


The Record Book

**BIG
EAST**
BASKETBALL



BIG EAST Game and Season Records

(1980-2008, Conference Games Only)

Points

INDIVIDUAL:

Game: 48, Eric Murdock (PC) vs. Pittsburgh, 1-23-91
Freshman Game: 41, Marco Lokar (SHU) vs. Pittsburgh, 2-20-90
Season: 462, Donyell Marshall (UCONN), 1993-94
Freshman Season: 357, Allen Iverson (GU), 1994-95

TEAM:

1st Half: 62, Providence at St. John's, 2-29-04
2nd Half: 67, Pittsburgh vs. Providence, 2-10-90
Game: 117, Pittsburgh vs. Providence, 2-10-90
Season: 1,489, Connecticut, 1994-95
Fewest 1st Half: 11, Providence at Connecticut, 2-5-02
Fewest 2nd Half: 13, Pittsburgh vs. Georgetown, 2-18-87
Fewest Game: 36, Boston College vs. Georgetown, 1-27-88
Fewest Combined: 85 (45-40), Boston College vs. Providence, 2-26-00
Most Combined: 227 (116-111), Georgetown vs. Notre Dame, 2-9-02

Scoring Average

INDIVIDUAL:

Season: 27.8, Troy Bell (BC), 2002-03
Freshman Season: 21.4, Carmelo Anthony (SU), 2002-03

TEAM:

Season: 83.6, Providence, 1989-90
Lowest Season: 55.6, Miami, 1991-92

Scoring Margin

TEAM:

Game: +45 (96-51), Connecticut def. Cincinnati, 3-9-08
Season: +13.9, Georgetown, 1984-85

Defensive Average

TEAM:

Season: 57.8, Georgetown, 2006-07
58.3, Miami, 1999-00

Rebounds

INDIVIDUAL:

Game: 26, Michael Smith (PC) vs. Syracuse, 1-25-94
Freshman Game: 20, Danya Abrams (BC) vs. Providence, 1-22-94
Season: 224, Jerome Lane (UP), 1986-87
Freshman Season: 161, Carmelo Anthony (SU), 2002-03

TEAM:

Game: 64, St. John's at Seton Hall, 2-26-97
62, Georgetown vs. Seton Hall, 1-8-00
60, Connecticut at Seton Hall, 2-11-06
60, Syracuse at Georgetown, 3-1-03
59, Connecticut vs. Notre Dame, 2-21-04
59, Seton Hall vs. Rutgers, 2-7-96
59, Boston College vs. West Virginia, 2-3-96
59, Pittsburgh vs. West Virginia, 1-6-96
59, Villanova vs. St. John's, 2-18-86
Season: 810, Georgetown, 1996-97

Rebound Average

INDIVIDUAL:

Season: 14.0, Jerome Lane (UP), 1986-87
Freshman Season: 10.3, Troy Murphy (ND), 1998-99

TEAM:

Season: 45.0, Georgetown, 1996-97

Rebound Margin

TEAM:

Game: +31 (64-33), St. John's at Seton Hall, 2-26-97
+30 (51-21), Boston College at Seton Hall, 1-4-97
+29 (51-22), Connecticut vs. Seton Hall, 1-13-98
+29 (58-29), St. John's vs. Villanova, 1-25-98
+28 (60-32), Connecticut at Seton Hall, 2-11-06
+28 (39-11), Georgetown at Seton Hall, 1-19-07
+26 (53-27), Villanova at Providence, 1-20-00
+25 (59-34), Georgetown vs. Rutgers, 2-26-97
+25 (47-22), Georgetown vs. Syracuse, 1-28-02
+25 (43-18), Pittsburgh vs. Syracuse, 1-22-02
Season: +9.8 (44.6-34.8), Connecticut, 2005-06

Assists

INDIVIDUAL:

Game: 22, Sherman Douglas (SU) vs. Providence, 1-28-89
Freshman Game: 18, Dwayne Washington (SU) vs. St. John's, 2-27-84
Season: 150, Mark Jackson (SJU), 1985-86
Freshman Season: 135, Omar Cook (SJU), 2000-01

TEAM:

Game: 37, Syracuse vs. Providence, 1-22-86
Season: 340, Syracuse, 1995-96

Assist Average

INDIVIDUAL:

Season: 9.4, Mark Jackson (SJU), 1985-86
Freshman Season: 8.4, Omar Cook (SJU), 2000-01

TEAM:

Season: 20.3, Syracuse, 1985-86

Steals

INDIVIDUAL:

Game: 11, John Linehan (PC) vs. Rutgers, 1-22-02
Freshman Game: 9, John Linehan (PC) vs. Pittsburgh, 1-10-98
9, Kevin Braswell (GU) at Notre Dame, 2-10-99
Season: 77, John Linehan (PC), 2001-02
Freshman Season: 64, Allen Iverson (GU), 1994-95

TEAM:

Game: 24, Georgetown at Notre Dame, 2-10-99
21, Villanova vs. Miami, 1-25-95
21, Georgetown vs. Seton Hall, 2-26-83
Season: 201, Georgetown, 1995-96

Steal Average

INDIVIDUAL:

Season: 3.7, Allen Iverson (GU), 1995-96
3.7, Nadav Henefeld (UCONN), 1989-90
Freshman Season: 3.7, Nadav Henefeld (UCONN), 1989-90

TEAM:

Season: 12.4, Connecticut, 1989-90

Blocked Shots

INDIVIDUAL:

Game: 12, Dikembe Mutombo (GU) vs. St. John's, 1-23-89
Freshman Game: 12, Dikembe Mutombo (GU) vs. St. John's, 1-23-89
Season: 94, Hashheem Thabeet (UCONN), 2007-08
Freshman Season: 71, Alonzo Mourning (GU), 1988-89

TEAM:

Game: 19, Connecticut vs. Notre Dame, 2-21-06
18, Cincinnati at Marquette, 1-7-06
Season: 165, Connecticut, 2007-08
159, Connecticut, 2005-06

BIG EAST Game and Season Records

Turnovers

INDIVIDUAL:

Game: 12, Vonteego Cummings, UP vs. PC, 1-10-98

Season: 91, Vonteego Cummings (UP), 1997-98

TEAM:

Game: 35, Pittsburgh vs. Georgetown, 1-3-95

Fewest, Game: 1, Louisville vs. Georgetown, 2-7-07

Season: 362, Pittsburgh, 1994-95

Field Goals Made

INDIVIDUAL:

Game: 18 (of 25), Steve Rich (UM) vs. St. John's, 2-20-96

16 (of 28), Luke Harangody (ND) vs. Louisville, 2-28-08

16 (of 27), Darius Rice (UM) vs. Connecticut, 1-20-03

16 (of 26), Marcus Hatten (SJU) vs. Rutgers, 3-6-03

16 (of 23), Kerry Kittles (VU) vs. Boston College, 2-28-95

16 (of 31), Eric Murdock (PC) vs. Pittsburgh, 1-23-91

16 (of 23), Isaac Hawkins (UP) vs. Syracuse, 2-26-98

16 (of 23), Mark Bryant (SHU) vs. Villanova, 2-27-88

16 (of 23), Mark Bryant (SHU) vs. Villanova, 2-27-88

16 (of 25), Ryan Gomes (PC) vs. West Virginia, 2-9-05

Freshman Game: 14 (of 20), Ryan Gomes (PC) vs. Miami, 1-19-02

Season: 159, Donyell Marshall (UCONN), 1993-94

Freshman Season: 124 (of 320), Allen Iverson (GU), 1994-95

TEAM:

Game: 47 (of 82), Georgetown vs. Seton Hall, 2-6-82

Season: 542 (of 1,149), Connecticut, 1994-95

Field Goals Attempted

INDIVIDUAL:

Game: 32 (14 made), Ron Jackson (PC) vs. Boston College, 2-2-83

32 (15 made), Quincy Douby (RU) at Syracuse, 2-1-06

Freshman Game: 29 (12 made), Carmelo Anthony (SU)

vs. Georgetown, 3-1-03

Season: 396 (142 made), Victor Page (GU), 1996-97

Freshman Season: 320 (124 made), Allen Iverson (GU), 1994-95

TEAM:

Game: 96 (40 made), Georgetown vs. Notre Dame, 2-9-02

Season: 1,209 (534 made) West Virginia, 1997-98

Field Goal Percentage

INDIVIDUAL (minimum 10 attempts):

Game: 1.000 (11-11), Hakim Warrick (SU) vs. Miami, 2-14-04

1.000 (11-11), Rob Hodgson (RU) vs. West Virginia, 1-31-99

1.000 (11-11), Brian Shorter (UP) vs. Providence, 2-10-90

1.000 (10-10), Sherman Douglas (SU) vs. Villanova, 2-16-87

1.000 (10-10), Patrick Ewing (GU) vs. Boston College, 2-25-84

Freshman Game (minimum 8 attempts):

1.000 (8-8), Derrick Coleman (SU) vs. Boston College, 1-13-87

1.000 (8-8), Dwayne McClain (VU) vs. St. John's, 1-11-82

Season: .683 (86-126), David Padgett (UL), 2007-08

.676 (140-207), Michael Bradley (VU), 2000-01

.661 (37-56), Roosevelt Bouie (SU), 1979-80

Freshman Season: .606 (80-132), Derrick Coleman (SU), 1986-87

TEAM:

Game: .714 (25-35), Boston College vs. Georgetown, 2-17-82

Season: .547 (181-331), Connecticut, 1979-80

.540 (504-934), Syracuse, 1983-84

Three-Point Field Goals Made

INDIVIDUAL:

Game: 10 (of 17), Donta Wade (PC), at Notre Dame, 2-23-00

Freshman Game: 9 (of 12), Shaheen Holloway (SHU)

vs. Boston College, 1-4-97

Season: 70 (of 148), Steve Novak (MU), 2005-06

Freshman Season: 59 (of 143), Steve Edwards (UM), 1992-93

TEAM:

Game: 20 (of 38), West Virginia vs. Marquette, 1-14-06

17 (of 34), Notre Dame at Louisville, 2-4-06

17 (of 37), Notre Dame at St. John's, 3-6-04

Season: 155 (of 385), Notre Dame, 2004-05

Three-Point Field Goals Attempted

INDIVIDUAL:

Game: 20, Elijah Ingram (SJU), at Syracuse, 2-18-03

Freshman Game: 20, Elijah Ingram (SJU), at Syracuse, 2-18-03

Season: 159, Gerry McNamara (SU), 2004-05

Freshman Season: 143, Shaheen Holloway (SHU), 1996-97

143, Steve Edwards (UM), 1992-93

TEAM:

Game: 41, St. John's at Syracuse, 2-18-03

41, West Virginia at Providence 2-20-07

Season: 474, West Virginia, 2005-06

Three-Point Field Goal Percentage

INDIVIDUAL (minimum 5 attempts):

Game: 1.000 (6-6), Omar Cook (SJU) vs. Virginia Tech, 1-3-01

1.000 (6-6), Rob Hodgson (RU) vs. West Virginia, 1-31-99

1.000 (6-6), Sean Miller (UP) vs. Seton Hall, 2-12-91

1.000 (5-5), Will Walker (DPU) at Seton Hall, 2-23-08

1.000 (5-5), Dominique Jones (USF) vs. Rutgers, 1-2-08

1.000 (5-5), Karron Clarke (DPU) vs. Syracuse, 3-2-06

1.000 (5-5), Robert Hite (UM) at Virginia Tech, 1-17-04

1.000 (5-5), Quincy Douby (RU) at St. John's, 1-24-04

1.000 (5-5), Richard Hamilton (UCONN) at Boston College, 1-6-99

1.000 (5-5), John Celestand (VU) at Notre Dame, 1-7-99

1.000 (5-5), Todd Burgan (SU) at Pittsburgh, 2-1-98

1.000 (5-5), Jason Maile (UP) vs. Notre Dame, 1-29-97

1.000 (5-5), John Jacques (GU) vs. Seton Hall, 3-1-95

1.000 (5-5), Gerrod Abram (BC) vs. Connecticut, 2-24-93

1.000 (5-5), Trevor Burton (UM) vs. Georgetown, 1-2-93

1.000 (5-5), Dana Barros (BC) vs. Villanova, 2-7-89

1.000 (5-5), James Major (SHU) vs. Pittsburgh, 1-14-87

1.000 (5-5), Marcus Sikes (UC) at Georgetown, 1-27-07

Freshman Game (minimum 3 attempts):

1.000 (6-6), Omar Cook (SJU) vs. Virginia Tech, 1-3-01

1.000 (5-5), Dominique Jones (USF) vs. Rutgers, 1-2-08

1.000 (5-5), Quincy Douby (RU) vs. St. John's, 1-24-04

1.000 (3-3), Jamel Thomas (PC) vs. Connecticut, 1-13-96

1.000 (4-4), Eric Myles (GU) vs. Seton Hall, 1-10-95

1.000 (3-3), Kyle McAlarney (ND) vs. Providence, 1-14-06

1.000 (3-3), John Leahy (SHU) vs. Pittsburgh, 1-2-92

1.000 (3-3), Lonnie Harrell (GU) vs. Connecticut, 2-12-92

1.000 (3-3), Greg Woodard (VU) vs. St. John's, 1-7-89

1.000 (3-3), Walter Lundy (BC) vs. Providence, 12-21-89

Season: .524 (33-63), Garrick Thomas (UP), 1995-96

Freshman Season: .430 (43-100), Scottie Reynolds (VU), 2006-07

TEAM:

Game (minimum 6 attempts):

.857 (6-7), Connecticut at Villanova, 2-2-00

Providence vs. Seton Hall, 1-15-90

Georgetown vs. Pittsburgh, 1-10-87

.833 (5-6), Connecticut at Rutgers, 2-28-00

Pittsburgh vs. Providence, 2-10-90

Syracuse vs. Boston College, 1-18-88

Seton Hall vs. Pittsburgh, 1-14-87

Season: .470 (87-185), Boston College, 1987-88

BIG EAST Game and Season Records

Free Throws Made

INDIVIDUAL:

Game: 21 (of 25), Marcus Hatten (SJU) vs. Connecticut, 2-9-02
 20 (of 20), Donyell Marshall (UCONN) vs. St. John's, 1-15-94
 18 (of 22), Allen Griffin (SU) at St. John's, 3-4-01
 18 (of 26), Alonzo Mourning (GU) vs. Boston College, 2-2-92
 18 (of 20), Eric Murdock (PC) vs. Villanova, 3-2-91
 18 (of 21), Charles Smith (UP) vs. Boston College, 1-21-85

Freshman Game: 18 (of 21), Charles Smith (UP)
 vs. Boston College, 1-21-85

Season: 156, Alonzo Mourning (GU), 1991-92

Freshman Season: 96 (of 109), Troy Bell (BC), 1999-00

TEAM:

Game: 43 (of 49), Villanova vs. Providence, 1-6-90

Season: 416 (of 560), Seton Hall, 1991-92

Free Throws Attempted

INDIVIDUAL:

Game: 26 (18 made), Alonzo Mourning (GU) vs. Boston College, 2-2-92

Freshman Game: 22 (13 made), Felipe Lopez (SJU)

vs. Georgetown, 3-5-95

Season: 204, Alonzo Mourning (GU), 1991-92

Freshman Season: 117 (82 made), Carmelo Anthony (SU), 2002-03

TEAM:

Game: 59 (40 made), Providence vs. West Virginia, 1-5-99

Season: 560 (416 made), Seton Hall, 1991-92

Free Throw Percentage

INDIVIDUAL:

Game (minimum 15 attempts):

1.000 (17-17), Troy Bell (BC) vs. Miami, 1-13-01
 1.000 (20-20), Donyell Marshall (UCONN) vs. St. John's, 1-15-94
 1.000 (17-17), Eric Murdock (PC) vs. Seton Hall, 1-2-91
 1.000 (16-16), John Bagley (BC) vs. Villanova, 1-26-81

Freshman Game (minimum 10 attempts):

1.000 (12-12), Tim Thomas (VU) at St. John's, 12-7-96
 1.000 (11-11), Troy Bell (BC) at West Virginia, 2-19-00
 1.000 (11-11), Eugene Harvey (SHU) vs. Pittsburgh 2-19-07
 1.000 (10-10), Chris Thomas (ND) vs. Miami, 2-23-02
 1.000 (10-10), John Linehan, (PC) vs. Pittsburgh, 1-10-98
 1.000 (10-10), Steve Edwards (UM) vs. Villanova, 3-6-93
 1.000 (10-10), Malik Sealy (SJU) vs. Villanova, 1-7-89

Season: .964 (53-55), Gerry McNamara (SU), 2002-03

Freshman Season: .964 (53-55), Gerry McNamara (SU), 2002-03

TEAM:

Game: 1.000 (28-28), Providence vs. Villanova, 3-2-87

1.000 (19-19), Notre Dame vs. Villanova, 1-8-05

1.000 (18-18), Cincinnati vs. Louisville, 2-6-06

1.000 (16-16), Pittsburgh vs. Syracuse, 2-1-98

Season: .818 (275-336), Miami, 2001-02

Personal Fouls

TEAM:

Game: 41, West Virginia at Providence, 1-5-99

38, Villanova vs. Pittsburgh, 1-2-91

38, Seton Hall vs. Boston College, 2-3-90

38, Pittsburgh vs. Villanova, 2-7-86

Season: 475 (19 disq.), Pittsburgh, 1995-96

Lopsided BIG EAST Games

(home team capitalized)

Points

+45	(96-51)	CONNECTICUT def. Cincinnati, 3-9-08
+42	(99-57)	CONNECTICUT def. Seton Hall, 2-11-06
+41	(85-44)	GEORGETOWN def. Providence, 1-16-85
+40	(96-56)	PROVIDENCE def. Virginia Tech, 2-20-01
		GEORGETOWN def. Seton Hall, 2-6-82
+39	(108-69)	DE PAUL def. Syracuse, 3-2-06
+39	(90-51)	SYRACUSE def. Boston College, 1-21-99
+38	(84-46)	VILLANOVA def. West Virginia, 1-5-05
	(89-51)	SYRACUSE def. West Virginia, 2-26-03
	(106-68)	GEORGETOWN def. Villanova, 3-2-96
+37	(87-50)	LOUISVILLE def. Rutgers, 2-2-08
	(91-54)	Connecticut def. BOSTON COLLEGE, 3-8-03
	(77-40)	Georgetown def. MIAMI, 1-29-94
	(86-49)	CONNECTICUT def. Boston College, 2-11-89
+36	(96-60)	Connecticut def. VIRGINIA TECH, 2-28-04
	(82-46)	PITTSBURGH def. West Virginia, 2-12-03
	(105-69)	SYRACUSE def. Boston College, 2-20-90
	(82-46)	BOSTON COLLEGE def. Villanova, 2-15-92
+35	(95-60)	CONNECTICUT def. Virginia Tech, 1-10-02
	(80-45)	Connecticut def. WEST VIRGINIA, 1-9-99
+34	(104-70)	ST. JOHN'S def. Providence, 2-15-99
	(90-56)	PITTSBURGH def. Providence, 1-25-88
+33	(94-61)	VILLANOVA def. Rutgers, 1-29-05
	(93-60)	SYRACUSE def. Seton Hall, 1-28-97
	(88-55)	VILLANOVA def. Pittsburgh, 2-3-96
	(90-57)	ST. JOHN'S def. Connecticut, 2-1-92
	(90-57)	SYRACUSE def. Villanova, 2-1-89
	(97-64)	ST. JOHN'S def. Connecticut, 2-2-85
	(97-64)	ST. JOHN'S def. Seton Hall, 1-12-80
+32	(74-42)	Georgetown def. ST. JOHN'S, 1-30-08
	(86-54)	PITTSBURGH def. Seton Hall, 3-5-03
	(81-49)	Rutgers def. Seton Hall, 1-7-98
	(94-62)	SYRACUSE def. Seton Hall, 2-14-85
+31	(89-58)	PROVIDENCE def. Virginia Tech, 2-1-03
	(96-65)	BOSTON COLLEGE def. West Virginia, 3-3-01
	(97-66)	SETON HALL def. West Virginia, 2-5-00
	(101-70)	CONNECTICUT def. Notre Dame, 1-12-99
	(83-52)	GEORGETOWN def. Rutgers, 12-4-96
	(93-62)	ST. JOHN'S def. Connecticut, 1-2-90
	(93-62)	GEORGETOWN def. Pittsburgh, 3-1-86
	(110-79)	GEORGETOWN def. Providence, 1-4-86
	(87-56)	St. John's def. PITTSBURGH, 1-14-85
	(78-47)	CONNECTICUT def. Seton Hall, 1-29-83
+30	(78-48)	MARQUETTE def. Rutgers, 2-23-08
	(92-62)	SYRACUSE def. Rutgers, 2-22-97
	(92-62)	Villanova def. MIAMI, 1-25-95
	(82-52)	PITTSBURGH def. Miami, 1-29-92
	(83-53)	GEORGETOWN def. Villanova, 2-24-90
	(110-80)	PITTSBURGH def. Boston College, 1-31-90
	(83-53)	Georgetown def. BOSTON COLLEGE, 1-2-90
	(90-60)	SYRACUSE def. Boston College, 2-18-88
	(72-42)	Georgetown def. ST. JOHN'S, 1-6-82

BIG EAST Top Performances

Points

48	Eric Murdock (PC) vs. Pittsburgh	1-23-91
44	Marcus Hatten (SJU) vs. Rutgers	3-6-03
	Kerry Kittles (VU) vs. Boston College	2-28-95
43	Darius Rice (UM) vs. Connecticut	1-20-03
	Steve Rich (UM) vs. St. John's	2-20-96
	Dana Barros (BC) vs. Pittsburgh	1-7-89
42	Donyell Marshall (UC) vs. St. John's	1-15-94
41	Steve Novak (MU) vs. Connecticut	1-3-06
	Quincy Douby (RU) vs. Syracuse	2-1-06
	Terry Dehere (SHU) vs. St. John's	2-17-93
	Marco Lokar (SHU) vs. Pittsburgh	2-20-90
40	Luke Harangody (ND) at Louisville	2-28-08
	Scottie Reynolds (VU) at Connecticut	2-28-07
	Jason Maile (UP) vs. Villanova	2-12-97
	Allen Iverson (GU) vs. Seton Hall	1-6-96
	Eric Murdock (PC) vs. Seton Hall	1-2-91
	Greg Harvey (SJU) vs. Seton Hall	2-14-90
39	Troy Bell (BC) vs. Providence	2-13-02
	Richard Hamilton (UC) at Boston College	1-6-99
	Ray Allen (UC) vs. Rutgers	2-28-96
	Allen Iverson (GU) vs. St. John's	1-27-96
	Mark Tillmon (GU) vs. Providence	1-6-90, 2-13-90
38	Mike Sweetney (GU) vs. Notre Dame	2-1-03
	Troy Bell (BC) vs. Villanova	3-4-03
	Donta Wade (PC) vs. Notre Dame	2-23-00
	Jamel Thomas (PC) at Villanova	2-20-99
	Richard Hamilton (UC) at Boston Coll.	1-11-98
	Alonzo Mourning (GU) vs. Boston Coll.	2-2-92
	Mark Bryant (SHU) vs. Villanova	2-27-88
	Jaren Jackson (GU) vs. Seton Hall	3-5-88
	Dan Callandrillo (SHU) vs. St. John's	1-25-82
37	Chris Quinn (ND) vs. Pittsburgh	1-4-06
	Ryan Gomes (PC) vs. Connecticut	2-15-05
	Gerald Riley (GU) vs. Miami	2-7-04
	Troy Murphy (ND) vs. Rutgers	1-16-01
	Pat Garrity (ND) at Seton Hall	1-17-98
	Allen Iverson (GU) vs. Villanova	3-2-96
	Kerry Kittles (VU) vs. Connecticut	2-18-95
	Chris Smith (UC) vs. St. John's	1-7-92
	Terry Dehere (SHU) vs. Providence	1-2-91
	Clyde Vaughan (UP) vs. Boston College	1-4-84
36	Quincy Douby (RU) vs. St. John's	3-5-06
	Jared Dudley (BC) vs. Villanova	1-19-05
	Hakim Warrick (SU) vs. Providence	2-26-05
	Matt Carroll (ND) vs. Georgetown	2-1-03
	Troy Bell (BC) at Villanova	1-9-02
	Lawrence Moten (SU) vs. Villanova	2-14-95
	Terry Dehere (SHU) vs. St. John's	3-6-93
	Billy Owens (SU) vs. Boston College	2-2-91
	Billy Owens (SU) vs. Georgetown	1-27-90
	Andre McCloud (SHU) vs. Boston Coll.	2-12-85
	Dan Callandrillo (SHU) vs. Boston Coll.	2-27-82
35	James Holmes (USF) vs. Seton Hall	1-20-06
	Hakim Warrick (SU) vs. St. John's	2-23-05
	Gerald Riley (GU) vs. Miami	1-31-04
	Mike Sweetney (GU) vs. West Virginia	1-12-03
	Mike Sweetney (GU) vs. Notre Dame	2-9-02
	Troy Murphy (Notre Dame) vs. Seton Hall	2-19-00
	Johnny Hemsley (UM) at Georgetown	12-30-98
	Victor Page (GU) vs. St. John's	1-21-97
	Felipe Lopez (SJU) vs. Seton Hall	1-17-95
	Dave Johnson (SU) vs. Miami	1-12-92
	Malik Sealy (SJU) vs. Pittsburgh	1-19-91
	Malik Sealy (SJU) vs. Providence	1-15-91
	Charles Smith (GU) vs. Providence	1-18-89
	Mark Tillmon (GU) vs. Seton Hall	3-5-88
	Dana Barros (BC) vs. Seton Hall	2-1-87
	Dwayne Washington (SU) vs. St. John's	2-26-86
	Walter Berry (SJU) vs. Providence	1-2-86
	Chris Mullin (SJU) vs. Syracuse	2-27-84
	John Bagley (BC) vs. St. John's	2-20-82

Rebounds

26	Michael Smith (PC) vs. Syracuse	1-25-94
23	Dan Schayes (SU) vs. Georgetown	2-9-81
	Kentrell Gransberry (USF) at DePaul	3-3-07
22	Emeka Okafor (UC) vs. Notre Dame	2-21-04
	Michael Smith (PC) vs. Connecticut	1-22-92
	Ed Pinckney (VU) vs. Georgetown	1-31-83
21	Erron Maxey (PC) vs. Boston College	2-26-00
	Derrick Coleman (SU) vs. Providence	1-20-90
	Jerome Lane (UP) vs. Connecticut	2-21-87
20	Cedric McGowan (CIN) vs. DePaul	1-4-06
	Aaron Gray (UP) vs. Marquette	1-28-06
	Mike Sweetney (GU) vs. Notre Dame	2-9-02
	Troy Murphy (ND) vs. Seton Hall	1-8-01
	Gerald Jordan (UP) vs. West Virginia	1-6-96
	Danya Abrams (BC) vs. Providence	1-22-94
	Michael Smith (PC) vs. Seton Hall	1-5-94
	Chris McNeal (UP) vs. Boston College	3-3-92
	Bobby Martin (UP) vs. Georgetown	2-7-90
	Harold Pressley (VU) vs. St. John's	2-18-86

Assists

22	Sherman Douglas (SU) vs. Providence	1-28-89
18	Dwayne Washington (SU) vs. St. John's	2-27-84
16	Marcus Williams (UC) vs. Notre Dame	1-30-05
	Kevin Braswell (GU) vs. Rutgers	3-2-02
	Carlton Screen (PC) vs. Syracuse	1-20-90
	Mark Jackson (SJU) vs. Providence	2-3-86
15	Carl Krauser (UP) vs. West Virginia	2-5-05
	Omar Cook (SJU) vs. Connecticut	1-6-01
14	Brandin Knight (UP) vs. West Virginia	3-2-02
	Jason Hart (SU) vs. Villanova	2-23-00
	Shaheen Holloway (SHU) vs. West Virginia	2-5-00
	Shaheen Holloway (SHU) at Syracuse	2-7-98
	Kevin Ollie (UC) vs. Boston College	2-21-95
	David Cain (SJU) vs. Seton Hall	3-6-93
	David Cain (SJU) vs. Connecticut	1-30-93
	Michael Gardner (UM) vs. Pittsburgh	1-23-93
	Darelle Porter (UP) vs. Syracuse	1-23-90
	Greg Harvey (SJU) vs. Providence	3-5-88
	Stewart Granger (VU) vs. Boston College	12-4-81



Eric Murdock, Providence (1987-91)

BIG EAST Top Performances

Steals

11	John Linehan (PC) vs. Rutgers	1-22-02
10	Marcus Hatten (SJU) vs. Syracuse	2-18-03
	Allen Iverson (GU) vs. Miami	1-13-96
9	Jerome Dyson (UC) vs. St. John's	1-8-08
	DeShaun Williams (SU) vs. Boston College	3-3-02
	John Linehan (PC) vs. Boston College	2-2-02
	James Thues (SU) vs. Rutgers	1-2-02
	John Linehan (PC) vs. Georgetown	2-27-99
	Kevin Braswell (GU) at Notre Dame	2-10-99
	John Linehan (PC) vs. Pittsburgh	1-10-98
	Gary Massey (VU) vs. Providence	2-20-88

Blocked Shots

12	Dikembe Mutombo (GU) vs. St. John's	1-23-89
11	Samuel Dalembert (SHU) vs. St. John's	1-18-00
10	Hasheem Thabeet (UC) at Notre Dame	1-5-08
	Eric Hicks (CIN) vs. Marquette	1-7-06
	Harold Pressley (VU) vs. Providence	1-11-86
9	Hilton Armstrong (UC) vs. Louisville	3-4-06
	Herbert Hill (PC) vs. Villanova	1-11-05
	Josh Boone (UC) vs. St. John's	2-5-05
	Emeka Okafor (UC) vs. St. John's	2-2-03
	Marcus Douthit (PC) vs. Connecticut	3-5-03
	Emeka Okafor (UC) vs. Boston College	2-16-02
	Emeka Okafor (UC) vs. Rutgers	1-30-02
	Etan Thomas (SU) vs. Pittsburgh	2-16-00
	Samuel Dalembert (SHU) vs. Georgetown	1-8-00
	Etan Thomas (SU) vs. Connecticut	1-24-98
	Cliff Robinson (UC) vs. Georgetown	2-6-88
	Alonzo Mourning (GU) vs. Boston College	1-14-89
	Tom Greis (VU) vs. Georgetown	2-1-88



John Linehan, Providence (1997–2002)

All Games Played

Points

48	Eric Murdock (PC) vs. Pittsburgh	1-23-91
45	Eric Murdock (PC) vs. Arizona	12-23-90

Rebounds

26	Michael Smith (PC) vs. Syracuse	1-25-94
23	Dan Schayes (SU) vs. Georgetown	2-9-81
	Derrick Coleman (SU) vs. Villanova	3-10-90
	Kentrell Gransberry (USF) at DePaul	3-3-07

Assists

22	Sherman Douglas (SU) vs. Providence	1-28-89
18	Dwayne Washington (SU) vs. St. John's	2-27-84

Steals

11	John Linehan (PC) vs. Rutgers	1-22-02
	Drew Schifino (WVU) vs. Arkansas-Monticello	12-1-01
	Chris Thomas (ND) vs. New Hampshire	11-16-01
10	Marcus Hatten (SJU) vs. Syracuse	2-18-03
	Todd Borgan (SU) vs. Colgate	11-30-97
	Allen Iverson (GU) vs. Miami	1-13-96
	God Shammgod (PC) vs. Brown	12-21-96

Blocked Shots

12	Dikembe Mutombo (GU) vs. St. John's	1-23-89
11	Jordan Cornette (ND) vs. Belmont	11-17-02
	Samuel Dalembert (SHU) vs. St. John's	1-18-00
10	Eric Hicks (CIN) vs. Marquette	1-7-06
	Emeka Okafor (UC) vs. Army	12-6-03
	Eddie Griffin (SHU) vs. Norfolk State	12-4-00
	Karim Shabazz (PC) vs. Rhode Island	12-2-00
	Karim Shabazz (PC) vs. Long Island	12-27-99
	Donyell Marshall (UC) vs. Hartford	1-17-94
	Harold Pressley (VU) vs. Providence	1-11-86



Michael Smith, Providence (1991–95)

BIG EAST Career Leaders (1979-08)

POINTS

NAME	SCHOOL	CAREER	YRS.	GP	AVG.	POINTS
Lawrence Moten	Syracuse	1991-95	4	72	19.5	1405
Troy Bell	Boston College	1999-03	4	62	22.4	1388
Terry Dehere	Seton Hall	1989-93	4	68	19.4	1320
Chris Mullin	St. John's	1981-85	4	62	20.8	1290
Kerry Kittles	Villanova	1992-96	4	69	18.7	1288
Dana Barros	Boston College	1985-89	4	64	19.6	1257
Felipe Lopez	St. John's	1994-98	4	72	17.0	1222
Bill Curley	Boston College	1990-94	4	70	16.8	1177
Ryan Gomes	Providence	2001-05	4	64	18.3	1173
John Wallace	Syracuse	1992-96	4	72	16.3	1170
Malik Sealy	St. John's	1988-92	4	64	18.2	1165
Zendon Hamilton	St. John's	1994-98	4	72	16.0	1152
Danya Abrams	Boston College	1993-97	4	71	16.2	1148
Eric Murdock	Providence	1987-91	4	63	18.2	1145
Chris Smith	Connecticut	1988-92	4	64	17.8	1140
Jamel Thomas	Providence	1995-99	4	72	15.7	1135
Andre McCloud	Seton Hall	1982-86	4	64	17.4	1113
Pat Garrity	Notre Dame	1995-98	3	54	20.5	1107
Chris Thomas	Notre Dame	2001-05	4	64	17.2	1099
Tim James	Miami	1995-99	4	72	14.7	1062
Darius Rice	Miami	2000-04	4	61	17.4	1060
Charles Smith	Pittsburgh	1984-88	4	64	16.4	1047
Richard Hamilton	Connecticut	1996-99	3	53	19.7	1046
Derrick Coleman	Syracuse	1986-90	4	64	16.1	1033
Allan Ray	Villanova	2002-06	4	63	16.1	1013
Gerry McNamara	Syracuse	2002-06	4	64	15.8	1010
Mark Bryant	Seton Hall	1984-88	4	62	16.2	1005
Ray Allen	Connecticut	1993-96	3	54	18.5	1001
Troy Murphy	Notre Dame	1998-01	3	47	21.3	999
Reggie Williams	Georgetown	1983-87	4	64	15.6	998
Rafael Addison	Syracuse	1982-86	4	64	15.4	985
Ricardo Greer	Pittsburgh	1997-01	4	67	14.7	983
Alonzo Mourning	Georgetown	1988-92	4	62	15.8	980
Patrick Ewing	Georgetown	1981-85	4	62	15.8	979
Hakim Warrick	Syracuse	2001-05	4	63	15.3	966
Othella Harrington	Georgetown	1992-96	4	72	13.4	965
Donyell Marshall	Connecticut	1991-94	3	54	17.8	963

SCORING AVERAGE

NAME	SCHOOL	CAREER	YRS.	GP	PTS.	AVG.
Marcus Hatten	St. John's	2001-03	2	32	736	23.0
Allen Iverson	Georgetown	1994-96	2	36	814	22.6
Troy Bell	Boston College	1999-03	4	62	1388	22.4
Dan Callandriilo	Seton Hall	1979-82	3	34	737	21.7
Troy Murphy	Notre Dame	1998-01	3	47	999	21.3
John Bagley	Boston College	1979-82	3	34	714	21.0
Chris Mullin	St. John's	1981-85	4	62	1290	20.8
Pat Garrity	Notre Dame	1995-98	3	54	1107	20.5
Walter Berry	St. John's	1984-86	2	32	633	19.8
Richard Hamilton	Connecticut	1996-99	3	53	1046	19.7
Mike Sweetney	Georgetown	2000-03	3	48	942	19.6
Dana Barros	Boston College	1985-89	4	64	1257	19.6
Lawrence Moten	Syracuse	1991-95	4	72	1405	19.5
Clyde Vaughan	Pittsburgh	1982-84	2	32	623	19.5
Terry Dehere	Seton Hall	1989-93	4	68	1320	19.4
Billy Owens	Syracuse	1988-91	3	48	908	18.9
Kerry Kittles	Villanova	1992-96	4	69	1288	18.7
Ray Allen	Connecticut	1993-96	3	54	1001	18.5
Brian Shorter	Pittsburgh	1988-91	3	48	886	18.5
Daryll Hill	St. John's	2003-06	3	41	757	18.5
Ryan Gomes	Providence	2001-04	4	64	1173	18.3
Malik Sealy	St. John's	1988-92	4	64	1165	18.2
Eric Murdock	Providence	1987-91	4	63	1145	18.2
Eric Floyd	Georgetown	1979-82	3	34	620	18.2
Chris Smith	Connecticut	1988-92	4	64	1140	17.8
Donyell Marshall	Connecticut	1991-94	3	54	963	17.8
Earl Kelley	Connecticut	1982-86	4	49	873	17.8
Caron Butler	Connecticut	2000-02	2	32	570	17.8
Ron Jackson	Providence	1981-83	2	29	515	17.8
Eric Williams	Providence	1993-95	2	36	637	17.7
Craig Smith	Boston College	2002-05	3	48	847	17.7
Darius Rice	Miami	2000-04	4	61	1060	17.4
Andre McCloud	Seton Hall	1982-86	4	64	1113	17.4
Quincy Douby	Rutgers	2003-06	3	48	829	17.3
Chris Thomas	Notre Dame	2001-05	4	64	1099	17.2
LUKE HARAGODY	Notre Dame	2006-	2	34	582	17.1
Victor Page	Georgetown	1995-97	2	36	614	17.1
Felipe Lopez	St. John's	1994-98	4	72	1222	17.0

One Year Players:

Michael Bradley	Villanova	2000-01	1	16	357	22.3
Carmelo Anthony	Syracuse	2002-03	1	16	342	21.4

Louis Orr	Syracuse	1979-80	1	6	123	20.5
Steve Novak	Marquette	2005-06	1	16	326	20.4
Damon Santiago	Rutgers	1995-96	1	18	333	18.5
DOMINIQUE JONES	USF	2007-	1	18	328	18.2
Tim Thomas	Villanova	1996-97	1	18	323	17.9
Craig Shelton	Georgetown	1979-80	1	6	103	17.2

REBOUNDS

NAME	SCHOOL	CAREER	YRS.	GP	AVG.	REB.
Derrick Coleman	Syracuse	1986-90	4	64	11.0	701
Michael Smith	Providence	1991-94	3	54	11.7	630
Danya Abrams	Boston College	1993-97	4	71	8.6	609
Patrick Ewing	Georgetown	1981-85	4	62	9.6	597
John Wallace	Syracuse	1992-96	4	72	8.1	582
Zendon Hamilton	St. John's	1994-98	4	72	8.1	580
Bill Curley	Boston College	1990-94	4	70	8.0	561
Tim James	Miami	1995-99	4	72	7.5	545
Ryan Gomes	Providence	2001-05	4	64	8.3	534
Rony Seikaly	Syracuse	1984-88	4	64	8.3	531
Othella Harrington	Georgetown	1992-96	4	72	7.3	529
Ed Pinckney	Villanova	1981-85	4	61	8.7	528
Charles Smith	Pittsburgh	1984-88	4	64	7.8	502
Otis Thorpe	Providence	1980-84	4	58	8.6	500
Harold Pressley	Villanova	1982-86	4	64	7.7	495
Adrian Griffin	Seton Hall	1992-96	4	72	6.8	493
Jake Voskuhl	Connecticut	1996-00	4	67	7.3	490
Jason Lawson	Villanova	1993-97	4	71	6.8	489
Alonzo Mourning	Georgetown	1988-92	4	62	7.9	489
Emeka Okafor	Connecticut	2001-04	3	48	10.0	482
Hakim Warrick	Syracuse	2001-05	4	63	7.6	481
Mark Bryant	Seton Hall	1984-88	4	62	7.7	477
Etan Thomas	Syracuse	1996-00	4	64	7.4	474
Ricardo Greer	Pittsburgh	1997-01	4	67	7.0	471
Kevin Freeman	Connecticut	1996-00	4	69	6.8	469
Jerome Lane	Pittsburgh	1985-88	3	48	9.7	467
Troy Murphy	Notre Dame	1998-01	3	47	9.9	465
Charles Minlend	St. John's	1992-97	4	71	6.5	465
Rashod Kent	Rutgers	1998-02	4	63	7.3	463
Tim Coles	Connecticut	1982-86	4	64	7.2	463
Mike Sweetney	Georgetown	2000-03	3	48	9.6	461
Isaac Hawkins	Pittsburgh	1996-01	4	67	6.7	451
Kelly Whitney	Seton Hall	2002-06	4	63	7.2	451
Torin Frances	Notre Dame	2002-06	4	58	7.7	447
Felipe Lopez	St. John's	1994-98	4	72	6.2	447
Constantin Popa	Miami	1991-95	4	72	6.2	443
Malik Sealy	St. John's	1998-92	4	64	6.9	440

REBOUND AVERAGE

NAME	SCHOOL	CAREER	YRS.	GP	REB.	AVG.
Michael Smith	Providence	1991-94	3	54	630	11.66
Kentrell Gransberry	USF	2006-08	2	34	374	11.00
Derrick Coleman	Syracuse	1986-90	4	64	701	10.95
Ryan Humphrey	Notre Dame	2000-02	2	32	313	10.10
Emeka Okafor	Connecticut	2001-04	3	48	482	10.00
Troy Murphy	Notre Dame	1998-01	3	47	465	9.89
Jerome Lane	Pittsburgh	1985-88	3	48	467	9.73
Walter Berry	St. John's	1984-86	2	32	310	9.69
Patrick Ewing	Georgetown	1981-85	4	62	597	9.63
Mike Sweetney	Georgetown	2000-03	3	48	461	9.60
Jerome Williams	Georgetown	1994-96	2	36	337	9.36
GEOFF MCDERMOTT	Providence	2005-	3	50	439	8.78
Ed Pinckney	Villanova	1981-85	4	61	528	8.65
Dikembe Mutombo	Georgetown	1988-91	3	48	415	8.65
Otis Thorpe	Providence	1980-84	4	58	500	8.62
Danya Abrams	Boston College	1993-97	4	71	609	8.58
Clyde Vaughan	Pittsburgh	1982-84	2	32	273	8.53
Billy Owens	Syracuse	1988-91	3	48	406	8.46
Ryan Gomes	Providence	2001-05	4	64	534	8.34
Rony Seikaly	Syracuse	1984-88	4	64	531	8.30
JEFF ADRIEN	Connecticut	2005-	3	49	402	8.20
Brian Shorter	Pittsburgh	1988-91	3	48	390	8.13
John Wallace	Syracuse	1992-96	4	72	582	8.08
Pat Garrity	Notre Dame	1995-98	3	54	436	8.07
Zendon Hamilton	St. John's	1994-98	4	72	580	8.06
Cornly Thompson	Connecticut	1979-82	3	34	274	8.06
Bill Curley	Boston College	1990-94	4	70	561	8.01
Chris Taft	Pittsburgh	2003-05	2	32	256	8.00
Calvin Bowman	West Virginia	1999-01	2	32	256	8.00
Craig Smith	Boston College	2002-05	3	48	380	7.92
Alonzo Mourning	Georgetown	1988-92	4	62	489	7.89
Charles Smith	Pittsburgh	1984-88	4	64	502	7.84
Harold Pressley	Villanova	1982-86	4	64	495	7.73

BIG EAST Career Leaders (1979-08)

Dan Schayes	Syracuse	1979-81	2	20	154	7.70
Mark Bryant	Seton Hall	1984-88	4	62	477	7.69
Hakim Warrick	Syracuse	2001-05	4	63	481	7.63
Caron Butler	Connecticut	2000-02	2	32	244	7.63
Tim James	Miami	1995-99	4	72	545	7.57
Donyell Marshall	Connecticut	1991-94	3	54	406	7.52

One Year Players:

Michael Bradley	Villanova	2000-01	1	16	173	10.80
Eric Hicks	Cincinnati	2005-06	1	16	164	10.25
Carmelo Anthony	Syracuse	2002-03	1	16	161	10.06
Eddie Griffin	Seton Hall	2000-01	1	15	150	10.00
Roosevelt Bouie	Syracuse	1979-80	1	6	59	9.83
Solomon Jones	USF	2005-06	1	16	103	9.63
DEJUAN BLAIR	Pittsburgh	2007-	1	18	173	9.61
Craig Shelton	Georgetown	1979-80	1	6	55	9.16
Louis Orr	Syracuse	1979-80	1	6	54	9.00

FIELD GOALS MADE

NAME	SCHOOL	YEARS	G	FGM
Lawrence Moten	Syracuse	1991-95	72	499
Kerry Kittles	Villanova	1992-96	69	466
Chris Mullin	St. John's	1981-85	62	460
John Wallace	Syracuse	1992-96	72	436
Ryan Gomes	Providence	2001-05	64	435
Andre McCloud	Seton Hall	1982-86	64	432
Dana Barros	Boston College	1985-89	64	430
Tim James	Miami	1995-99	72	423
Felipe Lopez	St. John's	1994-98	72	423
Malik Sealy	St. John's	1988-92	64	413
Rafael Addison	Syracuse	1982-86	64	407

FIELD GOALS ATTEMPTED

NAME	SCHOOL	YEARS	GP	FGA
Lawrence Moten	Syracuse	1991-95	72	1069
Felipe Lopez	St. John's	1994-98	72	1039
Dana Barros	Boston College	1985-89	64	981
Jamel Thomas	Providence	1995-99	72	954
Kerry Kittles	Villanova	1992-96	69	947
Chris Thomas	Notre Dame	2001-05	64	945
Troy Bell	Boston College	1999-03	62	941
Terry Dehere	Seton Hall	1989-93	68	926
Chris Smith	Connecticut	1988-92	66	912
Tim James	Miami	1995-99	72	902
Malik Sealy	St. John's	1988-92	64	900
Andre McCloud	Seton Hall	1982-86	64	889
Eric Murdock	Providence	1987-91	63	884
Ryan Gomes	Providence	2001-05	64	864
Richard Hamilton	Connecticut	1996-99	53	864
Darius Rice	Miami	2000-04	61	859
Shaheen Holloway	Seton Hall	1996-00	68	859
Kevin Braswell	Georgetown	1998-02	66	850
Ricardo Greer	Pittsburgh	1997-01	67	846
Danya Abrams	Boston College	1993-97	71	842
Gerry McNamara	Syracuse	2002-06	64	839
Chris Mullin	St. John's	1981-85	62	835
Pat Garrity	Notre Dame	1995-98	54	834
Ray Allen	Connecticut	1993-96	54	821
Randy Foye	Villanova	2002-06	64	821
John Wallace	Syracuse	1992-96	72	810
Vonteego Cummings	Pittsburgh	1995-99	62	795
Zendon Hamilton	St. John's	1994-98	72	795
Allan Ray	Villanova	2002-06	63	795
Adrian Autry	Syracuse	1990-94	69	771
Andre Barrett	Seton Hall	2000-04	64	768
Rafael Addison	Syracuse	1982-86	64	769
Bryant Matthews	Virginia Tech	2000-04	63	759
Reggie Williams	Georgetown	1983-87	64	759
Bill Curley	Boston College	1990-94	70	738

FIELD GOAL PERCENTAGE

(*Minimum 5.0 FGM per game)

NAME	SCHOOL	CAREER	YRS	GP	FGM-FGA	PCT
Patrick Ewing	Georgetown	1981-85	4	62	377-620	.608
Emeka Okafor	Connecticut	2001-04	3	48	270-455	.593
Otis Thorpe	Providence	1980-84	4	58	337-586	.575
Chris Taft	Pittsburgh	2003-05	2	32	182-319	.571
Dwayne McClain	Villanova	1981-85	4	58	297-531	.559
Derrick Coleman	Syracuse	1986-90	4	64	361-647	.558
Dwayne Washington	Syracuse	1983-86	3	48	293-530	.553
Marty Headd	Syracuse	1979-81	2	20	107-194	.552
Chris Mullin	St. John's	1981-85	4	62	460-835	.551
One Year Players:						
Michael Bradley	Villanova	2000-01	1	16	140-207	.676

FREE THROW MADE

NAME	SCHOOL	CAREER	YRS	GP	FTM
Troy Bell	Boston College	1999-03	4	62	449
Zendon Hamilton	St. John's	1994-98	4	72	402
Alonzo Mourning	Georgetown	1988-92	4	62	402
Danya Abrams	Boston College	1993-97	4	71	387
Bill Curley	Boston College	1990-94	4	70	381
Chris Mullin	St. John's	1981-85	4	62	370
Terry Dehere	Seton Hall	1989-93	4	68	362
Charles Smith	Pittsburgh	1984-88	4	64	334
Malik Sealy	St. John's	1988-92	4	64	323
Brian Shorter	Pittsburgh	1988-91	3	48	310
Mike Sweetney	Georgetown	2000-03	3	48	308
Derrick Coleman	Syracuse	1986-90	4	64	307
Troy Murphy	Notre Dame	1998-01	3	47	295
Jason Lawson	Villanova	1993-97	4	71	286
Hakim Warrick	Syracuse	2001-05	4	63	279
Felipe Lopez	St. John's	1994-98	4	72	279
Lawrence Moten	Syracuse	1991-95	4	72	277
Jerry McCullough	Pittsburgh	1991-96	4	70	276
John Wallace	Syracuse	1992-96	4	72	276
Othella Harrington	Georgetown	1992-96	4	72	270
Arturas Karnishovas	Seton Hall	1990-94	4	68	271
Pat Garrity	Notre Dame	1995-98	3	54	271
Chris Smith	Connecticut	1988-92	4	64	265
Ed Pinckney	Villanova	1981-85	4	61	264
Eric Murdock	Providence	1987-91	4	63	263
Rob Hodgson	Rutgers	1995-99	4	70	262
Chris Thomas	Notre Dame	2001-05	4	64	256
Jason Matthews	Pittsburgh	1987-91	4	64	255
Mark Bryant	Seton Hall	1984-88	4	62	255
Ryan Gomes	Providence	2001-05	4	64	254
Dana Barros	Boston College	1985-89	4	64	252
Roger McCready	Boston College	1982-86	4	62	250
Donyell Marshall	Connecticut	1991-94	3	54	250

FREE THROW ATTEMPTS

NAME	SCHOOL	YEARS	GP	FTA
Zendon Hamilton	St. John's	1994-98	72	572
Danya Abrams	Boston College	1993-97	71	565
Alonzo Mourning	Georgetown	1988-92	62	532
Troy Bell	Boston College	1999-03	62	516
Bill Curley	Boston College	1990-94	70	483
Charles Smith	Pittsburgh	1984-88	64	447
Brian Shorter	Pittsburgh	1988-91	48	446
Terry Dehere	Seton Hall	1989-93	68	446
Malik Sealy	St. John's	1988-92	64	441
Derrick Coleman	Syracuse	1986-90	64	438
Chris Mullin	St. John's	1981-85	62	430
Felipe Lopez	St. John's	1994-98	72	423
Hakim Warrick	Syracuse	2001-05	63	413
Jason Lawson	Villanova	1993-97	72	404

FREE THROW PERCENTAGE

(*Minimum 2.5 FTM per game)

NAME	SCHOOL	CAREER	YRS	GP	FTM-FTA	PCT
Gerry McNamara	Syracuse	2002-06	4	64	199-217	.917
Gary Buchanan	Villanova	1999-03	4	63	179-196	.913
Sean Miller	Pittsburgh	1987-92	4	66	209-230	.909
Jason Matthews	Pittsburgh	1987-91	4	64	255-287	.889
Troy Bell	Boston College	1999-03	4	62	449-516	.870
Chris Mullin	St. John's	1981-85	4	62	370-430	.861
Chris Thomas	Notre Dame	2001-05	4	64	256-299	.856
Dana Barros	Boston College	1985-89	4	64	252-295	.854
Dan Schayes	Syracuse	1979-81	2	20	91-107	.851
James Jones	Miami	1999-03	4	63	167-197	.848
Richard Hamilton	Connecticut	1996-99	3	53	223-264	.844
Greg Woodard	Villanova	1988-92	4	66	235-279	.842
Earl Kelley	Connecticut	1982-86	4	49	229-273	.839
Greg Harvey	St. John's	1987-90	2	30	100-120	.833
John Salmons	Miami	1998-01	4	66	196-236	.831
Allan Ray	Villanova	2002-06	4	63	195-235	.830
Geoff Billett	Rutgers	1995-99	4	72	234-283	.826
Matt Carroll	Notre Dame	1999-02	4	63	161-195	.826
Johnny Hemsley	Miami	1996-00	4	60	153-186	.823
Rob Hodgson	Rutgers	1995-99	4	70	262-320	.818
Gerald Riley	Georgetown	2000-04	4	64	170-208	.817
Carlton Screen	Providence	1986-90	4	62	185-227	.815
Khalid El-Amin	Connecticut	1997-00	3	52	131-161	.814
SCOTTIE REYNOLDS	Villanova	2006-	2	34	144-177	.814
Cory Thompson	Connecticut	1979-82	3	34	143-176	.813
Terry Dehere	Seton Hall	1989-93	4	68	362-446	.812

BIG EAST Career Leaders (1979-08)

Marcus Williams	Connecticut	2003-06	3	34	98-121	.810
Arturas Karnishovas	Seton Hall	1990-94	4	68	271-336	.807
Dan Callandrillo	Seton Hall	1979-82	3	34	199-247	.806
Michael Jackson	Georgetown	1982-86	4	62	178-221	.805
Larry Washington	St. John's	1980-82	2	18	45-56	.804
WESLEY MATTHEWS	Marquette	2005-	3	42	166-207	.802
ERIC DEVENDORF	Syracuse	2005-	2	32	89-111	.802
John Bagley	Boston College	1979-82	3	34	204-255	.800
EUGENE HARVEY	Seton Hall	2006-	2	34	144-180	.800
One-year Players:						
Steve Novak	Marquette	2005-06	1	16	50-52	.962
Bernard Rencher	St. John's	1979-80	1	6	15-17	.882
Jonathan Hargett	West Virginia	2001-02	1	16	58-66	.879
Taquan Dean	Louisville	2005-06	1	14	44-51	.863
Louis Orr	Syracuse	1979-80	1	6	31-37	.838
Tim Thomas	Villanova	1996-97	1	18	83-102	.814
DOMINIQUE JONES	USF	2007-	1	18	70-86	.814
Jim Sweeney	Boston College	1979-80	1	6	17-21	.810
Reggie Carter	St. John's	1979-80	1	6	21-26	.808
Michael Porter	St. John's	1987-88	1	16	41-51	.804

THREE-POINT FIELD GOALS MADE

NAME	SCHOOL	YEARS	GP	3FGM
Colin Falls	Notre Dame	2003-07	64	189
Gerry McNamara	Syracuse	2002-06	64	183
Steve Edwards	Miami	1992-96	72	178
Allan Ray	Villanova	2002-06	63	168
Gary Buchanan	Villanova	1999-03	63	167
Kerry Kittles	Villanova	1992-96	69	166
Terry Dehere	Seton Hall	1989-93	68	166
Troy Bell	Boston College	1999-03	62	165
Matt Carroll	Notre Dame	1999-03	63	159
Darius Lane	Seton Hall	1999-02	48	155
Geoff Billett	Rutgers	1995-99	72	154
Chris Thomas	Notre Dame	2001-05	64	149
Darius Rice	Miami	2000-04	61	147
Dana Barros	Boston College	1985-89	64	145
Donnie McGrath	Providence	2002-06	63	142
Jamar Nutter	Seton Hall	2004-07	65	141
Chris Quinn	Notre Dame	2002-06	64	141
Ricky Shields	Rutgers	2001-05	64	141
Jason Matthews	Pittsburgh	1987-91	64	139
Colin Falls	Notre Dame	2003-06	48	135
Kevin Pittsnogle	West Virginia	2002-06	64	135
Rashad Anderson	Connecticut	2002-06	58	130
Lawrence Moten	Syracuse	1991-95	72	130
Richard Hamilton	Connecticut	1996-99	53	129
Ray Allen	Connecticut	1993-96	54	129
Jeff Greer	Rutgers	1997-01	68	128
Jamell Thomas	Providence	1995-99	72	128
Eric Eberz	Villanova	1992-96	68	126
Mike Nardi	Villanova	2003-07	61	125
Andre Barrett	Seton Hall	2000-04	64	123
Jermaine Medley	Villanova	1997-01	69	121
David Graves	Notre Dame	1998-02	66	120
Chris Smith	Connecticut	1988-92	64	119
Quincy Douby	Rutgers	2003-06	48	118
Patrick Beilein	West Virginia	2002-06	64	118
Sean Miller	Pittsburgh	1987-92	66	117
Michael Brown	Providence	1992-96	72	115
Lionel Armstead	West Virginia	1998-02	56	115
Malcolm Huckaby	Boston College	1990-94	70	113
Antonio Granger	Boston College	1994-98	67	112
Levell Sanders	Seton Hall	1994-98	72	111
Howard Easley	Boston College	1990-94	70	110
Ben Gordon	Connecticut	2001-04	48	106
Shaheen Holloway	Seton Hall	1996-00	68	106
Jason Maile	Pittsburgh	1992-97	65	106
Brian Chase	Virginia Tech	2000-03	45	105
Doron Sheffer	Connecticut	1993-96	54	105
Preston Shumpert	Syracuse	1998-02	65	105
Brian Fair	Connecticut	1991-95	72	104
Julius Page	Pittsburgh	2000-04	63	104
Brandin Knight	Pittsburgh	1999-03	64	104
Randy Foye	Villanova	2002-06	64	104

THREE-POINT FIELD GOALS ATTEMPTED

NAME	SCHOOL	CAREER	GP	3FGA
Gerry McNamara	Syracuse	2002-06	64	545
Steve Edwards	Miami	1992-96	72	508
Colin Falls	Notre Dame	2003-07	64	466
Gary Buchanan	Villanova	1999-03	63	448
Troy Bell	Boston College	1999-03	62	446
Allan Ray	Villanova	2002-06	63	440
Chris Thomas	Notre Dame	2001-05	64	438
Terry Dehere	Seton Hall	1989-93	68	437
Darius Rice	Miami	2000-04	61	431
Lawrence Moten	Syracuse	1991-95	72	415
Ricky Shields	Rutgers	2001-05	64	409
Geoff Billett	Rutgers	1995-99	72	407
Matt Carroll	Notre Dame	1999-03	63	406
Kerry Kittles	Villanova	1992-96	69	405
Darius Lane	Seton Hall	1999-02	48	404
Donnie McGrath	Providence	2002-06	63	392
Jamar Nutter	Seton Hall	2004-07	65	376
Dana Barros	Boston College	1985-89	64	363
Jamell Thomas	Providence	1995-99	72	359
Shaheen Holloway	Seton Hall	1996-99	68	357
Patrick Beilein	West Virginia	2002-06	64	356
Andre Barrett	Seton Hall	2000-04	64	348
Levell Sanders	Seton Hall	1994-98	72	348
Richard Hamilton	Connecticut	1996-99	53	345
Kevin Pittsnogle	West Virginia	2002-06	64	340
Jeff Greer	Rutgers	1997-01	68	337
Mike Nardi	Villanova	2003-07	61	334
Rashad Anderson	Connecticut	2002-06	58	334
Kevin Braswell	Georgetown	1998-02	66	331
Brandin Knight	Pittsburgh	1999-03	64	328
Eric Eberz	Villanova	1992-96	68	326
Chris Quinn	Notre Dame	2002-06	64	323
Jerry McCullough	Pittsburgh	1991-96	70	319
Chris Smith	Connecticut	1988-92	64	319
Quincy Douby	Rutgers	2003-06	48	319

THREE-POINT FIELD GOAL PERCENTAGE

(*Minimum 1.5 3FGM per game; years indicate when 3-pointer was in effect)

NAME	SCHOOL	CAREER	YRS	GP	3FGM	FGAPCT
Jason Matthews	Pittsburgh	1987-91	4	64	139-298	.466
KYLE MCALARNEY	Notre Dame	2006-	2	34	84-189	.444
Chris Quinn	Notre Dame	2002-06	4	64	141-323	.437
Howard Easley	Boston College	1990-94	4	70	110-253	.435
Brian Chase	Virginia Tech	2000-03	3	45	105-243	.432
Albert Mouring	Connecticut	1997-01	4	58	96-225	.427
Todd Billett	Rutgers	1999-01	2	32	98-233	.421
Ray Allen	Connecticut	1993-96	3	54	129-298	.420
Keith Friel	Notre Dame	1996-98	2	20	37-89	.416
Ronald Ramon	Pittsburgh	2004-08	4	65	119-287	.415
Doron Sheffer	Connecticut	1993-96	3	54	105-255	.412
Kerry Kittles	Villanova	1992-96	4	69	166-405	.410
Delray Brooks	Providence	1986-88	2	32	77-188	.410
Colin Falls	Notre Dame	2003-07	3	64	189-466	.406
JERRY SMITH	Louisville	2006-	2	34	56-138	.406
Sean Miller	Pittsburgh	1987-92	4	66	117-291	.402
Jake Morton	Miami	1991-93	2	33	51-127	.401
Greg Woodard	Villanova	1988-92	4	66	102-255	.400
Dana Barros	Boston College	1986-89	3	48	145-363	.399
Kevin Pittsnogle	West Virginia	2002-06	4	64	135-340	.397
One-year Players:						
Steve Novak	Marquette	2005-06	1	16	70-148	.473
Damon Santiago	Rutgers	1995-96	1	18	53-120	.442
Sean Connolly	Providence	1998-99	1	18	37-90	.411

ASSISTS

NAME	SCHOOL	CAREER	YRS	GP	AVG.	A
Sherman Douglas	Syracuse	1985-89	4	61	7.0	426
Chris Thomas	Notre Dame	2001-05	4	64	6.4	413
Sean Miller	Pittsburgh	1987-92	4	66	6.0	401
Shaheen Holloway	Seton Hall	1996-00	4	68	5.9	398
Jason Hart	Syracuse	1996-00	4	70	5.6	389
Brandin Knight	Pittsburgh	1999-03	4	64	5.9	375
Joey Brown	Georgetown	1990-94	4	69	5.3	364
Kevin Braswell	Georgetown	1998-02	4	66	5.5	363
Jerry McCullough	Pittsburgh	1991-96	4	70	5.1	360
Adrian Autry	Syracuse	1990-94	4	69	5.0	347
Mark Jackson	St. John's	1983-87	4	64	5.3	342
Jason Buchanan	St. John's	1988-92	4	66	5.1	339
Kevin Ollie	Connecticut	1991-95	4	71	4.6	329

BIG EAST Career Leaders (1979-08)

Kevin Norris	Miami	1994-98	4	72	4.5	325
Dwayne Washington	Syracuse	1983-86	3	48	6.6	317
Taliek Brown	Connecticut	2000-04	4	60	5.3	315
Andre Barrett	Seton Hall	2000-04	4	64	4.9	312
Carl Krauser	Pittsburgh	2002-06	4	63	4.9	309
Doron Sheffer	Connecticut	1993-96	3	54	5.7	306
Darelle Porter	Pittsburgh	1987-91	4	64	4.7	301
Vernon Jennings	Miami	1996-00	4	68	4.4	300
Michael Jackson	Georgetown	1982-86	4	62	4.8	299
Gerry McNamara	Syracuse	2002-06	4	64	4.7	299
Kenny Wilson	Villanova	1985-89	4	64	4.6	295
Howard Easley	Boston College	1990-94	4	70	4.2	294
Duane Woodward	Boston College	1994-98	4	69	4.2	293
Vonteego Cummings	Pittsburgh	1995-99	4	62	4.6	290
John Celestand	Villanova	1995-99	4	70	4.1	290
Alvin Williams	Villanova	1993-97	4	71	4.0	282
Martin Inglesby	Notre Dame	1997-01	4	67	4.2	280
Carlton Screen	Providence	1986-90	4	62	4.5	279
Billy Donovan	Providence	1983-87	4	62	4.5	277
Tate George	Connecticut	1986-90	4	64	4.3	277
Marcus Williams	Connecticut	2003-06	3	34	8.1	276
Karl Hobbs	Connecticut	1980-84	4	60	4.6	275
Gerald Greene	Seton Hall	1985-89	4	62	4.2	260
Dwayne Bryant	Georgetown	1986-90	4	64	4.1	260
John Linehan	Providence	1997-02	4	68	3.8	255
Ricky Moore	Connecticut	1995-99	4	68	3.7	255
Stewart Granger	Villanova	1980-83	3	44	5.7	250

ASSISTS AVERAGE

NAME	SCHOOL	CAREER	YRS.	GP	ASSISTS	AVG.
Marcus Williams	Connecticut	2003-06	3	34	276	8.1
Sherman Douglas	Syracuse	1985-89	4	61	426	7.0
God Shammgod	Providence	1995-97	2	35	241	6.9
Dwayne Washington	Syracuse	1983-86	3	48	317	6.6
Chris Thomas	Notre Dame	2001-05	3	48	311	6.4
Abdul Abdullah	Providence	1992-94	2	35	213	6.1
TORY JACKSON	Notre Dame	2006-	2	34	203	6.0
Sean Miller	Pittsburgh	1987-92	4	66	401	6.0
Brandin Knight	Pittsburgh	1999-03	4	64	375	5.9
Shaheen Holloway	Seton Hall	1996-00	4	68	398	5.9
Doron Sheffer	Connecticut	1993-96	3	54	306	5.7
Stewart Granger	Villanova	1980-83	3	44	250	5.7
Jason Hart	Syracuse	1996-00	4	70	389	5.6
Billy Culbertson	Pittsburgh	1982-84	2	32	178	5.6
Kevin Braswell	Georgetown	1998-02	4	66	363	5.5
Eddie Moss	Syracuse	1979-81	2	20	108	5.4
Taliek Brown	Connecticut	2000-04	4	60	315	5.3
Joey Brown	Georgetown	1990-94	4	69	364	5.3
Mark Jackson	St. John's	1983-87	4	64	342	5.3
Jerry McCullough	Pittsburgh	1991-96	4	70	360	5.1
Jason Buchanan	St. John's	1988-92	4	66	339	5.1
Greg Harvey	St. John's	1987-90	2	30	153	5.1
Adrian Autry	Syracuse	1990-94	4	69	347	5.0
One year players:						
Omar Cook	St. John's	2000-01	1	16	135	8.4
Kenny Brunner	Georgetown	1997-98	1	11	71	6.5
John Duren	Georgetown	1979-80	1	6	36	6.0
Bernard Rencher	St. John's	1979-80	1	6	36	6.0
Doug Gottlieb	Notre Dame	1995-96	1	18	103	5.7

STEALS

NAME	SCHOOL	CAREER	YRS.	GP	AVG.	STLS
John Linehan	Providence	1997-02	4	68	3.3	226
Eric Murdock	Providence	1987-91	4	63	3.1	197
Jerry McCullough	Pittsburgh	1991-96	4	70	2.5	174
Jason Hart	Syracuse	1996-00	4	70	2.4	168
Kevin Braswell	Georgetown	1998-02	4	66	2.5	165
Kerry Kittles	Villanova	1992-96	4	69	2.3	156
Brandin Knight	Pittsburgh	1999-03	4	64	2.3	149
Michael Adams	Boston College	1981-85	4	58	2.6	148
Troy Bell	Boston College	1999-03	4	62	2.3	144
Scott Burrell	Connecticut	1989-93	4	61	2.3	138
Shaheen Holloway	Seton Hall	1996-00	4	68	1.9	131
Allen Iverson	Georgetown	1994-96	2	36	3.6	131
Joey Brown	Georgetown	1990-94	4	69	1.9	131
Vernon Jennings	Miami	1996-00	4	68	1.9	130
Lawrence Moten	Syracuse	1991-95	4	72	1.8	129
Vonteego Cummings	Pittsburgh	1995-99	4	62	2.1	128
Adrian Griffin	Seton Hall	1992-96	4	72	1.7	125
Adrian Autry	Syracuse	1990-94	4	69	1.8	123
Kevin Norris	Miami	1994-98	4	72	1.7	122
Gerry McNamara	Syracuse	2002-06	4	64	1.9	119
Ricardo Greer	Pittsburgh	1997-01	4	67	1.7	118
Damian Owens	West Virginia	1995-98	3	54	2.2	117
Malik Sealy	St. John's	1988-92	4	64	1.8	116
Levell Sanders	Seton Hall	1994-98	4	72	1.6	115
Alvin Williams	Villanova	1993-97	4	71	1.6	115
Chris Mullin	St. John's	1981-85	4	62	1.8	113
Kellii Taylor	Pittsburgh	1996-00	4	47	2.4	112
Duane Woodward	Boston College	1994-98	4	69	1.6	112

STEALS AVERAGE

NAME	SCHOOL	CAREER	YRS.	GP	STEALS	AVG.
Mike Moses	St. John's	1983-85	2	32	125	3.91
Allen Iverson	Georgetown	1994-96	2	36	131	3.64
John Linehan	Providence	1997-02	4	68	226	3.32
Eric Murdock	Providence	1987-91	4	63	197	3.13
Marcus Hatten	St. John's	2001-03	2	32	94	2.94
Michael Adams	Boston College	1981-85	4	58	148	2.55
Kevin Braswell	Georgetown	1998-02	4	66	165	2.50
Jerry McCullough	Pittsburgh	1991-96	4	70	174	2.48
Jason Hart	Syracuse	1996-00	4	70	168	2.40
Kellii Taylor	Pittsburgh	1996-00	4	47	112	2.38
Brandin Knight	Pittsburgh	1999-03	4	64	149	2.33
Troy Bell	Boston College	1999-03	4	62	144	2.32
Scott Burrell	Connecticut	1989-93	4	61	138	2.26
Kerry Kittles	Villanova	1992-96	4	69	156	2.26
Dwayne Washington	Syracuse	1983-86	3	48	108	2.25
Eddie Moss	Syracuse	1979-81	2	20	45	2.25
Dan Callandrillo	Seton Hall	1979-82	3	34	76	2.24
Damian Owens	West Virginia	1995-98	3	54	117	2.17
Billy Owens	Syracuse	1988-91	3	48	102	2.13
Marvis 'Bootsy' Thornton	St. John's	1998-00	2	34	71	2.09
God Shammgod	Providence	1995-97	2	35	73	2.08
Vonteego Cummings	Pittsburgh	1995-99	4	62	128	2.06
JEREL MCNEAL	Marquette	2005-	3	48	99	2.06
Bob Dulin	Connecticut	1979-81	2	20	41	2.05
Delray Brooks	Providence	1986-88	2	32	65	2.03
PAUL GAUSE	Seton Hall	2005-	3	36	72	2.00
One Year Players:						
Nadav Henefeld	Connecticut	1989-90	1	16	59	3.69
Bernard Rencher	St. John's	1979-80	1	6	18	3.00
JEFF XAVIER	Providence	2007-	1	18	49	2.72
Jerome Scott	Miami	1991-92	1	18	43	2.38
John Duren	Georgetown	1979-80	1	6	14	2.33
Louis Orr	Syracuse	1979-80	1	6	13	2.16
Reggie Carter	St. John's	1979-80	1	6	13	2.16
Omar Cook	St. John's	2000-01	1	16	34	2.12

BIG EAST Career Leaders (1979-08)

BLOCKED SHOTS

NAME	SCHOOL	CAREER	YRS.	GP	AVG.	BLKS
Patrick Ewing	Georgetown	1981-85	4	62	3.98	247
Etan Thomas	Syracuse	1996-00	4	64	3.63	232
Alonzo Mourning	Georgetown	1988-92	4	62	3.61	224
Jason Lawson	Villanova	1993-97	4	71	3.04	216
Emeka Okafor	Connecticut	2001-04	3	48	4.30	207
Dikembe Mutombo	Georgetown	1988-91	3	48	3.83	184
Constantin Popa	Miami	1991-95	4	72	2.22	160
Charles Smith	Pittsburgh	1984-88	4	64	2.47	158
HASHEEM THABEET	Connecticut	2006-	2	34	4.53	154
Marcus Douthit	Providence	2000-04	4	63	2.39	151
Rony Seikaly	Syracuse	1984-88	4	64	2.36	151
Derrick Coleman	Syracuse	1986-90	4	64	2.28	146
Tim James	Miami	1995-99	4	72	2.00	144
Ruben Boumtje Boumtje	Georgetown	1997-01	4	52	2.75	143
Donyell Marshall	Connecticut	1991-94	3	54	2.61	141
Conrad McRae	Syracuse	1989-93	4	60	2.22	133
Ed Pinckney	Villanova	1981-85	4	61	2.11	129
Herve Lamizana	Rutgers	2000-04	4	48	2.56	123
Jeremy McNeil	Syracuse	2000-04	4	60	2.01	121
John Wallace	Syracuse	1992-96	4	72	1.67	120
Eric Mobley	Pittsburgh	1991-94	3	53	2.25	119
Othella Harrington	Georgetown	1992-96	4	72	1.64	118
Darryl Watkins	Syracuse	2003-07	4	47	2.49	117
Malik Allen	Villanova	1996-00	4	69	1.68	116
Tom Greis	Villanova	1986-90	4	64	1.79	115

BLOCKED SHOTS AVERAGE

NAME	SCHOOL	CAREER	YRS.	GP	BLK	AVG.
HASHEEM THABEET	Connecticut	2006-	2	34	154	4.53
Emeka Okafor	Connecticut	2001-04	3	48	207	4.30
Patrick Ewing	Georgetown	1981-85	4	62	247	3.98
Dikembe Mutombo	Georgetown	1988-91	3	48	184	3.83
Etan Thomas	Syracuse	1996-00	4	64	232	3.63
Alonzo Mourning	Georgetown	1988-92	4	62	224	3.61
Jason Lawson	Villanova	1993-97	4	71	216	3.04
Darryl Watkins	Syracuse	2003-07	4	47	117	2.89
Ruben Boumtje Boumtje	Georgetown	1997-01	4	52	143	2.75
D'or Fischer	West Virginia	2003-05	2	31	84	2.71
Samuel Dalembert	Seton Hall	1999-01	2	32	86	2.69
Donyell Marshall	Connecticut	1991-94	3	54	141	2.61
Herve Lamizana	Rutgers	2000-04	4	48	123	2.56
Ryan Humphrey	Notre Dame	2000-02	2	31	77	2.48
Charles Smith	Pittsburgh	1984-88	4	64	158	2.47
Marcus Douthit	Providence	2000-04	4	63	151	2.39
Rony Seikaly	Syracuse	1984-88	4	64	151	2.36
Derrick Coleman	Syracuse	1986-90	4	64	146	2.28
Eric Mobley	Pittsburgh	1991-94	3	53	119	2.25
Constantin Popa	Miami	1991-95	4	72	160	2.22
Conrad McRae	Syracuse	1989-93	4	60	133	2.22
Ed Pinckney	Villanova	1981-85	4	61	129	2.11
Josh Boone	Connecticut	2003-06	3	47	98	2.09
HAMADY NDIAYE	Rutgers	2006-	2	34	70	2.06
Jeremy McNeil	Syracuse	2000-04	4	60	121	2.01
Kareem Shabazz	Providence	1999-01	2	32	64	2.00
Dan Schayes	Syracuse	1979-81	2	20	40	2.00
Tim James	Miami	1995-99	4	72	144	2.00
Mike Sweetney	Georgetown	2000-	3	48	93	1.94
Atilla Cosby	Pittsburgh	1997-99	2	35	66	1.88
Tom Greis	Villanova	1986-90	4	64	115	1.80
One Year Players:						
Eddie Griffin	Seton Hall	2000-01	1	15	61	4.07
Eric Hicks	Cincinnati	2005-06	1	16	53	3.31
Solomon Jones	USF	2005-06	1	16	41	2.56
Roosevelt Bouie	Syracuse	1979-80	1	6	14	2.33



Emeka Okafor, Connecticut (2001-04)

Annual Statistical Leaders

(Regular Season Conference Games Only)

Team Scoring

	GP	FG	3FG	FT	PTS.	AVG.	
2007-08	Notre Dame	18	503	147	295	1448	80.4
2006-07	Notre Dame	16	406	132	259	1203	75.2
2005-06	Notre Dame	16	426	172	235	1259	78.7
2004-05	Connecticut	16	427	79	300	1233	77.1
2003-04	Connecticut	16	455	98	186	1194	74.6
2002-03	Boston College	16	456	112	272	1296	81.0
2001-02	Georgetown	16	420	92	330	1268	79.2
2000-01	Boston College	16	421	115	290	1247	77.9
1999-00	Syracuse	16	419	92	276	1206	75.4
1998-99	St. John's	18	520	114	258	1412	78.4
1997-98	West Virginia	18	534	99	268	1385	76.9
1996-97	West Virginia	18	522	86	268	1398	77.7
1995-96	Connecticut	18	515	131	274	1435	79.7
1994-95	Connecticut	18	542	129	276	1489	82.7
1993-94	Connecticut	18	510	108	325	1453	80.7
1992-93	Seton Hall	18	440	95	408	1383	76.8
1991-92	Connecticut	18	465	119	346	1395	77.5
1990-91	Pittsburgh	16	409	101	388	1307	81.7
1989-90	Providence	16	452	95	338	1337	83.6
1988-89	Syracuse	16	499	53	253	1304	81.5
1987-88	Syracuse	16	480	60	242	1262	78.9
1986-87	Providence	16	450	129	298	1327	82.9
1985-86	Georgetown	16	476	—	304	1256	78.5
1984-85	St. John's	16	448	—	326	1222	76.4
1983-84	Syracuse	16	504	—	248	1255	78.4
1982-83	Syracuse	16	518	—	289	1325	82.8
1981-82	Syracuse	14	401	—	265	1067	76.2
1980-81	Syracuse	14	383	—	231	997	71.2
1979-80	Syracuse	6	195	—	104	494	82.3

Team Scoring Margin

	GP	PTS.	AVG.	OPP. PTS.	OPP. AVG.	MARGIN	
2007-08	Louisville	18	1282	71.2	1105	61.4	9.8
2006-07	Georgetown	16	1080	67.5	924	57.8	9.7
2005-06	Connecticut	16	1235	77.2	1079	67.4	9.8
2004-05	Connecticut	16	1233	77.1	1090	68.1	8.9
2003-04	Connecticut	16	1194	74.6	1036	64.8	9.9
2002-03	Pittsburgh	16	1156	72.2	985	61.6	10.7
2001-02	Pittsburgh	16	1169	73.1	1039	64.9	8.1
2000-01	Boston College	16	1247	77.9	1090	68.1	9.8
1999-00	Syracuse	16	1206	75.4	1037	64.8	10.6
1998-99	Connecticut	18	1329	74.9	1137	63.2	11.8
1997-98	Connecticut	18	1374	76.3	1175	65.3	11.1
1996-97	Villanova	18	1335	74.2	1236	68.7	5.5
1995-96	Connecticut	18	1435	79.7	1204	66.9	12.8
1994-95	Connecticut	18	1489	82.7	1303	72.4	10.3
1993-94	Connecticut	18	1453	80.7	1280	71.1	9.6
1992-93	Seton Hall	18	1383	76.8	1251	69.5	7.3
1991-92	St. John's	18	1269	70.5	1175	65.3	5.2
1990-91	Syracuse	16	1279	79.9	1200	75.0	4.9
1989-90	Georgetown	16	1257	78.6	1113	69.6	9.0
1988-89	Syracuse	16	1304	81.5	1175	73.4	8.1
1987-88	Syracuse	16	1262	78.9	1130	70.6	8.3
1986-87	Georgetown	16	1183	73.9	1069	66.8	7.1
1985-86	Georgetown	16	1256	78.5	1107	69.2	9.3
1984-85	Georgetown	16	1189	74.3	966	60.4	13.9
1983-84	Georgetown	16	1212	75.8	1004	62.8	13.0
1982-83	St. John's	16	1234	77.1	1093	68.3	8.8
1981-82	Georgetown	14	990	70.7	831	59.4	11.3
1980-81	Boston College	14	972	69.4	906	64.7	4.7
1979-80	Syracuse	6	494	82.3	434	72.3	10.0

Team Rebounding

	GP	REB.	AVG.	
2007-08	Notre Dame	18	747	41.5
2006-07	Connecticut	16	650	40.6
2005-06	Connecticut	16	713	44.6
2004-05	Connecticut	16	685	42.6
2003-04	Connecticut	16	697	43.6
2002-03	Connecticut	16	667	41.7
2001-02	Notre Dame	16	662	41.4
2000-01	Georgetown	16	671	41.9
1999-00	Georgetown	16	672	42.0
1998-99	Georgetown	18	772	42.9
1997-98	Connecticut	18	740	41.1
1996-97	Georgetown	18	810	45.0
1995-96	Georgetown	18	740	41.1

1994-95	Connecticut	18	717	39.8
1993-94	Syracuse	18	706	39.2
1992-93	Providence	18	716	39.8
1991-92	Providence	18	729	40.5
1990-91	Providence	16	643	40.2
1989-90	Georgetown	16	665	41.6
1988-89	Seton Hall	16	614	38.4
1987-88	Syracuse	16	625	39.1
1986-87	Georgetown	16	638	39.9
1985-86	Georgetown	16	620	38.8
1984-85	Georgetown	16	599	37.4
1983-84	Georgetown	16	591	36.9
1982-83	Syracuse	16	629	39.7
1981-82	Georgetown	14	498	35.6
1980-81	St. John's	14	456	32.6
1979-80	Syracuse	6	241	40.2

Team Rebounding Margin

	GP	REB.	AVG.	OPP. REB.	OPP. AVG.	MARGIN	
2007-08	Syracuse	18	702	39.0	617	34.3	4.7
2006-07	Pittsburgh	16	553	34.6	471	29.4	5.1
2005-06	Connecticut	16	713	44.6	556	34.8	9.8
2004-05	Connecticut	16	685	42.8	558	34.9	7.9
2003-04	Connecticut	16	697	43.6	582	36.4	7.2
2002-03	Connecticut	16	667	41.7	580	36.2	5.4
2001-02	Connecticut	16	660	41.2	578	36.1	5.1
2000-01	Georgetown	16	671	41.9	571	35.7	6.2
1999-00	Georgetown	16	672	42.0	614	38.4	3.6
1998-99	Connecticut	18	721	40.1	624	34.7	5.4
1997-98	Connecticut	18	740	41.1	639	35.5	5.6
1996-97	St. John's	18	766	42.6	617	34.3	8.3
1995-96	Connecticut	18	724	40.2	606	33.7	6.5
1994-95	Connecticut	18	717	39.8	624	34.7	5.1
1993-94	Providence	18	705	39.2	605	33.6	5.6
1992-93	Providence	18	716	39.8	594	33.0	6.8
1991-92	Providence	18	729	40.5	612	34.0	6.5
1990-91	Georgetown	16	611	38.2	533	33.3	4.9
1989-90	Georgetown	16	665	41.6	558	34.9	6.7
1988-89	Seton Hall	16	614	38.4	541	33.8	4.6
1987-88	Syracuse	16	625	39.1	525	32.8	6.3
1986-87	Pittsburgh	16	635	39.7	517	32.3	7.4
1985-86	Georgetown	16	620	38.8	533	33.3	5.5
1984-85	Georgetown	16	599	37.4	522	32.6	4.8
1983-84	Georgetown	16	591	36.9	509	31.8	5.1
1982-83	Syracuse	16	629	39.7	572	35.8	3.9
1981-82	Georgetown	14	498	35.6	438	31.3	4.3
1980-81	St. John's	14	456	32.6	401	28.6	4.0
1979-80	Georgetown	6	212	35.3	171	28.5	6.8

Team Field Goal Percentage

	GP	FGM	FGA	PCT.	
2007-08	Louisville	18	460	993	.463
2006-07	Georgetown	16	383	758	.505
2005-06	Connecticut	16	445	959	.464
2004-05	Syracuse	16	435	913	.476
2003-04	Pittsburgh	16	402	857	.469
2002-03	Pittsburgh	16	406	816	.498
2001-02	Connecticut	16	438	917	.478
2000-01	Villanova	16	401	849	.472
1999-00	Syracuse	16	419	891	.470
1998-99	Miami	18	475	966	.492
1997-98	Connecticut	18	493	1082	.456
1996-97	West Virginia	18	522	1131	.462
1995-96	Connecticut	18	515	1075	.479
1994-95	Syracuse	18	540	1085	.498
1993-94	Connecticut	18	510	1070	.477
1992-93	St. John's	18	479	1014	.472
1991-92	Pittsburgh	18	455	1004	.453
1990-91	Seton Hall	16	395	839	.471
1989-90	Providence	16	452	962	.470
1988-89	Syracuse	16	499	972	.513
1987-88	St. John's	16	418	829	.504
1986-87	Syracuse	16	472	935	.505
1985-86	St. John's	16	477	913	.522
1984-85	St. John's	16	448	855	.524
1983-84	Syracuse	16	504	934	.540
1982-83	Syracuse	16	518	1002	.517
1981-82	Villanova	14	357	679	.526
1980-81	Connecticut	14	360	689	.522
1979-80	Connecticut	6	181	331	.547

Annual Statistical Leaders

Team Three-Point Field Goal Pct.

(minimum 3 made per game)

		GP	FGM	FGA	PCT.
2007-08	Notre Dame	18	147	361	.407
2006-07	Notre Dame	16	132	348	.379
2005-06	Marquette	16	144	347	.415
2004-05	Notre Dame	16	155	385	.403
2003-04	Connecticut	16	98	251	.390
2002-03	Connecticut	16	90	233	.386
2001-02	Georgetown	16	98	272	.360
2000-01	Rutgers	16	98	245	.400
	Providence	16	132	330	.400
1999-00	Connecticut	16	89	224	.397
1998-99	Villanova	18	152	392	.388
1997-98	Rutgers	18	124	338	.367
1996-97	Boston College	18	112	298	.376
1995-96	Connecticut	18	131	333	.393
1994-95	Villanova	18	142	345	.412
1993-94	Boston College	18	126	307	.410
1992-93	Boston College	18	101	239	.423
1991-92	Boston College	18	120	290	.414
1990-91	Pittsburgh	16	101	235	.430
1989-90	Georgetown	16	76	190	.400
1988-89	Pittsburgh	16	92	217	.424
1987-88	Boston College	16	87	185	.470
1986-87	Providence	16	129	315	.410

Team Free Throw Percentage

		GP	FTM	FTA	PCT.
2007-08	Connecticut	18	344	457	.753
2006-07	Villanova	16	263	342	.769
2005-06	Villanova	16	262	343	.764
2004-05	West Virginia	16	215	274	.785
2003-04	Villanova	16	231	301	.767
2002-03	Providence	16	274	347	.790
2001-02	Miami	16	275	336	.818
2000-01	Providence	16	281	379	.741
1999-00	Miami	16	236	314	.752
1998-99	Villanova	18	275	370	.743
1997-98	Syracuse	18	326	458	.712
1996-97	Boston College	18	294	414	.710
1995-96	Connecticut	18	274	365	.751
1994-95	Connecticut	18	276	361	.765
1993-94	Connecticut	18	325	445	.730
1992-93	Seton Hall	18	408	535	.763
1991-92	Villanova	18	408	532	.767
1990-91	Seton Hall	16	307	405	.758
1989-90	Seton Hall	16	268	360	.744
1988-89	Seton Hall	16	365	477	.776
1987-88	Boston College	16	229	303	.756
1986-87	Providence	16	298	376	.793
1985-86	St. John's	16	276	366	.754
1984-85	Connecticut	16	220	288	.764
1983-84	Boston College	16	313	413	.758
1982-83	St. John's	16	368	465	.791
1981-82	St. John's	14	293	379	.773
1980-81	Connecticut	14	234	294	.796
1979-80	Boston College	6	116	159	.730

Team Assists

		GP	AST.	AVG.
2007-08	Notre Dame	18	330	18.33
2006-07	Pittsburgh	16	263	16.44
2005-06	West Virginia	16	282	17.63
2004-05	Connecticut	16	282	17.62
2003-04	Boston College	16	278	17.38
2002-03	Boston College	16	278	17.38
2001-02	Notre Dame	16	300	18.75
2000-01	Georgetown	16	265	16.56
1999-00	Syracuse	16	274	17.12
1998-99	St. John's	18	302	16.78
1997-98	Villanova	18	296	16.4
1996-97	Providence	18	305	16.9
1995-96	Syracuse	18	340	18.9
1994-95	Connecticut	18	338	18.8
1993-94	Connecticut	18	311	17.3
1992-93	St. John's	18	289	16.1
1991-92	St. John's	18	265	14.7
1990-91	Pittsburgh	16	254	15.9
1989-90	Providence	16	277	17.3
1988-89	Syracuse	16	285	17.8

1987-88	Syracuse	16	309	19.3
1986-87	Syracuse	16	278	17.4
1985-86	Syracuse	16	325	20.3
1984-85	St. John's	16	282	17.6
1983-84	Syracuse	16	312	19.5
1982-83	Syracuse	16	304	19.0
1981-82	Villanova	14	199	14.2
1980-81	Connecticut	14	212	15.1
1979-80	Syracuse	6	110	18.3

Team Steals

		GP	STLS.	AVG.
2007-08	Marquette	18	164	9.11
2006-07	Seton Hall	16	142	8.88
2005-06	Syracuse	16	131	8.19
2004-05	Villanova	16	141	8.81
2003-04	Virginia Tech	16	161	10.06
2002-03	St. John's	16	150	9.38
2001-02	Syracuse	16	179	11.19
2000-01	Boston College	16	168	10.50
1999-00	St. John's	16	182	11.38
1998-99	Providence	18	192	10.67
1997-98	West Virginia	18	194	10.8
1996-97	West Virginia	18	184	10.2
1995-96	Georgetown	18	201	11.2
1994-95	Georgetown	18	188	10.4
1993-94	St. John's	18	159	8.8
1992-93	St. John's	18	161	8.9
1991-92	St. John's	18	160	8.9
1990-91	Syracuse	16	160	10.0
1989-90	Connecticut	16	198	12.4
1988-89	Providence	16	152	9.5
1987-88	Providence	16	155	9.7
1986-87	Providence	16	134	8.4
1985-86	Providence	16	167	10.4
1984-85	Georgetown	16	128	8.0
1983-84	Georgetown	16	161	10.1
1982-83	Georgetown	16	151	9.4
1981-82	Georgetown	14	135	9.6
1980-81	Georgetown	14	121	8.6
1979-80	St. John's	6	65	10.8

Team Blocked Shots

		GP	BLKS	AVG.
2007-08	Connecticut	18	165	9.17
2006-07	Connecticut	16	123	7.69
2005-06	Connecticut	16	159	9.94
2004-05	Connecticut	16	128	8.00
2003-04	Connecticut	16	135	8.44
2002-03	Connecticut	16	125	7.81
2001-02	Rutgers	16	119	7.44
2000-01	Seton Hall	16	104	6.50
1999-00	Georgetown	16	111	6.94
1998-99	Syracuse	18	122	6.78
1997-98	Pittsburgh	18	98	5.4
1996-97	Villanova	18	123	6.8
1995-96	Connecticut	18	106	5.9
1994-95	Villanova	18	96	5.3
1993-94	Villanova	18	101	5.6
1992-93	Syracuse	18	113	6.3
1991-92	Georgetown	18	112	6.2
1990-91	Georgetown	16	115	7.2
1989-90	Georgetown	16	123	7.7
1988-89	Georgetown	16	137	8.6
1987-88	Syracuse	16	77	4.8
1986-87	Syracuse	16	84	5.3
1985-86	Syracuse	16	91	5.7
1984-85	Georgetown	16	101	6.3
1983-84	Georgetown	16	86	5.4
1982-83	Georgetown	16	78	4.9
1981-82	Georgetown	14	69	4.9
1980-81	Syracuse	14	58	4.1
1979-80	Syracuse	6	31	5.2

Annual Statistical Leaders

Team Field Goal Percentage Defense

		GP	OPP FG%
2007-08	Georgetown	18	.372
2006-07	Georgetown	16	.391
2005-06	Connecticut	16	.372
2004-05	Connecticut	16	.380
2003-04	Connecticut	16	.372
2002-03	Connecticut	16	.378
2001-02	Connecticut	16	.367
2000-01	Notre Dame	16	.397
1999-00	Miami	16	.377
1998-99	Miami	18	.390
1997-98	Connecticut	18	.387
1996-97	Connecticut	18	.382
1995-96	Connecticut	18	.405
1994-95	Syracuse	18	.415
1993-94	Connecticut	18	.403
1992-93	Georgetown	18	.421
1991-92	Villanova	18	.396
1990-91	Georgetown	16	.360
1989-90	Georgetown	16	.393
1988-89	Georgetown	16	.394
1987-88	Connecticut	16	.453
1986-87	Syracuse	16	.410
1985-86	Syracuse	16	.432
1984-85	Georgetown	16	.418
1983-84	Georgetown	16	.414
1982-83	Villanova	16	.433
1981-82	Georgetown	14	.434
1980-81	Syracuse	14	.470
1979-80	Syracuse	6	.447

Team Scoring Defense

		GP	OPP PPG
2007-08	Georgetown	18	58.7
2006-07	Georgetown	16	57.8
2005-06	Georgetown	16	60.3
2004-05	Boston College	16	63.2
2003-04	Pittsburgh	16	59.1
2002-03	Pittsburgh	16	61.6
2001-02	Pittsburgh	16	64.9
2000-01	Connecticut	16	67.4
1999-00	Miami	16	58.2
1998-99	Connecticut	18	63.2
1997-98	Connecticut	18	65.3
1996-97	Connecticut	18	62.3
1995-96	Connecticut	18	66.9
1994-95	Villanova	18	69.5
1993-94	Georgetown	18	63.4
1992-93	Georgetown	18	64.4
1991-92	Georgetown	18	64.6
1990-91	Georgetown	16	63.3
1989-90	Georgetown	16	69.6
1988-89	Georgetown	16	66.3
1987-88	Georgetown	16	65.3
1986-87	St. John's	16	65.5
1985-86	Syracuse	16	66.3
1984-85	Georgetown	16	60.4
1983-84	Georgetown	16	62.8
1982-83	Georgetown	16	67.7
1981-82	Georgetown	14	59.4
1980-81	Georgetown	14	60.4
1979-80	Georgetown	6	65.7

Annual Individual Statistical Leaders (1980-2008, Conference Games Only)

Scoring

		GP	FG	3FG	FT	PTS.	AVG.
2007-08	Luke Harangody, ND	18	155	3	106	419	23.3
2006-07	Herbert Hill, PC	16	135	0	49	319	19.9
2005-06	Quincy Douby, RU	16	148	60	76	432	27.0
2004-05	Ryan Gomes, PC	16	136	28	71	371	23.2
2003-04	Bryant Matthews, VT	16	120	23	81	344	21.5
2002-03	Troy Bell, BC	16	124	62	134	444	27.8
2001-02	Marcus Hatten, SJU	16	115	27	100	357	22.3
2000-01	Troy Murphy, ND	16	124	14	102	364	22.8
1999-00	Troy Murphy, ND	16	114	11	108	347	21.7
1998-99	Richard Hamilton, UConn	17	123	38	92	376	22.1
1997-98	Pat Garrity, ND	18	144	25	120	433	24.1
1996-97	Victor Page, GU	18	142	49	85	418	23.2

1995-96	Allen Iverson, GU	18	147	46	117	457	25.4
1994-95	Kerry Kittles, VU	18	154	50	59	417	23.2
1993-94	Donyell Marshall, UConn	18	159	26	118	462	25.7
1992-93	Terry Dehere, SHU	18	118	49	114	399	22.2
1991-92	Chris Smith, UConn	18	129	49	91	398	22.1
1990-91	Eric Murdock, PC	16	135	36	129	435	27.2
1989-90	Mark Tillmon, GU	16	116	35	78	345	21.6
1988-89	Dana Barros, BC	16	116	54	85	371	23.2
1987-88	Dana Barros, BC	16	115	48	72	350	21.9
1986-87	Reggie Williams, GU	16	130	40	68	368	23.0
1985-86	Walter Berry, SJU	16	141	—	77	359	22.4
1984-85	Andre McCloud, SHU	16	124	—	80	328	20.5
1983-84	Chris Mullin, SJU	16	145	—	108	398	24.9
1982-83	Clyde Vaughan, UP	16	135	—	82	352	22.0
1981-82	Dan Callandrillo, SHU	14	142	—	100	384	27.4
1980-81	John Bagley, BC	14	103	—	99	305	21.8
1979-80	Louie Orr, SU	6	46	—	31	123	20.5

Rebounding

		GP	REB.	AVG.
2007-08	Luke Harangody, ND	18	203	11.3
2006-07	Kentrell Gransberry, USF	16	181	11.3
2005-06	Aaron Gray, UP	16	169	10.6
2004-05	Charlie Villanueva, UConn	16	144	9.0
2003-04	Emeka Okafor, UConn	16	185	11.6
2002-03	Mike Sweetney, GU	16	182	11.4
2001-02	Ryan Humphrey, ND	16	181	11.3
2000-01	Michael Bradley, VU	16	173	10.8
1999-00	Troy Murphy, ND	16	165	10.3
1998-99	Troy Murphy, ND	15	154	10.3
1997-98	Issac Hawkins, UP	18	174	9.7
1996-97	Ya Ya Dia, GU	18	198	11.0
1995-96	Danya Abrams, BC	18	182	10.1
1994-95	Jerome Williams, GU	18	179	9.9
1993-94	Michael Smith, PC	18	220	12.2
1992-93	Michael Smith, PC	18	211	11.7
1991-92	Michael Smith, PC	18	199	11.1
1990-91	Dikembe Mutombo, GU	16	196	12.3
1989-90	Derrick Coleman, SU	16	191	11.9
1988-89	Derrick Coleman, SU	16	184	11.5
1987-88	Jerome Lane, UP	16	185	11.6
1986-87	Jerome Lane, UP	16	224	14.0
1985-86	Harold Pressley, VU	16	174	10.9
1984-85	Patrick Ewing, GU	16	161	10.1
1983-84	Otis Thorpe, PC	16	172	10.9
1982-83	Patrick Ewing, GU	16	166	10.4
1981-82	Corny Thompson, UConn	14	128	9.1
1980-81	Dan Schayes, SU	14	137	9.8
1979-80	Roosevelt Bouie, SU	6	59	9.8

Field Goal Percentage (minimum 5 made per game)

		GP	FGM	FGA	PCT.
2007-08	Arinze Onuaku, SU	18	94	152	.618
2006-07	Roy Hibbert, GU	16	79	111	.712
2005-06	Aaron Gray, UP	16	95	166	.572
2004-05	Josh Pace, SU	16	80	132	.606
2003-04	Emeka Okafor, UConn	16	123	204	.603
2002-03	Emeka Okafor, UConn	16	106	181	.586
2001-02	Ryan Gomes, PC	16	83	157	.529
2000-01	Michael Bradley, VU	16	140	207	.676
1999-00	Etan Thomas, SU	16	80	141	.567
1998-99	Troy Murphy, ND	15	100	199	.503
1997-98	Mario Bland, UM	18	90	145	.621
1996-97	Otis Hill, SU	18	111	201	.552
1995-96	Otis Hill, SU	18	93	163	.571
1994-95	John Wallace, SU	18	116	195	.595
1993-94	Othella Harrington, GU	18	99	171	.579
1992-93	Shawnelle Scott, SJU	17	100	173	.578
1991-92	Alonzo Mourning, GU	18	108	196	.551
1990-91	Marques Bragg, PC	16	82	136	.603
1989-90	Michael Cooper, SHU	16	86	156	.551
1988-89	Stephen Thompson, SU	16	112	184	.609
1987-88	Derrick Coleman, SU	16	85	146	.582
1986-87	Derrick Coleman, SU	16	80	132	.606
1985-86	Dwayne Washington, SU	16	107	194	.552
1984-85	Patrick Ewing, GU	16	98	164	.598
1983-84	Patrick Ewing, GU	16	107	165	.648
1982-83	Otis Thorpe, PC	16	117	182	.643
1981-82	David Russell, SJU	14	81	147	.551
1980-81	Chuck Aleksinas, UConn	14	73	123	.593
1979-80	Roosevelt Bouie, SU	6	38	56	.678

Annual Statistical Leaders

Three-Point Field Goal Percentage

(minimum 1.5 made per game)	GP	FGM	FGA	PCT.	
2007-08	Kyle McAlarney, ND	18	62	134	.463
2006-07	Scottie Reynolds, VU	16	43	100	.430
2005-06	Ronald Ramon, UP	16	32	63	.508
2004-05	Chris Quinn, ND	16	43	83	.518
2003-04	Allan Ray, VU	16	50	117	.427
2002-03	Brian Chase, VT	14	28	60	.467
2001-02	Brian Chase, VT	16	38	94	.404
2000-01	Lionel Armstead, WVU	14	32	69	.464
1999-00	Albert Mouring, UConn	16	43	85	.506
1998-99	Chuck Moore, SHU	18	35	73	.479
1997-98	Donnell Williams, SHU	16	36	79	.456
1996-97	Vonteeo Cummings, UP	18	28	63	.444
1995-96	Garrick Thomas, UP	17	33	63	.524
1994-95	Kerry Kittles, VU	18	50	111	.450
1993-94	Howard Easley, BC	18	53	103	.515
1992-93	Jake Morton, UM	18	34	80	.425
1991-92	Arturas Karnishovas, SHU	17	26	50	.520
1990-91	Greg Woodard, VU	16	38	80	.475
1989-90	Mark Tillmon, GU	16	35	77	.455
1988-89	Jason Matthews, UP	16	36	69	.522
1987-88	Jamie Benton, BC	16	25	50	.500
1986-87	Mark Jackson, SJU	16	38	77	.494
	Ernie Lewis, PC	16	55	114	.482

Free Throw Percentage

(minimum 2.5 made per game)	GP	FTM	FTA	PCT.	
2007-08	Craig Austrie, UConn	18	49	54	.907
2006-07	Jonathan Wallace, GU	16	47	53	.887
2005-06	Steve Novak, MU	16	50	52	.962
2004-05	Gerry McNamara, SU	16	53	59	.898
2003-04	Gerry McNamara, SU	16	53	57	.930
2002-03	Gerry McNamara, SU	16	53	55	.964
2001-02	Gary Buchanan, VU	16	57	62	.919
2000-01	Gary Buchanan, VU	16	56	60	.933
1999-00	Khalid El-Amin, UConn	16	57	61	.934
1998-99	Rimas Kaukenas, SHU	18	55	64	.859
1997-98	Richard Hamilton, UConn	18	82	93	.882
1996-97	Austin Croshere, PC	18	84	90	.933
1995-96	Geoff Billet, RU	18	48	52	.923
1994-95	Donny Marshall, UConn	17	57	66	.864
1993-94	Howard Easley, BC	18	62	75	.827
1992-93	Bill Curley, BC	18	90	105	.857
1991-92	Sean Miller, UP	18	76	82	.927
1990-91	Sean Miller, UP	16	48	52	.923
1989-90	Jason Matthews, UP	16	80	88	.909
1988-89	Jason Matthews, UP	16	80	87	.920
1987-88	Tate George, UConn	16	45	50	.900
1986-87	Dana Barros, BC	16	51	56	.911
1985-86	Harold Jensen, VU	16	44	51	.863
1984-85	Earl Kelley, UConn	16	63	70	.900
1983-84	Chris Mullin, SJU	16	108	118	.915
1982-83	Chris Mullin, SJU	16	96	108	.889
1981-82	Dan Callandrillo, SHU	14	100	121	.826
1980-81	Dan Schayes, SU	14	85	97	.876
1979-80	Vin Caraher, BC	6	16	17	.941

Assists

	GP	AST.	AVG.	
2007-08	Tory Jackson, ND	18	107	5.94
2006-07	Tory Jackson, ND	16	96	6.00
2005-06	Marcus Williams, UConn	16	137	8.56
2004-05	Marcus Williams, UConn	16	134	8.38
2003-04	Taliek Brown, UConn	16	108	6.75
2002-03	Chris Thomas, ND	16	108	6.75
2001-02	Chris Thomas, ND	16	130	8.12
2000-01	Omar Cook, SJU	16	135	8.44
1999-00	Vernon Jennings, UM	16	111	6.94
1998-99	Vernon Jennings, UM	18	109	6.06
1997-98	Shaheen Holloway, SHU	18	119	6.6
1996-97	God Shammgod, PC	18	123	6.8
1995-96	Lazarus Sims, SU	18	141	7.8
1994-95	Kevin Ollie, UConn	18	107	5.9
1993-94	Abdul Abdullah, PC	18	131	7.3
1992-93	David Cain, SJU	18	133	7.4
1991-92	Sean Miller, UP	18	126	7.0
1990-91	Jason Buchanan, SJU	16	95	5.9
1989-90	Darelle Porter, UP	16	121	7.6
1988-89	Sherman Douglas, SU	16	137	8.6

1987-88	Sherman Douglas, SU	16	141	8.8
1986-87	Sherman Douglas, SU	16	118	7.4
1985-86	Mark Jackson, SJU	16	150	9.4
1984-85	Dwayne Washington, SU	16	91	5.7
1983-84	Dwayne Washington, SU	16	110	6.9
1982-83	Ricky Tucker, PC	16	101	6.3
1981-82	Stewart Granger, VU	14	79	5.6
1980-81	Stewart Granger, VU	14	81	5.8
1979-80	Eddie Moss, SU	6	39	6.5

Steals

	GP	STLS.	AVG.	
2007-08	Jeff Xavier, PC	18	49	2.72
2006-07	Paul Gause, SHU	16	43	2.69
2005-06	Kyle Lowry, VU	16	39	2.44
2004-05	Gerry McNamara, SU	16	36	2.25
2003-04	Bryant Matthews, VT	16	42	2.62
2002-03	Marcus Hatten, SJU	16	45	2.8
2001-02	John Linehan, PC	16	77	4.8
2000-01	John Linehan, PC	16	53	3.3
1999-00	Erick Barkley, SJU	16	47	3.6
1998-99	John Linehan, PC	18	60	3.3
1997-98	Kellii Taylor, UP	18	54	3.0
1996-97	Kellii Taylor, UP	18	54	3.0
1995-96	Allen Iverson, GU	18	67	3.7
1994-95	Allen Iverson, GU	18	64	3.6
1993-94	Kerry Kittles, VU	18	54	3.0
1992-93	Joey Brown, GU	17	44	2.6
1991-92	Jerome Scott, UM	18	43	2.4
1990-91	Scott Burrell, UConn	16	56	3.5
1989-90	Nadav Henefeld, UConn	16	59	3.7
1988-89	Eric Murdock, PC	16	54	3.4
1987-88	Eric Murdock, PC	16	55	3.4
1986-87	Billy Donovan, PC	16	31	1.9
	Reggie Williams, GU	16	31	1.9
1985-86	Harold Starks, PC	12	37	3.1
1984-85	Michael Adams, BC	16	41	2.6
1983-84	Michael Adams, BC	16	43	2.7
1982-83	Michael Adams, BC	16	51	3.2
1981-82	Dan Callandrillo, SHU	14	30	2.1
1980-81	Eddie Moss, SU	14	34	2.4
1979-80	Bob Dulin, UConn	6	20	3.3

Blocked Shots

	GP	BLKS	AVG.	
2007-08	Hasheem Thabeet, UConn	18	94	5.22
2006-07	Hasheem Thabeet, UConn	16	60	3.75
2005-06	Hilton Armstrong, UConn	16	68	4.3
2004-05	Jason Fraser, VU	13	36	2.8
2003-04	Emeka Okafor, UConn	16	66	4.1
2002-03	Emeka Okafor, UConn	16	71	4.4
2001-02	Emeka Okafor, UConn	16	70	4.4
2000-01	Eddie Griffin, SHU	15	61	4.1
1999-00	Samuel Dalembert, SHU	16	63	3.9
1998-99	Etan Thomas, SU	18	74	4.1
1997-98	Etan Thomas, SU	18	77	4.3
1996-97	Jason Lawson, VU	18	61	3.4
1995-96	Jason Lawson, VU	17	53	3.1
1994-95	Jason Lawson, VU	18	52	2.9
1993-94	Donyell Marshall, UConn	18	56	3.1
1992-93	Conrad McRae, SU	18	59	3.3
1991-92	Alonzo Mourning, GU	18	93	5.2
1990-91	Dikembe Mutombo, GU	16	73	4.6
1989-90	Dikembe Mutombo, GU	16	69	4.3
1988-89	Alonzo Mourning, GU	16	71	4.4
1987-88	Tom Greis, VU	16	43	2.7
1986-87	Charles Smith, UP	16	49	3.1
1985-86	Harold Pressley, VU	16	52	3.3
1984-85	Patrick Ewing, GU	16	74	4.6
1983-84	Patrick Ewing, GU	16	65	4.1
1982-83	Patrick Ewing, GU	16	53	3.3
1981-82	Patrick Ewing, GU	14	55	3.9
1980-81	Dan Schayes, SU	14	34	2.4
1979-80	Burnett Adams, BC	6	10	1.7

All-Time Coaches' Records

Cincinnati Coaches

Coach	Career	Years	Won	Lost	Pct.	BIG EAST		
						Won	Lost	Pct.
Henry S. Pratt	1901-02	1	5	4	.555			
Henry S. Pratt	1901-02	1	5	4	.555			
Anthony W. Chez	1902-04	2	12	10	.545			
Amos Foster	1904-09	5	30	10	.750			
C.A. Schroetter	1909-10	1	3	2	.600			
Russ Easton	1910-14	4	11	30	.268			
George Little	1914-16	2	4	17	.190			
Ion Cortright	1916-17	1	3	8	.273			
Whitelaw Morrison	1917-18	1	2	6	.250			
Boyd Chambers	1918-28	10	106	81	.567			
Frank Rice	1928-32	4	33	34	.493			
John Halliday	1932-33	1	9	9	.500			
Tay Brown	1933-37	4	47	27	.635			
Walter Van Winkle	1937-39	2	18	16	.529			
Clark Ballard	1939-42	3	24	31	.436			
Bob Ruess	1942-44	2	15	15	.500			
Ray Farnham	1944-46	2	16	22	.421			
John Wiethe	1946-52	6	106	47	.693			
George Smith	1952-60	8	154	56	.733			
Ed Jucker	1960-65	5	113	28	.801			
Tay Baker	1965-72	7	125	60	.676			
Gale Catlett	1972-78	6	126	44	.741			
Ed Badger	1978-83	5	68	71	.489			
Tony Yates	1983-89	6	70	100	.412			
Bob Huggins	1989-05	15	399	127	.759			
Andy Kennedy	2005-06	1	21	13	.618	8	9	.471
Mick Cronin	2006-	2	24	38	.387	10	25	.286
TOTALS		106	1544	906	.630	18	34	.346

Connecticut Coaches

Coach	Career	Years	Won	Lost	Pct.	BIG EAST		
						Won	Lost	Pct.
No Coach	1901-08	8	37	32				
No Teams	1908-10							
No Coach	1910-13	3	7	8				
No Team	1913-14							
No Coach	1914-15	1	1	4				
John F. Donahue	1915-19	4	11	23	.324			
M.R. Swartz	1919-21	2	14	14	.500			
J.W. Tasker	1921-22	1	15	5	.750 (1 game in 22-23)			
Roy J. Guyer	1922-23	1	8	6	.571			
Sumner A. Dole	1923-27	4	39	25	.609 (8 games in 30-31)			
Louis A. Alexander	1927-31	4	35	19	.648			
John J. Heldman, Jr.	1931-36	5	19	42	.311 (1 game in 35-36)			
J.O. Christian	1935-36	1	3	10	.231 (interim coach)			
Don White	1936-45	9	94	59	.614			
Blair Gullion	1945-46	1	15	8	.652 (6 games in 46-47)			
Hugh S. Greer	1946-63	17	286	112	.718			
George Wigton	1963	1	11	4	.733 (interim coach)			
Fred A. Shabel	1963-67	4	72	29	.713			
Burr Carlson	1967-69	2	16	32	.333			
Donald "Dee" Rowe	1969-77	8	120	88	.577			
Dominic P. Perno	1977-86	9	139	114	.549	38	68	.358
James A. Calhoun	1986-	22	526	200	.725	267	147	.645
TOTALS		107	1468	834	.638	305	215	.587

DePaul Coaches

Coach	Career	Years	Won	Lost	Pct.	BIG EAST		
						Won	Lost	Pct.
Robert L. Stevenson	1923-24	1	8	6	.571			
Harry Adams	1924-25	1	6	13	.316			
Eddie Anderson	1925-29	4	25	21	.543			
Jim Kelly	1929-36	7	99	22	.818			
Tom Haggarty	1936-40	4	64	29	.688			
Bill Wendt	1940-42	2	23	20	.535			
Ray Meyer	1942-84	42	724	354	.671			
Joey Meyer	1984-97	13	231	158	.594			
Pat Kennedy	1997-02	5	67	85	.441			
Dave Leitao	2002-05	3	58	34	.630			
Jerry Wainwright	2005-	3	40	48	.455	20	31	.392
TOTALS		85	1348	790	.630	20	31	.392

Georgetown Coaches

Coach	Career	Years	Won	Lost	Pct.	BIG EAST		
						Won	Lost	Pct.
No Coach	1906-07	1	2	2	.500			
Maurice Joyce	1907-11	4	32	20	.615			
James Colliflower	1911-14	4	43	20	.683			
	1921-22							
John O'Reilly	1914-21	11	87	47	.649			
	1923-27							
Jock Maloney	1922-23	1	8	3	.727			
Elmer Ripley	1927-29	10	133	82	.619			
	1938-43							
	1946-49							
Bill Dudack	1929-30	1	13	12	.520			
John Colrich	1930-31	1	5	16	.238			
Fred Mesmer	1931-38	7	53	76	.411			
No Teams	1943-45							
Ken Engles	1945-46	1	11	9	.550			
Buddy O'Grady	1949-52	3	35	36	.493			
Harry Jeannette	1952-56	4	49	49	.500			

Tommy Nolan	1956-60	4	40	49	.449			
Tom O'Keefe	1960-66	6	82	60	.578			
Jack Magee	1966-72	6	68	79	.463			
John Thompson	1972-99	27	596	239	.714	231	123	.653
Craig Esherrick	1999-04	6	103	74	.582	46	59	.438
John Thompson III	2004-	4	100	36	.735	54	23	.701
TOTALS		101	1461	910	.616	331	205	.618

Louisville Coaches

Coach	Career	Years	Won	Lost	Pct.	BIG EAST		
						Won	Lost	Pct.
William Gardiner	1911-12	1	0	3	.000			
Coached by Players	1912-15	3	8	14	.363			
Ed Bowman	1915-18	2	11	7	.611			
Earl Ford	1918-19	1	7	4	.636			
Tuley Brucker	1919-20	1	6	5	.545			
Jimmie Powers	1920-21	1	3	8	.272			
Dr. John T. O'Rourke	1921-22	1	1	13	.071			
Fred Enke, Sr.	1923-25	2	14	20	.411			
Tom King	1925-30	5	44	31	.586			
Eddie Weber	1930-32	2	20	18	.526			
C.V. (Red) Money	1932-36	4	46	40	.534			
Lawrence E. Apitz	1936-40	4	10	52	.161			
John C. Heldman, Jr.	1940-42	2	9	24	.272			
Harold Church	1943-44	1	10	10	.500			
Walter Casey								
Bernard L. Hickman	1944-67	23	443	183	.708			
John Dromo	1967-71	4	68	23	.747			
Howard Stacey	1970-71	1	12	8	.600			
Denny Crum	1971-01	30	675	295	.696			
Rick Pitino	2001-	7	169	67	.716			
TOTALS		92	1556	825	.654	51	38	.573

Marquette Coaches

Coach	Career	Years	Won	Lost	Pct.	BIG EAST		
						Won	Lost	Pct.
Ralph Risch	1916-17	1	8	3	.727			
Jack Ryan	1917-20	2	13	9	.591			
Frank Murray	1920-29	9	94	73	.563			
Cord Lipe	1929-30	1	11	12	.478			
Bill Chandler	1930-51	21	193	198	.494			
Tex Winter	1951-53	2	25	25	.500			
Jack Nagle	1953-58	5	69	55	.556			
Eddie Hickey	1958-64	6	92	70	.568			
Al McGuire	1964-77	13	295	80	.787			
Hank Raymonds	1977-83	6	126	50	.716			
Rick Majerus	1983-86	3	56	35	.615			
Bob Dukiet	1986-89	3	39	46	.459			
Kevin O'Neill	1989-94	5	86	62	.581			
Mike Deane	1994-99	5	100	55	.645			
Tom Crean	1999-08	9	190	96	.664	34	22	.607
TOTALS		91	1397	869	.617	34	22	.607

Notre Dame Coaches

Coach	Career	Years	Won	Lost	Pct.	BIG EAST		
						Won	Lost	Pct.
Frank E. Hering	1898	1	1	2	.333			
J. Fred Powers	1899	1	2	0	1.000			
Bertram G. Maris	1907-12	5	78	20	.794			
William Nelson	1912-13	1	13	2	.867			
Jesse C. Harper	1913-18	5	44	20	.686			
Charles Dorias	1918-20	2	7	23	.233			
Walter Halas	1920-23	3	25	39	.391			
George Keogan	1923-43	20	327	97	.771			
Edward W. Krause	1943-44							
	1946-51	6	98	48	.671			
Clem F. Crowe	1944-45	1	15	5	.750			
Elmer Ripley	1945-46	1	17	4	.809			
John Jordan	1951-64	13	199	131	.603			
John F. Dee, Jr.	1964-71	7	116	80	.592			
Digger Phelps	1971-91	20	393	197	.666			
John MacLeod	1991-99	8	107	124	.463			
Matt Doherty	1999-00	1	22	15	.595	27	49	.355
Mike Brey	2000-	8	167	87	.657	9	9	.500
TOTALS		103	1630	894	.646	119	116	.506

Pittsburgh Coaches

Coach	Career	Years	Won	Lost	Pct.	BIG EAST		
						Won	Lost	Pct.
Benjamin Printz	1905-07	2	8	14	.364			
Harry Hough	1907-08	1	10	6	.625			
No Team	1908-10							
Wohlparth Wegner	1910-11	1	6	6	.500			
Dr. George M. Flint	1911-21	10	105	68	.606			
Andrew Kerr	1921-22	1	12	8	.600			
Dr. H.C. Carlson	1922-53	31	367	247	.597			
Robert Timmons	1953-68	15	174	189	.479			
Charles "Buzz" Ridl	1968-75	7	97	83	.533			
Tim Grurich	1975-80	5	69	70	.496			
Dr. Roy Chipman	1980-86	6	102	76	.573	26	42	.382
Paul Evans	1986-94	8	147	98	.600	76	70	.524
Ralph Willard	1994-99	5	63	82	.434	33	64	.340
Ben Howland	1999-03	4	89	40	.690	46	29	.613
Jamie Dixon	2003-	5	132	40	.767	66	31	.680
TOTALS		102						

All-Time Coaches Records

Providence Coaches

Coach	Career	Years	Won	Lost	Pct.	BIG EAST		
						Won	Lost	Pct.
No Coach	1920-21	1	0	3	.000			
William Donovan/ Joe McGee	1921-22	1	0	6	.000			
Archie Golembeski	1926-27	1	8	8	.500			
Al McClellan	1927-38	11	147	65	.693			
Edward Crotty	1938-43, 1944-46	7	58	53	.523			
Lawrence J. Drew	1946-49	3	25	40	.385			
James V. Cuddy	1949-55	6	75	64	.536			
Joseph Mullaney	1955-69, 1981-85	18	319	164	.660	16	52	.235
Dave Gavitt	1969-79	10	209	84	.713			
Gary Walters	1979-81	2	21	34	.382	4	19	.174
Rick Pitino	1985-87	2	42	23	.646	18	17	.514
Gordon Chiesa	1987-88	1	11	17	.393	5	12	.294
Rick Barnes	1988-94	6	108	76	.587	52	60	.464
Pete Gillen	1994-98	4	72	53	.576	38	43	.469
Tim Welsh	1998-08	10	160	143	.528	72	101	.416
TOTALS		83	1255	824	.604	205	304	.403

Rutgers Coaches

Coach	Career	Years	Won	Lost	Pct.	BIG EAST		
						Won	Lost	Pct.
Frank Gorton	1906-09	2	3	15	.167			
Dave Armstrong	1913-14	1	3	2	.600			
George Davidson	1914-15	1	1	8	.111			
Frank Hill	1915-43	28	223	162	.579			
Thomas Kenneally	1944-45	1	11	3	.786			
Donald White	1945-56, 1962-63	12	105	161	.395			
Warren Harris	1956-59	3	24	45	.348			
Tony Kuolt	1959-62	3	32	37	.464			
Bill Foster	1963-71	8	120	75	.615			
Dick Lloyd	1971-73	2	29	22	.569			
Tom Young	1973-85	12	239	117	.671			
Craig Littlepage	1985-88	3	23	63	.261			
Bob Wenzel	1988-97	9	128	135	.487	11	27	.393
Kevin Bannon	1997-01	4	59	60	.496	27	46	.370
Gary Waters	2001-06	5	79	75	.513	30	56	.349
Fred Hill	2006-	2	21	39	.350	6	28	.176
TOTALS		96	1116	1041	.517	74	157	.320

St. John's Coaches

Coach	Career	Years	Won	Lost	Pct.	BIG EAST		
						Won	Lost	Pct.
Rev. J. Chestnut, C.M.	1907-08	1	9	4	.688			
P. Joseph Kersey	1908-09	1	9	6	.600			
Harry Fisher	1909-10	1	15	5	.750			
Claude Allen	1910-11	3	33	19	.635			
	1912-14							
Joseph O'Shea	1911-12	4	43	27	.614			
	1914-17							
John Crenny	1918-21	9	105	86	.550			
	1922-27							
Ed Kelleher	1921-22	1	10	11	.476			
James Freeman	1927-36	9	177	31	.851			
Joe Lapchick	1936-47, 1956-65	20	334	130	.720			
Frank McGuire	1947-52	5	102	36	.739			
Al DeStefano	1952-56	3	49	39	.563			
Lou Carnesecca	1965-70, 1973-92	22	526	200	.725	139	80	.635
Frank Mulzoff	1970-73	3	56	27	.675			
Brian Mahoney	1992-96	4	56	58	.491	31	47	.397
Fran Franchilla	1996-98	2	35	24	.593	22	17	.564
Mike Jarvis	1998-03	6	66	60	.524	57	36	.613
Kevin Clark	2003-04	1	2	17	.105	1	15	.063
Norm Roberts	2004-	4	48	67	.417	20	47	.299
TOTALS		100	1670	850	.663	270	242	.527

Seton Hall Coaches

Coach	Career	Years	Won	Lost	Pct.	BIG EAST		
						Won	Lost	Pct.
No Coach	1903-04	1	3		2.600 (one tie)			
No Team	1904-08							
William Caffrey	1908-09	1	10	4	.714			
Dick McDonough	1909-10	1	6	2	.750			
Jim Flanagan	1910-11	1	4	0	1.000			
Frank Hill	1911-18	18	191		75.715 (one tie)			
	1919-29							
No Team	1918-19							
No Team	1929-30							
Dan Steinberg	1930-31	1	12	11	.521			
Les Fries	1931-33	2	18		13.580 (one tie)			
No Team	1933-34							
John Colrick	1934-36	2	8	22	.280			

Honey Russell	1936-43	7	101	32	.759			
No Teams	1943-46							
Bob Davies	1946-47	1	24	3	.889			
Jack Reitmeier	1947-49	2	34	12	.739			
Honey Russell	1949-60	11	194	97	.667			
Richard Regan	1960-70	10	112	131	.460			
Bill Rafferty	1970-81	11	154	141	.522	5	17	.227
Hoddy Mahon	1981-82	1	11	16	.407	2	13	.133
P.J. Carlesimo	1982-94	12	212	166	.561	90	130	.409
George Blaney	1994-97	3	38	48	.442	20	38	.345
Tommy Amaker	1997-01	4	68	55	.553	35	39	.473
Louis Orr	2001-06	5	81	70	.536	39	47	.453
Bobby Gonzalez	2006-	2	30	31	.492	11	24	.314
TOTALS		96	1307	916	.588	202	308	.396

USF Coaches

Coach	Career	Years	Won	Lost	Pct.	BIG EAST		
						Won	Lost	Pct.
Don Williams	1972-74	3	33	42	.440			
Bill Gibson	1975	1	15	10	.600			
Chip Conner	1976-80	5	59	62	.488			
Lee Rose	1981-86	7	106	69	.606			
Bobby Paschal	1987-96	10	127	159	.444			
Seth Greenberg	1997-03	7	108	100	.519			
Robert McCullum	2004-07	4	40	76	.345	4	28	.125
Stan Heath	2007-	1	12	19	.387	3	15	.167
TOTALS		37	500	537	.482	7	43	.140

Syracuse Coaches

Coach	Career	Years	Won	Lost	Pct.	BIG EAST		
						Won	Lost	Pct.
No Coach	1900-03	3	6	13	.313			
John A.R. Scott	1903-11	8	64	54	.559			
Edmund Dollard	1911-24	13	151	59	.725			
Lewis P. Andreas	1924-50	26	358	135	.726			
Marc Guley	1950-62	12	136	129	.513			
Fred Lewis	1962-68	6	91	57	.615			
Roy Danforth	1968-76	8	148	71	.676			
Jim Boeheim	1976-	32	771	278	.735	342	191	.642
TOTALS		108	1725	796	.684	342	191	.642

Villanova Coaches

Coach	Career	Years	Won	Lost	Pct.	BIG EAST		
						Won	Lost	Pct.
Michael J. Saxe	1920-26	6	64	30	.681			
John J. Cashman	1926-29	3	21	26	.447			
George W. Jacobs	1929-36	7	62	56	.525			
Alex C. Severance	1936-61	25	413	201	.673			
John J. Kraft	1961-73	12	238	95	.725			
Roland Massimino	1973-92	19	357	241	.606	123	92	.572
Steve Lappas	1992-01	9	174	110	.613	96	79	.559
Jay Wright	2001-	7	148	83	.641	71	57	.555
TOTALS		88	1477	842	.637	290	228	.560

West Virginia Coaches

Coach	Career	Years	Won	Lost	Pct.	BIG EAST		
						Won	Lost	Pct.
Anthony Chez	1904-05	1	4	3	.571			
John Purinton	1905-08	3	15	21	.417			
James Jenkins	1908-09	1	3	7	.300			
George Pyle	1915-18	3	29	25	.545			
H.P. Mullenex	1918-20	2	12	21	.364			
Francis Stadsfold	1920-34	14	149	133	.528			
Marshall Glenn	1934-39	5	61	46	.570			
Dyke Raese	1939-43	4	55	29	.655			
Rudy Baric	1943-44	1	14	7	.667			
Harry Lothes	1944-45	1	8	11	.421			
John Brickets	1945-46	1	12	6	.667			
Lee Patton	1946-51	5	91	26	.778			
Red Brown	1951-55	4	72	31	.699			
Fred Schaus	1955-61	6	146	37	.798			
George King	1961-66	5	102	43	.703			
Bucky Waters	1966-70	4	69	41	.627			
Sonny Moran	1970-75	5	57	68	.456			
Joedy Gardner	1975-79	4	59	53	.527			
Gale Catlett	1979-02	24	439	276	.611	49	78	.386
John Beilein	2002-07	5	103	60	.640	43	44	.494
Bob Huggins	2007-	1	26	11	.703	13	8	.619
TOTALS		99	1526	960	.614	105	130	.447

All BIG EAST records include Championship games

Conference Coaching Records

BIG EAST All-Time Winningest Coaches By Victories

Conference Regular Season and Championship Games)

Jim Boenheim, Syracuse	342	191	.642	29	(42-24, .636)
Jim Calhoun, Connecticut	267	147	.645	22	(28-16, .636)
John Thompson, Georgetown	231	123	.653	20	(33-13, .717)
Lou Carnesecca, St. John's	139	80	.635	13	(12-11, .478)
Rollie Massimino, Villanova	123	92	.572	12	(13-12, .520)
Steve Lappas, Villanova	97	79	.551	9	(10-8, .556)
P.J. Carlesimo, Seton Hall	90	130	.409	12	(13-10, .565)
Mike Brey, Notre Dame	83	58	.589	8	(3-8, .273)
Leonard Hamilton, Miami	77	95	.448	10	(5-9, .357)
Paul Evans, Pittsburgh	76	70	.524	8	(4-8, .333)
Jim O'Brien, Boston College	74	133	.357	11	(9-10, .474)
Al Skinner, Boston College	74	72	.507	8	(8-7, .533)
Tim Welsh, Providence	72	101	.416	10	(1-9, .100)
Jay Wright, Villanova	71	57	.555	7	(7-7, .500)
Rick Pitino, PC/Louisville	69	54	.561	7	(3-7, .300)
Jamie Dixon, Pittsburgh	66	31	.680	5	(11-4, .733)
Mike Jarvis, St. John's	57	36	.613	5	(7-4, .636)
John Thompson III, Georgetown	54	23	.701	4	(8-3, .727)
Rick Barnes, Providence	52	60	.464	6	(5-5, .500)
Gale Catlett, West Virginia	49	78	.386	7	(1-6, .143)
Craig Esherick, Georgetown	46	59	.438	6	(5-6, .455)
Ben Howland, Pittsburgh	43	29	.597	4	(8-3, .727)
John Beilein, West Virginia	41	45	.476	5	(4-5, .444)
Louis Orr, Seton Hall	39	46	.459	5	(1-5, .167)
Pete Gillen, Providence	38	43	.469	4	(5-4, .556)
Dom Perno, Connecticut	38	68	.358	7	(1-7, .125)
Tommy Amaker, Seton Hall	35	39	.473	4	(4-4, .500)
Tom Crean, Marquette	34	22	.607	3	(3-3, .500)
Ralph Willard, Pittsburgh	33	64	.340	5	(2-5, .286)
Gary Williams, Boston College	33	37	.471	4	(3-5, .375)
Brian Mahoney, St. John's	31	47	.397	4	(2-4, .333)
Gary Waters, Rutgers	29	55	.345	5	(2-4, .333)
Kevin Bannon, Rutgers	27	46	.370	4	(3-3, .500)
Perry Clark, Miami	27	41	.397	4	(1-3, .250)
John MacLeod, Notre Dame	27	49	.355	4	(0-4, .000)
Roy Chipman, Pittsburgh	26	42	.382	4	(0-4, .000)
Fran Fraschilla, St. John's	22	17	.564	2	(1-2, .333)
Tom Davis, Boston College	21	17	.553	3	(1-3, .250)
George Blaney, Seton Hall	20	38	.345	3	(0-3, .000)
Norm Roberts, St. John's	20	47	.299	3	(0-1, .000)
Jerry Wainwright, DePaul	20	31	.392	3	(0-1, .000)
Joe Mullaney, Providence	16	52	.235	4	(2-4, .333)
Bob Huggins, West Virginia	13	8	.619	1	(2-1, .667)
Bobby Gonzalez, Seton Hall	11	24	.314	2	(0-1, .000)
Bob Wenzel, Rutgers	11	27	.393	2	(0-2, .000)
Mick Cronin, Cincinnati	10	25	.286	2	(0-1, .000)
Ricky Stokes, Virginia Tech	10	38	.208	3	(0-0, .000)
Matt Doherty, Notre Dame	8	8	.500	1	(1-1, .500)
Andy Kennedy, Cincinnati	8	9	.471	1	(0-1, .000)
Seth Greenberg, Virginia Tech	7	9	.438	1	(0-1, .000)
Fred Hill, Rutgers	6	28	.176	2	(0-0, .000)
Gordon Chiesa, Providence	5	12	.294	1	(0-1, .000)
Bill Raftery, Seton Hall	5	17	.227	2	(0-2, .000)
Gary Walters, Providence	4	19	.174	2	(1-2, .333)
Robert McCullum, USF	4	28	.125	2	(0-0, .000)
Stan Heath, USF	3	15	.167	1	(0-0, .000)
Hoddy Mahon, Seton Hall	2	13	.133	1	(0-1, .000)
Kevin Clark, St. John's	1	15	.063	1	(0-0, .000)

BIG EAST All-Time Winningest Coaches By Percentage

(Conference Regular Season and Championship Games)

John Thompson III, Georgetown	54	23	.701	4	(8-3, .727)
Jamie Dixon, Pittsburgh	66	31	.680	5	(11-4, .733)
John Thompson, Georgetown	231	123	.653	20	(33-13, .717)
Jim Calhoun, Connecticut	267	147	.645	22	(28-16, .636)
Jim Boenheim, Syracuse	342	191	.642	29	(42-24, .636)
Lou Carnesecca, St. John's	139	80	.635	13	(12-11, .478)
Bob Huggins, West Virginia	13	8	.619	1	(2-1, .667)
Mike Jarvis, St. John's	57	36	.613	5	(7-4, .636)
Ben Howland, Pittsburgh	46	29	.613	4	(8-3, .727)



Jamie Dixon, Pittsburgh

Tom Crean, Marquette	34	22	.607	3	(3-3, .500)
Mike Brey, Notre Dame	83	58	.589	8	(3-8, .273)
Rollie Massimino, Villanova	123	92	.572	12	(13-12, .520)
Fran Fraschilla, St. John's	22	17	.564	2	(1-2, .333)
Rick Pitino, PC/Louisville	69	54	.561	7	(3-7, .300)
Jay Wright, Villanova	71	57	.555	7	(7-7, .500)
Tom Davis, Boston College	21	17	.553	3	(1-3, .250)
Steve Lappas, Villanova	97	79	.551	9	(10-8, .556)
Paul Evans, Pittsburgh	76	70	.524	8	(4-8, .333)
Al Skinner, Boston College	74	72	.507	8	(8-7, .533)
Matt Doherty, Notre Dame	8	8	.500	1	(1-1, .500)
John Beilein, West Virginia	41	45	.476	5	(4-5, .444)
Tommy Amaker, Seton Hall	35	39	.473	4	(4-4, .500)
Gary Williams, Boston College	33	37	.471	4	(3-5, .375)
Pete Gillen, Providence	38	43	.469	4	(5-4, .556)
Rick Barnes, Providence	52	60	.464	6	(5-5, .500)
Leonard Hamilton, Miami	77	95	.448	10	(5-9, .357)
Craig Esherick, Georgetown	46	59	.438	6	(5-6, .455)
Seth Greenberg, Virginia Tech	7	9	.438	1	(0-1, .000)
Tim Welsh, Providence	72	101	.416	10	(1-9, .100)
P.J. Carlesimo, Seton Hall	90	130	.409	12	(13-10, .565)
Perry Clark, Miami	27	41	.397	4	(1-3, .250)
Brian Mahoney, St. John's	31	47	.397	4	(2-4, .333)
Bob Wenzel, Rutgers	11	27	.393	2	(0-2, .000)
Jerry Wainwright, DePaul	20	31	.392	3	(0-1, .000)
Gale Catlett, West Virginia	49	78	.386	7	(1-6, .143)
Roy Chipman, Pittsburgh	26	42	.382	4	(0-4, .000)
Kevin Bannon, Rutgers	27	46	.370	4	(3-3, .500)
Dom Perno, Connecticut	38	68	.358	7	(1-7, .125)
Jim O'Brien, Boston College	74	133	.357	11	(9-10, .474)
John MacLeod, Notre Dame	27	49	.355	4	(0-4, .000)
George Blaney, Seton Hall	20	38	.345	3	(0-3, .000)
Ralph Willard, Pittsburgh	33	64	.340	5	(2-5, .286)
Gary Waters, Rutgers	21	45	.318	4	(1-3, .250)
Bobby Gonzalez, Seton Hall	11	24	.314	2	(0-1, .000)
Norm Roberts, St. John's	20	47	.299	3	(0-1, .000)
Gordon Chiesa, Providence	5	12	.294	1	(0-1, .000)
Mick Cronin, Cincinnati	10	25	.286	2	(0-1, .000)
Joe Mullaney, Providence	16	52	.235	4	(2-4, .333)
Bill Raftery, Seton Hall	5	17	.227	2	(0-2, .000)
Ricky Stokes, Virginia Tech	10	38	.208	3	(0-0, .000)
Fred Hill, Rutgers	6	28	.176	2	(0-0, .000)
Gary Walters, Providence	4	19	.174	2	(1-2, .333)
Stan Heath, USF	3	15	.167	1	(0-0, .000)
Hoddy Mahon, Seton Hall	2	13	.133	1	(0-1, .000)
Robert McCullum, USF	4	28	.125	2	(0-0, .000)
Kevin Clark, St. John's	1	15	.063	1	(0-0, .000)

Active Coaches In Bold

Overall records include championship games

National Coaching Records

WINNINGEST ACTIVE COACHES

BY WINNING PERCENTAGE

(Minimum five years as a Division I head coach; includes record at four-year U.S. colleges only.)

No.	Coach	Team	Yrs.	Won	Lost	Pct.
1.	Roy Williams	North Carolina	20	560	134	.807
2.	Mark Few	Gonzaga	9	236	60	.797
3.	Bruce Pearl	Tennessee	16	394	108	.785
4.	Bo Ryan	Wisconsin	24	556	163	.773
5.	Jamie Dixon	Pittsburgh	5	132	40	.767
6.	Thad Matta	Ohio State	8	207	66	.758
7.	John Calipari	Memphis	16	408	135	.751
8.	Mike Krzyzewski	Duke	33	803	267	.750
9.	Lute Olson	Arizona	34	780	280	.736
10.	Bob Huggins	West Virginia	26	616	222	.735
11.	Jim Boeheim	Syracuse	32	771	278	.735
12.	Rick Pitino	Louisville	22	521	191	.732
13.	Rick Majerus	St. Louis	21	438	162	.730
14.	Tubby Smith	Minnesota	17	407	159	.719
15.	Bill Self	Kansas	15	349	137	.718
16.	Danny Kaspar	Stephen F. Austin	17	353	148	.705
17.	Billy Donovan	Florida	14	320	135	.703
18.	Tom Izzo	Michigan State	13	305	130	.701
19.	Jim Christian	Texas Christian	6	137	59	.699
20.	Darrin Horn	South Carolina	5	111	48	.698
21.	Jim Calhoun	Connecticut	36	774	337	.697
24.	John Thompson III	Georgetown	8	168	78	.683
34.	Mike Brey	Notre Dame	13	266	138	.658
62.	Jay Wright	Villanova	14	270	168	.616
72.	Mick Cronin	Cincinnati	5	93	62	.600

2008-09 WINNINGEST ACTIVE DIVISION I MEN'S BASKETBALL COACHES

BY VICTORIES

(Minimum five years as a Division I head coach; includes record at four-year U.S. colleges only.)

No.	Coach	Team	Won
1.	Mike Krzyzewski	Duke	803
2.	Lute Olson	Arizona	780
3.	Jim Calhoun	Connecticut	774
4.	Jim Boeheim	Syracuse	771
5.	Bob Huggins	West Virginia	616
6.	Tom Penders	Houston	608
7.	Gary Williams	Maryland	604
8.	Homer Drew	Valparaiso	593
9.	Roy Williams	North Carolina	560
10.	Bo Ryan	Wisconsin	556
	Ben Braun	Rice	556
17.	Rick Pitino	Louisville	521
77.	Jay Wright	Villanova	270
81.	Mike Brey	Notre Dame	266
92.	Jerry Wainwright	DePaul	228

WINNINGEST DIVISION I MEN'S BASKETBALL COACHES

ALL-TIME BY VICTORIES

(Minimum 10 head coaching seasons in Division I)

No.	Coach	Wins	No.	Coach	Wins
1.	Bob Knight	902	11.	Jim Boeheim*	771
2.	Dean Smith	879	12.	Henry Iba	764
3.	Adolph Rupp	876	13.	Ed Diddle	759
4.	Jim Phelan	830	14.	Phog Allen	746
5.	Eddie Sutton	804	15.	John Chaney	741
6.	Mike Krzyzewski*	803	16.	Jerry Tarkanian	729
7.	Lefty Driesell	786	17.	Norm Stewart	728
8.	Lute Olson*	780	18.	Ray Meyer	724
9.	Lou Henson	779	19.	Don Haskins	719
10.	Jim Calhoun*	774	20.	Denny Crum	675



MOST GAMES (Active Coaches)

No.	Coach, Team and Seasons
1,111	Jim Calhoun, Northeastern 1973-86, Connecticut 87-2008
1,060	Lute Olson, Long Beach St. 1974, Iowa 75-83, Arizona 84-2007
1,070	Mike Krzyzewski, Army 1976-80, Duke 81-2008
1,049	Jim Boeheim, Syracuse 1977-2008
1,018	Tom Penders, Tufts 1972-74, Columbia 75-78, Fordham 79-86, Rhode Island 87-88, Texas 89-98, George Washington 99-2001, Houston 05-08
969	Homer Drew, Bethel (Ind.) 1977-87, Ind.-South Bend 88, Valparaiso 89-2002, 04-08
953	Ben Braun, Siena Heights 1978-85, Eastern Mich. 86-96, California 97-2008, Rice
947	Gary Williams, American 1979-82, Boston College 83-86, Ohio St. 87-89, Maryland 90-2008
899	Cliff Ellis, South Ala. 1976-84, Clemson 85-94, Auburn 95-2004, Coastal Caro. 08
878	Dave Bike, Sacred Heart 1979-2008
838	Bob Huggins, Walsh 1981-83, Akron 1985-89, Cincinnati 90-2005, Kansas St. 07, West Virginia 08

WINNINGEST DIVISION I MEN'S BASKETBALL COACHES

ALL-TIME BY PERCENTAGE

(Minimum 10 head coaching seasons in Division I)

No.	Coach, Team coached, tenure	Years	Won	Lost	Pct.
1.	Clair Bee, Rider 1929-31, Long Island 1932-43, 46-51	21	412	87	.826
2.	Adolph Rupp, Kentucky 1931-52, 54-72	41	876	190	.822
3.	Roy Williams, Kansas 1989-2003, North Carolina 04-08*	20	560	134	.807
4.	John Wooden, Indiana St. 1947-48, UCLA 49-75	29	664	162	.804
5.	John Kresse, Col. of Charleston 1980-02	23	560	143	.797
6.	Jerry Tarkanian, Long Beach St. 1969-73, UNLV 74-92, Fresno St. 96-2002	31	729	201	.784
7.	Francis Schmidt, Tulsa 1916-17, 19-22, Arkansas 24-29, TCU 30-34	17	258	72	.782
8.	Dean Smith, North Carolina 1962-97	36	879	254	.776
9.	Jack Ramsay, St. Joseph's 1956-66	11	231	71	.765
10.	Frank Keane, Rhode Island 1921-48	28	401	124	.764
11.	George Keogan, Wis.-Superior 1913-14, St. Louis 16, St. Thomas (Minn.) 18, Allegheny 19, Valparaiso 20-21, Notre Dame 24-43 #	27	414	127	.764
12.	Vic Bubas, Duke 1960-69	10	213	67	.761
13.	Harry Fisher, Fordham 1905, Columbia 1907-16, St. John's (N.Y.) 1910, Army 07, 22-23, 25	16	189	60	.759
14.	John Calipari, Massachusetts 1989-96, Memphis 2001-08*	16	408	135	.751
15.	Mike Krzyzewski, Army 1976-80, Duke 81-2008*	33	803	267	.750
16.	Fred Bennion, BYU 1909-10, Utah 11-14, Montana St. 15-19	11	95	32	.748
17.	Chick Davies, Duquesne 1925-43, 47-48	21	314	106	.748
18.	Ray Mears, Wittenberg 1957-62, Tennessee 63-77	21	399	135	.747
19.	Edward McNichol, Pennsylvania 1921-30	10	186	63	.747
20.	Al McGuire, Belmont Abbey 1958-64, Marquette 65-77	20	406	142	.741
25.	Bob Huggins, Walsh 1981-83, Akron 85-89, Cincinnati 90-2005, Kansas St. 07, West Virginia 08*	26	616	222	.735
27.	Jim Boeheim, Syracuse 1977-2008*	32	771	278	.735
29.	Rick Pitino, Boston U. 1979-83, Providence 86-87, Kentucky 90-97, Louisville 02-08*	22	521	191	.732
63.	Jim Calhoun, Northeastern 1973-86, Connecticut 87-2008*	36	774	337	.697
121.	Mike Brey, Delaware 1996-2000, Notre Dame 01-08*	13	266	138	.658

*active; # ties included in calculating the winning percentage: George Keogan 3, Henry Lannigan 1 and Louis Cooke 1.

MOST DIVISION I 20-WIN SEASONS

No.	Coach, Team and Seasons
30	Jim Boeheim, Syracuse 1977-2008*
30	Dean Smith, North Carolina 1962-97
29	Bob Knight, Army 1966-71, Indiana 72-2000, Texas Tech 02-08
29	Lute Olson, Long Beach St. 1974, Iowa 75-83, Arizona 84-2007*
25	Eddie Sutton, Creighton 1970-74, Arkansas 75-85, Kentucky 86-89, Oklahoma St. 91-2006, San Francisco 08
25	Jerry Tarkanian, Long Beach St. 1969-73, UNLV 74-92, Fresno St. 96-2002
24	Mike Krzyzewski, Army 1976-80, Duke 81-2008*
23	Adolph Rupp, Kentucky 1931-52, 54-72
22	Jim Calhoun, Northeastern 1973-86, Connecticut 87-2008*
22	Lefty Driesell, Davidson 1961-69, Maryland 70-86, James Madison 89-97, Georgia St. 98-2003
21	Denny Crum, Louisville 1972-2001
20	Lou Henson, Hardin-Simmons 1963-66, Illinois 76-96, New Mexico St. 67-75, 99-2005
20	Bob Huggins, Walsh 1981-83, Akron 1985-89, Cincinnati 90-2005, Kansas St. 07, West Virginia 08*

* active.

MOST DIVISION I 30-WIN SEASONS

No.	Coach, Team and Seasons
9	Mike Krzyzewski, Army 1976-80, Duke 81-2008*
8	Roy Williams, Kansas 1989-2003, North Carolina 04-08*
6	Jim Calhoun, Northeastern 1973-86, Connecticut 87-2008*
5	John Calipari, Massachusetts 1989-96, Memphis 2001-08*
4	Bob Knight, Army 1966-71, Indiana 72-2000, Texas Tech 02-08
4	Rick Pitino, Boston U. 1979-83, Providence 86-87, Kentucky 90-97, Louisville 2002-08*
4	Nolan Richardson, Tulsa 1981-85, Arkansas 1986-2002
4	Adolph Rupp, Kentucky 1931-52, 54-72
4	Jerry Tarkanian, Long Beach St. 1969-73, UNLV 74-92, Fresno St. 96-2002
4	John Wooden, Indiana St. 1947-48, UCLA 49-75
3	Jim Boeheim, Syracuse 1977-2008*

BIG EAST Championship Results (1980-2008)

2008 (Madison Square Garden)

First round: #8 Villanova 82, #9 Syracuse 63; #5 West Virginia 58, #12 Providence 53; #7 Pittsburgh 70, #10 Cincinnati 64; #6 Marquette 67, #11 Seton Hall 54.

Quarterfinals: #1 Georgetown 82, #8 Villanova 63; #5 West Virginia 78, #4 Connecticut 72; #7 Pittsburgh 76, #2 Louisville 69 (OT); #6 Marquette 89, #3 Notre Dame 79.

Semifinals: #1 Georgetown 72, #5 West Virginia 55; #7 Pittsburgh 68, #6 Marquette 61.

Championship: #7 Pittsburgh 74, #1 Georgetown 65.

All-Tournament Team: Roy Hibbert (Georgetown), Jessie Sapp (Georgetown), Jerel McNeal (Marquette), Levance Fields (Pittsburgh), Joe Alexander (West Virginia).

Dave Gavitt Trophy: Sam Young (Pittsburgh).

2007 (Madison Square Garden)

First round: #9 Villanova 75, #8 DePaul 67; #5 Syracuse 78, #12 Connecticut 65; #7 West Virginia 92, #10 Providence 79; #6 Marquette 76, #11 St. John's 67.

Quarterfinals: #1 Georgetown 62, #9 Villanova 57; #4 Notre Dame 89, #5 Syracuse 83; #2 Louisville 82, #7 West Virginia 71 (2OT); #3 Pittsburgh 89, #6 Marquette 79.

Semifinals: #1 Georgetown 84, #4 Notre Dame 82; #3 Pittsburgh 65, #2 Louisville 59.

Championship: #1 Georgetown 65, #3 Pittsburgh 42.

All-Tournament Team: Roy Hibbert (Georgetown), DaJuan Summers (Georgetown), Terrence Williams (Louisville), Russell Carter (Notre Dame), Antonio Graves (Pittsburgh).

Dave Gavitt Trophy: Jeff Green (Georgetown).

2006 (Madison Square Garden)

First round: #9 Syracuse 74, #8 Cincinnati 73; #5 Georgetown 67, #12 Notre Dame 63; #10 Rutgers 61, #7 Seton Hall 48; #6 Pittsburgh 61, #11 Louisville 56.

Quarterfinals: #9 Syracuse 86, #1 Connecticut 84 (OT); #5 Georgetown 62, #4 Marquette 59; #2 Villanova 87, #10 Rutgers 55; #6 Pittsburgh 68, #3 West Virginia 57.

Semifinals: #9 Syracuse 58, #5 Georgetown 57; #6 Pittsburgh 68, #2 Villanova 54.

Championship: #9 Syracuse 65, #6 Pittsburgh 61.

All-Tournament Team: Aaron Gray (Pittsburgh), Carl Krauser (Pittsburgh), Demetris Nichols (Syracuse), Darryl Watkins (Syracuse), Randy Foye (Villanova).

Dave Gavitt Trophy: Gerry McNamara (Syracuse).

2005 (Madison Square Garden)

First round: #8 West Virginia 82, #9 Providence 59; #7 Georgetown 56, #10 Seton Hall 51; #11 Rutgers 72, #6 Notre Dame 65.

Quarterfinals: #8 West Virginia 78, #1 Boston College 72; #4 Villanova 67, #5 Pittsburgh 58; #2 Connecticut 66, #7 Georgetown 62; #3 Syracuse 81, #11 Rutgers 57.

Semifinals: #8 West Virginia 78, #4 Villanova 76; #3 Syracuse 67, #2 Connecticut 63.

Championship: #3 Syracuse 68, #8 West Virginia 59.

All-Tournament Team: Gerry McNamara (Syracuse), Josh Pace (Syracuse), Mike Gansey (West Virginia), Kevin Pittsnogle (West Virginia), Randy Foye (Villanova).

Dave Gavitt Trophy: Hakim Warrick (Syracuse).

2004 (Madison Square Garden)

First round: #8 Virginia Tech 61, #9 Rutgers 58; #5 Boston College 68, #12 Georgetown 57; #7 Notre Dame 65, #10 West Virginia 65; #11 Villanova 61, #5 Seton Hall 60.

Quarterfinals: #1 Pittsburgh 74, #8 Virginia Tech 61; #5 Boston College 57, #4 Syracuse 54; #2 Connecticut 66, #7 Notre Dame 58; #11 Villanova 69, #3 Providence 66.

Semifinals: Pittsburgh 62, Boston College 53; Connecticut 84, Villanova 67.

Championship: Connecticut 61, Pittsburgh 58.

All-Tournament Team: Craig Smith (Boston College), Chris Taft (Pittsburgh), Carl Krauser (Pittsburgh), Jaron Brown (Pittsburgh), Taliek Brown (Connecticut).

Dave Gavitt Trophy: Ben Gordon (Connecticut).

2003 (Madison Square Garden)

First round: East #5 St. John's 83, West #4 Notre Dame 80; East #3 Providence 73, West #6 West Virginia 50; West #5 Georgetown 46, East #4 Villanova 41; West #3 Seton Hall 67, East #6 Miami 52.

Quarterfinals: East #1 Boston College 82, East #5 St. John's 75 (OT); West #2 Pittsburgh 67, East #3 Providence 57; West #1 Syracuse 74, West #5 Georgetown 69; East #2 Connecticut 83, West #3 Seton Hall 70.

Semifinals: Pittsburgh 61, Boston College 48; Connecticut 80, Syracuse 67.

Championship: Pittsburgh 74, Connecticut 56.

All-Tournament Team: Brandin Knight (Pittsburgh), Ben Gordon (Connecticut), Emeka Okafor (Connecticut), Craig Smith (Boston College), Carmelo Anthony (Syracuse).

Dave Gavitt Trophy: Julius Page (Pittsburgh).

2002 (Madison Square Garden)

First round: East #4 Boston College 60, West #5 Rutgers 55; West #3 Georgetown 68, East #6 Providence 67; East #5 Villanova 78, East #4 Syracuse 64; East #3 St. John's 64, West #6 Seton Hall 58.

Quarterfinals: West #1 Pittsburgh 76, East #4 Boston College 62; East #2 Miami 84, West #3 Georgetown 76 (OT); East #1 Connecticut 72, East #5 Villanova 70; West #2 Notre Dame 83, East #3 St. John's 63.

Semifinals: Pittsburgh 76, Miami 71; Connecticut 82, Notre Dame 77.

Championship: Connecticut 74, Pittsburgh 65 (2OT).

All-Tournament Team: Ben Gordon (Connecticut), Brandin Knight (Pittsburgh), Ontario Lett (Pittsburgh), Chris Thomas (Notre Dame), Marcus Barnes (Miami).

Dave Gavitt Trophy: Caron Butler (Connecticut).

2001 (Madison Square Garden)

First round: East #3 Villanova 82, West #4 West Virginia 71; West #6 Seton Hall 78, East #3 St. John's 66; West #5 Pittsburgh 78, East #4 Miami 69; West #3 Syracuse 86, East #6 Connecticut 75.

Quarterfinals: East #1 Boston College 93, East #3 Villanova 79; West #6 Seton Hall 58, West #2 Georgetown 40; West #5 Pittsburgh 66, West #1 Notre Dame 54; West #3 Syracuse 55, East #2 Providence 54.

Semifinals: Boston College 75, Seton Hall 48; Pittsburgh 55, Syracuse 54 (OT).

Championship: Boston College 79, Pittsburgh 57.

All-Tournament Team: Eddie Griffin (Seton Hall), Preston Shumpert (Syracuse), Ricardo Greer (Pittsburgh), Xavier Singletary (Boston College), Jonathan Beerbohm (Boston College).

Dave Gavitt Trophy: Troy Bell (Boston College).

2000 (Madison Square Garden)

First round: #9 Georgetown 70, #8 West Virginia 67; #4 Connecticut 70, #13 Boston College 55; #5 Seton Hall 85, #12 Providence 65; #7 Notre Dame 74, #10 Rutgers 62; #6 Villanova 65, #11 Pittsburgh 55.

Quarterfinals: Georgetown 76, #1 Syracuse 72; Connecticut 79, Seton Hall 64; #2 Miami 61, Notre Dame 58; #3 St. John's 75, Villanova 70.

Semifinals: Connecticut 70, Georgetown 55; St. John's 58, Miami 57.

Championship: St. John's 80, Connecticut 70.

All-Tournament Team: Erick Barkley (St. John's), Khalid El-Amin (Connecticut), Lavar Postell (St. John's), Albert Mouring (Connecticut), Lee Scruggs (Georgetown).

Dave Gavitt Trophy: Bootsy Thornton (St. John's).

1999 (Madison Square Garden)

First round: #9 Seton Hall 79, #8 Notre Dame 69; #4 Syracuse 96, #13 Boston College 55; #5 Villanova 73, #12 West Virginia 61; #10 Georgetown 68, #7 Providence 66; #6 Rutgers 64, #11 Pittsburgh 51.

Quarterfinals: #1 Connecticut 57, Seton Hall 56; Syracuse 70, Villanova 62; #2 Miami 65, Georgetown 54; #3 St. John's 77, Rutgers 62.

Semifinals: Connecticut 71, Syracuse 50; St. John's 62, Miami 59.

Championship: Connecticut 82, St. John's 63.

All-Tournament Team: Richard Hamilton (Connecticut), Khalid El-Amin (Connecticut), Erick Barkley (St. John's), Tim James (Miami), Etan Thomas (Syracuse).

Dave Gavitt Trophy: Kevin Freeman (Connecticut).

BIG EAST Championship Results (1980-2008)

1998 (Madison Square Garden)

First round: #8 Providence 72, #9 Notre Dame 55; #13 Georgetown 62, #4 Miami 56; #12 Rutgers 72, #5 West Virginia 65; #7 Villanova 96, #10 Pittsburgh 93 (2ot); #11 Boston College 97, #6 Seton Hall 87 (ot).

Quarterfinals: #1 Connecticut 64, Providence 55; Rutgers 61, Georgetown 60; #2 Syracuse 69, Villanova 66; #3 St. John's 91, Boston College 80.

Semifinals: Connecticut 64, Rutgers 50; Syracuse 69, St. John's 67 (ot).

Championship: Connecticut 69, Syracuse 64.

All-Tournament Team: Richard Hamilton (Connecticut), Rashamel Jones (Connecticut), Ron Artest (St. John's), Ryan Blackwell (Syracuse), Todd Burgan (Syracuse).

Dave Gavitt Trophy: Khalid El-Amin, (Connecticut)

1997 (Madison Square Garden)

First round: #8 Syracuse 84, #9 Notre Dame 66; #4 Providence 77, #13 Rutgers 56; #5 West Virginia 77, #12 Seton Hall 57; #7 Miami 76, #10 St. John's 68 (ot); #6 Pittsburgh 63, #11 Connecticut 62.

Quarterfinals: #1 Villanova 80, Syracuse 70; Providence 76, West Virginia 69; #2 Georgetown 63, Miami 59; #3 Boston College 76, Pittsburgh 68.

Semifinals: Villanova 73, Providence 63; Boston College 70, Georgetown 58.

Championship: Boston College 70, Villanova 58

All-Tournament Team: James "Scoonie" Penn (Boston College), Danya Abrams (Boston College), Duane Woodward (Boston College), Tim Thomas (Villanova), Alvin Williams (Villanova), Victor Page (Georgetown).

Dave Gavitt Trophy: James "Scoonie" Penn (Boston College)

1996 (Madison Square Garden)

First round: #9 Seton Hall 80, #8 West Virginia 78; #4 Syracuse 76, #13 Notre Dame 55; #5 Boston College 70, #12 Pittsburgh 66; #7 Miami 77, #10 Rutgers 67; #6 Providence 80, #11 St. John's 72.

Quarterfinals: #1 Connecticut 79, Seton Hall 58; Syracuse 69, Boston College 61; #2 Georgetown 92, Miami 62; #3 Villanova 78, Providence 68.

Semifinals: Connecticut 85, Syracuse 67; Georgetown 84, Villanova 76.

Championship: Connecticut 75, Georgetown 74

All-Tournament Team: Ray Allen (Connecticut), Allen Iverson (Georgetown), Kerry Kittles (Villanova), Travis Knight (Connecticut), Victor Page (Georgetown), John Wallace (Syracuse).

Dave Gavitt Trophy: Victor Page (Georgetown)

1995 (Madison Square Garden)

First round: #9 Pittsburgh 74, #8 St. John's 71; #10 Boston College 89, #7 Seton Hall 87 (OT).

Quarterfinals: #4 Georgetown 69, #5 Miami 58; #1 Connecticut 81, Pittsburgh 78; #2 Villanova 68, Boston College 64; #6 Providence 71, #3 Syracuse 69 (ot).

Semifinals: Villanova 90, Providence 75; Connecticut 88, Georgetown 81.

Championship: Villanova 94, Connecticut 78

All-Tournament Team: Kerry Kittles (Villanova), Jason Lawson (Villanova), Ray Allen (Connecticut), Austin Croshere (Providence), Allen Iverson (Georgetown), Danya Abrams (Boston College).

Dave Gavitt Trophy: Kerry Kittles (Villanova)

1994 (Madison Square Garden)

First round: #9 St. John's 80, #8 Pittsburgh 72; #7 Seton Hall 69, #10 Miami 51.

Quarterfinals: #4 Providence 77, #5 Villanova 66; #1 Connecticut 97, St. John's 77; Seton Hall 81, #2 Syracuse 80 (ot); #6 Georgetown 81, #3 Boston College 58.

Semifinals: Providence 69, Connecticut 67; Georgetown 76, Seton Hall 71 (OT).

Championship: Providence 74, Georgetown 64.

All-Tournament Team: Michael Smith (Providence), Rob Phelps (Providence), Dickey Simpkins (Providence), George Butler (Georgetown), Othella Harrington (Georgetown), Donyell Marshall (Connecticut).

Dave Gavitt Trophy: Michael Smith (Providence)

1993 (Madison Square Garden)

First round: #8 Georgetown 67, #9 Miami 40; #7 Boston College 74, #10 Villanova 70 (ot).

Quarterfinals: #5 Providence 73, #4 Connecticut 55; #1 Seton Hall 83, Georgetown 69; #2 St. John's 76, Boston College 56; #3 Syracuse 55, #6 Pittsburgh 50.

Semifinals: Seton Hall 69, Providence 60; Syracuse 84, St. John's 72.

Championship: Seton Hall 103, Syracuse 70.

All-Tournament Team: Terry Dehere (Seton Hall), Jerry Walker (Seton Hall), Adrian Autry (Syracuse), Lawrence Moten (Syracuse), David Cain (St. John's), Dickey Simpkins (Providence), Arturas Karnishovas (Seton Hall).

Dave Gavitt Trophy: Terry Dehere (Seton Hall)

1992 (Madison Square Garden)

First round: #10 Miami 83, #7 Pittsburgh 71; #8 Boston College 78, #9 Providence 68.

Quarterfinals: #3 St. John's 64, #6 Connecticut 59 (OT); #2 Georgetown 77, Miami 64; #1 Seton Hall 62, Boston College 60; #5 Syracuse 55, #4 Villanova 52.

Semifinals: Syracuse 70, Seton Hall 66; Georgetown 68, St. John's 64.

Championship: Syracuse 56, Georgetown 54.

All-Tournament Team: Lawrence Moten (Syracuse), Alonzo Mourning (Georgetown), Dave Johnson (Syracuse), Malik Sealy (St. John's), Terry Dehere (Seton Hall), Jerome Scott (Miami).

Dave Gavitt Trophy: Alonzo Mourning (Georgetown)

1991 (Madison Square Garden)

First round: #8 Villanova 74, #9 Boston College 73.

Quarterfinals: #4 Seton Hall 70, #5 Pittsburgh 69; #8 Villanova 70, #1 Syracuse 68; #7 Providence 72, #2 St. John's 64; #6 Georgetown 68, #3 Connecticut 49.

Semifinals: Seton Hall 74, Villanova 72; Georgetown 71, Providence 55.

Championship: Seton Hall 74, Georgetown 62.

All-Tournament Team: Oliver Taylor (Seton Hall), Anthony Avent (Seton Hall), Dikembe Mutombo (Georgetown), Alonzo Mourning (Georgetown), Eric Murdock (Providence), Marc Dowdell (Villanova).

Dave Gavitt Trophy: Oliver Taylor (Seton Hall)

1990 (Madison Square Garden)

First round: #8 Pittsburgh 88, #9 Boston College 70.


Quarterfinals: #2 Connecticut 76, #7 Seton Hall 58; #3 Georgetown 78, #6 Providence 77; #1 Syracuse 58, Pittsburgh 55; #5 Villanova 70, #4 St. John's 60.

Semifinals: Connecticut 65, Georgetown 60, Syracuse 73, Villanova 61.

Championship: Connecticut 78, Syracuse 75.

All-Tournament Team: John Gwynn (Connecticut), Tate George (Connecticut), Chris Smith (Connecticut), Tom Greis (Villanova), Derrick Coleman (Syracuse), Stephen Thompson (Syracuse).

Dave Gavitt Trophy: Chris Smith (Connecticut)



Kerry Kittles, Villanova (1992-96)

BIG EAST Championship Results (1980-2008)

1989 (Madison Square Garden)

First round: #9 Boston College 81, #8 St John's 74.
Quarterfinals: #2 Seton Hall 74, #7 Connecticut 66; #3 Syracuse 79, #6 Providence 76; #1 Georgetown 82, Boston College 52; #4 Pittsburgh 71, #5 Villanova 66.
Semifinals: #3 Syracuse 81, #2 Seton Hall 78; #1 Georgetown 85, #4 Pittsburgh 62.
Championship: #1 Georgetown 88, #3 Syracuse 79.
All-Tournament Team: Dana Barros (Boston College), Ramon Ramos (Seton Hall), John Morton (Seton Hall), Sherman Douglas (Syracuse), Alonzo Mourning (Georgetown), Charles Smith (Georgetown).
Dave Gavitt Trophy: Charles Smith (Georgetown).

1988 (Madison Square Garden)

First round: #9 Connecticut 75, #8 Providence 62.
Quarterfinals: #2 Syracuse 67, #7 Boston College 53; #6 Seton Hall 61, #3 Georgetown 58; #4 Villanova 71, #5 St. John's 68; #1 Pittsburgh 75, #9 Connecticut 58.
Semifinals: Syracuse 68, Seton Hall 63; Villanova 72, Pittsburgh 69.
Championship: Syracuse 85, Villanova 68.
All-Tournament Team: Mark Plansky (Villanova), Sherman Douglas (Syracuse), Doug West (Villanova), Ramon Ramos (Seton Hall), Jerome Lane (Pittsburgh), Stephen Thompson (Syracuse).
Most Valuable Player: Sherman Douglas (Syracuse).

1987 (Madison Square Garden)

First round: #8 Boston College 61, #9 Connecticut 59.
Quarterfinals: #2 Pittsburgh 96, #7 Seton Hall 88; #3 Syracuse 72, #6 Villanova 66; #1 Georgetown 56, Boston College 51; #4 Providence 80, #5 St. John's 51.
Semifinals: Syracuse 99, Pittsburgh 85; Georgetown 84, Providence 66.
Championship: Georgetown 69, Syracuse 59.
All-Tournament Team: Reggie Williams (Georgetown), Rony Seikaly (Syracuse), Billy Donovan (Providence), Sherman Douglas (Syracuse), Jerome Lane (Pittsburgh).
Most Valuable Player: Reggie Williams (Georgetown).

1986 (Madison Square Garden)

First round: #9 Seton Hall 76, #8 Connecticut 66.
Quarterfinals: #2 Syracuse 102, #7 Boston College 79; #3 Georgetown 57, #6 Pittsburgh 56; #1 St. John's 87, Seton Hall 68; #4 Villanova 75, #5 Providence 63.
Semifinals: St John's 75, Villanova 64; Syracuse 75, Georgetown 73 (ot).
Championship: St. John's 70, Syracuse 69.
All-Tournament Team: Reggie Williams (Georgetown), Walter Berry (St. John's), Mark Jackson (St. John's), Rony Seikaly (Syracuse), Dwayne Washington (Syracuse), Harold Pressley (Villanova).
Most Valuable Player: Dwayne Washington (Syracuse).

1985 (Madison Square Garden)

First round: #8 Providence 77, #9 Seton Hall 75 (OT).
Quarterfinals: #2 Georgetown 93, #7 Connecticut 62; #3 Syracuse 70, #6 Boston College 69; #4 Villanova 69, #5 Pittsburgh 61; #1 St. John's 90, Providence 62.
Semifinals: Georgetown 74, Syracuse 65; St. John's 89, Villanova 74.
Championship: Georgetown 92, St. John's 80.
All-Tournament Team: Patrick Ewing (Georgetown), Michael Jackson (Georgetown), Bill Martin (Georgetown), Chris Mullin (St. John's), Rafael Addison (Syracuse), Ed Pinckney (Villanova).
Most Valuable Player: Patrick Ewing (Georgetown).

1984 (Madison Square Garden)

First round: #8 Providence 59, #9 Seton Hall 55.
Quarterfinals: #2 Syracuse 73, #7 Connecticut 58; #3 Villanova 75, #6 Pittsburgh 65; #5 St. John's 57, #4 Boston College 56; #1 Georgetown 70, Providence 50.
Semifinals: Syracuse 66, Villanova 65; Georgetown 79, St. John's 68.
Championship: Georgetown 82, Syracuse 71 (overtime).
All-Tournament Team: Patrick Ewing (Georgetown), Michael Jackson (Georgetown), Andre Hawkins (Syracuse), Dwayne Washington (Syracuse), Ed Pinckney (Villanova).
Most Valuable Player: Patrick Ewing (Georgetown).

1983 (Madison Square Garden)

First round: #9 Seton Hall 73, #8 Providence 64.
Quarterfinals: #3 St John's 64, #6 Pittsburgh 53; #2 Villanova 69, #7 Connecticut 68; #5 Syracuse 79, #4 Georgetown 72; #1 Boston College 79, Seton Hall 56.
Semifinals: Boston College 80, Syracuse 74; St John's 91, Villanova 80.
Championship: St John's 85, Boston College 77.
All-Tournament Team: John Garris (Boston College), Jay Murphy (Boston College), Chris Mullin (St. John's), Billy Goodwin (St. John's), Leo Rautins (Syracuse), Stewart Granger (Villanova).
Most Valuable Player: Chris Mullin (St. John's).

1982 (Hartford Civic Center)


Quarterfinals: #1 Villanova 88, #8 Seton Hall 73; #4 Boston College 94, #5 Syracuse 92; #2 Georgetown 62, #7 Providence 48; #3 St. John's 54, #6 Connecticut 52.
Semifinals: Villanova 74, Boston College 71; Georgetown 57, St. John's 42.
Championship: Georgetown 72, Villanova 54.
All-Tournament Team: John Bagley (Boston College), Patrick Ewing (Georgetown), Eric Floyd (Georgetown), Eric Smith (Georgetown), Leo Rautins (Syracuse), Ed Pinckney (Villanova).
Most Valuable Player: Eric Floyd (Georgetown).

1981 (Syracuse Carrier Dome)

Quarterfinals: #8 Providence 67, #1 Boston College 65; #4 Villanova 65, #5 Connecticut 54; #2 Georgetown 58, #7 Seton Hall 52; #6 Syracuse 71, #3 St. John's 66.
Semifinals: Villanova 58, Providence 49 (overtime); Syracuse 67, Georgetown 53.
Championship: Syracuse 83, Villanova 80 (3 overtimes).
All-Tournament Team: Eric Floyd (Georgetown), Tony Bruin (Syracuse), Leo Rautins (Syracuse), Erich Santifer (Syracuse), Alex Bradley (Villanova), John Pinone (Villanova).
Most Valuable Player: Leo Rautins (Syracuse).

1980 (Providence Civic Center)

Quarterfinals: #3 Georgetown 60, #6 Seton Hall 47; #4 Connecticut 79, #5 Boston College 68; #2 St John's 48, #7 Providence 44.
Semifinals: Georgetown 76, St. John's 66; #1 Syracuse 92, Connecticut 61.
Championship: Georgetown 87, Syracuse 81.
All-Tournament Team: John Duren (Georgetown), Eric Floyd (Georgetown), Craig Shelton (Georgetown), David Russell (St. John's), Louis Orr (Syracuse), Marty Headd (Syracuse).
Most Valuable Player: Craig Shelton (Georgetown).



Reggie Williams, Georgetown (1983-87)

All-BIG EAST Conference Honors

2007-08

FIRST TEAM: Deonta Vaughn (Cincinnati), Jeff Adrien (Connecticut), *A.J. Price (Connecticut), *Roy Hibbert (Georgetown), *David Padgett (Louisville), *Luke Harangody (Notre Dame), Kyle McAlarney (Notre Dame), Sam Young (Pittsburgh), Brian Laing (Seton Hall), Kentrell Gransberry (USF), Joe Alexander (West Virginia).

SECOND TEAM: Hasheem Thabeet (Connecticut), Jonathan Wallace (Georgetown), Draelon Burns (DePaul), Terrence Williams (Louisville), Lazar Hayward (Marquette), Dominic James (Marquette), Jerel McNeal (Marquette), Donte' Greene (Syracuse), Paul Harris (Syracuse), Scottie Reynolds (Villanova).

HONORABLE MENTION: DeJuan Blair (Pittsburgh), Geoff McDermott (Providence), Anthony Mason, Jr. (St. John's), Dominique Jones (USF), Jonny Flynn (Syracuse).

ALL-ROOKIE TEAM: Mac Koshwal (DePaul), Dar Tucker (DePaul), Austin Freeman (Georgetown), *DeJuan Blair (Pittsburgh), Corey Chandler (Rutgers), Justin Burrell (St. John's), Jeremy Hazell (Seton Hall), *Dominique Jones (USF), *Jonny Flynn (Syracuse), *Donte' Greene (Syracuse), Corey Fisher (Villanova).

COACH OF THE YEAR: Mike Brey (Notre Dame)

PLAYER OF THE YEAR: Luke Harangody (Notre Dame)

DEFENSIVE PLAYER OF THE YEAR: Hasheem Thabeet (Connecticut)

MOST IMPROVED PLAYER: Sam Young (Providence)

ROOKIE OF THE YEAR: DeJuan Blair (Pittsburgh) and Jonny Flynn (Syracuse)

SPORTSMANSHIP AWARD: Ronald Ramon (Pittsburgh) and Darris Nichols (West Virginia)

**denotes unanimous selection*

2006-07

FIRST TEAM: *Jeff Green (Georgetown), *Roy Hibbert (Georgetown), Dominic James (Marquette), Russell Carter (Notre Dame), Colin Falls (Notre Dame), *Aaron Gray (Pittsburgh), *Herbert Hill (Providence), Lamont Hamilton (St. John's), *Demetris Nichols (Syracuse), Curtis Sumpter (Villanova), Frank Young (West Virginia)

SECOND TEAM: Jeff Adrien (Connecticut), Wilson Chandler (DePaul), Sammy Meija (DePaul), David Padgett (Louisville), Terrence Williams (Louisville), Jerel McNeal (Marquette), LeVance Fields (Pittsburgh), Brian Laing (Seton Hall), Kentrell Gransberry (USF), Scottie Reynolds (Villanova).

HONORABLE MENTION: Draelon Burns (DePaul), Jonathan Wallace (Georgetown), Sharaud Curry (Providence), Geoff McDermott (Providence), McHugh Mattis (USF), Eric Devendorf (Syracuse), Mike Nardi (Villanova)

ALL-ROOKIE TEAM: Deonta Vaughn (Cincinnati), *Jerome Dyson (Connecticut), Hasheem Thabeet (Connecticut), DaJuan Summers (Georgetown), Edgar Sosa (Louisville), Luke Harangody (Notre Dame), Tory Jackson (Notre Dame), *Eugene Harvey (Seton Hall), Paul Harris (Syracuse), *Scottie Reynolds (Villanova), Da'Sean Butler (West Virginia).

COACH OF THE YEAR: Mike Brey (Notre Dame)

PLAYER OF THE YEAR: Jeff Green (Georgetown)

DEFENSIVE PLAYER OF THE YEAR: Jerel McNeal (Marquette)

MOST IMPROVED PLAYER: Herbert Hill (Providence)

ROOKIE OF THE YEAR: Scottie Reynolds (Villanova)

SPORTSMANSHIP AWARD: Brandon Jenkins (Louisville)

**denotes unanimous selection*

2005-06

FIRST TEAM: Eric Hicks (Cincinnati), *Rudy Gay (Connecticut), *Steve Novak (Marquette), Chris Quinn (Notre Dame), Aaron Gray (Pittsburgh), Quincy Douby (Rutgers), Gerry McNamara (Syracuse), *Randy Foye (Villanova), *Allan Ray (Villanova), Mike Gansy (West Virginia), Kevin Pittsnogle (West Virginia).

SECOND TEAM: Hilton Armstrong (Connecticut), Marcus Williams (Connecticut), Jeff Green (Georgetown), Roy Hibbert (Georgetown), Taquan Dean (Louisville), Carl Krauser (Pittsburgh), Donnie McGrath (Providence), Donald Copeland (Seton Hall), Kelly Whitney (Seton Hall), Kyle Lowry (Villanova).

HONORABLE MENTION: James White (Cincinnati), Rashad Anderson (Connecticut), Josh Boone (Connecticut), Dominic James (Marquette), Lamont Hamilton (St. John's), Solomon Jones (USF).

ALL-ROOKIE TEAM: *Devan Downey (Cincinnati), Jeff Adrien (Connecticut), *Wilson Chandler (DePaul), Sam Young (Pittsburgh), *Dominic James (Marquette), Jerel McNeal (Marquette), Sharaud Curry (Providence), Geoff McDermott (Providence), JR Inman (Rutgers), Anthony Farmer (Rutgers), Eric Devendorf (Syracuse).

COACH OF THE YEAR: Jay Wright (Villanova)

PLAYER OF THE YEAR: Randy Foye (Villanova)

DEFENSIVE PLAYER OF THE YEAR: Hilton Armstrong (Connecticut)

MOST IMPROVED PLAYER: Aaron Gray (Pittsburgh)

ROOKIE OF THE YEAR: Dominic James (Marquette)

SPORTSMANSHIP AWARD: Chris Quinn (Notre Dame)

**denotes unanimous selection*

2004-05

FIRST TEAM: Jared Dudley (Boston College), Craig Smith (Boston College), Chevon Troutman (Pittsburgh), Ryan Gomes (Providence), Gerry McNamara (Syracuse), Hakim Warrick (Syracuse).

SECOND TEAM: Josh Boone (Connecticut), Charlie Villanueva (Connecticut), Carl Krauser (Pittsburgh), Allan Ray (Villanova), Curtis Sumpter (Villanova).

THIRD TEAM: Marcus Williams (Connecticut), Brandon Bowman (Georgetown), Chris Thomas (Notre Dame), Daryll Hill (St. John's), Randy Foye (Villanova).

HONORABLE MENTION: Jeff Green (Georgetown), Chris Taft (Pittsburgh), Josh Pace (Syracuse), Tyrone Sally (West Virginia).

ALL-ROOKIE TEAM: Sean Williams (Boston College), Rudy Gay (Connecticut), Jeff Green (Georgetown), Ronald Ramon (Pittsburgh), Ollie Bailey (Rutgers), Kyle Lowry (Villanova).

COACH OF THE YEAR: Al Skinner (Boston College)

PLAYER OF THE YEAR: Hakim Warrick (Syracuse)

DEFENSIVE PLAYER OF THE YEAR: Josh Boone (Connecticut)

MOST IMPROVED PLAYER: Jared Dudley (Boston College), Marcus Williams (Connecticut)

ROOKIE OF THE YEAR: Rudy Gay (Connecticut), Jeff Green (Georgetown)

SPORTSMANSHIP AWARD: Josh Pace (Syracuse)

2003-04

FIRST TEAM: Craig Smith (Boston College), Ben Gordon (Connecticut), Emeka Okafor (Connecticut), Ryan Gomes (Providence), Andre Barrett (Seton Hall), Hakim Warrick (Syracuse), Bryant Matthews (Virginia Tech).

SECOND TEAM: Darius Rice (Miami), Chris Thomas (Notre Dame), Jaron Brown (Pittsburgh), Carl Krauser (Pittsburgh), Gerry McNamara (Syracuse).

THIRD TEAM: Gerald Riley (Georgetown), Chris Taft (Pittsburgh), Herve Lamizana (Rutgers), Allan Ray (Villanova), Curtis Sumpter (Villanova).

HONORABLE MENTION: Taliek Brown (Connecticut), Torin Francis (Notre Dame), Julius Page (Pittsburgh), Kelly Whitney (Seton Hall).

ALL-ROOKIE TEAM: Jared Dudley (Boston College), Josh Boone (Connecticut), Charlie Villanueva (Connecticut), Guillermo Diaz (Miami), Chris Taft (Pittsburgh), Quincy Douby (Rutgers), Mike Nardi (Villanova).

COACH OF THE YEAR: Jamie Dixon (Pittsburgh)

PLAYER OF THE YEAR: Emeka Okafor (Connecticut)

DEFENSIVE PLAYER OF THE YEAR: Emeka Okafor (Connecticut)

MOST IMPROVED PLAYER: Carl Krauser (Pittsburgh)

ROOKIE OF THE YEAR: Chris Taft (Pittsburgh)

SPORTSMANSHIP AWARD: Jaron Brown (Pittsburgh)

2002-03

FIRST TEAM: Troy Bell (Boston College), Emeka Okafor (Connecticut), Mike Sweetney (Georgetown), Matt Carroll (Notre Dame), Marcus Hatten (St. John's), Carmelo Anthony (Syracuse).

SECOND TEAM: Craig Smith (Boston College), Ben Gordon (Connecticut), Chris Thomas (Notre Dame), Brandin Knight (Pittsburgh), Ryan Gomes (Providence), Andre Barrett (Seton Hall).

THIRD TEAM: Darius Rice (Miami), Julius Page (Pittsburgh), Chevon Troutman (Pittsburgh), Hakim Warrick (Syracuse), Drew Schifino (West Virginia)

HONORABLE MENTION: James Jones (Miami), Ontario Lett (Pittsburgh), Gary Buchanan (Villanova), Ricky Wright (Villanova), Bryant Matthews (Virginia Tech), Terry Taylor (Virginia Tech).

ALL-ROOKIE TEAM: Craig Smith (Boston College), Torin Francis (Notre Dame), Donnie McGrath (Providence), Kelly Whitney (Seton Hall), Carmelo Anthony (Syracuse), Gerry McNamara (Syracuse), Kevin Pittsnogle (West Virginia).

COACH OF THE YEAR: Louis Orr (Seton Hall)

PLAYER OF THE YEAR: Troy Bell (Boston College)

DEFENSIVE PLAYER OF THE YEAR: Emeka Okafor (Connecticut)

MOST IMPROVED PLAYER: Hakim Warrick (Syracuse)

ROOKIE OF THE YEAR: Carmelo Anthony (Syracuse)

SPORTSMANSHIP AWARD: Kuehl Duany (Syracuse)

All-BIG EAST Conference Honors

2001-02

FIRST TEAM: Troy Bell (Boston College), Caron Butler (Connecticut), Michael Sweetney (Georgetown), Ryan Humphrey (Notre Dame), Brandin Knight (Pittsburgh), Marcus Hatten (St. John's), Preston Shumpert (Syracuse).

SECOND TEAM: Darius Rice (Miami), John Salmons (Miami), John Linehan (Providence), Rashod Kent (Rutgers), Ricky Wright (Villanova).

THIRD TEAM: Emeka Okafor (Connecticut), Kevin Braswell (Georgetown), James Jones (Miami), Chris Thomas (Notre Dame), DeShaun Williams (Syracuse), Chris Moss (West Virginia).

HONORABLE MENTION: David Graves (Notre Dame), Jaron Brown (Pittsburgh), Julius Page (Pittsburgh), Jerome Coleman (Rutgers), Gary Buchanan (Villanova).

ALL-ROOKIE TEAM: Ben Gordon (Connecticut), Emeka Okafor (Connecticut), Chris Thomas (Notre Dame), Ryan Gomes (Providence), John Allen (Seton Hall).

COACH OF THE YEAR: Ben Howland (Pittsburgh)

CO-PLAYERS OF THE YEAR: Caron Butler (Connecticut),
Brandin Knight (Pittsburgh)

DEFENSIVE PLAYER OF THE YEAR: John Linehan (Providence)

MOST IMPROVED PLAYER: Brandin Knight (Pittsburgh)

ROOKIE OF THE YEAR: Chris Thomas (Notre Dame)

SPORTSMANSHIP AWARD: John Salmons, Miami

2000-01

FIRST TEAM: Troy Bell (Boston College), Troy Murphy (Notre Dame), Preston Shumpert (Syracuse), Michael Bradley (Villanova), Calvin Bowman (West Virginia).

SECOND TEAM: Kevin Braswell (Georgetown), Ricardo Greer (Pittsburgh), John Linehan (Providence), Eddie Griffin (Seton Hall), Damone Brown (Syracuse).

THIRD TEAM: Caron Butler (Connecticut), John Salmons (Miami), Ryan Humphrey (Notre Dame), Todd Billet (Rutgers), Omar Cook (St. John's)

HONORABLE MENTION: Albert Mouring (Connecticut), Michael Sweetney (Georgetown), Darius Lane (Seton Hall)

ALL-ROOKIE TEAM: Caron Butler (Connecticut), Michael Sweetney (Georgetown), Darius Rice (Miami), Omar Cook (St. John's), Eddie Griffin (Seton Hall).

COACH OF THE YEAR: Al Skinner (Boston College)

CO-PLAYERS OF THE YEAR: Troy Murphy (ND), Troy Bell (Boston College)

DEFENSIVE PLAYER OF THE YEAR: John Linehan (Providence)

CO-MOST IMPROVED PLAYERS: Preston Shumpert (Syracuse),
Calvin Bowman (West Virginia)

ROOKIE OF THE YEAR: Eddie Griffin (Seton Hall)

1999-2000

FIRST TEAM: Khalid El-Amin (Connecticut), Troy Murphy (Notre Dame), Erick Barkley (St. John's), Jason Hart (Syracuse), Etan Thomas (Syracuse).

SECOND TEAM: Johnny Hemsley (Miami), Ricardo Greer (Pittsburgh), Lavor Postell (St. John's), Shaheen Holloway (Seton Hall), Malik Allen (Villanova).

THIRD TEAM: Ruben Boumtje Boumtje (Georgetown), Mario Bland (Miami), Bootsy Thornton (St. John's), Ryan Blackwell (Syracuse), Marcus Goree (West Virginia).

ALL-ROOKIE TEAM: Troy Bell (Boston College), Darius Lane (Seton Hall), Anthony Glover (St. John's), Samuel Dalember (Seton Hall), Gary Buchanan (Villanova).

COACH OF THE YEAR: Jim Boeheim (Syracuse)

PLAYER OF THE YEAR: Troy Murphy (Notre Dame)

DEFENSIVE PLAYER OF THE YEAR: Etan Thomas (Syracuse)

CO-MOST IMPROVED PLAYERS: Ricardo Greer (Pittsburgh),
Shaheen Holloway (Seton Hall)

ROOKIE OF THE YEAR: Troy Bell (Boston College)

1998-99

FIRST TEAM: Richard Hamilton (Connecticut), Tim James (Miami), Johnny Hemsley (Miami), Jamel Thomas (Providence), Ron Artest (St. John's).

SECOND TEAM: Khalid El-Amin (Connecticut), Troy Murphy (Notre Dame), Bootsy Thornton (St. John's), Etan Thomas (Syracuse), Marcus Goree (West Virginia).

THIRD TEAM: Vonteego Cummings (Pittsburgh), Isaac Hawkins (Pittsburgh), Rob Hodgson (Rutgers), Jason Hart (Syracuse), John Celestand (Villanova).

ALL-ROOKIE TEAM: Kevin Braswell (Georgetown), Anthony Perry (Georgetown), Troy Murphy (Notre Dame), Dahntay Jones (Rutgers), Erick Barkley (St. John's).

COACH OF THE YEAR: Leonard Hamilton (Miami)

CO-PLAYERS OF THE YEAR: Richard Hamilton (Connecticut)
Tim James (Miami)

DEFENSIVE PLAYER OF THE YEAR: Etan Thomas (Syracuse)

MOST IMPROVED PLAYER: Johnny Hemsley (Miami)

ROOKIE OF THE YEAR: Troy Murphy (Notre Dame)

1997-98

FIRST TEAM: Richard Hamilton (Connecticut), Tim James (Miami), Pat Garrity (Notre Dame), Felipe Lopez (St. John's), Damian Owens (West Virginia).

SECOND TEAM: Vonteego Cummings (Pittsburgh), Jamel Thomas (Providence), Zendon Hamilton (St. John's), Levell Sanders (Seton Hall), Todd Burgan (Syracuse).

THIRD TEAM: Antonio Granger (Boston College), Duane Woodward (Boston College), Khalid El-Amin (Connecticut), Shaheen Holloway (Seton Hall), Etan Thomas (Syracuse).

ALL-ROOKIE TEAM: Khalid El-Amin (Connecticut), Martin Inglesby (Notre Dame), Ricardo Greer (Pittsburgh), Jeff Greer (Rutgers), Ron Artest (St. John's).

COACH OF THE YEAR: Jim Calhoun (Connecticut)

PLAYER OF THE YEAR: Richard Hamilton (Connecticut)

DEFENSIVE PLAYER OF THE YEAR: Damian Owens (West Virginia)

MOST IMPROVED PLAYER: Etan Thomas (Syracuse)

ROOKIE OF THE YEAR: Khalid El-Amin (Connecticut)

1996-97

FIRST TEAM: Danya Abrams (Boston College), Victor Page (Georgetown), Pat Garrity (Notre Dame), Austin Croshere (Providence), Alvin Williams (Villanova).

SECOND TEAM: Tim James (Miami), Vonteego Cummings (Pittsburgh), Zendon Hamilton (St. John's), Shaheen Holloway (Seton Hall), Otis Hill (Syracuse), Jason Lawson (Villanova).

THIRD TEAM: Derrick Brown (Providence), Felipe Lopez (St. John's), Jason Cipolla (Syracuse), Tim Thomas (Villanova), Damian Owens (West Virginia).

ALL-ROOKIE TEAM: Richard Hamilton (Connecticut), Earl Johnson (Rutgers), Shaheen Holloway (Seton Hall), Jason Hart (Syracuse), Tim Thomas (Villanova).

COACH OF THE YEAR: John MacLeod (Notre Dame)

PLAYER OF THE YEAR: Pat Garrity (Notre Dame)

DEFENSIVE PLAYER OF THE YEAR: Jason Lawson (Villanova)

MOST IMPROVED PLAYER: Ya Ya Dia (Georgetown)

ROOKIE OF THE YEAR: Tim Thomas (Villanova)

1995-96

FIRST TEAM: Danya Abrams (Boston College), Kerry Kittles (Villanova), John Wallace (Syracuse), Ray Allen (Connecticut), Allen Iverson (Georgetown).

SECOND TEAM: Zendon Hamilton (St. John's), Jason Lawson (Villanova), Adrian Griffin (Seton Hall), Damon Santiago (Rutgers), Doron Sheffer (Connecticut).

THIRD TEAM: Austin Croshere (Providence), Pat Garrity (Notre Dame), Damian Owens (West Virginia), Othella Harrington (Georgetown), Jerome Williams (Georgetown).

ALL-ROOKIE TEAM: Tim James (Miami), Gordon Malone (West Virginia), Geoff Billet (Rutgers), Victor Page (Georgetown), James "Scoonie" Penn (Boston College), God Shammgod (Providence).

CO-COACHES OF THE YEAR: Jim Calhoun (Connecticut),
Jim O'Brien (Boston College)

PLAYER OF THE YEAR: Ray Allen (Connecticut)

DEFENSIVE PLAYER OF THE YEAR: Allen Iverson (Georgetown)

ROOKIE OF THE YEAR: James "Scoonie" Penn (Boston College)

1994-95

FIRST TEAM: Danya Abrams (Boston College), Eric Williams (Providence), John Wallace (Syracuse), Ray Allen (Connecticut), Lawrence Moten (Syracuse), Kerry Kittles (Villanova).

SECOND TEAM: Jaime Peterson (Pittsburgh), Eric Eberz (Villanova), Jason Lawson (Villanova), Doron Sheffer (Connecticut), Allen Iverson (Georgetown).

THIRD TEAM: Adrian Griffin (Seton Hall), Donny Marshall (Connecticut), Jerome Williams (Georgetown), Constantin Popa (Miami), Felipe Lopez (St. John's), Kevin Ollie (Connecticut).

ALL-ROOKIE TEAM: Donnell Williams (Seton Hall), Zendon Hamilton (St. John's), Allen Iverson (Georgetown), Kevin Norris (Miami), Felipe Lopez (St. John's).

COACH OF THE YEAR: Leonard Hamilton (Miami)

PLAYER OF THE YEAR: Kerry Kittles (Villanova)

DEFENSIVE PLAYER OF THE YEAR: Allen Iverson (Georgetown)

ROOKIE OF THE YEAR: Allen Iverson (Georgetown)

1993-94

FIRST TEAM: Donyell Marshall (Connecticut), Bill Curley (Boston College), Kerry Kittles (Villanova), Lawrence Moten (Syracuse), Adrian Autry (Syracuse).

SECOND TEAM: Michael Smith (Providence), Othella Harrington (Georgetown), Arturas Karnishovas (Seton Hall), John Wallace (Syracuse), Howard Eisle (Boston College).

THIRD TEAM: Eric Mobley (Pittsburgh), Shawnelle Scott (St. John's), Donny Marshall (Connecticut), Jerry McCullough (Pittsburgh), Doron Sheffer (Connecticut).

ALL-ROOKIE TEAM: Danya Abrams (Boston College), Otis Hill (Syracuse), Jason Lawson (Villanova), Ray Allen (Connecticut), Doron Sheffer (Connecticut).

COACH OF THE YEAR: Jim Calhoun (Connecticut)

PLAYER OF THE YEAR: Donyell Marshall (Connecticut)

DEFENSIVE PLAYER OF THE YEAR: Donyell Marshall (Connecticut)

ROOKIE OF THE YEAR: Doron Sheffer (Connecticut)

All-BIG EAST Conference Honors

1992-93

FIRST TEAM: Bill Curley (Boston College), Donyell Marshall (Connecticut), Lawrence Moten (Syracuse), David Cain (St. John's), Terry Dehere (Seton Hall).

SECOND TEAM: Arturas Karnishovas (Seton Hall), Shawnelle Scott (St. John's), Michael Smith (Providence), Howard Easley (Boston College), Jerry McCullough (Pittsburgh).

THIRD TEAM: Constantin Popa (Miami), Lamont Middleton (St. John's), Jerry

Walker (Seton Hall), Adrian Autry (Syracuse), Scott Burrell (Connecticut).

ALL-ROOKIE TEAM: Othella Harrington (Georgetown), Kerry Kittles (Villanova), John Wallace (Syracuse), Michael Brown (Providence), Steve Edwards (Miami).

COACH OF THE YEAR: Brian Mahoney (St. John's)

PLAYER OF THE YEAR: Terry Dehere (Seton Hall)

DEFENSIVE PLAYER OF THE YEAR: Jerry Walker (Seton Hall)

ROOKIE OF THE YEAR: Othella Harrington (Georgetown)

1991-92

FIRST TEAM: Alonzo Mourning (Georgetown), Malik Sealy (St. John's), Dave

Johnson (Syracuse), Chris Smith (Connecticut), Terry Dehere (Seton Hall).

SECOND TEAM: Bill Curley (Boston College), Scott Burrell (Connecticut), Jerry Walker (Seton Hall), Sean Miller (Pittsburgh), Lance Miller (Villanova).

THIRD TEAM: Rod Sellers (Connecticut), Darren Morningstar (Pittsburgh), Michael Smith (Providence), Marques Bragg (Providence), Joey Brown (Georgetown), Lawrence Moten (Syracuse).

ALL-ROOKIE TEAM: Donyell Marshall (Connecticut), Orlando Antigua (Pittsburgh), Michael Smith (Providence), Irvin Church (Georgetown), Lawrence Moten (Syracuse).

COACH OF THE YEAR: John Thompson (Georgetown)

PLAYER OF THE YEAR: Alonzo Mourning (Georgetown)

DEFENSIVE PLAYER OF THE YEAR: Alonzo Mourning (Georgetown)

ROOKIE OF THE YEAR: Lawrence Moten (Syracuse)

1990-91

FIRST TEAM: Billy Owens (Syracuse), Malik Sealy (St. John's), Dikembe Mutombo (Georgetown), Terry Dehere (Seton Hall), Eric Murdock (Providence).

SECOND TEAM: Dave Johnson (Syracuse), Brian Shorter (Pittsburgh), Anthony Avent (Seton Hall), Chris Smith (Connecticut), Jason Buchanan (St. John's).

THIRD TEAM: Scott Burrell (Connecticut), Alonzo Mourning (Georgetown), Robert Werdann (St. John's), Jason Matthews (Pittsburgh), Lance Miller (Villanova).

ALL-ROOKIE TEAM: Billy Curley (Boston College), Robert Churchwell (Georgetown), Jerry Walker (Seton Hall), Adrian Autry (Syracuse), Charles Harrison (Georgetown).

COACH OF THE YEAR: Jim Boeheim (Syracuse)

PLAYER OF THE YEAR: Billy Owens (Syracuse)

DEFENSIVE PLAYER OF THE YEAR: Dikembe Mutombo (Georgetown)

ROOKIE OF THE YEAR: Billy Curley (Boston College)

1989-90

FIRST TEAM: Mark Tilimon (Georgetown), Alonzo Mourning (Georgetown), Brian Shorter (Pittsburgh), Greg "Boo" Harvey (St. John's), Derrick Coleman (Syracuse), Billy Owens (Syracuse).

SECOND TEAM: Chris Smith (Connecticut), Dikembe Mutombo (Georgetown), Carlton Screen (Providence), Malik Sealy (St. John's), Stephen Thompson (Syracuse).

THIRD TEAM: Tate George (Connecticut), Nadav Henefeld (Connecticut), Dwayne Bryant (Georgetown), Jason Matthews (Pittsburgh), Marty Conlon (Providence).

ALL-ROOKIE TEAM: Nadav Henefeld (Connecticut), Scott Burrell (Connecticut), Terry Dehere (Seton Hall), Michael Edwards (Syracuse), Lance Miller (Villanova).

COACH OF THE YEAR: Jim Calhoun (Connecticut)

PLAYER OF THE YEAR: Derrick Coleman (Syracuse)

CO-DEFENSIVE PLAYERS OF THE YEAR: Dikembe Mutombo and Alonzo Mourning (Georgetown)

ROOKIE OF THE YEAR: Nadav Henefeld (Connecticut)

1988-89

FIRST TEAM: Sherman Douglas (Syracuse), Charles Smith (Georgetown), Ramon Ramos (Seton Hall), Brian Shorter (Pittsburgh), Derrick Coleman (Syracuse).

SECOND TEAM: Dana Barros (Boston College), Stephen Thompson (Syracuse), Jayson Williams (St. John's), Alonzo Mourning (Georgetown), Cliff Robinson (Connecticut).

THIRD TEAM: Eric Murdock (Providence), Jason Matthews (Pittsburgh), John Morton (Seton Hall), Andrew Gaze (Seton Hall), Doug West (Villanova).

ALL-ROOKIE TEAM: Malik Sealy (St. John's), Brian Shorter (Pittsburgh), Alonzo Mourning (Georgetown), Billy Owens (Syracuse), Marc Dowdell (Villanova).

COACH OF THE YEAR: P.J. Carlesimo (Seton Hall)

PLAYER OF THE YEAR: Charles Smith (Georgetown)

DEFENSIVE PLAYER OF THE YEAR: Alonzo Mourning (Georgetown)

ROOKIE OF THE YEAR: Brian Shorter (Pittsburgh)

1987-88

FIRST TEAM: Mark Bryant (Seton Hall), Charles Smith (Pittsburgh), Dana Barros (Boston College), Sherman Douglas (Syracuse), Derrick Coleman (Syracuse).

SECOND TEAM: Jerome Lane (Pittsburgh), Shelton Jones (St. John's), Rony Seikaly (Syracuse), Charles Smith (Georgetown), Doug West (Villanova).

THIRD TEAM: Cliff Robinson (Connecticut), Mark Plansky (Villanova), Tom Greis (Villanova), Steve Wright (Providence), Michael Porter (St. John's).

ALL-FRESHMAN TEAM: Corey Beasley (Boston College), Bobby Martin (Pittsburgh), Sean Miller (Pittsburgh), Jason Matthews (Pittsburgh), Eric Murdock (Providence).

COACH OF THE YEAR: P.J. Carlesimo (Seton Hall)

PLAYER OF THE YEAR: Charles Smith (Pittsburgh)

DEFENSIVE PLAYER OF THE YEAR: Gary Massey (Villanova)

FRESHMAN OF THE YEAR: Sean Miller (Pittsburgh)

1986-87

FIRST TEAM: Reggie Williams (Georgetown), Charles Smith (Pittsburgh), Jerome Lane (Pittsburgh), Billy Donovan (Providence), Mark Jackson (St. John's), Sherman Douglas (Syracuse).

SECOND TEAM: Dana Barros (Boston College), Perry McDonald (Georgetown), Mark Bryant (Seton Hall), Rony Seikaly (Syracuse), Harold Jensen (Villanova).

THIRD TEAM: Derrick Coleman (Syracuse), Greg Monroe (Syracuse), David Kipfer (Providence), James Major (Seton Hall), Willie Glass (St. John's).


ALL-FRESHMAN TEAM: Dwayne Bryant (Georgetown), Mark Tilimon (Georgetown), Derrick Coleman (Syracuse), Tate George (Connecticut), Rod Brookin (Pittsburgh).

COACH OF THE YEAR: John Thompson (Georgetown)

PLAYER OF THE YEAR: Reggie Williams (Georgetown)

DEFENSIVE PLAYER OF THE YEAR: Mark Jackson (St. John's)

FRESHMAN OF THE YEAR: Derrick Coleman (Syracuse)



Malik Sealy, St. John's (1988-92)

All-BIG EAST Conference Honors

1985-86

FIRST TEAM: Reggie Williams (Georgetown), Mark Jackson (St. John's), Walter Berry (St. John's), Dwayne Washington (Syracuse), Harold Pressley (Villanova).

SECOND TEAM: Earl Kelley (Connecticut), David Wingate (Georgetown), Rafael Addison (Syracuse), Rony Seikaly (Syracuse), Wendell Alexis (Syracuse).

THIRD TEAM: Roger McCreedy (Boston College), Michael Jackson (Georgetown), Demetres Gore (Pittsburgh), Charles Smith (Pittsburgh), Billy Donovan (Providence).

ALL-FRESHMAN TEAM: Dana Barros (Boston College), Kenny Wilson (Villanova), Doug West (Villanova), Johnathan Edwards (Georgetown), Phil Gamble (Connecticut).

COACH OF THE YEAR: Lou Carnesecca (St. John's)

PLAYER OF THE YEAR: Walter Berry (St. John's)

DEFENSIVE PLAYER OF THE YEAR: Harold Pressley (Villanova)

FRESHMAN OF THE YEAR: Dana Barros (Boston College)

1984-85

FIRST TEAM: Patrick Ewing (Georgetown), Chris Mullin (St. John's), Rafael Addison (Syracuse), Dwayne Washington (Syracuse), Ed Pinckney (Villanova).

SECOND TEAM: Earl Kelley (Connecticut), Michael Adams (Boston College), Bill Wennington (St. John's), Walter Berry (St. John's), Bill Martin (Georgetown).

THIRD TEAM: Michael Jackson (Georgetown), Mike Moses (St. John's), Dwayne McClain (Villanova), Andre McCloud (Seton Hall), David Wingate (Georgetown), Charles Smith (Pittsburgh).

ALL-FRESHMAN TEAM: Skip Barry (Boston College), Charles Smith (Pittsburgh), Mark Bryant (Seton Hall), Michael Brown (Syracuse), Rony Seikaly (Syracuse).

COACH OF THE YEAR: Lou Carnesecca (St. John's)

CO-PLAYERS OF THE YEAR: Patrick Ewing (Georgetown) and Chris Mullin (St. John's)

DEFENSIVE PLAYER OF THE YEAR: Patrick Ewing (Georgetown)

FRESHMAN OF THE YEAR: Charles Smith (Pittsburgh)

1983-84

FIRST TEAM: Jay Murphy (Boston College), Patrick Ewing (Georgetown), Otis Thorpe (Providence), Chris Mullin (St. John's), Dwayne Washington (Syracuse).

SECOND TEAM: Michael Adams (Boston College), David Wingate (Georgetown), Ed Pinckney (Villanova), Rafael Addison (Syracuse), Clyde Vaughan (Pittsburgh).

THIRD TEAM: Michael Jackson (Georgetown), Karl Hobbs (Connecticut), Bill Wennington (St. John's), Dwayne McClain (Villanova), Harold Pressley (Villanova), Andre McCloud (Seton Hall).

ALL-FRESHMAN TEAM: Michael Graham (Georgetown), Reggie Williams (Georgetown), Willie Glass (St. John's), Mark Jackson (St. John's), Dwayne Washington (Syracuse).

COACH OF THE YEAR: Jim Boeheim (Syracuse)

CO-PLAYERS OF THE YEAR: Patrick Ewing (Georgetown) and Chris Mullin (St. John's)

DEFENSIVE PLAYER OF THE YEAR: Patrick Ewing (Georgetown)

FRESHMAN OF THE YEAR: Dwayne Washington (Syracuse)

1982-83

FIRST TEAM: Patrick Ewing (Georgetown), Erich Santifer (Syracuse), Chris Mullin (St. John's), Ed Pinckney (Villanova), John Pinone (Villanova).

SECOND TEAM: Michael Adams (Boston College), Stewart Granger (Villanova), John Garris (Boston College), Jay Murphy (Boston College), David Russell (St. John's).

THIRD TEAM: Ron Jackson (Providence), Leo Rautins (Syracuse), Otis Thorpe (Providence), Billy Goodwin (St. John's), Clyde Vaughan (Pittsburgh).

ALL-FRESHMAN TEAM: Earl Kelley (Connecticut), Michael Jackson (Georgetown), David Wingate (Georgetown), Andre McCloud (Seton Hall), Rafael Addison (Syracuse).

COACH OF THE YEAR: Lou Carnesecca (St. John's)

PLAYER OF THE YEAR: Chris Mullin (St. John's)

DEFENSIVE PLAYER OF THE YEAR: Patrick Ewing (Georgetown)

FRESHMAN OF THE YEAR: Earl Kelley (Connecticut)

1981-82

FIRST TEAM: John Bagley (Boston College), Corny Thompson (Connecticut), Eric Floyd (Georgetown), David Russell (St. John's), Dan Callandrillo (Seton Hall), John Pinone (Villanova).

SECOND TEAM: Erich Santifer (Syracuse), Chris Mullin (St. John's), Stewart Granger (Villanova), Patrick Ewing (Georgetown), Mike McKay (Connecticut).

THIRD TEAM: Ron Jackson (Providence), Eric Smith (Georgetown), Otis Thorpe (Providence), Tony Bruin (Syracuse), Billy Goodwin (St. John's).

ALL-FRESHMAN TEAM: Patrick Ewing (Georgetown), Anthony Jones (Georgetown), Chris Mullin (St. John's), Dwayne McClain (Villanova), Ed Pinckney (Villanova).

COACH OF THE YEAR: Rollie Massimino (Villanova)

PLAYER OF THE YEAR: Dan Callandrillo (Seton Hall)

DEFENSIVE PLAYER OF THE YEAR: Patrick Ewing (Georgetown)

FRESHMAN OF THE YEAR: Patrick Ewing (Georgetown)

1980-81

FIRST TEAM: John Bagley (Boston College), Corny Thompson (Connecticut), Eric Floyd (Georgetown), Dan Schayes (Syracuse), John Pinone (Villanova).

SECOND TEAM: Marty Headd (Syracuse), Dan Callandrillo (Seton Hall), Chuck Aleksinas (Connecticut), Eric Smith (Georgetown), David Russell (St. John's).

THIRD TEAM: Stewart Granger (Villanova), Dwan Chandler (Boston College), Wayne McKoy (St. John's), Howard McNeil (Seton Hall), Mike McKay (Connecticut), Frank Gilroy (St. John's).

ALL-FRESHMAN TEAM: Martin Clark (Boston College), Jay Murphy (Boston College), Vern Giscombe (Connecticut), Fred Brown (Georgetown), Otis Thorpe (Providence), Sir John Collins (Seton Hall).

COACH OF THE YEAR: Tom Davis (Boston College)

PLAYER OF THE YEAR: John Bagley (Boston College)

FRESHMAN OF THE YEAR: Fred Brown (Georgetown)

1979-80

FIRST TEAM: John Duren (Georgetown), Craig Shelton (Georgetown), Reggie Carter (St. John's), Roosevelt Bouie (Syracuse), Louis Orr (Syracuse).

SECOND TEAM: Dan Callandrillo (Seton Hall), Eric Floyd (Georgetown), Wayne McKoy (St. John's), Corny Thompson (Connecticut), David Russell (St. John's).

THIRD TEAM: Eddie Moss (Syracuse), Marty Headd (Syracuse), Joe Beaulieu (Boston College), Mike McKay (Connecticut), Rudy Williams (Providence).

ALL-FRESHMAN TEAM: John Bagley (Boston College), Bruce Kuczenski (Connecticut), Ricky Tucker (Providence), David Russell (St. John's), Erich Santifer (Syracuse).

COACH OF THE YEAR: John Thompson (Georgetown)

PLAYER OF THE YEAR: John Duren (Georgetown)

FRESHMAN OF THE YEAR: David Russell (St. John's)



Chris Mullin, St. John's (1981-85)

All-BIG EAST Conference Honors

ALL-TIME AWARD WINNERS

PLAYER OF THE YEAR

2007-08	Luke Harangody (Notre Dame)
2006-07	Jeff Green (Georgetown)
2005-06	Randy Foye (Villanova)
2004-05	Hakim Warrick (Syracuse)
2003-04	Emeka Okafor (Connecticut)
2002-03	Troy Bell (Boston College)
2001-02	Caron Butler (Connecticut)
	Brandin Knight (Pittsburgh)
2000-01	Troy Bell (Boston College)
	Troy Murphy (Notre Dame)
1999-00	Troy Murphy (Notre Dame)
1998-99	Richard Hamilton (Connecticut)
	Tim James (Miami)
1997-98	Richard Hamilton (Connecticut)
1996-97	Pat Garrity (Notre Dame)
1995-96	Ray Allen (Connecticut)
1994-95	Kerry Kittles (Villanova)
1993-94	Donyell Marshall (Connecticut)
1992-93	Terry Dehere (Seton Hall)
1991-92	Alonzo Mourning (Georgetown)
1990-91	Billy Owens (Syracuse)
1989-90	Derrick Coleman (Syracuse)
1988-89	Charles Smith (Georgetown)
1987-88	Charles Smith (Pittsburgh)
1986-87	Reggie Williams (Georgetown)
1985-86	Walker Berry (St. John's)
1984-85	Patrick Ewing (Georgetown)
	Chris Mullin (St. John's)
1983-84	Patrick Ewing (Georgetown)
	Chris Mullin (St. John's)
1982-83	Chris Mullin (St. John's)
1981-82	Dan Calandrillo (Seton Hall)
1980-81	John Bagley (Boston College)
1979-80	John Duren (Georgetown)

ROOKIE OF THE YEAR

2007-08	DeJuan Blair (Pittsburgh)
	Jonny Flynn (Syracuse)
2006-07	Scottie Reynolds (Villanova)
2005-06	Dominic James (Marquette)
2004-05	Rudy Gay (Connecticut)
	Jeff Green (Georgetown)
2003-04	Chris Taft (Pittsburgh)
2002-03	Carmelo Anthony (Syracuse)
2001-02	Chris Thomas (Notre Dame)
2000-01	Eddie Griffin (Seton Hall)
1999-00	Troy Bell (Boston College)
1998-99	Troy Murphy (Notre Dame)
1997-98	Khalid El-Amin (Connecticut)
1996-97	Tim Thomas (Villanova)
1995-96	James "Scoonie" Penn (BC)
1994-95	Allen Iverson (Georgetown)

1993-94	Doron Sheffer (Connecticut)
1992-93	Othella Harrington (Georgetown)
1991-92	Lawrence Moten (Syracuse)
1990-91	Billy Curley (Boston College)
1989-90	Nadav Henefeld (Connecticut)
1988-89	Brian Shorter (Pittsburgh)
1987-88	Sean Miller (Pittsburgh)
1986-87	Derrick Coleman (Syracuse)
1985-86	Dana Barros (Boston College)
1984-85	Charles Smith (Pittsburgh)
1983-84	Dwayne Washington (Syracuse)
1982-83	Earl Kelley (Connecticut)
1981-82	Patrick Ewing (Georgetown)
1980-81	Fred Brown (Georgetown)
1979-80	David Russell (St. John's)

DEFENSIVE PLAYER OF THE YEAR

2007-08	Hasheem Thabeet (Connecticut)
2006-07	Jerel McNeal (Marquette)
2005-06	Hilton Armstrong (Connecticut)
2004-05	Josh Boone (Connecticut)
2003-04	Emeka Okafor (Connecticut)
2002-03	Emeka Okafor (Connecticut)
2001-02	John Linehan (Providence)
2000-01	John Linehan (Providence)
1999-00	Etan Thomas (Syracuse)
1998-99	Etan Thomas (Syracuse)
1997-98	Damian Owens (West Virginia)
1996-97	Jason Lawson (Villanova)
1995-96	Allen Iverson (Georgetown)
1994-95	Allen Iverson (Georgetown)
1993-94	Donyell Marshall (Connecticut)
1992-93	Jerry Walker (Seton Hall)
1991-92	Alonzo Mourning (Georgetown)
1990-91	Dikembe Mutombo (Georgetown)
1989-90	Dikembe Mutombo (Georgetown)
1988-89	Alonzo Mourning (Georgetown)
1987-88	Alonzo Mourning (Georgetown)
1986-87	Gary Massey (Villanova)
1985-86	Mark Jackson (St. John's)
1984-85	Harold Pressley (Villanova)
1983-84	Patrick Ewing (Georgetown)
1982-83	Patrick Ewing (Georgetown)
1981-82	Patrick Ewing (Georgetown)

MOST IMPROVED PLAYER

2007-08	Sam Young (Pittsburgh)
2006-07	Herbert Hill (Providence)
2005-06	Aaron Gray (Pittsburgh)
2004-05	Jared Dudley (Boston College)
	Marcus Williams (Connecticut)
2003-04	Carl Krauser (Pittsburgh)

2002-03	Hakim Warrick (Syracuse)
2001-02	Brandin Knight (Pittsburgh)
2000-01	Preston Shumpert (Syracuse)
	Calvin Bowman (West Virginia)
1999-00	Ricardo Greer (Pittsburgh)
	Shaheen Holloway (Seton Hall)
1998-99	Johnny Hemsley (Miami)
1997-98	Etan Thomas (Syracuse)
1996-97	Ya Ya Dia (Georgetown)

SPORTSMANSHIP AWARD

2007-08	Ronald Ramon (Pittsburgh)
	Darris Nichols (West Virginia)
2006-07	Brandon Jenkins (Louisville)
2005-06	Chris Quinn (Notre Dame)
2004-05	Josh Pace (Syracuse)
2003-04	Jaron Brown (Pittsburgh)
2002-03	Kueth Duany (Syracuse)
2001-02	John Salmons (Miami)

COACH OF THE YEAR

2007-08	Mike Brey (Notre Dame)
2006-07	Mike Brey (Notre Dame)
2005-06	Jay Wright (Villanova)
2004-05	Al Skinner (Boston College)
2003-04	Jamie Dixon (Pittsburgh)
2002-03	Louis Orr (Seton Hall)
2001-02	Ben Howland (Pittsburgh)
2000-01	Al Skinner (Boston College)
1999-00	Jim Boeheim (Syracuse)
1998-99	Leonard Hamilton (Miami)
1997-98	Jim Calhoun (Connecticut)
1996-97	John MacLeod (Notre Dame)
1995-96	Jim Calhoun (Connecticut)
	Jim O'Brien (Boston College)
1994-95	Leonard Hamilton (Miami)
1993-94	Jim Calhoun (Connecticut)
1992-93	Brian Mahoney (St. John's)
1991-92	John Thompson (Georgetown)
1990-91	Jim Boeheim (Syracuse)
1989-90	Jim Calhoun (Connecticut)
1988-89	P.J. Carlesimo (Seton Hall)
1987-88	P.J. Carlesimo (Seton Hall)
1986-87	John Thompson (Georgetown)
1985-86	Lou Carmesecca (St. John's)
1984-85	Lou Carmesecca (St. John's)
1983-84	Jim Boeheim (Syracuse)
1982-83	Lou Carmesecca (St. John's)
1981-82	Rollie Massimino (Villanova)
1980-81	Tom Davis (Boston College)
1979-80	John Thompson (Georgetown)

ALL-BIG EAST SELECTIONS (By School)

	First Team	Second Team	Third Team	Honorable Mention	All-Rookie	TOTAL
Boston College	15	10	5	0	13	43
Cincinnati	2	0	0	1	2	5
Connecticut	17	18	17	4	21	77
DePaul	0	3	0	1	3	7
Georgetown	21	15	15	1	23	75
Louisville	1	4	0	0	1	6
Marquette	2	4	0	1	2	9
Miami	3	4	6	1	5	19
Notre Dame	11	3	4	2	6	26
Pittsburgh	10	16	16	5	11	58
Providence	9	8	14	3	10	44
Rutgers	1	2	3	1	9	16
St. John's	18	15	16	1	12	62
Seton Hall	8	15	10	2	14	49
USF	1	1	0	3	1	6
Syracuse	33	19	14	3	19	88
Villanova	14	18	13	4	14	63
Virginia Tech	1	0	0	2	0	3
West Virginia	6	1	5	1	3	16

3-TIME SELECTIONS: ALL-BIG EAST FIRST TEAM

Troy Bell, Boston College (2001-03)
 Danya Abrams, Boston College (1995-97)
 Kerry Kittles, Villanova (1994-96)
 Lawrence Moten, Syracuse (1993-95)
 Derrick Coleman, Syracuse (1988-90)
 Sherman Douglas, Syracuse (1987-89)
 Dwayne Washington, Syracuse (1984-86)
 Chris Mullin, St. John's (1983-85)
 Patrick Ewing, Georgetown (1983-85)
 John Pinone, Villanova (1981-83)



Lawrence Moten, Syracuse (1991-95)

Year-by-Year Standings

2007-08

	BIG EAST	OVERALL
Georgetown	15-3	28-6
Louisville	14-4	27-9
Notre Dame	14-4	25-8
Connecticut	13-5	24-9
West Virginia	11-7	26-11
Marquette	11-7	25-10
Pittsburgh	10-8	27-10
Villanova	9-9	22-13
Syracuse	9-9	21-14
Cincinnati	8-10	13-18
Seton Hall	7-11	17-15
Providence	6-12	15-16
DePaul	6-12	11-19
St. John's	5-13	11-19
USF	3-15	12-19
Rutgers	3-15	11-20

NCAA – Louisville (Final 8), West Virginia (Final 16), Villanova (Final 16), Connecticut, Georgetown, Marquette, Notre Dame, Pittsburgh. NIT – Syracuse .
CBI - Cincinnati

2006-07

	BIG EAST	OVERALL
Georgetown	13-3	30-7
Louisville	12-4	24-10
Pittsburgh	12-4	29-8
Notre Dame	11-5	24-8
Syracuse	10-6	24-11
West Virginia	9-7	27-9
Villanova	9-7	22-11
DePaul	9-7	20-14
Providence	8-8	18-13
St. John's	7-9	16-15
Connecticut	6-10	17-14
Seton Hall	4-12	13-16
USF	3-13	12-18
Rutgers	3-13	10-19
Cincinnati	2-14	11-19

NCAA – Georgetown (Final 4), Pittsburgh (Final 16), Louisville, Marquette, Notre, Dame, Villanova. NIT – West Virginia (Champion), DePaul, Providence, Syracuse

2005-06

	BIG EAST	OVERALL
Connecticut	14-2	30-4
Villanova	14-2	28-5
West Virginia	11-5	22-11
Marquette	10-6	20-11
Georgetown	10-6	23-10
Pittsburgh	10-6	25-8
Seton Hall	9-7	18-12
Cincinnati	8-8	21-13
Syracuse	7-9	23-12
Rutgers	7-9	19-14
Louisville	6-10	21-13
Notre Dame	6-10	16-14
Providence	5-11	12-15
DePaul	5-11	12-15
St. John's	5-11	12-15
USF	1-15	7-22

NCAA – Connecticut (Final 8), Georgetown (Final 16), Marquette, Pittsburgh, Seton Hall, Syracuse, Villanova (Final 8), West Virginia (Final 16). NIT – Cincinnati (Final 8), Louisville (Final 4), Notre Dame, Rutgers

2004-05

	BIG EAST	OVERALL
Boston College	13-3	25-5
Connecticut	13-3	23-8
Syracuse	11-5	27-7
Villanova	11-5	24-8
Pittsburgh	10-6	20-9
Notre Dame	9-7	17-12
Georgetown	8-8	19-13
West Virginia	8-8	24-11
Providence	4-12	14-17
Seton Hall	4-12	12-16
St. John's	3-13	9-18
Rutgers	2-14	10-19

NCAA – Boston College, Connecticut, Pittsburgh, Syracuse, Villanova (Final 16); West Virginia (Final 8); NIT – Georgetown

2003-04

	BIG EAST	OVERALL
Pittsburgh	13-3	31-5
Connecticut	12-4	33-6
Providence	11-5	20-9
Syracuse	11-5	23-8
Boston College	10-6	24-10
Seton Hall	10-6	24-10
Notre Dame	9-7	19-13
Virginia Tech	7-9	15-14
Rutgers	7-9	20-13
West Virginia	7-9	17-14
Villanova	6-10	18-17
Georgetown	4-12	13-15
Miami	4-12	14-16
St. John's	1-15	6-21

NCAA – Connecticut (National Champion), Pittsburgh (Final 16), Syracuse (Final 16), Boston College, Providence, Seton Hall; NIT – Rutgers (Runner-up), Notre Dame, Villanova, West Virginia

2002-03

	BIG EAST	OVERALL
EAST DIVISION		
Boston College	10-6	19-12
Connecticut	10-6	23-10
Providence	8-8	18-14
Villanova	8-8	15-16
St. John's	7-9	21-13
Miami	4-12	11-17
Virginia Tech	4-12	12-17
WEST DIVISION		
Syracuse	13-3	30-5
Pittsburgh	13-3	28-5
Seton Hall	10-6	17-13
Notre Dame	10-6	24-10
Georgetown	6-10	19-15
West Virginia	5-11	14-15
Rutgers	4-12	12-16

WEST DIVISION

Syracuse	13-3	30-5
Pittsburgh	13-3	28-5
Seton Hall	10-6	17-13
Notre Dame	10-6	24-10
Georgetown	6-10	19-15
West Virginia	5-11	14-15
Rutgers	4-12	12-16

NCAA – Syracuse (National Champion), Connecticut (Final 16), Notre Dame (Final 16), Pittsburgh (Final 16); NIT – St. John's (Champion), Georgetown (Runner-up), Boston College, Providence, Seton Hall, Villanova

2001-02

	BIG EAST	OVERALL
EAST DIVISION		
Connecticut	13-3	27-7
Miami	10-6	24-8
St. John's	9-7	20-12
Boston College	8-8	20-12
Villanova	7-9	19-13
Providence	6-10	15-16
Virginia Tech	4-12	10-18

WEST DIVISION

Pittsburgh	13-3	29-6
Notre Dame	10-6	22-11
Georgetown	9-7	19-11
Syracuse	9-7	23-13
Rutgers	8-8	18-13
Seton Hall	5-11	12-18
West Virginia	1-15	8-20

NCAA – Boston College, Connecticut (Final 8), Miami, Notre Dame, Pittsburgh (Final 16), St. John's; NIT – Rutgers, Syracuse (4th), Villanova.

2000-01

	BIG EAST	OVERALL
EAST DIVISION		
Boston College	13-3	27-5
Providence	11-5	21-10
St. John's	8-8	14-15
Miami	8-8	16-13
Villanova	8-8	18-13
Connecticut	8-8	20-12
Virginia Tech	2-14	8-19

WEST DIVISION

Notre Dame	11-5	20-10
Georgetown	10-6	25-8
Syracuse	10-6	25-9
West Virginia	8-8	17-12
Pittsburgh	7-9	19-14
Seton Hall	5-11	16-15
Rutgers	3-13	11-16

NCAA – Boston College, Georgetown (Final 16), Notre Dame, Providence, Syracuse; NIT – Connecticut, Miami, Pittsburgh, Seton Hall, Villanova, West Virginia.

1999-00

	BIG EAST	OVERALL
Syracuse	13-3	26-6
Miami	13-3	23-11
St. John's	12-4	25-8
Connecticut	10-6	25-10
Seton Hall	10-6	22-10
Villanova	8-8	20-13
Notre Dame	8-8	22-15
West Virginia	6-10	14-14
Georgetown	6-10	19-15
Rutgers	6-10	15-16
Pittsburgh	5-11	13-15
Providence	4-12	11-19
Boston College	3-13	11-19

NCAA – Miami (Final 16), Seton Hall (Final 16), Syracuse (Final 16), Connecticut, St. John's; NIT – Notre Dame (runner-up), Georgetown, Rutgers, Villanova.

Year-by-Year Standings

1998-99

	BIG EAST	OVERALL
Connecticut	16-2	34-2
Miami	15-3	23-7
St. John's	14-4	28-9
Villanova	10-8	21-11
Syracuse	10-8	21-12
Rutgers	9-9	19-13
Providence	9-9	16-14
Seton Hall	8-10	15-15
Notre Dame	8-10	14-16
Georgetown	6-12	15-16
Pittsburgh	5-13	14-16
West Virginia	4-14	10-19
Boston College	3-15	6-21

NCAA - Connecticut (National Champion), St. John's (Final 8), Miami, Syracuse, Villanova; NIT - Rutgers (2nd Round), Seton Hall, Georgetown, Providence

1997-98

	BIG EAST	OVERALL
BE 7		
Syracuse	12-6	26-9
Miami	11-7	18-10
Seton Hall	9-9	15-15
Providence	7-11	13-16
Georgetown	6-12	16-15
Rutgers	6-12	14-15
Pittsburgh	6-12	11-16

BE 6

Connecticut	15-3	32-5
St. John's	13-5	22-10
West Virginia	11-7	24-9
Villanova	8-10	12-17
Notre Dame	7-11	13-14
Boston College	6-12	15-16

NCAA - Connecticut (Final 8), Syracuse (Final 16), West Virginia (Final 16), Miami, St. John's; NIT - Georgetown, Seton Hall

1996-97

	BIG EAST	OVERALL
BE 7		
Georgetown	11-7	20-10
Providence	10-8	24-12
Pittsburgh	10-8	18-15
Syracuse	9-9	19-13
Miami	9-9	16-13
Rutgers	5-13	11-16
Seton Hall	5-13	10-18

BE 6

Villanova	12-6	24-10
Boston College	12-6	22-9
West Virginia	11-7	21-10
Notre Dame	8-10	16-14
St. John's	8-10	13-14
Connecticut	7-11	18-15

NCAA - Providence (Final 8), Boston College, Georgetown, Villanova; NIT - Connecticut (3rd), Miami, Notre Dame, Pittsburgh, Syracuse, West Virginia

1995-96

	BIG EAST	OVERALL
BE 7		
Georgetown	13-5	29-8
Syracuse	12-6	29-9
Providence	9-9	18-12
Miami	8-10	15-13
Seton Hall	7-11	12-16
Rutgers	6-12	9-18
Pittsburgh	5-13	10-17

BE 6

Connecticut	17-1	32-3
Villanova	14-4	26-7
Boston College	10-8	19-11
West Virginia	7-11	12-15
St. John's	5-13	11-16
Notre Dame	4-14	9-18

NCAA - Syracuse (Final Four-2nd), Georgetown (Final 8), Connecticut (Final 16), Boston College, Villanova; NIT - Providence

1994-95

	BIG EAST	OVERALL
BE 7		
Connecticut	16-2	28-5
Villanova	14-4	25-8
Syracuse	12-6	20-10
Georgetown	11-7	21-10
Miami	9-9	15-13
Providence	7-11	17-13
Seton Hall	7-11	16-14
St. John's	7-11	14-14
Pittsburgh	5-13	10-18
Boston College	2-16	9-19

NCAA - Connecticut (Final 8), Georgetown (Final 16), Syracuse, Villanova; NIT - Miami, Providence, St. John's, Seton Hall

1993-94

	BIG EAST	OVERALL
BE 7		
Connecticut	16-2	29-5
Syracuse	13-5	23-7
Boston College	11-7	23-11
Providence	10-8	20-10
Villanova	10-8	20-12
Georgetown	10-8	19-12
Seton Hall	8-10	17-13
Pittsburgh	7-11	13-14
St. John's	5-13	12-17
Miami	0-18	7-20

NCAA - Boston College (Final 8), Connecticut (Final 16), Syracuse (Final 16), Georgetown, Seton Hall, Providence; NIT - Villanova (1st)

1992-93

	BIG EAST	OVERALL
BE 7		
Seton Hall	14-4	28-7
St. John's	12-6	19-11
Syracuse	10-8	20-9
Connecticut	9-9	15-13
Providence	9-9	20-13
Pittsburgh	9-9	17-11
Boston College	9-9	18-13
Georgetown	8-10	20-13
Miami	7-11	10-17
Villanova	3-15	8-19

NCAA - Seton Hall, Pittsburgh, St. John's; NIT-Providence (4th), Boston College, Georgetown (2nd), Connecticut

1991-92

	BIG EAST	OVERALL
BE 7		
Seton Hall	12-6	23-9
Georgetown	12-6	22-10
St. John's	12-6	19-11
Villanova	11-7	14-15
Syracuse	10-8	22-10
Connecticut	10-8	20-10
Pittsburgh	9-9	18-16
Boston College	7-11	17-14
Providence	6-12	14-17
Miami	1-17	8-24

NCAA - Seton Hall (Final 16), Syracuse, Connecticut St. John's, Georgetown; NIT - Pittsburgh, Villanova, Boston College

1990-91

	BIG EAST	OVERALL
BE 7		
Syracuse	12-4	26-6
St. John's	10-6	23-9
Connecticut	9-7	20-11
Seton Hall	9-7	25-9
Pittsburgh	9-7	21-12
Georgetown	8-8	19-13
Providence	7-9	19-13
Villanova	7-9	17-15
Boston College	1-15	11-19

NCAA - St. John's (Final 8), Seton Hall (Final 8), Connecticut (Final 16), Georgetown, Pittsburgh, Syracuse, Villanova; NIT - Providence

1989-90

	BIG EAST	OVERALL
BE 7		
Connecticut	12-4	31-6
Syracuse	12-4	26-7
Georgetown	11-5	24-7
St. John's	10-6	24-10
Villanova	8-8	18-15
Providence	8-8	17-12
Seton Hall	5-11	12-16
Pittsburgh	5-11	12-17
Boston College	1-15	8-20

NCAA - Connecticut (Final 8), Georgetown, Providence, St. John's, Syracuse (Final 16), Villanova

1988-89

	BIG EAST	OVERALL
BE 7		
Georgetown	13-3	29-5
Seton Hall	11-5	31-7
Syracuse	10-6	30-8
Pittsburgh	9-7	17-13
Villanova	7-9	18-16
Providence	7-9	18-11
St. John's	6-10	20-13
Connecticut	6-10	18-13
Boston College	3-13	12-17

NCAA - Georgetown (Final 8), Pittsburgh, Providence, Seton Hall (Final Four-2nd), Syracuse (Final 8); NIT - Connecticut, St. John's (1st), Villanova

Year-by-Year Standings



1987-88

	BIG EAST	OVERALL
Pittsburgh	12-4	24-7
Syracuse	11-5	26-9
Georgetown	9-7	20-10
Villanova	9-7	24-13
St. John's	8-8	17-12
Seton Hall	8-8	22-13
Boston College	6-10	18-15
Providence	5-11	11-17
Connecticut	4-12	20-14

NCAA - Villanova (Final 8), Georgetown, Syracuse, Seton Hall, Pittsburgh, St. John's; NIT - Connecticut (1st), Boston College (4th)

1986-87

	BIG EAST	OVERALL
Syracuse	12-4	31-7
Georgetown	12-4	29-5
Pittsburgh	12-4	25-8
Providence	10-6	25-9
St. John's	10-6	21-9
Villanova	6-10	15-16
Seton Hall	4-12	15-14
Boston College	3-13	11-18
Connecticut	3-13	9-19

NCAA - Syracuse (Final Four-2nd), Providence (Final Four), Georgetown (Final 8), Pittsburgh, St. John's; NIT - Villanova, Seton Hall

1985-86

	BIG EAST	OVERALL
St. John's	14-2	31-5
Syracuse	14-2	26-6
Georgetown	11-5	24-8
Villanova	10-6	23-14
Providence	7-9	17-14
Pittsburgh	6-10	15-14
Boston College	4-12	13-15
Connecticut	3-13	12-16
Seton Hall	3-13	14-18

NCAA - St. John's, Syracuse, Georgetown, Villanova; NIT - Pittsburgh, Providence

1984-85

	BIG EAST	OVERALL
St. John's	15-1	31-4
Georgetown	14-2	35-3
Villanova	9-7	25-10
Syracuse	9-7	22-9
Pittsburgh	8-8	17-12
Boston College	7-9	20-11
Connecticut	6-10	13-15
Providence	3-13	11-20
Seton Hall	1-15	10-18

NCAA - Villanova (National Champion), Georgetown (Final Four-2nd), St. John's (Final Four), Boston College (Final 16), Pittsburgh, Syracuse

1983-84

	BIG EAST	OVERALL
Georgetown	14-2	34-3
Syracuse	12-4	23-9
Villanova	12-4	19-12
Boston College	8-8	18-12
St. John's	8-8	18-12
Pittsburgh	6-10	18-13
Connecticut	5-11	13-15
Providence	5-11	15-14
Seton Hall	2-14	9-19

NCAA - Georgetown (National Champion), St. John's, Syracuse, Villanova; NIT - Pittsburgh, Boston College

1982-83

	BIG EAST	OVERALL
Boston College	12-4	25-7
Villanova	12-4	24-8
St. John's	12-4	28-5
Georgetown	11-5	22-10
Syracuse	9-7	21-10
Pittsburgh	6-10	13-15
Connecticut	5-11	12-16
Providence	4-12	12-19
Seton Hall	1-15	6-23

NCAA - Boston College, Georgetown, Syracuse, St. John's, Villanova (Final 8)

1981-82

	BIG EAST	OVERALL
Villanova	11-3	24-8
Georgetown	10-4	30-7
St. John's	9-5	21-9
Boston College	8-6	22-10
Syracuse	7-7	16-13
Connecticut	7-7	17-11
Seton Hall	2-12	11-16
Providence	2-12	10-17

NCAA - Georgetown (Final Four-2nd), Boston College (Final 8), St. John's, Villanova (Final 8); NIT - Syracuse, Connecticut

1980-81

	BIG EAST	OVERALL
Boston College	10-4	23-7
Georgetown	9-5	20-12
St. John's	8-6	17-11
Villanova	8-6	20-11
Connecticut	8-6	20-9
Syracuse	6-8	22-12
Seton Hall	4-10	11-16
Providence	3-11	10-18

NCAA - Boston College (Final 16), Georgetown, Villanova; NIT - Syracuse (2nd), St. John's, Connecticut

1979-80

	BIG EAST	OVERALL
Syracuse	5-1	26-4
Georgetown	5-1	26-6
St. John's	5-1	24-5
Connecticut	3-3	20-9
Boston College	2-4	19-10
Seton Hall	1-5	14-13
Providence	0-6	11-16

NCAA - Georgetown (Final 8), St. John's, Syracuse; NIT - Boston College, Connecticut



Deonta Vaughn, Cincinnati



Anthony Mason, Jr., St. John's



CONNECTICUT 2004 National Champions



Huskies Roster

Player	Pos.	Cl.	Ppg	Rpg
Ben Gordon	G	Jr.	18.5	4.7
Emeka Okafor	C	Jr.	17.6	11.5
Rashad Anderson	G/F	So.	11.1	2.9
Denham Brown	F	So.	8.9	3.9
Charlie Villanueva	F	Fr.	8.9	5.2
Taliek Brown	G	Sr.	6.3	3.8
Josh Boone	F	Fr.	5.9	5.8
Hilton Armstrong	F/C	So.	2.4	2.8
Marcus White	F	So.	2.0	2.2
Marcus Williams	G	Fr.	2.9	1.3
Shamon Toodles	F	Sr.	0.6	1.2
Ryan Swaller	F	Sr.	0.4	0.3
Justin Evanovich	G	Sr.	0.3	0.3
Jason Baisch	F	Jr.	0.3	0.5

Head Coach: Jim Calhoun

Assistant Coaches: George Blaney, Tom Moore, Clyde Vaughan

2003-04 Results (33-6, 12-4 BIG EAST)

Date	Opponent	Result
N17	Yale	W, 70-60
N19	Nevada	W, 93-79
N22	Sacred Heart	W, 111-64
N26	vs. Georgia Tech	L, 61-77
N28	vs. Utah	W, 76-44
D1	Lehigh	W, 75-55
D6	Army	W, 74-46
D13	Quinnipiac	W, 88-55
D20	Iona	W, 104-54
D28	Ball State	W, 101-63
D30	Massachusetts	W, 91-67
J2	at Rice	W, 92-83
J6	at Rutgers	W, 75-74
J11	Oklahoma	W, 86-59
J14	Georgetown	W, 94-70
J17	at North Carolina	L, 83-86
J19	Pittsburgh	W, 68-65
J24	Providence	L, 56-66
J28	at Virginia Tech	W, 96-60
J31	at Boston College	W, 63-58
F2	Syracuse	W, 84-56
F7	West Virginia	W, 88-58
F9	at Notre Dame	L, 74-80
F15	at Pittsburgh	L, 68-75
F18	Miami	W, 76-63
F21	Notre Dame	W, 61-50
F24	at St. John's	W, 71-53
F28	at Villanova	W, 75-74 (ot)
M1	Seton Hall	W, 89-67
M7	at Syracuse	L, 56-67
<i>BIG EAST Championship</i>		
M11	vs. Notre Dame	W, 66-58
M12	vs. Villanova	W, 84-67
M13	vs. Pittsburgh	W, 61-58
<i>NCAA Championship</i>		
M18	vs. Vermont	W, 70-53
M20	vs. DePaul	W, 72-55
M25	vs. Vanderbilt	W, 73-53
M27	vs. Alabama	W, 87-71
A3	vs. Duke	W, 79-78
A5	vs. Georgia Tech	W, 82-73



SYRACUSE 2003 National Champions



Orangemen Roster

Player	Pos.	Cl.	Ppg	Rpg
Carmelo Anthony	F	Fr.	22.2	10.0
Hakim Warrick	F	So.	14.8	8.5
Gerry McNamara	G	Fr.	13.3	2.3
Kueth Duany	G	Sr.	11.0	3.7
Billy Edelin	G	Fr.	9.0	3.4
Josh Pace	G	So.	4.3	2.7
Craig Forth	C	So.	3.8	3.3
Jeremy McNeil	F	Jr.	3.3	4.2
Matt Gorman	F	Fr.	2.3	2.1
Andrew Kouwe	G	So.	1.7	0.3
Ronnell Herron	G	Jr.	1.2	1.0
Xzavier Gaines	G	So.	0.3	0.3
Gary Hall	F	Jr.	0.4	0.4
Tyrone Albright	G	Jr.	0.0	0.3
Josh Brooks	F	Jr.	0.0	0.2

Head Coach: Jim Boeheim

Associate Head Coach: Bernie Fine

Assistant Coaches: Mike Hopkins, Troy Weaver

2002-03 Results (30-5, 13-3 BIG EAST)

Date	Opponent	Result
N14	vs. Memphis	L, 63-70
N24	Valparaiso	W, 81-66
D3	Colgate	W, 98-68
D6	Cornell	W, 85-62
D10	UNC Greensboro	W, 92-65
D14	Binghamton	W, 94-58
D21	Georgia Tech	W, 92-65
D28	Albany	W, 109-79
D30	Canisius	W, 87-69
J8	at Seton Hall	W, 70-66
J11	Boston College	W, 82-74
J13	Missouri	W, 76-69
J18	at Pittsburgh	L, 60-73
J22	Seton Hall	W, 83-65
J26	at Miami	W, 54-49
J29	at Rutgers	L, 65-68
F1	Pittsburgh	W, 67-65
F3	Georgetown	W, 88-80
F8	at West Virginia	W, 94-80
F10	at Connecticut	L, 61-75
F15	Notre Dame	W, 82-80
F18	St. John's	W, 66-60
F23	at Michigan State	W, 76-75
F26	West Virginia	W, 89-51
M1	at Georgetown	W, 93-84
M4	at Notre Dame	W, 92-88
M9	Rutgers	W, 83-74
<i>BIG EAST Championship</i>		
M13	vs. Georgetown	W, 74-69
M14	vs. Connecticut	L, 67-80
<i>NCAA Championship</i>		
M21	vs. Manhattan	W, 76-65
M23	vs. Oklahoma State	W, 68-56
M28	vs. Auburn	W, 79-78
M30	vs. Oklahoma	W, 63-47
A5	vs. Texas	W, 95-84
A7	vs. Kansas	W, 81-78



CONNECTICUT 1999 National Champions



Huskies Roster

Player	Pos.	Cl.	Ppg	Rpg
Richard Hamilton	G/F	Jr.	21.5	4.8
Khalid El-Amin	G	So.	13.8	2.8
Kevin Freeman	F	Jr.	12.2	7.3
Albert Mouring	G	So.	7.1	2.5
Ricky Moore	G	Sr.	6.8	3.6
Edmund Saunders	F	So.	6.0	4.7
Jake Voskuhl	C	Jr.	5.5	6.4
Rashamel Jones	G/F	Sr.	3.5	1.7
Souleymane Wane	C/F	Jr.	2.0	2.8
E.J. Harrison	G	Sr.	1.9	0.8
Antric Klaiber	F/C	Sr.	0.7	1.0
Ed Tonella	G	Jr.	0.4	0.1
Richard Moore	G	Fr.	0.2	0.3
Ajou Ajou Deng	F	Fr.	did not play	
Beau Archibald	G/F	Jr.	did not play	
Justin Brown	C	Fr.	did not play	

Head Coach: Jim Calhoun

Associate Head Coach: Dave Leitao

Assistant Coaches: Karl Hobbs, Tom Moore

1998-99 Results (34-2, 16-2 BIG EAST)

Date	Opponent	Result
N15	Quinnipiac	W, 102-60
N19	Richmond	W, 77-57
N24	Hartford	W, 95-58
N27	Wagner	W, 111-46
D1	vs. Washington	W, 69-48
D5	Michigan State	W, 82-68
D9	at Massachusetts	W, 59-54
D12	at Pittsburgh	W, 70-69
D23	Fairfield	W, 102-67
D30	Villanova	W, 100-76
J2	Georgetown	W, 87-64
J6	at Boston College	W, 91-78
J9	at West Virginia	W, 80-45
J12	Notre Dame	W, 101-70
J16	Pittsburgh	W, 81-58
J20	at Miami	W, 70-68 (ot)
J23	Seton Hall	W, 62-47
J25	at Georgetown	W, 78-71
J30	at St. John's	W, 78-74
F1	Syracuse	L, 42-59
F6	at Stanford	W, 70-59
F10	Boston College	W, 66-50
F13	at Seton Hall	W, 53-48
F16	Rutgers	W, 77-64
F20	Miami	L, 71-73
F22	at Providence	W, 72-65
F28	at Syracuse	W, 70-58
<i>BIG EAST Championship</i>		
M4	vs. Seton Hall	W, 57-56
M5	vs. Syracuse	W, 71-50
M6	vs. St. John's	W, 82-63
<i>NCAA Championship</i>		
M11	vs. UT-San Antonio	W, 91-66
M13	vs. New Mexico	W, 78-56
M18	vs. Iowa	W, 78-68
M20	vs. Gonzaga	W, 67-62
M27	vs. Ohio State	W, 64-58
M29	vs. Duke	W, 77-74



VILLANOVA 1985 National Champions



Wildcats Roster

Player	Pos.	Cl.	Ppg	Rpg
Ed Pinckney	F/C	Sr.	15.6	8.9
Dwayne McClain	G/F	Sr.	14.8	4.1
Harold Pressley	F	Jr.	12.0	7.9
Gary McLain	G	Sr.	8.0	1.2
Dwight Wilbur	G	Jr.	7.5	2.0
Harold Jensen	G	So.	4.5	1.2
Chuck Everson	C	Jr.	3.3	1.5
Mark Plansky	F	Fr.	3.3	2.0
Connally Brown	F	So.	1.3	1.0
Wyatt Maker	C	So.	1.3	1.0
Veltra Dawson	G	Fr.	0.9	0.1
Steve Pinone	F	So.	0.6	0.6
Brian Harrington	G	Sr.	0.3	0.3
Roland Massimino	G	Jr.	0.1	0.2

Head Coach: Rollie Massimino

Assistant Coaches: Marty Marbach,
Steve Lappas, John Olive, Harry Booth

1984-85 Results (25-10, 9-7 BIG EAST)

Date	Opponent	Result
N24	at Vermont	W, 80-56
N28	at Marist	W, 56-51
D1	Temple	W, 68-65
D7	Monmouth	W, 77-62
D15	Penn	W, 80-67
D22	La Salle	W, 80-63
D28	vs. BYU	W, 91-61
D29	at Georgia	L, 68-75
J2	Syracuse	W, 82-70
J5	Connecticut	W, 70-59
J7	at St. John's	L, 71-76
J12	Georgetown	L, 50-52
J15	Boston College	W, 85-66
J19	at Seton Hall	W, 86-74
J21	Drexel	W, 63-55
J23	Providence	W, 65-57
J27	at Maryland	L, 74-77
J29	Pittsburgh	W, 70-63
F1	at Syracuse	L, 79-92
F5	at Connecticut	W, 79-71
F9	St. John's	L, 68-70
F11	at Georgetown	L, 50-57
F16	at Boston College	L, 61-62
F19	St. Joseph's	W, 47-44
F23	at Providence	W, 88-82
F27	Seton Hall	W, 80-75
M2	at Pittsburgh	L, 62-85
<i>BIG EAST Championship</i>		
M6	vs. Pittsburgh	W, 69-61
M7	vs. St. John's	L, 74-89
<i>NCAA Championship</i>		
M15	vs. Dayton	W, 51-49
M17	vs. Michigan	W, 59-55
M22	vs. Maryland	W, 46-43
M24	vs. North Carolina	W, 56-44
M30	vs. Memphis State	W, 52-45
A1	vs. Georgetown	W, 66-64



GEORGETOWN 1984 National Champions



Hoyas Roster

Player	Pos.	Cl.	Ppg	Rpg
Patrick Ewing	C	Jr.	16.4	10.0
David Wingate	G/F	So.	11.2	3.6
Michael Jackson	G	So.	10.2	1.7
Reggie Williams	G/F	Fr.	9.1	3.5
Bill Martin	G	Jr.	8.9	5.9
Horace Broadnax	G	So.	4.8	1.4
Michael Graham	F	Fr.	4.7	4.0
Gene Smith	G	Sr.	3.7	2.1
Fred Brown	G	Sr.	3.2	2.6
Ralph Dalton	F/C	Jr.	2.8	2.2
Clifton Dairsow	F	Fr.	1.7	1.4
Victor Morris	F	So.	did not play	

Head Coach: John Thompson

Assistant Coaches: Craig Esherick, Mike Riley

1983-84 Results (34-3, 14-2 BIG EAST)

Date	Opponent	Result
N25	at Hawaii-Hilo	W, 71-42
N27	at Hawaii-Hilo	W, 97-35
D1	Morgan State	W, 91-38
D3	St. Francis	W, 84-61
D6	St. Leo	W, 82-50
D10	at DePaul	L, 61-63
D14	South Carolina St.	W, 97-67
D18	American	W, 80-62
D21	Western Kentucky	W, 53-41
D28	Marshall	W, 82-71
D30	UNLV	W, 69-67 (ot)
J4	at Connecticut	W, 81-69
J7	Seton Hall	W, 74-63
J9	Monmouth	W, 74-54
J12	Villanova	L, 63-65 (2ot)
J18	Providence	W, 80-76
J21	St. John's	W, 83-61
J23	Boston College	W, 92-83
J28	at Pittsburgh	W, 63-52
J30	at Syracuse	W, 80-67
F4	Connecticut	W, 87-62
F9	Seton Hall	W, 78-54
F11	Brigham Young	W, 67-51
F15	at Villanova	W, 59-46
F18	at Providence	W, 59-38
F21	St. John's	L, 71-75
F25	at Boston College	W, 83-70
F29	Pittsburgh	W, 71-52
M3	Syracuse	W, 88-71
<i>BIG EAST Championship</i>		
M8	vs. Providence	W, 70-50
M9	vs. St. John's	W, 79-68
M10	vs. Syracuse	W, 82-71 (ot)
<i>NCAA Championship</i>		
M18	vs. Southern Methodist	W, 37-36
M23	vs. UNLV	W, 62-48
M25	vs. Dayton	W, 61-49
M31	vs. Kentucky	W, 53-40
A2	vs. Houston	W, 84-75

The BIG EAST in Postseason Play (All-Time)

Cincinnati

NCAA 58, 59 (FF), 60 (FF), 61 (CH), 62 (CH), 63 (FF-2nd), 66, 75, 76, 77, 92 (FF), 93 (RR), 94, 95, 96 (RR), 97, 98, 99, 00, 01, 02, 03, 04, 05
 NCAA Summary: 24 appearances, 40 wins, 21 losses
 NIT 51, 55 (FF-3rd), 57, 70, 74, 85, 90, 91, 06
 NIT Summary: 9 appearances, 7 wins, 9 losses
 CBI: 08
 CBI Summary: 1 appearance, 0 wins, 1 loss

Connecticut

NCAA 51, 54, 56, 57, 58, 59, 60, 63, 64 (RR), 65, 67, 76, 79, 90 (RR), 91, 92, 94, 95 (RR), 96, 98 (RR), 99 (CH), 00, 02 (RR), 03, 04 (CH), 05, 06 (RR), 08
 NCAA Summary: 28 appearances, 42 wins, 27 losses
 NIT 55, 74, 75, 80, 81, 82, 88 (CH), 89, 93, 97 (FF), 01
 NIT Summary: 11 appearances, 14 wins, 10 losses

DePaul

NCAA 43 (FF), 53, 56, 59, 60, 65, 76, 78, 79 (FF), 80, 81, 82, 84, 85, 86, 87, 88, 89, 91, 92, 00, 03
 NCAA Summary: 22 appearances, 53 wins, 34 losses
 NIT 40 (FF), 44 (FF-2nd), 45 (CH), 48, 61, 63, 64, 66, 83 (FF-2nd), 90, 94, 95, 99, 03, 05, 07
 NIT Summary: 16 appearances, 17 wins, 17 losses

Georgetown

NCAA 43 (2nd), 75, 76, 79, 80 (RR), 81, 82 (FF-2nd), 83, 84 (CH), 85 (FF-2nd), 86, 87 (RR), 88, 89 (RR), 90, 91, 92, 94, 95, 96 (RR), 97, 01, 06, 07 (FF), 08
 NCAA Summary: 24 appearances, 45 wins, 24 losses
 NIT 53, 70, 77, 78 (FF), 93 (2nd), 98, 99, 00, 03 (FF-2nd), 05
 NIT Summary: 10 appearances, 14 wins, 11 losses

Louisville

NCAA 51, 59 (FF), 61, 64, 67, 68, 72 (FF), 74, 75 (FF), 77, 78, 79, 80 (CH), 81, 82 (FF), 83 (FF), 84, 86 (CH), 88, 89, 90, 92, 93, 94, 95, 96, 97 (RR), 99, 00, 03, 04, 05 (FF), 07, 08 (RR)
 NCAA Summary: 34 appearances, 57 wins, 36 losses
 NIT 52, 53, 54, 55, 56 (CH), 66, 69, 70, 71, 73, 76, 85 (FF), 02, 06 (FF)
 NIT Summary: 14 appearances, 13 wins, 13 losses

Marquette

NCAA 55 (RR), 59, 61, 68, 69 (RR), 71, 72, 73, 74 (FF-2nd), 75, 76 (RR), 77 (CH), 78, 79, 80, 82, 83, 93, 94, 96, 97, 02, 03 (FF), 06, 07, 08
 NCAA Summary: 26 appearances, 33 wins, 27 losses
 NIT 56, 63, 67 (FF-2nd), 70 (CH), 81, 84, 85, 86, 87, 90, 95 (FF-2nd), 98, 00, 04, 05
 NIT Summary: 15 appearances, 21 wins, 14 losses

Notre Dame

NCAA 53 (RR), 54 (RR), 57, 58 (RR), 60, 63, 65, 69, 70, 71, 74, 75, 76, 77, 78 (FF), 79 (RR), 80, 81, 85, 86, 87, 88, 89, 90, 01, 02, 03, 07, 08
 NCAA Summary: 29 appearances, 30 wins, 32 losses
 NIT 68 (FF), 73 (FF-2nd), 83, 84 (FF-2nd), 92 (FF-2nd), 97, 00, 04, 05, 06
 NIT Summary: 10 appearances, 23 wins, 10 losses

Pittsburgh

NCAA 41 (FF), 57, 58, 63, 74 (RR), 81, 82, 85, 87, 88, 89, 91, 93, 01, 02, 03, 04, 05, 06, 07, 08
 NCAA Summary: 20 appearances, 18 wins, 21 losses
 NIT 64, 75, 80, 84, 86, 92, 97
 NIT Summary: 8 appearances, 6 wins, 8 losses

Providence

NCAA 64, 65 (RR), 66, 72, 73 (FF-4th), 74, 77, 78, 87 (FF), 89, 90, 94, 97 (RR), 01, 04
 NCAA Summary: 15 appearances, 14 wins, 16 losses
 NIT 59 (FF), 60 (FF-2nd), 61 (CH), 62, 63 (CH), 64, 67, 71 (FF-2nd), 75, 76, 86, 91, 93 (FF), 95, 96, 99, 03, 07
 NIT Summary: 18 appearances, 30 wins, 18 losses

Rutgers

NCAA 75, 76 (FF), 79, 83, 89, 91
 NCAA Summary: 6 appearances, 5 wins, 7 losses
 NIT 67 (FF), 69, 73, 74, 77, 78, 82, 90, 92, 99, 00, 02, 04 (FF-2nd), 06
 NIT Summary: 14 appearances, 16 wins, 14 losses

St John's

NCAA 51 (RR), 52 (FF-2nd), 61, 67, 68, 69, 73, 76, 77, 78, 79 (RR), 80, 82, 83, 84, 85 (FF), 86, 87, 88, 90, 91 (RR), 92, 93, 98, 99 (RR), 00, 02
 NCAA Summary: 27 appearances, 27 wins, 29 losses
 NIT 39 (FF), 40, 43 (CH), 44 (CH), 45 (FF), 46, 47, 49, 50 (FF), 51 (FF), 52, 53 (FF-2nd), 58 (FF), 59 (CH), 60, 62 (FF-2nd), 65 (CH), 66, 70 (FF-2nd), 71, 72 (FF), 74, 75 (FF), 81, 89 (CH), 95, 03 (CH)
 NIT Summary: 27 appearances, 46 wins, 29 losses

Seton Hall

NCAA 88, 89 (FF-2nd), 91 (RR), 92, 93, 94, 00, 04, 06
 NCAA Summary: 9 appearances, 15 wins, 9 losses
 NIT 41 (FF), 51 (4th), 52, 53 (CH), 55, 56, 57, 74, 77, 87, 95, 98, 99, 01, 03
 NIT Summary: 15 appearances, 6 wins, 17 losses

USF

NCAA 90, 92
 NCAA Summary: 2 appearances, 0 wins, 2 losses
 NIT 81, 83, 85, 91, 95, 00, 02
 NIT Summary: 7 appearances, 4 wins, 5 losses

Syracuse

NCAA 57 (RR), 66 (RR), 73, 74, 75 (FF), 76, 77, 78, 79, 80, 83, 84, 85, 86, 87 (FF-2nd), 88, 89 (RR), 90, 91, 92, 94, 95, 96 (FF-2nd), 98, 99, 00, 01, 03 (CH), 04, 05, 06
 NCAA Summary: 32 appearances, 48 wins, 31 losses
 NIT 46, 50, 64, 67, 71, 72, 81 (FF-2nd), 82, 97, 02 (FF), 07, 08 (FF)
 NIT Summary: 12 appearances, 14 wins, 13 losses

Villanova

NCAA 39 (FF), 49, 51, 55, 62 (RR), 64, 69, 70 (RR), 71 (FF-2nd), 72, 78 (RR), 80, 81, 82 (RR), 83 (RR), 84, 85 (CH), 86, 88, 90, 91, 95, 96, 97, 99, 05, 06 (RR), 07, 08
 NCAA Summary: 29 appearances, 44 wins, 28 losses (1971 record voided)
 NIT 59, 60, 63 (FF), 65 (FF-2nd), 66 (FF), 67, 68, 77 (FF), 87, 89, 92, 94 (CH), 00, 01, 02, 03, 04
 NIT Summary: 17 appearances, 24 wins, 17 losses

West Virginia

NCAA 55, 56, 57, 58, 59 (FF-2nd), 60, 62, 63, 65, 67, 82, 83, 84, 86, 87, 89, 92, 98, 05 (RR), 06, 08
 NCAA Summary: 20 appearances, 20 wins, 21 losses
 NIT 42 (CH), 45, 46 (FF), 47 (2nd), 68, 81 (FF), 85, 88, 91, 93, 94, 97, 01, 04, 07 (CH)
 NIT Summary: 15 appearances, 21 wins, 15 losses

RR = Regional Runner-up (Final Eight)

FF = Final Four

CH = Champions

BIG EAST Teams in Postseason

	UC	UConn	DP	GU	UL	MU	ND	UP	PC	RU	SJU	SHU	USF	SU	VU	WVU
1980		NIT		NCAA (8)							NCAA			NCAA (16)		
1981		NIT		NCAA							NIT			NIT - 2nd		NCAA
1982		NIT		Final Four - 2nd							NCAA			NIT		NCAA (8)
1983				NCAA							NCAA (16)			NCAA		NCAA (8)
1984				Final Four - 1st				NIT			NCAA			NCAA (16)		NCAA
1985				Final Four - 2nd				NCAA			Final Four			NCAA		Final Four - 1st
1986				NCAA				NIT			NCAA			NCAA		NCAA
1987				NCAA (8)				NCAA	Final Four		NCAA	NIT		Final Four - 2nd		NIT
1988		NIT - 1st		NCAA				NCAA			NCAA	NCAA		NCAA		NCAA (8)
1989		NIT		NCAA (8)				NCAA			NIT - 1st	Final Four - 2nd		NCAA (8)		NIT
1990		NCAA (8)		NCAA				NCAA			NCAA			NCAA (16)		NCAA
1991		NCAA (16)		NCAA				NCAA			NCAA (8)	NCAA (8)		NCAA		NCAA
1992		NCAA		NCAA				NIT			NCAA	NCAA (16)		NCAA		NIT
1993		NIT		NIT - 2nd				NCAA	NIT - 4th		NCAA					
1994		NCAA (16)		NCAA					NCAA			NCAA		NCAA (16)		NIT - 1st
1995		NCAA (8)		NCAA (16)					NIT		NIT			NCAA		NCAA
1996		NCAA (16)		NCAA (8)					NIT					Final Four - 2nd		NCAA
1997		NIT - 3rd		NCAA				NIT	NCAA (8)					NIT		NIT
1998		NCAA (8)		NIT							NCAA			NCAA (16)		NCAA (16)
1999		Final Four - 1st		NIT					NIT		NIT	NIT		NCAA		NCAA
2000		NCAA		NIT					NIT		NIT	NCAA (16)		NCAA (16)		NIT
2001		NIT		NCAA (16)				NIT	NCAA					NCAA		NIT
2002		NCAA (8)						NCAA (16)	NCAA		NCAA			NIT		
2003		NCAA (16)		NIT - 2nd				NCAA (16)	NIT		NIT			Final Four - 1st		NIT
2004		Final Four - 1st						NIT	NCAA (16)		NIT - 2nd			NCAA (16)		NIT
2005		NCAA		NIT				NIT	NCAA					NCAA		NIT
2006	NIT (8)	NCAA (8)		NCAA (16)		NIT - 3rd	NCAA	NIT	NCAA					NCAA	NCAA (16)	NCAA (8)
2007			NIT (8)	Final Four - 2nd			NCAA	NCAA	NCAA					NCAA	NCAA (8)	NCAA (16)
2008	CBI	NCAA		NCAA		NCAA (8)	NCAA	NCAA	NCAA					NIT	NCAA (16)	NCAA (16)

NCAA (16) - NCAA Regional Semifinals (Final 16) - NCAA (8) - NCAA Regional Finals (Final 8) - NIT (8) - NIT Quarterfinals

The BIG EAST in Postseason Play (238-145 in the NAAs)



Jonathan Wallace, Georgetown

2007-08

NCAA Record: 11-8

NIT Record: 2-1

CBI record: 0-1

CBI Cincinnati
NCAA Connecticut
NCAA Georgetown

NCAA Louisville

NCAA Marquette

NCAA Notre Dame

NCAA Pittsburgh

NIT Syracuse

NCAA Villanova

NCAA West Virginia

Bradley (1st Round, Peoria, Ill.)
San Diego (West Regional, 1st Round, Tampa, Fla.)
UMBC (Midwest Regional, 1st Round, Raleigh, N.C.)
Davidson (Midwest Regional, 2nd Round, Raleigh, N.C.)
Boise State (East Regional, 1st Round, Birmingham, Ala.)
Oklahoma (East Regional, 2nd Round, Birmingham, Ala.)
Tennessee (East Regional, Regional Semifinals, Charlotte, N.C.)
North Carolina (East Regional, Regional Final, Charlotte, N.C.)
Kentucky (South Regional, 1st Round, Anaheim, Calif.)
Stanford (South Regional, 2nd Round, Anaheim, Calif.)
George Mason (East Regional, 1st Round, Denver, Colo.)
Washington State (East Regional, 2nd Round, Denver, Colo.)
Oral Roberts (South Regional, 1st Round, Denver, Colo.)
Michigan State (South Regional, 2nd Round, Denver, Colo.)
Robert Morris (1st Round, Syracuse, N.Y.)
Maryland (2nd Round, Syracuse, N.Y.)
Massachusetts (Quarterfinals, Syracuse, N.Y.)
Clemson (Midwest Regional, 1st Round, Tampa, Fla.)
Siena (Midwest Regional, 2nd Round, Tampa, Fla.)
Kansas (Midwest Regional, Regional Semifinals, Detroit, Mich.)
Arizona (West Regional, 1st Round, Washington, D.C.)
Duke (West Regional, 2nd Round, Washington, D.C.)
Xavier (West Regional, Regional Semifinals, Phoenix, Ariz.)

L, 67-70
L, 69-70 OT
W, 66-47
L, 70-74
W, 79-69
W, 78-48
W, 79-60
L, 73-83
W, 74-66
L, 81-82 OT
W, 68-50
L, 41-61
L, 82-63
L, 54-65
W, 87-81
W, 88-72
L, 77-81
W, 75-69
W, 84-72
L, 57-72
W, 75-65
W, 73-67
L, 75-79 OT

Final 16: Louisville, Villanova, West Virginia

Final 8: Louisville

2006-07

NCAA Record: 7-6

NIT Record: 9-3

NIT DePaul

NCAA Georgetown

NCAA Louisville

NCAA Marquette

NCAA Notre Dame

NCAA Pittsburgh

NIT Providence

NIT Syracuse

NCAA Villanova

NIT West Virginia

Hofstra (West Region, 1st Round, Chicago, Ill.)
Kansas State (West Region, 2nd Round, Manhattan, Kan.)
Air Force (Quarterfinal Round, USAFA, Colo.)
Belmont (East Regional, 1st Round, Winston-Salem, N.C.)
Boston College (East Regional, 2nd Round, Winston-Salem, N.C.)
Vanderbilt (East Regional, Regional Semifinals, East Rutherford, N.J.)
North Carolina (East Regional, Regional Final, East Rutherford, N.J.)
Ohio State (Final Four, National Semifinal, Atlanta, Ga.)
Stanford (South Regional, 1st Round, Lexington, Ky.)
Texas A&M (South Regional, 2nd Round, Lexington, Ky.)
Michigan State (East Regional, 1st Round, Winston-Salem, N.C.)
Winthrop (Midwest Regional, 1st Round, Spokane, Wash.)
Wright State (West Regional, 1st Round, Buffalo, N.Y.)
Virginia Commonwealth (West Regional, 2nd Round, Buffalo, N.Y.)
UCLA (West Regional, Regional Semifinal, San Jose, Calif.)
Bradley (North Region, 1st Round, Peoria, Ill.)
South Alabama (South Region, 1st Round, Syracuse, N.Y.)
San Diego State (South Region, 2nd Round, Syracuse, N.Y.)
Clemson (Quarterfinal Round, Clemson, S.C.)
Kentucky (West Regional, 1st Round, Chicago, Ill.)
Delaware State (East Region, 1st Round, Morgantown, W.Va.)
Massachusetts (East Region, 2nd Round, Morgantown, W.Va.)
North Carolina State (Quarterfinal Round, Morgantown, W.Va.)
Mississippi State (Semifinal, New York, N.Y.)
Clemson (Final, New York, N.Y.)

W, 83-71
W, 70-65
L, 51-52
W, 80-55
W, 62-55
W, 66-65
W, 96-84 OT
L, 60-67
W, 78-58
L, 69-72
L, 49-61
L, 64-74
W, 79-58
W, 84-79 OT
L, 55-64
L, 78-90 OT
W, 79-73
W, 80-64
L, 70-74
L, 58-67
W, 74-50
W, 90-77
W, 71-66
W, 63-62
W, 78-73

Final 16: Georgetown, Pittsburgh

Final 8: Georgetown

Final 4: Georgetown

2005-06

NCAA Record: 11-8

NIT Record: 7-4

NIT Cincinnati

NCAA Connecticut

NCAA Georgetown

NIT Louisville

NCAA Marquette

NIT Notre Dame

NCAA Pittsburgh

NIT Rutgers

NCAA Seton Hall

NCAA Syracuse

NCAA Villanova

NCAA West Virginia

Charlotte (1st Round, Cincinnati, Ohio)
Minnesota (2nd Round, Cincinnati, Ohio)
South Carolina (Quarterfinals, Cincinnati, Ohio)
Albany (Washington D.C. Regional, 1st Round, Philadelphia, Pa.)
Kentucky (Washington D.C. Regional, 2nd Round, Philadelphia, Pa.)
Washington (Washington D.C. Regional, Regional Semifinals, Washington D.C.)
George Mason (Washington D.C. Regional, Regional Finals, Washington D.C.)
Northern Iowa (Minneapolis Regional, 1st Round, Philadelphia, Pa.)
Ohio State (Minneapolis Regional, 2nd Round, Philadelphia, Pa.)
Florida (Minneapolis Regional, Regional Semifinals, Minneapolis, Minn.)
Delaware State (1st Round, Louisville, Ky.)
Clemson (2nd Round, Louisville, Ky.)
Missouri State (Quarterfinals, Louisville, Ky.)
South Carolina (Semifinals, New York, N.Y.)
Alabama (Oakland Regional, 1st Round, San Diego, Calif.)
Vanderbilt (1st Round, Notre Dame, Ind.)
Michigan (2nd Round, Ann Arbor, Mich.)
Kent State (Oakland Regional, 1st Round, Auburn Hills, Mich.)
Bradley (Oakland Regional, 2nd Round, Auburn Hills, Mich.)
Penn State (Opening Round, University Park, Pa.)
St. Joseph's (1st Round, Philadelphia, Pa.)
Wichita State (Washington D.C. Regional, 1st Round, Greensboro, N.C.)
Texas A&M (Atlanta Regional, 1st Round, Jacksonville, Fla.)
Monmouth (Minneapolis Regional, 1st Round, Philadelphia, Pa.)
Arizona (Minneapolis Regional, 2nd Round, Philadelphia, Pa.)
Boston College (Minneapolis Regional, Regional Semifinals, Minneapolis, Minn.)
Florida (Minneapolis Regional, Regional Finals, Minneapolis, Minn.)
Southern Illinois (Atlanta Regional, 1st Round, Auburn Hills, Mich.)
NW State (Atlanta Regional, 2nd Round, Auburn Hills, Mich.)
Texas (Atlanta Regional, Regional Semifinals, Atlanta, Ga.)

W, 86-80
W, 76-62
L, 62-65
W, 72-59
W, 87-83
W, 98-92 OT
L, 84-86 OT
W, 54-49
W, 70-52
L, 53-57
W, 71-54
W, 74-68
W, 74-56
L, 63-78
L, 85-90
W, 79-69
L, 84-87 OT
W, 79-64
L, 66-72
W, 76-71
L, 62-71
L, 66-86
L, 58-66
W, 58-45
W, 82-78
W, 60-59 OT
L, 62-75
W, 64-46
W, 67-54
L, 71-74

Final 16: Georgetown, West Virginia

Final 8: Connecticut, Villanova



Hilton Armstrong, Connecticut



Mike Gansley, West Virginia

The BIG EAST in Postseason Play (238-145 in the NAAs)

2004-05

NCAA Record: 7-6

NIT Record: 2-2

NCAA	Boston College	Pennsylvania (Chicago Region, 1st Round, Cleveland, Ohio)	W,	85-65
		Wisconsin-Milw. (Chicago Region, 2nd Round, Cleveland, Ohio)	L,	75-83
NCAA	Connecticut	Central Florida (Syracuse Region, 1st Round, Worcester, Mass.)	W,	77-71
		NC State (Syracuse Region, 1st Round, Worcester, Mass.)	L,	62-65
NIT	Georgetown	Boston University (1st Round, Washington, D.C.)	W,	64-34
		Cal-State Fullerton (2nd Round, Washington, D.C.)	W,	74-57
		South Carolina (Quarterfinals, Columbia, S.C.)	L,	66-69
NIT	Notre Dame	Holy Cross (1st Round, Notre Dame, Ind.)	L,	73-78
NCAA	Pittsburgh	Pacific (Albuquerque Region 1st Round, Boise, Idaho)	L,	71-79
NCAA	Syracuse	Vermont (Austin Region, 1st Round, Worcester, Mass.)	L,	57-60
NCAA	Villanova	New Mexico (Syracuse Region, 1st Round, Nashville, Tenn.)	W,	55-47
		Florida (Syracuse Region, 2nd Round, Nashville, Tenn.)	W,	76-65
		North Carolina (Syracuse Region, Regional Semifinals, Syracuse, N.Y.)	L,	66-67
NCAA	West Virginia	Creighton (Albuquerque Region, 1st Round, Cleveland, Ohio)	W,	63-61
		Wake Forest (Albuquerque Region, 2nd Round, Cleveland, Ohio)	W,	111-105 OT
		Texas Tech (Albuquerque Region, Regional Semifinals, Albuquerque, N.M.)	W,	65-60
		Louisville (Albuquerque Region, Regional Finals, Albuquerque, N.M.)	L,	85-93 OT

Final 16: Villanova
Final 8: West Virginia

2003-04

NCAA Record: 12-5

NIT Record: 10-4 (including two games between BIG EAST teams)

NCAA	Boston College	Utah (St. Louis Region 1st Round, Milwaukee, Wis.)	W,	58-51
		Georgia Tech (St. Louis Region 2nd Round, Milwaukee, Wis.)	L,	54-57
NCAA	Connecticut	Vermont (Phoenix Region 1st Round, Buffalo, N.Y.)	W,	70-53
		DePaul (Phoenix Region 2nd Round, Buffalo, N.Y.)	W,	72-55
		Vanderbilt (Phoenix Region Semifinal, Phoenix, Ariz.)	W,	73-53
		Alabama (Phoenix Region Final, Phoenix, Ariz.)	W,	87-71
		Duke (Final Four, San Antonio, Texas)	W,	79-78
		Georgia Tech (Final Four, San Antonio, Texas)	W,	82-73 -1st
NIT	Notre Dame	Purdue (1st Round, Notre Dame, Ind.)	W,	71-59
		Saint Louis (2nd Round, Ft. Wayne, Ind.)	W,	77-66
		Oregon (Quarterfinals, Notre Dame, Ind.)	L,	61-65
NCAA	Pittsburgh	UCF (East Rutherford Region 1st Round, Milwaukee, Wis.)	W,	53-44
		Wisconsin (East Rutherford Region 2nd Round, Milwaukee, Wis.)	W,	59-55
		Oklahoma State (East Rutherford Region Semifinal, E. Rutherford, N.J.)	L,	51-63
NCAA	Providence	Pacific (St. Louis Region 1st Round, Kansas City, Mo.)	L,	58-66
NIT	Rutgers	Temple (1st Round, Piscataway, N.J.)	W,	76-71
		West Virginia (2nd Round, Piscataway, N.J.)	W,	67-64
		Villanova (Quarterfinals, Piscataway, N.J.)	W,	72-60
		Iowa State (Semifinals, MSG, New York, N.Y.)	W,	84-81 OT
		Michigan (Championships, MSG, New York, N.Y.)	L,	55-62 -2nd
NCAA	Seton Hall	Arizona (Atlanta Region 1st Round, Raleigh, N.C.)	W,	80-76
		Duke (Atlanta Region 2nd Round, Raleigh, N.C.)	L,	62-90
NCAA	Syracuse	BYU (Phoenix Region 1st Round, Denver, Colo.)	W,	80-75
		Maryland (Phoenix Region 2nd Round, Denver, Colo.)	W,	72-70
		Alabama (Phoenix Region Semifinal, Phoenix, Ariz.)	L,	71-80
NIT	Villanova	Drexel (1st Round, Villanova, Pa.)	L,	70-85
		Virginia (2nd Round, Villanova, Pa.)	W,	72-63
		Rutgers (Quarterfinals, Piscataway, N.J.)	L,	60-72
NIT	West Virginia	Kent State (Opening Round, Kent, Ohio)	W,	65-54
		Rhode Island (1st Round, Morgantown, W.Va.)	W,	79-72
		Rutgers (2nd Round, Piscataway, N.J.)	L,	64-67

Final 16: Connecticut, Pittsburgh, Syracuse **Final 8: Connecticut**
Final Four: Connecticut **Champion: Connecticut**

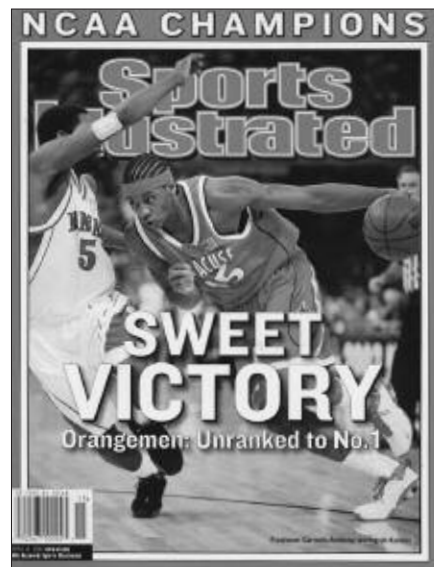
2002-03

NCAA Record: 12-3

NIT Record: 12-5 (including two games between BIG EAST teams)

NIT	Boston College	Fairfield (Opening Round, Bridgeport, Conn.)	W	90-78
		Temple (1st Round, Philadelphia, Pa.)	L	62-75
NCAA	Connecticut	BYU (South Region 1st Round, Spokane, Wash.)	W	58-53
		Stanford (South Region 2nd Round, Spokane, Wash.)	W	85-74
		Texas (South Region Semifinal, San Antonio, Texas)	L	78-82
NIT	Georgetown	Tennessee (1st Round, Knoxville, Tenn.)	W	70-60
		Providence (2nd Round, Providence, R.I.)	W	67-58
		North Carolina (Quarterfinals, Chapel Hill, N.C.)	W	79-74
		Minnesota (Semifinals, MSG, New York, N.Y.)	W	88-7
		St. John's (Championship, MSG, New York, N.Y.)	L	67-70 -
2nd				
NCAA	Notre Dame	UW-Milwaukee (West Region 1st Round, Indianapolis, Ind.)	W	70-69
		Illinois (West Region 2nd Round, Indianapolis, Ind.)	W	68-60
		Arizona (West Region Semifinal, Anaheim, Calif.)	L	71-88
NCAA	Pittsburgh	Wagner (Midwest Region 1st Round, Boston, Mass.)	W	87-61
		Indiana (Midwest Region 2nd Round, Boston, Mass.)	W	74-52
		Marquette (Midwest Region Semifinal, Minneapolis, Minn.)	L	74-77
NIT	Providence	Richmond (Opening Round, Richmond, Va.)	W	67-49
		College of Charleston (1st Round, Providence, R.I.)	W	69-64
		Georgetown (2nd Round, Providence, R.I.)	L	58-67
NIT	St. John's	Boston University (1st Round, Jamaica, N.Y.)	W	62-57
		Virginia (2nd Round, Jamaica, N.Y.)	W	73-63
		UAB (Quarterfinals, Jamaica, N.Y.)	W	79-71
		Texas Tech (Semifinals, MSG, New York, N.Y.)	W	64-63
		Georgetown (Championship, MSG, New York, N.Y.)	W	70-67 - 1st
NIT	Seton Hall	Rhode Island (1st Round, Kingston, R.I.)	L	60-61
NCAA	Syracuse	Manhattan (East Region 1st Round, Boston, Mass.)	W	76-65
		Oklahoma State (East Region 2nd Round, Boston, Mass.)	W	68-56
		Auburn (East Region Semifinal, Albany, N.Y.)	W	79-78
		Oklahoma (East Region Final, Albany, N.Y.)	W	63-47
		Texas (Final Four, New Orleans, La.)	W	95-84
		Kansas (Final Four, New Orleans, La.)	W	81-78 - 1st
NIT	Villanova	Siena (Opening Round, Albany, N.Y.)	L	59-74

Final 16: Connecticut, Notre Dame, Pittsburgh, Syracuse
Final 8: Syracuse
Final Four: Syracuse
Champion: Syracuse



The BIG EAST in Postseason Play (238-145 in the NAAs)



Caron Butler, Connecticut

2001-02

NCAA Record: 6-6

NIT Record: 5-4

NCAA Boston College
NCAA Connecticut

NCAA Miami
NCAA Notre Dame

NCAA Pittsburgh

NIT Rutgers
NCAA St. John's
NIT Syracuse

NIT Villanova

Texas (Midwest Region 1st Round, Dallas, Texas) L 57-70
Hampton (East Region 1st Round, Washington, D.C.) W 78-67
NC State (East Region 2nd Round, Washington, D.C.) W 77-74
Southern Illinois (East Region Semifinal, Syracuse, N.Y.) W 71-59
Maryland (East Region Final, Syracuse, N.Y.) L 82-90
Missouri (West Region 1st Round, Albuquerque, N.M.) L 80-93
Charlotte (South Region 1st Round, Greenville, S.C.) W 82-63
Duke (South Region 2nd Round, Greenville, S.C.) L 77-84
Central Connecticut (South Region 1st Round, Pittsburgh, Pa.) W 71-54
California (South Region 2nd Round, Pittsburgh, Pa.) W 63-50
Kent State (South Region Semifinal, Lexington, Ky.) L 73-78 OT
Yale (1st Round, Piscataway, N.J.) L 65-67
Wisconsin (East Region 1st Round, Washington, D.C.) L 70-80
St. Bonaventure (1st Round, Syracuse, N.Y.) W 82-75
Butler (2nd Round, Syracuse, N.Y.) W 76-66
Richmond (3rd Round, Richmond, Va.) W 66-65 OT
South Carolina (Semifinals, MSG, New York, N.Y.) W 62-46
Temple (Consolation, MSG, New York, N.Y.) L 59-66
Manhattan (1st Round, Villanova, Pa.) L 54-65
Louisiana Tech (2nd Round, Villanova, Pa.) W 84-69
Temple (3rd Round, Philadelphia, Pa.) W 67-64
L 57-63

Final 16: Pittsburgh
Final 8: Connecticut

2000-01

NCAA Record: 5-5

NIT Record: 2-6

NCAA Boston College

NIT Connecticut

NCAA Georgetown

NIT Miami
NCAA Notre Dame

NIT Pittsburgh

NCAA Providence
NIT Seton Hall
NCAA Syracuse

NIT Villanova
NIT West Virginia

Southern Utah (East Region 1st Round, Uniondale, NY.) W 68-65
USC (East Region 2nd Round, Uniondale, N.Y.) L 71-74
South Carolina (1st Round, Storrs, Conn.) W 72-65
Detroit (2nd Round, Storrs, Conn.) L 61-67
Arkansas (West Region 1st Round, Boise, Idaho) W 63-61
Hampton (West Region 2nd Round, Boise, Idaho) W 76-57
Maryland (West Region Semifinal, Anaheim, Calif.) L 66-76
Auburn (1st Round, Auburn, Ala.) L 58-60
Xavier (Midwest Region 1st Round, Kansas City, Mo.) W 83-71
Mississippi (Midwest Region 2nd Round, Kansas City, Mo.) W 56-59
St. Bonaventure (1st Round, Pittsburgh, Pa.) W 84-75
Mississippi State (2nd Round, Pittsburgh, Pa.) L 61-66
Penn State (South Region 1st Round, New Orleans, La.) L 59-69
Alabama (1st Round, Tuscaloosa, Ala.) L 79-85
Hawaii (Midwest Region 1st Round, Dayton, Ohio) W 79-69
Kansas (Midwest Region 2nd Round, Dayton, Ohio) L 58-87
Minnesota (1st Round, Minneapolis, Minn.) L 78-87
Richmond (1st Round, Richmond, Va.) L 56-79

Final 16: Georgetown

1999-00

NCAA Record: 8-5

NIT Record: 6-4

NCAA Connecticut

NIT Georgetown

NCAA Miami

NIT Notre Dame

NIT Rutgers
NCAA St. John's

NCAA Seton Hall

NCAA Syracuse

NIT Villanova

Utah State (South Region 1st Round, Birmingham, Ala.) W 75-67
Tennessee (South Region 2nd round, Birmingham, Ala.) L 51-65
Virginia (1st Round, Charlottesville, Va.) W 115-111 3OT
California (2nd Round, Berkeley, Calif.) L 49-60
Arkansas (South Region 1st Round, Nashville, Tenn.) W 75-71
Ohio State (South Region 2nd Round, Nashville, Tenn.) W 75-62
Tulsa (South Region Semifinal, Austin, Texas) L 71-80
Michigan (1st Round, Notre Dame, Ind.) W 75-65
Xavier (2nd Round, Notre Dame, Ind.) W 76-64
BYU (3rd Round, Notre Dame, Ind.) W 64-52
Penn State (Semifinals, MSG, New York, N.Y.) W 73-52
Wake Forest (Championship, MSG, New York, N.Y.) L 61-71
Kent State (1st Round, Kent, Ohio) L 62-73
Northern Arizona (West Region 1st Round, Tucson, Ariz.) W 61-56
Gonzaga (West Region 2nd Round, Tucson, Ariz.) L 76-82
Oregon (East Region 1st Round, Buffalo, N.Y.) W 72-71 OT
Temple (East Region 2nd Round, Buffalo, N.Y.) W 67-65 OT
Oklahoma State (East Region Semifinal, Syracuse, N.Y.) L 66-68
Samford (Midwest Region 1st Round, Cleveland, Ohio) W 79-65
Kentucky (Midwest Region 2nd Round, Cleveland, Ohio) W 52-50
Mich. State (Midwest Region Semifinal, Auburn Hills, Mich.) L 58-75
Delaware (1st Round, Villanova, Pa.) W 72-63
Kent State (2nd Round, Villanova, Pa.) L 67-81

Final 16: Miami, Seton Hall, Syracuse



Kevin Braswell, Georgetown



Jason Hart, Syracuse

The BIG EAST in Postseason Play (238-145 in the NAAs)

1998-99

NCAA Record: 10-4

NIT Record: 1-4

NCAA Connecticut

Texas-San Antonio (West Region 1st Round, Denver, Colo.)
New Mexico (West Region 2nd Round, Denver, Colo.)
Iowa (West Region Semifinal, Phoenix, Ariz.)
Gonzaga (West Region Final, Phoenix, Ariz.)
Ohio State (Final Four, St. Petersburg, Fla.)
Duke (Final Four, St. Petersburg, Fla.)
Princeton (1st Round, Princeton, N.J.)
Lafayette (East Region 1st Round, Boston, Mass.)
Purdue (East Region 2nd Round, Boston, Mass.)
NC State (1st Round, Raleigh, N.C.)
Hofstra (1st Round, Piscataway, N.J.)
Clemson (2nd Round, Piscataway, N.J.)
Samford (South Region 1st Round, Orlando, Fla.)
Indiana (South Region 2nd Round, Orlando, Fla.)
Maryland (South Region Semifinal, Knoxville, Tenn.)
Ohio State (South Region Final, Knoxville, Tenn.)
Old Dominion (1st Round, Norfolk, Va.)
Oklahoma St. (South Region 1st Round, Indianapolis, Ind.)
Mississippi (Midwest Region 1st Round, Milwaukee, Wis.)

W 91-66
W 78-56
W 76-68
W 67-62
W 64-58
W 77-74 - 1st
L 47-54
W 75-54
L 63-73
L 86-92
W 58-45
L 68-78
W 69-43
W 86-61
W 76-62
L 74-77
L 56-75
L 61-69
L 70-72

NIT Georgetown

NCAA Miami

NIT Providence

NIT Rutgers

NCAA St. John's

NIT Seton Hall

NCAA Syracuse

NCAA Villanova

Final 16: Connecticut, St. John's

Final 8: Connecticut, St. John's

Final Four: Connecticut

Champion: Connecticut

1997-98

NCAA Record: 7-5

NIT Record: 1-2

NCAA Connecticut

Fairleigh Dickinson (East Region 1st Round, Washington, D.C.)
Indiana (East Region 2nd Round, Washington, D.C.)
Washington (East Region Semifinal, Greensboro, N.C.)
North Carolina (East Region Final, Greensboro, N.C.)
Florida (1st round, Gainesville, Fla.)
Georgia Tech (2nd Round, Atlanta, Ga.)
UCLA (South Region 1st Round, Atlanta, Ga.)
Detroit (Midwest Region 1st Round, Chicago, Ill.)
Georgia Tech (1st Round, Atlanta, Ga.)
Iona (South Region 1st Round, Lexington, Ky.)
New Mexico (South Region 2nd Round, Lexington, Ky.)
Duke (South Region Semifinal, St. Petersburg, Fla.)
Temple (West Region 1st Round, Boise, Idaho)
Cincinnati (West Region 2nd Round, Boise, Idaho)
Utah (West Region Semifinal, Anaheim, Calif.)

W 93-85
W 78-68
W 75-74
L 64-75
W 71-69
L 79-80 OT
L 62-65
L 64-66
L 78-88
W 63-61
W 56-46
L 67-80
W 82-52
W 75-74
L 62-65

NIT Georgetown

NCAA Miami

NCAA St. John's

NIT Seton Hall

NCAA Syracuse

NCAA West Virginia

Final 16: Connecticut, Syracuse, West Virginia

Final 8: Connecticut

1996-97

NCAA Record: 5-4

NIT Record: 9-6

NCAA Boston College

Valparaiso (West Region 1st Round, Salt Lake City, Utah)
St. Joseph's (West Region 2nd Round, Salt Lake City, Utah)
Iona (1st round, Storrs, Conn.)
Bradley (2nd round, Storrs, Conn.)
Nebraska (Quarterfinals, Storrs, Conn.)
Florida State (Semifinals, MSG, New York, N.Y.)
Arkansas (Consolation, MSG, New York, N.Y.)
Charlotte (West Region 1st Round, Tucson, Ariz.)
Michigan (1st round, Ann Arbor, Mich.)
Oral Roberts (1st round, Notre Dame, Ind.)
Texas Christian (2nd round, Notre Dame, Ind.)
Michigan (Quarterfinals, Notre Dame, Ind.)
New Orleans (1st round, Pittsburgh, Pa.)
Arkansas (2nd round, Fayetteville, Ark.)
Marquette (Southeast Region 1st Round, Charlotte, N.C.)
Duke (Southeast Region 2nd Round, Charlotte, N.C.)
Chattanooga (Southeast Region Semifinal, Birmingham, Ala.)
Arizona (Southeast Region Final, Birmingham, Ala.)
Florida State (1st round, Syracuse, N.Y.)
Long Island (East Region 1st Round, Winston-Salem, N.C.)
California (East Region 2nd Round, Winston-Salem, N.C.)
Bowling Green (1st round, Morgantown, W. Va.)
NC State (2nd round, Raleigh, N.C.)
Florida State (Quarterfinals, Morgantown, W. Va.)

W 73-66
L 77-81 OT
W 71-66
W 63-47
W 76-67
L 65-71 OT
W 74-64
L 67-79
L 73-76
W 74-58
W 82-72
L 66-67
W 82-63
L 71-76
W 81-59
W 98-87
W 71-65
L 92-96 OT
L 67-82
W 101-91
L 68-75
W 98-95
W 76-73
L 71-76

NIT Connecticut

NCAA Georgetown

NIT Miami

NIT Notre Dame

NIT Pittsburgh

NCAA Providence

NIT Syracuse

NCAA Villanova


NIT West Virginia

Final 16: Providence

Final 8: Providence



Richard Hamilton, Connecticut



Austin Croshere, Providence



The BIG EAST in Postseason Play (238-145 in the NAAs)



Todd Burgan, Syracuse

1995-96

NCAA Record: 12-5

NIT Record: 1-1

NCAA	Boston College	Indiana (Southeast Region 1st Round, Orlando, Fla.)	W 64-51
		Georgia Tech (Southeast Region 2nd Round, Orlando, Fla.)	L 89-103
NCAA	Connecticut	Colgate (Southeast Region 1st Round, Indianapolis, Ind.)	W 68-59
		Eastern Michigan (Southeast Region 2nd Round, Indianapolis, Ind.)	W 95-81
NCAA	Georgetown	Mississippi State (Southeast Region Semifinal, Lexington, Ky.)	L 55-60
		Mississippi Valley State (East Region 1st Round, Richmond, Va.)	W 93-56
		New Mexico (East Region 2nd Round, Richmond, Va.)	W 73-62
		Texas Tech (East Region Semifinal, Atlanta, Ga.)	W 98-90
NIT	Providence	Massachusetts (East Region final, Atlanta, Ga.)	L 62-86
		Fairfield (1st round, New Haven, Conn.)	W 91-79
NCAA	Syracuse	St. Joseph's (2nd round, Providence, R.I.)	L 62-82
		Montana State (West Region 1st Round, Albuquerque, N.M.)	W 88-55
		Drexel (West Region 2nd Round, Albuquerque, N.M.)	W 69-58
		Georgia (West Region Semifinal, Denver, Colo.)	W 83-81 OT
		Kansas (West Region final, Denver, Colo.)	W 60-57
NCAA	Villanova	Mississippi State (Final Four, East Rutherford, N.J.)	W 77-69
		Kentucky (Final Four, East Rutherford, N.J.)	L 67-76 -2nd
		Portland (Midwest Region 1st Round, Milwaukee, Wis.)	W 92-58
		Louisville (Midwest Region 2nd Round, Milwaukee, Wis.)	L 64-68

Final 16: Connecticut, Georgetown, Syracuse

Final 8: Georgetown, Syracuse

Final Four: Syracuse

Championship Game: Syracuse

1994-95

NCAA Record: 6-4

NIT Record: 1-4

NCAA	Connecticut	Chattanooga (West Region 1st Round, Salt Lake City, Utah)	W 100-71
		Cincinnati (West Region 2nd Round, Salt Lake City, Utah)	W 96-91
		Maryland (West Region Semifinal, Oakland, Calif.)	W 99-89
		UCLA (West Region Final, Oakland, Calif.)	L 96-102
NCAA	Georgetown	Xavier (Southeast Region 1st Round, Tallahassee, Fla.)	W 68-63
		Weber State (Southeast Region 2nd Round, Tallahassee, Fla.)	W 53-51
		North Carolina (Southeast Region Semifinal, Birmingham, Ala.)	L 64-74
NIT	Miami	Penn State (1st Round, State College, Pa.)	L 56-62
NIT	Providence	College of Charleston (1st Round, Providence, R.I.)	W 72-67
		Virginia Tech (2nd Round, Providence, R.I.)	L 78-91
NIT	St. John's	South Florida (1st Round, Tampa, Fla.)	L 67-74
NIT	Seton Hall	Canisius (1st Round, Buffalo, N.Y.)	L 71-83
NCAA	Syracuse	Southern Illinois (Midwest Region 1st Round, Austin, Texas)	W 96-92
		Arkansas (Midwest Region 2nd Round, Austin, Texas)	L 94-96 OT
NCAA	Villanova	Old Dominion (East Region 1st Round, Albany, N.Y.)	L 81-89 3OT

Final 16: Georgetown, Connecticut

Final 8: Connecticut

1993-94

NCAA Record: 8-6

NIT Record: 5-0

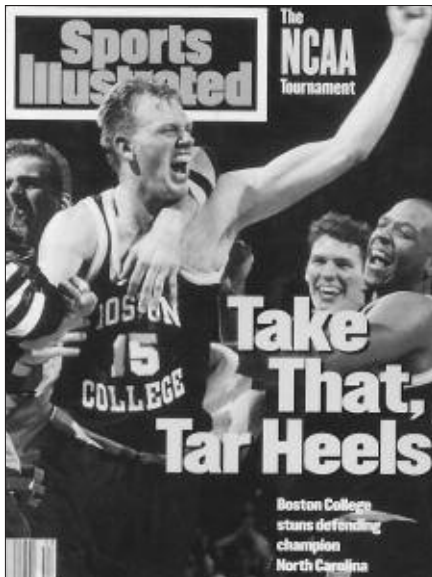
NCAA	Boston College	Washington State (East Region 1st Round, Landover, Md.)	W 67-64
		North Carolina (East Region 2nd Round, Landover, Md.)	W 75-72
		Indiana (East Region Semifinal, Miami, Fla.)	W 77-68
		Florida (East Region Final, Miami, Fla.)	L 66-74
NCAA	Connecticut	Rider (East Region 1st Round, Uniondale, N.Y.)	W 64-46
		George Washington (East Region 2nd Round, Uniondale, N.Y.)	W 75-63
NCAA	Florida (East Region Semifinal, Miami, Fla.)	Illinois (Midwest Region 1st Round, Oklahoma City, Okla.)	L 60-69 OT
NCAA	Georgetown	Arkansas (Midwest Region 2nd Round, Oklahoma City, Okla.)	W 84-77
		Alabama (Southeast Region 1st Round, Lexington, Ky.)	L 73-85
NCAA	Providence	Michigan State (Southeast Region 1st Round, St. Petersburg, Fla.)	L 70-76
NCAA	Seton Hall	Hawaii (West Region 1st Round, Ogden, Utah)	L 77-84
NCAA	Syracuse	UW-Green Bay (West Region 2nd Round, Ogden, Utah)	W 92-78
		Missouri (West Region Semifinal, Los Angeles, Calif.)	W 64-59
NIT	Villanova	Canisius (1st Round, Villanova, Pa.)	L 88-98 OT
		Duquesne (2nd Round, Pittsburgh, Pa.)	W 103-79
		Xavier (3rd Round, Villanova, Pa.)	W 82-67
		Siena (Semifinals, MSG, New York, N.Y.)	W 76-74
		Vanderbilt (Championship, MSG, New York, N.Y.)	W 66-58
			W 80-73 - 1st

Final 16: Connecticut, Syracuse, Boston College

Final 8: Boston College



Ray Allen, Connecticut



The BIG EAST in Postseason Play (238-145 in the NAAs)

1992-93

NCAA Record: 2-3

NIT Record: 9-5 (including one game between BIG EAST teams)

NIT	Boston College	Niagara (1st Round, Niagara, N.Y.)	W 87-83
		Rice (2nd Round, Chestnut Hill, Mass.)	W 101-68
		Providence (3rd Round, Chestnut Hill, Mass.)	L 58-75
NIT	Connecticut	Jackson State (1st Round, Storrs, Conn.)	L 88-90 OT
NIT	Georgetown	Arizona State (1st Round, Tempe, Ariz.)	W 78-68
		UTEP (2nd Round, Washington, D.C.)	W 71-44
		Miami, Ohio (3rd Round, Fairfax, Va.)	W 66-53
		UAB (Semifinals, MSG, New York, N.Y.)	W 45-41
		Minnesota (Championship, MSG, New York, N.Y.)	L 61-62
NCAA	Pittsburgh	Utah (Southeast Region 1st Round, Nashville, Tenn.)	L 65-86
NIT	Providence	James Madison (1st Round, Providence, R.I.)	W 73-61
		West Virginia (2nd Round, Providence, R.I.)	W 68-67
		Boston College (3rd Round, Chestnut Hill, Mass.)	W 75-58
		Minnesota (Semifinals, MSG, New York, N.Y.)	L 60-76
		UAB (Consolation, MSG, New York, N.Y.)	L 52-55
NCAA	St. John's	Texas Tech (East Region 1st Round, Winston-Salem, N.C.)	W 85-67
NCAA	Seton Hall	Arkansas (East Region 2nd Round, Winston-Salem, N.C.)	L 74-80
		Tennessee State (Southeast Region 1st Round, Orlando, Fla.)	W 81-59
		Western Kentucky (Southeast Region 2nd Round, Orlando, Fla.)	L 68-72

1991-92

NCAA Record: 4-4

NIT Record: 2-3

NIT	Boston College	Southern Illinois (1st Round, Chestnut Hill, Mass.)	W 78-69
		Rhode Island (2nd Round, Chestnut Hill, Mass.)	L 80-81 2OT
NCAA	Connecticut	Nebraska (Southeast Region 1st Round, Cincinnati, Ohio)	W 86-65
		Ohio State (Southeast Region 2nd Round, Cincinnati, Ohio)	L 55-78
NCAA	Georgetown	South Florida (West Region 1st Round, Boise, Idaho)	W 75-60
		Florida State (West Region 2nd Round, Boise, Idaho)	L 68-78
NIT	Pittsburgh	Penn State (1st Round, State College, Pa.)	W 67-65
		Florida (2nd Round, Pittsburgh, Pa.)	L 74-77
NCAA	St. John's	Tulane (Southeast Region 1st Round, Atlanta, Ga.)	L 57-61
NCAA	Seton Hall	La Salle (East Region 1st Round, Greensboro, N.C.)	W 78-76
		Missouri (East Region 2nd Round, Greensboro, N.C.)	W 88-71
		Duke (East Region Semifinal, Philadelphia, Pa.)	L 69-81
NCAA	Syracuse	Princeton (East Region 1st Round, Worcester, Mass.)	W 51-43
		Massachusetts (East Region 2nd Round, Worcester, Mass.)	L 71-77 OT
NIT	Villanova	Virginia (1st Round, Villanova, Pa.)	L 80-83

Final 16: Seton Hall

1990-91

NCAA Record: 11-7

NIT Record: 2-1

NCAA	Connecticut	LSU (Midwest Region 1st Round, Minneapolis, Minn.)	W 79-62
		Xavier (Midwest Region 2nd Round, Minneapolis, Minn.)	W 66-50
		Duke (Midwest Region Semifinal, Pontiac, Mich.)	L 67-81
NCAA	Georgetown	Vanderbilt (West Region 1st Round, Tucson, Ariz.)	W 70-60
		UNLV (West Region 2nd Round, Tucson, Ariz.)	L 54-62
NCAA	Pittsburgh	Georgia (Southeast Region 1st Round, Louisville, Ky.)	W 76-68 OT
		Kansas (Southeast Region 2nd Round, Louisville, Ky.)	L 66-77
NIT	Providence	James Madison (1st Round, Providence, R.I.)	W 98-93 2OT
		West Virginia (2nd Round, Providence, R.I.)	W 85-79
		Oklahoma (3rd Round, Providence, R.I.)	L 74-83
NCAA	St. John's	Northern Illinois (Midwest Region 1st Round, Dayton, Ohio)	W 75-68
		Texas (Midwest Region 2nd Round, Dayton, Ohio)	W 84-76
		Ohio State (Midwest Region Semifinal, Pontiac, Mich.)	W 91-74
		Duke (Midwest Region Final, Pontiac, Mich.)	L 61-78
NCAA	Seton Hall	Pepperdine (West Region 1st Round, Salt Lake City, Utah)	W 71-51
		Creighton (West Region 2nd Round, Salt Lake City, Utah)	W 81-69
		Arizona (West Region Semifinal, Seattle, Wash.)	W 81-77
		UNLV (West Region Final, Seattle, Wash.)	L 65-77
NCAA	Syracuse	Richmond (East Region 1st Round, College Park, Md.)	L 69-73
NCAA	Villanova	Princeton (East Region 1st Round, Syracuse, N.Y.)	W 50-48
		North Carolina (East Region 2nd Round, Syracuse, N.Y.)	L 69-84

Final 16: Connecticut, St. John's, Seton Hall

Final 8: St. John's, Seton Hall

1989-90

NCAA Record: 7-6

NCAA	Connecticut	Boston University (East Region 1st Round, Hartford, Conn.)	W 76-52
		California (East Region 2nd Round, Hartford, Conn.)	W 74-54
		Clemson (East Region Semifinal, East Rutherford, N.J.)	W 71-70
		Duke (East Region Final, East Rutherford, N.J.)	L 78-79 OT
NCAA	Georgetown	Texas Southern (Midwest Region 1st Round, Indianapolis, Ind.)	W 70-52
		Xavier (Midwest Region 2nd Round, Indianapolis, Ind.)	L 71-74
NCAA	Providence	Ohio State (West Region 1st Round, Salt Lake City, Utah)	L 83-84 OT
NCAA	St. John's	Temple (East Region 1st Round, Atlanta, Ga.)	W 81-65
		Duke (East Region 2nd Round, Atlanta, Ga.)	L 72-76
NCAA	Syracuse	Coppin State (Southeast Region 1st Round, Richmond, Va.)	W 71-48
		Virginia (Southeast Region 2nd Round, Richmond, Va.)	W 63-61
		Minnesota (Southeast Region Semifinal, New Orleans, La.)	L 75-82
NCAA	Villanova	LSU (Southeast Regional, Knoxville, Tenn.)	L 63-70

Final 16: Connecticut, Syracuse

Final 8: Connecticut

Mallik Sealy, St. John's



Terry Dehere, Seton Hall



Tate George, Connecticut



The BIG EAST in Postseason Play (238-145 in the NAAs)



John Morton, Seton Hall

1988-89

NCAA Record: 11-5

NIT Record: 9-2

NIT Connecticut

NCAA Georgetown

NCAA Pittsburgh

NCAA Providence

NIT St. John's

NCAA Seton Hall

NCAA Syracuse

NIT Villanova

Charlotte (1st Round, Charlotte, N.C.)	W	67-62
California (2nd Round, Hartford, Conn.)	W	73-72
UAB (3rd Round, Storrs, Conn.)	L	79-85
Princeton (East Region 1st Round, Providence, R.I.)	W	50-49
Notre Dame (East Region 1st Round, Providence, R.I.)	W	81-74
NC State (East Region Semifinal, East Rutherford, N.J.)	W	69-61
Duke (East Region Final, East Rutherford, N.J.)	L	77-85
Ball State (Midwest Region 1st Round, Indianapolis, Ind.)	L	64-68
Virginia (Southeast Region 1st Round, Nashville, Tenn.)	L	97-100
Mississippi (1st Round, Jamaica, N.Y.)	W	70-67
Oklahoma State (2nd Round, Jamaica, N.Y.)	W	76-64
Ohio State (3rd Round, Columbus, Ohio)	W	83-80 OT
UAB (Semifinals, MSG, New York, N.Y.)	W	76-65
Saint Louis (Championship, MSG, New York, N.Y.)	W	73-65
SW Missouri State (West Region 1st Round, Tucson, Ariz.)	W	60-51
Evansville (West Region 2nd Round, Tucson, Ariz.)	W	87-73
Indiana (West Region Semifinal, Denver, Colo.)	W	78-65
UNLV (West Region Final, Denver, Colo.)	W	84-61
Duke (Final Four, Seattle, Wash.)	W	95-78
Michigan (Final Four, Seattle, Wash.)	L	80-79 OT - 2nd
Bucknell (Midwest Region 1st Round, Dallas, Texas)	W	104-81
Colorado State (Midwest Region 2nd Round, Dallas, Texas)	W	65-50
Missouri (Midwest Region Semifinal, Minneapolis, Minn.)	W	83-80
Illinois (Midwest Region Final, Minneapolis, Minn.)	L	86-89
St. Peter's (1st Round, Villanova, Pa.)	W	76-56
Penn State (2nd Round, Villanova, Pa.)	W	76-67
Michigan State (3rd Round, Villanova, Pa.)	L	63-70

Final 16: Georgetown, Seton Hall, Syracuse

Final 8: Georgetown, Seton Hall, Syracuse

Final Four: Seton Hall

Championship Game: Seton Hall

1987-88

NCAA Record: 7-6

NIT Record: 8-2 (including one game between BIG EAST teams)

NIT Boston College

NIT Connecticut

NCAA Georgetown

NCAA Pittsburgh

NCAA St. John's

NCAA Seton Hall

NCAA Syracuse

NCAA Villanova

Siena (1st Round, Chestnut Hill, Mass.)	W	73-65
Evansville (2nd Round, Evansville, Ind.)	W	86-81
Middle Tennessee State (3rd Round, Murfreesboro, Tenn.)	W	78-69
Connecticut (Semifinals, MSG, New York, N.Y.)	L	67-73
Colorado State (Consolation, MSG, New York, N.Y.)	L	57-58 - 4th
West Virginia (1st Round, Morgantown, W. Va.)	W	62-57
Louisiana Tech (2nd Round, Hartford, Conn.)	W	65-59
Virginia Commonwealth (3rd Round, Storrs, Conn.)	W	72-61
Boston College (Semifinals, MSG, New York, N.Y.)	W	73-67
Ohio State (Championship, MSG, New York, N.Y.)	W	72-67 - 1st
LSU (East Region 1st Round, Hartford, Conn.)	W	66-63
Temple (East Region 2nd Round, Hartford, Conn.)	L	53-74
Eastern Michigan (Midwest Region 1st Round, Lincoln, Neb.)	W	108-90
Vanderbilt (Midwest Region 2nd Round, Lincoln, Neb.)	L	74-80 OT
Florida (West Regional 1st Round, Salt Lake City, Utah)	L	59-62
UTEP (West Region 1st Round, Los Angeles, Calif.)	W	80-64
Arizona (West Region 2nd Round, Los Angeles, Calif.)	L	55-84
North Carolina A&T (East Region 1st Round, Chapel Hill, Mass.)	W	69-55
Rhode Island (East Region 2nd Round, Chapel Hill, N.C.)	W	94-97
Arkansas (Southeast Region 1st Round, Cincinnati, Ohio)	W	82-74
Illinois (Southeast Region 2nd Round, Cincinnati, Ohio)	W	66-63
Kentucky (Southeast Region Semifinal, Birmingham, Ala.)	W	80-74
Oklahoma (Southeast Region Final, Birmingham, Ala.)	L	59-78

Final 16: Villanova

Final 8: Villanova

1986-87

NCAA Record: 14-5 (including two games between BIG EAST teams)

NIT Record: 0-2

NCAA Georgetown

NCAA Pittsburgh

NCAA Providence

NCAA St. John's

NIT Seton Hall

NCAA Syracuse

NIT Villanova

Bucknell (Southeast Region 1st Round, Atlanta, Ga.)	W	75-53
Ohio State (Southeast Region 2nd Round, Atlanta, Ga.)	W	82-79
Kansas (Southeast Region Semifinal, Louisville, Ky.)	W	70-57
Providence (Southeast Region Final, Louisville, Ky.)	L	73-88
Marist (West Region 1st Round, Tucson, Ariz.)	W	93-68
Oklahoma (West Region 2nd Round, Tucson, Ariz.)	L	93-96
UAB (Southeast Region 1st Round, Birmingham, Ala.)	W	90-68
Austin Peay (Southeast Region 2nd Round, Birmingham, Ala.)	W	90-87 OT
Alabama (Southeast Region Semifinal, Louisville, Ky.)	W	103-82
Georgetown (Southeast Region Final, Louisville, Ky.)	W	88-73
Syracuse (Final Four, New Orleans, La.)	L	63-77
Wichita State (Midwest Region 1st Round, Rosemont, Ill.)	W	57-55
DePaul (Midwest Region 2nd Round, Rosemont, Ill.)	L	75-83 OT
Niagara (1st Round, Buffalo, N.Y.)	L	65-74
Georgia Southern (East Region 1st Round, Syracuse, N.Y.)	W	79-73
Western Kentucky (East Region 2nd Round, Syracuse, N.Y.)	W	104-86
Florida (East Region Semifinal, East Rutherford, N.J.)	W	87-81
North Carolina (East Region Final, East Rutherford, N.J.)	W	79-75
Providence (Final Four, New Orleans, La.)	W	77-63
Indiana (Final Four, New Orleans, La.)	L	73-74 - 2nd
La Salle (1st Round, Villanova, Pa.)	L	84-86

Final 16: Georgetown, Providence, Syracuse


Final 8: Georgetown, Providence, Syracuse

Final Four: Providence, Syracuse

Championship Game: Syracuse



Sherman Douglas, Syracuse



The BIG EAST in Postseason Play (238-145 in the NAAs)

1985-86

NCAA Record: 4-4

NIT Record: 2-2

NCAA	Georgetown	Texas Tech (Midwest Region 1st Round, Dayton, Ohio)	W 70-64
		Michigan State (Midwest Region 2nd Round, Dayton, Ohio)	L 68-80
NIT	Pittsburgh	Southwest Missouri State (1st Round, Springfield, Mo.)	L 53-59
NIT	Providence	Boston University (1st Round, Providence, R.I.)	W 72-69
		George Mason (2nd Round, Providence, R.I.)	W 90-71
		Louisiana Tech (3rd Round, Providence, R.I.)	L 63-64
NCAA	St. John's	Montana State (West Region 1st Round, Long Beach, Calif.)	W 83-74
NCAA	Syracuse	Auburn (West Region 2nd Round, Long Beach, Calif.)	L 65-81
NCAA	Villanova	Brown (East Region 1st Round, Syracuse, N.Y.)	W 101-52
		Navy (East Region 2nd Round, Syracuse, N.Y.)	L 85-97
		Virginia Tech (Southeast Region 1st Round, Baton Rouge, La.)	W 71-62
		Georgia Tech (Southeast Region 2nd Round, Baton Rouge, La.)	L 61-66

1984-85

NCAA Record: 18-5 (including two games between BIG EAST teams)

NCAA	Boston College	Texas Tech (Midwest Region 1st Round, Houston)	W 55-53
		Duke (Midwest Region 2nd Round, Houston)	W 74-73
		Memphis State (Midwest Region Semifinal, Dallas, Texas)	L 57-59
NCAA	Georgetown	Lehigh (East Region 1st Round, Hartford, Conn.)	W 68-43
		Temple (East Region 2nd Round, Hartford, Conn.)	W 63-46
		Loyola (East Region Semifinal, Providence, R.I.)	W 65-53
		Georgia Tech (East Region Final, Providence, R.I.)	W 60-54
		St. John's (Final Four, Lexington, Ky.)	W 77-59
		Villanova (Final Four, Lexington, Ky.)	L 64-66 - 2nd
NCAA	Pittsburgh	Louisiana Tech (Midwest Region 1st Round, Tulsa, Okla.)	L 54-78
NCAA	St. John's	Southern (West Region 1st Round, Salt Lake City, Utah)	W 83-59
		Arkansas (West Region 2nd Round, Salt Lake City, Utah)	W 68-65
		Kentucky (West Region Semifinal, Denver, Colo.)	W 86-70
		NC State (West Region Final, Denver, Colo.)	W 69-60
		Georgetown (Final Four, Lexington, Ky.)	L 59-77
NCAA	Syracuse	DePaul (East Region 1st Round, Atlanta, Ga.)	W 70-65
NCAA	Villanova	Georgia Tech (East Region 2nd Round, Atlanta, Ga.)	L 53-70
		Dayton (Southeast Region 1st Round, Dayton, Ohio)	W 51-49
		Michigan (Southeast Region 2nd Round, Dayton, Ohio)	W 59-55
		Maryland (Southeast Region Semifinal, Birmingham, Ala.)	W 46-43
		North Carolina (Southeast Region Final, Birmingham, Ala.)	W 56-44
		Memphis State (Final Four, Lexington, Ky.)	W 52-45
		Georgetown (Final Four, Lexington, Ky.)	W 66-64 - 1st

Final 16: Boston College, Georgetown, St. John's, Villanova

Final 8: Georgetown, St. John's, Villanova

Final 4: Georgetown, St. John's, Villanova

Championship Game: Georgetown, Villanova

Champion: Villanova

1983-84

NCAA Record: 7-3

NIT Record: 3-2

NIT	Boston College	St. Joseph's (1st Round, Philadelphia, Pa.)	W 76-63
		Notre Dame (2nd Round, Chestnut Hill, Mass.)	L 52-66
NCAA	Georgetown	SMU (West Region 2nd round, Pullman, Wash.)	W 37-36
		UNLV (West Region Semifinal, Los Angeles, Calif.)	W 62-48
		Dayton (West Region Final, Los Angeles, Calif.)	W 61-49
		Kentucky (Final Four, Seattle, Wash.)	W 53-40
		Houston (Final Four, Seattle, Wash.)	W 84-75 - 1st
NIT	Pittsburgh	La Salle (1st Round, Philadelphia, Pa.)	W 95-91
		Florida State (2nd Round, Greensboro, N.C.)	W 66-63
		Notre Dame (3rd Round, Pittsburgh, Pa.)	L 64-72
NCAA	St. John's	Temple (East Region 1st Round, Charlotte, N.C.)	L 63-65
NCAA	Syracuse	VCU (East Region 2nd round, East Rutherford, N.J.)	W 78-63
		Virginia (East Region Semifinal, Atlanta, Ga.)	L 55-63
NCAA	Villanova	Marshall (Midwest Region 1st Round, Milwaukee, Wis.)	W 84-72
		Illinois (Midwest Region 2nd Round, Milwaukee, Wis.)	L 56-64

Final 16: Georgetown, Syracuse

Final 8: Georgetown

Final Four: Georgetown

Champion: Georgetown


1982-83

NCAA Record: 6-5

NCAA	Boston College	Princeton (West Region 2nd Round, Corvallis, Ore.)	W 51-42
		Virginia (West Region Semifinal, Ogden, Utah)	L 92-95
NCAA	Georgetown	Alcorn State (Midwest Region 1st Round, Louisville, Ky.)	W 68-63
		Memphis State (Midwest Region 2nd Round, Louisville, Ky.)	L 57-66
NCAA	St. John's	Rutgers (East Region 2nd Round, Hartford, Conn.)	W 66-55
		Georgia (East Region Semifinal, Syracuse, N.Y.)	L 67-70
NCAA	Syracuse	Morehead State (East Region 1st Round, Hartford, Conn.)	W 74-59
		Ohio State (East Region 2nd Round, Hartford, Conn.)	L 74-79
NCAA	Villanova	Lamar (Midwest Region 2nd round, Houston, Texas)	W 60-58
		Iowa (Midwest Region Semifinal, Kansas City, Mo.)	W 55-54
		Houston (Midwest Region Final, Kansas City, Mo.)	L 71-89

Final 16: Boston College, St. John's, Villanova

Final 8: Villanova



The BIG EAST in Postseason Play (238-145 in the NAAs)



John Bagley, Boston College



Eric Floyd, Georgetown

1981-82

NCAA Record: 10-4

NIT Record: 1-2

NCAA Boston College

NIT Connecticut

NCAA Georgetown

NCAA St. John's

NIT Syracuse

NCAA Villanova

Final 16: Boston College, Georgetown, Villanova

Final 8: Boston College, Georgetown, Villanova

Final Four: Georgetown

Championship Game: Georgetown

San Francisco (Midwest Region 1st Round, Dallas, Texas)
 DePaul (Midwest Region 2nd Round, Dallas, Texas)
 Kansas State (Midwest Region Semifinal, St. Louis, Mo.)
 Houston (Midwest Region Final, St. Louis, Mo.)
 Dayton (1st Round, Dayton, Ohio)
 Wyoming (West Region 2nd round, Logan, Utah)
 Fresno State (West Region Semifinal, Provo, Utah)
 Oregon State (West Region Final, Provo, Utah)
 Louisville (Final Four, New Orleans, La.)
 North Carolina (Final Four, New Orleans, La.)
 Penn (East Region 1st Round, Uniondale, N.Y.)
 Alabama (East Region 2nd Round, Uniondale, N.Y.)
 St. Peter's (1st Round, Syracuse, N.Y.)
 Bradley (2nd Round, Syracuse, N.Y.)
 Northeastern (East Region 2nd Round, Uniondale, N.Y.)
 Memphis State (East Region Semifinal, Raleigh, N.C.)
 North Carolina (East Region Final, Raleigh, N.C.)

W 80-66
 W 82-75
 W 69-65
 L 92-99
 L 75-76 OT
 W 51-43
 W 58-40
 W 69-45
 W 50-46
 L 62-63 - 2nd
 W 66-56
 L 68-69
 W 84-75
 L 81-95
 W 76-72 3OT
 W 70-66 OT
 L 60-70

1980-81

NCAA Record: 3-3

NIT Record: 5-3

NCAA Boston College

NIT Connecticut

NCAA Georgetown

NIT St. John's

NIT Syracuse

NCAA Villanova

Final 16: Boston College

Ball State (Midwest Region 1st Round, Tuscaloosa, Ala.)
 Wake Forest (Midwest Regional, 2nd Round, Tuscaloosa, Ala.)
 St. Joseph's (Midwest Region Semifinal, Bloomington, Ind.)
 South Florida (1st Round, Tampa, Fla.)
 Minnesota (2nd Round, Hartford, Conn.)
 James Madison (East Region 1st Round, Providence, R.I.)
 Alabama (1st Round, Jamaica, N.Y.)
 Marquette (1st Round, Syracuse, N.Y.)
 Holy Cross (2nd Round, Syracuse, N.Y.)
 Michigan (3rd Round, Syracuse, N.Y.)
 Purdue (Semifinals, MSG, New York, N.Y.)
 Tulsa (Championship, MSG, New York, N.Y.)
 Houston (East Region 1st Round, Charlotte, N.C.)
 Virginia (East Region 2nd Round, Charlotte, N.C.)

W 93-90
 W 67-64
 L 41-42
 W 65-55
 L 66-84
 L 55-61
 L 69-73 OT
 W 88-81
 W 77-57
 W 91-76
 W 70-63
 L 84-86 OT - 2nd
 W 90-72
 L 50-54

1979-80

NCAA Record: 3-3

NIT Record: 1-2

NIT Boston College

NIT Connecticut

NCAA Georgetown

NCAA St. John's

NCAA Syracuse

Final 16: Georgetown, Syracuse

Final 8: Georgetown

Boston University (1st Round, Chestnut Hill, Mass.)
 Virginia (2nd Round, Charlottesville, Va.)
 St. Peter's (1st Round, Storrs, Conn.)
 Iona (East Region 2nd Round, Providence, R.I.)
 Maryland (East Region Semifinal, Philadelphia, Pa.)
 Iowa (East Region Final, Philadelphia, Pa.)
 Purdue (Midwest Region 2nd Round, West Lafayette, Ind.)
 Villanova (East Region 2nd Round, Providence, R.I.)
 Iowa (East Region Semifinal, Philadelphia, Pa.)

W 95-74
 L 55-57
 L 56-71
 W 74-71
 W 74-68
 L 80-81
 L 72-87
 W 97-83
 L 77-88

Postseason Awards

Consensus All-America

Teams used for consensus selections: Associated Press, 1948-2008; United Press International, 1949-97; National Association of Basketball Coaches, 1957-2008; U.S. Basketball Writers Association, 1960-2008. The Sporting News 1943-46, 1997-2008.

- 2008 - Luke Harangody (Notre Dame)
- 2nd Team
- 2006 - *Randy Foye (Villanova) - 1st Team
Rudy Gay (Connecticut) - 2nd Team
Allan Ray (Villanova) - 2nd Team
*Unanimous Selection
- 2005- Hakim Warrick (Syracuse) - 2nd Team
- 2004- Ryan Gomes (Providence) - 1st Team
Emeka Okafor (Connecticut) - 1st Team
- 2003 - Carmelo Anthony (Syracuse)
- 2nd Team
Troy Bell (Boston College) - 2nd Team
- 2000- Troy Murphy (Notre Dame) - 1st Team
- 2001- Troy Murphy (Notre Dame) - 1st Team
Troy Bell (Boston College) - 2nd Team
Michael Bradley (Villanova) - 2nd Team
- 2000- Troy Murphy (Notre Dame) - 1st Team
- 1999 - Richard Hamilton (Connecticut)
- 1st team
- 1998 - Pat Garrity (Notre Dame) - 2nd Team
Richard Hamilton (Connecticut) - 2nd Team
- Team
- 1996 - Ray Allen (Connecticut) - 1st team
Allen Iverson (Georgetown) - 1st team
Kerry Kittles (Villanova) - 1st team
John Wallace (Syracuse) - 2nd team
- 1994 - Donyell Marshall (Connecticut)
- 1st team
- 1993 - Terry Dehere (Seton Hall) - 2nd team
- 1992 - Alonzo Mourning (Georgetown)
- 1st team
- 1991 - Billy Owens (Syracuse) - 1st team
- 1990 - Derrick Coleman (Syracuse) - 1st team
Alonzo Mourning (Georgetown)
- 2nd team
- 1989 - Sherman Douglas (Syracuse) - 2nd team
- 1988 - Rony Seikaly (Syracuse) - 2nd team
Jerome Lane (Pittsburgh) - 2nd team
- 1987 - Reggie Williams (Georgetown) - 1st team
- team
- Mark Jackson (St. John's) - 2nd team
- 1986 - Walter Berry (St. John's) - 1st team
- 1985 - Chris Mullin (St. John's) - 1st team
Patrick Ewing (Georgetown) - 1st team
Dwayne Washington (Syracuse)
- 2nd team
- 1984 - Patrick Ewing (Georgetown) - 1st team
Chris Mullin (St. John's) - 2nd team
- 1983 - Patrick Ewing (Georgetown) - 1st team
- 1982 - Eric Floyd (Georgetown) - 1st team

NCAA Postgraduate

Scholarship Winners

- 2006 - Joe Herber (West Virginia)
- 1986 - Joey David (Pittsburgh)
- 1983 - John Pinone (Villanova)
- 1981 - Frank Gilroy (St. John's),
Dan Schayes (Syracuse)
- 1980 - James Sweeney (Boston College)

Eastman Award

(instituted 1975)

- 1985 - Patrick Ewing (Georgetown)
- 1986 - Walter Berry (St. John's)

John Wooden Award

(instituted 1977)

- 1986 - Walter Berry (St. John's)
- 1985 - Chris Mullin (St. John's)

AP Player of the Year

(instituted 1961)

- 1986 - Walter Berry (St. John's)
- 1985 - Patrick Ewing (Georgetown)

UPI Player of the Year

(instituted 1955)

- 1986 - Walter Berry (St. John's)
- 1985 - Chris Mullin (St. John's)

NABC Player of the Year

(instituted 1975)

- 2004 - Emeka Okafor (Connecticut)
- 1986 - Walter Berry (St. John's)
- 1985 - Patrick Ewing (Georgetown)

USBWA

Player of the Year

(instituted 1959)

- 1986 - Walter Berry (St. John's)
- 1985 - Chris Mullin (St. John's)

USBWA Most

Courageous Athlete

- 1999 - Jacky Kaba (Seton Hall)
- 1994 - Orlando Antigua (Pittsburgh)
- 1991 - Eric Murdock (Providence)

Basketball Weekly

Player of the Year

- 1985 - Patrick Ewing (Georgetown)
- 1986 - Walter Berry (St. John's)

Basketball Times

Player of the Year

(instituted 1981)

- 1990 - Derrick Coleman (Syracuse)
- 1985 - Patrick Ewing (Georgetown)

The Sporting News

Player of the Year

(instituted 1943)

- 1986 - Walter Berry (St. John's)
- 1985 - Patrick Ewing (Georgetown)
- prior to BIG EAST formation:
1950 - Paul Arizin (Villanova)

Naismith Award

(instituted 1969)

- 1985 - Patrick Ewing (Georgetown)

Frances Pomeroy

Naismith Award

(instituted 1969)

- 1980 - Jim Sweeney (Boston College)
- prior to BIG EAST formation:
1976 - Frank Alagia (St. John's)

BIG EAST Basketball

Scholar-Athlete of the Year

- 2008 - Ted Talkington (West Virginia)
- 2007 - Aaron Gray (Georgetown)
- 2006 - Joe Herber (West Virginia)
- 2005 - Craig Forth (Syracuse)
- 2004 - Emeka Okafor (Connecticut)
- 2003 - Emeka Okafor (Connecticut)
- 2002 - Carlton Carter (Virginia Tech)
- 2001 - Ruben Boumtje Boumtje (Georgetown)
- 2000 - Lavor Postell (St. John's)
- 1999 - Rob Hodgson (Rutgers)
- 1998 - Pat Garrity (Notre Dame)
- 1997 - Ya Ya Dia (Georgetown)
- 1996 - Adrian Griffin (Seton Hall)
- 1995 - Marc Molinsky (Boston College)
- 1994 - Arturas Karnishovas (Seton Hall)
- 1993 - Arturas Karnishovas (Seton Hall)
- 1992 - Darren Morningstar (Pittsburgh)
- 1991 - Greg Woodard (Villanova)
- 1990 - Stephen Thompson (Syracuse)
- 1989 - Ramon Ramos (Seton Hall)
- 1988 - Mark Plansky (Villanova)
- 1987 - Harold Jensen (Villanova)
- 1986 - Ron Rowan (St. John's)
- 1985 - Mike Moses (St. John's)

BIG EAST

Scholar-Athlete of the Year

- 1987 - Harold Jensen (Villanova)
- 1985 - Joey David (Pittsburgh)

Olympians

- 2008 - Carmelo Anthony (Syracuse)
- USA gold medal
- 2004 - Emeka Okafor (Connecticut), Allen Iverson (Georgetown), Carmelo Anthony (Syracuse)
- USA bronze medal
- 2000 - Ray Allen (Connecticut) & Alonzo Mourning (Georgetown)
- USA gold medal
Andrew Gaze (Seton Hall) - Australia
Rowan Barrett (St. John's) - Canada
- 1996 - Arturas Karnishovas (Seton Hall)
- Lithuania |bronze medal
Andrew Gaze (Seton Hall) - Australia
- 1992 - Chris Mullin (St. John's) & Patrick Ewing (Georgetown) - USA gold medal
Arturas Karnishovas (Seton Hall) - Lithuania bronze medal
- 1988 - Charles Smith (Georgetown) - USA bronze medal
Charles Smith (Pittsburgh) - USA bronze medal
Vincente Ithier (Connecticut) - Puerto Rico
Ramon Ramos (Seton Hall) - Puerto Rico
Andrew Gaze (Seton Hall) -Australia
- 1984 - Chris Mullin (St. John's) & Patrick Ewing (Georgetown) - USA gold medal
Bill Wennington (St. John's) - Canada

All-America Selections (241)

Five organizations have been used during BIG EAST history to name All-America selections. They are the Associated Press, United Press International, The Sporting News, United States Basketball Writers Association and the National Association of Basketball Coaches. The Sporting News replaced UPI in 1997. Over 200 athletes have earned distinction, with the complete list below.

Associated Press (60)

Year	Player, School
2008	Luke Harangody, Notre Dame (Second Team)
	Roy Hibbert, Georgetown (Second Team)
2007	Aaron Gray, Pittsburgh (Third Team)
	Jeff Green, Georgetown (Third Team)
2006	Randy Foye, Villanova (First Team)
	Rudy Gay, Connecticut (Second Team)
	Allan Ray, Villanova (Third Team)
2005	Hakim Warrick, Syracuse (First Team)
2004	Emeka Okafor, Connecticut (First Team)
	Ryan Gomes, Providence (First Team)
	Hakim Warrick, Syracuse (Third Team)
2003	Carmelo Anthony, Syracuse (Second Team)
	Troy Bell, Boston College (Second Team)
2002	Brandin Knight, Pittsburgh (Third Team)
2001	Troy Murphy, Notre Dame (First Team)
	Troy Bell, Boston College (Second Team)
	Michael Bradley, Villanova (Second Team)
2000	Troy Murphy, Notre Dame (First Team)
1999	Richard Hamilton, Connecticut (First Team)
	Tim James, Miami (Third Team)
	Ron Artest, St. John's (Third Team)
1998	Richard Hamilton, Connecticut (Second Team)
	Pat Garrity, Notre Dame (Second Team)
1996	Ray Allen, Connecticut (First Team)
	Allen Iverson, Georgetown (First Team)
	Kerry Kittles, Villanova (First Team)
	John Wallace, Syracuse (Second Team)
1995	Kerry Kittles, Villanova (Second Team)
	Ray Allen, Connecticut (Third Team)
	Lawrence Moten, Syracuse (Third Team)
1994	Donyell Marshall, Connecticut (First Team)
1993	Terry Dehere, Seton Hall (Second Team)
1992	Alonzo Mourning, Georgetown (First Team)
	Malik Sealy, St. John's (Third Team)
1991	Billy Owens, Syracuse (First Team)
	Eric Murdock, Providence (Second Team)
	Dikembe Mutombo, Georgetown (Third Team)
1980	Reggie Carter, St. John's (Second Team)
1990	Derrick Coleman, Syracuse (First Team)
	Alonzo Mourning, Georgetown (Second Team)
1989	Sherman Douglas, Syracuse (First Team)
	Charles Smith, Georgetown (Second Team)
	Alonzo Mourning, Georgetown (Third Team)
1988	Jerome Lane, Pittsburgh (Second Team)
	Sherman Douglas, Syracuse (Third Team)
1987	Reggie Williams, Georgetown (First Team)
	Mark Jackson, St. John's (Second Team)
	Jerome Lane, Pittsburgh (Third Team)
1986	Walter Berry, St. John's (First Team)
	Dwayne Washington, Syracuse (Third Team)
1985	Patrick Ewing, Georgetown (First Team)
	Chris Mullin, St. John's (First Team)
	Dwayne Washington, Syracuse (Third Team)
1984	Patrick Ewing, Georgetown (First Team)
	Chris Mullin, St. John's (Second Team)
1983	Patrick Ewing, Georgetown (First Team)
	John Pinone, Villanova (Third Team)
1982	Eric Floyd, Georgetown (First Team)
	Dan Callandrillo, Seton Hall (Third Team)
1981	Eric Floyd, Georgetown (Second Team)

United Press International (37)

Year	Player, School
1996	Ray Allen, Connecticut (First Team)
	Allen Iverson, Georgetown (First Team)
	Kerry Kittles, Villanova (Second Team)
	Doron Sheffer, Connecticut (Third Team)
	John Wallace, Syracuse (Third Team)
1995	Kerry Kittles, Villanova (Second Team)
	Ray Allen, Connecticut (Third Team)
1994	Donyell Marshall, Connecticut (First Team)
1993	Terry Dehere, Seton Hall (Second Team)
1992	Alonzo Mourning, Georgetown (First Team)
	Malik Sealy, St. John's (Second Team)
1991	Billy Owens, Syracuse (First Team)
	Eric Murdock, Providence (Second Team)
	Dikembe Mutombo, Georgetown (Third Team)
1990	Derrick Coleman, Syracuse (First Team)
	Billy Owens, Syracuse (Third Team)

1989	Derrick Coleman, Syracuse (Second Team)
	Charles Smith, Georgetown (Second Team)
	Alonzo Mourning, Georgetown (Third Team)
1988	Sherman Douglas, Syracuse (Second Team)
	Rony Seikaly, Syracuse (Third Team)
1987	Reggie Williams, Georgetown (First Team)
	Mark Jackson, St. John's (Second Team)
	Jerome Lane, Pittsburgh (Third Team)
1986	Walter Berry, St. John's (First Team)
	Dwayne Washington, Syracuse (Second Team)
1985	Patrick Ewing, Georgetown (First Team)
	Chris Mullin, St. John's (First Team)
	Dwayne Washington, Syracuse (Second Team)
1984	Patrick Ewing, Georgetown (First Team)
	Chris Mullin, St. John's (First Team)
1983	Patrick Ewing, Georgetown (Second Team)
	Chris Mullin, St. John's (Third Team)
1982	Eric Floyd, Georgetown (First Team)
	Dan Callandrillo, Seton Hall (Third Team)
1980	Reggie Carter, St. John's (Second Team)
	Roosevelt Bouie, Syracuse (Third Team)

The Sporting News - (20)

(replaced the UPI Team in 1997)

Year	Player, School
2008	Luke Harangody, Notre Dame (Second Team)
2006	Randy Foye, Villanova (First Team)
	Allan Ray, Villanova (Second Team)
2005	Hakim Warrick, Syracuse (Second Team)
2004	Emeka Okafor, Connecticut (First Team)
	Ryan Gomes, Providence (First Team)
	Hakim Warrick, Syracuse (Second Team)
	Andre Barrett, Seton Hall (Third Team)
2003	Carmelo Anthony, Syracuse (First Team)
	Troy Bell, Boston College (Second Team)
	Mike Sweetney, Georgetown (Third Team)
2002	Caron Butler, Connecticut (Second Team)
	Brandin Knight, Pittsburgh (Second Team)
2001	Troy Murphy, Notre Dame (First Team)
	Troy Bell, Boston College (Second Team)
	Michael Bradley, Villanova (Second Team)
2000	Troy Murphy, Notre Dame (Second Team)
1999	Richard Hamilton, Connecticut (First Team)
1998	Richard Hamilton, Connecticut (Second Team)
	Pat Garrity, Notre Dame (Second Team)

U.S. Basketball Writers' Association (41)

Year	Player, School
2008	Luke Harangody, Notre Dame (Second Team)
	A.J. Price, Connecticut (Second Team)
2007	Jeff Green, Georgetown (Second Team)
2006	Randy Foye, Villanova (First Team)
	Rudy Gay, Connecticut (Second Team)
2005	Hakim Warrick, Syracuse (Second Team)
2004	Emeka Okafor, Connecticut (First Team)
	Ryan Gomes Providence (First Team)
2003	Carmelo Anthony, Syracuse (Second Team)
	Troy Bell, Boston College (Second Team)
2001	Troy Murphy, Notre Dame (First Team)
	Troy Bell, Boston College (Second Team)
	Michael Bradley, Villanova (Second Team)
2000	Troy Murphy, Notre Dame (First Team)
1999	Richard Hamilton, Connecticut (First Team)
1998	Richard Hamilton, Connecticut (Second Team)
	Pat Garrity, Notre Dame (Third Team)
1996	Ray Allen, Connecticut (First Team)
	Allen Iverson, Georgetown (First Team)
	Kerry Kittles, Villanova (Second Team)
	John Wallace, Syracuse (Second Team)
1995	Kerry Kittles, Villanova (Second Team)
1994	Donyell Marshall, Connecticut (First Team)
1992	Alonzo Mourning, Georgetown (First Team)
	Malik Sealy, St. John's (Second Team)
1991	Billy Owens, Syracuse (First Team)
	Eric Murdock, Providence (Second Team)
1990	Derrick Coleman, Syracuse (First Team)
1988	Rony Seikaly, Syracuse (Second Team)
	Jerome Lane, Pittsburgh (Second Team)
1987	Reggie Williams, Georgetown (First Team)
	Mark Jackson, St. John's (Second Team)
1986	Walter Berry, St. John's (First Team)
1985	Patrick Ewing, Georgetown (First Team)
	Chris Mullin, St. John's (First Team)
	Dwayne Washington, Syracuse (Second Team)
1984	Patrick Ewing, Georgetown (First Team)
	Chris Mullin, St. John's (Second Team)
1983	Patrick Ewing, Georgetown
1982	Eric Floyd, Georgetown
1980	Reggie Carter, St. John's

National Association of Basketball Coaches (62)

Year	Player, School
2008	Luke Harangody, Notre Dame (First Team)
	Roy Hibbert, Georgetown (Second Team)
2007	Aaron Gray, Pittsburgh (Third Team)
	Jeff Green, Georgetown (Third Team)
2006	Rudy Gay, Connecticut (First Team)
	Randy Foye, Villanova (First Team)
	Allan Ray, Villanova (Second Team)
	Kevin Pittsnogle, West Virginia (Third Team)
2005	Hakim Warrick, Syracuse (First Team)
	Craig Smith, Boston College (Second Team)
2004	Emeka Okafor, Connecticut (First Team)
	Ryan Gomes, Providence (Second Team)
	Hakim Warrick, Syracuse (Third Team)
2003	Carmelo Anthony, Syracuse (Second Team)
	Mike Sweetney, Georgetown (Second Team)
	Emeka Okafor, Connecticut (Third Team)
2001	Troy Murphy, Notre Dame (First Team)
	Troy Bell, Boston College (Second Team)
	Michael Bradley, Villanova (Second Team)
2000	Troy Murphy, Notre Dame (Second Team)
	Eton Thomas, Syracuse (Third Team)
1999	Richard Hamilton, Connecticut (First Team)
	Tim James, Miami (Third Team)
	Ron Artest, St. John's (Third Team)
1998	Richard Hamilton, Connecticut (Second Team)
	Pat Garrity, Notre Dame (Second Team)
1996	Ray Allen, Connecticut (First Team)
	Allen Iverson, Georgetown (First Team)
	Kerry Kittles, Villanova (First Team)
	John Wallace, Syracuse (Second Team)
1995	Kerry Kittles, Villanova (Second Team)
	Ray Allen, Connecticut (Third Team)
	Lawrence Moten, Syracuse (Third Team)
1994	Donyell Marshall, Connecticut (First Team)
	Bill Curley, Boston College (Third Team)
1993	Terry Dehere, Seton Hall (Third Team)
1992	Alonzo Mourning, Georgetown (Second Team)
1991	Billy Owens, Syracuse (First Team)
	Alonzo Mourning, Georgetown (Third Team)
	Eric Murdock, Providence (Third Team)
1990	Derrick Coleman, Syracuse (First Team)
	Alonzo Mourning, Georgetown (First Team)
	Billy Owens, Syracuse (Third Team)
1989	Derrick Coleman, Syracuse (Third Team)
	Sherman Douglas, Syracuse (Third Team)
1988	Rony Seikaly, Syracuse (Second Team)
	Charles Smith, Pittsburgh (Second Team)
1987	Reggie Williams, Georgetown (First Team)
	Mark Jackson, St. John's (Second Team)
	Jerome Lane, Pittsburgh (Third Team)
1986	Walter Berry, St. John's (First Team)
	Dwayne Washington, Syracuse (Third Team)
1985	Patrick Ewing, Georgetown (First Team)
	Chris Mullin, St. John's (First Team)
	Dwayne Washington, Syracuse (Third Team)
1984	Patrick Ewing, Georgetown (First Team)
	Chris Mullin, St. John's (First Team)
1983	Patrick Ewing, Georgetown (First Team)
1982	Eric Floyd, Georgetown (First Team)
	John Bagley, Boston College (Third Team)
	Dan Callandrillo, Seton Hall (Third Team)
1980	Roosevelt Bouie, Syracuse (Third Team)

CoSIDA Academic All-America Team (21)

Year	Player, School
2008	Alex Ruoff, West Virginia (Third Team)
2006	Chris Quinn, Notre Dame (First Team)
	Johannes Herber, West Virginia (First Team)
2005	Johannes Herber, West Virginia (First Team)
	Craig Forth, Syracuse (Second Team)
	Emeka Okafor, Connecticut (First Team)
	Craig Forth, Syracuse (Third Team)
	Joe Herber, West Virginia (Third Team)
2003	Emeka Okafor, Connecticut (First Team)
	James Jones, Miami (Second Team)
1998	Pat Garrity, Notre Dame (First Team)
	Damian Owens, West Virginia (Second Team)
1997	Pat Garrity, Notre Dame (First Team)
1994	Arturas Karnishovas, Seton Hall (Second Team)
1987	Harold Jensen, Villanova (First Team)
1986	Harold Jensen, Villanova (First Team)
	Joey David, Pittsburgh (Second Team)
1983	John Pinone, Villanova (First Team)
1982	John Pinone, Villanova
1981	Dan Schayes, Syracuse
1980	James Sweeney, Boston College

Postseason Tournament Honors

NCAA Final Four MVPs


2004 - Emeka Okafor (Connecticut)
 2003 - Carmelo Anthony (Syracuse)
 1999 - Richard Hamilton (Connecticut)
 1985 - Ed Pinckney (Villanova)
 1984 - Patrick Ewing (Georgetown)

NCAA Final Four All-Tournament Choices

2004 - Emeka Okafor, Ben Gordon and Rashad Anderson (Connecticut)
 2003 - Carmelo Anthony and Gerry McNamara (Syracuse)
 1999 - Richard Hamilton, Ricky Moore and Khalid El-Amin (Connecticut)
 1996 - John Wallace and Todd Burgan (Syracuse)
 1989 - Gerald Greene and John Morton (Seton Hall)
 1987 - Sherman Douglas and Derrick Coleman (Syracuse)
 1985 - Ed Pinckney, Dwayne McClain, Harold Jensen and Gary McLain (Villanova); Patrick Ewing (Georgetown)
 1984 - Patrick Ewing and Michael Graham (Georgetown)
 1982 - Patrick Ewing and Eric Floyd (Georgetown)
prior to BIG EAST formation (4):
 1975 - Jim Lee (Syracuse)
 1973 - Ernie DiGregorio (Providence)
 1952 - Bob Zawoluk and Ron MacGilvray (St. John's)

NCAA Regional All-Tournament Choices

2008 East	Charlotte, N.C.	Earl Clark (Louisville), Jerry Smith (Louisville)
2007 East	East Rutherford, N.J.	Jeff Hibbert (Georgetown), Jeff Green (Georgetown), Dajuan Summers (Georgetown)
2006	Washington D.C.	Rudy Gay (Connecticut) and Marcus Williams (Connecticut)
2005	Minneapolis	Randy Foye (Villanova)
	Syracuse	Randy Foye (Villanova)
	Albuquerque	Kevin Pittsnogle and Patrick Beilein (West Virginia)
2004	Phoenix	Ben Gordon, Rashad Anderson and Emeka Okafor
(Connecticut)		
2003	East	Carmelo Anthony and Hakim Warrick (Syracuse)
	South	Emeka Okafor (Connecticut)
2002	East	Caron Butler and Tony Robertson (Connecticut)
1999	West	Richard Hamilton, Ricky Moore and Kevin Freeman (Connecticut)
	South	Erick Barkley and Lavor Postell (St. John's)
1998	East	Richard Hamilton and Khalid El-Amin (Connecticut)
1997	Southeast	God Shammgod and Jamel Thomas (Providence)
1996	East	Allen Iverson (Georgetown)
	West	John Wallace and Otis Hill (Syracuse)
1995	West	Ray Allen and Donny Marshall (Connecticut)
	Southeast	Allen Iverson (Georgetown)
1994	East	Bill Curley and Howard Easley (Boston College)
	West	Lawrence Moten and Adrian Autry (Syracuse)
1993	None	
1992	East	Gordon Winchester (Seton Hall)
1991	Midwest	Malik Sealy and Jason Buchanan (St. John's)
	West	Terry Dehere (Seton Hall)
1990	East	Chris Smith and Tate George (Connecticut)
1989	West	Andrew Gaze (MVP), Darryl Walker and Gerald Greene (Seton Hall)
	Midwest	Sherman Douglas and Billy Owens (Syracuse)
	East	Charles Smith and Alonzo Mourning (Georgetown)
1988	Southeast	Doug West and Kenny Wilson (Villanova)
1987	Southeast	Billy Donovan (MVP), Darryl Wright and Steve Wright (Providence); Reggie Williams (Georgetown)
	East	Rony Seikaly (MVP), Sherman Douglas and Derrick Coleman (Syracuse)
1986	None	
1985	East	Patrick Ewing (MVP) and David Wingate (Georgetown)
	West	Chris Mullin (MVP) and Walter Berry (St. John's)
	Midwest	Michael Adams (Boston College)
	Southeast	Ed Pinckney (MVP) and Harold Pressley (Villanova)
1984	West	Patrick Ewing (MVP) and Michael Graham (Georgetown)
1983	Midwest	John Pinone (Villanova)
	West	Jay Murphy and Michael Adams (Boston College)
1982	East	John Pinone and Ed Pinckney (Villanova)
	Midwest	John Bagley (Boston College)
	West	Eric Floyd (MVP) and Patrick Ewing (Georgetown)
1981	Midwest	John Bagley (Boston College)
1980	East	Eric Floyd, Craig Shelton and John Duren (Georgetown)



Gerry McNamara, Syracuse

NIT Most Valuable Players

2007	Frank Young, West Virginia	1963	Ray Flynn, Providence
2003	Marcus Hatten, St. John's	1961	Vin Ernst, Providence
1989	Jayson Williams, St. John's	1959	Tony Jackson, St. John's
1988	Phil Gamble, Connecticut	1953	Walter Dukes, Seton Hall
	<i>prior to BIG EAST formation (10):</i>	1944	Bill Kotsosores, St. John's
1969	Terry Driscoll, Boston College	1943	Harry Boykoff, St. John's
1966	Billy Melchioni, Villanova	1939	Bill Lloyd, St. John's
1965	Ken McIntyre, St. John's		

BIG EAST Players in the NBA

BIG EAST Players In The NBA

Player	School	Current Team
Joe Alexander +	West Virginia (2005-08)	Milwaukee Bucks
Malik Allen	Villanova (1996-00)	Chicago Bulls
Ray Allen +	Connecticut (1993-96)	Boston Celtics
Carmelo Anthony +	Syracuse (2002-03)	Denver Nuggets
Hilton Armstrong +	Connecticut (2002-06)	New Orleans Hornets
Ron Artest +	St. John's (1997-99)	Houston Rockets
Mark Blount	Pittsburgh (1995-97)	Miami Heat
Josh Boone +	Connecticut (2003-06)	New Jersey Nets
Caron Butler +	Connecticut (2000-02)	Washington Wizards
Matt Carroll	Notre Dame (1999-03)	Charlotte Bobcats
Wilson Chandler +	DePaul (2005-07)	New York Knicks
Austin Croshere +	Providence (1993-97)	Golden State Warriors
Samuel Dalembert +	Seton Hall (1999-01)	Philadelphia 76ers
Quincy Douby +	Rutgers (2003-06)	Sacramento Kings
Patrick Ewing Jr.	Georgetown (2006-08)	Houston Rockets
Randy Foye +	Villanova (2002-06)	Minnesota Timberwolves
Rudy Gay +	Connecticut (2004-05)	Memphis Grizzlies
Ryan Gomes	Providence (2001-05)	Minnesota Timberwolves
Ben Gordon +	Connecticut (2001-04)	Chicago Bulls
Aaron Gray	Pittsburgh (2003-07)	Chicago Bulls
Jeff Green +	Georgetown (2004-07)	Oklahoma City Thunder
Donte Greene +	Syracuse (2007-08)	Sacramento Kings
Adrian Griffin	Seton Hall (1992-96)	Milwaukee Bucks
Richard Hamilton	Connecticut (1996-99)	Detroit Pistons
Othella Harrington	Georgetown (1992-96)	Charlotte Bobcats
Jason Hart	Syracuse (1996-00)	Los Angeles Clippers
Roy Hibbert +	Georgetown (2004-08)	Indiana Pacers
Herbert Hill	Providence (2003-07)	Utah Jazz
Allen Iverson +	Georgetown (1994-96)	Denver Nuggets
James Jones	Miami (1999-03)	Miami Heat
Solomon Jones	USF (2002-06)	Atlanta Hawks
Kyle Lowry +	Villanova (2004-06)	Memphis Grizzlies
Donyell Marshall +	Connecticut (1991-94)	Philadelphia 76ers
Sammy Mejia	DePaul (2003-07)	Detroit Pistons
Alonzo Mourning +	Georgetown (1988-92)	Miami Heat
Troy Murphy +	Notre Dame (1998-01)	Indiana Pacers
Dikembe Mutombo +	Georgetown (1988-91)	Houston Rockets
Demetris Nichols	Syracuse (2003-07)	Chicago Bulls
Steve Novak	Marquette (2002-06)	Los Angeles Clippers
Emeka Okafor +	Connecticut (2001-04)	Charlotte Bobcats
Kevin Ollie	Connecticut (1991-95)	Philadelphia 76ers
David Padgett	Louisville (2005-08)	Miami Heat
Chris Quinn	Notre Dame (2002-06)	Miami Heat
John Salmons +	Miami (1998-02)	Sacramento Kings
Craig Smith	Boston College (2002-06)	Minnesota Timberwolves
Michael Sweetney +	Georgetown (2000-03)	Chicago Bulls
Etan Thomas +	Syracuse (1996-00)	Washington Wizards
Tim Thomas +	Villanova (1996-97)	Los Angeles Clippers
Charlie Villanueva +	Connecticut (2003-05)	Milwaukee Bucks
Jake Voskuhl	Connecticut (1996-00)	Milwaukee Bucks
Hakim Warrick +	Syracuse (2001-05)	Memphis Grizzlies
James White	Cincinnati (2002-06)	San Antonio Spurs
Marcus Williams +	Connecticut (2004-06)	Golden State Warriors

+ First Round Draft Pick



Ray Allen, Boston Celtics



Ryan Gomes, Minnesota Timberwolves



Alonzo Mourning, Miami Heat

BIG EAST NBA CHAMPIONS

The following BIG EAST alumni have captured championship rings in the National Basketball Association.

Player (School)	Team	Season
Ray Allen (Connecticut '96)	Boston Celtics	2008
James White (Cincinnati '06)	San Antonio Spurs	2007
Alonzo Mourning (Georgetown '92)	Miami Heat	2006
Richard Hamilton (Connecticut '99)	Detroit Pistons	2004
John Celestand (Villanova '99)	Los Angeles Lakers	2000
Travis Knight (Connecticut '96)	Los Angeles Lakers	2000
Jaren Jackson (Georgetown '89)	San Antonio Spurs	1999
Andrew Gaze (Seton Hall)	San Antonio Spurs	1999
Scott Burrell (Connecticut '93)	Chicago Bulls	1998
Dickey Simpkins (Providence '94)	Chicago Bulls	1998
		1997
		1996
Bill Wennington (St. John's '85)	Chicago Bulls	1998
		1997
		1996
Otis Thorpe (Providence '84)	Houston Rockets	1994

BIG EAST NBA Draft selections (188)

Boston College (12), Cincinnati (1), Connecticut (26), DePaul (2), Georgetown (25), Marquette (1), Miami (4), Notre Dame (3), Pittsburgh (10), Providence (17), Rutgers (1), St. John's (25), Seton Hall (10), USF (1), Syracuse (27), Villanova (22), West Virginia (1).

2008

Round Player (School)

- 1st Joe Alexander (West Virginia)
- 1st Roy Hibbert (Georgetown)

- 1st Donte Greene (Syracuse)
- 2nd Patrick Ewing Jr. (Georgetown)
- Houston Rockets

2007

Round Player (School)

- 1st Jeff Green (Georgetown)

- 1st Wilson Chandler (DePaul)
- 2nd Aaron Gray (Pittsburgh)
- 2nd Demetris Nichols (Syracuse)

- 2nd Herbert Hill (Providence)

- 2nd Sammy Mejia (DePaul)

2006

Round Player (School)

- 1st Randy Foye (Villanova)

- 1st Rudy Gay (Connecticut)

- 1st Hilton Armstrong (Connecticut)

- 1st Quincy Douby (Rutgers)
- 1st Marcus Williams (Connecticut)
- 1st Josh Boone (Connecticut)
- 1st Kyle Lowry (Villanova)
- 2nd James White (Cincinnati)

- 2nd Steve Novak (Marquette)
- 2nd Solomon Jones (USF)
- 2nd Denham Brown (Connecticut)

2005

Round Player (School)

- 1st Charlie Villanueva (Connecticut)
- 1st Hakim Warrick (Syracuse)
- 2nd Chris Taft (Pittsburgh)
- 2nd Ryan Gomes (Providence)

2004

Round Player (School)

- 1st Emeka Okafor (Connecticut)
- 1st Ben Gordon (Connecticut)
- 2nd Marcus Douthit (Providence)

2003

Round Player (School)

- 1st Carmelo Anthony (Syracuse)
- 1st Mike Sweetney (Georgetown)
- 1st Troy Bell (Boston College)
- (traded to Memphis Grizzlies)
- 2nd James Jones (Miami)

2002

Round Player (School)

- 1st Caron Butler (Connecticut)
- 1st Ryan Humphrey (Notre Dame)
- (traded to Orlando Magic)
- 1st John Salmons (Miami)
- (traded to Philadelphia 76ers)

Drafted By:

- Milwaukee Bucks
- Toronto Raptors
- (traded to Indiana Pacers)
- Memphis Grizzlies
- Sacramento Kings (traded to

Drafted By:

- Boston Celtics
- (traded to Seattle SuperSonics)
- New York Knicks
- Chicago Bulls
- Portland Trail Blazers
- (traded to New York Knicks)
- Utah Jazz
- (traded to Philadelphia 76ers)
- Detroit Pistons

Drafted By:

- Boston Celtics (traded to
- Minnesota Timberwolves via
- Portland)
- Houston Rockets (traded to
- Memphis Grizzlies)
- New Orleans/Oklahoma City
- Hornets
- Sacramento Kings
- New Jersey Nets
- New Jersey Nets
- Memphis Grizzlies
- Portland Trail Blazers
- (traded to Indiana Pacers)
- Houston Rockets
- Atlanta Hawks
- Seattle SuperSonics

Drafted By:

- Toronto Raptors
- Memphis Grizzlies
- Golden State Warriors
- Boston Celtics

Drafted by:

- Charlotte Bobcats
- Chicago Bulls
- Los Angeles Lakers

Drafted by:

- Denver Nuggets
- New York Knicks
- Boston Celtics
- Indiana Pacers

Drafted by:

- Miami Heat
- Utah Jazz
- San Antonio Spurs

2001

Round Player (School)

- 1st Eddie Griffin (Seton Hall)
- 1st Troy Murphy (Notre Dame)
- 1st Michael Bradley (Villanova)
- 1st Samuel Dalembert (Seton Hall)
- 2nd Omar Cook (St. John's)
- 2nd Damon Brown (Syracuse)
- 2nd R. Boumtje Boumtje (Georgetown)

Drafted by:

- New Jersey Nets
- Golden State Warriors
- Toronto Raptors
- Philadelphia 76ers
- Orlando Magic
- Philadelphia 76ers
- Portland Trail Blazers

2000

Round Player (School)

- 1st Etan Thomas (Syracuse)
- 1st Erick Barkley (St. John's)
- 2nd Jake Voskuhl (Connecticut)
- 2nd Khalid El-Amin (Connecticut)
- 2nd Lavar Postell (St. John's)
- 2nd Jason Hart (Syracuse)

Drafted by:

- Dallas Mavericks
- Portland Trail Blazers
- Chicago Bulls
- Chicago Bulls
- New York Knicks
- Milwaukee Bucks

1999

Round Player (School)

- 1st Richard Hamilton (Connecticut)
- 1st Ron Artest (St. John's)
- 1st Tim James (Miami)
- 1st Vonteego Cummings (Pittsburgh)
- 2nd John Celestand (Villanova)

Drafted by:

- Washington Wizards
- Chicago Bulls
- Miami Heat
- Indiana Pacers
- Los Angeles Lakers

1998

Round Player (School)

- 1st Pat Garrity (Notre Dame)
- 1st Felipe Lopez (St. John's)
- 2nd Jahidi White (Georgetown)

Drafted by:

- Milwaukee Bucks
- San Antonio Spurs
- Washington Wizards

1997

Round Player (School)

- 1st Tim Thomas (Villanova)
- 1st Austin Croshere (Providence)
- 2nd Jason Lawson (Villanova)
- 2nd Gordon Malone (West Virginia)
- 2nd God Shammgod (Providence)
- 2nd Alvin Williams (Villanova)
- 2nd Mark Blount (Pittsburgh)

Drafted by:

- New Jersey Nets
- Indiana Pacers
- Denver Nuggets
- Minnesota Timberwolves
- Washington Wizards
- Portland Trail Blazers
- Seattle SuperSonics

1996

Round Player (School)

- 1st Allen Iverson (Georgetown)
- 1st Ray Allen (Connecticut)
- 1st Kerry Kittles (Villanova)
- 1st John Wallace (Syracuse)
- 1st Jerome Williams (Georgetown)
- 1st Travis Knight (Connecticut)
- 2nd Othella Harrington (Georgetown)
- 2nd Doron Sheffer (Connecticut)

Drafted by:

- Philadelphia 76ers
- Minnesota Timberwolves
- New Jersey Nets
- New York Knicks
- Detroit Pistons
- Chicago Bulls
- Houston Rockets
- Los Angeles Clippers

1995

Round Player (School)

- 1st Eric Williams (Providence)
- 2nd Lawrence Moten (Syracuse)
- 2nd Donny Marshall (Connecticut)
- 2nd Constantin Popa (Miami)
- 2nd Troy Brown (Providence)
- 2nd Don Reid (Georgetown)

Drafted by:

- Boston Celtics
- Vancouver Grizzlies
- Cleveland Cavaliers
- Los Angeles Clippers
- Atlanta Hawks
- Detroit Pistons

1994

Round Player (School)

- 1st Donyell Marshall (Connecticut)
- 1st Eric Mobley (Pittsburgh)
- 1st Dickey Simpkins (Providence)
- 1st Bill Curley (Boston College)
- 2nd Howard Easley (Boston College)
- 2nd Michael Smith (Providence)
- 2nd Shawnelle Scott (St. John's)

Drafted by:

- Minnesota Timberwolves
- Milwaukee Bucks
- Chicago Bulls
- San Antonio Spurs
- Minnesota Timberwolves
- Sacramento Kings
- Portland Trail Blazers

BIG EAST NBA Draft selections (188)

1993

Round Player (School)

- 1st Terry Dehere (Seton Hall)
- 1st Luther Wright (Seton Hall)
- 1st Scott Burrell (Connecticut)
- 2nd Conrad McRae (Syracuse)

1992

Round Player (School)

- 1st Alonzo Mourning (Georgetown)
- 1st Malik Sealy (St. John's)
- 1st Dave Johnson (Syracuse)
- 2nd Chris Smith (Connecticut)
- 2nd Robert Werdann (St. John's)
- 2nd Darren Morningstar (Pittsburgh)

1991

Round Player (School)

- 1st Billy Owens (Syracuse)
- 1st Dikembe Mutombo (Georgetown)
- 1st Anthony Avent (Seton Hall)
- 1st Eric Murdock (Providence)
- 1st LeRon Ellis (Syracuse)

1990

Round Player (School)

- 1st Derrick Coleman (Syracuse)
- 1st Tate George (Connecticut)
- 1st Jayson Williams (St. John's)
- 2nd Abdul Shamsid-Deen (Providence)

1989

Round Player (School)

- 1st Dana Barros (Boston College)
- 1st John Morton (Seton Hall)
- 2nd Sherman Douglas (Syracuse)
- 2nd Cliff Robinson (Connecticut)
- 2nd Doug West (Villanova)

1988

Round Player (School)

- 1st Charles Smith (Pittsburgh)
- 1st Rony Seikaly (Syracuse)
- 1st Mark Bryant (Seton Hall)
- 1st Jerome Lane (Pittsburgh)
- 2nd Shelton Jones (St. John's)

1987

Round Player (School)

- 1st Reggie Williams (Georgetown)
- 1st Mark Jackson (St. John's)
- 3rd Willie Glass (St. John's)
- 3rd Billy Donovan (Providence)
- 6th Howard Triche (Syracuse)
- 6th Harold Jensen (Villanova)

1986

Round Player (School)

- 1st Dwayne Washington (Syracuse)
- 1st Walter Berry (St. John's)
- 1st Harold Pressley (Villanova)
- 2nd Rafael Addison (Syracuse)
- 2nd David Wingate (Georgetown)
- 2nd Michael Jackson (Georgetown)
- 3rd Wendell Alexis (Syracuse)
- 3rd Ron Rowan (St. John's)
- 5th Dominic Pressley (Boston College)
- 5th Earl Kelley (Connecticut)
- 6th Chuck Everson (Villanova)
- 6th Andre McCloud (Seton Hall)
- 7th Ralph Dalton (Georgetown)

Drafted by:

- Los Angeles Clippers
- Utah Jazz
- Charlotte Hornets
- Washington Bullets

Drafted by:

- Charlotte Hornets
- Indiana Pacers
- Portland Trail Blazers
- Minnesota Timberwolves
- Denver Nuggets
- Boston Celtics

Drafted by:

- Sacramento Kings
- Denver Nuggets
- Atlanta Hawks
- Utah Jazz
- Los Angeles Clippers

Drafted by:

- New Jersey Nets
- New Jersey Nets
- Phoenix Suns
- Dallas Mavericks

Drafted by:

- Seattle SuperSonics
- Cleveland Cavaliers
- Miami Heat
- Portland Trail Blazers
- Minnesota Timberwolves

Drafted by:

- Philadelphia 76ers
- Miami Heat
- Portland Trail Blazers
- Denver Nuggets
- San Antonio Spurs

Drafted by:

- Los Angeles Clippers
- New York Knicks
- Los Angeles Lakers
- Utah Jazz
- New York Knicks
- Cleveland Cavaliers

Drafted by:

- New Jersey Nets
- Portland Trail Blazers
- Sacramento Kings
- Phoenix Suns
- Philadelphia 76ers
- New York Knicks
- Golden State Warriors
- Philadelphia 76ers
- Seattle SuperSonics
- San Antonio Spurs
- Utah Jazz
- Philadelphia 76ers
- Cleveland Cavaliers

1985

Round Player (School)

- 1st Patrick Ewing (Georgetown)
- 1st Chris Mullin (St. John's)
- 1st Ed Pinckney (Villanova)
- 1st Bill Wennington (St. John's)
- 2nd Bill Martin (Georgetown)
- 2nd Dwayne McClain (Villanova)
- 3rd Michael Adams (Boston College)
- 5th Ray Knight (Providence)
- 6th Stu Primus (Boston College)
- 7th Gary McLain (Villanova)

Drafted by:

- New York Knicks
- Golden State Warriors
- Phoenix Suns
- Dallas Mavericks
- Indiana Pacers
- Indiana Pacers
- Sacramento Kings
- Milwaukee Bucks
- Indiana Pacers
- New Jersey Nets

1984

Round Player (School)

- 1st Otis Thorpe (Providence)
- 2nd Jay Murphy (Boston College)
- 3rd Jeff Allen (St. John's)
- 5th Gene Smith (Georgetown)
- 6th Clyde Vaughan (Pittsburgh)
- 7th Sean Kerins (Syracuse)
- 8th Frank Dobbs (Villanova)
- 9th Fred Brown (Georgetown)
- 10th Martin Clark (Boston College)

Drafted by:

- Kansas City Kings
- Golden State Warriors
- Kansas City Kings
- Indiana Pacers
- Indiana Pacers
- New Jersey Nets
- Philadelphia 76ers
- Atlanta Hawks
- Philadelphia 76ers

1983

Round Player (School)

- 1st Leo Rautins (Syracuse)
- 2nd Stewart Granger (Villanova)
- 2nd John Garris (Boston College)
- 2nd David Russell (St. John's)
- 2nd Kevin Williams (St. John's)
- 3rd Erich Santifer (Syracuse)
- 3rd John Pinone (Villanova)
- 3rd Bruce Kuczenski (Connecticut)
- 3rd Billy Goodwin (St. John's)
- 4th Ron Crevier (Boston College)
- 7th Ron Jackson (Providence)
- 7th Tony Bruin (Syracuse)
- 7th Mike Mulquin (Villanova)
- 8th Trent Johnson (Pittsburgh)
- 8th Bob Kelly (St. John's)

Drafted by:

- Philadelphia 76ers
- Cleveland Cavaliers
- Cleveland Cavaliers
- Denver Nuggets
- San Antonio Spurs
- Detroit Pistons
- Atlanta Hawks
- New Jersey Nets
- Milwaukee Bucks
- Chicago Bulls
- Boston Celtics
- Philadelphia 76ers
- Phoenix Suns
- Boston Celtics
- Milwaukee Bucks

1982

Round Player (School)

- 1st John Bagley (Boston College)
- 1st Eric Floyd (Georgetown)
- 3rd Cory Thompson (Connecticut)
- 4th Chuck Aleksinas (Connecticut)
- 4th Eric Smith (Georgetown)
- 5th Mike McKay (Connecticut)
- 5th Aaron Howard (Villanova)
- 5th Howard McNeil (Seton Hall)
- 8th Dan Callandrillo (Seton Hall)

Drafted by:

- Cleveland Cavaliers
- New Jersey Nets
- Dallas Mavericks
- Chicago Bulls
- Portland Trail Blazers
- Utah Jazz
- New York Knicks
- Los Angeles Lakers
- Houston Rockets

BIG EAST Attendance History

BIG EAST Total Attendance - All home games (conference and non-conference)

Cincinnati

TOTAL	AVG.	GAMES
2006	197,805	9,419 (21 games) – 53rd
2007	158,996	8,831 (18 games) – 63rd
2008	145,081	8,534 (17 games) – 63rd

Connecticut

TOTAL	AVG.	GAMES
1979	77,013	6,418 (12 games)
1980	90,840	5,677 (16 games)
1981	130,231	8,682 (15 games) – 42nd
1982	147,058	10,504 (14 games) – 26th
1983	119,721	9,209 (13 games) – 35th
1984	128,115	8,541 (15 games) – 42nd
1985	123,956	7,292 (17 games) – 62nd
1986	128,462	8,564 (15 games) – 39th
1987	119,930	7,496 (16 games) – 58th
1988	171,178	9,510 (18 games) – 39th
1989	215,180	11,954 (18 games) – 24th
1990	179,217	9,957 (18 games) – 40th
1991	187,680	11,730 (16 games) – 29th
1992	201,008	12,563 (16 games) – 27th
1993	199,969	12,498 (16 games) – 27th
1994	187,530	12,502 (15 games) – 28th
1995	194,942	12,996 (15 games) – 24th
1996	193,672	12,911 (15 games) – 22nd
1997	238,982	12,578 (19 games) – 27th
1998	221,123	13,007 (17 games) – 23rd
1999	131,256	8,750 (15 games) – 22nd
2000	216,691	13,543 (16 games) – 21st
2001	225,774	12,543 (18 games) – 20th
2002	205,640	13,709 (15 games) – 19th
2003	211,660	13,229 (16 games) – 21st
2004	243,876	13,549 (18 games) – 20th
2005	234,109	13,771 (17 games) – 15th
2006	223,176	13,948 (16 games) – 19th
2007	260,231	13,012 (20 games) – 20th
2008	202,082	11,887 (17 games) – 32nd

DePaul

TOTAL	AVG.	GAMES
2006	138,560	9,897 (14 games) – 43rd
2007	162,320	10,145 (16 games) – 44th
2008	138,927	9,262 (15 games) – 54th

Georgetown

TOTAL	AVG.	GAMES
1979	43,439	2,896 (15 games)
1980	60,911	3,583 (17 games)
1981	54,566	4,197 (13 games)
1982	146,047	8,591 (17 games) – 45th
1983	179,043	11,936 (14 games) – 14th
1984	134,180	8,386 (16 games) – 45th
1985	174,128	10,883 (16 games) – 26th
1986	119,065	9,159 (13 games) – 35th
1987	139,479	8,717 (16 games) – 40th
1988	128,405	9,172 (14 games) – 41st
1989	173,424	12,387 (14 games) – 22nd
1990	176,920	12,637 (14 games) – 25th
1991	173,906	12,422 (14 games) – 27th
1992	132,284	10,176 (13 games) – 37th
1993	135,861	8,491 (16 games) – 52nd
1994	125,756	8,983 (14 games) – 45th
1995	159,020	12,232 (13 games) – 28th
1996	201,659	12,604 (16 games) – 27th
1997	130,077	9,291 (14 games) – 49th
1998	160,482	10,030 (16 games) – 38th
1999	131,256	8,750 (15 games) – 52nd
2000	131,889	7,758 (17 games) – 66th
2001	139,121	8,695 (16 games) – 56th
2002	139,304	8,194 (17 games) – 55th
2003	149,526	8,796 (17 games) – 50th
2004	134,890	8,431 (16 games) – 60th
2005	133,230	7,837 (17 games) – 69th
2006	143,983	10,284 (14 games) – 40th
2007	177,501	10,441 (17 games) – 41st
2008	207,286	12,955 (16 games) – 24th

Louisville

TOTAL	AVG.	GAMES
2006	402,963	18,316 (22 games) – 4th
2007	369,763	18,488 (20 games) – 5th
2008	331,184	19,481 (17 games) – 5th

Marquette

TOTAL	AVG.	GAMES
2006	223,983	13,999 (16 games) – 18th
2007	306,893	15,345 (20 games) – 14th
2008	276,064	16,239 (17 games) – 14th

Notre Dame

TOTAL	AVG.	GAMES
1996	136,809	10,528 (13 games) – 38th
1997	160,206	8,900 (18 games) – 52nd
1998	138,827	9,255 (15 games) – 47th
1999	132,761	8,298 (16 games) – 57th
2000	175,405	8,770 (20 games) – 51st
2001	166,603	10,413 (16 games) – 39th
2002	143,257	11,020 (13 games) – 32nd
2003	177,373	11,086 (16 games) – 34th
2004	186,858	10,381 (18 games) – 41st
2005	184,319	10,239 (18 games) – 41st
2006	159,869	9,404 (17 games) – 49th
2007	162,485	9,027 (18 games) – 60th
2008	165,337	9,726 (17 games) – 51st

Pittsburgh

TOTAL	AVG.	GAMES
1979	40,443	3,111 (13 games)
1980	52,668	3,762 (14 games)
1981	48,930	3,495 (14 games)
1982	34,752	2,896 (12 games)
1983	71,064	5,076 (14 games)
1984	81,200	5,800 (14 games)
1985	91,230	6,082 (15 games)
1986	90,883	6,991 (13 games)
1987	119,505	7,967 (15 games)
1988	108,101	8,315 (13 games) – 50th
1989	119,048	7,937 (15 games) – 60th
1990	113,570	9,464 (12 games) – 47th
1991	114,582	8,814 (13 games) – 56th
1992	110,716	8,516 (13 games) – 71st
1993	120,980	8,065 (15 games) – 58th
1994	113,106	8,079 (14 games) – 57th
1995	92,488	7,114 (13 games) – 71st
1996	123,957	8,264 (15 games) – 59th
1997	112,904	7,527 (15 games) – 65th
1998	101,423	6,762 (15 games) – 76th
1999	86,433	6,174 (14 games) – 87th
2000	90,192	5,305 (17 games) – 99th
2001	82,139	4,832 (17 games)
2002	95,096	5,593 (17 games) – 98th
2003	174,917	10,932 (16 games) – 35th
2004	202,177	10,109 (20 games) – 43rd
2005	179,598	10,564 (17 games) – 36th
2006	180,618	10,625 (17 games) – 34th
2007	208,997	11,611 (18 games) – 34th
2008	197,447	10,969 (18 games) – 35th

Providence

TOTAL	AVG.	GAMES
1979	111,844	7,989 (14 games) – 49th
1980	124,983	7,811 (16 games) – 52nd
1981	123,877	7,055 (16 games) – 60th
1982	102,563	6,410 (16 games) – 68th
1983	96,023	6,859 (14 games)
1984	128,766	7,154 (18 games)
1985	108,182	7,212 (15 games)
1986	159,494	7,595 (21 games) – 57th
1987	156,673	9,216 (17 games) – 38th
1988	170,102	10,006 (17 games) – 37th
1989	179,093	10,535 (17 games) – 33rd
1990	182,447	10,732 (17 games) – 30th
1991	211,498	10,525 (20 games) – 33rd

1992	172,476	10,750 (16 games) – 32nd
1993	203,484	10,710 (19 games) – 35th
1994	151,504	10,822 (14 games) – 36th
1995	187,684	10,427 (18 games) – 38th
1996	168,554	10,535 (16 games) – 37th
1997	165,447	11,030 (15 games) – 33rd
1998	142,778	10,198 (14 games) – 36th
1999	150,022	10,001 (15 games) – 38th
2000	132,049	8,253 (16 games) – 59th
2001	151,037	9,440 (16 games) – 49th
2002	130,000	8,125 (16 games) – 59th
2003	157,985	8,777 (18 games) – 52nd
2004	151,451	10,188 (14 games) – 44th
2005	164,235	9,660 (17 games) – 47th
2006	133,583	8,349 (16 games) – 64th
2007	159,798	8,410 (19 games) – 68th
2008	127,907	8,527 (15 games) – 64th

Rutgers

TOTAL	AVG.	GAMES
1996	79,096	5,649 (14 games)
1997	84,584	5,639 (15 games) – 89th
1998	91,610	6,107 (15 games) – 88th
1999	127,940	7,562 (17 games) – 66th
2000	93,447	7,188 (13 games) – 72nd
2001	83,441	5,563 (15 games) – 92nd
2002	98,638	5,802 (17 games) – 96th
2003	104,426	6,527 (16 games) – 83rd
2004	111,642	6,202 (18 games) – 86th
2005	102,134	6,808 (15 games) – 77th
2006	100,068	5,886 (17 games) – 89th
2007	87,253	5,453 (16 games)
2008	93,175	5,176 (18 games) – 107th

St. John's

TOTAL	AVG.	GAMES
1979	54,940	3,232 (17 games)
1980	73,920	4,620 (16 games)
1981	74,625	5,330 (14 games)
1982	85,935	6,610 (13 games)
1983	95,942	7,380 (13 games)
1984	90,989	6,066 (15 games)
1985	118,412	9,109 (13 games) – 38th
1986	111,278	7,948 (14 games) – 50th
1987	129,881	8,659 (15 games) – 42nd
1988	121,597	8,686 (14 games) – 45th
1989	109,163	7,278 (15 games)
1990	154,301	8,121 (19 games) – 62nd
1991	131,093	9,364 (14 games) – 46th
1992	152,064	10,138 (15 games) – 35th
1993	113,365	9,447 (12 games) – 38th
1994	130,922	8,728 (15 games) – 48th
1995	140,295	10,792 (13 games) – 36th
1996	110,300	8,485 (13 games) – 56th
1997	119,664	9,205 (13 games) – 51st
1998	105,910	8,147 (13 games) – 56th
1999	166,838	9,269 (18 games) – 46th
2000	150,252	10,732 (14 games) – 34th
2001	157,129	11,224 (14 games) – 30th
2002	139,484	9,299 (15 games) – 46th
2003	129,384	8,087 (16 games) – 60th
2004	89,042	6,849 (13 games) – 77th
2005	87,417	6,244 (14 games) – 86th
2006	99,355	5,844 (17 games) – 91st
2007	131,477	6,920 (19 games) – 80th
2008	94,183	5,886 (16 games) – 97th

Seton Hall

TOTAL	AVG.	GAMES
1979	25,366	2,537 (10 games)
1980	30,996	2,384 (13 games)
1981	29,285	2,440 (12 games)
1982	30,233	2,519 (12 games)
1983	47,363	3,947 (12 games)
1984	57,788	4,128 (14 games)
1985	49,024	3,771 (13 games)
1986	56,372	4,027 (14 games)
1987	75,535	4,721 (16 games)

BIG EAST Attendance History

1988	101,035	6,315	(16 games)
1989	137,750	9,184	(15 games) – 48th
1990	135,275	10,405	(13 games) – 33rd
1991	167,844	10,496	(16 games) – 36th
1992	206,165	12,885	(16 games) – 25th
1993	247,924	13,774	(18 games) – 17th
1994	195,433	13,029	(15 games) – 23rd
1995	171,682	10,099	(17 games) – 40th
1996	146,831	9,789	(15 games) – 43rd
1997	134,747	7,926	(17 games) – 58th
1998	118,851	7,923	(15 games) – 59th
1999	132,506	9,735	(15 games) – 51st
2000	139,340	8,709	(16 games) – 52nd
2001	173,407	10,838	(16 games) – 34th
2002	108,438	8,341	(13 games) – 54th
2003	122,115	7,632	(16 games) – 64th
2004	133,854	8,924	(15 games) – 55th
2005	126,252	7,890	(16 games) – 68th
2006	120,234	7,073	(17 games) – 75th
2007	106,169	6,636	(16 games) – 83rd
2008	122,834	7,226	(17 games) – 79th

USF

	TOTAL	AVG.	GAMES
2006	58,288	4,163	(14 games)
2007	57,781	3,852	(15 games)
2008	76,839	5,122	(15 games) – 110th

Syracuse

	TOTAL	AVG.	GAMES
1979	138,636	8,665	(16 games) – 37th
1980	115,885	8,914	(13 games) – 38th
1981	328,796	16,440	(20 games) – 4th
1982	320,461	18,851	(17 games) – 3rd
1983	326,413	20,401	(16 games) – 2nd
1984	380,465	22,380	(17 games) – 2nd
1985	388,049	25,870	(15 games) – 1st
1986	498,850	26,255	(19 games) – 1st
1987	474,214	24,959	(19 games) – 1st
1988	461,223	28,826	(16 games) – 1st
1989	537,949	28,313	(19 games) – 1st
1990	478,686	29,918	(16 games) – 1st
1991	497,179	29,246	(17 games) – 1st
1992	460,752	27,103	(17 games) – 1st
1993	405,620	25,351	(16 games) – 1st
1994	419,039	24,649	(17 games) – 1st
1995	387,925	24,245	(16 games) – 1st
1996	363,653	22,728	(16 games) – 2nd
1997	346,748	21,672	(16 games) – 2nd
1998	337,976	21,124	(16 games) – 2nd
1999	332,801	20,800	(16 games) – 2nd
2000	374,526	20,807	(18 games) – 2nd
2001	327,789	19,282	(17 games) – 3rd
2002	323,438	17,023	(19 games) – 4th
2003	355,663	20,921	(17 games) – 2nd
2004	371,018	21,825	(17 games) – 2nd
2005	413,605	22,978	(18 games) – 1st
2006	410,153	21,587	(19 games) – 2nd
2007	473,353	21,516	(22 games) – 2nd
2008	427,425	19,428	(22 games) – 3rd

Villanova

	TOTAL	AVG.	GAMES
1979	11,467	2,293	(5 games)
1980	16,170	2,310	(7 games)
1981	84,067	5,605	(15 games)
1982	75,918	5,423	(14 games)
1983	123,973	8,265	(15 games)
1984	105,352	7,525	(14 games)
1985	91,963	10,218	(9 games) – 32nd
1986	100,166	7,705	(13 games)
1987	117,734	7,358	(16 games) – 60th
1988	105,565	8,120	(13 games) – 55th
1989	116,663	7,778	(15 games) – 63rd
1990	110,540	8,503	(13 games) – 58th
1991	111,693	9,308	(12 games) – 48th
1992	79,470	7,947	(10 games) – 65th
1993	89,368	6,874	(13 games) – 73rd

1994	91,924	6,566	(14 games) – 78th
1995	104,693	8,053	(13 games) – 60th
1996	130,392	9,314	(14 games) – 50th
1997	149,558	9,971	(15 games) – 39th
1998	117,472	8,391	(14 games) – 54th
1999	128,106	8,540	(15 games) – 54th
2000	134,025	7,884	(17 games) – 62nd
2001	109,473	7,298	(15 games) – 70th
2002	139,173	7,325	(19 games) – 66th
2003	111,593	8,584	(13 games) – 54th
2004	111,731	7,449	(15 games) – 70th
2005	132,162	8,260	(16 games) – 60th
2006	126,643	9,742	(13 games) – 42nd
2007	49,884	10,706	(14 games) – 38th
2008	147,570	9,838	(15 games) – 49th

West Virginia

	TOTAL	AVG.	GAMES
1996	106,749	7,625	(14 games) – 68th
1997	125,829	7,864	(16 games) – 59th
1998	125,817	8,987	(14 games) – 49th
1999	78,933	6,072	(13 games) – 89th
2000	73,479	4,899	(15 games)
2001	102,471	6,404	(16 games) – 82nd
2002	84,378	6,491	(13 games) – 82nd
2003	97,097	6,936	(14 games) – 74th
2004	98,997	7,071	(14 games) – 76th
2005	119,145	8,510	(14 games) – 58th
2006	156,024	10,402	(15 games) – 39th
2007	169,557	9,420	(18 games) – 56th
2008	163,315	10,207	(16 games) – 44th

BIG EAST

	TOTAL	AVG.	GAMES
1979	519,483	4,557	(114 games)
1980	546,157	5,302	(103 games) – 11th
1981	805,362	7,321	(110 games) – 7th
1982	943,573	8,425	(112 games) – 6th
1983	1,056,576	9,108	(116 games) – 3rd
1984	1,123,689	8,513	(132 games) – 6th
1985	1,318,536	9,840	(134 games) – 4th
1986	1,446,241	10,185	(142 games) – 3rd
1987	1,470,802	9,871	(149 games) – 5th
1988	1,527,612	10,912	(140 games) – 4th
1989	1,767,960	12,109	(146 games) – 2nd
1990	1,733,171	12,120	(143 games) – 3rd
1991	1,678,961	12,345	(136 games) – 2nd
1992	1,670,977	11,523	(145 games) – 2nd
1993	1,746,313	10,914	(160 games) – 2nd
1994	1,661,971	10,863	(152 games) – 4th
1995	1,623,275	11,195	(145 games) – 4th
1996	2,023,380	10,219	(198 games) – 4th
1997	2,029,127	9,803	(207 games) – 4th
1998	1,902,325	9,559	(199 games) – 4th
1999	1,903,782	9,425	(202 games) – 5th
2000	1,955,315	9,052	(216 games) – 5th
2001	2,039,505	8,867	(230 games) – 7th
2002	1,953,961	8,533	(229 games) – 6th
2003	2,107,630	9,409	(224 games) – 6th
2004	2,184,497	9,296	(235 games) – 6th
2005	2,100,088	10,396	(202 games) – 4th
2006	2,814,983	11,039	(255 games) – 4th
2007	3,259,992	11,164	(292 games) – 3rd
2008	2,916,656	10,924	(267 games) – 4th



The BIG EAST Conference set an all-time NCAA conference record by drawing more than 3.2 million spectators in 2006-07.

The Final National Polls

Associated Press

1980 1. DePaul 2. Louisville 3. LSU 4. Kentucky 5. Oregon State 6. Syracuse 7. Indiana 8. Maryland 9. Notre Dame 10. Ohio State 11. Georgetown 13. St. John's	1981 1. DePaul 2. Oregon State 3. Virginia 4. LSU 5. Arizona State 6. North Carolina 7. Indiana 8. Kentucky 9. Notre Dame 10. Utah	1982 1. North Carolina 2. DePaul 3. Virginia 4. Oregon State 5. Missouri 6. Georgetown 7. Minnesota 8. Idaho 9. Memphis State 10. Fresno State	1983 1. Houston 2. Louisville 3. St. John's 4. Virginia 5. Indiana 6. UNLV 7. UCLA 8. North Carolina 9. Arkansas 10. Missouri 11. Boston College 13. Villanova 20. Georgetown
1984 1. North Carolina 2. Georgetown 3. Kentucky 4. DePaul 5. Houston 6. Illinois 7. Oklahoma 8. Arkansas 9. UNLV 10. Purdue 18. Syracuse	1985 1. Georgetown 2. Michigan 3. St. John's 4. Oklahoma 5. Missouri 6. Memphis State 7. Georgia Tech 8. North Carolina 9. Louisiana Tech 10. Duke	1986 1. Duke 2. Kansas 3. Kentucky 4. St. John's 5. Michigan 6. Georgia Tech 7. Louisville 8. North Carolina 9. Syracuse 10. Notre Dame 13. Georgetown	1987 1. UNLV 2. North Carolina 3. Indiana 4. Georgetown 5. DePaul 6. Iowa 7. Purdue 8. North Carolina 9. Alabama 10. Syracuse 12. Pittsburgh
1988 1. Temple 2. Arizona 3. Purdue 4. Oklahoma 5. Duke 6. Kentucky 7. North Carolina 8. Pittsburgh 9. Syracuse 10. Michigan	1989 1. Arizona 2. Georgetown 3. Illinois 4. Oklahoma 5. North Carolina 6. Missouri 7. Syracuse 8. Indiana 9. Duke 10. Michigan 11. Seton Hall	1990 1. Oklahoma 2. UNLV 3. Connecticut 4. Michigan State 5. Kansas 6. Syracuse 7. Arkansas 8. Georgetown 9. Georgia Tech 10. Purdue	1991 1. UNLV 2. Arkansas 3. Indiana 4. North Carolina 5. Ohio State 6. Duke 7. Syracuse 8. Arizona 9. Kentucky 10. Utah 13. Seton Hall 20. St. John's
1992 1. Duke 2. Kansas 3. Ohio State 4. UCLA 5. Indiana 6. Kentucky 7. UNLV 8. USC 9. Arkansas 10. Arizona 19. Seton Hall 21. Syracuse 22. Georgetown	1993 1. Indiana 2. Kentucky 3. Michigan 4. North Carolina 5. Arizona 6. Seton Hall 7. Cincinnati 8. Vanderbilt 9. Kansas 10. Duke	1994 1. North Carolina 2. Arkansas 3. Connecticut 4. Michigan State 5. Missouri 6. Kentucky 7. Massachusetts 8. Connecticut 9. Arizona 10. Louisville 15. Syracuse	1995 1. UCLA 2. Kentucky 3. Wake Forest 4. North Carolina 5. Kansas 6. Arkansas 7. Massachusetts 8. Connecticut 9. Villanova 10. Maryland 22. Georgetown 25. Syracuse
1996 1. Massachusetts 2. Kentucky 3. Connecticut 4. Georgetown 5. Kansas 6. Purdue 7. Cincinnati 8. Texas Tech 9. Wake Forest 10. Villanova 15. Syracuse	1997 1. Kansas 2. Utah 3. Minnesota 4. North Carolina 5. Seton Hall 6. South Carolina 7. UCLA 8. Duke 9. Wake Forest 10. Cincinnati 20. Villanova 23. Boston College	1998 1. North Carolina 2. Kansas 3. Duke 4. Arizona 5. Kentucky 6. Connecticut 7. Utah 8. Princeton 9. Cincinnati 10. Stanford 21. Syracuse	1999 1. Duke 2. Kansas 3. Connecticut 4. Auburn 5. Maryland 6. Utah 7. Stanford 8. Kentucky 9. St. John's 10. Miami
2000 1. Duke 2. Michigan State 3. Stanford 4. Arizona 5. Temple 6. Iowa State 7. Cincinnati 8. Ohio State 9. St. John's 10. LSU 16. Syracuse 20. Connecticut 23. Miami	2001 1. Duke 2. Stanford 3. Michigan State 4. Illinois 5. Arizona 6. North Carolina 7. Boston College 8. Florida 9. Kentucky 10. Iowa State 17. Syracuse 19. Notre Dame 21. Georgetown	2002 1. Duke 2. Kansas 3. Oklahoma 4. Arizona 5. Cincinnati 6. Duke 7. Arizona 8. Alabama 9. Pittsburgh 10. Connecticut 21. Miami	2003 1. Kentucky 2. Arizona 3. Oklahoma 4. Pittsburgh 5. Texas 6. Kansas 7. Duke 8. Wake Forest 9. Marquette 10. Florida 13. Syracuse 22. Notre Dame 23. Connecticut
2004 1. Stanford 2. Kentucky 3. Gonzaga 4. Oklahoma State 5. Saint Joseph's 6. Duke 7. Connecticut 8. Mississippi State 9. Pittsburgh 10. Wisconsin 20. Syracuse 21. Providence 25. Boston College	2005 1. Illinois 2. North Carolina 3. Duke 4. Louisville 5. Wake Forest 6. Oklahoma State 7. Kentucky 8. Washington 9. Arizona 10. Gonzaga 11. Syracuse 13. Connecticut 14. Boston College 19. Villanova	2006 1. Duke 2. Connecticut 3. Villanova 4. Memphis 5. Gonzaga 6. Ohio State 7. Boston College 8. UCLA 9. Texas 10. North Carolina 12. Pittsburgh 16. Syracuse 22. West Virginia 23. Georgetown	2007 1. Ohio State 2. Kansas 3. Florida 4. North Carolina 5. Memphis 6. Wisconsin 7. UCLA 8. Georgetown 9. Texas A&M 10. Oregon 12. Pittsburgh 16. Louisville 17. Notre Dame 20. Marquette
2008 1. North Carolina 2. Memphis 3. UCLA 4. Kansas 5. Tennessee 6. Wisconsin 7. Texas 8. Georgetown 9. Duke 10. Stanford 13. Louisville 15. Notre Dame 16. Connecticut 17. Pittsburgh 25. Marquette			

United Press International

1980 1. DePaul 2. Louisville 3. Kentucky 4. Oregon State 5. Oregon State 6. Syracuse 7. Indiana 8. Maryland 9. Ohio State 10. Georgetown 13. St. John's	1981 1. DePaul 2. Oregon State 3. Virginia 4. LSU 5. Arizona State 6. North Carolina 7. Indiana 8. Kentucky 9. Notre Dame 10. Utah	1982 1. North Carolina 2. DePaul 3. Virginia 4. Oregon State 5. Missouri 6. Minnesota 7. Georgetown 8. Idaho 9. Memphis State 10. Fresno State	1983 1. Houston 2. Louisville 3. St. John's 4. Virginia 5. Indiana 6. UNLV 7. UCLA 8. North Carolina 9. Kentucky 10. Arkansas 11. Villanova 13. Boston College 20. Georgetown
1984 1. North Carolina 2. Georgetown 3. Kentucky 4. DePaul 5. Houston 6. Illinois 7. Oklahoma 8. Arkansas 9. UNLV 10. Maryland 16. Syracuse	1985 1. Georgetown 2. Michigan 3. St. John's 4. Memphis State 5. Oklahoma 6. Georgia Tech 7. North Carolina 8. Louisiana Tech 9. Syracuse 10. Illinois	1986 1. Duke 2. Kansas 3. St. John's 4. Kentucky 5. Michigan 6. Georgia Tech 7. Louisville 8. North Carolina 9. Syracuse 10. UNLV 15. Georgetown	1987 1. UNLV 2. Indiana 3. North Carolina 4. Kentucky 5. DePaul 6. Purdue 7. Iowa 8. Temple 9. Alabama 10. Syracuse 12. Pittsburgh
1988 1. Temple 2. Arizona 3. Purdue 4. Oklahoma 5. Duke 6. Kentucky 7. North Carolina 8. Pittsburgh 9. Syracuse 10. Michigan	1989 1. Arizona 2. Georgetown 3. Illinois 4. North Carolina 5. Oklahoma 6. Indiana 7. Duke 8. Missouri 9. Syracuse 10. Michigan 11. Seton Hall	1990 1. Oklahoma 2. UNLV 3. Connecticut 4. Michigan State 5. Kansas 6. Syracuse 7. Georgia Tech 8. Arkansas 9. Georgetown 10. Purdue	1991 1. UNLV 2. Arkansas 3. Indiana 4. North Carolina 5. Ohio State 6. Duke 7. Arizona 8. Syracuse 9. Nebraska 10. Utah 11. Seton Hall 19. St. John's 23. Georgetown
1992 1. Duke 2. Kansas 3. Ohio State 4. UCLA 5. Indiana 6. Kentucky 7. UNLV 8. USC 9. Arkansas 10. Arizona 19. Seton Hall 21. Syracuse 22. Georgetown	1993 1. Indiana 2. Kentucky 3. Michigan 4. North Carolina 5. Arizona 6. Seton Hall 7. Cincinnati 8. Vanderbilt 9. Kansas 10. Duke	1994 1. Arkansas 2. Duke 3. Arizona 4. Florida 5. Purdue 6. Missouri 7. Connecticut 8. Michigan 9. North Carolina 10. Louisville 11. Boston College 14. Syracuse	1995 1. UCLA 2. Arkansas 3. North Carolina 4. Oklahoma State 5. Kentucky 6. Connecticut 7. Massachusetts 8. Virginia 9. Wake Forest 10. Kansas 16. Georgetown 17. Syracuse 23. Villanova
1996 1. Massachusetts 2. Kentucky 3. Connecticut 4. Georgetown 5. Kansas 6. Purdue 7. Cincinnati 8. Texas Tech 9. Wake Forest 10. Villanova 15. Syracuse	1997 1. Kansas 2. Utah 3. Minnesota 4. North Carolina 5. Seton Hall 6. South Carolina 7. UCLA 8. Duke 9. Wake Forest 10. Cincinnati 20. Villanova 23. Boston College	1998 1. Kentucky 2. Duke 3. North Carolina 4. Stanford 5. Duke 6. Arizona 7. Connecticut 8. Kansas 9. Purdue 10. Michigan State 13. Syracuse 18. West Virginia	1999 1. Connecticut 2. Duke 3. Michigan State 4. Ohio State 5. St. John's 6. Kentucky 7. Auburn 8. Maryland 9. Stanford 10. Utah 12. Miami
2000 1. Duke 2. Michigan State 3. Stanford 4. Arizona 5. Temple 6. Iowa State 7. Cincinnati 8. Ohio State 9. St. John's 10. LSU 16. Syracuse 20. Connecticut 23. Miami	2001 1. Duke 2. Stanford 3. Michigan State 4. Illinois 5. Arizona 6. North Carolina 7. Boston College 8. Florida 9. Kentucky 10. Iowa State 17. Syracuse 19. Notre Dame 21. Georgetown	2002 1. Maryland 2. Kansas 3. Indiana 4. Oklahoma 5. Connecticut 6. Oregon 7. Oregon 8. Cincinnati 9. Pittsburgh 10. Arizona	2003 1. Syracuse 2. Kansas 3. Texas 4. Kentucky 5. Arizona 6. Marquette 7. Oklahoma 8. Pittsburgh 9. Duke 10. Maryland 11. Connecticut 15. Notre Dame
2004 1. Stanford 2. Kentucky 3. Gonzaga 4. Oklahoma State 5. Saint Joseph's 6. Duke 7. Connecticut 8. Mississippi State 9. Pittsburgh 10. Wisconsin 20. Syracuse 21. Providence 25. Boston College	2005 1. Illinois 2. North Carolina 3. Duke 4. Louisville 5. Wake Forest 6. Oklahoma State 7. Kentucky 8. Washington 9. Arizona 10. Gonzaga 11. Syracuse 13. Connecticut 14. Boston College 19. Villanova	2006 1. Duke 2. Connecticut 3. Villanova 4. Memphis 5. Gonzaga 6. Ohio State 7. Boston College 8. UCLA 9. Texas 10. North Carolina 12. Pittsburgh 16. Syracuse 22. West Virginia 23. Georgetown	2007 1. Ohio State 2. Kansas 3. Florida 4. North Carolina 5. Memphis 6. Wisconsin 7. UCLA 8. Georgetown 9. Texas A&M 10. Oregon 12. Pittsburgh 16. Louisville 17. Notre Dame 20. Marquette
2008 1. North Carolina 2. Memphis 3. UCLA 4. Kansas 5. Tennessee 6. Wisconsin 7. Texas 8. Georgetown 9. Duke 10. Stanford 13. Louisville 15. Notre Dame 16. Connecticut 17. Pittsburgh 25. Marquette			

USA Today/ESPN Coaches

1992 1. Duke 2. Indiana 3. Michigan 4. Ohio State 5. Cincinnati 6. Kentucky 7. Kansas 8. Villanova 9. Oklahoma St. 10. Arkansas 13. Seton Hall 23. Georgetown 24. Syracuse	1993 1. North Carolina 2. Michigan 3. Kentucky 4. Kansas 5. Indiana 6. Cincinnati 7. Florida State 8. Vanderbilt 9. Duke 11. Seton Hall	1994 1. Arkansas 2. Duke 3. Arizona 4. Florida 5. Purdue 6. Missouri 7. Connecticut 8. Michigan 9. North Carolina 10. Louisville 11. Boston College 14. Syracuse	1995 1. UCLA 2. Arkansas 3. North Carolina 4. Oklahoma State 5. Kentucky 6. Connecticut 7. Massachusetts 8. Virginia 9. Wake Forest 10. Kansas 16. Georgetown 17. Syracuse 23. Villanova
1996 1. Kentucky 2. Massachusetts 3. Syracuse 4. Mississippi St. 5. Kansas 6. Cincinnati 7. Georgetown 8. Connecticut 9. Wake Forest 10. Texas Tech 17. Villanova	1997 1. Arizona 2. Kentucky 3. Minnesota 4. North Carolina 5. Kansas 6. Utah 7. UCLA 8. Clemson 9. Wake Forest 10. Louisville 15. Providence 23. Boston College	1998 1. Kentucky 2. Duke 3. North Carolina 4. Stanford 5. Duke 6. Arizona 7. Connecticut 8. Kansas 9. Purdue 10. Michigan State 13. Syracuse 18. West Virginia	1999 1. Connecticut 2. Duke 3. Michigan State 4. Ohio State 5. St. John's 6. Kentucky 7. Auburn 8. Maryland 9. Stanford 10. Utah 12. Miami
2000 1. Duke 2. Michigan State 3. Stanford 4. Arizona 5. Temple 6. Iowa State 7. Cincinnati 8. Ohio State 9. St. John's 10. LSU 16. Syracuse 20. Connecticut 23. Miami	2001 1. Duke 2. Arizona 3. Michigan State 4. Maryland 5. Stanford 6. Illinois 7. Kansas 8. Kentucky 9. Mississippi 10. North Carolina 11. Boston College 17. Georgetown 18. Syracuse 23. Notre Dame	2002 1. Maryland 2. Kansas 3. Indiana 4. Oklahoma 5. Connecticut 6. Oregon 7. Oregon 8. Cincinnati 9. Pittsburgh 10. Arizona	2003 1. Syracuse 2. Kansas 3. Texas 4. Kentucky 5. Arizona 6. Marquette 7. Oklahoma 8. Pittsburgh 9. Duke 10. Maryland 11. Connecticut 15. Notre Dame
2004 1. Connecticut 2. Duke 3. Georgia Tech 4. Oklahoma State 5. Saint Joseph's 6. Stanford 7. Pittsburgh 8. Kentucky 9. Kansas 10. Texas 19. Syracuse	2005 1. North Carolina 2. Illinois 3. Louisville 4. Michigan State 5. Kentucky 6. Arizona 7. Duke 8. Oklahoma State 9. Washington 10. Wisconsin 12. West Virginia 13. Villanova 17. Connecticut 19. Boston College 21. Syracuse	2006 1. Florida 2. UCLA 3. LSU 4. Connecticut 5. Villanova 6. Memphis 7. Duke 8. George Mason 9. Texas 10. Gonzaga 15. West Virginia 16. Georgetown 18. Pittsburgh	2007 1. Florida 2. Ohio State 3. UCLA 4. Georgetown 5. Kansas 6. North Carolina 7. Memphis 8. Oregon 9. Texas A&M 10. Pittsburgh Louisville
2008 1. Kansas 2. Memphis 3. North Carolina 4. UCLA 5. Texas 6. Louisville 7. Tennessee 8. Xavier 9. Davidson 10. Wisconsin 12. Georgetown 17. West Virginia 18. Pittsburgh 19. Notre Dame 24. Villanova			

BIG EAST Basketball by Season

2007-08	Home Teams, 90-54 1-point games (7); 2-point games (13); 3-point games (9)	11.3 ppg margin	1992-93	Home teams, 57-33 1-point games (9); 2-point games (5); 3-point games (8) Overtime games: (6)	8.5 ppg margin
2006-07	Home Teams, 83-45 1-point games (3); 2-point games (3); 3-point games (10)	10.9 ppg margin	1991-92	Home teams, 59-31 1-point games (4); 2-point games (6); 3-point games (3) Overtime games: (7, including 1 double overtime)	8.1 ppg margin
2005-06	Home Teams, 80-48 1-point games (4); 2-point games (7); 3-point games (12) Overtime games (10, including 2 double overtime)	9.3 ppg margin	1990-91	Home teams, 49-23 1-point games (1); 2-point games (7); 3-point games (6) Overtime games: (6)	9.0 ppg margin
2004-05	Home Teams, 56-40 1-point games (7); 2-point games (6); 3-point games (8) Overtime games (7, including 1 double overtime)	9.1 ppg margin	1989-90	Home teams, 40-32 1-point games (6); 2-point games (5); 3-point games (5) Overtime games: (4)	11.3 ppg margin
2003-04	Home teams, 63-49 1-point games (6); 2-point games (6); 3-point games (10) Overtime games (7, including 2 double overtime)	10.9 ppg margin	1988-89	Home teams, 48-24 1-point games (2); 2-point games (7); 3-point games (7) Overtime games: (5)	10.8 ppg margin
2002-03	Home teams, 69-43 1-point games (4); 2-point games (9); 3-point games (9) Overtime games (8, including 1 double overtime)	11.0 ppg margin	1987-88	Home teams, 46-26 1-point games (6); 2-point games (10); 3-point games (4) Overtime games: (3, including 1 double overtime)	8.9 ppg margin
2001-02	Home teams, 70-42 1-point games (3); 2-point games (11); 3-point games (9) Overtime games (11, including 1 double overtime and 1 four overtime)	10.8 ppg margin	1986-87	Home teams, 39-33 1-point games (9); 2-point games (6); 3-point games (6) Overtime games: (5, including 1 double overtime)	8.9 ppg margin
2000-01	Home teams, 73-39 1-point games (7); 2-point games (8); 3-point games (6); Overtime games (6)	11.8 ppg margin	1985-86	Home teams, 47-25 1-point games (9); 2-point games (4); 3-point games (6) Overtime games: (7, including 2 double overtimes)	10.2 ppg margin
1999-00	Home teams, 61-43 1-point game (4); 2-point games (7); 3-point games (5); Overtime games (4)	10.2 ppg margin	1984-85	Home teams, 42-30 1-point games (5); 2-point games (11); 3-point games (2) Overtime games: (5)	10.7 ppg margin
1998-99	Home teams, 62-55 1-point games (4); 2-point games (11); 3-point games (9); Overtime games (5, including 1 double overtime)	11.3 ppg margin	1983-84	Home teams, 41-31 1-point games (7); 2-point games (12); 3-point games (6) Overtime games: (12, including 2 double overtimes and 1 triple overtime)	9.3 ppg margin
1997-98	Home teams, 71-46 1-point games (4); 2-point games (7); 3-point games (6) Overtime games (4)	11.9 ppg margin	1982-83	Home teams, 45-27 1-point games (6); 2-point games (3); 3-point games (3) Overtime games: (4, including 1 double overtime)	11.3 ppg margin
1996-97	Home teams, 69-48 1-point games (3); 2-point games (10); 3-point games (7) Overtime games: (9)	10.5 ppg margin	1981-82	Home teams, 32-24 1-point games (9); 2-point games (4); 3-point games (2) Overtime games: (6, including 1 double overtime)	9.8 ppg margin
1995-96	Home teams, 77-40 1-point games (9); 2-point games (5); 3-point games (11) Overtime games: (5)	10.1 ppg margin	1980-81	Home teams, 40-16 1-point games (7); 2-point games (6); 3-point games (3) Overtime games: (5, including 1 double overtime)	8.0 ppg margin
1994-95	Home teams, 54-36 1-point games (5); 2-point games (8); 3-point games (6) Overtime games: (5)	10.2 ppg margin	1979-80	Away teams: 11 - 10 1-point games (1); 2-point games (3); 3-point games (1)	11.3 ppg margin
1993-94	Home teams, 55-35 1-point games (8); 2-point games (4); 3-point games (5) Overtime games: (8)	11.2 ppg margin			

All-time BIG EAST Conference Finishes

	BC	CIN	UC	DU	GU	UL	MU	UM	ND	UP	PC	RU	SJU	SHU	USF	SU	VU	VT	WVU
2008	—	10th	4th	12th	1st	2nd-T	5th-T	—	2nd-T	7th	12th-T	15th-T	14th	11th	15th-T	8th-T	—	5th-T	
2007	—	16th	12th	7th-T	1st*	2nd-T	5th-T	—	4th	2nd-T	10th	14th-T	11th	13th	14th-T	5th-T	7th-T	—	7th-T
2006	—	8th	1st-T	13th-T	4th-T	11th-T	4th-T	—	11th-T	4th-T	13th-T	9th-T	13th-T	7th	16th	9th-T	1st-T	—	3rd
2005	1st-T	—	1st-T	—	7th-T	—	—	—	6th	5th	9th-T	12th	11th	9th-T	—	3rd-T*	3rd-T	—	7th-T
2004	5th-T	—	2nd*	—	12th-T	—	—	—	12th-T	7th	1st	3rd-T	8th-T	14th	5th-T	—	3rd-T	11th-T	8th-T
2003#	1st-T	—	1st-T	—	5th	—	—	—	6th-T	3rd-T	1st-T*	3rd-T	7th	5th	3rd-T	—	1st-T	3rd-T	6th-T
2002#	4th	—	1st	—	3rd-T	—	—	—	2nd	2nd	1st	6th	5th	3rd	6th	—	3rd-T	5th	7th
2001#	1st*	—	3rd-T	—	2nd-T	—	—	—	3rd-T	1st	5th	2nd	7th	3rd-T	6th	—	2nd-T	3rd-T	7th
2000	13th	—	4th-T	—	8th-T	—	—	—	1st-T	6th-T	11th	12th	8th-T	3rd*	4th-T	—	1st-T	6th-T	—
1999	13th	—	1st*	—	10th	—	—	—	2nd	8th-T	11th	6th-T	6th-T	3rd	8th-T	—	4th-T	4th-T	—
1998#	6th	—	1st*	—	5th-T	—	—	—	2nd	5th	5th-T	4th	5th-T	2nd	3rd	—	1st	4th	—
1997#	1st-T*	—	6th	—	1st	—	—	—	4th-T	4th-T	2nd-T	2nd-T	6th-T	4th-T	6th-T	—	4th-T	1st-T	—
1996#	3rd	—	1st*	—	1st	—	—	—	4th	6th	7th	3rd	6th	5th	5th	—	2nd*	2nd	—
1995	10th	—	1st	—	4th	—	—	—	5th	9th	6th-T	—	6th-T	6th-T	—	3rd	2nd*	—	—
1994	3rd	—	1st	—	4th-T	—	—	—	10th	—	8th	4th-T*	—	9th	7th	—	2nd	4th-T	—
1993	4th-T	—	4th-T	—	8th	—	—	—	9th	—	4th-T	4th-T	—	2nd	1st*	—	3rd	10th	—
1992	8th	—	5th-T	—	1st-T	—	—	—	10th	—	7th	9th	—	1st-T	1st-T	—	5th-T*	4th	—
1991	9th	—	3rd-T	—	6th	—	—	—	—	—	3rd-T	7th-T	—	2nd	3rd-T*	—	1st	7th-T	—
1990	9th	—	1st-T*	—	3rd	—	—	—	—	—	7th-T	5th-T	—	4th	7th-T	—	1st-T	5th-T	—
1989	9th	—	7th-T	—	1st*	—	—	—	—	—	4th	5th-T	—	7th-T	2nd	—	3rd	5th-T	—
1988	7th	—	9th	—	3rd-T	—	—	—	—	—	1st	8th	—	5th-T	5th-T	—	2nd*	3rd-T	—
1987	8th-T	—	8th-T	—	1st-T*	—	—	—	—	—	1st-T	4th-T	—	4th-T	7th	—	1st-T	6th	—
1986	7th	—	8th-T	—	3rd	—	—	—	—	—	6th	5th	—	1st-T*	8th-T	—	1st-T	4th	—
1985	6th	—	7th	—	2nd*	—	—	—	—	—	5th	8th	—	1st	9th	—	3rd-T	3rd-T	—
1984	4th-T	—	7th-T	—	1st*	—	—	—	—	—	6th	7th-T	—	4th-T	9th	—	2nd-T	2nd-T	—
1983	1st-T	—	4th	—	4th	—	—	—	—	—	6th	8th	—	7th	1st-T	—	5th	1st-T	—
1982	4th	—	5th-T	—	2nd*	—	—	—	—	—	—	7th-T	—	3rd	7th-T	—	5th-T	1st	—
1981	1st	—	3rd	—	2nd	—	—	—	—	—	—	8th-T	—	3rd-T	7th	—	6th*	3rd-T	—
1980	5th	—	4th	—	1st-T*	—	—	—	—	—	—	7th	—	1st-T	6th	—	1st-T	—	—

* - BIG EAST Tournament Champion

- The BIG EAST had divisional play from 1995-96 until 1997-98 and from 2001-2002. --

T - Tie

In-Conference Streaks

Consecutive Wins

19	Connecticut, 1997-98/98-99
18	Connecticut, 1993-94/94-95
15	Connecticut, 1994-95/95-96
14	St. John's, 1984-85
14	Boston College, 2003-04/04-05
12	Syracuse, 2003-04/04-05
11	Syracuse, 1983-84/84-85
	Georgetown, 2006-07
10	Georgetown, 1983-84/84-85
	Villanova, 1981-82/82-83

Consecutive Losses

21	Miami, 1993-94/94-95
19	Boston College, 1990-91/91-92
18	Virginia Tech, 2000-01/01-02
16	Seton Hall, 1981-82/82-83
15	Seton Hall, 1984-85
15	USF, 2005-06
14	Miami, 1991-92/92-93

Victories by School

School	Years	Overall			BIG EAST		
		Wins	Losses	Pct.	Wins	Losses	Pct.
Cincinnati	107	1544	905	.630	18	34	.486
Connecticut	107	1468	834	.638	305	215	.587
DePaul	85	1348	790	.630	20	31	.392
Georgetown	101	1461	910	.616	331	205	.618
Louisville	93	1557	822	.654	34	20	.630
Marquette	91	1397	869	.617	33	22	.600
Notre Dame	103	1630	893	.646	118	115	.506
Pittsburgh	102	1381	1027	.574	247	236	.511
Providence	83	1255	824	.604	206	304	.404
Rutgers	96	1116	1041	.517	74	157	.320
St. John's	100	1716	851	.668	280	241	.537
Seton Hall	96	1307	916	.588	202	308	.396
USF	36	502	550	.477	7	43	.140
Syracuse	108	1725	796	.684	342	192	.640
Villanova	88	1475	838	.638	290	228	.560
West Virginia	98	1528	959	.614	106	130	.449

(All BIG EAST records include Championship games)

BIG EAST Titles By School

School	Reg. Season	Champ.	Total
Connecticut	10*	6	16
Georgetown	9*	7	16
Syracuse	8*	5	13
St. John's	5	3	8
Boston College	6*	2	8
Pittsburgh	5*	2	7
Seton Hall	2	2	4
Villanova	4*	1	5
Miami	1*	0	1
Notre Dame	1*	0	1
Providence	0	1	1

(The BIG EAST had divisional play from 1995-96 to '97-98 and 2000-01 to 2002-03)

*Includes Division titles