

# 2009-10 Record Book



## MEN'S BASKETBALL





# SOUTHLAND INDIVIDUAL SINGLE SEASON TOP 10



CENTRAL ARKANSAS • LAMAR • MCNEESE STATE • NICHOLLS • NORTHWESTERN STATE • SAM HOUSTON STATE • SOUTHEASTERN LOUISIANA • STEPHEN F. AUSTIN • UT ARLINGTON • UTSA • A&M-CORPUS CHRISTI • TEXAS STATE

### Points

Player, School	Year	G	Pts
Dwight Lamar, UL-Lafayette	1972	29	1054
Joe Dumars, McNeese	1984	31	819
Larry Jeffries, Trinity	1968	30	813
Dwight Lamar, UL-Lafayette	1973	28	808
Mike Green, La. Tech	1973	26	803
Alan Daniels, Lamar	2006	31	730
Kenneth Lyons, North Texas	1983	30	728
Mike McConathy, La. Tech	1977	26	716
Mike Olliver, Lamar	1980	33	716
Tom Sewell, Lamar	1984	31	710

### Scoring Average

Player, School	Year	G	Pts	Avg.
Dwight Lamar, UL-Lafayette	1972	29	1054	36.3
Mike Green, La. Tech	1973	26	803	30.9
Larry Jeffries, Trinity	1967	21	622	29.6
Dwight Lamar, UL-Lafayette	1973	28	808	28.9
Mike McConathy, La. Tech	1977	26	716	27.5
Don Scaife, Arkansas St.	1975	25	678	27.1
Larry Jeffries, Trinity	1968	30	813	27.1
Joe Dumars, McNeese St.	1984	31	819	26.4
Andrew Toney, UL-Lafayette	1980	24	627	26.1
Joe Dumars, McNeese St.	1985	27	697	25.8

### Rebounds

Player, School	Year	G	Avg.	Reb
Mike Green, La. Tech	1972	26	15.9	413
Roy Ebron, UL-Lafayette	1972	29	14.2	411
Mike Green, La. Tech	1973	26	15.7	409
Roy Ebron, UL-Lafayette	1973	29	12.3	357
John Dickson, Arkansas St.	1966	25	14.2	354
Willie Calvert, Abilene Christian	1972	25	14.2	354
Willie Calvert, Abilene Christian	1973	26	13.3	346
B. B. Davis, Lamar	1979	32	10.8	344
Don Bryson, Lamar	1965	23	14.9	343
David Lawrence, McNeese St.	1979	27	12.7	343

### Rebounding Average

Player, School	Year	G	Reb	Avg.
Mike Green, La. Tech	1972	26	413	15.9
Mike Green, La. Tech	1973	26	409	15.7
Don Bryson, Lamar	1965	23	343	14.9
Roy Ebron, UL-Lafayette	1972	29	411	14.2
John Dickson, Arkansas St.	1966	25	354	14.2
Willie Calvert, Abilene Christian	1972	25	354	14.2
John Rudd, McNeese St.	1976	24	328	13.7
John Belcher, Arkansas St.	1970	23	307	13.3
Willie Calvert, Abilene Christian	1973	26	346	13.3
David Lawrence, McNeese St.	1979	27	343	12.7

### Assists (Since 1981)

Player, School	Year	G	Avg.	Ast.
Alvin Brooks, Lamar	1981	30	8.3	249
Girard Harmon, McNeese St.	1986	30	8.1	243
Glover Cody, UT Arlington	1991	29	7.9	229
Johnny Collins, UL-Lafayette	1982	32	7.1	228
Ray Washington, Nicholls	1995	29	7.3	213
Ashton Mitchell, Sam Houston St.	2009	30	6.8	205
Kennan Jones, Northwestern St.	2007	32	6.3	200
Pointer Williams, McNeese St.	1996	27	7.4	200
Ronnell Peters, UT Arlington	1984	28	7.0	197
Glover Cody, UT Arlington	1992	29	6.7	196

### Steals (Since 1981)

Player, School	Year	G	Avg.	Stls
Pointer Williams, McNeese St.	1996	27	4.37	118
Senecca Wall, Sam Houston St.	2001	29	3.55	103
Johnny Collins, UL-Lafayette	1982	32	2.97	95
Devin Gibson, UTSA	2008	28	3.32	93
Ray Washington, Nicholls	1995	29	3.04	88
Keith Johnson, UL-Monroe	1993	31	2.77	86
Kevin Palmer, A&M-Corpus Christi	2009	33	2.60	86
Keith Johnson, UL-Monroe	1992	29	2.90	84
Donnell Hayden, North Texas	1991	28	2.96	83
Devin Gibson, UTSA	2009	27	3.00	82

### Blocked Shots (Since 1981)

Player, School	Year	G	Avg.	BS
Wojciech Myrda, UL-Monroe	2002	32	5.38	172
Wojciech Myrda, UL-Monroe	2000	28	5.14	144
Wojciech Myrda, UL-Monroe	2001	28	4.39	123
Kleon Penn, McNeese St.	2008	29	4.03	117
Kleon Penn, McNeese St.	2009	29	3.50	102
Durrell Nevels, Central Arkansas	2007	30	3.30	99
Wojciech Myrda, UL-Monroe	1999	27	3.56	96
Willie Simmons, La. Tech	1985	31	2.97	92
Eddy Fobbs, Sam Houston St.	2003	29	2.72	79
Willie Simmons, La. Tech	1984	33	2.27	75

### Field Goal Percentage

Player, School	Year	G	FG/FGA	Pct.
Jethro Owens, Northwestern St.	1991	28	132-185	.714
John Dickson, Arkansas St.	1967	22	198-286	.695
Sheldon O'Neal, UT Arlington	1994	29	130-194	.670
Rosell Ellis, McNeese St.	1997	30	213-319	.668
Ken Martens, Abilene Christian	1972	21	136-204	.667
John Dickson, Arkansas St.	1966	25	220-332	.663
Elton Hayes, Lamar	1973	24	146-222	.658
Roger Shute, UT Arlington	1976	27	136-209	.650
Robert Godbolt, La. Tech	1987	30	191-295	.647
Albert Culton, UT Arlington	1982	28	200-311	.643

### Free Throw Percentage

Player, School	Year	G	FG/FGA	Pct.
Josh Naylor, Texas St.	2004	28	56-60	.933
Mike Dillard, Sam Houston St.	1996	25	63-68	.926
Paul Wallace, McNeese St.	1993	25	59-65	.908
Josh Naylor, Texas St.	2005	28	69-76	.908
Clifton Ellis, Texas St.	1998	28	72-80	.900
Joey Ray, Lamar	2001	27	62-69	.899
Kenneth Willingham, SFA	1988	28	75-84	.893
Dave Simmons, La. Tech	1981	30	130-146	.890
Emmerson Wafer, La. Tech	1982	27	55-62	.887
Keith Cornett, UT Arlington	1995	27	70-79	.886



# SOUTHLAND INDIVIDUAL CAREER TOP 10

## Points

Player, School	Years	G	Pts
<sup>1</sup> Dwight Lamar, UL-Lafayette	1969-73	112	3,493
Joe Dumars, McNeese St.	1982-85	117	2,607
Andrew Toney, UL-Lafayette	1976-80	107	2,526
Mike Olliver, Lamar	1977-81	122	2,518
Larry Jeffries, Trinity	1966-69	98	2,454
<sup>1</sup> Mike Green, La. Tech	1969-73	102	2,340
<sup>1</sup> Kenny Lyons, North Texas	1979-83	111	2,291
<sup>1</sup> Jerry Rook, Arkansas St.	1962-65	94	2,153
Jesse Ratliff, North Texas	1990-94	114	2,130
Reggie Jackson, Nicholls	1991-95	110	2,124

## Scoring Average

Player, School	Years	G	Pts	Avg.
<sup>1</sup> Dwight Lamar, UL-Lafayette	1969-73	112	3,493	31.2
Larry Jeffries, Trinity	1966-69	98	2,454	25.0
Andrew Toney, UL-Lafayette	1976-80	107	2,526	23.6
<sup>1</sup> Mike Green, La. Tech	1969-73	102	2,340	22.9
<sup>1</sup> Jerry Rook, Arkansas St.	1962-65	94	2,153	22.9
Joe Dumars, McNeese St.	1982-85	117	2,607	22.3
Don Scaife, Arkansas St.	1972-75	74	1,652	22.3
Bruce Tibbets, UT Arlington	1964-65	40	855	21.5
Ryan Stuart, UL-Monroe	1992-93	50	1,238	21.3
Mike McConathy, La. Tech	1973-77	98	2,033	20.7

## Rebounds

Player, School	Years	G	Avg.	Reb
<sup>1</sup> Mike Green, La. Tech	1969-73	102	15.4	1,575
Reggie Jackson, Nicholls	1992-95	110	11.6	1,271
Ed Lawrence, McNeese St.	1973-76	102	11.9	1,212
John Rudd, McNeese St.	1975-78	102	11.6	1,181
John Belcher, Arkansas St.	1968-72	94	12.4	1,166
Clarence Kea, Lamar	1976-80	117	9.8	1,143
John Dickson, Arkansas St.	1963-67	96	11.9	1,139
B. B. Davis, Lamar	1977-81	119	9.4	1,122
Jim Bowles, Trinity	1965-69	97	10.9	1,059
David Lawrence, McNeese St.	1977-80	109	9.4	1,026

## Rebound Average

Player, School	Years	G	Reb	Avg.
<sup>1</sup> Mike Green, La. Tech	1969-73	102	1575	15.4
<sup>1</sup> Don Bryson, Lamar	1962-65	75	931	12.4
John Belcher, Arkansas St.	1968-72	94	1166	12.4
Willie Calvert, Abil. Christian	1970-73	76	905	11.9
Ed Lawrence, McNeese St.	1973-76	102	1212	11.9
John Dickson, Arkansas St.	1963-67	96	1139	11.9
Reggie Jackson, Nicholls	1992-95	110	1271	11.6
John Rudd, McNeese St.	1975-78	102	1181	11.6
Jim Bowles, Trinity	1965-69	97	1059	10.9

<sup>1</sup>Entire career not played as Southland Conference member.

## SINGLE GAME TOP TENS

### Scoring

Pts.	Player, School
52	Roderic Hall, UTSA vs. Maine, 1997
51	Michael Cutright, MCN vs. Stephen F. Austin, 1989
51	Dwight Lamar, ULL vs. Louisiana Tech, 1972
51	Dwight Lamar, ULL vs. Lamar, 1972
50	Mike Oliver, LU vs. Portland State, 1980
48	Don Heller, LU vs. McNeese State, 1964
47	Kenneth Lyons, UNT vs. Louisiana Tech, 1983
47	Mike McConathy, LTU vs. Lamar, 1976
47	Mike Green, LTU vs. Lamar, 1973
47	John Dickson, ASU vs. Tenn.-Chattanooga, 1967
47	John Dickson, ASU vs. UT Arlington, 1967

### Rebounding

Rebs.	Player, School
28	Roy Ebron, ULL vs. Northwestern St., 1972
28	Odis Booker, LU vs. Texas Wesleyan, 1965
27	Henry Ray, MCN vs. UT Arlington, 1974
27	Steve Wade, LU vs. Oral Roberts, 1972
26	John Rudd, MCN vs. Rice, 1976
26	Ed Lawrence, MCN vs. Lamar, 1973
26	Don Bryson, LU vs. Southern Mississippi, 1965
26	John Belcher, ASU vs. UT Arlington, 1970
24	Ronnie Morgan, UNT vs. Southern Miss, 1987
24	Albert Culton, UTA vs. Northeastern, 1981
24	David Lawrence, MCN vs. Lamar, 1979
24	Clarence Kea, LU vs. Texas Lutheran, 1977

## COACHING LEADERS

### Total Victories

Minimum three years in Southland Conference and only years when school was a member of the league are included.

Coach, School	Years	Avg	Pct.	W
Mike Vining, ULM	1983-05	16.7	.568	383
<b>Bob Marlin, SHSU</b>	<b>1999-present</b>	<b>20.0</b>	<b>.619</b>	<b>200</b>
Eddie McCarter, UTA	1993-06	12.8	.459	179
Tim Carter, UTSA	1996-06	14.5	.519	160
Jack Martin, LU	1964-76	12.3	.503	160
<b>Danny Kaspar, SFA</b>	<b>2000-present</b>	<b>17.6</b>	<b>.582</b>	<b>158</b>
<b>Mike McConathy, NWLA</b>	<b>2001-present</b>	<b>15.6</b>	<b>.502</b>	<b>156</b>
Glenn Duhon, MCN	1978-87	15.5	.533	155
Rickey Broussard, NICH	1992-01	13.4	.482	147
Pat Foster, LU	1981-86	22.3	.732	134
Andy Russo, LTU	1980-85	20.3	.668	122
Billy Tubbs, LU	1977-80, 04-06	17.3	.576	121

### Winning Percentage

Minimum two years in Southland Conference and only years when school was a member of the league are included.

Coach, School	Years	W-L	Pct.
Bill Reigal, MCN	1973-74	41-10	.804
Pat Foster, LU	1981-86	134-49	.732
Scotty Robertson, LTU	1972-74	53-20	.726
Andy Russo, LTU	1980-85	122-55	.668
E. W. Foy, MCN	1975-77	52-26	.667
Bobby Paschal, ULL	1979-82	76-41	.650
<b>Bob Marlin, SHSU</b>	<b>1999-present</b>	<b>200-123</b>	<b>.619</b>
<b>Danny Kaspar, SFA</b>	<b>2000-present</b>	<b>158-104</b>	<b>.603</b>
Stu Starner, UTSA	1991-96	83-59	.584
Billy Tubbs, LU	1977-80, 04-06	121-89	.576
Jim Hatfield, ULL	1976-78	47-35	.573
Mike Vining, ULM	1983-05	383-291	.568

SOUTHLAND CONFERENCE

CENTRAL ARKANSAS • LAMAR • MCNEESE STATE • NICHOLLS • NORTHWESTERN STATE • SAM HOUSTON STATE • SOUTHEASTERN LOUISIANA • STEPHEN F. AUSTIN • UT ARLINGTON • UTSA • A&M - CORPUS CHRISTI • TEXAS STATE



# SOUTHLAND INDIVIDUAL RECORDS

## Most Points

Game: 52, Roderic Hall, UTSA vs. Maine, 1997  
 Season: 1,054, Dwight Lamar, UL-Lafayette, 1972  
 Career: 3,493, Dwight Lamar, UL-Lafayette, 1970-73

## Highest Scoring Average

Season: 36.3, Dwight Lamar, UL-Lafayette, 1972  
 Career: 31.2, Dwight Lamar, UL-Lafayette, 1970-73

## Most Field Goals Made

Game: 23, Dwight Lamar, ULL vs. Houston Baptist, 1973  
 Season: 429, Dwight Lamar, UL-Lafayette, 1972  
 Career: 1,445, Dwight Lamar, UL-Lafayette, 1970-73

## Most Field Goals Attempted

Game: 41, Dwight Lamar, ULL vs. McNeese St., 1973  
 41, Dwight Lamar, ULL vs. E. Kentucky, 1972  
 Season: 949, Dwight Lamar, UL-Lafayette, 1972  
 Career: 3,208, Dwight Lamar, UL-Lafayette, 1970-73

## Highest Field Goal Percentage (Min. 10 field goals)

Game: 100.0 (14-14), Dan Henderson, ASU vs. Ga. Southern, 1976  
 100.0 (10-10), Ben Hunt, SFA vs. UL-Monroe, 2002  
 100.0 (10-10), Noble Evans, SLU vs. Grambling, 1998  
 100.0 (10-10), Fab Flournoy, MCN vs. Stephen F. Austin, 1995  
 100.0 (10-10), Ryan Stuart, ULM vs. UT Arlington, 1992  
 100.0 (10-10), Jermaine Griffin, UTA at Lamar, 2008  
 Season: 71.4 (132-185), Jethro Owens, Northwestern St., 1991  
 Career: 62.9 (373-593), Albert Culton, UT Arlington, 1980-82

## Most Three Point Goals Made

Game: 10, Earnest Porter, NICH vs. Troy, 2002  
 10, Daryl Cohen, SLU vs. McNeese St., 2007  
 Season: 115, Paul Marshall, UL-Monroe, 1996  
 Career: 331, Demond Mallet, McNeese St., 1997-2001  
 (Mallet was injured in 2000 and received hardship yr.)

## Most Three Point Goals Attempted

Game: 24, Daryl Cohen, SLU vs. McNeese St., 2007  
 22, Ray Schufford, UNT vs. Sam Houston St., 1990  
 Season: 281, Paul Marshall, UL-Monroe, 1996  
 Career: 878, Demond Mallet, McNeese St., 1997-2001  
 (Mallet was injured in 2000 and received hardship yr.)

## Most Free Throws Made

Game: 20, McEverett Powers, UTSA vs. UT Arlington, 2002  
 20, Paul Renfro, UTA vs. UL-Lafayette, 1979  
 Season: 267, Joe Dumars, McNeese St., 1984  
 Career: 723, Joe Dumars, McNeese St., 1982-85

## Most Free Throws Attempted

Game: 26, McEverett Powers, UTSA vs. UT Arlington, 2002 (20 made)  
 Season: 336, McEverett Powers, UTSA, 2002  
 Career: 917, Joe Dumars, McNeese St., 1982-85

## Highest Free Throw Percentage (Min. 16 attempts)

Game: 100.0 (20-20), Paul Renfro, UTA vs. La.-Lafayette, 1979  
 100.0 (16-16), Damany Hendrix, LU vs. UT Arlington, 2002  
 100.0 (16-16), Mike McConathy, LT vs. Southern Miss, 1977  
 Season: 93.3 (56-60), Josh Naylor, Texas St., 2004  
 Career: 91.9 (125-136), Josh Naylor, Texas St., 2004-05

## Consecutive Free Throws Made

Season: 43, Russell Ponds, Texas St., 1992-93



Roderic Hall, UTSA

## Most Rebounds

Game: 28, Roy Ebron, ULL vs. Northwestern St., 1972  
 28, Odis Booker, LU vs. Texas Wesleyan, 1965  
 Season: 413, Mike Green, Louisiana Tech, 1972  
 Career: 1,575, Mike Green, Louisiana Tech, 1970-73

## Highest Rebound Average

Season: 15.9, Mike Green, Louisiana Tech, 1972  
 Career: 15.4, Mike Green, Louisiana Tech, 1970-73

## Most Assists

Game: 21, Alvin Brooks, LU vs. UTPA, 1981  
 Season: 249, Alvin Brooks, Lamar, 1981  
 Career: 712, Wayne Smith, Louisiana Tech, 1983-86

## Most Steals

Game: 10, Ricky Woods, SLU vs. Lamar, 2006  
 10, Arthur Hayes, ULM vs. McNeese St., 1983  
 10, Tim Keyes, Sam Houston St. vs. Texas, 1988  
 Season: 103, Senecca Wall, Sam Houston St., 2001  
 Career: 241, Roderick Ford, UT Arlington, 1985-88

## Most Blocked Shots

Game: 13, Wojciech Myrda, ULM vs. UTSA, 2002  
 13, D'or Fischer, NWLA vs. Texas St., 2001  
 Season: 172, Wojciech Myrda, UL-Monroe, 2002  
 Career: 535, Wojciech Myrda, UL-Monroe, 1999-02

## Most Personal Fouls

Season: 145, Chad Jacobs, UL-Monroe, 1991  
 Career: 385, Chris Faggi, McNeese St., 1978-82



# SOUTHLAND TEAM RECORDS

## Most Points Scored

Game: 154, UT Arlington vs. Huston-Tillotson, 1991  
Season: 2,818, Lamar, 1979

## Highest Scoring Average

Season: 101.2, Louisiana Tech, 1972

## Most Field Goals Made

Game: 60, UT Arlington vs. Huston-Tillotson, 1991  
Season: 1,181, Lamar, 1979

## Most Field Goals Attempted

Game: 122, UT Arlington vs. Huston-Tillotson, 1991  
Season: 2,509, Lamar, 1979

## Highest Field Goal Percentage

Game: 80.8, Arkansas St. vs. Lamar, 1982  
Season: 53.7, Abilene Christian, 1965

## Most Three Point Field Goals Made

Game: 21, Nicholls vs. Texas A&M-Corpus Christi, 2007  
Season: 269, Nicholls, 2007

## Most Three Point Field Goals Attempted

Game: 51, UT Arlington vs. New Mexico, 1991  
Season: 806, Nicholls, 2007

## Best Three Point Field Goal Percentage (Min. 5)

Game: 100.0 (6-6), Texas St. vs. Nicholls, 1989  
100.0 (6-6), UL-Monroe vs. Howard, 1988  
Season: 43.9 (177-403), UL-Monroe, 1990

## Most Free Throws Made

Game: 46, UT Arlington vs. North Texas, 1991  
Season: 611, Louisiana Tech, 1984

## Most Free Throws Attempted

Game: 62, UL-Monroe vs. Northwestern St., 1992  
Season: 901, Louisiana Tech, 1984

## Best Free Throw Percentage (Min. 20 attempts)

Game: 100.0 (22-22), Texas St. vs. UTSA, 2004  
100.0 (21-21), McNeese St. vs. Southeastern La., 2001  
100.0 (21-21), Texas A&M-Corpus Christi vs. Detroit, 2006  
100.0 (20-20), Stephen F. Austin vs. Howard Payne, 2006  
100.0 (20-20), Stephen F. Austin vs. South Florida, 2005  
100.0 (20-20), UTSA vs. Nicholls, 2004  
Season: 76.3, Arkansas St., 1985

## Most Rebounds

Game: 81, McNeese St. vs. Lamar, 1973/1975  
Season: 1,541, UL-Lafayette, 1972

## Highest Rebound Average

Season: 56.5, Louisiana Tech, 1972

## Most Blocked Shots

Game: 17, UL-Monroe vs. Lamar, 2000  
Season: 217, UL-Monroe, 2002

## Most Victories

Season: 29, Louisiana Tech, 1985  
Southland: 17, Sam Houston St., 2003  
17, McNeese St., 2002  
17, Nicholls, 1995  
17, UL-Monroe, 1993

## Most Consecutive Victories

19, UL-Monroe (16 in 1992-93 and three in 1993-94)

## Most Points Scored Against

Game: 135, Lamar vs. UT Arlington, 1967 (3OT)  
Season: 2,615, Texas A&M-Corpus Christi, 2006-07

## Highest Opponent Scoring Average

Season: 95.1, UT Arlington, 1968

## Most Opponent Field Goals Made

Game: 59, UT Arlington vs. New Mexico, 1991  
Season: 1,080, Lamar, 1979

## Most Opponent Field Goals Attempted

Game: 113, UT Arlington vs. Lamar, 1967  
Season: 2,265, Lamar, 1979

## Best Field Goal Percentage Against

Game: 80.8, Lamar vs. Arkansas St., 1982  
Season: 53.0, North Texas, 1985

## Most Three Point Goals Made Against

Game: 18, UL-Monroe vs. Cincinnati, 2002  
Season: 292, Nicholls, 2007

## Most 3-Point Goals Attempted Against

Game: 44, UT Arlington vs. North Texas, 1993  
Season: 759, Nicholls, 2007

## Best Three Point Percentage Against

Game: (min. 5) 100.0 (7-7), UT Arlington vs. SFA, 1987  
(min. 10) 75.0 (9-12), UT Arlington vs. TXST, 2000  
Season: 43.4 (116-267), UT Arlington, 1987

## Most Free Throws Made Against

Game: 46, North Texas vs. UT Arlington, 1991  
Season: 710, UT Arlington, 1965

## Most Free Throws Attempted Against

Game: 62, Northwestern St. vs. UL-Monroe, 1992  
Season: 863, Sam Houston St., 1992

## Best Free Throw Percentage Against (Min. 20 attempts)

Game: 100.0 (22-22), UTSA vs. Texas St., 2004  
100.0 (20-20), Nicholls vs. UTSA, 2004  
Season: 74.6, Arkansas St., 1980

## Most Rebounds Against

Game: 85, UT Arlington vs. New Mexico St., 1971  
Season: 1,394, Lamar, 1979

## Highest Rebounding Average Against

Season: 57.8, Trinity, 1964



CENTRAL ARKANSAS • LAMAR • MCNEESE STATE • NICHOLLS • NORTHWESTERN STATE • SAM HOUSTON STATE • SOUTHEASTERN LOUISIANA • STEPHEN F. AUSTIN • UT ARLINGTON • UTSA • A&M-CORPUS CHRISTI • TEXAS STATE



# SOUTHLAND YEAR-BY-YEAR INDIVIDUAL STATISTICAL LEADERS



CENTRAL ARKANSAS • LAMAR • MCNEESE STATE • NICHOLLS • NORTHWESTERN STATE • SAM HOUSTON STATE • SOUTHEASTERN LOUISIANA • STEPHEN F. AUSTIN • UT ARLINGTON • UTSA • A&M-CORPUS CHRISTI • TEXAS STATE

Scoring		G	FG	FT	TP	Avg.
1964	Jerry Rook, ASU	25	243	147	633	25.3
1965	Don Bryson, LU	23	194	143	533	23.1
1966	John Dickson, ASU	25	220	119	559	22.4
1967	Larry Jeffries, Trinity	21	232	158	622	29.6
1968	Larry Jeffries, Trinity	30	320	173	813	27.1
1969	Larry Jeffries, Trinity	24	210	162	582	24.3
1970	Ronnie Hearne, ACC	26	199	175	573	22.0
1971	Felix Thruston, Trinity	21	215	96	526	25.0
1972	Dwight LU, ULL	29	429	196	1,054	36.3
1973	Mike Green, LT	26	351	101	803	30.9
1974	Steve Brooks, ASU	25	208	94	510	20.4
1975	Don Scaife, ASU	25	289	100	678	27.1
1976	Mike McConathy, LT	26	250	142	642	24.7
1977	Mike McConathy, LT	26	258	200	716	27.6
1978	Andrew Toney, ULL	27	262	137	661	24.5
1979	Andrew Toney, ULL	27	242	146	630	23.3
1980	Andrew Toney, ULL	24	239	149	627	26.1
1981	Kevin Figaro, ULL	28	260	119	639	22.8
1982	Ralph McPherson, UTA	28	204	102	510	18.2
1983	Kenneth Lyons, UNT	30	282	164	728	24.3
1984	Joe Dumars, MCN	31	275	267	819	26.4
1985	Joe Dumars, MCN	27	248	201	697	25.8
1986	Bobby Jenkins, ULM	30	225	132	582	19.4
1987	Jerome Batiste, MCN	28	234	145	613	21.9
1988	Tony Worrell, UNT	30	205	144	605	20.2
1989	Terrance Rayford, NWLA	29	216	157	591	20.4
1990	Anthony Pullard, MCN	26	235	102	585	22.5
1991	Donnell Hayden, UNT	28	224	115	627	22.4
1992	Ryan Stuart, ULM	29	249	119	625	21.6
1993	Jesse Ratliff, UNT	26	207	127	601	23.1
1994	Eric Kubel, NWLA	26	236	159	632	24.3
1995	Reggie Jackson, NICH	30	251	147	649	21.6
1996	Paul Marshall, ULM	30	214	97	640	21.3
1997	Kenderick Franklin, NICH	26	196	126	574	22.1
1998	Demond Mallet, MCN	26	167	64	492	18.9
1999	Patrick Gusters, SFA	25	189	115	512	20.5
2000	Tierre Brown, MCN	27	217	129	593	22.0
2001	Demond Mallet, MCN	31	216	121	660	21.3
2002	McEverett Powers, UTSA	29	163	218	544	18.8
2003	LeRoy Hurd, UTSA	22	131	98	388	17.6
2004	LeRoy Hurd, UTSA	33	211	174	639	19.4
2005	Alan Daniels, LU	29	203	93	576	19.9
2006	Alan Daniels, LU	31	250	75	730	23.5
2007	Stefan Blaszczyński, NICH	24	149	109	460	19.2
2008	Nate Bowie, UCA	30	152	160	524	17.5
2009	Kevin Palmer, AMCC	33	190	165	599	18.2

Field Goal Percentage		G	FGM	FGA	Pct.
1964	Spencer Pickens, ACC	27	96	163	.589
1965	Bruce Tibbets, UTA	23	183	287	.638
1966	John Dickson, ASU	25	220	332	.663
1967	John Dickson, ASU	22	198	286	.695
1968	Wendell Stewart, ACC	23	97	155	.626
1969	Jim Fowler, Trinity	22	95	157	.605
1970	John Belcher, ASU	23	167	269	.621
1971	John Belcher, ASU	24	174	275	.633
1972	Ken Martens, ACC	21	136	204	.667
1973	Elton Hayes, LU	24	146	222	.658
1974	Jerry Johnson, UTA	25	135	232	.582
1975	Jerry Johnson, UTA	25	171	316	.541
1976	Roger Shute, UTA	27	136	209	.650
1977	Victor King, LT	26	114	195	.585
1978	Paul Renfro, UTA	27	105	185	.568
1979	David Lawrence, MCN	27	226	356	.635
1980	Andrew Toney, ULL	24	239	425	.562
1981	Albert Culton, UTA	28	173	282	.613
1982	Albert Culton, UTA	28	200	311	.643
1983	Sam Norton, UTA	20	114	184	.620
1984	George Milhouse, LU	31	99	156	.635
1985	Willie Bland, LT	32	134	217	.618
1986	Jerome Batiste, MCN	32	244	404	.604

1987	Robert Godbolt, LT	30	191	295	.647
1988	George Jones, NWLA	26	111	188	.590
1989	Mark Thompson, MCN	30	158	268	.590
1990	Erik Hammock, SHSU	28	110	190	.579
1991	Jethro Owens, NWLA	28	132	185	.714
1992	Johnny McDowell, UTA	29	184	287	.641
1993	Johnny McDowell, UTA	28	190	315	.603
1994	Sheldon O'Neal, UTA	29	130	194	.670
1995	Reggie Jackson, NICH	30	251	433	.580
1996	George King, UNT	28	68	150	.453
1997	Rosell Ellis, MCN	30	213	319	.668
1998	Leon Watson, UTSA	27	151	245	.616
1999	Leon Watson, UTSA	29	154	273	.564
2000	Ricky Fernandez, SHSU	29	88	155	.568
2001	Ron Banks, SFA	26	121	204	.593
2002	Fred Gentry, MCN	30	124	207	.599
2003	Lewis Arline, LU	27	84	150	.560
2004	Donny Beacham, UTA	28	92	148	.622
2005	Jermaine Spencer, NWLA	2	114	184	.620
2006	Roderick Rodgers, UTSA	22	70	112	.625
2007	Joseph Polite, SLU	30	137	215	.637
2008	Lamar Sanders, LU	30	145	226	.642
2009	Kleon Penn, MCN	29	99	154	.643

Free Throw Percentage		G	FTM	FTA	Pct.
1964	Jerry Parker, LU	25	92	112	.821
1965	Jerry Rook, ASU	22	150	173	.867
1966	Dink Ford, UTA	22	111	131	.847
1967	Terry George, UTA	25	118	140	.843
1968	Marion Lewis, ACC	22	60	72	.833
1969	Ronnie Hearne, ACC	25	79	95	.822
1970	Allen Pruet, ASU	23	70	84	.833
1971	Allen Pruet, ASU	24	79	91	.868
1972	Kirby Collins, LU	26	72	90	.800
1973	Dwight LU, ULL	28	130	166	.783
1974	Jerry Johnson, UTA	25	66	82	.805
1975	Monte Jones, LU	20	62	80	.775
1976	Monte Jones, LU	23	64	76	.843
1977	Greg Stuckey, UTA	27	71	83	.855
1978	Chirley McLaurin, MCN	28	52	63	.825
1979	Paul Renfro, UTA	26	146	165	.885
1980	Toby McCammon, ASU	23	63	77	.818
1981	Dave Simmons, LT	30	130	146	.890
1982	Emmerson Wafer, LT	27	55	62	.887
1983	Bobby Joe Douglas, ULM	28	85	110	.773
1984	Bobby Joe Douglas, ULM	29	80	95	.842
1985	Joe Dumars, MCN	27	201	236	.852
1986	Steve Wiedower, ASU	23	54	61	.885
1987	Steve Wiedower, ASU	34	74	92	.804
1988	Kenneth Willingham, SFA	28	75	84	.893
1989	Anthony Jones, ULM	29	71	83	.855
1990	Fred Thompson, ULM	30	87	102	.853
1991	Casey Jones, ULM	32	76	90	.844
1992	Ronnie Ellison, UTSA	29	101	130	.777
1993	Paul Wallace, MCN	25	59	65	.908
1994	Roosevelt Moore, SHSU	27	52	61	.852
1995	Keith Cornett, UTA	27	70	79	.886
1996	Mike Dillard, SHSU	25	63	68	.926
1997	Dameon Sansom, TXST	28	76	91	.835
1998	Clifton Ellis, TXST	28	72	80	.900
1999	Matt Sundblad, LU	28	84	95	.884
2000	Marcus Kemp, SLU	27	56	67	.836
2001	Joey Ray, LU	27	62	69	.899
2002	Clay Click, TXST	26	69	78	.885
2003	Jasen Gast, SFA	29	70	80	.875
2004	Josh Naylor, TXST	28	56	60	.933
2005	Josh Naylor, TXST	28	69	76	.908
2006	Cyril Djoukeng, NICH	26	57	65	.877
2007	Terry Bryant, SLU	30	80	91	.879
2008	Anatoly Bose, NICH	31	63	74	.851
2009	Kenny Dawkins, LU	25	86	98	.878



# SOUTHLAND YEAR-BY-YEAR INDIVIDUAL STATISTICAL LEADERS



CENTRAL ARKANSAS • LAMAR • MCNEESE STATE • NICHOLLS • NORTHWESTERN STATE • SAM HOUSTON STATE • SOUTHEASTERN LOUISIANA • STEPHEN F. AUSTIN • UT ARLINGTON • UTSA • A&M - CORPUS CHRISTI • TEXAS STATE

<b>Rebounding</b>		<b>G</b>	<b>Reb</b>	<b>Avg.</b>
1964	Don Bryson, LU	25	281	11.2
1965	Don Bryson, LU	23	343	14.9
1966	John Dickson, ASU	25	354	14.2
1967	Mike Nau, UTA	26	301	11.6
1968	Jim Nicholson, LU	25	240	9.6
1969	Wayne Moore, LU	24	302	12.6
1970	John Belcher, ASU	23	307	13.3
1971	John Belcher, ASU	24	279	11.6
1972	Mike Green, LT	26	413	15.9
1973	Mike Green, LT	26	409	15.7
1974	Steve Brooks, ASU	25	277	11.1
	Edmond Lawrence, MCN	25	277	11.1
1975	John Rudd, MCN	24	301	12.5
1976	John Rudd, MCN	24	328	13.7
1977	Elliott Lawrence, LT	26	277	10.7
1978	John Rudd, MCN	27	288	10.7
1979	David Lawrence, MCN	27	343	12.7
1980	Clarence Kea, LU	33	328	9.9
1981	Albert Culton, UTA	28	275	9.8
1982	Fred Chaffould, MCN	22	243	11.0
1983	Karl Malone, LT	28	289	10.3
1984	Sam Norton, UTA	28	304	10.9
1985	Karl Malone, LT	32	288	9.0
1986	Jerome Batiste, MCN	32	277	8.7
1987	James Gulley, LU	29	288	9.9
1988	Ronnie Morgan, UNT	30	305	10.2
1989	Torgier Bryn, TXST	30	271	9.0
1990	Ronnie Morgan, UNT	21	227	10.8
1991	Derrick Turner, MCN	24	205	8.5
1992	Reggie Jackson, NICH	28	310	11.1
1993	Reggie Jackson, NICH	26	325	12.5
1994	Eric Kubel, NWLA	26	341	13.1
1995	Javan Rouzan, SFA	28	311	11.1
1996	Javan Rouzan, SFA	28	252	9.0
1997	John Stokes, ULM	27	232	8.6
1998	Jeff Foster, TXST	28	285	10.2
1999	Jeff Foster, TXST	28	316	11.3
2000	Mike Smith, ULM	28	264	9.4
2001	Brian Lubeck, ULM	27	244	9.0
2002	Donald Cole, SHSU	28	287	10.2
2003	Kirby Lemons, ULM	28	285	10.2
2004	Nate Lofton, SLU	29	315	10.9
2005	Steven Thomas, UTA	28	221	7.9
2006	Ricky Woods, SLU	28	304	10.9
2007	LU Sanders, LU	32	315	9.8
2008	Ryan Bright, SHSU	31	337	10.9
2009	Jay Brown, LU	29	260	9.0

<b>Assists</b>		<b>G</b>	<b>Ast</b>	<b>Avg.</b>
1981	Alvin Brooks, LU	30	249	8.3
1982	Johnny Collins, ULL	32	228	7.1
1983	Pat Hicks, UNT	30	171	5.7
1984	Ronell Peters, UTA	28	197	7.0
1985	Girard Harmon, MCN	28	184	6.6
1986	Girard Harmon, MCN	30	243	8.1
1987	Kelvin Lewis, LT	30	186	6.2
1988	Gerald Wright, TXST	30	173	5.8
1989	Tim Keyes, SHSU	28	186	6.6
1990	Roman Banks, NWLA	29	157	5.4
1991	Glover Cody, UTA	29	229	7.9
1992	Glover Cody, UTA	29	196	6.7
1993	Russell Ponds, TXST	27	163	6.0
1994	Howard Nathan, ULM	23	179	7.8
1995	Ray Washington, NICH	29	213	7.3
1996	Pointer Williams, MCN	27	200	7.4
1997	Ryan Bundy, NWLA	28	163	5.8
1998	Boney Watson, SHSU	24	140	5.8
1999	Boney Watson, SHSU	26	143	5.5
2000	Boney Watson, SHSU	29	185	6.4
2001	Eddy Barlow, SHSU	29	143	4.9
2002	Robert Shannon, SHSU	28	147	5.3

2003	Robert Shannon, SHSU	30	181	6.0
2004	Michael Gardener, SLU	29	143	4.9
2005	Willie Depron, NICH	27	138	5.1
2006	Jejuan Plair, SHSU	31	175	5.7
2007	Kennan Jones, NWLA	32	200	6.3
2008	Eric Bell, SFA	32	182	5.7
2009	Ashton Mitchell, SHSU	30	205	6.8

<b>Steals</b>		<b>G</b>	<b>St</b>	<b>Avg.</b>
1981	Rickey Leggett, UTA	27	61	2.26
1982	Johnny Collins, ULL	32	95	2.97
1983	Karl Malone, LT	28	53	1.89
1984	Ronell Peters, UTA	28	57	2.04
1985	Arthur Hayes, ULM	29	66	2.28
1986	Ronell Peters, UTA	30	71	2.37
1987	Deon Alexander, UNT	28	56	2.00
1988	Roderick Ford, UTA	29	70	2.41
1989	Tim Keyes, SHSU	28	78	2.79
1990	Anthony Jones, ULM	30	58	1.93
1991	Donnell Hayden, UNT	28	83	2.96
1992	Keith Johnson, ULM	29	84	2.90
1993	Keith Johnson, ULM	31	86	2.77
1994	Gerard King, NICH	27	61	2.26
1995	Ray Washington, NICH	29	88	3.03
1996	Pointer Williams, MCN	27	118	4.37
1997	Anthony Cook, ULM	21	47	2.24
1998	James Banks, NICH	28	69	2.46
1999	Franklin Paul, MCN	23	65	2.83
2000	James Banks, NICH	28	76	2.71
2001	Senecca Wall, SHSU	29	103	3.55
2002	David Sykes, TXST	26	62	2.38
2003	Tyronn Mitchell, NWLA	27	70	2.59
2004	Willie Depron, NICH	27	65	2.41
2005	Willie Depron, NICH	27	66	2.44
2006	Dwight Boatner, MCN	20	56	2.80
2007	Kurt Attaway, UTSA	29	60	2.07
2008	Devin Gibson, UTSA	28	93	3.32
2009	Devin Gibson, UTSA	27	82	3.03

<b>Blocked Shots</b>		<b>G</b>	<b>Blk</b>	<b>Avg.</b>
1981	Ben Scarborough, MCN	32	44	1.38
1982	Willie Simmons, LT	27	46	1.70
1983	Willie Simmons, LT	28	55	1.96
1984	Willie Simmons, LT	33	75	2.27
1985	Willie Simmons, LT	31	92	2.97
1986	Gerard Phillips, ULM	30	36	1.20
1987	John Tate, ASU	34	34	1.00
1988	Torgeir Bryn, TXST	31	62	2.00
1989	Torgier Bryn, TXST	30	43	1.43
1990	Tim Holloway, SFA	23	31	1.35
1991	Martin Yokum, MCN	27	52	1.93
1992	Thomas Gipson, UNT	29	51	1.80
1993	Martin Yokum, MCN	27	65	2.41
1994	Martin Yokum, MCN	27	48	1.78
1995	Frank Mata, SHSU	26	45	1.73
1996	Dennis Newton, ULM	30	73	2.43
1997	Jason Wallace, MCN	29	46	1.59
1998	Leon Watson, UTSA	27	65	2.41
1999	Wojciech Myrda, ULM	27	96	3.56
2000	Wojciech Myrda, ULM	28	144	5.14
2001	Wojciech Myrda, ULM	28	123	4.39
2002	Wojciech Myrda, ULM	32	172	5.38
2003	Eddy Fobbs, SHSU	29	79	2.72
2004	Jason Grant, LU	28	71	2.54
2005	Eddy Fobbs, SHSU	30	68	2.27
2006	Thomas Fairley, LU	28	70	2.50
2007	Durrell Nevels, UCA	30	99	3.30
2008	Kleon Penn, MCN	29	117	4.03
2009	Kleon Penn, MCN	29	102	3.51



## SOUTHLAND YEAR-BY-YEAR TEAM LEADERS

CENTRAL ARKANSAS • LAMAR • MCNEESE STATE • NICHOLLS • NORTHWESTERN STATE • SAM HOUSTON STATE • SOUTHEASTERN LOUISIANA • STEPHEN F. AUSTIN • UT ARLINGTON • UTSA • A&M-CORPUS CHRISTI • TEXAS STATE

Scoring Offense		Avg.
1965	Lamar	92.7
1966	Lamar	86.7
1967	Arkansas State	82.9
1968	Trinity	91.8
1969	Trinity	86.8
1970	Trinity	89.5
1971	Lamar	87.4
1972	Louisiana Tech	101.1
1973	Louisiana-Lafayette	96.6
1974	McNeese State	84.8
1975	Lamar	83.7
1976	McNeese State	83.7
1977	Louisiana Tech	82.8
1978	Louisiana-Lafayette	86.2
1979	Lamar	88.1
1980	Louisiana-Lafayette	83.3
1981	UT Arlington	81.8
1982	UT Arlington	80.7
1983	North Texas	77.4
1984	Lamar	78.5
1985	Louisiana Tech	77.9
1986	UT Arlington	73.4
1987	North Texas	80.0
1988	Louisiana-Monroe	75.1
1989	Northwestern State	88.0
1990	Louisiana-Monroe	79.8
1991	UT Arlington	94.6
1992	Northwestern State	95.0
1993	Northwestern State	90.7
1994	Nicholls	89.0
1995	Nicholls	90.3
1996	Stephen F. Austin	79.7
1997	McNeese State	82.0
1998	Southeastern Louisiana	79.4
1999	UTSA	77.5
2000	Louisiana-Monroe	78.4
2001	McNeese State	83.2
2002	UTSA	76.9
2003	Sam Houston State	72.8
2004	Lamar	79.1
2005	Lamar	80.6
2006	Lamar	80.2
2007	Texas A&M-Corpus Christi	79.2
2008	Texas State	83.6
2009	Texas State	81.5

Scoring Defense		Avg.
1965	Abilene Christian	67.8
1966	Arkansas State	65.9
1967	Abilene Christian	70.5
1968	Trinity	77.7
1969	Lamar	76.2
1970	Abilene Christian	76.1
1971	Arkansas State	71.1
1972	Abilene Christian	76.2
1973	Louisiana Tech	74.1
1974	Arkansas State	70.8
1975	McNeese State	75.3
1976	Louisiana Tech	79.2
1977	McNeese State	70.9
1978	Louisiana Tech	62.9
1979	Louisiana Tech	70.7
1980	Arkansas State	67.4

1981	Louisiana Tech	60.2
1982	Arkansas State	56.7
1983	Arkansas State	56.9
1984	Arkansas State	62.0
1985	Louisiana Tech	65.1
1986	Louisiana-Monroe	64.9
1987	Arkansas State	61.9
1988	Northwestern State	65.7
1989	UT Arlington	71.7
1990	Northwestern State	61.2
1991	Stephen F. Austin	68.7
1992	Stephen F. Austin	67.7
1993	Texas State	71.0
1994	Texas State	64.3
1995	Texas State	70.2
1996	Texas State	64.7
1997	Texas State	69.4
1998	Texas State	69.7
1999	Texas State	63.1
2000	Lamar	65.2
2001	Stephen F. Austin	61.3
2002	Southeastern Louisiana	62.9
2003	UT Arlington	62.7
2004	Stephen F. Austin	60.7
2005	Southeastern Louisiana	55.8
2006	Southeastern Louisiana	65.8
2007	Stephen F. Austin	62.2
2008	Stephen F. Austin	56.4
2009	Stephen F. Austin	56.1

Field Goal Percentage		Pct.
1965	not available	—
1966	not available	—
1967	not available	—
1968	Trinity	50.8
1969	Trinity	49.8
1970	Arkansas State	46.4
1971	Abilene Christian	48.7
1972	Abilene Christian	50.5
1973	Louisiana-Lafayette	48.6
1974	McNeese State	49.3
1975	Arkansas State	46.6
1976	Louisiana Tech	47.4
1977	Louisiana Tech	48.1
1978	Louisiana-Lafayette	52.1
1979	Louisiana Tech	53.1
1980	Louisiana-Lafayette	51.9
1981	Louisiana Tech	51.5
1982	UT Arlington	52.6
1983	Arkansas State	53.1
1984	Lamar	52.6
1985	Louisiana-Monroe	52.4
1986	Arkansas State	51.5
1987	Louisiana Tech	51.5
1988	Northwestern State	52.0
1989	McNeese State	49.5
1990	Louisiana-Monroe	49.6
1991	Louisiana-Monroe	51.0
1992	Northwestern State	48.3
1993	Louisiana-Monroe	52.2
1994	Texas State	48.5
1995	Nicholls	47.8
1996	McNeese State	46.3
1997	McNeese State	49.2


1998	Nicholls	46.0
1999	UTSA	47.4
2000	Sam Houston State	46.5
2001	McNeese State	44.4
2002	UT Arlington	45.0
2003	Stephen F. Austin	49.1
2004	UT Arlington	46.4
2005	UT Arlington	46.4
2006	Northwestern State	46.1
2007	Texas A&M-Corpus Christi	52.2
2008	UT Arlington	47.7
2009	Nicholls	47.6

Field Goal Defense		Pct.
1965	not available	—
1966	not available	—
1967	not available	—
1968	Trinity	44.3
1969	Trinity	43.7
1970	Arkansas State	42.2
1971	Arkansas State	41.8
1972	Arkansas State	42.4
1973	Louisiana Tech	42.1
1974	McNeese State	41.5
1975	Arkansas State	43.5
1976	Arkansas State	45.1
1977	not available	—
1978	Arkansas State	45.1
1979	Louisiana Tech	47.3
1980	Arkansas State	46.0
1981	Lamar	46.6
1982	Lamar	43.5
1983	Arkansas State	45.0
1984	Arkansas State	44.8
1985	Louisiana Tech	44.8
1986	Louisiana-Monroe	46.9
1987	Arkansas State	43.3
1988	Northwestern State	44.5
1989	McNeese State	46.2
1990	McNeese State	42.4
1991	Stephen F. Austin	43.5
1992	Stephen F. Austin	43.4
1993	Texas State	42.9
1994	Texas State	40.1
1995	Texas State	42.2
1996	Stephen F. Austin	42.0
1997	Texas State	42.7
1998	Texas State	40.9
1999	Texas State	37.3
2000	Sam Houston State	39.8
2001	UTSA	40.7
2002	Sam Houston State	40.5
2003	Sam Houston State	39.1
2004	Stephen F. Austin	38.8
2005	Sam Houston State	38.9
2006	UTSA	42.6
2007	Central Arkansas	41.5
2008	Sam Houston State	38.7
2009	Stephen F. Austin	37.6



# SOUTHLAND YEAR-BY-YEAR TEAM LEADERS

Free Throw Pct.	Pct.	Year	Team	Pct.
1965	not available	—	1981 Louisiana-Lafayette	4.3
1966	not available	—	1982 Arkansas State	2.5
1967	not available	—	1983 North Texas	5.0
1968	UT Arlington	73.4	1984 North Texas	2.9
1969	Lamar	70.8	1985 North Texas	3.7
1970	Abilene Christian	73.4	1986 Arkansas State	4.1
1971	Arkansas State	70.1	1987 Louisiana Tech	5.4
1972	Lamar	70.7	1988 North Texas	3.5
1973	Louisiana-Lafayette	71.3	1989 McNeese State	2.7
1974	Louisiana Tech	69.4	1990 Sam Houston State	4.6
1975	UT Arlington	75.0	1991 UT Arlington	3.1
1976	Louisiana Tech	72.9	1992 UTSA	4.2
1977	Louisiana Tech	74.2	1993 Texas State	7.1
1978	McNeese State	72.0	1994 Texas State	5.9
1979	UT Arlington	72.4	1995 UTSA	5.4
1980	Louisiana-Lafayette	71.2	1996 Texas State	4.1
1981	Arkansas State	72.0	1997 Northwestern State	5.3
1982	Louisiana-Lafayette	69.4	1998 Texas State	6.0
1983	Lamar	67.9	1999 Lamar	7.6
1984	McNeese State	72.0	2000 UTSA	7.9
1985	Arkansas State	76.3	2001 UTSA	3.5
1986	McNeese State	72.4	2002 McNeese State	4.1
1987	Lamar	73.7	2003 UT Arlington	4.9
1988	Stephen F. Austin	75.5	2004 UT Arlington	3.0
1989	Stephen F. Austin	73.2	2005 Northwestern State	5.3
1990	Louisiana-Monroe	74.6	2006 UTSA	3.1
1991	Louisiana-Monroe	75.4	2007 Texas A&M-Corpus Christi	6.3
1992	McNeese State	68.9	2008 Sam Houston State	6.7
1993	UTSA	72.2	2009 Texas A&M-Corpus Christi	3.8
1994	UTSA	73.9		
1995	Stephen F. Austin	71.5		
1996	Sam Houston State	69.2		
1997	Nicholls	70.9		
1998	Sam Houston State	74.0		
1999	Lamar	73.9		
2000	Louisiana-Monroe	71.9		
2001	McNeese State	71.1		
2002	Northwestern State	69.1		
2003	Stephen F. Austin	72.0		
2004	UT Arlington	74.5		
2005	Nicholls	72.7		
2006	Nicholls	70.6		
2007	Nicholls	75.2		
2008	Northwestern State	70.9		
2009	UT Arlington	75.0		



Karl Malone, Louisiana Tech

## COMPOSITE RECORDS – CONFERENCE GAMES ONLY

Member	Years	W	L	Pct.
Texas A&M-Corpus Christi	2006-	31	17	.645
Lamar	1964-87, 1999-	241	175	.579
UTSA	1992-	171	143	.545
McNeese State	1973-	271	247	.523
Sam Houston State	1988-	193	177	.522
Northwestern State	1988-	175	192	.477
Stephen F. Austin	1988-	173	197	.468
Texas State	1988-	172	198	.466
Nicholls	1992-	144	170	.459
<sup>1</sup> UT Arlington	1964-	250	336	.427
Southeastern Louisiana	1998-	88	120	.423
Central Arkansas	2006-	11	37	.229
<b>Inactive Members</b>				
Louisiana Tech	1972-87	99	57	.635
Louisiana-Monroe	1983-06	236	145	.619
Abilene Christian	1964-73	44	40	.524
North Texas	1983-95	105	96	.522
<sup>2</sup> Louisiana-Lafayette	1972-82	44	46	.489
Arkansas State	1964-87	107	117	.478
Trinity	1964-72	25	47	.347

<sup>1</sup> did not compete in 1987;

<sup>2</sup> forfeited 20 conference wins during 1972 and 1973 seasons.

Rebound Margin	Avg.	
1965	not available	—
1966	not available	—
1967	not available	—
1968	Trinity	13.3
1969	Trinity	5.5
1970	Trinity	11.1
1971	Arkansas State	4.1
1972	Louisiana Tech	13.3
1973	McNeese State	9.0
1974	Arkansas State	11.0
1975	McNeese State	7.2
1976	McNeese State	5.8
1977	Louisiana-Lafayette	5.3
1978	McNeese State	3.1
1979	Louisiana Tech	5.3
1980	Arkansas State	2.3

SOUTHLAND CONFERENCE

CENTRAL ARKANSAS • LAMAR • MCNEESE STATE • NICHOLLS • NORTHWESTERN STATE • SAM HOUSTON STATE • SOUTHEASTERN LOUISIANA • STEPHEN F. AUSTIN • UT ARLINGTON • UTSA • A&M-CORPUS CHRISTI • TEXAS STATE



# SOUTHLAND YEARLY INDIVIDUAL POSTSEASON HONORS



CENTRAL ARKANSAS • LAMAR • MCNEESE STATE • NICHOLLS • NORTHWESTERN STATE • SAM HOUSTON STATE • SOUTHEASTERN LOUISIANA • STEPHEN F. AUSTIN • UT ARLINGTON • UTSA • A&M-CORPUS CHRISTI • TEXAS STATE

## Team Regular-Season Championship Titles

Lamar .....	9
McNeese State .....	5
Nicholls.....	2
Northwestern State .....	2
Sam Houston State .....	2
Southeastern Louisiana.....	2
Stephen F. Austin.....	2
UTSA.....	2
Texas State .....	2
UT Arlington.....	1
Texas A&M-Corpus Christi.....	1
*Louisiana-Monroe .....	7
*Arkansas State .....	4
*Abilene Christian .....	3
*Louisiana Tech .....	3
*Louisiana-Lafayette .....	2
*North Texas .....	2
*Trinity.....	1
Vacated.....	2

## Yearly Regular-Season Champions

1964 Lamar
1965 Abilene Christian, Arkansas State
1966 Abilene Christian
1967 Arkansas State
1968 Abilene Christian
1969 Trinity
1970 Lamar
1971 Arkansas State
1972 Vacated
1973 Vacated
1974 Arkansas State
1975 McNeese State
1976 Louisiana Tech
1977 Louisiana-Lafayette
1978 Lamar and McNeese State
1979 Lamar
1980 Lamar
1981 Lamar
1982 Louisiana-Lafayette
1983 Lamar
1984 Lamar
1985 Louisiana Tech
1986 Louisiana-Monroe
1987 Louisiana Tech
1988 North Texas
1989 North Texas
1990 Louisiana-Monroe
1991 Louisiana-Monroe
1992 UTSA
1993 Louisiana-Monroe
1994 Louisiana-Monroe
1995 Nicholls
1996 Louisiana-Monroe
1997 Texas State, UL-Monroe and McNeese State
1998 Nicholls
1999 Texas State
2000 Sam Houston State
2001 McNeese State
2002 McNeese State
2003 Sam Houston State
2004 Southeastern La., UT Arlington and UTSA

2005 Southeastern La. and Northwestern State
2006 Northwestern State
2007 Texas A&M-Corpus Christi
2008 Stephen F. Austin, Lamar
2009 Stephen F. Austin

## Division Titles

### East

2007 Northwestern State
2008 Lamar
2009 Stephen F. Austin

### West

2007 A&M-Corpus Christi
2008 Stephen F. Austin
2009 Sam Houston State

*The Southland Conference began divisional play in 2006-07.*

## Player of the Year

1964 Jerry Rook, Arkansas State
1965 Jerry Rook, Arkansas State
1966 John Dickson, Arkansas State
1967 Larry Jeffries, Trinity
1968 John Ray Godfrey, Abilene Christian
1969 Larry Jeffries, Trinity
1970 Kenny Haynes, Lamar
1971 Allen Pruiett, Arkansas State and Luke Adams, Lamar
1972 Dwight Lamar, UL-Lafayette
1973 Mike Green, Louisiana Tech
1974 Steve Brooks, Arkansas State
1975 Henry Ray, McNeese State
1976 Mike McConathy, Louisiana Tech
1977 Dan Henderson, Arkansas State
1978 Andrew Toney, UL-Lafayette
1979 David Lawrence, McNeese State
1980 Andrew Toney, UL-Lafayette
1981 Mike Olliver, Lamar
1982 Albert Culton, UT Arlington
1983 Karl Malone, Louisiana Tech
1984 Tom Sewell, Lamar
1985 Joe Dumars, McNeese State
1986 Bobby Jenkins, UL-Monroe
1987 Jerome Batiste, McNeese State
1988 Tony Worrell, North Texas
1989 Deon Hunter, North Texas
1990 Anthony Pullard, McNeese State
1991 Anthony Jones, UL-Monroe and Carlos Funchess, UL-Monroe
1992 Ryan Stuart, UL-Monroe
1993 Ryan Stuart, UL-Monroe
1994 Eric Kubel, Northwestern State
1995 Reggie Jackson, Nicholls
1996 Paul Marshall, UL-Monroe
1997 Rosell Ellis, McNeese State
1998 Roderic Hall, UTSA
1999 Donte Mathis, Texas State
2000 Mike Smith, UL-Monroe
2001 Demond Mallet, McNeese State
2002 McEverett Powers, UTSA
2003 Donald Cole, Sam Houston State
2004 LeRoy Hurd, UTSA
2005 Joe Thompson, Sam Houston St.
2006 Ricky Woods, Southeastern La.

2007 Chris Daniels, A&M-Corpus Christi
2008 Josh Alexander, Stephen F. Austin
2009 Matt Kingsley, Stephen F. Austin

## Freshman of the Year

1964-76 None selected
1977 Andrew Toney, UL-Lafayette
1978 B.B. Davis, Lamar
1979 Joe Ivory, La. Tech
1980 Melvin Polk, UT Arlington
1981 Albert Culton, UT Arlington
1982 Joe Dumars, McNeese State
1983 Karl Malone, La. Tech
1984 Jerome Batiste, McNeese State and Jerry Everett, Lamar
1985 James Gulley, Lamar
1986 Keenan DeBose, North Texas
1987 Kelvin Collins, UL-Monroe
1988 Ronnie Morgan, North Texas
1989 Fred Thompson, UL-Monroe
1990 Dexter Grimsley, Northwestern St.
1991 Jesse Ratliff, North Texas
1992 Reggie Jackson, Nicholls
1993 Rontrek Floyd, SFA and Derick Preston, Sam Houston State
1994 Dameron Sansom, Texas State
1995 David Miller, North Texas
1996 Earl Flowers, Nicholls
1997 Bill Washington, UT Arlington
1998 Jeremy Burkhalter, Sam Houston St.
1999 Devin Brown, UTSA
2000 Jason Coleman, McNeese State
2001 Derrick Obasohan, UT Arlington
2002 Steven Ortiz, Stephen F. Austin
2003 Jermaine Wallace, Northwestern St.
2004 Kurt Attaway, UTSA
2005 Ryan Bright, Sam Houston State
2006 Josh Alexander, Stephen F. Austin
2007 Rog'er Guignard, UT Arlington
2008 Devin Gibson, UTSA
2009 Fred Hunter, Nicholls

## Newcomer of the Year

1964-90 None selected
1991 Donnell Hayden, North Texas
1992 Ryan Stuart, UL-Monroe
1993 Lynwood Wade, Texas State
1994 Larry Carr, UL-Monroe
1995 Marlon Anderson, UTSA
1996 Pointer Williams, McNeese State
1997 Roderic Hall, UTSA
1998 Russell McCutcheon, Nicholls
1999 Mike Smith, UL-Monroe
2000 Arthur Haralson, Nicholls
2001 Chris Bacon, Nicholls
2002 Donald Cole, Sam Houston State
2003 LeRoy Hurd, UTSA
2004 Nate Lofton, Southeastern La.
2005 Ricky Woods, Southeastern La.
2006 Jejuan Plair, Sam Houston State
2007 Lamar Sanders, Lamar
2008 Kenny Dawkins, Lamar
2009 Kevin Palmer, A&M-Corpus Christi



# SOUTHLAND TEAM-BY-TEAM ALL-CONFERENCE SELECTIONS



CENTRAL ARKANSAS • LAMAR • MCNEESE STATE • NICHOLLS • NORTHWESTERN STATE • SAM HOUSTON STATE • SOUTHEASTERN LOUISIANA • STEPHEN F. AUSTIN • UT ARLINGTON • UTSA • A&M-CORPUS CHRISTI • TEXAS STATE

## First Team All-Southland Conference

### Lamar

Luke Adams, 1970-71; Ron Austin, 2003; Don Bryson, 1965; Alan Daniels, 2005-06; Kenny Dawkins, 2008; B.B. Davis, 1978-79, 81; Earl Dow, 1968-69; Jerry Everett, 1985; James Gulley, 1987; Don Heller, 1964; Henry Jones, 1976; Clarence Kea, 1980; Jim Nicholson, 1968; Alfred Nickson, 1974; Mike Olliver, 1979-81; Lamont Robinson, 1984; Lamar Sanders, 2008; Tom Sewell, 1983-84; Anthony Todd, 1986; Jerry Wade, 1965.

### McNeese State

Jerome Batiste, 1986-87; Tierre Brown, 2000-01; Fred Chaffould, 1982; Joe Dumars, 1982-85; Rosell Ellis, 1997; Fred Gentry, 2002; Kenny Jimerson, 1986; David Lawrence, 1979-80; Edmond Lawrence, 1975-76; Demond Mallet, 1998-99, 2001; Chirley McClaurin, 1977; Robert Palmer, 1995; Anthony Pullard, 1988-90; Henry Ray, 1974-75; John Rudd, 1977-78, J.T. Williams, 2006; Pointer Williams 1996.

### Nicholls

Ryan Bathie, 2009; Stefan Blaszczynski, 2007; Kendrick Franklin, 1996-98; Arthur Haralson, 2001; Reggie Jackson, 1992-95; Gerard King, 1995; Jason McCutcheon, 1999; Russell McCutcheon, 1998.

### Northwestern State

Trey Gilder, 2008; Eric Kubel, 1994; Clifton Lee, 2006; Terrence Rayford, 1989; Pernell Smith, 1989.

### Sam Houston State

Corey Allmond, 2009; David Amaya, 2000; Ryan Bright, 2007-2008; Donald Cole, 2003; Derrick Gilliam, 1990; Chris Jordan, 2006; Frank Mata, 1995; Tracy Pearson, 1988; Joe Thompson, 2005; Senecca Wall, 2001.

### Southeastern Louisiana

Amir Abduur-Rahim, 2004; Nate Lofton, 2004-05; Ricky Woods, 2005-06.

### Stephen F. Austin

Josh Alexander, 2008, Wayne Allen, 1997; Antonio Burks, 2004; Percy Green, 2003; Rontrek Floyd, 1995; Matt Kingsley, 2009.

### UT Arlington

Willie Brand, 1991; Albert Culton, 1981-82; Sherman Evans, 1970; Jermaine Griffin, 2007; Damon Johnson, 1996; Jerry Johnson, 1974-75; Bobby Kenyon, 1991; Johnny McDowell, 1993; Ralph McPherson, 1982; Larry Moore, 1973; Mike Nau, 1966-67; Sam Norton, 1984; Derrick Obasohan, 2004; Eddie Stallings, 1968-69; Steven Thomas, 2005; Bruce Tibbets, 1965; Anthony Vereen, 2009.

### UTSA

Marlon Anderson, 1995-96; Devin Brown, 2000-02; Ronnie Ellison, 1992; Roderic Hall, 1998; LeRoy Hurd, 2004; McEverett Powers, 2002.

### Texas A&M-Corpus Christi

Chris Daniels, 2007; Kevin Palmer, 2009; Josh Washington, 2007

### Texas State

Torgier Bryan, 1989; Terry Conerway, 2003; George Conner, 1992; Jeff Foster, 1999; Donte Mathis, 1998-99; Dameon Sansom, 1997; Lynwood Wade, 1993-94.

### Former Southland Members

#### Abilene Christian

Pat Agnew, 1964; Charles Cleek, 1965-66; John Ray Godfrey, 1966-68; Ronnie Hearne, 1969-71; Jim Reynolds, 1964.

#### Arkansas State

John Belcher, 1970-71; Jeff Bolding, 1983; Steve Brooks, 1972, 74; Mike Burk, 1967; John Dickson, 1965-67; Dan Henderson, 1976-77; Allan Pruet, 1971; Jerry Rook, 1964-65; Don Scaife, 1973-75; John Tate, 1987.

#### Louisiana-Lafayette

Roy Ebron, 1972-73; Kevin Figaro, 1981; Dwight Lamar, 1972-73; Andrew Toney, 1978-80; Alfred Turner, 1982.

### Louisiana-Monroe

Maurice Bell, 2000; Larry Carr, 1994-95; Alvin Edwards, 1995; Carlos Funchess, 1990-91; Arthur Hayes, 1985; Elgin James, 1986; Bobby Jenkins, 1986; Anthony Jones, 1990-91; Kirby Lemons, 2003; Brian Lubbeck 2002; Paul Marshall, 1996; Wojciech Myrda, 2002; Michael Saulsberry, 1988; Mike Smith, 1999-00; John Stokes, 1997; Ryan Stuart, 1992-93; Fred Thompson, 1990.

### Louisiana Tech

Randy Alexander, 1978; Barney Banks, 1974; Mike Green, 1972-73; Robert Godbolt, 1987; Joe Ivory, 1980; Victor King, 1978-79; Andy Knowles, 1972; Karl Malone, 1983-85; Mike McConathy, 1976-77; Dave Simmons, 1981; Willie Simmons, 1985; Lanky Wells, 1975-77.

### North Texas

Donnell Hauden, 1991; Deon Hunter, 1989; Kenneth Lyons, 1983; Ronnie Morgan, 1988; Jesse Ratliff, 1991, 1993-94; Adam Smith, 1995; Tony Worrell, 1987-88, David Miller, 1995.

### Trinity

Larry Jeffries, 1966-69; Pete Ranucci, 1964; Bill Stokes, 1969-70; Felix Thruston, 1968, 71.

## REPEAT ALL-CONFERENCE SELECTIONS

### Four-Time Selections

Joe Dumars, McNeese St., 1982-85  
Larry Jeffries, Trinity, 1966-69  
Reggie Jackson, Nicholls, 1992-95

### Three-Time Selections

Devin Brown, UTSA, 2000-02  
B.B. Davis, Lamar, 1978-79, 81  
John Dickson, Arkansas St., 1965-67  
Kenderic Franklin, Nicholls, 1996-98  
John Ray Godfrey, Abilene Christian, 1966-68  
Ronnie Hearne, Abilene Christian, 1969-71  
Demond Mallet, McNeese St., 1998-99, 2001  
Karl Malone, La. Tech, 1983-85  
Mike Olliver, Lamar, 1979-81  
Anthony Pullard, McNeese St., 1988-90  
Jesse Ratliff, North Texas, 1992-94  
Don Scaife, Arkansas St., 1973-75  
Andrew Toney, UL-Lafayette, 1978-80  
Lanky Wells, La. Tech, 1975-77

### Two-Time Selections

Luke Adams, Lamar, 1970-71  
Marlon Anderson, UTSA 1995-96  
Jerome Batiste, McNeese St., 1986-87  
John Belcher, Arkansas St., 1970-71  
Ryan Bright, Sam Houston St., 2007-08  
Steve Brooks, Arkansas St., 1972 & 74  
Tierre Brown, McNeese St., 2000-01  
Larry Carr, UL-Monroe, 1994-95

Charles Cleek, Abilene Christian, 1965-66  
Albert Culton, UT Arlington, 1981-82  
Alan Daniels, Lamar, 2005-06  
Earl Dow, Lamar, 1968-69  
Roy Ebron, UL-Lafayette, 1972-73  
Carlos Funchess, UL-Monroe, 1990-91  
Mike Green, La. Tech, 1972-73  
Dan Henderson, Arkansas St., 1976-77  
Jerry Johnson, UT Arlington, 1974-75  
Anthony Jones, UL-Monroe, 1990-91  
Victor King, La. Tech, 1978-79  
Dwight Lamar, UL-Lafayette, 1972-73  
David Lawrence, McNeese St., 1979-80  
Edmond Lawrence, McNeese St., 1975-76  
Nate Lofton, UL-Lafayette, 2004-05  
Donte Mathis, Texas State, 1998-99  
Mike McConathy, La. Tech, 1976-77  
Mike Nau, UT Arlington, 1966-67  
Henry Ray, McNeese St., 1974-75  
Jerry Rook, Arkansas St., 1964-65  
John Rudd, McNeese St., 1977-78  
Mike Smith, UL-Monroe, 1999-2000  
Eddie Stallings, UT Arlington, 1968-69  
Bill Stokes, Trinity, 1969-70  
Ryan Stuart, UL-Monroe, 1992-93  
Felix Thruston, Trinity, 1968, 71  
Lynwood Wade, Texas St., 1993-94  
Richy Woods, UL-Lafayette, 2005-06  
Tony Worrell, North Texas, 1987-88



# SOUTHLAND YEARLY ALL-CONFERENCE SELECTIONS

CENTRAL ARKANSAS • LAMAR • MCNEESE STATE • NICHOLLS • NORTHWESTERN STATE • SAM HOUSTON STATE • SOUTHEASTERN LOUISIANA • STEPHEN F. AUSTIN • UT ARLINGTON • UTSA • A&M-CORPUS CHRISTI • TEXAS STATE

## 1964

**First Team:** Jim Reynolds, ACC; Pat Agnew, ACC; Jerry Rook, ASU; Don Heller, Lamar; Pete Ranucci, Trinity .

**Second Team:** Charles Cleek, ACC; David Wheeler, ACC; Don Bryson LU; Richard Smith, LU; John Reglin, UTA.

## 1965

**First Team:** Charles Cleek, ACC; Jerry Rook, ASU; John Dickson, ASU; Don Bryson, LU; Jerry Wade, LU; Bruce Tibbets, UTA.

**Second Team:** Spencer Pickens, ACC; Ray Wright, LU; Bob Hunnicutt, Trinity ; Dink Ford, UTA; John Reglin, UTA.

## 1966

**First Team:** Charles Cleek, ACC; John Ray Godfrey, ACC; John Dickson, ASU; Larry Jeffries, Trinity ; Mike Nau, UTA.

**Second Team:** Terry Priest, ACC; Odis Booker, LU; T. Nelson Bruce, LU; Roy Gamez, Trinity ; Dink Ford, UTA.

## 1967

**First Team:** John Ray Godfrey, ACC; John Dickson, ASU; Mike Burk, ASU; Larry Jeffries, Trinity ; Mike Nau, UTA.

**Second Team:** David Wray, ACC; Harold Scifres, ASU; Phil Endicott, LU; Jerry McKeller, LU; Jim Bowles, Trinity.

## 1968

**First Team:** John Ray Godfrey, ACC; Earl Dow, LU; Jim Nicholson, LU; Larry Jeffries, Trinity; Felix Thruston, Trinity ; Eddie Stallings, UTA.

**Second Team:** Wendell Stewart, ACC; David Renn, ASU; Mike Burk, ASU; Phil Endicott, LU; John Shelton, UTA.

## 1969

**First Team:** Ronnie Hearne, ACC; Earl Dow, LU; Larry Jeffries, Trinity; Bill Stokes, Trinity; Eddie Stallings, UTA.

**Second Team:** Marion Lewis, ACC; Phil Endicott, LU; Wayne Moore, LU; Jim Nicholson, LU; Tom Fisher, Trinity .

## 1970

**First Team:** Ronnie Hearne, ACC; John Belcher, ASU; Luke Adams, LU; Bill Stokes, Trinity; Sherman Evans, UTA.

**Second Team:** Ronnie Massey, ACC; Allan Pruett, ASU; Jim Nicholson, LU; Kenny Haynes, LU; David Payne, UTA.

## 1971

**First Team:** Ronnie Hearne, ACC; Allan Pruett, ASU; John Belcher, ASU; Luke Adams, LU; Felix Thruston, Trinity.

**Second Team:** Willie Calvert, ACC; Steve Brooks, ASU; Elton Hayes, LU; Sherman Evans, UTA; Mark Burden, UTA.

## 1972

**First Team:** Steve Brooks, ASU; Mike Green, La. Tech; Andy Knowles, La. Tech; Dwight Lamar, ULL; Roy Ebron, ULL.

**Second Team:** Willie Calvert, ACC; John Belcher, ASU; Steve Wade, LU; Trennis Jones, LU; Jim Jenkins, La. Tech.

## 1973

**First Team:** Don Scaife, ASU; Mike Green, La. Tech; Dwight Lamar, ULL; Roy Ebron, ULL; Larry Moore, UTA.

**Second Team:** Willie Calvert, ACC; Trennis Jones, LU; Henry Ray, MCN; Edmond Lawrence, MCN; Ronnie Marsh, UTA.

## 1974

**First Team:** Steve Brooks, ASU; Don Scaife, ASU; Alfred Nickson, LU; Barney Banks, La. Tech; Henry Ray, MCN; Jerry Johnson, UTA.

**Second Team:** J.H. Williams, ASU; Curtis St. Mary, MCN; Bertel Reder, MCN; Edmond Lawrence, MCN; Michael Long, UTA.

## 1975

**First Team:** Don Scaife, ASU; Lanky Wells, La. Tech; Henry Ray, MCN; Edmond Lawrence, MCN; Jerry Johnson, UTA.

**Second Team:** Dan Henderson, ASU; Al Nickson, LU; Mike McConathy, La. Tech; Elliott Lawrence, La. Tech; Bertel Reder, MCN; John Rudd, MCN.

## 1976

**First Team:** Dan Henderson, ASU; Henry Jones, LU; Mike McConathy, La. Tech; Lanky Wells, La. Tech; Edmond Lawrence, MCN.

**Second Team:** Ike Mills, LU; John Rudd, MCN; Chirley McLaurin, MCN; Ben Stewart, ULL; Freddie Anderson, UTA.

## 1977

**First Team:** Dan Henderson, ASU; Mike McConathy , La. Tech; Lanky Wells, La. Tech; Charley McClaurin, MCN; John Rudd, MCN.

**Second Team:** James Lefall, ASU; Clarence Kea, LU; Homer Taylor, LU; Andrew Toney, ULL; Cordy Glenn, ULL; Greg Stuckey, UTA.

## 1978

**First Team:** B.B. Davis, LU; Randy Alexander, La. Tech; Victor King, La. Tech; John Rudd, MCN; Andrew Toney, ULL.

**Second Team:** Marvin Jarrett, ASU; Mike Olliver, LU; Cordy Glenn, UTA; Dion Rainey, ULL; Miles Robertson, UTA.

## 1979

**First Team:** Mike Olliver, LU; B.B. Davis, LU; Victor King, La. Tech; David Lawrence, MCN; Andrew Toney, ULL.

**Second Team:** Anthony Myles, ASU; Marvin Jarrett, ASU; Norman Bellard, LU; Clarence Kea, LU; Dave Simmons, La. Tech.

## 1980

**First Team:** Clarence Kea, LU; Mike Olliver, LU; Joe Ivory, La. Tech; David Lawrence, MCN; Andrew Toney, ULL.

**Second Team:** Anthony Myles, ASU; Marvin Jarrett, ASU; B.B. Davis, LU; Dave Simmons, La. Tech; Dion Rainey, ULL; Paul Renfro, UTA.

## 1981

**First Team:** Mike Olliver, LU; B.B. Davis, LU; Dave Simmons, La. Tech; Kevin Figaro, ULL; Albert Culton, UTA.

**Second Team:** Anthony Myles, ASU; Alvin Brooks, LU; Kevin Ross, MCN; Melvin Polk, UTA; Ralph McPherson, UTA.

## 1982

**First Team:** Joe Dumars, MCN; Fred Chaffould, MCN; Alford Turner, ULL; Ralph McPherson, UTA; Albert Culton, UTA.

**Second Team:** Mike Sailes, ASU; Terry Long, LU; Kenneth Perkins, LU; Graylin Warner, ULL; Dion Brown, ULL.

## 1983

**First Team:** Jeff Bolding, ASU; Tom Sewell, LU; Karl Malone, La. Tech; Joe Dumars, MCN; Kenneth Lyons, UNT.

**Second Team:** Jay Hansen, ASU; Brian Kellybrew, LU; Kenneth Perkins, Lamar; Terry Martin, ULM, Danny Johnson, UTA.

## 1984

**First Team:** Tom Sewell, LU; Lamont Robinson, LU; Karl Malone, La. Tech; Joe Dumars, MCN; Sam Norton, UTA.

**Second Team:** Scott Horrell, ASU; Kenneth Perkins, LU; Bobby Joe Douglas, ULM; Gerald Morris, ULM; Bruce Williams, ULM.

## 1985

**First Team:** Jerry Everett, LU; Karl Malone, La. Tech; Willie Simmons, La. Tech; Joe Dumars, MCN; Arthur Hayes, ULM.

**Second Team:** Tim Norman, ASU; Reggie Gordon, ASU; James Gulley, LU; Wayne Smith, La. Tech; Jerome Batiste, MCN.

## 1986

**First Team:** Anthony Todd, LU; Jerome Batiste, MCN; Kenny Jimerson, MCN; Elgin James, ULM; Bobby Jenkins, ULM.

**Second Team:** Reggie Gordon, ASU; Brad Goshien, ASU; James Nance, LU; Robert Godbolt, La. Tech; Wayne Smith, La. Tech; Keenan DeBose, UNT.

## 1987

**First Team:** John Tate, ASU; James Gulley, LU; Robert Godbolt, La. Tech; Jerome Batiste, MCN; Tony Worrell, UNT.

**Second Team:** Randy White, La. Tech; Louis Cook, La. Tech; Michael Cutright, MCN; Michael Saulsberry, ULM; Keenan DeBose, UNT.

## 1988

**First Team:** Anthony Pullard, MCN; Ronnie Morgan, UNT; Tony Worrell, UNT; Michael Saulsberry, ULM; Tracy Pearson, SHSU.

**Second Team:** Terrence Rayford, NWLA; Bruce Chew, SHSU; Torgier Bryn, TXST; Eric Rhodes, SFA; Willie Brand, UTA.

## 1989

**First Team:** Anthony Pullard, MCN; Deon Hunter, UNT; Terrence Rayford, NWLA; Pernell Smith, NWLA; Torgeir Bryan, TXST.



# SOUTHLAND YEARLY ALL-CONFERENCE SELECTIONS



CENTRAL ARKANSAS • LAMAR • MCNEESE STATE • NICHOLLS • NORTHWESTERN STATE • SAM HOUSTON STATE • SOUTHEASTERN LOUISIANA • STEPHEN F. AUSTIN • UT ARRLINGTON • UTSA • A&M - COMPUSTRUSTI • TEXAS STATE

**Second Team:** Michael Cutright, MCN; Wendell Williams, UNT; Tim Keyes, SHSU; Scott Dimak, SFA; Willie Brand, UTA.

## 1990

**First Team:** Derrick Gilliam, SHSU; Anthony Pullard, MCN; Carlos Funchess, ULM; Anthony Jones, ULM; Fred Thompson, ULM.

**Second Team:** Ronnie Morgan, UNT, Roman Banks, NWLA; Maxwell Curry, TXST; Derrick Turner, MCN; Willie Brand, UTA.

## 1991

**First Team:** Donnell Hayden, UNT; Willie Brand, UTA; Bobby Kenyon, UTA; Carlos Funchess, ULM; Anthony Jones, ULM.

**Second Team:** Derrick Turner, MCN; Glover Cody, UTA; Gibbiarra Outtern, SHSU; Jay Scherer, NWLA; Dexter Grimsley, NWLA.

## 1992

**First Team:** Ryan Stuart, ULM; Ronnie Ellison, UTSA; Jesse Ratliff, UNT; George Conner, TXST; Reggie Jackson, NICH.

**Second Team:** Derek Haywood, MCN; Nathan Randle, SFA; Keith Horne, UTSA; Johnny McDowell, UTA; Bobby Kenyon, UTA.

## 1993

**First Team:** Ryan Stuart, ULM; Jesse Ratliff, UNT; Lynwood Wade, TXST; Reggie Jackson, NICH; Johnny McDowell, UTA.

**Second Team:** Eric Kubel, NWLA; Keith Johnson, ULM; Russell Ponds, TXST; Nathan Randle, SFA; Louis Davis, ULM; Keith Johnson, ULM.

## 1994

**First Team:** Eric Kubel, NWLA; Larry Carr, ULM; Lynwood Wade, TXST; Jesse Ratliff, UNT; Reggie Jackson, NICH.

**Second Team:** Gerard King, NICH; Russell Ponds, TXST; Howard Nathan, ULM; Larry Terry, NWLA; Derrick Preston, SHSU.

## 1995

**First Team:** Reggie Jackson, NICH; Gerard King, NICH; Adam Smith, UNT; Larry Carr, ULM; Marlon Anderson, UTSA.

**Second Team:** Tarius Brown, NWLA; Tony Long, TXST; Alvydas Pazdrzdis, MCN; Paul Marshall, ULM; Ray Washington, NICH.

## 1996

**First Team:** Marlon Anderson, UTSA; Kendrick Franklin, NICH; Damon Johnson, UTA; Paul Marshall, ULM; Pointer Williams, MCN.

**Second Team:** Alvin Edwards, ULM; Rontrek Floyd, SFA; Frank Mata, SHSU; David Miller, UNT; Robert Palmer, MCN.

## 1997

**First Team:** Rosell Ellis, MCN; Kenderick Franklin, NICH; Dameon Sansom, TXST; John Stokes, ULM; Wayne Allen, SFA.

**Second Team:** Nick Dillon, ULM; Charles Duncan, NWLA; Donte Mathis, TXST; Robert Palmer, MCN; Anthony Durham, UTA.

## 1998

**First Team:** Kenderick Franklin, NICH; Roderic Hall, UTSA; Donte Mathis, TXST; Demond Mallet, MCN; Russell McCutcheon, NICH.

**Second Team:** Maurice Bell, ULM; Mike Dillard, SHSU; Jeff Foster, TXST; Seth LeGrand, NWLA; Jason McCutcheon, NICH; Leon Watson, UTSA.

## 1999

**First Team:** Jeff Foster, TXST; Demond Mallet, MCN; Donte Mathis, TXST; Jason McCutcheon, NICH; Mike Smith, ULM.

**Second Team:** David Amaya, SHSU; Maurice Bell, ULM; Devin Brown, UTSA; Patrick Gusters, SFA; Matt Sundblad, LU.

## 2000

**First Team:** Mike Smith, ULM; Maurice Bell, ULM; Tierre Brown, MCN; Devin Brown, UTSA; David Amaya, SHSU.

**Second Team:** Keith Greene, UTA; Boney Watson, SHSU; Jeremy Burkhalter, SHSU; Landon Rowe, LU; Lloyd Williams, UTSA.

**Third Team:** Jason Blair, TXST; Wes Williams, TXST; Wojciech Myrda, ULM; Leon Watson, UTSA; Arthur Haralson, NICH.

## 2001

**First Team:** Demond Mallet, MCN; Tierre Brown, MCN; Seneca Wall, SHSU; Devin Brown, UTSA; Arthur Haralson, NICH.

**Second Team:** Jabari Johnson, UTA; Chris Bacon, NICH; Steven Barber, UTA; Brian Lubeck, ULM; Chris Thompson, NWLA.

**Third Team:** Wojciech Myrda, ULM; Michael Byars-Dawson, NWLA; Skip Jackson, SFA; David Sykes, TXST; Jeremy Burkhalter, SHSU.

## 2002

**First Team:** McEverett Powers, UTSA; Brian Lubeck, ULM; Devin Brown, UTSA; Fred Gentry, MCN; Wojciech Myrda, ULM.

**Second Team:** Steven Barber, UTA; Damany Hendrix, LU; Jason Coleman, MCN; Donald Cole, SHSU; Michael Byars-Dawson, NWLA.

**Third Team:** Amir Abdur-Rahim, SLU; Percy Green, SFA; Clay Click, TXST; Chauncy Bryant, MCN; Damond Williams, MCN.

## 2003

**First Team:** Donald Cole, SHSU; Kirby Lemons, ULM; Percy Green, SFA; Terry Conerway, TXST; Ron Austin, LU.

**Second Team:** LeRoy Hurd, UTSA; Robert Shannon, SHSU; Jason Coleman, MCN; Mack Callier, UTA; Amir Abdur-Rahim, SLU.

**Third Team:** Damany Hendrix, LU; Jeremiah Coleman, TXST; Lewis Arline, LU; Roy Johnson, UTA; Eddy Fobbs, SHSU.

## 2004

**First Team:** LeRoy Hurd, UTSA; Nate Lofton, SLU; Derrick Obasohan, UTA; Amir Abdur-Rahim, SLU; Antonio Burks, SFA.

**Second Team:** Joe Thompson, SHSU; Terry Conerway, TXST; Jermaine Wallace, NWLA; Willie Depron, NICH; Mike Gardener, SLU.

**Third Team:** Donnie Beacham, UTA; Clifton Lee, NWLA; Jerrick Oliver, MCN; Larry Parker, ULM; Terrell Petteway, LU.

## 2005

**First Team:** Joe Thompson, SHSU; Alan Daniels, LU; Ricky Woods, SLU; Steven Thomas, UTA; Nate Lofton, SLU.

**Second Team:** Jermaine Wallace, NWLA; Willie Depron, NICH; John Millsap, UTSA; Anthony Dill, TXST; Marcus Clark, SFA.

**Third Team:** Edward Garriet, MCN; Chris Jordan, SHSU; Ray Anthony LU; Jermaine Spencer, NWLA; Josh Naylor, TXST.

## 2006

**First Team:** Ricky Woods, SLU; Clifton Lee, NWLA; Alan Daniels, LU; Chris Jordan, SHSU; J.T. Williams, MCN.

**Second Team:** Andre Owens, UTSA; Steven Thomas, UTA; Marcus Clark, SFA; Tyronn Mitchell, NWLA; Jarrett Howell, UTA.

**Third Team:** Stefan Blaszczyński, NICH; Jejuan Plair, SHSU; Jermaine Wallace, NWLA; Dwight Boatner, MCN; Thomas Fairley, LU.

## 2007

**First Team:** Chris Daniels, AMCC; Ryan Bright, SHSU; Stefan Blaszczyński, NICH; Jermaine Griffin, UTA; Josh Washington, AMCC.

**Second Team:** Jarvis Bradley, MCN; Lamar Sanders, LU; Daryl Cohen, SLU; Luke Rogers, NWLA; Aaron Wade, SHSU.

**Third Team:** Jejuan Plair, SHSU; Josh Alexander, SFA; Kennan Jones, NWLA; Durrell Nevels, UCA; James Davis, LU.

## 2008

**First Team:** Josh Alexander, SFA; Ryan Bright, SHSU; Lamar Sanders, LU; Trey Gilder, NWLA; Kenny Dawkins, LU.

**Second Team:** Matt Kingsley, SFA; Kevyn Green, SLU; Nate Bowie, UCA; Devin Gibson, UTSA; Jermaine Griffin, UTA.

**Third Team:** Chris Daniels, AMCC; Ryan Bathie, NICH; Jarvis Bradley, MCN; Brandon Bush, TXST; Rog'er Guignard, UTA.

## 2009

**First Team:** Matt Kingsley, SFA; Kevin Palmer, AMCC; Anthony Vereen, UTA; Ryan Bathie, NICH; Corey Allmond, SHSU.

**Second Team:** Marquez Haynes, UTA; Ashton Mitchell, SHSU; Josh Alexander, SFA; Brandon Bush, TXST; Kenny Dawkins, LU.

**Third Team:** Anatoly Bose, NICH; Travis Gabbidon, UTSA; Devin Gibson, UTSA; Rog'er Guignard, UTA; Jay Brown, LU.



# SOUTHLAND CONFERENCE YEARLY STANDINGS



CENTRAL ARKANSAS • LAMAR • MCNEESE STATE • NICHOLLS • NORTHWESTERN STATE • SAM HOUSTON STATE • SOUTHEASTERN LOUISIANA • STEPHEN F. AUSTIN • UT ARLINGTON • UTSA • A&M-CORPUS CHRISTI • TEXAS STATE

	Southland		All Games	
	W-L	Pct.	W-L	Pct.
<b>1963-64</b>				
Lamar	7-1	.875	19-6	.760
Abilene Christian	6-2	.750	18-9	.667
Arkansas St.	5-3	.625	16-9	.640
UT Arlington	1-7	.125	4-21	.160
Trinity	1-7	.125	3-21	.120

	Southland		All Games	
	W-L	Pct.	W-L	Pct.
<b>1964-65</b>				
Abilene Christian	6-2	.750	17-9	.653
Arkansas St.	6-2	.750	13-9	.591
Lamar	5-3	.625	18-6	.750
UT Arlington	3-5	.375	10-14	.417
Trinity	0-8	.000	2-21	.087

	Southland		All Games	
	W-L	Pct.	W-L	Pct.
<b>1965-66</b>				
Abilene Christian	8-0	1.000	21-7	.750
Lamar	4-4	.500	17-9	.653
Arkansas St.	4-4	.500	17-9	.653
Trinity	3-5	.375	12-10	.545
UT Arlington	1-7	.125	9-13	.405

	Southland		All Games	
	W-L	Pct.	W-L	Pct.
<b>1966-67</b>				
Arkansas St.	8-0	1.000	17-7	.708
UT Arlington	4-4	.500	14-12	.538
Trinity	4-4	.500	16-6	.714
Abilene Christian	4-4	.500	11-11	.500
Lamar	0-8	.000	5-19	.208

	Southland		All Games	
	W-L	Pct.	W-L	Pct.
<b>1967-68</b>				
Abilene Christian	6-2	.750	11-13	.458
Trinity	5-3	.625	23-7	.766
Arkansas St.	4-4	.500	7-17	.268
Lamar	3-5	.375	8-17	.320
UT Arlington	2-6	.250	6-20	.237

	Southland		All Games	
	W-L	Pct.	W-L	Pct.
<b>1968-69</b>				
Trinity	7-1	.875	19-5	.791
Lamar	6-2	.750	20-4	.833
UT Arlington	3-5	.375	8-18	.308
Arkansas St.	3-5	.375	6-16	.272
Abilene Christian	1-7	.125	5-20	.250

	Southland		All Games	
	W-L	Pct.	W-L	Pct.
<b>1969-70</b>				
Lamar	7-1	.875	15-9	.625
Arkansas St.	4-4	.500	14-9	.609
Trinity	4-4	.500	16-8	.667
UT Arlington	4-4	.500	8-16	.333
Abilene Christian	1-7	.125	10-16	.385

	Southland		All Games	
	W-L	Pct.	W-L	Pct.
<b>1970-71</b>				
Arkansas St.	6-2	.750	15-9	.625
Lamar	5-3	.625	11-13	.459
Abilene Christian	5-3	.625	15-9	.625
UT Arlington	3-5	.375	8-18	.308
Trinity	1-7	.125	7-16	.304

	Southland		All Games	
	W-L	Pct.	W-L	Pct.
<b>1971-72</b>				
Louisiana Tech	8-0	1.000	25-1	.961
Lamar	7-1	.875	13-13	.500
UT Arlington	5-3	.625	14-12	.538
Arkansas St.	5-3	.625	13-13	.500
Abilene Christian	3-5	.375	17-8	.680
Trinity	0-8	.000	7-17	.291
<sup>1</sup> UL-Lafayette	0-8	.000	0-29	.000

<sup>1</sup> Forfeited 25 regular season wins and eight Southland wins.

	Southland		All Games	
	W-L	Pct.	W-L	Pct.
<b>1972-73</b>				
Louisiana Tech	10-2	.833	20-6	.769
<sup>1</sup> McNeese St.	10-2	.833	21-5	.808
UT Arlington	8-4	.667	13-13	.500
Lamar	6-6	.500	11-13	.459
Arkansas St.	4-8	.333	9-15	.375
Abilene Christian	4-8	.333	8-18	.308
<sup>2</sup> UL-Lafayette	0-12	.000	0-29	.000

<sup>1</sup> Ineligible for conference championship;  
<sup>2</sup> Forfeited 24 regular season wins and 12 Southland Conference wins.

	Southland		All Games	
	W-L	Pct.	W-L	Pct.
<b>1973-74</b>				
Arkansas St.	4-0	1.000	17-8	.680
UT Arlington	2-2	.500	7-18	.280
Lamar	0-4	.000	6-19	.240
<sup>1</sup> McNeese St.	0-0	—	20-5	.800
<sup>1</sup> Louisiana Tech	0-0	—	8-13	.381
<sup>2</sup> UL-Lafayette	0-0	—	0-0	—

<sup>1</sup> Ineligible for conference competition;  
<sup>2</sup> Could not field team due to NCAA penalties.

	Southland		All Games	
	W-L	Pct.	W-L	Pct.
<b>1974-75</b>				
McNeese St.	6-2	.750	16-8	.667
Louisiana Tech	5-3	.625	12-13	.480
Lamar	4-4	.500	7-16	.304
Arkansas St.	3-5	.375	13-12	.520
UT Arlington	2-6	.250	6-20	.231
<sup>1</sup> UL-Lafayette	0-0	—	0-0	—

<sup>1</sup> Could not field team due to NCAA penalties.

	Southland		All Games	
	W-L	Pct.	W-L	Pct.
<b>1975-76</b>				
Louisiana Tech	9-1	.900	15-11	.576
McNeese St.	7-3	.700	16-11	.591
Lamar	6-4	.600	10-14	.417
UL-Lafayette	4-6	.400	7-19	.269
Arkansas St.	3-7	.300	10-15	.400
UT Arlington	1-9	.100	6-21	.222

	Southland		All Games	
	W-L	Pct.	W-L	Pct.
<b>1976-77</b>				
UL-Lafayette	8-2	.800	21-8	.742
McNeese St.	7-3	.700	20-7	.741
Lamar	6-4	.600	12-17	.414
Arkansas St.	4-6	.400	15-12	.556
Louisiana Tech	4-6	.400	13-13	.500
UT Arlington	1-9	.100	3-24	.111

	Southland		All Games	
	W-L	Pct.	W-L	Pct.
<b>1977-78</b>				
McNeese St.	8-2	.800	20-8	.714
Lamar	8-2	.800	18-9	.667
UL-Lafayette	7-3	.700	19-8	.704
UT Arlington	3-7	.300	10-17	.370
Arkansas St.	2-8	.200	9-18	.333
Louisiana Tech	2-8	.200	6-21	.222

	Southland		All Games	
	W-L	Pct.	W-L	Pct.
<b>1978-79</b>				
Lamar	9-1	.900	23-9	.719
Louisiana Tech	6-4	.600	17-8	.680
UL-Lafayette	6-4	.600	16-11	.593
Arkansas St.	5-5	.500	15-12	.556
McNeese St.	3-7	.300	10-17	.370
UT Arlington	1-9	.100	11-16	.407

	Southland		All Games	
	W-L	Pct.	W-L	Pct.
<b>1979-80</b>				
Lamar	8-2	.800	22-11	.667
UL-Lafayette	5-5	.500	21-9	.700
Arkansas St.	5-5	.500	15-12	.556
McNeese St.	5-5	.500	15-12	.556
Louisiana Tech	4-6	.400	17-10	.630
UT Arlington	3-7	.300	14-13	.519

	Southland		All Games	
	W-L	Pct.	W-L	Pct.
<b>1980-81</b>				
Lamar	8-2	.800	25-5	.833
UT Arlington	7-3	.700	20-8	.714
Louisiana Tech	7-3	.700	20-10	.667
UL-Lafayette	6-4	.600	15-13	.536
Arkansas St.	2-8	.200	12-15	.444
McNeese St.	0-10	.000	11-21	.344

	Southland		All Games	
	W-L	Pct.	W-L	Pct.
<b>1981-82</b>				
UL-Lafayette	8-2	.800	24-8	.750
Lamar	7-3	.700	22-7	.759
UT Arlington	6-4	.600	16-12	.571
McNeese St.	4-6	.400	14-15	.483
Arkansas St.	3-7	.300	15-11	.577
Louisiana Tech	2-8	.200	11-16	.407

	Southland		All Games	
	W-L	Pct.	W-L	Pct.
<b>1982-83</b>				
Lamar	9-3	.750	23-8	.742
Louisiana Tech	8-4	.667	19-9	.679
McNeese St.	6-6	.500	16-13	.552
UL-Monroe	6-6	.500	14-14	.500
Arkansas St.	5-7	.417	17-12	.586
North Texas	5-7	.417	15-15	.500
UT Arlington	3-9	.250	9-19	.321

	Southland		All Games	
	W-L	Pct.	W-L	Pct.
<b>1983-84</b>				
Lamar	11-1	.917	26-5	.839
UL-Monroe	9-3	.750	17-12	.586
Louisiana Tech	8-4	.667	26-7	.788
McNeese St.	6-6	.500	16-15	.516
Arkansas St.	4-8	.333	13-15	.464
North Texas	3-9	.250	9-19	.321
UT Arlington	1-11	.083	5-23	.179



# SOUTHLAND CONFERENCE YEARLY STANDINGS



CENTRAL ARKANSAS • LAMAR • MCNEESE STATE • NICHOLLS • NORTHWESTERN STATE • SAM HOUSTON STATE • SOUTHEASTERN LOUISIANA • STEPHEN F. AUSTIN • UT ARLINGTON • UTSA • A&M - CORPUS CHRISTI • TEXAS STATE

	Southland		All Games	
	W-L	Pct.	W-L	Pct.
<b>1984-85</b>				
Louisiana Tech	11-1	.917	29-3	.906
McNeese St.	9-3	.750	18-10	.643
Lamar	8-4	.667	20-12	.625
Arkansas St.	6-6	.500	14-14	.500
UL-Monroe	4-8	.333	17-12	.586
UT Arlington	3-9	.250	12-16	.429
North Texas	1-11	.083	5-23	.179

	Southland		All Games	
	W-L	Pct.	W-L	Pct.
<b>1985-86</b>				
UL-Monroe	9-3	.750	20-10	.667
McNeese St.	8-4	.667	21-11	.656
Arkansas St.	7-5	.583	18-11	.621
Lamar	6-6	.500	18-12	.600
Louisiana Tech	6-6	.500	20-14	.588
North Texas	4-8	.333	10-18	.357
UT Arlington	2-10	.167	12-18	.400

	Southland		All Games	
	W-L	Pct.	W-L	Pct.
<b>1986-87</b>				
Louisiana Tech	9-1	.900	22-8	.733
Arkansas St.	5-5	.500	21-13	.618
McNeese St.	5-5	.500	14-14	.500
Lamar	4-6	.400	14-15	.483
North Texas	4-6	.400	11-17	.393
UL-Monroe	3-7	.300	13-15	.464

	Southland		All Games	
	W-L	Pct.	W-L	Pct.
<b>1987-88</b>				
North Texas	12-2	.857	17-13	.567
UL-Monroe	10-4	.714	21-9	.700
Sam Houston St.	9-5	.643	14-14	.500
Northwestern St.	7-7	.500	16-12	.571
Texas St.	6-8	.429	9-22	.290
Stephen F. Austin	4-10	.286	10-18	.357
McNeese St.	4-10	.286	7-22	.241
UT Arlington	4-10	.286	7-22	.241

	Southland		All Games	
	W-L	Pct.	W-L	Pct.
<b>1988-89</b>				
North Texas	10-4	.714	14-15	.483
McNeese St.	9-5	.643	16-14	.533
UL-Monroe	9-5	.643	17-12	.586
Sam Houston St.	8-6	.571	12-16	.429
Northwestern St.	7-7	.500	13-16	.448
Texas St.	6-8	.429	13-17	.433
UT Arlington	4-10	.286	7-21	.250
Stephen F. Austin	3-11	.214	10-18	.357

	Southland		All Games	
	W-L	Pct.	W-L	Pct.
<b>1989-90</b>				
UL-Monroe	13-1	.929	22-8	.733
McNeese St.	11-3	.786	14-13	.519
Texas St.	9-5	.643	13-15	.464
Sam Houston St.	8-6	.571	10-18	.357
UT Arlington	6-8	.429	13-16	.448
Northwestern St.	5-9	.357	10-19	.345
North Texas	3-11	.214	5-25	.167
Stephen F. Austin	1-13	.071	2-25	.074

	Southland		All Games	
	W-L	Pct.	W-L	Pct.
<b>1990-91</b>				
UL-Monroe	13-1	.929	25-8	.758
UT Arlington	11-3	.786	20-9	.690
North Texas	11-3	.786	17-13	.567
Stephen F. Austin	6-8	.429	11-17	.393
Sam Houston St.	5-9	.357	7-20	.259
Texas St.	4-10	.286	10-17	.370
McNeese St.	4-10	.286	8-19	.296
Northwestern St.	2-12	.143	8-22	.214

	Southland		All Games	
	W-L	Pct.	W-L	Pct.
<b>1991-92</b>				
UTSA	15-3	.833	21-8	.724
UL-Monroe	12-6	.667	19-10	.665
Nicholls	12-6	.667	15-13	.536
North Texas	12-6	.667	15-14	.517
UT Arlington	11-7	.611	16-13	.552
Stephen F. Austin	10-8	.556	15-13	.536
Northwestern State	9-9	.500	15-13	.536
Texas St.	4-14	.222	7-20	.259
McNeese St.	4-14	.222	7-22	.241
Sam Houston St.	1-17	.056	2-25	.074

	Southland		All Games	
	W-L	Pct.	W-L	Pct.
<b>1992-93</b>				
UL-Monroe	17-1	.944	26-5	.839
Nicholls	11-7	.611	14-12	.538
UTSA	10-8	.555	15-14	.517
UT Arlington	10-8	.555	16-12	.571
Texas St.	9-9	.500	14-13	.519
McNeese St.	9-9	.500	12-15	.444
Stephen F. Austin	8-10	.444	12-14	.462
Northwestern St.	7-11	.389	13-13	.500
North Texas	5-13	.278	5-21	.192
Sam Houston St.	4-14	.222	6-19	.240

	Southland		All Games	
	W-L	Pct.	W-L	Pct.
<b>1993-94</b>				
UL-Monroe	15-3	.833	19-9	.679
Texas St.	14-4	.778	25-7	.781
Nicholls	12-6	.667	19-9	.679
North Texas	9-9	.500	14-15	.483
McNeese St.	9-9	.500	11-16	.407
UTSA	8-10	.444	12-15	.444
Sam Houston St.	7-11	.389	7-20	.259
Stephen F. Austin	6-12	.333	9-18	.333
Northwestern St.	6-12	.333	11-15	.423
UT Arlington	4-14	.222	7-22	.241

	Southland		All Games	
	W-L	Pct.	W-L	Pct.
<b>1994-95</b>				
Nicholls	17-1	.944	24-6	.800
UL-Monroe	11-7	.611	14-18	.438
UTSA	11-7	.611	15-13	.538
Stephen F. Austin	9-9	.500	14-14	.500
North Texas	9-9	.500	14-13	.519
Northwestern St.	8-10	.444	13-14	.481
UT Arlington	7-11	.389	10-17	.370
McNeese St.	7-11	.389	11-16	.407
Texas St.	7-11	.389	12-14	.462
Sam Houston St.	4-14	.222	7-19	.269

	Southland		All Games	
	W-L	Pct.	W-L	Pct.
<b>1995-96</b>				
UL-Monroe	13-5	.722	16-14	.519
North Texas	12-6	.667	15-13	.538
UTSA	12-6	.667	14-14	.500
Stephen F. Austin	11-7	.611	17-11	.615
McNeese St.	11-7	.611	15-12	.577
Sam Houston St.	9-9	.500	11-16	.407
Texas St.	7-11	.389	11-15	.423
UT Arlington	7-11	.389	11-15	.423
Nicholls	5-13	.278	5-21	.192
Northwestern St.	3-15	.167	5-21	.192

	Southland		All Games	
	W-L	Pct.	W-L	Pct.
<b>1996-97</b>				
Texas St.	10-6	.625	16-13	.552
UL-Monroe	10-6	.625	14-14	.500
McNeese St.	10-6	.625	18-12	.600
Northwestern St.	8-8	.500	13-15	.464
Stephen F. Austin	8-8	.500	12-15	.444
UT Arlington	8-8	.500	12-15	.444
Nicholls	7-9	.438	10-16	.385
Sam Houston St.	7-9	.438	8-18	.308
UTSA	4-12	.250	9-17	.346

	Southland		All Games	
	W-L	Pct.	W-L	Pct.
<b>1997-98</b>				
Nicholls	15-1	.938	19-10	.655
Texas St.	10-6	.625	17-11	.607
UTSA	10-6	.625	16-11	.593
Northwestern St.	10-6	.625	13-14	.481
UL-Monroe	8-8	.500	13-16	.448
UT Arlington	8-8	.500	13-16	.448
Sam Houston St.	7-9	.438	9-17	.346
Stephen F. Austin	6-10	.375	10-16	.385
McNeese St.	4-12	.250	7-19	.269
Southeastern La.	2-14	.125	6-20	.231

	Southland		All Games	
	W-L	Pct.	W-L	Pct.
<b>1998-99</b>				
Texas St.	13-5	.722	19-9	.679
UTSA	12-6	.667	18-11	.620
Nicholls	12-6	.667	14-15	.483
UL-Monroe	12-6	.667	13-14	.481
Lamar	11-7	.611	17-11	.607
McNeese St.	11-7	.611	13-15	.464
Northwestern St.	8-10	.444	11-15	.423
UT Arlington	8-10	.444	10-16	.385
Sam Houston St.	7-11	.389	10-16	.385
Southeastern La.	3-15	.167	6-20	.231
Stephen F. Austin	2-16	.111	4-22	.154

	Southland		All Games	
	W-L	Pct.	W-L	Pct.
<b>1999-2000</b>				
Sam Houston St.	15-3	.833	22-7	.759
UL-Monroe	13-5	.722	19-9	.679
UTSA	12-6	.667	15-13	.536
Northwestern St.	11-7	.611	17-13	.567
UT Arlington	11-7	.611	15-12	.556
Lamar	8-10	.444	15-16	.484
Texas St.	8-10	.444	12-17	.414
Nicholls	8-10	.444	11-17	.393
Southeastern La.	5-13	.278	10-17	.370
McNeese St.	5-13	.278	6-21	.222
Stephen F. Austin	3-15	.167	6-21	.222



## SOUTHLAND CONFERENCE YEARLY STANDINGS

CENTRAL ARKANSAS • LAMAR • MCNEESE STATE • NICHOLLS • NORTHWESTERN STATE • SAM HOUSTON STATE • SOUTHEASTERN LOUISIANA • STEPHEN F. AUSTIN • UT ARLINGTON • UTSA • A&M-CORPUS CHRISTI • TEXAS STATE

	Southland			All Games		
	W-L	Pct		W-L	Pct.	
<b>2000-01</b>						
McNeese St.	17-3	.850		22-9	.710	
Nicholls	12-8	.600		14-14	.500	
UTSA	12-8	.600		14-15	.483	
Northwestern St.	11-9	.550		19-13	.594	
Sam Houston St.	11-9	.550		16-13	.552	
UT Arlington	11-9	.550		13-15	.464	
Texas St.	10-10	.500		13-15	.464	
UL-Monroe	8-12	.400		11-17	.393	
Lamar	7-13	.350		9-18	.333	
Stephen F. Austin	6-14	.300		9-17	.346	
Southeastern La.	5-15	.250		8-21	.276	

	Southland			All Games		
	W-L	Pct		W-L	Pct.	
<b>2001-02</b>						
McNeese St.	17-3	.850		21-9	.700	
UL-Monroe	15-5	.750		20-12	.625	
UTSA	13-7	.650		19-10	.655	
Lamar	11-9	.550		15-14	.517	
Stephen F. Austin	10-10	.500		13-15	.464	
Texas St.	10-10	.500		12-16	.429	
Sam Houston St.	9-11	.450		14-14	.500	
UT Arlington	9-11	.450		12-15	.444	
Northwestern St.	9-11	.450		13-18	.419	
Southeastern La.	6-14	.300		7-20	.259	
Nicholls	1-19	.050		2-25	.074	

	Southland			All Games		
	W-L	Pct		W-L	Pct.	
<b>2002-03</b>						
Sam Houston St.	17-3	.850		23-7	.767	
Stephen F. Austin	16-4	.800		21-8	.724	
UT Arlington	13-7	.650		16-13	.552	
Texas St.	11-9	.550		17-12	.586	
McNeese St.	10-10	.500		15-14	.517	
Lamar	10-10	.500		13-14	.481	
UL-Monroe	10-10	.500		12-16	.429	
Southeastern La.	9-11	.450		11-16	.407	
UTSA	7-13	.350		10-17	.370	
Northwestern St.	6-14	.300		6-21	.222	
Nicholls	1-19	.050		3-25	.107	

	Southland			All Games		
	W-L	Pct		W-L	Pct.	
<b>2003-04</b>						
Southeastern La.	11-5	.688		20-9	.690	
UT Arlington	11-5	.688		17-12	.586	
UTSA	11-5	.688		19-14	.576	
Stephen F. Austin	10-6	.625		21-9	.700	
Sam Houston St.	8-8	.500		13-15	.464	
Texas St.	8-8	.500		13-15	.464	
Northwestern St.	8-8	.500		11-17	.393	
UL-Monroe	8-8	.500		12-19	.387	
McNeese St.	7-9	.438		11-16	.407	
Lamar	5-11	.313		11-18	.379	
Nicholls	1-15	.063		6-21	.222	

	Southland			All Games		
	W-L	Pct		W-L	Pct.	
<b>2004-05</b>						
Southeastern La.	13-3	.813		24-9	.727	
Northwestern St.	13-3	.813		21-12	.636	
Sam Houston St.	11-5	.688		18-12	.600	
UTSA	10-6	.625		15-13	.536	
Lamar	9-7	.563		18-11	.621	
Texas St.	8-8	.500		14-14	.500	
McNeese St.	8-8	.500		13-15	.464	
UT Arlington	7-9	.438		13-15	.464	
Stephen F. Austin	6-10	.375		12-15	.444	
UL-Monroe	2-14	.125		8-19	.296	
Nicholls	1-15	.063		6-21	.222	

	Southland			All Games		
	W-L	Pct		W-L	Pct.	
<b>2005-06</b>						
Northwestern St.	15-1	.938		26-8	.765	
Sam Houston St.	11-5	.688		22-9	.710	
Southeastern La.	10-6	.625		16-12	.571	
Stephen F. Austin	9-7	.563		17-12	.586	
Lamar	9-7	.563		17-14	.548	
McNeese St.	9-7	.563		14-14	.500	
UT Arlington	7-9	.438		14-16	.467	
UTSA	6-10	.375		11-17	.393	
UL-Monroe	6-10	.375		10-18	.357	
Nicholls	5-11	.313		9-18	.333	
Texas St.	1-15	.063		3-24	.111	

	Southland			All Games		
	W-L	Pct		W-L	Pct.	
<b>2006-07</b>						
<b>EAST</b>						
Northwestern St.	10-6	.625		17-15	.531	
McNeese St.	9-7	.563		15-17	.469	
Southeastern La.	8-8	.500		16-14	.533	
Lamar	8-8	.500		15-17	.469	
Nicholls	7-9	.438		8-22	.267	
Central Arkansas	4-12	.250		10-20	.333	
<b>WEST</b>						
A&M-Corpus Christi	14-2	.875		26-7	.788	
Sam Houston St.	13-3	.813		21-10	.788	
Stephen F. Austin	8-8	.500		15-14	.517	
UT Arlington	8-8	.500		13-17	.433	
Texas St.	4-12	.250		9-20	.310	
UTSA	3-13	.188		7-22	.241	

	Southland			All Games		
	W-L	Pct		W-L	Pct.	
<b>2007-08</b>						
<b>EAST</b>						
Lamar	13-3	.813		19-11	.633	
Southeastern La.	9-7	.563		17-13	.567	
Northwestern St.	9-7	.563		15-18	.455	
McNeese St.	7-9	.438		13-16	.448	
Nicholls	5-11	.313		10-21	.323	
Central Arkansas	4-12	.250		14-16	.467	
<b>WEST</b>						
Stephen F. Austin	13-3	.813		26-6	.813	
Sam Houston St.	10-6	.625		23-8	.742	
UT Arlington	7-9	.438		21-12	.636	
UTSA	7-9	.438		13-17	.433	
Texas St.	6-10	.375		13-16	.448	
A&M-Corpus Christi	6-10	.375		9-20	.310	

	Southland			All Games		
	W-L	Pct		W-L	Pct.	
<b>2008-09</b>						
<b>EAST</b>						
Stephen F. Austin	13-3	.813		24-8	.750	
Nicholls	12-4	.750		20-11	.645	
Southeastern La.	7-9	.438		13-17	.433	
McNeese State	5-11	.312		11-18	.379	
Northwestern St.	3-13	.188		11-20	.355	
Central Arkansas	3-13	.188		10-19	.345	
<b>WEST</b>						
Sam Housotn St.	12-4	.750		18-12	.600	
A&M-Corpus Christi	11-5	.688		18-16	.529	
UT Arlington	9-7	.562		16-14	.533	
UTSA	8-8	.500		19-13	.594	
Texas State	7-9	.438		14-16	.467	
Lamar	6-10	.375		15-15	.500	



*Stephen F. Austin, 2009 Regular Season and Tournament Champion*



# SOUTHLAND CONFERENCE TOURNAMENT

## Tournament Championship Titles

Lamar	3
McNeese State	2
Nicholls	2
Northwestern State	2
UTSA	2
Texas State	2
Sam Houston State	1
Southeastern Louisiana	1
Texas A&M-Corpus Christi	1
UT Arlington	1
*Louisiana-Monroe	6
*Louisiana Tech	3
*Louisiana-Lafayette	1
*North Texas	1


*\* indicates no longer Southland member.*

## Year-By Year Tournament Champions

1981	Lamar
1982	Louisiana-Lafayette
1983	Lamar
1984	Louisiana Tech
1985	Louisiana Tech
1986	Louisiana-Monroe
1987	Louisiana Tech
1988	North Texas
1989	McNeese State
1990	Louisiana-Monroe
1991	Louisiana-Monroe
1992	Louisiana-Monroe
1993	Louisiana-Monroe
1994	Texas State
1995	Nicholls
1996	Louisiana-Monroe
1997	Texas State
1998	Nicholls
1999	UTSA
2000	Lamar
2001	Northwestern State
2002	McNeese State
2003	Sam Houston State
2004	UTSA
2005	Southeastern Louisiana
2006	Northwestern State
2007	Texas A&M-Corpus Christi
2008	UT Arlington
2009	Stephen F. Austin

## Tournament Most Valuable Players

1981	Mike Olliver, Lamar
1982	Alfred Turner, Louisiana-Lafayette
1983	Kenneth Lyons, North Texas and Lamont Robinson, Lamar
1984	Willie Simmons, Louisiana Tech
1985	Jerry Everett, Lamar
1986	Arthur Hayes, Louisiana-Monroe
1987	Robert Godbolt, Louisiana Tech
1988	Tony Worrell, North Texas
1989	Michael Cutright, McNeese State
1990	Anthony Jones, Louisiana-Monroe
1991	Anthony Jones, Louisiana-Monroe
1992	Ryan Stuart, Louisiana-Monroe
1993	Ryan Stuart, Louisiana-Monroe
1994	Lynwood Wade, Texas State
1995	Reggie Jackson, Nicholls
1996	Paul Marshall, Louisiana-Monroe



**Mike Olliver, Lamar**

1997	Dameon Sansom, Texas State
1998	Donald Harris, UT Arlington
1999	Steve Meyer, UTSA
2000	Landon Rowe, Lamar
2001	Michael Byars-Dawson, Northwestern St.
2002	Fred Gentry, McNeese State
2003	Donald Cole, Sam Houston State
2004	LeRoy Hurd, UTSA
2005	Ricky Woods, Southeastern La.
2006	Clifton Lee, Northwestern State
2007	Chris Daniels, A&M-Corpus Christi
2008	Anthony Vereen, UT Arlington
2009	Matt Kingsley, Stephen F. Austin

## Miscellaneous Tournament Records

**Tournaments: 29**

### Regular Season Champion

**Has Won the Tournament: 21**

(1981, 1982, 1983, 1985, 1986, 1987, 1988, 1990, 1991, 1993, 1995, 1996, 1997, 1998, 2002, 2003, 2004, 2005, 2006, 2007, 2009)

### Regular Season Champion

**Has Not Won the Tournament: 8**

(1984, 1989, 1992, 1994, 1999, 2000, 2001, 2008)

### Regular Season Champion

**Not in Finals: 3**

(1994, 2000, 2008)

### All Louisiana Final: 5

(1986, 1995, 2001, 2002, 2005)

### All Texas Final: 6

(1983, 1994, 1999, 2003, 2004, 2009)

### Host Team Won-Lost

First Round Games:..... 32-11 (.744)

Semifinal Games:..... 21-3 (.875)

Championship Games:..... 14-4 (.778)

Overall Tournament:..... 67-18 (.788)

## SOUTHLAND TOURNAMENT STANDINGS

School	App	W	L	Pct.	Offense		Defense		Finishes	
					Pts	Avg.	Pts.	Avg.	1st	2nd
A&M-Corpus Christi	2	4	1	.800	387	77.4	351	70.2	1	0
Northwestern State	13	17	11	.607	2,086	74.5	1,990	71.1	2	4
Lamar	14	16	11	.592	1,984	73.5	1,886	69.9	3	2
UTSA	14	14	12	.539	1,870	71.9	1,731	66.6	2	3
Nicholls	9	7	7	.500	1,066	76.1	1,066	76.1	2	0
Stephen F. Austin	13	10	11	.476	1,482	70.6	1,511	72.0	1	2
McNeese State	23	18	21	.461	2,986	76.6	2,993	76.7	2	2
Southeastern La.	5	4	5	.444	648	72.0	599	65.6	1	0
Texas State	15	9	12	.429	1,658	79.0	1,737	82.7	2	1
Sam Houston State	12	8	11	.421	1,367	72.0	1,425	75.0	1	1
UT Arlington	23	13	22	.371	2,579	73.7	2,748	78.5	1	3

### No longer in the Southland Conference

School	App	W	L	Pct.	Offense		Defense		Finishes	
					Pts	Avg.	Pts.	Avg.	1st	2nd
Louisiana-Lafayette	2	4	1	.800	424	84.8	373	74.6	1	0
Louisiana Tech	7	9	4	.692	898	69.1	858	66.0	3	1
Louisiana-Monroe	22	21	16	.568	2,632	71.1	2,560	69.2	6	4
North Texas	12	11	11	.500	1712	75.9	1,724	75.3	1	5
Arkansas State	6	4	6	.400	656	65.6	687	68.7	0	1



CENTRAL ARKANSAS • LAMAR • MCNEESE STATE • NICHOLLS • NORTHWESTERN STATE • SAM HOUSTON STATE • SOUTHEASTERN LOUISIANA • STEPHEN F. AUSTIN • UT ARLINGTON • UTSA • A&M-CORPUS CHRISTI • TEXAS STATE



# SOUTHLAND TOURNAMENT YEAR-BY-YEAR RESULTS



CENTRAL ARKANSAS • LAMAR • MCNEESE STATE • NICHOLLS • NORTHWESTERN STATE • SAM HOUSTON STATE • SOUTHEASTERN LOUISIANA • STEPHEN F. AUSTIN • UT ARLINGTON • UTSA • A&M-CORPUS CHRISTI • TEXAS STATE

## 1981

### First Round (Home Sites)

at UL-Lafayette 91, Arkansas St. 73  
McNeese St. 79, at UT Arlington 74

### Semifinals (Beaumont, Texas)

Lamar 83, UL-Lafayette 68  
Louisiana Tech 64, McNeese St. 52

### Third Place (Beaumont, Texas)

UL-Lafayette 79, McNeese St. 73

### Championship (Beaumont, Texas)

No. 1 Lamar 83, No. 2 Louisiana Tech 69

**All-Tournament Team:** Mike Olliver, LU (MVP); B.B. Davis, LU; Dave Simmons, LT; Chris Faggi, MCN; Kevin Figaro, ULL.

## 1982

### First Round (Lafayette, La.)

McNeese St. 78, Louisiana Tech 77 (3OT)

### Semifinals (Lafayette, La.)

UT Arlington 78, Lamar 73  
UL-Lafayette 105, McNeese St. 69

### Championship (Lafayette, La.)

No. 1 UL-Lafayette 81, No. 3 UT Arlington 75

**All-Tournament Team:** Alford Turner, ULL (MVP); Terry Long, LU; Graylin Warner, ULL; Dan Gay, ULL; Joe Dumars, MCN.

## 1983

### First Round (Beaumont, Texas)

Arkansas St. 66, UT Arlington 56  
McNeese St. 112, UL-Monroe 101 (2OT)

### Semifinals (Beaumont, Texas)

North Texas 87, Louisiana Tech 73

### Championship (Beaumont, Texas)

North Texas 66, McNeese St. 60 (OT)

### Championship (Beaumont, Texas)

No. 1 Lamar 75, No. 5 North Texas 54

**All-Tournament Team:** Kenneth Lyons, UNT (co-MVP); Lamont Robinson, LU (co-MVP); Kenneth Perkins, LU; Joe Dumars, MCN; Brian Kellybrew, LU.

## 1984

### First Round (Home Sites)

at McNeese St. 88, Arkansas St. 72  
at UL-Monroe 108, UT Arlington 86

### Semifinals (Beaumont, Texas)

Louisiana Tech 69, UL-Monroe 56  
Lamar 85, McNeese St. 66

### Championship (Beaumont, Texas)

No. 3 Louisiana Tech 68, No. 1 Lamar 65

**All-Tournament Team:** Willie Simmons, LT (MVP); Tom Sewell, LU; Joe Dumars, MCN; Karl Malone, LT; Rennie Bailey, LT.

## 1985

### First Round (Home Sites)

at McNeese St. 89, North Texas 78  
at Lamar 98, UT Arlington 70

### Semifinals (Ruston, La.)

UL-Monroe 70, at Arkansas St. 62  
Lamar 95, McNeese St. 88 (OT)

### Championship (Ruston, La.)

Louisiana Tech 72, UL-Monroe 70 (OT)

### Championship (Ruston, La.)

No. 1 Louisiana Tech 70, No. 3 Lamar 69

**All-Tournament Team:** Jerry Everett, LU (MVP); Karl Malone, LT; Joe Dumars, MCN; Michael Saulsberry, ULM; James Gulley, LU.

## 1986

### First Round (Home Sites)

at McNeese St. 85, UT Arlington 71  
at Arkansas St. 79, North Texas 71

### Semifinals (Monroe, La.)

at Louisiana Tech 60, Lamar 58  
McNeese St. 68, Arkansas St. 57

### Championship (Monroe, La.)

UL-Monroe 57, Louisiana Tech 56

### Championship (Monroe, La.)

No. 1 UL-Monroe 59, No. 2 McNeese St. 57

**All-Tournament Team:** Arthur Hayes, ULM (MVP); Sean Paulfrey, ULM; Kenny Jimerson, MCN; Jerome Batiste, MCN; Randy White, LT.

## 1987

### First Round (Home Sites)

at Lamar 87, North Texas 82  
at Arkansas St. 81, UL-Monroe 60

### Semifinals (Ruston, La.)

Arkansas St. 69, McNeese St. 59  
Louisiana Tech 70, Lamar 64

### Championship (Ruston, La.)

No. 1 La. Tech 58, No. 3 Arkansas St. 51

**All-Tournament Team:** Robert Godbolt, LT (MVP); Randy White, LT; James Gulley, LU; Steve Weidower, ASU; Reggie Gordon, ASU.

## 1988

### First Round (Home Sites)

UT Arlington 74, at Northwestern St. 69  
McNeese St. 87, at Texas St. 79

### Semifinals (Denton, Texas)

UL-Monroe 78, UT Arlington 63

### Championship (Denton, Texas)

North Texas 82, McNeese St. 61

### Championship (Denton, Texas)

No. 1 North Texas 87, No. 2 UL-Monroe 70

**All-Tournament Team:** Tony Worrell, UNT (MVP); Willie Brand, UTA; Ronnie Morgan, UNT; Alvin Jefferson, ULM; Michael Saulsberry, ULM.

## 1989

### First Round (Home Sites)

at Northwestern St. 82, Texas St. 81  
at UL-Monroe 81, UT Arlington 75

### Semifinals (Denton, Texas)

McNeese St. 80, UL-Monroe 65  
North Texas 100, Northwestern St. 77

### Championship (Denton, Texas)

No. 2 McNeese St. 85, No. 1 North Texas 68

**All-Tournament Team:** Michael Cutright, MCN (MVP); Anthony Pullard, MCN; Wendell Williams, UNT; Ricky Robertson, UNT; Torgeir Bryn, TXST.

## 1990

### First Round (Monroe, La.)

UT Arlington 72, Sam Houston St. 66  
Northwestern St. 82, Texas St. 58

### Semifinals (Monroe, La.)

McNeese St. 62, North Texas 67  
UL-Monroe 65, UT Arlington 50

### Championship (Monroe, La.)

North Texas 63, Northwestern St. 61

### Championship (Monroe, La.)

No. 1 UL-Monroe 84, No. 7 North Texas 68

**All-Tournament Team:** Anthony Jones, ULM (MVP); Anthony Pullard, MCN; Ronnie Morgan, UNT; Fred Thompson, ULM; Roman Banks, NWLA; Bobby Kenyon, UTA.

## 1991

### Semifinals (Monroe, La.)

UL-Monroe 75, Stephen F. Austin 63  
UT Arlington 97, North Texas 91

### Championship (Monroe, La.)

No. 1 UL-Monroe 87, No. 2 UT Arlington 60

**All-Tournament Team:** Anthony Jones, ULM (MVP); Chris Crease, ULM; Bobby Kenyon, UTA; Eric Gore, UTA; Glover Cody, UTA.

## 1992

### First Round (San Antonio, Texas)

North Texas 91, Stephen F. Austin 71  
UT Arlington 77, Nicholls 62

### Semifinals (San Antonio, Texas)

UTSA 94, UT Arlington 75  
UL-Monroe 78, North Texas 71

### Championship (San Antonio, Texas)

No. 2 UL-Monroe 81, No. 1 UTSA 77

**All-Tournament Team:** Ryan Stuart, ULM (MVP); Keith Johnson, ULM; Ronnie Ellison, UTSA; Shawn Jamison, UTSA; Bobby Kenyon, UTA.

## 1993

### First Round (Monroe, La.)

UTSA 77, McNeese St. 68  
UT Arlington 83, Texas St. 79

### Semifinals (Monroe, La.)

UTSA 86, Nicholls 67  
UL-Monroe 106, UT Arlington 82

### Championship (Monroe, La.)

No. 1 UL-Monroe 80, No. 3 UTSA 66

**All-Tournament Team:** Ryan Stuart, ULM (MVP); Mike Ferguson, UTSA; Leonard Wilson, UTA; Keith Johnson, ULM; Louis Davis, ULM.

## 1994

### First Round (Monroe, La.)

Nicholls 101, UTSA 89  
Texas St. 63, Sam Houston St. 56

### Championship (Monroe, La.)

North Texas 69, McNeese St. 65  
UL-Monroe 92, Stephen F. Austin 73

### Semifinals (Monroe, La.)

Texas St. 68, Nicholls 65  
North Texas 77, UL-Monroe 74

### Championship (Monroe, La.)

No. 2 Texas St. 69, No. 4 North Texas 60

**All-Tournament Team:** Lynwood Wade, TXST (MVP); DeJuan Brown, TXST; Jesse Ratliff, UNT; Adam Smith, UNT; Gerard King, NICH.

## 1995

### First Round (Campus sites)

UTSA 89, Northwestern St. 78  
UL-Monroe 75, UT Arlington 61

Nicholls 88, McNeese St. 69  
Stephen F. Austin 73, North Texas 72

### Semifinals (Shreveport, La.)

UL-Monroe 78, UTSA 76

### Championship (Shreveport, La.)

Nicholls 91, Stephen F. Austin 89

**All-Tournament Team:** Reggie Jackson, NICH (MVP); Gerard King, NICH; Horace Lee, ULM; Ray Washington, NICH; Derek Watts, NICH; Kevin Barker, SFA.



# SOUTHLAND TOURNAMENT YEAR-BY-YEAR RESULTS



CENTRAL ARKANSAS • LAMAR • MCNEESE STATE • NICHOLLS • NORTHWESTERN STATE • SAM HOUSTON STATE • SOUTHEASTERN LOUISIANA • STEPHEN F. AUSTIN • UT ARLINGTON • UTSA • A&M-CORPUS CHRISTI • TEXAS STATE

## 1996

### First Round (Shreveport, La.)

UTSA 60, Sam Houston St. 58  
Stephen F. Austin 94, McNeese St. 91

### Semifinals (Shreveport, La.)

North Texas 80, UTSA 71  
UL-Monroe 92, Stephen F. Austin 73

### Championship (Shreveport, La.)

No. 1 UL-Monroe 71, No. 2 North Texas 60

**All-Tournament Team:** Paul Marshall, ULM (MVP); Alvin Edwards, ULM; Marlon Anderson, UTSA; Sean Riley, UNT; David Miller, UNT.

## 1997

### First Round (Shreveport, La.)

McNeese St. 81, UT Arlington 50  
Northwestern St. 85, Stephen F. Austin 64

### Semifinals (Shreveport, La.)

Texas St. 76, McNeese St. 59  
UL-Monroe 85, Northwestern St. 54

### Championship (Shreveport, La.)

No. 2 Texas St. 74, No. 1 UL-Monroe 64

**All-Tournament Team:** Dameon Sansom, TXST (MVP); Charles Duncan, NWLA; Nick Dillon, ULM; Anthony Cook, ULM; Donte Mathis, TXST.

## 1998

### First Round (Shreveport, La.)

UT Arlington 56, UTSA 52  
Texas St. 90, UL-Monroe 87

### Semifinals (Shreveport, La.)

Nicholls 79, Texas St. 71  
UT Arlington 77, Northwestern St. 72

### Championship (Shreveport, La.)

No. 1 Nicholls 84, No. 6 UT Arlington 81

**All-Tournament Team:** Donald Harris, UTA (MVP); Kenderick Franklin, NICH; Jason McCutcheon, NICH; Russell McCutcheon, NICH; Bill Washington, UTA.

## 1999

### First Round (Shreveport, La.)

Lamar 90, UL-Monroe 71  
McNeese St. 100, Nicholls 87

### Semifinals (Shreveport, La.)

Texas St. 92, McNeese St. 82  
UTSA 77, Lamar 63

### Championship (Shreveport, La.)

No. 2 UTSA 71, No. 1 Texas St. 63

**All-Tournament Team:** Steve Meyer, UTSA (MVP); Leon Watson, UTSA; Jeff Foster, TXST; Donte Mathis, TXST; Matt Sundblad, LU.

## 2000

### First Round (Campus sites)

at Sam Houston St. 49, Nicholls 48  
Lamar 66, at UL-Monroe 62  
Texas St. 88, at UTSA 86  
Northwestern St. 88, at UT Arlington 83 (OT)

### Semifinals (Shreveport, La.)

Lamar 53, Texas St. 50  
Northwestern St. 70, Sam Houston St. 64

### Championship (Shreveport, La.)

No. 7 Lamar 62, 5 Northwestern St. 55

**All-Tournament Team:** Landon Rowe, LU (MVP); Wesley Williams, TXST; Richard Taylor, NWLA; Brentt Shropshire, NWLA; Thaydeus Holden, LU.

## 2001

### First Round (Campus sites)

at McNeese St. 83, UL-Monroe 78  
at UTSA 71, Texas St. 69  
at Sam Houston St. 103, UT Arlington 98 (2OT)  
Northwestern St. 68, at Nicholls 61

### Semifinals (Bossier City, La.)

McNeese St. 99, Sam Houston St. 82  
Northwestern St. 86, UTSA 73

### Championship (Bossier City, La.)

No. 6 Northwestern St. 72, No. 1 McNeese St. 71

**All-Tournament Team:** Michael Byars-Dawson, NWLA (MVP); Senecca Wall, SHSU; Demond Mallet, MCN; Devin Brown, UTSA; Chris Thompson, NWLA; Tierre Brown, MCN.

## 2002

### First Round (Campus sites)

at UTSA 99, Texas St. 83  
at Lamar 53, Stephen F. Austin 36

### Semifinals (Campus sites)

at McNeese St. 71, Lamar 57  
at UL-Monroe 64, UTSA 62

### Championship (Lake Charles, La.)

at No. 1 McNeese St. 65, No. 2 UL-Monroe 43

**All-Tournament Team:** Fred Gentry, MCN (MVP); Devin Brown, UTSA; Wojciech Myrda, ULM; Ben Perkins, MCN; Damond Williams, MCN.

## 2003

### First Round (Campus sites)

McNeese St. 78, at UT Arlington 67  
at Texas St. 94, UL-Monroe 85

### Semifinals (Campus sites)

at Sam Houston St. 64, McNeese St. 58  
at Stephen F. Austin 67, Texas St. 58

### Championship (Huntsville, Texas)

at No. 1 Sam Houston St. 69, No. 2 SFA 66 (OT)

**All-Tournament Team:** Donald Cole, SHSU (MVP); Terry Conerway, TXST; Jason Coleman, MCN; Taylor Moore, SFA; Eddy Fobbs, SHSU.

## 2004

### First Round (Campus sites)

at UT Arlington 77, UL-Monroe 62  
at Southeastern La. 72, Northwestern St. 64  
at UTSA 78, Texas St. 73

at Stephen F. Austin 85, Sam Houston St. 53

### Semifinals (Campus sites)

UTSA 87, at Southeastern La. 85  
Stephen F. Austin 69, at UT Arlington 68

### Championship (San Antonio, Texas)

at No. 3 UTSA 74, No. 4 Stephen F. Austin 70

**All-Tournament Team:** LeRoy Hurd, UTSA (MVP); Kurt Attaway, UTSA; Mike Gardener, SLU; Justin Harbert, UTSA; Dedrick Sanders, SFA.

## 2005

### First Round (Campus sites)

at Northwestern St. 71, UT Arlington 67  
at Southeastern Louisiana 75, Texas St. 58  
at Sam Houston St. 88, McNeese St. 70  
Lamar 91, at UTSA 83

### Semifinals (Campus sites)

at Northwestern St. 90, Lamar 75  
at Southeastern La. 71, Sam Houston St. 62

### Championship (Natchitoches, La.)

No. 2 SLU 49, at No. 1 Northwestern St. 42

**All-Tournament Team:** Ricky Woods, SLU (MVP); Alan Daniels, LU; Clifton Lee, NWLA; Jermaine Wallace, NWLA; Nate Lofton, SLU.

## 2006

### First Round (Campus sites)

at Northwestern St. 75, UTSA 61  
at Sam Houston St. 86, UT Arlington 84 (2OT)  
Lamar 68, at Southeastern Louisiana 65  
at Stephen F. Austin 72, McNeese St. 70

### Semifinals (Campus sites)

at Northwestern St. 80, Lamar 66  
at Sam Houston St. 78, Stephen F. Austin 72

### Championship (Natchitoches, La.)

at No. 1 Northwestern St. 95, No. 2 Sam Houston St. 87

**All-Tournament Team:** Clifton Lee, NWLA (MVP); Alan Daniels, LU; Josh Gardiner, SHSU; Jejuan Plair, SHSU; Tyronn Mitchell, NWLA.

## 2007

### First Round (Houston, Texas)

Sam Houston St. 98, Lamar 99  
Northwestern St. 85, Stephen F. Austin, 76  
Texas A&M-Corpus Christi 80, Southeastern La. 72  
McNeese St. 77, UT Arlington 76

### Semifinals (Houston, Texas)

Northwestern St. 78, Lamar 65  
Texas A&M-Corpus Christi 87, McNeese St. 66

### Championship (Houston, Texas)

No. 1 A&M-Corpus Christi 81, No. 3 Northwestern St. 78

**All-Tournament Team:** Chris Daniels, AMCC (MVP); Trey Gilder, NWLA; Kevin Menifee, AMCC; Jermaine Spencer, NWLA; Josh Washington, AMCC.

## 2008

### First Round (Katy, Texas)

No. 7 UT Arlington 81, No. 2 Lamar 75  
No. 3 Sam Houston St. 64, McNeese St. 62 (OT)  
No. 1 Stephen F. Austin 71, No. 8 UTSA 60  
No. 4 Northwestern St. 71, No. 5 Southeastern La. 51

### Semifinals (Katy, Texas)

No. 7 UT Arlington 72, No. 3 Sam Houston St. 66  
No. 5 Northwestern St. 69, No. 1 Stephen F. Austin 66

### Championship (Katy, Texas)

No. 7 UT Arlington 82, No. 5 Northwestern St. 79

**All-Tournament Team:** Anthony Vereen, UTA (MVP); Matt Kingsley, SFA; Trey Gilder, NWLA; Rog'er Guignard, UTA; Larry Posey, UTA.

## 2009

### First Round (Katy, Texas)

No. 2 Nicholls 80, No. 7 Texas St. 75  
No. 6 UTSA 83, No. 3 Sam Houston St. 74  
No. 1 Stephen F. Austin 67, No. 8 Southeastern La. 56  
No. 4 A&M-Corpus Christi 79, No. 5 UT Arlington 72

### Semifinals (Katy, Texas)

No. 6 UTSA 57, No. 2 Nicholls 55  
No. 1 Stephen F. Austin 63, A&M-Corpus Christi 60

### Championship (Katy, Texas)

No. 1 Stephen F. Austin 68, No. 6 UTSA 57

**All-Tournament Team:** Matt Kingsley, SFA (MVP); Josh Alexander, SFA; Eddie Williams, SFA; Devin Gibson, UTSA; Kevin Palmer, AMCC.



# TEAM-BY-TEAM ALL-TOURNAMENT SELECTIONS

## Lamar

Alan Daniels, 2005-06; B.B. Davis, 1981; Jerry Everett, 1985; James Gulley, 1985, 87; Thaydeus Holden, 2000; Brian Kellybrew, 1983; Terry Long, 1982; Mike Olliver, 1981; Kenneth Perkins, 1983; Lamont Robinson, 1983; Landon Rowe, 2000; Tom Sewell, 1984; Matt Sundblad, 1999.

## McNeese State

Jerome Batiste, 1986; Tierre Brown, 2001; Jason Coleman, 2003; Michael Cutright, 1989; Joe Dumars, 1982-85; Chris Faggi, 1981; Fred Gentry, 2002; Kenny Jimerson, 1986; Demond Mallet, 2001; Ben Perkins, 2002; Anthony Pullard, 1989-90; Damond Williams, 2002.

## Nicholls

Kenderick Franklin, 1998; Reggie Jackson, 1995; Gerard King, 1994-95; Jason McCutcheon, 1998; Russell McCutcheon, 1998; Ray Washington, 1995; Derek Watts, 1995.

## Northwestern State

Roman Banks, 1990; Michael Byars-Dawson, 2001; Charles Duncan, 1997; Trey Gilder, 2007-08; Clifton Lee, 2005-06; Tyronn Mitchell, 2006; Brentt Shropshire, 2000; Jermaine Spencer, 2007; Richard Taylor, 2000; Chris Thompson, 2001; Jermaine Wallace, 2005.

## Sam Houston State

Donald Cole, 2003; Eddy Fobbs, 2003; Josh Gardiner, 2006; Jejuan Plair, 2006; Senecca Wall, 2001.

## Southeastern Louisiana

Mike Gardener, 2004; Nate Lofton, 2005; Ricky Woods, 2005.

## Stephen F. Austin

Josh Alexander, 2009; Kevin Barker, 1995; Matt Kingsley, 2008-09; Taylor Moore, 2003; Dedrick Sanders, 2004; Eddie Williams, 2009.

## UT Arlington

Willie Brand, 1988; Glover Cody, 1991; Eric Gore, 1991; Roge'r, 2008, Donald Harris, 1998; Bobby Kenyon, 1990-92; Larry Posey, 2008; Anthony Vereen, 2008; Bill Washington, 1998.

## UTSA

Marlon Anderson, 1996; Kurt Attaway, 2004; Devin Brown, 2001-02; Ronnie Ellison, 1992; Mike Ferguson, 1993; Devin Gibson, 2009; LeRoy Hurd, 2004; Shawn Jamison, 1992; Steve Meyer, 1999; Leon Watson, 1999.

## Texas A&M-Corpus Christi

Chris Daniels, 2007; Kevin Menifee, 2007; Kevin Palmer, 2009; Josh Washington, 2007.

## Texas State

DeJuan Brown, 1994; Torgier Bryn, 1989; Terry Conerway, 2003; Jeff Foster, 1999; Donte Mathis, 1997, 99; Dameon Sansom, 1997; Lynwood Wade, 1994; Wesley Williams, 2000.

## Former Southland Members

### Arkansas State

Reggie Gordon, 1987; Steve Weidower, 1987.

### Louisiana-Lafayette

Kevin Figaro, 1981; Dan Gay, 1982; Alfred Turner, 1982; Graylin Warner, 1982.



*Chris Daniels, Texas A&M-Corpus Christi*

## Louisiana-Monroe

Anthony Cook, 1997; Chris Crease, 1990; Louis Davis, 1993; Nick Dillon, 1997; Arthur Hayes, 1986; Alvin Jefferson, 1988; Keith Johnson, 1992-93; Anthony Jones, 1990-91; Horace Lee, 1995; Wojciech Myrda, 2002; Sean Paulfrey, 1986; Michael Saulsberry, 1985, 88; Ryan Stuart, 1992-93; Fred Thompson, 1990; Paul Marshall, 1996; Alvin Edwards, 1996.

## Louisiana Tech

Rennie Bailey, 1984; Robert Godbolt, 1987; Karl Malone, 1984-85; Dave Simmons, 1981; Willie Simmons, 1984; Randy White, 1986-87.

## North Texas

Kenneth Lyons, 1983; David Miller, 1996; Ronnie Morgan, 1988; Jesse Ratliff, 1994; Sean Riley, 1996; Ricky Robertson, 1989; Adam Smith, 1994; Wendell Williams, 1989; Tony Worrell, 1988.

## REPEAT ALL-TOURNAMENT SELECTIONS

### Four Times

Joe Dumars, McNeese State, 1982-85

### Three Times

Bobby Kenyon, UT Arlington, 1990-92

### Two Times

Josh Alexander, Stephen F. Austin, 2008-09

Devin Brown, UTSA, 2001-02

Alan Daniels, Lamar, 2005-06

Trey Gilder, Northwestern State, 2007-08

James Gulley, Lamar, 1985, 87

Anthony Jones, UL-Monroe, 1990-91

Gerard King, Nicholls, 1994-95

Clifton Lee, Northwestern State, 2005-06

Karl Malone, Louisiana Tech, 1984-85

Donte Mathis, Texas State, 1997-99

Ronnie Morgan, North Texas, 1988, 90

Anthony Pullard, McNeese State, 1989-90

Michael Saulsberry, UL-Monroe, 1985, 88

Ryan Stuart, UL-Monroe, 1992-93

Randy White, Louisiana Tech, 1986-87



# SOUTHLAND CONFERENCE TOURNAMENT INDIVIDUAL RECORDS

## Most Points

Game: 47, Kenneth Lyons, North Texas vs. LTU, 1983

Tourney: 85, Kenneth Lyons, North Texas, 1983

## Most Field Goals Made

Game: 17, Joe Dumars, McNeese St. vs. UNT, 1985

Tourney: 30, Kenneth Lyons, North Texas, 1983

## Most Field Goals Attempted

Game: 29, Alan Daniels, Lamar vs. NWLA, 2006

Tourney: 62, Jerry Everett, Lamar, 1985

## Highest Field Goal Percentage

Game: 100.0 (7-7), Gerard King, Nicholls vs. ULM, 1995

100.0 (7-7), Chris Crease, UL-Monroe vs. UTA, 1991

100.0 (7-7), John Tate, Arkansas St. vs. UNT, 1986

Tourney: 92.9 (13-14), Chris Crease, UL-Monroe, 1991

## Most Three-Point Goals Made

Game: 8, Marcus Anthony, UL-Monroe vs. TXST, 1998

Tourney: 12, Rog'ger Guignard, UT Arlington, 2008

## Most Three-Point Attempts

Game: 15, Raymond Anthony, Lamar vs. UTSA, 2005

Tourney: 28, Demond Mallet, McNeese St., 2001

28, Rog'ger Guignard, UT Arlington, 2008

## Highest Three-Point Percentage (5 Made 3 pt. FG)

Game: 83.3 (5-6), Jejuan Plair, Sam Houston St. vs. SFA, 2006

83.3 (5-6), Eliezar Gordon, Texas St. vs. MCN, 1988

Tourney: 83.3 (5-6), Donny Beacham, UT Arlington, 2004

## Most Free Throws Made

Game: 19, Senecca Wall, Sam Houston St. vs. UTA, 2001

Tourney: 30, Senecca Wall, Sam Houston St., 2001

## Most Free Throws Attempted

Game: 24, Senecca Wall, Sam Houston St. vs. UTA, 2001

Tourney: 37, Senecca Wall, Sam Houston St., 2001



*Senecca Wall, Sam Houston State*



*Wojciech Myrda, Louisiana-Monroe*

## Highest Free Throw Percentage (Minimum 12 Atts.)

Game: 100.0 (16-16), Kevin Barker, Stephen F. Austin vs. NICH, 1995

100.0 (12-12), LeRoy Hurd, UTSA vs. SLU, 2004

100.0 (12-12), Dwayne Davis, McNeese St. vs. UNT, 1989

Tourney: 100.0 (20-20), Kevin Barker, Stephen F. Austin, 1995

100.0 (13-13), Steve Wiedower, Arkansas St., 1986, 1987

## Most Rebounds

Game: 22, Nate Lofton, Southeastern La. vs. UTSA, 2004

22, Anthony Pullard, McNeese St. vs. UNT, 1990

Tourney: 37, Ronnie Morgan, North Texas, 1990

## Most Assists

Game: 14, Howard Nathan, UL-Monroe vs. SFA, 1994

Tourney: 22, Howard Nathan, UL-Monroe, 1994

## Most Turnovers

Game: 11, Bobby Joe Douglas, UL-Monroe vs. MCN, 1983

Tourney: 15, Alex Richardson, UL-Monroe, 1995

## Most Blocked Shots

Game: 9, Wojciech Myrda, UL-Monroe vs. UTSA, 2002

Tourney: 13, Wojciech Myrda, UL-Monroe, 2002

## Most Steals

Game: 7, Chris Thompson, Northwestern St. vs. NICH, 2001

7, Donte Mathis, Texas St. vs. MCN, 1997

7, Joe Dumars, McNeese St. vs. UNT, 1985

Tourney: 12, Horace Lee, UL-Monroe, 1995

## Most Minutes Played

Game: 55, Emmerson Wafer, Louisiana Tech vs. MCN, 1982

55, Rennie Bailey, Louisiana Tech vs. MCN, 1982

55, Chris Faggi, McNeese St. vs. LTU, 1982

Tourney: 120, Josh Alexander, Stephen F. Ausitn, 2009

CENTRAL ARKANSAS • LAMAR • MCNEESE STATE • NICHOLLS • NORTHWESTERN STATE • SAM HOUSTON STATE • SOUTHEASTERN LOUISIANA • STEPHEN F. AUSTIN • UT ARLINGTON • UTSA • A&M - CORPUS CHRISTI • TEXAS STATE

**SOUTHLAND**  
CONFERENCE



# SOUTHLAND CONFERENCE TOURNAMENT TEAM RECORDS

## Points Scored

Game High: 112, McNeese St. vs. ULM, 1983  
 Game Low: 36, Stephen F. Austin vs. LU, 2002  
 Tourney: 277, Nicholls, 1995

## Field Goals Made

Game High: 42, UL-Monroe vs. UT Arlington, 1984  
 Game Low: 14, Northwestern St. vs. SLU, 2005  
 14, Stephen F. Austin vs. LU, 2002  
 Tourney: 109, Lamar, 1985

## Field Goals Attempted

Game High: 84, Nicholls vs. UTSA, 1994  
 Game Low: 33, Arkansas St. vs. LU, 1983  
 Tourney: 216, Lamar, 1985

## Field Goal Percentage

Game High: 69.2 (36-52), McNeese St. vs. ASU, 1984  
 Game Low: 25.9 (14-54), Stephen F. Austin vs. LU, 2002  
 Tourney: 58.3 (77-132), Texas A&M-Corpus Christi, 2007

## Three-Point Goals Made

Game High: 14, Texas St. vs. UTSA, 2000  
 14, UL-Monroe vs. TXST, 1998  
 Tourney: 30, Sam Houston St., 2006

## Three-Point Attempts

Game High: 35, UTSA vs. NICH, 1994  
 Tourney: 76, Sam Houston St., 2006

## Three-Point Percentage (Min. 10)

Game High: 61.6 (8-13), UT Arlington vs. ULM, 2004  
 Tourney: 60.0 (9-15), UT Arlington, 1988

## Free Throws Made

Game High: 37, A&M-Corpus Christi vs. MCN, 2007  
 Game Low: 2, Lamar vs. TXST, 2000  
 Tourney: 78, Texas A&M-Corpus Christi, 2007



*Lamar Sanders, Lamar*



*Josh Alexander, Stephen F. Austin*

## Free Throws Attempted

Game High: 46, McNeese St. vs. ULM, 1983;  
 46, North Texas vs. MCN, 1988  
 Game Low: 4, Lamar vs. TXST, 2000  
 Tourney: 104, McNeese St., 2001  
 104, Texas A&M-Corpus Christi, 2007

## Free Throw Percentage

Game High: 100.0 (22-22), Texas St. vs. UTSA, 2004  
 Game Low: 28.6 (4-14), North Texas vs. LU, 1983  
 Tourney: 100.0 (22-22), Texas St., 2004

## Rebounds

Game High: 57, UTSA vs. UL-Monroe, 2002  
 Game Low: 20, Arkansas St. vs. LTU, 1987  
 Tourney: 136, McNeese St., 2001

## Assists

Game High: 27, Sam Houston St. vs. MCN, 2005  
 Game Low: 2, Stephen F. Austin vs. ULM, 1991  
 Tourney: 61, Sam Houston St., 2006

## Turnovers

Game High: 30, UL-Monroe vs. NICH, 1995  
 Game Low: 5, Lamar vs. SHSU, 2007  
 5, McNeese St. vs. LU, 1982  
 5, Lamar vs. LTU, 1985  
 Tourney: 60, Texas A&M-Corpus Christi, 2007

## Steals

Game High: 18, Nicholls vs. ULM, 1995  
 Tourney: 39, Nicholls, 1995

## Blocked Shots

Game High: 14, UL-Monroe vs. UTSA, 2002  
 14, McNeese St. vs. NWLA, 2001  
 Tourney: 21, McNeese St., 2001

## Personal Fouls

Game High: 36, Northwestern St. vs. UTA, 1988  
 Game Low: 9, three times



# NCAA TOURNAMENT HISTORY

**1969**

**First Round (Manhattan, Kan.)**

Texas A&M 81, Trinity 66 (no seeding)

**1979**

**First Round (Murfreesboro, Tenn.)**

No. 10 Lamar 95, No. 7 Detroit 87

No. 2 Michigan State 95, No. 10 Lamar 64

**1980**

**First Round (Ogden, Utah)**

No. 10 Lamar 87, No. 7 Weber State 86

No. 10 Lamar 81, No. 2 Oregon State 77

**West Regional (Tucson, Ariz.)**

No. 6 Clemson 74, No. 8 Lamar 66

**1981**

**First Round (Austin, Texas)**

No. 8 Lamar 71, No. 9 Missouri 67

No. 1 Louisiana State 100, No. 8 Lamar 78

**1982**

**First Round (Indianapolis, Ind.)**

No. 9 Tennessee 61, No. 8 UL-Lafayette 57

**1983**

**First Round (Houston, Texas)**

No. 11 Lamar 73, No. 6 Alabama 50

No. 3 Villanova 60, No. 11 Lamar 58

**1984**

**First Round (Memphis, Tenn.)**

No. 10 La. Tech 66, No. 7 Fresno State 56

No. 2 Houston 77, No. 10 La. Tech 69

**1985**

**First Round (Tulsa, Okla.)**

No. 5 La. Tech 78, No. 12 Pittsburgh 54

No. 5 La. Tech 79, No. 4 Ohio State 67

**Midwest Regional (Dallas, Texas)**

No. 1 Oklahoma 86, No. 5 La. Tech 84 (OT)

**1986**

**First Round (Long Beach, Calif.)**

No. 4 UNLV 74, No. 13 UL-Monroe 51

**1987**

**First Round (Chicago, Ill.)**

No. 3 DePaul 76, No. 14 La. Tech 62

**1988**

**First Round (Salt Lake City, Utah)**

No. 2 N. Carolina 83, No. 15 North Texas 65

**1989**

**First Round (Indianapolis, Ind.)**

No. 1 Illinois 77, No. 16 McNeese State 71

**1990**

**First Round (Indianapolis, Ind.)**

No. 2 Purdue 75, No. 15 UL-Monroe 63

**1991**

**First Round (Minneapolis, Minn.)**

No. 2 Duke 102, No. 15 UL-Monroe 73

**1992**

**First Round (Milwaukee, Wis.)**

No. 2 So. California 84, No. 15 UL-Monroe 54

**1993**

**First Round (Nashville, Tenn.)**

No. 4 Iowa 82, No. 13 UL-Monroe 69

**1994**

**First Round (Wichita, Kan.)**

No. 2 UMass 78, No. 15 Texas State 60

**1995**

**First Round (Dayton, Ohio)**

No. 4 Virginia 96, No. 13 Nicholls 72

**1996**

**First Round (Milwaukee, Wis.)**

No. 2 Wake Forest 62, No. 15 UL-Monroe 50

**1997**

**First Round (Kansas City, Mo.)**

No. 1 Minnesota 78, No. 16 Texas State 46

**1998**

**First Round (Sacramento, Calif.)**

No. 1 Arizona 99, No. 16 Nicholls 60

**1999**

**First Round (Denver, Colo.)**

No. 1 Connecticut 91, No. 16 UTSA 66

**2000**

**East Regional (Winston-Salem, N.C.)**

No. 1 Duke 82, No. 16 Lamar 55

**2001**

**Opening-Round Game (Dayton, Ohio)**

Northwestern State 71, Winthrop 67

**First Round**

No. 1 Illinois 96, No. 16 Northwestern State 54

**2002**

**First Round (Dallas, Texas)**

No. 3 Mississippi St. 70, No. 14 McNeese St. 58

**2003**

**First Round (Tampa, Fla.)**

No. 2 Florida 85, No. 15 Sam Houston St. 55

**2004**

**First Round (Seattle, Wash.)**

No. 1 Stanford 71, No. 16 UTSA 45

**2005**

**First Round (Oklahoma City, Okla.)**

No. 2 Oklahoma St. 63, No. 15 Southeastern La. 50

**2006**

**First Round (Auburn Hills, Mich.)**

No. 14 Northwestern St. 64, No. 3 Iowa 63

No. 6 W. Virginia 67, No. 14 Northwestern St. 54

**2007**

**First Round (Chicago, Ill.)**

No. 2 Wisconsin 76

No. 15 Texas A&M-Corpus Christi 63

**2008**

**First Round (Little Rock, Ark.)**

No. 1 Memphis 87, No. 16 UT Arlington 63

**2009**

**First Round (Miami, Fla.)**

No. 3 Syracuse 59, No. 14 Stephen F. Austin 44

## SOUTHLAND TOURNAMENT STANDINGS

All-Time Records	App.	W	L	Pct.	Pts	Opp
Lamar	5	5	5	.500	728	778
Northwestern State	2	2	2	.500	243	293
McNeese State	2	0	2	.000	129	147
Nicholls	2	0	2	.000	132	195
UTSA	2	0	2	.000	111	162
Texas State	2	0	2	.000	106	156
Sam Houston State	1	0	1	.000	55	85
Southeastern Louisiana	1	0	1	.000	50	63
Stephen F. Austin	1	0	1	.000	44	59
UT Arlington	1	0	1	.000	63	87
Texas A&M-Corpus Christi	1	0	1	.000	63	76
<sup>1</sup> Louisiana-Monroe*	7	0	7	.000	423	549
Louisiana Tech*	3	3	3	.500	438	416
North Texas*	1	0	1	.000	65	83
Trinity*	1	0	1	.000	66	81
<sup>2</sup> Louisiana-Lafayette*	1	0	1	.000	57	61

<sup>1</sup> Not a member of Southland Conference at time of first participation;

<sup>2</sup> Participation in 1972 and 1973 tournaments voided by NCAA Committee on Infractions;

\* Not a current Southland Conference member.



CENTRAL ARKANSAS • LAMAR • MCNEESE STATE • NICHOLLS • NORTHWESTERN STATE • SAM HOUSTON STATE • SOUTHEASTERN LOUISIANA • STEPHEN F. AUSTIN • UT ARLINGTON • UTSA • A&M - CORPUS CHRISTI • TEXAS STATE



# SOUTHLAND'S NATIONAL INVITATIONAL TOURNAMENT HISTORY

1979

**First Round (Campus Sites)**  
at Virginia 79, 1 Louisiana-Monroe 78

1980

**First Round (Campus Sites)**  
at Louisiana-Lafayette 74, UAB 72  
**Second Round (Campus Sites)**  
Louisiana-Lafayette 77, at Texas 76  
**Quarterfinals (Campus Sites)**  
at Minnesota 94, Louisiana-Lafayette 73

1981

**First Round (Campus Sites)**  
at South Alabama 74, UT Arlington 71

1982

**First Round (Campus Sites)**  
at Texas A&M 60, Lamar 58

1984

**First Round (Campus Sites)**  
Lamar 64, at New Mexico 61  
**Second Round (Campus Sites)**  
Santa Clara 66, at Lamar 64

1985

**First Round (Campus Sites)**  
at Lamar 78, Houston 71  
**Second Round (Campus Sites)**  
UT-Chattanooga 85, at Lamar 84 (OT)

1986

**First Round (Campus Sites)**  
Louisiana Tech 67, at Northern Arizona 61  
at McNeese State 86, Dayton 75  
George Mason 65, at Lamar 63  
**Second Round (Campus Sites)**  
at Louisiana Tech 77, McNeese State 61  
**Quarterfinals (Campus Sites)**  
Louisiana Tech 64, at Providence 63;  
**Semifinals (New York, N.Y.)**  
Ohio State 79, Louisiana Tech 66  
**Third-place Game (New York, N.Y.)**  
Louisiana Tech 67, Florida 62

1987

**First Round (Campus Sites)**  
at Arkansas 67, Arkansas State 64 (OT)

1988

**First Round (Campus Sites)**  
at Arkansas State 70, Louisiana-Monroe 59

2001

**First Round (Campus Sites)**  
at Texas-El Paso 84, McNeese State 74

2008

**First Round (Campus Sites)**  
at Massachusetts 80, Stephen F. Austin 60



## NATIONAL INVITATIONAL TOURNAMENT

All-Time Records	App	W	L	Pct.	Pts	Opp
Lamar	4	2	4	.333	411	410
McNeese State	2	1	2	.333	221	236
UT Arlington	1	0	1	.000	71	74
Stephen F. Austin	1	0	1	.000	60	80
Louisiana Tech*	1	4	1	.800	341	326
Louisiana-Lafayette*	1	2	1	.667	224	242
Arkansas State*	1	0	1	.000	64	67
Louisiana-Monroe*	1	0	1	.000	59	70

\* Not a current Southland Conference member.

### NCAA College Division

1964

#### Regional

Abilene Christian 73, Lamar 71  
Lamar 116, Northern Colorado 85  
Southeast Missouri 90, Abilene Christian 87

1965

#### Regional

Abilene Christian 91, Doane 50;  
Washington (Mo.) 69, Abilene Christian 66

1966

#### Regional

Abilene Christian 94, Jackson State 79  
Southwest Missouri 72, Arkansas State 71  
Arkansas State 84, Jackson State 77  
Abilene Christian 63, Missouri State 58

#### Regional

Evansville 111, Lamar 103  
Lamar 93, Indiana State 78

#### National

North Dakota 63, Abilene Christian 62

1967

#### Regional

Lincoln 93, Arkansas State 80  
Arkansas State 105, Arkansas-Pine Bluff 93

1968

#### Regional

Trinity 95, 1McNeese State 78  
Jackson State 75, 1McNeese State 71  
Trinity 87, Pan American 83 (ot)

#### National

Trinity 93, Evansville 77  
Indiana State 77, Trinity 67  
Trinity 68, Ashland 52

<sup>1</sup> not a member of the Southland Conference at time of participation.

**Note:** The Southland Conference became Division I in basketball beginning in the 1969 season. Trinity became the first league school to participate in the NCAA Tournament that same year.

## COLLEGE DIVISION

All-Time Records	App	W	L	Pct.	Pts	Opp
Trinity	1	4	1	.800	410	367
Abilene Christian	3	4	3	.571	536	480
Arkansas State	2	2	2	.500	340	335
Lamar	2	2	2	.500	383	347
<sup>1</sup> McNeese State	1	0	2	.000	149	170

<sup>1</sup> Not a member of Southland Conference at time of participation;

<sup>1</sup> Does not include NIT game between Southland Conference members




# SOUTHLAND'S NBA DRAFT HISTORY

Following is a year-by-year list of former Southland Conference basketball players drafted by National Basketball Association teams.

Year	Rd.	Player (School)	Drafted by:
2000	2nd	Mike Smith (UL-Monroe)	Washington Wizards
1999	1st	Jeff Foster (Texas St.)	Golden State Warriors <i>(traded to Indiana Pacers)</i>
1989	2nd	Michael Cutright (McNeese St.)	Denver Nuggets
1987	3rd	Jerome Batiste (McNeese St.)	New York Knicks
1986	6th	Greg Anderson (Lamar)	Dallas Mavericks
	7th	Mike Marshall (McNeese St.)	Denver Nuggets
1985	1st	Karl Malone (La. Tech)	Utah Jazz
	1st	Joe Dumars (McNeese St.)	Detroit Pistons
	3rd	Jerry Everett (Lamar)	Phoenix Suns
	4th	Willie Simmons (La. Tech)	Sacramento Kings
1984	1st	Tom Sewell (Lamar)	Philadelphia 76ers
	4th	John Horrocks (North Texas)	Dallas Mavericks
	5th	Lamont Robinson (Lamar)	Chicago Bulls
	5th	Terry Martin (UL-Monroe)	Atlanta Hawks
	6th	Rennie Bailey (La. Tech)	Detroit Pistons
1983	2nd	Ken Lyons (North Texas)	Philadelphia 76ers
	8th	Jeff Bolding (Arkansas St.)	Houston Rockets
1982	4th	Alford Turner (UL-Lafayette)	Denver Nuggets
	7th	Terry Long (Lamar)	Portland State
	9th	Ralph McPherson (UT Arlington)	Dallas Mavericks
	10th	Albert Culton (UT Arlington)	Dallas Mavericks
1981	2nd	Mike Olliver (Lamar)	Chicago Bulls
	4th	Kevin Figaro (UL-Lafayette)	Atlanta Hawks
	4th	B.B. Davis (Lamar)	Kansas City Kings
	10th	Alvin Brooks (Lamar)	San Antonio Spurs
1980	1st	Andrew Toney (UL-Lafayette)	Philadelphia 76ers
	2nd	David Lawrence (McNeese St.)	Portland Trail Blazers
	8th	Clarence Kea (Lamar)	Dallas Mavericks
	9th	Paul Renfro (UT Arlington)	Utah Jazz
1979	2nd	Victor King (La. Tech)	Los Angeles Lakers
1978	2nd	John Rudd (McNeese St.)	New York Knicks
1977	4th	Mike McConathy (La. Tech)	Chicago Bulls
	6th	Calvin Crews (UL-Lafayette)	Atlanta Hawks
1976	5th	Ed Lawrence (McNeese St.)	Cleveland Cavaliers
1974	4th	Roy Ebron (UL-Lafayette)	New York Knicks
	8th	Steve Brooks (Arkansas St.)	Houston Rockets
1973	1st	Mike Green (La. Tech)	Seattle SuperSonics
	3rd	Dwight Lamar (UL-Lafayette)	Detroit Pistons
	7th	Jerry Bisbano (UL-Lafayette)	Phoenix Suns
1972	10th	Will Loftin (UL-Lafayette)	Baltimore Bullets
1971	8th	Luke Adams (Lamar)	Los Angeles Lakers
	8th	Felix Thurston (Trinity)	Milwaukee Bucks
1969	8th	Jim Bowles (Trinity)	Philadelphia 76ers
1968	14th	John Godfrey (Abilene Christian)	Los Angeles Lakers
1967	3rd	John Dickson (Arkansas St.)	Chicago Bulls
1986	12th	Lorenzo Duncan (Sam Houston St.)	Washington Wizards
1985	4th	Derrick Gervin (UTSA)	Philadelphia 76ers
	7th	Mike Wacker (UTSA)	Utah Jazz

Following is a list of draft picks of current Southland Conference universities prior to their membership in the Southland.

Year	Rd.	Player (School)	Drafted by:
1984	3rd	Yommy Sangodeyi (Sam Houston St.)	New Jersey Nets
	5th	Rick Doyle (UTSA)	Detroit Tigers
1983	4th	Johnny Martin (Northwestern St.)	Dallas Mavericks
1982	6th	Wayne Waggoner (Northwestern St.)	Dallas Mavericks
	6th	Don Wilson (UL-Monroe)	Houston Rockets
1980	2nd	Kenny Natt (UL-Monroe)	Indiana Pacers
	5th	James Patrick (Texas St.)	Denver Nuggets
	7th	Karl Godine (Stephen F. Austin)	Washington Wizards
1979	1st	Calvin Natt (UL-Monroe)	New Jersey Nets
	2nd	Larry Wilson (Nicholls)	Atlanta Hawks
	4th	Eugene Robinson (UL-Monroe)	Milwaukee Bucks
1978	8th	Carl Kilpatrick (UL-Monroe)	New Orleans Jazz
1977	7th	Billy Reynolds (Northwestern St.)	Seattle Super Sonics
1976	8th	Richard Bryant (Texas St.)	New Orleans Jazz
	9th	David Pickett (UL-Monroe)	Los Angeles Lakers
1974	10th	Bruce Featherston (Texas St.)	Milwaukee Bucks
1973	3rd	James Lister (Sam Houston St.)	Cleveland Cavaliers
	7th	Pete Harris (Stephen F. Austin)	Atlanta Hawks
	8th	Robert White (Sam Houston St.)	Boston Celtics
	10th	Ron Battle (Sam Houston St.)	Milwaukee Bucks
1972	5th	James Silas (Stephen F. Austin)	Houston Rockets
1970	1st	George Johnson (Stephen F. Austin)	Baltimore Bullets
	3rd	Surry Oliver (Stephen F. Austin)	Cleveland Cavaliers
	4th	Erwin Polnick (Stephen F. Austin)	Buffalo Braves
	6th	Marvin Polnick (Stephen F. Austin)	Baltimore Bullets
	7th	Narvis Anderson (Stephen F. Austin)	Cleveland Cavaliers
	13th	Charles Bloodworth (Northwestern St.)	Chicago Bulls
1969	13th	James Wyatt (Northwestern State)	New York Knicks
1968	12th	Glynn Saulters (Louisiana-Monroe)	Cincinnati Royals
	14th	Charles Core (Southeastern La.)	Cincinnati Royals
1960	4th	Charles Sharp (Texas State)	Philadelphia 76ers



Jeff Foster, Texas State

CENTRAL ARKANSAS • LAMAR • MCNEESE STATE • NICHOLLS • NORTHWESTERN STATE • SAM HOUSTON STATE • SOUTHEASTERN LOUISIANA • STEPHEN F. AUSTIN • UT ARLINGTON • UTSA • A&M - CORPUS CHRISTI • TEXAS STATE

**SOUTHLAND**  
CONFERENCE