



# HISTORY & RECORDS

## MAC All-Americans

### ALL-AMERICA SELECTIONS

#### BALL STATE

Bonzi Wells	1998	1st-BW, 3rd-AP, HM-SN
	1997	Honorable Mention-BW
	1996	Honorable Mention-AP
Curtis Kidd	1989	Honorable Mention-AP
Paris McCurdy	1989	Honorable Mention-AP
Dan Palombizio	1986	Honorable Mention-AP
	1985	Honorable Mention-AP, UPI
Ray McCallum	1983	Honorable Mention-AP, SN
Larry Bullington	1974	Honorable Mention-SN
	1973	Honorable Mention-Un. Sports

#### BOWLING GREEN

Keith McLeod	2002	Honorable Mention-AP
Antonio Daniels	1997	Honorable Mention-AP
David Jenkins	1984	Honorable Mention-AP
Walt Piatkowski	1968	Honorable Mention-Converse
Howard Komives	1964	3rd-AP, 3rd UPI, 1st Converse
Nate Thurmond	1963	1st-SN, 2nd-UPI, 2nd-Converse
Jim Darrow	1960	AP & UPI, 1st Converse
Al Bianchi	1954	INS, UP, Collier's

#### BUFFALO

Turner Battle	2005	Honorable Mention-AP
---------------	------	----------------------

#### CENTRAL MICHIGAN

Chris Kaman	2003	Honorable Mention-AP
David Webber	2001	Honorable Mention-AP
	2001	Oscar Robertson Player of the Year Finalist

#### EASTERN MICHIGAN

Earl Boykins	1998	Honorable Mention-AP
--------------	------	----------------------

#### MARSHALL\*

Leo Byrd	1959	1st-Converse, UPI, Helms Fnd.
Walt Walowac	1954	3rd-Helms Foundation

#### MIAMI

Wally Szczerbiak	1999	1st-BB News, Sports Illustrated,
Basketball America, John Wooden,		
2nd-AP, NABC, USBWA, 3rd in		
voting for John Wooden Award		
Ron Harper	1986	2nd-AP, UPI, USBWA, NABC
Wayne Embry	1958	3rd, Helms Athletic

#### NORTHERN ILLINOIS

Kenny Battle	1986	Honorable Mention-AP, SN
	1985	Honorable Mention-AP, SN
Tim Norton	1984	Honorable Mention-AP, SN
	1983	Honorable Mention-AP
Allen Rayhorn	1982	Honorable Mention-AP
Paul Dawkins	1979	Honorable Mention-SN
Matt Hicks	1977	HM-AP, SN, Converse
	1976	Honorable Mention-AP, SN

#### OHIO

Gary Trent	1995	3rd-AP, 3rd-UPI
Walter Luckett	1975	3rd-Helms
Frank Baumholtz	1941	1st-NY Writers, 1st-Converse

#### TOLEDO

Steve Mix	1969	Converse & Helms
Bob Gerber	1942	Chicago Tribune, NY Writers
	1941	2nd-Converse
Chuck Chuckovits	1938	2nd-Converse

#### WESTERN MICHIGAN

Gene Ford	1969	Helms Foundation
Don Boven	1949	Basketball Coaches
Harold Gensichen	1947	3rd-Converse

### COSIDA ACADEMIC ALL-AMERICAN SELECTIONS

#### AKRON

Nate Schindewolf	2001	Second Team
------------------	------	-------------

#### BALL STATE

Dennis Trammell	2005	Third Team
Jim Hahn	1979	Sixth Team

#### BOWLING GREEN

Matt Lefeld	2007	Third Team
Steve Martenet	1988	Third Team
Joe Faine	1980	Second Team

#### BUFFALO

Turner Battle	2005	Second Team
---------------	------	-------------

#### CENTRAL MICHIGAN

Sander Scott	1993	First Team
--------------	------	------------

#### EASTERN MICHIGAN

Dan Hoff	1976	Second Team
----------	------	-------------

#### KENT STATE

Dennis Odle	1974	Second Team
-------------	------	-------------

#### MIAMI

Mike Ensminger	2001	Third Team
	2001	Anson Mount Scholar Athlete of the Year
Craig Michaelis	1993	First Team
	1992	Third Team
	1991	Second Team
George Swiegert	1982	Honorable Mention
Chuck Goodyear	1977	Third Team

#### NORTHERN ILLINOIS

TJ Lux	2000	GTE Academic All-America of the Year
	2000	First Team
	1998	First Team
Brad Waller	1985	Honorable Mention
Tim Dillon	1984	First Team

#### OHIO

Dave Jamerson	1990	First Team
Bill Littlefield	1980	Honorable Mention
Steve Skaggs	1978	Second Team
	1977	First Team
Scott Love	1976	Second Team
Craig Love	1970	Second Team
John Canine	1970	Second Team
Ken Kowall	1970	Honorable Mention

#### TOLEDO

Casey Shaw	1998	Third Team
Bob Borchardt	1986	Second Team
Mitch Adamek	1982	Third Team
	1980	Honorable Mention
Dick Miller	1980	Second Team
Dave Speicher	1977	Third Team
Mac Otten	1973	Third Team
Doug Hess	1970	Third Team

#### WESTERN MICHIGAN

Joe Reitz	2007	First Team
Sean Wightman	1993	Second Team
	1991	Third Team
Jim Kurzen	1976	Third Team
Bill Vanderwoude	1970	Honorable Mention

# HISTORY & RECORDS



## Academic All-MAC Selections

### AKRON

Mark Alberts, 1993  
 Doug Jackson, 1995  
 Andy Hipsher, 2003-04

### BALL STATE

Jim Hahn, 1979  
 Jeff Furlin, 1984  
 Derrick Wesley, 1987-88  
 Rick Hall, 1989-88  
 David Broz, 1994  
 Matt McCollom, 2003-04-05  
 Dennis Trammell, 2005

### BOWLING GREEN

Ed Behm, 1967  
 Al Hairston, 1968-67  
 Dennis Cavanaugh, 1970-68  
 Dalynn Badenhop, 1972  
 Al Russ, 1972  
 Jack Wissman, 1974-73  
 Dan Hipsher, 1977  
 Greg Kampe, 1978  
 Steve Martenet, 1988-87-86  
 Jay Larranaga, 1997-96-95  
 Matt Lefeld, 2006-07

### BUFFALO

Mark Bortz, 2004-05  
 Turner Battle, 2003-04-05

### CENTRAL MICHIGAN

Dave MacDonald, 1973  
 Jim Helmink, 1975-74  
 Peter Lambropoulos, 1986-85  
 Dan Majerle, 1988  
 Sander Scott, 1993-92-91  
 Chad Guelda, 1997-96-95  
 Ryan Jansen, 1996  
 Jason Webber, 1999

### EASTERN MICHIGAN

Dan Hoff, 1976-75  
 Walt Jones, 1976-75  
 Patrick Miller, 1981  
 Nkechi Ezugwu, 1998  
 Steve Pettyjohn, 2003

### KENT STATE

Rick Gates, 1973  
 Doug Sheil, 1973  
 Dennis Odle, 1974  
 David Zeigler, 1983  
 Russ Kotolac, 1986-85  
 Ric Blevins, 1990-89  
 Eric Glenn, 1990-89  
 Harold Walton, 1990  
 Mike Klinzing, 1992-91  
 Rod Koch, 1994  
 Scott Effertz, 1998-97  
 Bryan Bedford, 2003  
 Armon Gates, 2007

### MARSHALL\*

Ardo Armpalu, 2003

### MIAMI

John Shoemaker, 1978  
 Tom Dunn, 1980-79  
 George Sweigert, 1982-81  
 Chuck Stahl, 1984  
 Eddie Schilling, 1988-87  
 Jim Paul, 1991-90  
 Craig Michaels, 1993-92-91  
 Matt Kramer, 1993-92  
 Gregg Darbyshire, 1994  
 Mike Ensminger, 1999  
 Jason Grunkmeyer, 1999

### NORTHERN ILLINOIS

TJ Lux, 1998  
 Mike Brown, 1999  
 James Hughes, 2007

### OHIO

Russ Hamilton, 1967-66  
 Wayne Young, 1968-67  
 Fred Cluff, 1968-67-66  
 John Canine, 1970  
 Craig Love, 1971-70  
 Ken Kowall, 1971-70  
 Scott Love, 1976-74  
 Steve Skaggs, 1979-78-77  
 Bill Littlefield, 1980  
 Dave Jamerson, 1990-89  
 Dan Aloji, 1992  
 Chad Estis, 1994  
 Geno Ford, 1997

### TOLEDO

Bill Backensto, 1967-66  
 Don White, 1968-67  
 Doug Hess, 1970-68  
 Tim Harman, 1972-70  
 Mac Otten, 1973-72-71  
 Mike Larsen, 1974  
 Stan Joplin, 1977  
 Dave Speicher, 1977-76  
 Dick Miller, 1980  
 Tim Selgo, 1980-79-78  
 Jay Lehman, 1981  
 Mitch Seemann, 1981  
 Tim Reiser, 1984-82  
 Mitch Adamek, 1983-81  
 Bob Borchardt, 1986-85  
 Jim Lange, 1985  
 Andy Fisher, 1989-88-87  
 Kent Murphree, 1992  
 James Heck, 1994  
 John Defoe, 1995  
 Kevin Baker, 1996, 1995  
 Casey Shaw, 1998-97-96  
 Chad Kamstra, 1999  
 Greg Stempin, 1999  
 Kashif Payne, 2006  
 Jonathan Amos, 2007

### WESTERN MICHIGAN

Ville Coole, 1966  
 Clarence Harville, 1968  
 Bill VanderWoude, 1971-70-69  
 John Sperla, 1972-71-70  
 Jim Kurzen, 1976-75-74  
 Mike Reardon, 1978  
 Mark Weishaar, 1980-79  
 Jasper McElroy, 1982  
 Mike Dietz, 1983  
 Mark Gorski, 1986  
 Dan Zachary, 1986  
 Ned Hellman, 1988-87  
 Sean Wightman, 1993-91  
 Saddi Washington, 1997-98  
 Brad Van Timmeren, 1999  
 Brian Snider, 2004-05-06  
 Joe Reitz, 2006-07  
 Andrew Hershberger, 2006-07

*\*No longer in the MAC*



# HISTORY & RECORDS

## MAC Individual Honors



### MAC PLAYER OF THE YEAR

2007-	Romeo Travis, Akron
2006-	DeAndre Haynes, Kent State
2005-	Turner Battle, UB
2004 -	Mike Williams, WMU
2003 -	Chris Kaman, CMU
2002 -	Keith McLeod, BGSU
2001 -	David Webber, CMU
2000 -	Anthony Stacey, BGSU
1999 -	Wally Szczerbiak, Miami
1998 -	Bonzi Wells, BSU
1997 -	Antonio Daniels, BGSU
1996 -	Bonzi Wells, BSU
1995 -	Gary Trent, Ohio
1994 -	Gary Trent, Ohio
1993 -	Gary Trent, Ohio
1992 -	Lewis Geter, Ohio
1991 -	Marcus Kennedy, EMU
1990 -	Dave Jamerson, Ohio
1989 -	Paul Graham, Ohio
1988 -	Grant Long, EMU
1987 -	Booker James, WMU
1986 -	Ron Harper, Miami
1985 -	Ron Harper, Miami
1984 -	John Devereaux, Ohio
1983 -	Ray McCallum, BSU
1982 -	Melvin McLaughlin, CMU
1981 -	Harvey Knuckles, Toledo
1980 -	Jim Swaney, Toledo
1979 -	Paul Dawkins, NIU
1978 -	Archie Aldridge, Miami
1977 -	Matt Hicks, NIU
1976 -	Jeff Tyson, WMU
1975 -	Dan Roundfield, CMU
1974 -	Walter Luckett, Ohio
1973 -	Tom Kozelko, Toledo
1972 -	Tom Kozelko, Toledo
1971 -	Ken Kowall, Ohio
1970 -	Jim Penix, BGSU
1969 -	Steve Mix, Toledo
1968 -	Fred Foster, Miami



### MAC COACH OF THE YEAR

2007-	Stan Joplin, Toledo
2006-	Jim Christian, Kent State
2005-	Charle Coles, Miami
2004 -	Reggie Witherspoon, UB
2003 -	Jay Smith, CMU
2002 -	Stan Heath, Kent State
2001 -	Jay Smith, CMU
2000 -	Gary Waters, Kent State
1999 -	Gary Waters, Kent State
1998 -	Dan Hipsher, Akron
1997 -	Jim Larranaga, BGSU
1996 -	Ben Braun, EMU
1995 -	Herb Sendek, Miami
1994 -	Larry Hunter, Ohio
1993 -	Joby Wright, Miami
1992 -	Bob Donewald, WMU
1991 -	Ben Braun, EMU
1990 -	Jim McDonald, Kent State
1989 -	Rick Majerus, BSU
1988 -	Ben Braun, EMU
1987 -	Charlie Coles, CMU
1986 -	Jerry Peirson, Miami
1985 -	Danny Nee, Ohio
1984 -	Darrell Hedric, Miami
1983 -	Danny Nee, Ohio
1982 -	Steve Yoder, BSU
1981 -	Steve Yoder, BSU
1980 -	Bob Nichols, Toledo
1979 -	Bob Nichols, Toledo
1978 -	John Weinert, BGSU
1977 -	John McDougal, NIU
1976 -	Eldon Miller, WMU
1975 -	Dick Parfitt, CMU
1974 -	Bob Nichols, Toledo
1973 -	Darrell Hedric, Miami
1972 -	Jim Snyder, Ohio
1971 -	Darrell Hedric, Miami
1970 -	Jim Snyder, Ohio



### MAC FRESHMAN OF THE YEAR

2007-	David Kool, WMU
2006-	Maurice Acker, BSU
2005-	Leon Williams, Ohio
2004 -	Justin Ingram, UT
2003 -	Sammy Villegas, Toledo
2002 -	Ben Reed, WMU
2001 -	Terry Reynolds, Toledo
2000 -	Theron Smith, BSU
1999 -	Mike Manciel, CMU
1998 -	Travis Young, Marshall
1997 -	Jimmal Ball, Akron
1996 -	Athony Stacey, BGSU
1995 -	Bonzi Wells, BSU
1994 -	Antonio Daniels, BGSU
1993 -	Gary Trent, Ohio
1992 -	Shane Kline-Ruminski, BGSU
1991 -	Rush Floyd, Ohio
1990 -	Craig Michaelis, Miami
1989 -	Harold Walton, Kent State
1988 -	Lorenzo Neely, EMU
1987 -	Trimill Haywood, Miami
1986 -	Paul Graham, Ohio
1985 -	Kenny Battle, NIU
1984 -	Booker James, WMU
1983 -	Ron Harper, Miami
1982 -	Ken Epperson, Toledo
1981 -	Tim Reiser, Toledo
1980 -	Ray McCallum, BSU
1979 -	Allen Rayhorn, NIU

### MAC DEFENSIVE PLAYER OF THE YEAR

2007-	Kashif Payne, Toledo
2006-	James Hughes, NIU
2005-	Chet Mason, Miami
2004 -	John Edwards, Kent State
2003 -	Chris Kaman, CMU
2002 -	Demetric Shaw, Kent State
2001 -	Demetric Shaw, Kent State
2000 -	Rob Mestas, Miami
1999 -	Robert Kizer, Toledo
1998 -	Bonzi Wells, BSU
1997 -	DeMar Moore, BGSU

### MAC SIXTH MAN OF THE YEAR

2007-	Cedrick Middleton, Akron
2006-	Kevin Warzynski, Kent State
2005-	Mark Bortz, UB
2004 -	Reggie Berry, WMU
2003 -	Whitney Robinson, CMU

# HISTORY & RECORDS



## Year-By-Year Standings

### 1946-47

	CONFERENCE GAMES		ALL GAMES	
	W	L	W	L
Butler	6	2	15	7
Cincinnati	6	2	17	9
Ohio	5	3	13	10
Western Reserve	2	6	7	11
Wayne State	1	7	3	15

### 1947-48

	CONFERENCE GAMES		ALL GAMES	
	W	L	W	L
Cincinnati	7	2	17	7
Butler	4	2	14	7
Ohio	4	4	10	10
Miami	3	5	13	15
WMU	1	2	12	10
Western Reserve	2	6	14	10

### 1948-49

	CONFERENCE GAMES		ALL GAMES	
	W	L	W	L
Cincinnati	9	1	23	5
Butler	8	2	18	5
WMU	4	6	12	10
Western Reserve	4	6	9	15
Miami	3	7	8	13
Ohio	2	8	6	16

### 1949-50

	CONFERENCE GAMES		ALL GAMES	
	W	L	W	L
Cincinnati	10	0	20	6
WMU	6	4	12	10
Butler	6	4	12	11
Miami	3	7	5	15
Ohio	3	7	6	14
Western Reserve	2	8	7	17

### 1950-51

	CONFERENCE GAMES		ALL GAMES	
	W	L	W	L
Cincinnati	7	1	18	4
WMU	4	4	13	9
Miami	4	4	10	13
Ohio	4	4	13	11
Western Reserve	1	7	3	18

### 1951-52

	CONFERENCE GAMES		ALL GAMES	
	W	L	W	L
Miami	9	3	19	6
WMU	9	3	16	8
Toledo	8	4	20	11
Ohio	6	6	12	12
Cincinnati	5	5	11	16
Kent State	3	7	14	10
Western Reserve	0	12	1	23

### 1952-53

	CONFERENCE GAMES		ALL GAMES	
	W	L	W	L
Miami	10	2	17	6
Toledo	9	3	16	7
Cincinnati	9	3	11	13
WMU	6	6	12	9
Ohio	4	8	9	13
Kent State	3	9	7	15
Western Reserve	1	11	5	17

### 1953-54

	CONFERENCE GAMES		ALL GAMES	
	W	L	W	L
Toledo	10	2	13	10
Bowling Green	10	3	17	7
Miami	7	5	12	10
Marshall	6	7	12	9
WMU	4	5	10	11
Ohio	5	7	12	106
Kent State	3	9	8	13
Western Reserve	2	9	7	17

### 1954-55

	CONFERENCE GAMES		ALL GAMES	
	W	L	W	L
Miami	11	3	14	9
Marshall	10	4	18	4
WMU	9	5	12	10
Ohio	9	5	16	5
Bowling Green	5	9	6	16
Kent State	5	9	8	14
Toledo	4	10	5	17
Western Reserve	3	11	8	14

### 1955-56

	CONFERENCE GAMES		ALL GAMES	
	W	L	W	L
Marshall	10	2	18	5
Miami	8	4	12	8
WMU	7	5	13	9
Toledo	6	6	9	13
Kent State	5	7	10	11
Ohio	5	7	13	11
Bowling Green	1	11	4	19

### 1956-57

	CONFERENCE GAMES		ALL GAMES	
	W	L	W	L
Miami	11	1	18	5
Marshall	8	4	15	9
Ohio	7	5	15	8
Bowling Green	7	5	14	9
WMU	4	8	9	13
Toledo	3	9	5	19
Kent State	2	10	5	18

### 1957-58

	CONFERENCE GAMES		ALL GAMES	
	W	L	W	L
Miami	12	0	18	9
Marshall	9	3	17	7
Ohio	7	5	16	8
Bowling Green	6	6	15	8
Toledo	4	8	9	14
Kent State	3	9	9	14
WMU	1	11	5	19

### 1958-59

	CONFERENCE GAMES		ALL GAMES	
	W	L	W	L
Bowling Green*	9	3	18	8
Miami	9	3	14	11
Ohio	6	6	14	10
Kent	6	6	11	13
Marshall	6	6	12	12
Toledo	5	7	11	13
WMU	1	11	2	20

\*Won playoff game 76-63 at Dayton

### 1959-60

	CONFERENCE GAMES		ALL GAMES	
	W	L	W	L
Ohio	10	2	16	8
Toledo	9	3	18	6
Miami	6	6	8	16
Bowling Green	6	6	10	14
WMU	5	7	13	11
Marshall	4	8	10	13
Kent State	2	10	7	16

### 1960-61

	CONFERENCE GAMES		ALL GAMES	
	W	L	W	L
Ohio	10	2	17	7
Toledo	8	4	15	8
Miami	7	5	12	12
Marshall	5	7	11	12
Bowling Green	4	8	10	14
WMU	4	8	10	14
Kent State	4	8	9	14

### 1961-62

	CONFERENCE GAMES		ALL GAMES	
	W	L	W	L
Bowling Green	11	1	21	4
Ohio	8	4	13	10
Toledo	7	5	14	10
WMU	6	6	13	11
Marshall	6	6	10	13
Miami	3	9	7	17
Kent State	1	11	2	19

### 1962-63

	CONFERENCE GAMES		ALL GAMES	
	W	L	W	L
Bowling Green	9	3	19	8
Toledo	8	4	13	11
Ohio	8	4	13	11
Miami	8	4	12	12
WMU	7	5	12	12
Marshall	1	11	7	16
Kent State	1	11	3	18

### 1963-64

	CONFERENCE GAMES		ALL GAMES	
	W	L	W	L
Ohio	10	2	21	6
Miami	9	3	17	7
Bowling Green	7	5	14	9
WMU	6	6	10	14
Kent State	5	7	11	13
Toledo	4	8	13	11
Marshall	1	11	6	17

### 1964-65

	CONFERENCE GAMES		ALL GAMES	
	W	L	W	L
Ohio*	11	1	19	7
Miami	11	1	20	5
Bowling Green	6	6	9	15
Toledo	6	6	13	11
Kent State	4	8	9	11
WMU	3	9	8	16
Marshall	1	11	4	20

\*Won playoff game 76-71 at Dayton

### 1965-66

	CONFERENCE GAMES		ALL GAMES	
	W	L	W	L
Miami	11	1	18	7
Toledo	8	4	13	11
Ohio	6	6	13	10
Bowling Green	6	6	9	15
Marshall	4	8	12	12
WMU	4	8	8	14
Kent State	3	9	8	16

### 1966-67

	CONFERENCE GAMES		ALL GAMES	
	W	L	W	L
Toledo	11	1	23	2
Marshall	10	2	20	8
Miami	7	5	14	10
Bowling Green	5	7	11	13
WMU	4	8	10	14
Ohio	4	8	8	15
Kent State	1	11	5	18

### 1967-68

	CONFERENCE GAMES		ALL GAMES	
	W	L	W	L
Bowling Green	10	2	18	7
Marshall	9	3	17	8
Toledo	8	4	16	8
WMU	5	7	11	13
Miami	4	8	11	12
Kent State	3	9	9	15
Ohio	3	9	7	16



# HISTORY & RECORDS

## Year-By-Year Standings

### 1968-69

	CONFERENCE GAMES		ALL GAMES	
	W	L	W	L
Miami	10	2	15	12
Ohio	9	3	17	9
Kent State	6	6	14	10
WMU	6	6	11	13
Toledo	5	7	13	11
Bowling Green	3	9	9	15
Marshall	3	9	9	15

### 1969-70

	CONFERENCE GAMES		ALL GAMES	
	W	L	W	L
Ohio	9	1	20	5
Miami	7	3	16	8
Bowling Green	7	3	15	9
Toledo*	3	7	13	11
Kent State	2	8	7	17
WMU	2	8	6	17

\*Includes forfeit losses to Miami and WMU

### 1970-71

	CONFERENCE GAMES		ALL GAMES	
	W	L	W	L
Miami	9	1	20	5
Ohio	6	4	17	7
WMU	5	5	14	10
Toledo	4	6	13	11
Kent State	4	6	13	11
Bowling Green	2	8	7	18

### 1971-72

	CONFERENCE GAMES		ALL GAMES	
	W	L	W	L
Ohio*	7	3	14	10
Toledo	7	3	18	7
Kent State	6	4	7	17
WMU	5	5	10	14
Miami	4	6	12	12
Bowling Green	1	9	4	20

\*Won playoff game 69-67 at BG

### 1972-73

	CONFERENCE GAMES		ALL GAMES	
	W	L	W	L
Miami	9	2	18	8
Toledo	7	5	15	11
Bowling Green	7	5	13	13
Ohio	6	5	16	10
Kent State	5	7	10	16
CMU	4	6	13	13
WMU	2	10	8	18

### 1973-74

	CONFERENCE GAMES		ALL GAMES	
	W	L	W	L
Ohio	9	3	16	11
Toledo	8	4	19	9
Bowling Green	7	5	15	11
CMU	6	6	14	12
Miami	6	6	13	13
WMU	5	7	13	13
Kent State	1	11	9	17

### 1974-75

	CONFERENCE GAMES		ALL GAMES	
	W	L	W	L
CMU	10	4	22	6
Bowling Green	9	5	18	10
Toledo	9	5	17	9
Miami	8	5	19	7
WMU	8	6	16	10
EMU	4	9	12	14
Ohio	4	10	12	14
Kent State	3	11	6	20

### 1975-76

	CONFERENCE GAMES		ALL GAMES	
	W	L	W	L
WMU	15	1	25	3
Miami	14	2	18	8
Toledo	13	3	18	7
CMU	8	8	12	14
Bowling Green	8	8	12	15
Kent State	7	9	12	14
Ohio	7	9	11	15
Ball State	5	11	11	14
Northern Illinois	2	14	5	21
EMU	1	15	7	20

### 1976-77

	CONFERENCE GAMES		ALL GAMES	
	W	L	W	L
Miami	13	3	20	6
CMU*	13	3	18	10
Toledo	12	4	21	6
Northern Illinois	10	6	13	14
WMU	8	8	14	13
Ball State	7	9	11	14
Bowling Green	5	11	9	18
Ohio	4	12	9	17
EMU	4	12	9	18
Kent State	4	12	8	19

\*Won playoff game

### 1977-78

	CONFERENCE GAMES		GAMES	
	W	L	W	L
Miami	12	4	19	9
Toledo	11	5	21	6
CMU	11	5	16	10
Bowling Green	10	6	12	15
Northern Illinois	9	7	11	16
EMU	7	9	11	16
Ohio	6	10	13	14
Ball State	6	10	10	15
WMU	4	12	7	20
Kent State	4	12	6	21

### 1978-79

	CONFERENCE GAMES		ALL GAMES	
	W	L	W	L
Toledo*	13	3	22	7
CMU	13	3	19	9
Ohio	10	6	16	11
Ball State	9	7	16	11
Northern Illinois	8	8	14	13
Kent State	7	9	13	14
Bowling Green	6	10	14	16
Miami	6	10	9	18
EMU	5	11	9	18
WMU	3	13	7	23

\*Won playoff game

### 1979-80

	CONFERENCE GAMES		ALL GAMES	
	W	L	W	L
Toledo*	14	2	23	6
Bowling Green	11	5	20	10
Northern Illinois	9	7	16	13
Ball State	7	9	14	15
Kent State	7	9	10	17
Miami	7	9	9	18
EMU	7	9	13	14
WMU	7	9	12	14
CMU	6	10	12	13
Ohio	5	11	8	18

\*MAC Tournament Winner

### 1980-81

	CONFERENCE GAMES		ALL GAMES	
	W	L	W	L
Ball State*	10	6	20	10
Northern Illinois	10	6	17	12
Toledo	10	6	21	10
WMU	10	6	15	13
Bowling Green	10	6	15	12
EMU	8	8	13	14
Ohio	6	10	7	20
Miami	6	10	11	15
CMU	5	11	12	14
Kent State	5	11	7	19

\*MAC Tournament Winner

### 1981-82

	CONFERENCE GAMES		ALL GAMES	
	W	L	W	L
Ball State	12	4	17	11
Bowling Green	10	6	18	11
Northern Illinois*	9	7	16	14
EMU	8	8	15	12
WMU	8	8	15	14
Ohio	8	8	13	14
Miami	8	8	11	16
Toledo	7	9	15	11
Kent State	6	10	10	16
CMU	4	12	10	16

\*MAC Tournament Winner

### 1982-83

	CONFERENCE GAMES		ALL GAMES	
	W	L	W	L
Bowling Green	15	3	21	9
Ohio*	12	6	23	9
Toledo	10	8	17	12
Ball State	10	8	17	12
Miami	10	8	13	15
Kent State	9	9	15	13
EMU	8	10	12	16
Northern Illinois	8	10	11	16
CMU	5	13	10	17
WMU	3	15	5	23

\*MAC Tournament Winner

### 1983-84

	CONFERENCE GAMES		ALL GAMES	
	W	L	W	L
Miami*	16	2	24	6
Ohio	14	4	20	8
Bowling Green	11	7	18	10
Toledo	11	7	18	11
Northern Illinois	9	9	12	15
EMU	8	10	12	17
Kent State	8	10	15	14
CMU	6	12	11	16
Ball State	5	13	8	19
WMU	2	16	4	22

\*MAC Tournament Winner

### 1984-85

	CONFERENCE GAMES		ALL GAMES	
	W	L	W	L
Ohio*	14	4	22	8
Miami	13	5	20	11
Toledo	11	7	16	12
Kent State	11	7	17	13
EMU	9	9	15	13
Ball State	8	10	13	16
WMU	7	11	12	16
Northern Illinois	7	11	11	16
Bowling Green	6	12	9	18

\*MAC Tournament Winner

# HISTORY & RECORDS



## Year-By-Year Standings

### 1985-86

	CONFERENCE GAMES		ALL GAMES	
	W	L	W	L
Miami	16	2	24	7
Ohio	14	4	22	8
Ball State*	11	7	21	10
Northern Illinois	10	8	15	12
Toledo	8	10	12	17
WMU	7	11	12	16
CMU	7	11	11	17
Kent State	7	11	11	16
EMU	5	13	9	18
Bowling Green	5	13	7	20

\*MAC Tournament Winner

### 1986-87

	CONFERENCE GAMES		ALL GAMES	
	W	L	W	L
CMU*	14	2	22	8
Kent State	11	5	19	10
Bowling Green	10	6	15	14
EMU	8	8	14	15
Miami	7	9	14	14
Ohio	7	9	14	14
WMU	7	9	12	16
Toledo	4	12	11	17
Ball State	4	12	9	18

\*MAC Tournament Winner

### 1987-88

	CONFERENCE GAMES		ALL GAMES	
	W	L	W	L
EMU*	14	2	22	8
CMU	10	6	19	13
Ohio	9	7	16	14
Ball State	8	8	14	14
WMU	7	9	12	17
Bowling Green	7	9	12	16
Kent State	6	10	10	18
Miami	6	10	9	18
Toledo	5	11	15	12

\*MAC Tournament Winner

### 1988-89

	CONFERENCE GAMES		ALL GAMES	
	W	L	W	L
Ball State*	14	2	29	3
Kent State+	12	4	21	10
Toledo+	11	5	18	13
EMU+	8	8	17	12
CMU+	7	9	13	15
Bowling Green+	7	9	13	15
WMU	6	10	12	16
Ohio+	6	10	13	16
Miami	1	15	5	23

\*MAC Tournament Winner, +forfeited game (s) due to Miami use of ineligible player

### 1989-90

	CONFERENCE GAMES		ALL GAMES	
	W	L	W	L
Ball State*	13	3	26	7
Kent State	12	4	21	8
Bowling Green	9	7	18	11
Miami	9	7	14	15
EMU	8	8	19	13
Toledo	7	9	12	16
CMU	6	10	13	17
Ohio	5	11	12	16
WMU	3	13	9	18

\*MAC Tournament Winner

### 1990-91

	CONFERENCE GAMES		ALL GAMES	
	W	L	W	L
EMU*	13	3	26	7
Ball State	10	6	21	10
Miami	10	6	16	12
Ohio	9	7	16	12
Bowling Green	9	7	17	13
CMU	8	8	14	14
Toledo	7	9	17	16
Kent State	4	12	10	18
WMU	2	14	5	22

\*MAC Tournament Winner

### 1991-92

	CONFERENCE GAMES		ALL GAMES	
	W	L	W	L
Miami*	13	3	23	8
Ball State	11	5	24	9
WMU	11	5	21	9
Ohio	10	6	18	10
Bowling Green	8	8	14	15
Kent State	6	10	9	19
CMU	6	10	12	16
EMU	4	12	9	22
Toledo	3	13	7	20

\*MAC Tournament Winner

### 1992-93

	CONFERENCE GAMES		ALL GAMES	
	W	L	W	L
Ball State*	14	4	26	8
Miami	14	4	22	9
WMU	12	6	17	12
Ohio	11	7	14	13
Toledo	9	9	12	16
EMU	8	10	13	17
Bowling Green	8	10	11	16
Kent State	7	11	10	17
CMU	4	14	8	18
Akron	3	15	8	18

\*MAC Tournament Winner

### 1993-94

	CONFERENCE GAMES		ALL GAMES	
	W	L	W	L
Ohio*	14	4	25	8
Bowling Green	12	6	18	10
Miami	12	6	19	11
Ball State	11	7	16	12
EMU	10	8	15	12
Toledo	10	8	15	12
Kent State	8	10	13	14
WMU	7	11	14	14
CMU	4	14	5	21
Akron	2	16	8	18

\*MAC Tournament Winner

### 1994-95

	CONFERENCE GAMES		ALL GAMES	
	W	L	W	L
Miami	16	2	23	7
Ohio	13	5	24	10
EMU	12	6	20	10
Ball State	11	7	19	11
Bowling Green	10	8	16	11
Toledo	10	8	16	11
WMU	9	9	14	13
Kent State	5	13	8	19
Akron	4	14	8	18
CMU	0	18	3	23

\*MAC Tournament Winner

### 1995-96

	CONFERENCE GAMES		ALL GAMES	
	W	L	W	L
EMU*	14	4	25	6
WMU	13	5	15	12
Miami	12	6	21	8
Ball State	11	7	16	12
Ohio	11	7	16	14
Toledo	9	9	18	14
Bowling Green	9	9	14	13
Kent State	8	10	14	13
CMU	3	15	6	20
Akron	0	18	3	23

\*MAC Tournament Winner

### 1996-97

	CONFERENCE GAMES		ALL GAMES	
	W	L	W	L
Miami*	13	5	21	8
Bowling Green	13	5	22	9
Ohio	12	6	17	10
EMU	11	7	22	10
Ball State	9	9	16	13
WMU	9	9	14	14
Kent State	7	11	9	18
Toledo	6	12	13	14
Akron	6	12	8	18
CMU	4	14	7	19

\*MAC Tournament Winner

### 1997-98

EAST	CONFERENCE GAMES		ALL GAMES	
	W	L	W	L
Akron	13	5	17	10
Miami	9	9	17	12
Kent State	9	9	13	17
Marshall	7	11	11	16
Bowling Green	7	11	10	16
Ohio	3	15	5	21

WEST	CONFERENCE GAMES		ALL GAMES	
	W	L	W	L
WMU	14	4	21	8
Ball State	14	4	21	8
EMU*	13	5	20	10
Toledo	10	8	15	12
Northern Illinois	6	12	10	16
CMU	3	15	5	21

\*MAC Tournament Winner

### 1998-99

EAST	CONFERENCE GAMES		ALL GAMES	
	W	L	W	L
Miami	15	3	24	8
Kent State*	13	5	23	7
Akron	12	6	18	9
Ohio	12	6	18	10
Bowling Green	12	6	18	10
Marshall	11	7	16	11
Buffalo	1	17	5	24

WEST	CONFERENCE GAMES		ALL GAMES	
	W	L	W	L
Toledo	11	7	19	9
Ball State	10	8	16	11
CMU	7	11	10	16
WMU	6	12	11	15
EMU	5	13	5	20
Northern Illinois	2	16	6	20

\*MAC Tournament Winner



# HISTORY & RECORDS

## Year-By-Year Standings

### 1999-2000

	CONFERENCE GAMES		ALL GAMES	
	W	L	W	L
<b>EAST</b>				
Bowling Green	14	4	22	8
Kent State	13	5	23	8
Akron	11	7	17	11
Marshall	11	7	21	9
Ohio	11	7	20	13
Miami	8	10	15	15
Buffalo	3	15	5	23
<b>WEST</b>				
Ball State*	11	7	22	9
Toledo	11	7	18	13
EMU	9	9	15	13
Northern Illinois	7	11	13	15
WMU	6	12	10	18
CMU	2	16	6	23

\*MAC Tournament Winner

### 2000-2001

	CONFERENCE GAMES		ALL GAMES	
	W	L	W	L
<b>EAST</b>				
Kent State*	13	5	24	10
Marshall	12	6	18	9
Ohio	12	6	19	11
Bowling Green	10	8	15	14
Miami	10	8	17	16
Akron	9	9	12	16
Buffalo	2	16	4	24
<b>WEST</b>				
CMU	14	4	20	8
Toledo	12	6	22	11
Ball State	11	7	18	12
WMU	7	11	7	21
Northern Illinois	4	14	5	23
EMU	1	17	3	25

\*MAC Tournament Winner

### 2001-2002

	CONFERENCE GAMES		ALL GAMES	
	W	L	W	L
<b>EAST</b>				
Kent State*	17	1	30	6
Bowling Green	12	6	24	9
Ohio	11	7	17	11
Miami	9	9	13	18
Marshall	8	10	15	15
Buffalo	7	11	12	18
Akron	5	13	10	21
<b>WEST</b>				
Ball State	12	6	23	12
Toledo	11	7	16	14
WMU	10	8	17	13
Northern Illinois	8	10	12	16
Central Michigan	5	13	9	19
EMU	2	16	6	24

\*MAC Tournament Winner

### 2002-2003

	CONFERENCE GAMES		ALL GAMES	
	W	L	W	L
<b>EAST</b>				
Kent State	12	6	22	9
Miami	11	7	13	15
Akron	9	9	14	14
Marshall	9	9	14	15
Ohio	8	10	14	16
Buffalo	2	16	5	23
<b>WEST</b>				
Central Michigan*	14	4	25	7
Northern Illinois	11	7	17	14
Western Michigan	10	8	20	11
Eastern Michigan	8	10	14	14
Bowling Green	8	10	13	16
Ball State	8	10	13	17
Toledo	7	11	14	15

\*MAC Tournament Winner

### 2003-2004

	CONFERENCE GAMES		ALL GAMES	
	W	L	W	L
<b>EAST</b>				
Kent State	13	5	22	8
Miami	12	6	18	11
Buffalo	11	7	17	11
Marshall	8	10	12	17
Akron	7	11	13	15
Ohio	7	11	10	20
<b>WEST</b>				
Western Michigan*	15	3	26	4
Toledo	12	6	20	11
Ball State	10	8	14	14
Bowling Green	8	10	14	17
Eastern Michigan	7	11	13	15
Northern Illinois	5	13	10	20
Central Michigan	2	16	6	24

\*MAC Tournament Winner

### 2004-2005

	CONFERENCE GAMES		ALL GAMES	
	W	L	W	L
<b>EAST</b>				
Miami	12	6	19	11
Buffalo	11	7	23	10
Ohio*	11	7	21	11
Akron	11	7	19	10
Kent State	11	7	20	13
Marshall	3	15	6	22
<b>WEST</b>				
Western Michigan	11	7	20	13
Toledo	11	7	16	13
Bowling Green	10	8	18	11
Ball State	10	8	15	13
Northern Illinois	7	11	11	17
Eastern Michigan	5	13	12	18
Central Michigan	4	14	10	18

\*MAC Tournament Winner

### 2005-2006

	CONFERENCE GAMES		ALL GAMES	
	W	L	W	L
<b>EAST</b>				
Kent State*	15	3	25	9
Akron	14	4	23	10
Miami	14	4	18	11
Ohio	10	8	19	11
Buffalo	8	10	19	13
Bowling Green	5	13	9	21
<b>WEST</b>				
Northern Illinois	12	6	17	11
Toledo	10	8	20	11
Western Michigan	10	8	14	17
Ball State	6	12	10	18
Eastern Michigan	3	15	7	21
Central Michigan	1	17	4	24

\*MAC Tournament Winner

### 2006-2007

	CONFERENCE GAMES		ALL GAMES	
	W	L	W	L
<b>EAST</b>				
Akron	13	3	26	7
Kent State	12	4	21	11
*Miami	10	6	18	15
Ohio	9	7	19	13
Buffalo	4	12	12	19
Bowling Green	3	13	13	18
<b>WEST</b>				
Toledo	14	2	19	13
Western Michigan	9	7	16	16
Central Michigan	7	9	13	18
Eastern Michigan	6	10	13	19
Ball State	5	11	9	22
Northern Illinois	4	12	7	23

\*MAC Tournament Winner

### Standings for Mid-American Conference Games Only

School	Year Entered	Seasons	Wins	Losses	Pct.	MAC Titles
Akron	1992	14	119	149	.444	0
Ball State	1976	32	303	245	.553	5
Bowling Green	1954	54	419	374	.528	7
Buffalo	1999	9	49	111	.306	0
Butler	1947	4	24	10	.706	1
Central Michigan	1973	35	226	358	.387	6
Cincinnati	1947	7	53	14	.791	5
Eastern Michigan	1975	33	243	318	.433	4
Kent State	1952	56	372	461	.447	2
Marshall	1955-69,1997	24	168	177	.487	1
Miami	1948	59	553	315	.637	21
Northern Illinois	1976-86,1997	20	157	205	.434	1
Ohio	1947	61	484	376	.563	9
Toledo	1952	57	471	363	.565	7
Wayne State	1947	1	1	7	.125	0
Western Michigan	1948	60	391	469	.455	4
Western Reserve	1947	9	17	76	.183	0

# HISTORY & RECORDS



## All-MAC Selections

### 1947

Ralph "Buckshot" O'Brien, Butler  
Al Rubenstein, Cincinnati  
Bill Westerfield, Cincinnati  
Dick Schrider, Ohio  
Hank Lefkowitz, Western Reserve

### 1948

Ralph "Buckshot" O'Brien, Butler  
Al Rubenstein, Cincinnati  
Rob Brown, Miami  
Paul Schnackenberg, Miami  
Bob Bisson, Western Reserve

### 1949

Jim Doyle, Butler  
Ralph "Buckshot" O'Brien, Butler  
Charley Mass, Butler  
Al Rubenstein, Cincinnati  
Don Boven, Western Michigan

### 1950

Jim Doyle, Butler  
Ralph "Buckshot" O'Brien, Butler  
Dick Dallmer, Cincinnati  
Jim Holstein, Cincinnati  
Bob Adams, Western Michigan

### 1951

Jim Holstein, Cincinnati  
Joe Luchi, Cincinnati  
Dick Walls, Miami  
Glen Hursey, Ohio  
Bob Adams, Western Michigan

### 1952

Jim Holstein, Cincinnati  
Don Knodel, Miami  
Glen Hursey, Ohio  
Phil Martin, Toledo  
Bob Adams, Western Michigan

### 1953

**First Team**  
Percy Grenfell, Kent State  
Dick Walls, Miami  
Don Knodel, Miami  
Phil Martin, Toledo  
Dick Howard, Western Reserve

### Second Team

Jack Twyman, Cincinnati  
Ed Gunderson, Miami  
Jim Betts, Ohio  
Ron Jackson, Western Michigan

### 1954

**First Team**  
Al Bianchi, Bowling Green  
Jim Gerber, Bowling Green  
Walt Wolowac, Marshall  
Phil Martin, Toledo  
Dick Howard, Western Reserve

### Second Team

Dick Klitch, Miami  
Jim Betts, Ohio  
Lou Sawchik, Ohio  
John Pazdzior, Toledo  
Ron Jackson, Western Michigan

### 1955

**First Team**  
Dad Potopski, Kent State  
Cebert Price, Marshall  
Charles Slack, Marshall  
Tom Bryant, Miami  
Dick Howard, Western Reserve

### Second Team

Paul Underwood, Marshall  
Dick Garrison, Ohio  
Jim Ray, Toledo  
Harold Stacy, Western Michigan  
Bill Rogers, Western Michigan

### 1956

**First Team**  
Cebert Price, Marshall  
Charlie Slack, Marshall  
Don Barnette, Miami  
Jim Ray, Toledo  
Jack Smith, Western Michigan

### Second Team

Gene Ray, Bowling Green  
Dan Potopsky, Kent State  
Paul Underwood, Marshall  
Bill Kennon, Miami  
Scotty Griesheimer, Ohio  
Fred Corbus, Western Michigan  
Robert Diment, Western Michigan

### 1957

**First Team**  
Dad Potopsky, Kent State  
Cebert Price, Marshall  
Don Barnette, Miami  
Wayne Embry, Miami  
John Powell, Miami

### Second Team

Gene Ray, Bowling Green  
Jim Gorsline, Kent State  
Bill Kennon, Miami  
Dick Garrison, Ohio  
Jack Smith, Western Michigan

### 1958

**First Team**  
Jim Darrow, Bowling Green  
Leo Byrd, Marshall  
Hall Greer, Marshall  
Wayne Embry, Miami  
Ed Blair, Western Michigan

### Second Team

Chuck McCampbell, Bowling Green  
John Powell, Miami  
Jim Thomas, Miami  
Bob Peters, Ohio  
Dave Scott, Ohio

### 1959

**First Team**  
Jim Darrow, Bowling Green  
Charles McCampbell, Bowling Green  
Oliver Wallace, Kent State  
Leo Byrd, Marshall  
Ed Wingard, Miami  
Ed Blair, Western Michigan

### Second Team

John Milhoan, Marshall  
William Brown, Miami  
Bunk Adams, Ohio  
Robert Anderson, Ohio  
George Patterson, Toledo  
Sam Key, Western Michigan

### 1960

**First Team**  
Jim Darrow, Bowling Green  
Oliver Wallace, Kent State  
John Milhoan, Marshall  
Bunk Adams, Ohio  
Howard Joliff, Ohio

### Second Team

Bob Burgess, Marshall  
Dave Zeller, Miami  
John Papcun, Toledo  
George Patterson, Toledo  
Ron Robinson, Western Michigan

### 1961

**First Team**  
Nate Thurmond, Bowling Green  
Pete Baltic, Kent State  
Dave Zeller, Miami  
Bunk Adams, Ohio  
Bob Bolton, Western Michigan

### Second Team

Harvey Hunt, Kent State  
Bob Burgess, Marshall  
Vern Lawson, Miami  
Larry Kruger, Ohio  
Larry Jones, Toledo  
Jerry Galicki, Toledo

### 1962

**First Team**  
Howard Komives, Bowling Green  
Nate Thurmond, Bowling Green  
LeVern Benson, Miami  
Larry Jones, Toledo  
Manny Newsome, Western Michigan

### Second Team

Harvey Hunt, Kent State  
Bob Burgess, Marshall  
Jerry Jackson, Ohio  
Bill Whaley, Ohio  
Ray Wolford, Toledo

### 1963

**First Team**  
Howard Komives, Bowling Green  
Nate Thurmond, Bowling Green  
Dennis Klug, Kent State  
Ray Wolford, Toledo  
Manny Newsome, Western Michigan

### Second Team

Phil Carter, Marshall  
Jeff Gehring, Miami  
Don Hilt, Ohio  
Jerry Jackson, Ohio  
Jim Cox, Toledo  
Ajac Triplett, Western Michigan

### 1964

**First Team**  
Howard Komives, Bowling Green  
Jeff Gehring, Miami  
Don Hilt, Ohio  
Jerry Jackson, Ohio  
Manny Newsome, Western Michigan

### Second Team

Tom Baker, Bowling Green  
Dan Norris, Kent State  
Charlie Coles, Miami  
Charley Dinkins, Miami  
Paukl Story, Ohio  
Jim Cox, Toledo  
Ray Wolford, Toledo  
Ajac Triplett, Western Michigan

### 1965

**First Team**  
Bob Dwors, Bowling Green  
Tom Langfitt, Marshall  
Jeff Gehring, Miami  
Don Hilt, Ohio  
Dave Anderson, Western Michigan

### Second Team

Wilson Graham, Kent State  
Charlie Coles, Miami  
Charlie Dinkins, Miami  
Mike Haley, Ohio  
Bill Backensto, Toledo

### 1966

**First Team**  
Don Piatkowski, Bowling Green  
Jerry Peirson, Miami  
Ken Fowlkes, Ohio  
Bob Aston, Toledo  
Jim Cox, Toledo

### Second Team

Fred Albrecht, Kent State  
Doug Sims, Kent State  
Bob Redd, Marshall  
Jim Patterson, Miami  
Reggie Lacefield, Western Michigan

### 1967

**First Team**  
Bob Redd, Marshall  
George Stone, Marshall  
Fred Foster, Miami  
Jerry Fisher, Miami  
Steve Mix, Toledo

### Second Team

Walt Piatkowski, Bowling Green  
Doug Grayson, Kent State  
Bob Allen, Marshall  
Jerry McKee, Ohio  
Bill Backensto, Toledo  
Will Babione, Toledo  
Reggie Lacefield, Western Michigan

### 1968

**First Team**  
Don Piatkowski, Bowling Green  
Bob Redd, Marshall  
Fred Foster, Miami  
Jerry Fisher, Miami  
Steve Mix, Toledo  
Gene Ford, Western Michigan

### Second Team

Al Hairtsou, Bowling Green  
Doug Grayson, Kent State  
Dan D'Antoni, Marshall  
George Stone, Marshall  
Gerald McKee, Ohio  
Reggie Lacefield, Western Michigan

### 1969

**First Team**  
Dan D'Antoni, Marshall  
Frank Lukacs, Miami  
Gerald McKee, Ohio  
Steve Mix, Toledo  
Gene Ford, Western Michigan

### Second Team

Dan McLemore, Bowling Green  
Doug Grayson, Kent State  
Tom Lagodich, Kent State  
Ray Loucks, Miami  
Walt Williams, Miami





# HISTORY & RECORDS

## All-MAC Selections

### 1970

#### First Team

Don McLemore, Bowling Green  
Jim Penix, Bowling Green  
Jon Canine, Ohio  
Craig Love, Ohio  
Greg McDivitt, Ohio

#### Second Team

Bruce Burden, Kent State  
Terry Martin, Miami  
Mike Wren, Miami  
Doug Hess, Toledo  
Mike Muren, Toledo

### 1971

#### First Team

Rueben Vance, Kent State  
Craig Love, Ohio  
Ken Kowell, Ohio  
Tom Kozelko, Toledo  
Earl Jenkins, Western Michigan  
Chuck Washington, Western Michigan

#### Second Team

Jim Connally, Bowling Green  
Rich Walker, Bowling Green  
Roger Evans, Kent State  
Darrell Dunlap, Miami  
Mike Wren, Miami

### 1972

#### First Team

Rueben Vance, Kent State  
Darrell Dunlap, Miami  
Tom Corde, Ohio  
Tom Kozelko, Toledo  
Earnest Pettis, Western Michigan

#### Second Team

Roger Evans, Kent State  
Dwight Kenner, Kent State  
Phil Lumpkin, Miami  
Tim Harmon, Toledo  
Mike Steele, Western Michigan  
Chuck Washington, Western Michigan

### 1973

#### First Team

Cornelius Cash, Bowling Green  
Ben Kelso, Central Michigan  
Phil Lumpkin, Miami  
Rich Hampton, Miami  
George Green, Ohio  
Tom Kozelko, Toledo

#### Second Team

Brian Scanlan, Bowling Green  
Dan Roundfield, Central Michigan  
Rich Gates, Kent State  
Dwight Kenner, Kent State  
Dave Ball, Ohio  
Mike Parker, Toledo

### 1974

#### First Team

Cornelius Cash, Bowling Green  
Dan Roundfield, Central Michigan  
Bill Brown, Ohio  
Phil Lumpkin, Miami  
Walter Luckett, Ohio  
Mike Parker, Toledo

#### Second Team

James McElroy, Central Michigan  
Rich Hampton, Miami  
George Green, Ohio  
Jim Brown, Toledo  
Mike Steele, Western Michigan

### 1975

#### First Team

Cornelius Cash, Bowling Green  
James McElroy, Central Michigan  
Dan Roundfield, Central Michigan  
Walter Luckett, Ohio  
Larry Cole, Toledo

#### Second Team

Jeff Montgomery, Bowling Green  
Bob Riddle, Eastern Michigan  
Steve Fields, Miami  
Paul Griffin, Western Michigan  
Jeff Tyson, Western Michigan

#### Honorable Mention

Skip Howard, Bowling Green  
Steve Cooper, Bowling Green  
Jim Helmink, Central Michigan  
Dan Hoff, Eastern Michigan  
Rick Gates, Kent State  
Brad Robinson, Kent State  
Rod Dieringer, Miami  
Dave Elmer, Miami  
Randy Ayers, Miami  
Chuck Goodyear, Miami  
George Green, Ohio  
Jim Kindel, Toledo  
Mike Larson, Toledo  
Jim Brown, Toledo  
Tom Cutter, Western Michigan  
Jimmie Harvey, Western Michigan  
Jim Kurzen, Western Michigan

### 1976

#### First Team

Chuck Goodyear, Miami  
Matt Hicks, Northern Illinois  
Larry Cole, Toledo  
Jeff Tyson, Western Michigan  
Tom Cutter, Western Michigan  
Paul Griffin, Western Michigan

#### Second Team

Tommy Harris, Bowling Green  
Jim Collins, Kent State  
Archie Aldridge, Miami  
John Shoemaker, Miami  
Scott Love, Ohio  
Mike Larsen, Toledo  
Dave Speicher, Toledo

#### Honorable Mention

Randy Borden, Ball State  
Ron Hammye, Bowling Green  
Leonard Drake, Central Michigan  
Denny Parks, Central Michigan  
Bob Riddle, Eastern Michigan  
Cortez Brown, Kent State  
Randy Ayers, Miami  
Jimmy Harvey, Western Michigan

### 1977

#### First Team

Tommy Harris, Bowling Green  
Ben Poquette, Central Michigan  
Burrell McGhee, Kent State  
Archie Aldridge, Miami  
Paul Dawkins, Northern Illinois  
Matt Hicks, Northern Illinois

#### Second Team

Leonard Drake, Central Michigan  
Chuck Goodyear, Miami  
Steve Skaggs, Ohio  
Ted Williams, Toledo  
Tom Cutter, Western Michigan

#### Honorable Mention

Bill Weaver, Eastern Michigan  
Jim Collins, Kent State  
Randy Ayers, Miami  
John Shoemaker, Miami  
Paul Dawkins, Northern Illinois  
Tim Joyce, Ohio  
Bucky Walden, Ohio  
Dave Speicher, Toledo  
Dick Miller, Toledo  
Stan Joplin, Toledo

### 1978

#### First Team

Jeff Troph, Central Michigan  
Burrell McGhee, Kent State  
Archie Aldridge, Miami  
Paul Dawkins, Northern Illinois  
Tim Joyce, Ohio

#### Second Team

Dave Grauzer, Central Michigan  
Randy Ayers, Miami  
John Shoemaker, Miami  
Steve Skaggs, Ohio  
Ted Williams, Toledo

#### Honorable Mention

Randy Boarden, Ball State  
Robert Sims, Ball State  
Ron Hammye, Bowling Green  
Duane Gray, Bowling Green  
Val Bracey, Central Michigan  
Ken Harmon, Eastern Michigan  
Gary Green, Eastern Michigan  
Joe McKeown, Kent State  
John Harris, Northern Illinois  
Jim Swaney, Toledo

### 1979

#### First Team

Dave Grauzer, Central Michigan  
Burrell McGhee, Kent State  
Paul Dawkins, Northern Illinois  
Tim Joyce, Ohio  
Jim Swaney, Toledo

#### Second Team

Randy Boarden, Ball State  
Duane Gray, Bowling Green  
Gary Green, Eastern Michigan  
Trent Grooms, Kent State  
Dick Miller, Toledo

#### Honorable Mention

Mike Drews, Ball State  
Jim Hahn, Ball State  
Val Bracey, Central Michigan  
Jeff Troph, Central Michigan  
Rick Goins, Miami  
Steve Skaggs, Ohio  
Ken Cunningham, Western Michigan

### 1980

#### First Team

Trent Grooms, Kent State  
Allen Rayhorn, Northern Illinois  
Dick Miller, Toledo  
Jim Swaney, Toledo  
Kenny Cunningham, Western Michigan

#### Second Team

Al Gooden, Ball State  
Ray McCallum, Ball State  
Joe Faine, Bowling Green  
Kelvin Blakely, Eastern Michigan  
Kirk Lehman, Ohio  
Tim Selgo, Toledo

#### Honorable Mention

John Williams, Ball State  
Colin Irish, Bowling Green  
Marcus Newbern, Bowling Green  
Rosie Barnes, Bowling Green  
Leon Guydon, Central Michigan  
Mike Robinson, Central Michigan  
Jeff Zatkoff, Eastern Michigan  
Rob Koch, Kent State  
Tom Dunn, Miami  
Jay Bryant, Northern Illinois

### 1981

#### First Team

Ray McCallum, Ball State  
Melvin McLaughlin, Central Michigan  
Jeff Zatkoff, Eastern Michigan  
Allen Rayhorn, Northern Illinois  
Harvey Knuckles, Toledo  
Walker D. Russel, Western Michigan

#### Second Team

Al Gooden, Ball State  
Joe Faine, Bowling Green  
Mike Robinson, Central Michigan  
Tim Woodson, Ohio  
Jay Lehman, Toledo  
Jasper McElroy, Western Michigan

#### Honorable Mention

John Williams, Ball State  
Colin Irish, Bowling Green  
Dave Greer, Bowling Green  
Marcus Newbern, Bowling Green  
Tim Bracey, Eastern Michigan  
Al Watkins, Miami  
Shawn Thrower, Northern Illinois  
Kirk Lehman, Ohio  
Todd Dietrich, Western Michigan  
Melvin Maxwell, Western Michigan

### 1982

#### First Team

Ray McCallum, Ball State  
Marcus Newbern, Bowling Green  
Melvin McLaughlin, Central Michigan  
Allen Rayhorn, Northern Illinois  
Walker D. Russel, Western Michigan

#### Second Team

C.C. Fullove, Ball State  
George Sweigert, Miami  
Jeff Zatkoff, Eastern Michigan  
Mitch Adams, Toledo  
Jasper McElroy, Western Michigan

#### Honorable Mention

John Williams, Ball State  
David Greer, Bowling Green  
David Jenkins, Bowling Green  
Jack Brusewitz, Eastern Michigan  
David Zeigler, Kent State  
Craig Tubbs, Miami  
Leonard Hayes, Northern Illinois  
Vic Alexander, Ohio  
John Deveraux, Ohio  
Kirk Lehman, Ohio  
Ken Epperson, Toledo  
Tim Reiser, Toledo  
Mike Seberger, Western Michigan

### 1983

#### First Team

Ray McCallum, Ball State  
David Greer, Bowling Green  
David Jenkins, Bowling Green  
Tim Dillon, Northern Illinois  
Jon Deveraux, Ohio

# HISTORY & RECORDS



## All-MAC Selections

### Second Team

Colin Irish, Bowling Green  
Melvin McLaughlin, Central Michigan  
David Zeigler, Kent State  
Craig Tubbs, Miami  
Ken Epperson, Toledo

### Honorable Mention

Jon Mansbury, Ball State  
David Scott, Ball State  
Bill Faine, Bowling Green  
Phil Blevins, Eastern Michigan  
Marlow McClain, Eastern Michigan  
Vince Giles, Eastern Michigan  
Tim Kroeger, Miami  
Ron Harper, Miami  
Carl Armato, Northern Illinois  
Ron Lindfors, Northern Illinois  
Vic Alexander, Ohio  
Eric Helton, Ohio  
Jeff Thomas, Ohio  
Mitch Adamek, Toledo  
Cordell Eley, Western Michigan

### 1984

#### First Team

David Jenkins, Bowling Green  
Ron Harper, Miami  
Tim Dillon, Northern Illinois  
Jon Deveraux, Ohio  
Ken Epperson, Toledo

### Second Team

Colin Irish, Bowling Green  
Derek Bolden, Central Michigan  
Fred Cofield, Eastern Michigan  
Vince Giles, Eastern Michigan  
Larry Robinson, Kent State

### Honorable Mention

Anthony Grier, Kent State  
Chuck Stahl, Miami  
John Willoughby, Miami  
Vic Alexander, Ohio  
Robert Tatum, Ohio  
Tim Reiser, Toledo

### 1985

#### First Team

Dan Palombizo, Ball State  
Fred Cofield, Eastern Michigan  
Anthony Grier, Kent State  
Ron Harper, Miami  
Ken Epperson, Toledo

### Second Team

Derek Bolden, Central Michigan  
Larry Robbins, Kent State  
Vic Alexander, Ohio  
Robert Tatum, Ohio  
Kenny Battle, Northern Illinois

### Honorable Mention

Keith Taylor, Bowling Green  
Vince Giles, Eastern Michigan  
Rick Scarberry, Ohio  
Jay Gast, Toledo

### 1986

#### First Team

Dan Palombizo, Ball State  
Dan Majerle, Central Michigan  
Ron Harper, Miami  
Kenny Battle, Northern Illinois  
Robert Tatum, Ohio

### Second Team

Brian Miller, Bowling Green  
Ervin Leavy, Central Michigan  
Percy Cooper, Eastern Michigan  
Eric Newsome, Miami  
Donald Petties, Western Michigan

### Honorable Mention

Bill Toole, Kent State  
Paul Baron, Ohio  
Paul Graham, Ohio  
Booker James, Western Michigan

### 1987

#### First Team

Ervin Leavy, Central Michigan  
Dan Majerle, Central Michigan  
Grant Long, Eastern Michigan  
Bill Toole, Kent State  
Booker James, Western Michigan

### Second Team

Charles Smith, Ball State  
Derrick Wesley, Ball State  
Mike McCall, Eastern Michigan  
Jay Peters, Kent State  
Blake Burnham, Toledo

### Honorable Mention

Frank Booker, Bowling Green  
Tommie Johnson, Central Michigan  
Reggie Adams, Kent State  
Trimill Haywood, Miami  
Paul Graham, Ohio

### 1988

#### First Team

Derrick Wesley, Ball State  
Tommie Johnson, Central Michigan  
Dan Majerle, Central Michigan  
Grant Long, Eastern Michigan  
Reggie Adams, Kent State  
Paul Graham, Ohio

### Second Team

Anthony Robinson, Bowling Green  
Howard Chambers, Eastern Michigan  
Eric Glenn, Kent State  
John Rhodes, Ohio  
Mark Brown, Western Michigan

### Honorable Mention

Lorenzo Neely, Eastern Michigan  
Dave Jamerson, Ohio  
Chad Keller, Toledo  
Steve Riikonen, Western Michigan

### 1989

#### First Team

Curtis Kidd, Ball State  
Paris McCurdy, Ball State  
Reggie Adams, Kent State  
Paul Graham, Ohio  
Andy Fisher, Toledo

### Second Team

Billy Butts, Ball State  
Eric Glenn, Kent State  
Karlton Clayborne, Miami  
Dave Jamerson, Ohio  
Tony Baumgardt, Western Michigan

### Honorable Mention

Scott Nichols, Ball State  
Carter Bridges, Central Michigan  
Howard Chambers, Eastern Michigan  
Lorenzo Neely, Eastern Michigan  
Lamont Hanna, Miami  
Tim Stewart, Miami  
Fred King, Toledo  
Eli Parker, Western Michigan

### 1990

#### First Team

Paris McCurdy, Ball State  
Clinton Venable, Bowling Green  
Rick Blevins, Kent State  
Dave Jamerson, Ohio  
Jim Havrilla, Western Michigan

### Second Team

Curtis Kidd, Ball State  
Joe Moore, Bowling Green  
Lorenzo Neely, Eastern Michigan  
Eric Glenn, Kent State  
Tim Stewart, Miami

### Honorable Mention

Shawn Parrish, Ball State  
Chandler Thompson, Ball State  
Kory Hallas, Eastern Michigan  
Harold Walton, Kent State  
Dennis Whitaker, Ohio  
Craig Sutters, Toledo  
Bobby Taylor, Toledo  
Mark Brown, Western Michigan

### 1991

#### First Team

Emanuel Cross, Ball State  
Chandler Thompson, Ball State  
Marcus Kennedy, Eastern Michigan  
Lorenzo Neely, Eastern Michigan  
David Scott, Miami  
Lewis Geter, Ohio

### Second Team

Joe Moore, Bowling Green  
Clinton Venable, Bowling Green  
Carl Thomas, Eastern Michigan  
Tony Banks, Kent State  
Craig Sutters, Toledo

### Honorable Mention

Steve Watson, Bowling Green  
Darian McKinney, Central Michigan  
Craig Michaelis, Miami  
Keith Wade, Toledo  
Jim Havrilla, Western Michigan

### 1992

#### First Team

Keith Stalling, Ball State  
Kory Hallas, Eastern Michigan  
David Scott, Miami  
Lewis Geter, Ohio  
Jim Havrilla, Western Michigan

### Second Team

Michael Huger, Bowling Green  
Darian McKinney, Central Michigan  
Tony Banks, Kent State  
J.C. Harris, Toledo  
Leon McGee, Western Michigan

### Honorable Mention

Bill Gillis, Ball State  
Chandler Thompson, Ball State  
Tom Hall, Bowling Green  
Sean Waters, Central Michigan  
Jamie Mercurio, Miami

### 1993

#### First Team

Steve Payne, Ball State  
Jeermal Sylvester, Ball State  
Michael Huger, Bowling Green  
Gary Trent, Ohio  
Leon McGee, Western Michigan

### Second Team

Sander Scott, Central Michigan  
Ellery Morgan, Eastern Michigan  
Greg Holman, Kent State  
Matt Kramer, Miami  
Tim Schirra, Toledo

### Honorable Mention

Mark Alberts, Akron  
Bill Gillis, Ball State  
Shane Kline-Ruminski, Bowling Green  
Bryant Kennedy, Eastern Michigan  
Theron Wilson, Eastern Michigan  
Scott Belyeu, Miami  
Jamie Mahaffey, Miami  
Craig Michaelis, Miami  
Sam Brown, Toledo  
Sean Wightman, Western, Michigan

### 1994

#### First Team

Steve Payne, Ball State  
Jeermal Sylvester, Ball State  
Kareem Carpenter, Eastern Michigan  
Landon Hackim, Miami  
Gary Trent, Ohio

### Second Team

Shane Kline-Ruminski, Bowling Green  
Shane Komives, Bowling Green  
Archie Fuller, Toledo  
Craig Thames, Toledo  
Anthony "Scoop" Williams, Toledo

### Honorable Mention

Rod Koch, Kent State  
Nate Reinking, Kent State  
Derrick Cross, Miami  
Jamie Mahaffey, Miami

### 1995

#### First Team

Steve Payne, Ball State  
Shane Kline-Ruminski, Bowling Green  
Devin Davis, Miami  
Gary Trent, Ohio  
Craig Thames, Toledo

### Second Team

Kareem Carpenter, Eastern Michigan  
Brian Tolbert, Eastern Michigan  
Derrick Cross, Miami  
Landon Hackim, Miami  
Jamie Mahaffey, Miami  
Anthony "Scoop" Williams, Toledo  
Joel Burns, Western Michigan

### Honorable Mention

Marcus Norris, Ball State  
Floyd Miller, Bowling Green



# HISTORY & RECORDS

## All-MAC Selections

### 1996

#### First Team

Bonzi Wells, Ball State  
Brian Tolbert, Eastern Michigan  
Devin Davis, Miami  
Craig Thames, Toledo  
Ben Handlogten, Western Michigan

#### Second Team

Antonio Daniels, Bowling Green  
Earl Boykins, Eastern Michigan  
Nate Reinking, Kent State  
Geno Ford, Ohio  
Curtis Simmons, Ohio

#### Honorable Mention

Jay Larranaga, Bowling Green  
Anthony Stacey, Bowling Green  
Charles Macon, Central Michigan  
Theron Wilson, Eastern Michigan  
Jason Terry, Ohio  
Casey Shaw, Toledo  
Jason Black, Western Michigan

### 1997

#### First Team

Bonzi Wells, Ball State  
Antonio Daniels, Bowling Green  
Earl Boykins, Eastern Michigan  
Devin Davis, Miami  
Geno Ford, Ohio

#### Second Team

Jimmal Ball, Akron  
Derrick Dial, Eastern Michigan  
Ed Sears, Ohio  
Casey Shaw, Toledo  
Saddi Washington, Western Michigan

#### Honorable Mention

Anthony Stacey, Bowling Green  
Nate Huffman, Central Michigan  
Charles Macon, Kent State  
Ed Norvell, Kent State  
Ira Newble, Miami

### 1998

#### First Team

Bonzi Wells, Ball State  
Earl Boykins, Eastern Michigan  
Wally Szczerbiak, Miami  
T.J. Lux, Northern Illinois  
Saddi Washington, Western Michigan

#### Second Team

Jami Bosley, Akron  
Derrick Dial, Eastern Michigan  
Damon Frierson, Miami  
Casey Shaw, Toledo  
Roshod Johnson, Western Michigan

#### Honorable Mention

Jimmal Ball, Akron  
George Phillips, Akron  
Duane Clemens, Ball State  
Kirk Cowan, Bowling Green  
Tony Reid, Bowling Green  
James Head, Eastern Michigan  
Ed Norvell, Kent State  
Carlton King, Marshall  
Sanjay Adell, Ohio  
Jason Kimbrough, Western Michigan

### 1999

#### First Team

Jami Bosley, Akron  
Anthony Stacey, Bowling Green  
Wally Szczerbiak, Miami  
LaDrell Whitehead, Ohio  
Greg Stempin, Toledo

#### Second Team

Jimmal Ball, Akron  
Duane Clemens, Ball State  
John Whorton, Kent State  
Damon Frierson, Miami  
Shaun Stonerook, Ohio

#### Honorable Mention

Ryan Andrick, Akron  
Mike Manciel, Central Michigan  
Kyrem Massey, Kent State  
Ed Norvell, Kent State  
J.R. VanHoose, Marshall  
Travis Young, Marshall  
Rob Mestas, Miami  
Sanjay Adell, Ohio  
Art Norman, Toledo  
Tony Barksdale, Western Michigan

### 2000

#### First Team

Anthony Stacey, Bowling Green  
Tamar Slay, Marshall  
T.J. Lux, Northern Illinois  
Shaun Stonerook, Ohio  
Greg Stempin, Toledo

#### Second Team

Jami Bosley, Akron  
Duane Clemens, Ball State  
Trevor Huffman, Kent State  
John Whorton, Kent State  
Anthony Taylor, Miami

#### Honorable Mention

Jimmal Ball, Akron  
Dave Esterkamp, Bowling Green  
Len Matela, Bowling Green  
David Webber, Central Michigan  
Calvin Warner, Eastern Michigan  
J.R. VanHoose, Marshall  
Rob Mestas, Miami  
Sanjay Adell, Ohio  
Justin Hall, Toledo  
Tony Barksdale, Western Michigan

### 2001

#### First Team

David Webber, Central Michigan  
Trevor Huffman, Kent State  
J.R. VanHoose, Marshall  
Brandon Hunter, Ohio  
Greg Stempin, Toledo

#### Second Team

Theron Smith, Ball State  
Keith McLeod, Bowling Green  
Kyrem Massey, Kent State  
Tamar Slay, Marshall  
Alex Shorts, Miami

#### Honorable Mention

Nate Schindewolf, Akron  
Len Matela, Bowling Green  
Chad Pleiness, Central Michigan  
Andrew Mitchell, Kent State  
Demetric Shaw, Kent State  
Travis Young, Marshall  
Jason Grunkemeyer, Miami  
Leon Rodgers, Northern Illinois  
Patrick Flomo, Ohio  
Jon Powell, Western Michigan

### 2002

#### First Team

Theron Smith, Ball State  
Keith McLeod, Bowling Green  
Trevor Huffman, Kent State  
Andrew Mitchell, Kent State  
Brandon Hunter, Ohio

#### Second Team

Patrick Jackson, Ball State  
Len Matela, Bowling Green  
Antonio Gates, Kent State  
Leon Rodgers, Northern Illinois  
Steve Reynolds, Western Michigan

#### Honorable Mention

Rashon Brown, Akron  
Brandon Pardon, Bowling Green  
Darcel Williams, Buffalo  
David Webber, Central Michigan  
Tamar Slay, Marshall  
J.R. VanHoose, Marshall  
Doug Davis, Miami  
Terry Reynolds, Toledo  
Nick Moore, Toledo  
Robby Collum, Western Michigan

### 2003

#### First Team

Chris Williams, Ball State  
Chris Kaman, Central Michigan  
Antonio Gates, Kent State  
Marcus Smallwood, Northern Illinois  
Brandon Hunter, Ohio

#### Second Team

Derrick Tarver, Akron  
Mike Manciel, Central Michigan  
Ryan Prillman, Eastern Michigan  
Ronald Blackshear, Marshall  
Juby Johnson, Miami

#### Honorable Mention

Johnny Hollingsworth, Akron  
Kevin Netter, Bowling Green  
Turner Battle, Buffalo  
J.R. Wallace, Central Michigan  
Eric Haut, Kent State  
P.J. Smith, Northern Illinois  
Nick Moore, Toledo  
Keith Triplett, Toledo  
Robby Collum, Western Michigan  
Anthony Kann, Western Michigan

### 2004

#### First Team

John Edwards, Kent State  
Juby Johnson, Miami  
Keith Triplett, Toledo  
Ben Reed, Western Michigan  
Mike Williams, Western Michigan

#### Second Team

Derrick Tarver, Akron  
Turner Battle, Buffalo  
Ronald Lewis, Bowling Green  
Eric Haut, Kent State  
Marvin Black, Marshall

#### Honorable Mention

Cameron Echols, Ball State  
Kevin Netter, Bowling Green  
Gerrit Brigitha, Central Michigan  
DeAndre Haynes, Kent State  
Chet Mason, Miami  
Marcus Smallwood, Northern Illinois  
P.J. Smith, Northern Illinois  
Jaivon Harris, Ohio  
Sammy Villegas, Toledo  
Anthony Kann, Western Michigan

### 2005

#### First Team

Josh Almanson, Bowling Green  
Turner Battle, Buffalo  
Danny Horace, Miami  
Chet Mason, Miami  
Ben Reed, Western Michigan

#### Second Team

Romeo Travis, Akron  
Dennis Trammell, Ball State  
John Reimold, Bowling Green  
Keith Triplett, Toledo  
Levi Rost, Western Michigan

#### Honorable Mention

Darryl Peterson, Akron  
Mark Bortz, Buffalo  
Kevin Nelson, Central Michigan  
John Bowler, Eastern Michigan  
Jason Edwin, Kent State  
Kevin Warzynski, Kent State  
Mike McKinney, Northern Illinois  
Mychal Green, Ohio  
Sonny Troutman, Ohio  
Leon Williams, Ohio

### 2006

#### First Team

Romeo Travis, Akron  
John Bowler, Eastern Michigan  
DeAndre Haynes, Kent State  
Jay Youngblood, Kent State  
William Hatcher, Miami

#### Second Team

Julien "Skip" Mills, Ball State  
Martin Samarco, Bowling Green  
Calvin Cage, Buffalo  
Justin Ingram, Toledo  
Joe Reitz, Western Michigan

#### Honorable Mention

Dru Joyce, Akron  
Yassin Idbihi, Buffalo  
Giordan Watson, Central Michigan  
Kevin Warzynski, Kent State  
Nathan Peavy, Miami  
Tim Pollitz, Miami  
Todd Peterson, Northern Illinois  
Leon Williams, Ohio  
Mychal Green, Ohio  
Brian Snider, Western Michigan

### 2007

#### First Team

Romeo Travis, Akron  
Giordan Watson, Central Michigan  
Tim Pollitz, Miami  
Justin Ingram, Toledo  
Jerome Tillman, Ohio

#### Second Team

Dru Joyce, Akron  
Omni Smith, Kent State  
Leon Williams, Ohio  
Keonta Howell, Toledo  
Joe Reitz, Western Michigan

#### Honorable Mention

Julien "Skip" Mills, Ball State  
Nate Miller, Bowling Green  
Martin Samarco, Bowling Green  
Yassin Idbihi, Buffalo  
Mike Scott, Kent State  
Nathan Peavy, Miami  
Mike McKinney, Northern Illinois  
Sonny Troutman, Ohio  
Florentino Valencia, Toledo  
Shawntes Gary, Western Michigan

# HISTORY & RECORDS



## MAC Tournament History

### 1980 TOURNAMENT • AT ANN ARBOR, MICHIGAN

- Championship: (1) Toledo 85, (2) Bowling Green 70 - att. 6,900
- Consolation: (3) Northern Illinois 71, (5) Ball State 58
- Semifinals: (1) Toledo 91, (5) Ball State 83 - att. 6,220  
(2) Bowling Green 54, (3) Northern Illinois 49
- Quarterfinals: @ (2) Bowling Green 54, (7) EMU 49 - att. 2,429  
at campus sites (5) Ball State 73, @ (4) Kent State 71 - att. 2,502  
@ (3) Northern Illinois 58, (6) Miami 53 - att. 3,000

#### ALL-TOURNAMENT TEAM

MVP: Jim Swaney (Toledo)  
Dick Miller (Toledo)  
Harvey Knuckles (Toledo)  
Colin Irish (Bowling Green)  
Allen Rayhorn (Northern Illinois)

### 1981 TOURNAMENT • AT ANN ARBOR, MICHIGAN

- Championship: (2) Ball State 79, (5) Northern Illinois 66 - att. 6,212
- Consolation: (3) Toledo 71, (1) WMU 65
- Semifinals: (2) Ball State 79, (3) Toledo 77 - att. 7,252  
(5) Northern Illinois 75, (1) WMU 73
- Quarterfinals: (5) Northern Ill. 79, @ (4) Bowling Green 72 - att. 3,010  
at campus sites @ (2) Ball State 85, (7) Ohio 70 - att. 4,535  
@ (3) Toledo 95, (6) EMU 88 - att. 6,603

#### ALL-TOURNAMENT TEAM

MVP: Ray McCallum (Ball State)  
Al Gooden (Ball State)  
Allen Rayhorn (Northern Illinois)  
Melvin Maxwell (WMU)  
Harvey Knuckles (Toledo)

### 1982 TOURNAMENT • AT ANN ARBOR, MICHIGAN

- Championship: (3) NIU 79, (1) Ball State 75 (OT) - att. 4,052
- Consolation: (2) BGSU 86, (5) WMU 83
- Semifinals: (3) NIU 67, (2) BGSU 66 - att. 4,202  
(1) Ball State 76, (5) WMU 72
- Quarterfinals: @ (3) Northern Illinois 70, (6) Ohio 68 - att. 4,000  
at campus sites @ (2) Bowling Green 81, (7) Miami 79 - att. 2,863  
(5) WMU 44, @ (4) EMU 42 - att. 2,875

#### ALL-TOURNAMENT TEAM

MVP: Allen Rayhorn (Northern Illinois)  
Jasper McElroy (WMU)  
Marcus Newbern (Bowling Green)  
Ray McCallum (Ball State)  
David Scott (Ball State)

### 1983 TOURNAMENT • AT CAMPUS SITES

- Championship: (2) Ohio 59, @ (1) Bowling Green 56 - att. 5,000
- Semifinals: @ (2) Ohio 70, (3) Toledo 59 - att. 3,200  
at campus sites @ (1) Bowling Green 79, (4) Ball State 69 - att. 4,233
- Quarterfinals: @ (2) Ohio 74, (7) EMU 60 - att. 3,000  
at campus sites @ (4) Ball State 85, Miami 79 - att. 3,550  
@ (3) Toledo 79, (6) Kent State 64 - att. 5,106

#### ALL-TOURNAMENT TEAM

MVP: John Devereux (Ohio)  
Ray McCallum (Ball State)  
David Jenkins (Bowling Green)  
Ken Epperson (Toledo)  
Bill Faine (Bowling Green)

### 1984 TOURNAMENT • AT ROCKFORD, ILLINOIS

- Championship: (1) Miami 42, (7) Kent State 40 - att. 4,800
- Semifinals: (1) Miami 51, (4) Toledo 42 - att. 4,425  
(7) Kent State 67, (6) EMU 58
- Quarterfinals: (4) Toledo 73, (5) Northern Illinois 68 - att. 4,850  
(6) EMU 64, (3) Bowling Green 58  
(7) Kent State 57, (2) Ohio 53

#### ALL-TOURNAMENT TEAM

MVP: Chuck Stahl (Miami)  
Ken Epperson (Toledo)  
Terry Wearsch (KSU)  
Larry Robbins (KSU)  
Ron Harper (Miami)

### 1985 TOURNAMENT • AT SAVAGE HALL, TOLEDO, OHIO

- Championship: (1) Ohio 74, (2) Miami 64 - att. 6,000
- Semifinals: (1) Ohio 57, (4) Kent State 55 - att. 4,500  
(2) Miami 91, (6) Ball State 70
- Quarterfinals: (4) Kent State 85, (5) EMU 74 - att. 6,500  
(6) Ball State 68, (3) Toledo 66  
(2) Miami 78, (7) WMU 64

#### ALL-TOURNAMENT TEAM

MVP: Ron Harper (Miami)  
Vic Alexander (Ohio)  
Paul Baron (Ohio)  
Ron Harper (Miami)  
Dan Palombizio (Ball State)  
Larry Robbins (KSU)

### 1986 TOURNAMENT • AT ROCKFORD, ILLINOIS

- Championship: (3) Ball State 87, (1) Miami 79 - att. 3,207
- Semifinals: (1) Miami 93, (5) Toledo 76 - att. 4,105  
(3) Ball State 93, (2) Ohio 69
- Quarterfinals: (2) Ohio 66, (7) CMU 62 - att. 4,202  
(5) Toledo 82, (4) Northern Illinois 79  
(3) Ball State 87, (6) WMU 76

#### ALL-TOURNAMENT TEAM

MVP: Dan Palombizio (Ball State)  
Bob Borchardt (Toledo)  
Ron Harper (Miami)  
Eric Newsome (Miami)  
Chris Shelton (Ball State)

### 1987 TOURNAMENT • AT TOLEDO, OHIO

- Championship: (1) CMU 64, (2) Kent State 63 - att. 5,900
- Semifinals: (1) CMU 80, (4) EMU 76 - att. 5,700  
(2) Kent State 66, (3) Bowling Green 59
- Quarterfinals: (4) EMU 87, (5) Miami 64 - att. 3,700  
(2) Kent State 84, (7) WMU 75  
(3) Bowling Green 52, (6) Ohio 51

#### ALL-TOURNAMENT TEAM

MVP: Dan Majerle (CMU)  
Reggie Adams (KSU)  
Ervin Leavy (CMU)  
Jay Peters (KSU),  
Grant Long (EMU)



# HISTORY & RECORDS


## MAC Tournament History

### 1988 TOURNAMENT • AT TOLEDO, OHIO

- Championship: (1) EMU 94, (3) Ohio 80 - att. 7,194
- Semifinals: (1) EMU 95, (5) WMU 88 - att. 6,224  
(3) Ohio 64, (2) CMU 62
- Quarterfinals: @ (2) CMU 66, (7) Kent State 56 - att. 1,421  
at campus sites @ (3) Ohio 79, (6) Bowling Green 73 - att. 3,350  
(5) WMU 80, @ (4) Ball State 79 - att. 4,010

#### ALL-TOURNAMENT TEAM

MVP: Grant Long (EMU)  
Paul Graham (Ohio)  
Dave Jamerson (Ohio)  
Dan Majerle (CMU)  
Lorenzo Neely (EMU)



*Eastern Michigan's Grant Long won MAC Tournament MVP honors in 1988 after defeating Ohio in the Championship game.*

### 1989 TOURNAMENT • AT SAVAGE HALL, TOLEDO, OHIO

- Championship: (1) Ball State 67, (2) Kent State 65 - 6,280
- Semifinals: (2) Kent State 88, (3) Toledo 43 - att. 7,620  
(1) Ball State 77, (4) Eastern Michigan 76
- Quarterfinals: (4) EMU 70, (5) Miami 69  
(2) Kent State 65, (7) Bowling Green 56 - att. 4,650  
(1) Ball State 62, (8) Ohio 46  
(3) Toledo 75, (6) CMU 55 - att. 6,850
- First-Round Game: Ohio 61, WMU 56 - att. 4,650

#### ALL-TOURNAMENT TEAM

MVP: Billy Butts (Ball State)  
Reggie Adams (KSU)  
Eric Glenn (KSU),  
Curtis Kidd (Ball State)  
Paris McCurdy (Ball State)

### 1990 TOURNAMENT • AT DETROIT, MICHIGAN

- Championship: (1) Ball State 78, (7) CMU 56 - att. 5,327
- Semifinals: (1) Ball State 69, (5) Eastern Michigan 58 - att. 5,584  
(7) CMU 78, (3) Miami 76
- Quarterfinals: (1) Ball State 77, (8) Ohio 70  
(5) EMU 62, (4) Bowling Green 60 - att. 5,231  
(7) CMU 82, (2) Kent State 65  
(3) Miami 108, (6) Toledo 80 - att. 2,250

#### ALL-TOURNAMENT TEAM

MVP: Billy Butts (Ball State)  
Carter Briggs (CMU)  
Dave Jamerson (Ohio)  
Curtis Kidd (Ball State)  
Paris McCurdy (Ball State)  
MVP: Billy Butts, Ball State

### 1991 TOURNAMENT • AT DETROIT, MICHIGAN

- Championship: (1) EMU 67, (7) Toledo 66 - att. 5,872
- Semifinals: (7) Toledo 62, (3) Ball State 61 - att. 6,456  
(1) EMU 72, (4) Bowling Green 66 (ot)
- Quarterfinals: (1) EMU 66, (8) Kent State 47  
(7) Toledo 70, (2) Miami 59 - att. 3,056  
(3) Ball State 77, (6) CMU 69  
(4) Bowling Green 66, (5) Ohio 58 - att. 5,510

#### ALL-TOURNAMENT TEAM

MVP: Marcus Kennedy (EMU)  
Tom Best (Toledo)  
Craig Sutters (Toledo)  
Lorenzo Neely (EMU)  
Clinton Venable (Bowling Green)

### 1992 TOURNAMENT • AT DETROIT, MICHIGAN

- Championship: (1) Miami 58, (2) Ball State 57 - att. 4,086
- Semifinals: (1) Miami 70, (5) Bowling Green 60 - att. 4,615  
(2) Ball State 65, (3) WMU 61
- Quarterfinals: (1) Miami 67, (8) EMU 66  
(2) Ball State 79, (7) CMU 65 - att. 3,132  
(5) Bowling Green 56, (4) Ohio 46  
(3) WMU 61, (6) Kent State 57 - att. 3,132

#### ALL-TOURNAMENT TEAM

MVP: Bill Gillis (Ball State)  
Jim Havrilla (WMU)  
David Scott (Miami)  
Keith Stalling (Ball State)  
Mike Williams (Miami)

### 1993 TOURNAMENT • AT COLUMBUS, OHIO

- Championship: (1) Ball State 79, (3) WMU 64 - att. 3,170
- Semifinals: (1) Ball State 72, (5) Toledo 64 - att. 4,120  
(3) WMU 61, (2) Miami 48
- Quarterfinals: (1) Ball State 77, (8) Kent State 57  
(3) WMU 65, (6) EMU 57 - att. 3,320  
(5) Toledo 85, (4) Ohio 84  
(2) Miami 63, (7) Bowling Green 50 - att. 2,670

#### ALL-TOURNAMENT TEAM

MVP: Steve Payne (Ball State)  
Sam Brown (Toledo)  
Jamie Matthews (Ball State)  
Gary Trent (Ohio),  
Leon McGee (WMU)

# HISTORY & RECORDS



## MAC Tournament History

### 1994 TOURNAMENT • AT COLUMBUS, OHIO

- Championship: (1) Ohio 89, (3) Miami 66 - att. 6,511
- Semifinals: (1) Ohio 79, (4) Ball State 70 - att. 6,487  
(3) Miami 61, (2) Bowling Green 59
- Quarterfinals: @ (1) Ohio 87, (8) WMU 56 - att. 7,570  
at campus sites @ (4) Ball State 80, (5) Toledo 73 - att. 4,782  
@ (3) Miami 90, (6) EMU 60 - att. 3,157  
@ (2) Bowling Green 68, (7) Kent State 58 - att. 2,429

#### ALL-TOURNAMENT TEAM

MVP: Gary Trent (Ohio)  
Chad Estis (Ohio)  
Shane Kline-Ruminski (Bowling Green)  
Jamie Mahaffey (Miami)  
Steve Payne (Ball State)

### 1995 TOURNAMENT • AT TOLEDO, OHIO

- Championship: (4) Ball State 77, (3) EMU 70 - att. 5,500
- Semifinals: (4) Ball State 66, (1) Miami 61 - att. 7,063  
(3) EMU 78, (2) Ohio 72
- Quarterfinals: @ (1) Miami 77, (8) Kent State 49 - att. 3,869  
at campus sites @ (4) Ball State 72, (5) Bowling Green 58 - att. 5,414  
@ (3) EMU 69, (6) Toledo 61 - att. 2,640  
@ (2) Ohio 72, (7) WMU 56 - att. 5,718

#### ALL-TOURNAMENT TEAM

MVP: Steve Payne (Ball State)  
Brian Tolbert (EMU)  
Gary Trent (Ohio)  
Bonzi Wells (Ball State)  
Theron Wilson (EMU)

### 1996 TOURNAMENT • AT SEAGATE CENTRE, TOLEDO, OHIO

- Championship: (1) EMU 77, (7) Toledo 63 - att. 5,116
- Semifinals: (1) EMU 87, (5) Ball State 71 - att. 6,082  
(7) Toledo 75, (3) Miami 55
- Quarterfinals: @ (1) EMU 84, (8) Kent State 72 - att. 4,067  
at campus sites (5) Ball State 86, @ (4) Ohio 80 - att. 9,056  
@ Miami (3) 81, (6) Bowling Green 53 - att. 5,121  
(7) Toledo 71, @ (2) WMU 65 - att. 2,164

#### ALL-TOURNAMENT TEAM

MVP: Brian Tolbert (EMU)  
Earl Boykins (EMU)  
Craig Thames (Toledo)  
Bonzi Wells (Ball State)  
Theron Wilson (EMU)

### 1997 TOURNAMENT • AT SEAGATE CENTRE, TOLEDO, OHIO

- Championship: (2) Miami 96, (4) EMU 76 - att. 4,564
- Semifinals: (4) EMU 73, (1) Bowling Green 64 - att. 5,609  
(2) Miami 84, (6) WMU 67
- Quarterfinals: @ (4) EMU 85, (5) Ball State 75 - att. 3,074  
at campus sites (6) WMU 74, @ (3) Ohio 68 - att. 5,399  
@ (2) Miami 75, (7) Kent State 65 - att. 5,460  
@ (1) Bowling Green 94, (8) Toledo 69 - att. 4,935

#### ALL-TOURNAMENT TEAM

MVP: Devin Davis (Miami)  
Antonio Daniels (Bowling Green)  
Ira Newble (Miami)  
Derrick Dial (EMU)  
Wally Szczerbiak (Miami)

### 1998 TOURNAMENT • AT SEAGATE CENTRE, TOLEDO, OHIO

- Championship: (4) EMU 92, (7) Miami 77 - att. 4,525
- Semifinals: (4) EMU 73, (1) Ball State 92 (OT) - att. 4,627  
(7) Miami 64, (6) Kent State 59
- Quarterfinals: @ (1) Ball State 93, (8) Marshall 76 - att. 5,557  
at campus sites @ (4) EMU 98, (5) Toledo 79 - att. 3,850  
(6) Kent State 95, @ (3) Akron 88 - att. 3,850  
(7) Miami 67, @ (2) Western Michigan 63 - att. 4,293

#### ALL-TOURNAMENT TEAM

MVP: Earl Boykins (EMU)  
Derrick Dial (EMU)  
Damon Frierson (Miami)  
Wally Szczerbiak (Miami)  
Bonzi Wells (Ball State)

### 1999 TOURNAMENT • AT SEAGATE CENTRE, TOLEDO, OHIO

- Championship: (2) Kent State 49, (1) Miami 43 - att. 3,530
- Semifinals: (1) Miami 60, (5) BGSU 56, overtime - att. 4,520  
(2) Kent State 68, (3) Ohio 57
- Quarterfinals: @ (1) Miami 69, (8) Ball State 43 - att. 8,436  
at campus sites @ (2) Kent State 79, (7) Marshall 76 - att. 4,416  
@ (3) Ohio 70, (6) Toledo 60 - att. 5,319  
(5) BGSU 80, @ (4) Akron 74, overtime - att. 3,003

#### ALL-TOURNAMENT TEAM

MVP: John Whorton (KSU)  
Damon Frierson (Miami)  
Wally Szczerbiak (Miami)  
Kyreem Massey (KSU)  
Anthony Stacey (Bowling Green)



*Miami's Wally Szczerbiak was named to the 1997, 1998 and 1999 MAC All-Tournament Teams.*



# HISTORY & RECORDS

## MAC Tournament History

### 2000 TOURNAMENT • AT GUND ARENA, CLEVELAND, OHIO

- Championship: (2) Ball State 61, (9) Miami 58 - att. 7,204
- Semifinals: (9) Miami 69, (5) Marshall 63 - att. 5,562  
(2) Ball State 70, (6) Ohio 67
- Quarterfinals: (9) Miami 58, (1) BGSU 56, overtime  
(5) Marshall 58, (13) CMU 56 - att. 7,047  
(2) Ball State 64, (7) Toledo 63  
(6) Ohio 69, (3) Kent State 68 - att. 8,127
- First Round: (13) Central Michigan 75, @ (4) Akron 73 - att. 2,050  
at campus sites @ (5) Marshall 83, (12) Buffalo 66 - att. 4,107  
@ (6) Ohio 77, (11) WMU 52 - att. 5,614  
@ (7) Toledo 68, (10) NIU 64, 2ot - att. 4,921  
(9) Miami 64, @ (8) EMU 51 - att. 1,246

byes for Bowling Green, Ball State and Kent State

#### ALL-TOURNAMENT TEAM

MVP: Duane Clemens (BSU)  
Jason Stewart (MIA)  
Rob Mestas (MIA)  
Sanjay Adell (Ohio)  
Shaun Stonerook (Ohio)

### 2001 TOURNAMENT • AT GUND ARENA, CLEVELAND, OHIO

- Championship: (2) Kent State 67, (8) Miami 61 - att. 12,172
- Semifinals: (8) Miami 62, (5) Ohio 61 - att. 9,270  
(2) Kent State 67, (6) Ball State 55
- Quarterfinals: (8) Miami 65, (1) CMU 56  
(5) Ohio 64, (4) Toledo 63 - att. 3,623  
(2) Kent State 71, (7) Bowling Green 64  
(6) Ball State 84, (3) Marshall 81 - att. 7,284
- First Round: @ (4) Toledo 67, (13) EMU 43 - att. 4,329  
at campus sites @ Ohio (5) 101, (12) Buffalo 78 - att. 7,112  
@ (6) Ball State 89, (11) NIU 57 - att. 2,297  
@ (7) Bowling Green 74, (10) WMU 68 - att. 2,543  
@ (8) Miami 69, (9) Akron 56 - att. 2,571

byes for CMU, KSU, Marshall

#### ALL-TOURNAMENT TEAM

MVP: Trevor Huffman (KSU)  
Andrew Mitchell (KSU)  
Alex Shorts (Miami)  
Jason Grunkemeyer (Miami)  
Brandon Hunter (Ohio)

### 2002 TOURNAMENT • AT GUND ARENA, CLEVELAND, OHIO

- Championship: (1) Kent State 70, (3) Bowling Green 59 - att. 14,106
- Semifinals: (1) Kent State 86, (4) Toledo 61 - att. 10,613  
(3) Bowling Green 69, (2) Ball State 57
- Quarterfinals: (1) Kent State 82, No. 8 Marshall 70 - att. 3,957  
(4) Toledo 62, (12) Central Michigan 54  
(2) Ball State 62, (7) Miami 50 - att. 6,419  
(3) Bowling Green 60, (11) Akron 58
- First Round: (12) Central Michigan 65, @ (6) Ohio 56 - att. 5,569  
(11) Akron 90, @ (6) Western Michigan 83 - att. 1,309  
@ (4) Toledo 89, (13) Eastern Michigan 53 - att. 4,269  
@ (7) Miami 70, (10) Buffalo 61 - att. 3,126  
@ (8) Marshall 97, (9) Northern Illinois 93 - att. 5,022

byes for KSU, Ball State, Bowling Green

#### ALL-TOURNAMENT TEAM

MVP: Trevor Huffman (KSU)  
Andrew Mitchell (KSU)  
Antonio Gates (KSU)  
Keith McLeod (BGSU)  
Theron Smith (BSU)



*Kent State's Trevor Huffman earned MAC Tournament MVP honors in 2001 and 2002 after leading the Golden Flashes to back-to-back MAC tournament titles. KSU pulled first round upsets in each of the NCAA Tournaments those years and made it to the Elite Eight in 2002.*

### 2003 TOURNAMENT • AT GUND ARENA, CLEVELAND, OHIO

- Championship: (1) CMU 77, (2) Kent State 72 - att. 10,297
- Semifinals: (1) CMU 94, (4) Northern Illinois 72 - att. 9,265  
(2) Kent State 73, (11) Ohio 70
- Quarterfinals: (2) Kent State 79, (7) Marshall 57 - att. 4,319  
(11) Ohio 65, (3) Miami 55, overtime  
(1) CMU 87, (9) Bowling Green 70 - att. 4,197  
(4) Northern Illinois 75, (5) WMU 63
- First Round: @ (4) Northern Illinois 81, (13) Buffalo 64 - att. 1,404  
@ (5) WMU 78, (12) Toledo 64 - att. 2,211  
(11) Ohio 79, @ (6) Akron 77 - att. 2,174  
@ (7) Marshall 83, (10) EMU 75 - att. 2,787  
(9) Bowling Green 90, @ (8) Ball State 81 - att. 2,675

byes for Central Michigan, Kent State, Miami

#### ALL-TOURNAMENT TEAM

MVP: Chris Kaman (CMU)  
J.R. Wallace (CMU)  
Antonio Gates (KSU)  
P.J. Smith (NIU)  
Brandon Hunter (Ohio)

# HISTORY & RECORDS



## MAC Tournament History

### 2004 TOURNAMENT • AT GUND ARENA, CLEVELAND, OHIO

- Championship: (1) WMU 77, (2) Kent State 66 - att. 10,868
- Semifinals: (1) WMU 87, (4) Toledo 77 - att. 8,374  
(2) Kent State 66, (3) Miami 56
- Quarterfinals: (2) Kent State 79, (7) BGSU 66 - att. 4,521  
(3) Miami 72, (6) Ball State 67  
(1) WMU 96, (8) Marshall 62 - att. 5,069  
(4) Toledo 97, (5) Buffalo 85
- First Round: @ (4) Toledo 91, (13) Central Michigan 88 - att. 4,081  
at campus sites @ (5) Buffalo 90, (12) Northern Illinois 73 - att. 8,971  
@ (6) Ball State 76, (11) Akron 72 - att. 4,234  
@ (7) Bowling Green 56, (10) Ohio 54 - att. 1,631  
@ (8) Marshall 78, (9) Eastern Michigan 59 - att. 4,374

byes - #1 Western Michigan; #2 Kent State; #3 Miami

#### ALL-TOURNAMENT TEAM

MVP: Mike Williams (WMU)  
Anthony Kann (WMU)  
DeAndre Haynes (KSU)  
John Edwards (KSU)  
Keith Triplett (UT)

### 2005 TOURNAMENT • AT GUND ARENA, CLEVELAND, OHIO

- Championship: (4) Ohio 80, (7) Buffalo 79 (OT) -- att. 10,927
- Semifinals: (4) Ohio 63, (1) Miami 56 -- att.  
(7) Buffalo 75, (3) Western Michigan 68 -- att. 8,652
- Quarterfinals: (7) Buffalo 85, (2) Toledo 72  
(3) Western Michigan 66, (6) Akron 60 (OT) -- att. 5,143  
(1) Miami 85, (8) Bowling Green 65  
(4) Ohio 62, (5) Kent State 55 -- att. 3,858
- First Round: @ (4) Ohio 72, (13) Marshall 66 -- att. 5,436  
at campus sites @ (5) Kent State 91, (12) Central Michigan 60 -- att. 3,217  
@ (6) Akron 78, (11) Eastern Michigan 66 -- att. 1,520  
@ (7) Buffalo 73, (10) Northern Illinois 66 -- att. 6,108  
@ (8) Bowling Green 75, (9) Ball State 73 -- att. 1,730

byes - #1 Miami; #2 Toledo; #3 Western Michigan

#### ALL-TOURNAMENT TEAM

MVP: Leon Williams (Ohio)  
Jeremy Fears (Ohio)  
Turner Battle (UB)  
Yassin Idbihi (UB)  
Danny Horace (MIA)

### 2006 TOURNAMENT • AT QUICKEN LOANS ARENA, CLEVELAND, OHIO

- Championship: (1) Kent State 71, (7) Toledo 66 -- att. 10,253
- Semifinals: (1) Kent State 72, (5) Ohio 59  
(7) Toledo 77, (3) Akron 69 -- att. 10,917
- Quarterfinals: (7) Toledo 78, (2) Northern Illinois 77  
(3) Akron 72, (6) Western Michigan 57 -- att. 5,382  
(1) Kent State 76, (8) Buffalo 67  
(4) Miami 58, (5) Ohio -- att. 6,865
- First Round: @ (5) Ohio 82, (12) Central Michigan 53 -- att. 4,198  
at campus sites @ (6) Western Mich. 60, (11) Eastern Mich. 55 -- att. 1,682  
@ (7) Toledo 77, (10) Bowling Green 52 -- att. 4,156  
@ (8) Buffalo 80, (9) Ball State 72 -- att. 5,129

byes - #1 Kent State; #2 Northern Illinois; #3 Akron, #4 Miami

#### ALL-TOURNAMENT TEAM

MVP: Kevin Warzynski (KSU)  
Jay Youngblood (KSU)  
Mychal Green (Ohio)  
Mike Scott (KSU)  
Justin Ingram (Toledo)

### 2007 TOURNAMENT • AT QUICKEN LOANS ARENA, CLEVELAND, OHIO

- Championship: (4) Miami 53, Akron 52 -- att. 10,045
- Semifinals: (4) Miami 58, (1) Toledo 53  
(2) Akron 61, (3) Kent State 54 -- att. 13,029
- Quarterfinals: (1) Toledo 62, (8) Eastern Michigan 54  
(4) Miami 70, (5) Ohio 51 -- att. 4,983  
(2) Akron 82, (7) Central Michigan 53  
(3) Kent State 75, (6) Western Michigan 66 -- att. 6,690
- First Round: (5) Ohio 69, (12) Bowling Green 59  
(6) Western Michigan 67, (11) Northern Ill. 62  
(7) Central Michigan 80, (10) Buffalo 74  
(8) Eastern Michigan 51, (9) Ball State 48 -- att. 5,248

byes - #1 Toledo; #2 Akron; #3 Kent State, #4 Miami

#### ALL-TOURNAMENT TEAM

MVP: Tim Pollitz (MIA)  
Romeo Travis (UA)  
Jeremiah Wood (UA)  
Michael Bramos (MIA)  
Giordan Watson (CMU)



Ohio's Leon Williams was named MAC Tournament MVP after guiding the Bobcats to a dramatic win over Buffalo in the 2005 MAC Tournament.





# HISTORY & RECORDS

## MAC Tournament Records

### INDIVIDUAL RECORDS (GAME)

#### POINTS

45	Ron Harper, MIA vs. BSU	3-08-85
38	Julien "Skip" Mills, BSU vs. UB	3-06-06
38	John Reimold, BGSU vs. BSU	3-07-05
37	Bonzi Wells, BSU vs. OU	3-05-96
36	Dan Majerle, CMU vs. EMU	3-06-87
36	Bonzi Wells, BSU vs. MAR	2-28-98
36	Keith McLeod, BG vs. BSU	3-08-02
35	Darian McKJinney, CMU vs. BSU	3-08-91
35	Earl Boykins, EMU vs. BSU	3-03-98
35	Duane Clemens, BSU vs. OU	3-06-00

#### REBOUNDS

20*	Dick Miller, UT vs. BG	3-02-80
18	Ron Harper, MIA vs. BSU	3-08-85
17	Steve Payne, BSU vs. KSU	3-11-93
17	J.R. Van Hoose, MAR vs. KSU	2-27-99
16	Allen Rayhorn, NIU vs. BG	3-03-81
16	Allen Rayhorn, NIU vs. WMU	3-06-81
16	John Devereaux, OU vs. UT	3-10-83
16*	Dan Palombizio, BSU vs. MIA	3-08-86
16	Steve Payne, BSU vs. UT	3-08-94
16	Wally Szczerbiak, MIA vs. WMU	2-28-98
16	Shaun Stonerook, OU vs. BSU	3-06-00
16	Leon Williams, OHIO vs. KSU	3-10-05

#### ASSISTS

15	Earl Boykins, EMU vs. UT	2-28-98
13	Tim Reiser, UT vs. BSU	3-06-81
12	David Greer, BG vs. WMU	3-06-82
11	Jay Bryant, NIU vs. BG	3-01-80
11	Tim Reiser, UT vs. WMU	3-07-81
11	Dvaid Greer, BG vs. NIU	3-05-82
11	Jay Bates, NIU vs. UB	3-10-03
11	Michael Ross, EMU vs. MAR	3-10-03
10	Walker D. Russell, WMU vs. BG	3-06-82
10	Jon Mansbury, BSU vs. MIA	3-08-83
10	David Greer, BG vs. BSU	3-10-83
10	Jamie Mercurio, MIA vs. UT	3-09-90
10	Ed Norvell, KSU vs. UA	2-28-98
10	Cornelius Jackson, MAR vs UB	3-01-00
10	Rob Mestas, MIA vs. MAR	3-06-00



*Miami's Ron Harper scored a MAC Tournament record 45 points against Ball State in 1985.*

#### FIELD GOALS MADE

17	Ron Harper, MIA vs. UT	3-07-86
16	Ron Harper, MIA vs. BSU	3-08-85
16	Eric Newsome, MIA vs. UT	3-07-86
15	Darian McKinney, CMU vs. BSU	3-08-91
14	Al Gooden, BSU vs. UT	3-06-81
14	Blake Burnham, UT vs. MIA	3-07-86
14	Grant Long, EMU vs. WMU	3-11-88
14	Bonzi Wells, BSU vs OU	3-05-96
14	Bonzi Wells, BSU vs. MAR	2-28-98
13	on eight occasions	

#### FIELD GOALS ATTEMPTED

28	Fred Cofield, EMU vs. KSU	3-10-84
26	Gary Trent, OU vs. EMU	3-10-95
25	Ron Harper, MIA vs. BSU	3-08-85
25*	Damon Frierson, MIA vs. EMU	3-04-98
25	Derrick Tarver, UA vs. BSU	3-08-04
24	Carter Briggs, CMU vs. MIA	3-10-90
24	Archie Fuller, UT vs. BSU	3-08-94
24	Duane Clemens, BSU vs. OU	3-06-00
24	Mike Williams, WMU vs. KSU	3-13-04
23	Jim Swaney, UT vs. BG	3-02-80
23	Leon McGee, WMU vs. EMU	3-11-93
23	Wally Szczerbiak, MIA vs. BSU	2-27-99
23	Steve Reynolds, WMU vs. EMU	3-04-02

#### 3-POINT GOALS MADE

10	Jason Stewart, MIA vs. MAR	3-06-00
7	Mychal Green, Ohio vs. CMU	3-06-06
7	D.J. Bosse, KSU vs. MIA	3-04-97
6	on 14 occasions	

#### 3-POINT GOALS ATTEMPTED

17	Chad Kamstra, UT vs. NIU	3-01-00
14	Jeff Majerle, CMU vs. MIA	3-10-90
14*	Jason Stewart, MIA vs. BSU	3-08-00
13	Keith McLeod, BG vs. UA	3-07-02
13	Anthony Wilkins, KSU vs. OU	3-14-03
12	Martin Samarco, BGSU vs. OU	3-07-07
12	Julien "Skip" Mills, BSU vs. UB	3-06-06
12	Ellery Morgan, EMU vs. MIA	3-08-94
12	Nate Meers, KSU vs. MIA	3-03-98
12	Jason Stewart, MIA vs. MAR	3-06-00
12	John Reimold, BGSU vs. BSU	3-07-05
11	on nine occasions	

#### FIELD GOAL PCT. (MIN. 6 MADE)

1.000	(7-7)	Greg Floyd, EMU vs. BG	2-26-80
.875	(7-8)	Eric Thomas, KSU vs. OU	3-05-00
.857	(6-7)	Tom Bracey, EMU vs. UT	3-03-81
.857	(6-7)	Shawn Thrower, NIU vs. WMU	3-06-81
.857*	(6-7)	Allen Rayhorn, NIU vs. BSU	3-07-81
.857	(6-7)	Jon Mansbury, BSU vs. MIA	3-08-83
.857	(6-7)	Daryl Miller, CMU vs. KSU	3-08-88
.857	(6-7)	Kirk Cowan, BG vs. UA	2-27-99
.857	(6-7)	M. Smallwood, NIU vs. UB	3-10-03
.778	(7-9)	David Grier, NIU vs. BG	3-03-81
.778	(7-9)	Gary Campbell, UT vs. NIU	3-06-86

#### FIELD GOAL PCT. (MIN. 8 MADE)

1.000	(8-8)	Mitch Hanks BSU vs. UT	2-28-98
.900	(9-10)	Colin Irish, BG vs. NIU	3-01-80
.900	(9-10)	John Marx, MIA vs. BSU	3-08-83
.900	(9-10)	Sammy Villegas, UT vs. CMU	3-08-04

.889	(8-9)	Kevin Warzynski, KSU vs. UT	3-11-06
.888	(8-9)	Landon Hackin, MIA vs. BG	3-05-96
.888	(8-9)	Ed Sears, OU vs. WMU	3-04-97
.818*	(9-11)	Allen Rayhorn, NIU vs. BSU	3-06-82
.818	(9-11)	Theron Wilson, EMU vs. BSU	3-11-95
.818	(9-11)	Anthony Taylor, MIA vs. KSU	3-03-98
.818	(9-11)	Jawanza Moore, UA vs. BG	2-27-99

#### FIELD GOAL PCT. (MIN. 10 MADE)

1.000	(12-12)	John Whorton, KSU vs. UA	2-28-98
1.000	(10-10)	Leonard Hayes, NIU vs. BG	3-03-81
.929	(13-14)	Gerrit Brightha, CMU vs. UT	3-08-04
.917	(11-12)	Tim Pollitz, MIA vs. UT	3-09-07
.917	(11-12)	Casey Shaw, UT vs. WMU	3-05-96
.909	(10-11)	Grant Long, EMU vs. MIA	3-05-87
.909	(10-11)	James Head, EMU vs. UA	2-28-98
.867*	(13-15)	C.C. Fullove, BSU vs. NIU	3-06-82
.833	(10-12)	Ira Newble, MIA vs. KSU	3-04-97
.833*	(10-12)	Wally Szczerbiak, MIA vs. EMU	3-08-97

#### FIELD GOAL PCT. (MIN. 20+ MADE)

.700	(14-20)	Bonzi Wells, BSU vs. MAR	2-28-98
.681	(15-22)	Darian McKinney, CMU vs. BSU	3-08-91
.650	(13-20)	Jasper McLeroy, WMU vs. BG	3-06-82
.650	(13-20)	Dan Majerle, CMU vs. EMU	3-06-87
.640	(16-25)	Ron Harper, MIA vs. BSU	3-08-85
.636	(14-22)	Grant Long, EMU vs. WMU	3-11-88
.619	(13-21)	Earl Boykins, EMU vs. BSU	3-03-98
.600*	(12-20)	Derrick Dial, EMU vs. MIA	3-08-97
.591	(13-22)	Bonzi Wells, BSU vs. OU	3-05-96
.571	(12-21)	Gary Trent, OU vs. BSU	3-11-94

#### 3-POINT FG PCT. (MIN. 4 MADE)

1.000	(5-5)	Patrick Jackson, BSU vs. NIU	3-05-01
1.000	(4-4)	James Head, EMU vs. UT	2-28-98
.857	(6-7)	Armon Gates, KSU vs. UB	3-09-06
.857	(6-7)	Matt Kramer, MIA vs. BG	3-11-93
.857	(6-7)	Landon Hackim, MIA vs. BG	3-05-96
.857	(6-7)	Billy Butts, BSU vs. OU	3-09-90
.857	(6-7)	Sammy Villegas, UT vs. CMU	3-08-04
.833	(5-6)	Jesse Bunkley, EMU vs. BSU	3-07-07
.833	(5-6)	Calvin Cage, UB vs. BSU	3-06-06
.833	(5-6)	Eli Parker, WMU vs. OU	3-10-89
.833*	(5-6)	Marcus Norris, BSU vs. EMU	3-11-95

#### FREE THROWS MADE

22	(25)	Ron Lewis, BG vs. BSU	3-10-03
15*	(17)	Dan Palombizio, BSU vs. MIA	3-08-86
15	(18)	Ron Lewis, BG vs. CMU	3-13-03
15	(17)	Danny Horace, MIA vs. BGSU	3-10-05
14	(16)	Trent Groom, KSU vs. BSU	2-26-80
14	(16)	Keith McLeod, BG vs. WMU	3-05-01
14	(17)	Gary Trent, OU vs. UT	3-11-93
14*	(15)	Alex Shorts, MIA vs. KSU	3-10-01
14	(18)	Chris Williams, BSU vs. BG	3-10-03
13	(13)	Ron Harper, MIA vs. BSU	3-08-85
13	(15)	Brandon Hunter, OU vs. UB	3-05-01
13*	(18)	Chris Kaman, CMU vs. KSU	3-15-03
13	(20)	Juby Johnson, MIA vs. BSU	3-11-04

#### FREE THROW ATTEMPTS

25	(22)	Ron Lewis, BG vs. BSU	3-10-03
20	(13)	Juby Johnson, MIA vs. BSU	3-11-04
18	(14)	Chris Williams, BSU vs. BG	3-10-03
18	(15)	Ron Lewis, BG vs. CMU	3-13-03

# HISTORY & RECORDS



## MAC Tournament Records

18* (13)	Chris Kaman, CMU vs. KSU	3-13-03
17 (15)	Dan Palombizio, BSU vs. MIA	3-08-86
17 (11)	Dan Majerle, CMU vs. KSU	3-08-88
17 (14)	Gary Trent, OU vs. UT	3-11-93
17 (11)	John Reimold, BGSU vs. MIA	3-10-05
17 (15)	Danny Horace, MIA vs. BGSU	3-10-05
16 (14)	Trent Groom, KSU vs. BSU	2-26-80
16 (8)	Bonzi Wells, BSU vs. OU	3-05-96
16 (10)	Duane Clemons, BSU vs. OU	3-06-00
16 (14)	Keith McLeod, BG vs. WMU	3-05-01

### FREE THROW PCT. (MIN. 7 MADE)

1.000 (8-8)	Shawntes Gary, WMU vs. NIU	3-07-07
1.000 (8-8)	David Kool, WMU vs. KSU	3-08-07
1.000 (8-8)	Romeo Travis, UA vs. KSU	3-09-07
1.000 (9-9)	Calvin Cage, UB vs. BSU	3-06-06
1.000 (9-9)	Joe Reitz, WMU vs. UA	3-09-06
1.000* (9-9)	Curtis Kidd, BSU vs. CMU	3-11-90
1.000 (9-9)	Reggie Adams, WMU vs. KSU	3-05-87
1.000 (8-8)	Mike Scott, KSU vs. OU	3-10-06
1.000 (8-8)	Chuck Stahl, MIA vs. BG	3-02-82
1.000 (8-8)	Ray McCallum, BSU vs. MIA	3-08-83
1.000 (8-8)	Mike Spicer, BSU vs. CMU	3-08-91
1.000 (8-8)	David Scott, MIA vs. EMU	3-12-92
1.000 (8-8)	Theron Wilson, EMU vs. BSU	3-08-96
1.000 (8-8)	Damon Frierson, MIA vs. WMU	2-28-98
1.000 (8-8)	Jose Davis, KSU vs. UA	2-28-98
1.000 (8-8)	Kirk Cowan, BG vs. UA	2-27-99
1.000 (8-8)	Jason Grunkemey MIA vs. UA	3-05-01
1.000 (8-8)	Trevor Huffman, KSU vs. BG	3-08-01
1.000 (8-8)	Keith McLeod, BG vs. BSU	3-08-02
1.000 (8-8)	Reggie Berry, WMU vs. UT	3-12-04
1.000* (8-8)	Ben Reed, WMU vs. KSU	3-13-04

### FREE THROW PCT. (MIN. 10 MADE)

1.000 (13-13)	Ron Harper, MIA vs. BSU	3-08-85
1.000 (12-12)	Donald Petties, WMU vs. BSU	3-06-86
1.000 (12-12)	Mike Mancel, CMU vs. UT	3-07-02
1.000 (11-11)	Paris McCurdy, BSU vs. OU	3-09-90
1.000* (11-11)	Jamie Matthews, BSU vs. WMU	3-13-93
1.000 (10-10)	Todd Peterson, NIU vs. UT	3-09-06
1.000 (10-10)	Jay Lehman, UT vs. EMU	3-03-81
1.000 (10-10)	Allen Rayhorn, NIU vs. WMU	3-06-81
1.000* (10-10)	Ray McCallum, BSU vs. NIU	3-07-81
1.000 (10-10)	Sander Scott, CMU vs. KSU	3-09-90
1.000 (10-10)	Dave Jamerson, OU vs. BSU	3-09-90

### STEALS

8	Bonzi Wells, BSU vs. MAR	2-28-98
7*	Dennis Whitaker, OU vs. EMU	3-12-88
7	Earl Boykins, EMU vs. BSU	3-03-98
7	Damon Frierson, MIA vs. BSU	2-27-99
6	Justin Ingram, UT vs. EMU	3-08-07
6	Grant Long, EMU vs. WMU	3-11-88
6	Jamie Matthews, BSU vs. UT	3-12-93
6*	Jamie Matthews, BSU vs. WMU	3-13-93
6	Craig Thames, UT vs. MIA	3-08-95
5	on 15 occasions	

### BLOCKED SHOTS

7*	Lonnie Jones, BSU vs. MIA	3-08-00
7	Patrick Flomo, OU vs. UT	3-08-01
6	Allen Rayhorn, NIU vs. OU	3-02-82
6	John Devereaux, OU vs. UT	3-10-83

\*indicates a championship game performance

### TEAM RECORDS (GAME)

#### POINTS

108	MIA vs. UT	3-09-90
101	OU vs. UB	3-05-01
98	EMU vs. UT	2-28-98
97	MAR vs. NIU	3-04-02
97	UT vs. UB	3-11-04
96*	MIA vs. EMU	3-08-97
96	WMU vs. MAR	3-11-04
95	UT vs. EMU	3-03-81
95	EMU vs. WMU	3-11-88
95	KSU vs. UA	2-28-98
94*	EMU vs. OU	3-12-88

#### REBOUNDS

55	WMU vs. UA	3-10-05
52	KSU vs. UT	3-11-89
52	UT vs. NIU	3-01-00
50*	OU vs. MIA	3-12-94
49	NIU vs. UT	3-01-00
49	MAR vs. BSU	3-08-01
48	EMU vs. WMU	3-11-93
48*	MIA vs. EMU	3-04-98
48	EMU vs. MAR	3-10-03
47	OU vs. BSU	3-06-00

#### ASSISTS

29	UT vs. EMU	3-03-81
28	WMU vs. BG	3-06-82
27*	MIA vs. EMU	3-08-97
26	UT vs. BSU	3-01-80
26	EMU vs. UT	2-28-98
25	NIU vs. BG	3-03-81
25	UT vs. BSU	3-06-81
24	BSU vs. UT	3-06-81
24	NIU vs. BG	3-05-82
23	MIA vs. UT	3-09-90

#### FIELD GOALS MADE

41	MIA vs. UT	3-07-86
41	EMU vs. UT	2-28-98
40	MIA vs. UT	3-09-90
40*	MIA vs. EMU	3-08-97
39	UT vs. BSU	3-01-80
38	BSU vs. MAR	2-28-98
36	BSU vs. UT	3-01-80
36	NIU vs. UT	3-06-86
36	EMU vs. WMU	3-11-88

#### FIELD GOALS ATTEMPTED

80	BGSU vs. UT	3-04-97
79*	MIA vs. EMU	3-04-98
78	UT vs. MIA	3-09-90
77	NIU vs. MAR	3-04-02
74	EMU vs. MAR	3-10-03
72	WMU vs. OU	3-08-94
72*	EMU vs. MIA	3-08-97
72	MAR vs. BSU	3-05-01
71*	OU vs. EMU	3-12-88
70*	MIA vs. OU	3-12-94
70	EMU vs. BSU	3-03-98
70	NIU vs. UT	3-01-00
70	UB vs. MAR	3-01-00

#### 3-PT. FIELD GOALS MADE

14	MIA vs. MAR	3-06-00
13	OHIO vs. CMU	3-06-06
13	BSU vs. MAR	3-05-01
12	CMU vs. UB	3-07-07
12	UA vs. WMU	3-10-05
12*	UB vs. OHIO	3-12-05
12	CMU vs. NIU	3-14-03
11	10 occasions	

#### 3-PT. FIELD GOALS ATT.

35 (11)	NIU vs. MAR	3-04-02
33 (10)	KSU vs. WMU	3-13-04
32 (6)	OHIO vs. BSU	3-06-00
30 (13)	OHIO vs. CMU	3-06-06
30 (7)	MIA vs. KSU	3-12-04
29 (11)	UA vs. OU	3-10-03
29*(12)	UB vs. OHIO	3-12-05
28 (9)	BGSU vs. OU	3-07-07
28 (12)	UA vs. WMU	3-10-05
28 (7)	KSU vs. OHIO	3-10-05
28 (7)	UT vs. NIU	3-01-00
27 (10)	MAR vs. OHIO	3-07-05
26	8 occasions	

#### FIELD GOAL PERCENTAGE

.745 (35-47)	BSU vs. OU	3-07-86
.711 (32-45)	MIA vs. BSU	3-08-83
.694 (25-36)	CMU vs. KSU	3-09-90
.684 (39-57)	UT vs. BSU	3-01-80
.678*(40-59)	MIA vs. EMU	3-08-94
.673 (35-52)	EMU vs. MIA	3-05-87
.667*(24-36)	OU vs. BG	3-12-83
.642 (34-53)	WMU vs. BG	3-06-82
.641 (25-39)	MIA vs. WMU	3-07-85
.640 (32-50)	NIU vs. BG	3-03-81

#### 3-PT. PERCENTAGE

.857 (6-7)	BSU vs. OU	3-09-90
.800 (4-5)	WMU vs. BSU	3-08-88
.750*(6-8)	BSU vs. KSU	3-12-89
.750*(6-8)	BSU vs. EMU	3-11-95
.700 (14-20)	MIA vs. OU	3-06-00
.666 (10-15)	BSU vs. NIU	3-05-01
.666 (6-9)	NIU vs. WMU	3-13-03
.666 (12-18)	CMU vs. NIU	3-14-03
.636 (7-11)	KSU vs. MIA	3-12-04
.625*(10-16)	BSU vs. CMU	3-11-90
.619 (13-21)	BSU vs. MAR	3-05-01

#### FREE THROWS MADE

37 (43)	BG vs. BSU	3-10-03
33*(41)	BSU vs. MIA	3-08-86
33 (40)	UA vs. WMU	3-04-02
33 (39)	MIA vs. BGSU	3-10-05
32*(38)	OU vs. MIA	3-09-85
32 (41)	BG vs. WMU	3-05-01
31 (45)	UA vs. KSU	2-28-98
30 (42)	BSU vs. CMU	3-08-91
30 (35)	BSU vs. BG	3-10-03
30 (45)	UT vs. UB	3-11-04

#### FREE THROW ATTEMPTS

45 (31)	UA vs. KSU	2-28-98
45 (30)	UT vs. UB	3-11-04
43 (37)	BG vs. BSU	3-10-03
42 (30)	BSU vs. CMU	3-08-91
41 (24)	UB vs. CMU	3-07-07
41 (28)	MIA vs. WMU	3-07-85
41*(33)	BSU vs. MIA	3-08-86
41 (32)	BG vs. WMU	3-05-01
41 (24)	OHIO vs. MAR	3-07-05
40 (28)	CMU vs. UB	3-07-07
40 (25)	UT vs. MIA	3-08-91
40 (33)	UA vs. WMU	3-04-02
40 (28)	BSU vs. MIA	3-12-92

#### FT PCT. (MIN. 10 ATT.)

1.000*(15-15)	BSU vs. KSU	3-12-89
.941 (16-17)	MIA vs. UA	3-05-01
.929 (13-14)	MIA vs. WMU	2-28-98
.923 (12-13)	KSU vs. MIA	3-11-84
.923 (12-13)	WMU vs. EMU	3-11-88

.923 (12-13)	MAR vs. MIA	3-06-00
.920 (23-25)	BSU vs. MIA	3-08-83
.917*(22-24)	BSU vs. WMU	3-13-93
.909 (10-11)	WMU vs. EMU	3-02-82
.909 (10-11)	MAR vs. OHIO	3-07-05
.905 (19-23)	NIU vs. WMU	3-06-81

#### STEALS

18	UT vs. CMU	3-07-02
17	UT vs. EMU	3-08-07
16	BSU vs. MAR	2-28-98
15	EMU vs. WMU	3-11-88
15	KSU vs. MAR	3-13-03
14	NIU vs. MAR	3-04-02
14	CMU vs. BG	3-13-03
14*	KSU vs. CMU	3-15-03
14*	OHIO vs. UB	3-12-05
13	BSU vs. EMU	3-07-07
13	MIA vs. BSU	3-08-85
13	UA vs. BG	3-07-02
13	NIU vs. UB	3-10-03
13	WMU vs. KSU	3-13-04

#### BLOCKED SHOTS

10	NIU vs. OU	3-02-82
9	WMU vs. EMU	3-11-93
9	OU vs. UB	3-05-01
9	OU vs. UT	3-08-01
8	UT vs. EMU	3-08-07
8	MIA vs. UA	3-10-07
8	MAR vs. UB	3-01-00
8	BGSU vs. OU	3-08-04
7	13 occasions	

#### TEAM TURNOVERS

27	BGSU vs. BSU	3-07-95
27	CMU vs. UT	3-07-02
25	EMU vs. BSU	3-07-07
25	MAR vs. EMU	2-28-98
24	BSU vs. UT	3-08-94
23	EMU vs. BG	3-09-84
23	UT vs. BG	3-04-97
22	WMU vs. BG	3-05-01
22	MAR vs. WMU	3-11-04
21	BSU vs. WMU	3-02-82
21	WMU vs. EMU	3-11-88
21	UT vs. BSU	3-05-00
21	MAR vs. KSU	3-13-03

#### LEAST TEAM TURNOVERS

2	BSU vs. MIA	3-07-02
4*	BGSU vs. OU	3-12-83
4*	BSU vs. EMU	3-11-95
4*	MIA vs. BSU	3-08-00
5	OU vs. BSU	3-07-86
5	MIA vs. CMU	3-10-90
5*	EMU vs. MIA	3-04-98
5	CMU vs. MAR	3-05-00
5	KSU vs. CMU	3-09-01
5	UB vs. NIU	3-08-04
6	BGSU vs. KSU	3-06-87
6	BSU vs. OU	3-10-89
6	MIA vs. CMU	3-08-01
6	KSU vs. OU	3-14-03

#### TEAM REBOUND MARGIN

+22 (52-30)	KSU vs. UT	3-11-89
+21 (42-21)	MIA vs. WMU	3-07-97
+20 (46-26)	UT vs. MIA	3-08-91
+19 (38-19)	KSU vs. BG	3-06-87
+19 (44-25)	OU vs. UB	3-05-01
+17 (34-17)	MIA vs. BG	3-11-93
+16 (45-29)	NIU vs. BSU	3-02-80
+16 (46-30)	EMU vs. BG	3-09-84
+16 (42-26)	OU vs. BSU	3-07-95
+16 (49-33)	MAR vs. BSU	3-08-01
+16 (44-28)	WMU vs. UT	3-12-04

\*indicates a championship game performance



# HISTORY & RECORDS

## MAC Tournament Records

### INDIVIDUAL RECORDS (TOURNAMENT)

#### POINTS

89	Earl Boykins, EMU - 1998
86	Ron Harper, MIA - 1985
85	Keith McLeod, BGSU - 2002
77	Justin Ingram, UT - 2006
76	Marcus Newbern, BGSU - 1982
76	Derrick Dial, EMU - 1998
73	Gary Trent, Ohio - 1994
73	Chris Kaman, CMU - 2003
72	Keith Triplett, UT - 2004
69	Dave Jamerson, Ohio - 1988
67	Allen Rayhorn, NIU - 1980
67	Mike Williams, WMU - 2004

#### FIELD GOALS MADE

34	Earl Boykins, EMU - 1998
31	Tim Pollitz, MIA - 2007
31	Ron Harper, MIA - 1985
29	Marcus Newbern, BGSU - 1982
29	Gary Trent, Ohio - 1994
28	Allen Rayhorn, NIU - 1980
28	Derrick Dial, EMU - 1998
26	Justin Ingram, UT - 2006
26	Mike Williams, WMU - 2004
25	Keith McLeod, BGSU - 2002
24	Leon Williams, OHIO - 2005
23	Dave Jamerson, Ohio - 1988
23	Keith Triplett, UT - 2004

#### FIELD GOAL ATTEMPTS

60	Earl Boykins, EMU - 1998
57	Marcus Newbern, BGSU - 1982
57	Bonzi Wells, BSU - 1995
56	Ron Harper, MIA - 1985
54	Gary Trent, Ohio - 1994
54	Mike Williams, WMU - 2004
52	Keith McLeod, BGSU - 2002
50	Derrick Dial, EMU - 1998
46	Allen Rayhorn, NIU - 1980
43	Dave Jamerson, Ohio - 1988
43	Keith Triplett, UT - 2004

#### FIELD GOAL PCT.

(MIN. 20 ATTEMPTS PER TOURN.)	
.826 (19/23)	John Whorton, KSU - 1998
.810 (17/21)	Mike Williams, MIA - 1992
.794 (27/34)	Ira Newble, MIA - 1997
.756 (31/41)	Tim Pollitz, MIA - 2007
.750 (18/24)	Grant Long, EMU - 1987
.750 (18/24)	John Rhodes, Ohio - 1988
.727 (16-22)	Shawn Thrower, NIU - 1981
.719 (23/32)	Wally Szczerbiak, MIA - 1997
.710 (22/31)	Allen Rayhorn, NIU - 1982
.710 (22/31)	Casey Shaw, UT - 1996
.706 (24/34)	Leon Williams, Ohio - 2005
.697 (23/33)	Dan Majerle, CMU - 1987

#### 3- POINT FIELD GOALS MADE

21	Jason Stewart, MIA - 2000
15	Billy Butts, BSU - 1990
14	Derrick Dials, EMU - 1998
13	Mychal Green, Ohio - 2006
12	Anthony Wilkins, KSU - 2003
11	Armon Gates, KSU - 2006
11	Sam Brown, UT - 1993
11	J.R. Wallace, CMU - 2003
10	Billy Butts, BSU - 1989
10	Sammy Villegas, UT - 2004
9	John Reimold, BG - 2005
8	Several individuals tied

#### 3-PT. FIELD GOALS ATTEMPTED

42	Jason Stewart, MIA - 2000
29	Keith McLeod, BGSU - 2002
24	Derrick Dial, EMU - 1998
24	Chad Kamstra, UT - 2000
23	Darrick Brooks, WMU - 1993
23	Brian Tolbert, EMU - 1995
23	Anthony Wilkins, KSU - 2003
23	Sammy Villegas, UT - 2004
22	Earl Boykins, EMU - 1998
22	Ronald Blackshear, MAR - 2002

#### 3-PT. FIELD GOAL PCT.

.789 (15/19)	Billy Butts, BSU - 1990
.733 (11/15)	Armon Gates, KSU - 2006
.727 (8/11)	Patrick Jackson, BSU - 2001
.700 (7/10)	D.J. Bosse, KSU - 1997
.700 (7/10)	T.J. Meerman, CMU - 2003
.684 (13/19)	Mychal Green, Ohio - 2006
.666 (8/12)	Landon Hackim, MIA-1995
.636 (7/11)	Matt Kramer, MIA-1993
.615 (8/13)	Landon Hackim, MIA-1996
.609 (14/23)	Derrick Dial, EMU-1999
.600 (6/10)	Mark Brown, WMU-1988

#### FREE THROWS MADE

37	Ron Lewis, BGSU - 2003
33	Chris Kaman, CMU - 2003
25	Dan Palombizio, BSU - 1986
25	Keith McLeod, BGSU - 2002
24	Ron Harper, MIA - 1985
24	Keith McLeod, BGSU - 2001
23	Brandon Hunter, Ohio - 2001
23	Alex Shorts, MIA, - 2001
23	Rashon Brown, UA - 2002

#### FREE THROWS ATTEMPTED

46	Chris Kaman, CMU - 2003
43	Ron Lewis, BGSU - 2003
32	Brandon Hunter, Ohio - 2001
32	Keith McLeod, BGSU - 2002
30	Dan Palombizio, BSU - 1986
29	Ron Harper, MIA - 1985
29	Dan Majerle, CMU - 1989
29	Keith McLeod, BGSU - 2001
28	John Reimold, BGSU - 2005
27	Shaun Stonerook, Ohio - 2000
26	Alex Shorts, MIA - 2001

#### FREE THROW PCT.

(MIN. 15 ATTEMPTS)	
1.000(15-15)	Dave Jamerson, Ohio - 1988
1.000(15-15)	Jamie Matthews, BSU-1993
.944 (17-18)	David Kool, WMU-2007
.941 (16-17)	Justin Ingram, UT - 2006
.941 (16-17)	Ray McCallum, BSU -1981
.933 (14-15)	Josh Almanson, BG - 2005
.913 (21-23)	Trevor Huffman, KSU-2001
.909 (20-22)	Danny Horace, MIA - 2005
.895 (17-19)	Anthony Taylor, MIA - 2000
.889 (16-18)	Kevin Warzynski, KSU - 2006
.885 (23-26)	Alex Shorts, MIA - 2001
.885 (23-26)	Rashon Brown, UA - 2002
.875 (14-16)	Trent Groom, KSU 1980
.875 (21-24)	Paris McCurdy, BSU-1990
.875 (14-16)	Theron Wilsion, EMU 1996

#### REBOUNDS

45	Leon Williams, Ohio - 2005
41	Chris Kaman, CMU - 2003
39	Devon Davis, MIA - 1997
38	Allen Rayhorn, NIU - 1981
36	John Devereaux, Ohio - 1983
36	Shaun Stonerook, Ohio - 2000
34	Wally Szczerbiak, MIA - 1998
34	Steve Payne, BSU - 1993
33	Dick Miller, UT - 1980
33	Dan Palombizio, BSU - 1986
31	Anthony Kann, WMU - 2004

#### ASSISTS

33	Tim Reiser, UT - 1981
29	Earl Boykins, EMU - 1998
28	David Greer, BGSU - 1982
23	Cornelius Jackson, MAR - 2000
21	Jay Bryant, NIU - 1980
19	Jay Bates, NIU - 2003
17	Kashif Payne, UT - 2006
17	Antonio Chatman, Ohio - 2006
16	Tim Dillon, NIU - 1982
16	John Mansbury, BSU - 1983
16	Jamie Mercurio, MIA - 1990
16	Rob Mestas, MIA - 2000
16	DeAndre Haynes, KSU - 2004

#### STEALS

14	Dennis Whitaker, Ohio - 1988
13	Jamie Matthews, BSU - 1993
12	Craig Thames, UT - 1996
11	Grant Long, EMU - 1988
11	Duane Clemons, BSU - 2000
11	Sonny Troutman, Ohio - 2005
11	Daniel Gilbert, UB - 2005
10	Bonzi Wells, BSU - 1998
10	Earl Boykins, EMU - 1998
9	Justin Ingram, UT - 2006
9	Ron Harper, MIA - 1986
9	Damon frierson, MIA - 1999
9	Jay Bates, NIU - 2003
9	Anthony Kann, WMU - 2004

#### BLOCKS

15	Patrick Flomo, Ohio - 2001
13	Lonnie Jones, BSU - 2000
12	Chris Kaman, CMU - 2003
11	Allen Rayhorn, NIU - 1982

### TEAM RECORDS (TOURNAMENT)

#### POINTS

312	UB	2005
298	UT	2006
283	EMU	1998
277	Ohio	2005
267	BSU	1986
265	UT	2004
260	WMU	2004
257	MIA	2001
255	Ohio	1994
255	MIA	1997

#### FIELD GOALS MADE

111	UB	2005
107	UT	2006
110	EMU	1998
100	Toledo	1981
98	Miami	1997
96	Ohio	1994
93	Ball State	1981
92	Ball State	1986
90	BSU	1980
89	Ohio	2005
89	Miami	2001
89	WMU	2004

#### FIELD GOALS ATTEMPTED

241	UB	2005
216	UT	2006
205	EMU	1998
205	Miami	2000
202	Ohio	2005
194	WMU	2004
193	Ball State	1980
186	Ohio	1994
183	Miami	2001
182	Toledo	1981
182	Ball State	1981

#### FIELD GOAL PERCENTAGE

.609	MIA, (98/161)	1997
.594	BSU, (92/155)	1986
.587	EMU, (64/109)	1987
.558	UT, (86/154)	1996
.556	Ohio, (74/133)	1983
.549	UT, (100/182)	1981
.543	MIA, (70/129)	2007
.542	Miami, (83/153)	1985
.538	BSU, (63/117)	1983
.537	NIU, (88/164)	1981
.537	EMU, (110/205)	1998

# HISTORY & RECORDS



## MAC Tournament Records

### 3-POINT SHOTS MADE

37	MIA	2000
31	UB	2005
29	Ohio	2006
29	UT	2006
28	EMU	1998
28	CMU	2003
27	BSU	2001
25	KSU	2004
24	KSU	2003
22	Ohio	2003

### 3-POINT SHOTS ATTEMPTED

89	MIA	2000
89	UB	2005
86	UT	2006
70	Ohio	2005
68	Ohio	2006
62	EMU	1998
61	KSU	2004
59	CMU	2003
58	KSU	2003
56	MIA	1994

### 3-POINT PERCENTAGE

(.667)	20/30	BSU	1990
(.632)	12/19	WMU	1988
(.553)	8/15	UB	2002
(.551)	27/49	BSU	2001
(.545)	6/11	UB	2007
(.545)	18/33	BGSU	2003
(.519)	14/27	BSU	1989
(.516)	16/31	EMU	1989
(.500)	15/30	KSU	1989
(.500)	8/16	BSU	1997

### FREE THROWS MADE

83	BSU	1986
81	Ohio	2005
74	CMU	2003
74	WMU	2004
67	Miami	1985
66	BSU	1990
66	UT	2004
65	BSU	1993
60	Ohio	2001
59	KSU	2006
59	UB	2005

### FREE THROWS ATTEMPTED

114	Ohio	2005
112	BSU	1986
97	CMU	2003
94	UT	2004
90	Miami	1985
88	WMU	2004
85	Ohio	1983
84	Ohio	2000
84	Ohio	2001
82	Kent State	1984
82	BSU	1990

### FREE THROW PERCENTAGE

.903	BSU	(28/31)	1983
.895	EMU	(17/19)	1987
.880	EMU	(22/25)	1992
.838	BSU	(57/68)	1981
.841	WMU	(74-88)	2004
.833	BSU	(65/78)	1993
.830	MAR	(44/53)	2003
.830	MIA	(39/47)	2005
.818	UB	(45/55)	2006
.818	WMU	(45/55)	2007

### REBOUNDS

148	UB	2005
131	MIA	2000
130	Ohio	2005
123	WMU	2004
122	Ohio	1994
122	MIA	2001
121	UT	2006
121	MIA	1998
120	EMU	1998
117	Ohio	2001

### WIDEST MARGIN OF VICTORY


45	KSU (88), UT (43)	1989
36	UT (89), EMU (53)	2002
34	WMU (96), MAR (62)	2004
32	BSU (89), NIU (57)	2001
31	Ohio (87), WMU (56)	1994
30	MIA (90), EMU (6)	1994
29	Ohio (82), CMU (53)	2006
29	UA (82), CMU (53)	2007
28	MIA (108), UT (80)	1990
28	MIA (77), KSU (49)	1995
28	MIA (81), BG (53)	1996

### MOST POINTS - FIRST HALF

51	MIA vs UT	3-09-90
51	UT vs. CMU	3-08-04
51	CMU vs UT	3-08-04
49	OU vs UB	3-05-01
48	CMU vs NIU	3-13-03
47	MIA vs EMU	3-08-97
47	UT vs UB	3-11-04
46	MAR vs EMU	3-08-04
45	EMU vs WMU	3-11-88
44	EMU vs UT	2-28-98
44	UB vs UT	3-11-04

### MOST POINTS - SECOND HALF

58	WMU vs MAR	3-11-04
57	Miami vs Toledo	3-9-90
55	EMU vs Ohio	3-12-88
55	MAR vs NIU	3-4-02
54	EMU vs UT	2-28-98
53	KSU vs UA	2-28-98
52	Ohio vs UB	3-5-01
51	BG vs UT	3-4-97
50	EMU vs WMU	3-11-88
50	UT vs UB	3-11-04



EMU's Earl Boykins holds the record for most points scored in a tournament (89) and also holds the record for field goals made (34) and attempted (60).





# HISTORY & RECORDS

## MAC Postseason History

### OVERALL POST SEASON RECORDS

(Excluding MAC Tournament)

TEAM*	APP	W	L	PCT
Akron	1	1	1	.500
Ball State	11	6	11	.353
Buffalo	1	1	1	.500
Bowling Green	11	2	13	.133
Central Michigan	5	3	5	.375
Cincinnati*	1	0	1	.000
Eastern Michigan	5	3	5	.375
Kent State	11	6	11	.353
Marshall*	3	2	4	.333
Miami	23	8	25	.242
Northern Illinois*	1	0	1	.000
Ohio	13	6	15	.286
Toledo	8	3	9	.250
Western Michigan	6	4	6	.400
TOTAL	—	44	105	.295

\*Only includes appearances as member of MAC

### MAC TOURNAMENT RECORDS

TEAM (APPEARANCES)	W	L	PCT.
Akron (9)	5	10	.333
Ball State (25)	35	20	.636
Bowling Green (24)	16	25	.390
Buffalo (8)	5	8	.385
Central Michigan (14)	11	13	.458
Eastern Michigan (25)	20	22	.476
Kent State (24)	26	21	.553
*Marshall (8)	5	8	.385
Miami (25)	33	22	.600
Northern Illinois (12)	8	12	.400
Ohio (25)	27	22	.551
Toledo (24)	22	22	.500
Western Michigan (21)	13	21	.382

\*No longer in the MAC

### MAC TOURNAMENT TITLES

Ball State - 7 — 1981, 1986, 1989, 1990, 1993, 1995, 2000

Kent State - 4 — 1999, 2001, 2002, 2006

Ohio - 4 — 1983, 1985, 1994, 2005

Eastern Michigan - 4 — 1988, 1991, 1996, 1998

Miami - 4 — 1984, 1992, 1997, 2007

Central Michigan - 2 — 1987, 2003

Northern Illinois - 1 — 1982

Toledo - 1 — 1980

Western Michigan - 1 — 2004

### NCAA TOURNAMENT RECORDS

TEAM (YEARS PARTICIPATED)	APP	W	L	PCT
Ball State (1981-86-89-90-93-95-00)	7	3	7	.300
Bowling Green (1959-62-63-68)	4	1	5	.167
Central Michigan (1975-77-87-03)	4	3	4	.429
Eastern Michigan (1988-91-96-98)	4	3	4	.429
Kent State (1999-01-02-06)	4	4	4	.500
Marshall (1956)*	1	0	1	.000
Miami (1953-55-57-58-66-69-71-73 -78-84-85-86-92-95-97-99-07)	17	6	19	.240
Northern Illinois (1982)*	1	0	1	.000
Ohio (1960-61-64-65-70-72 -74-83-85-94-05)	11	4	12	.250
Toledo (1954-67-79-80)	4	1	4	.200
Western Michigan (1976-98-04)	3	2	3	.400
TOTALS	60	27	63	.300

\*Only includes appearances as member of MAC

### NIT TOURNAMENT RECORDS

TEAM (YEARS PARTICIPATED)	APP	W	L	PCT
Akron (2006)	1	1	1	.500
Ball State (1991-92-98-02)	4	3	4	.429
Bowling Green (1954-80-83- 90-91-97-00-02)	8	1	8	.111
Buffalo (2005)	1	1	1	.500
Central Michigan (1979)	1	0	1	.000
Cincinnati (1951)*	1	0	1	.000
Eastern Michigan (1995)	1	0	1	.000
Kent State (1985-89-90-00-03-04-05)	7	2	7	.222
Marshall (1967-68)*	2	2	3	.400
Miami (1970-93-94-96-05-06)	6	2	6	.250
Ohio (1969-86-95)	3	2	3	.400
Toledo (1981-99-01-04-07)	5	2	5	.286
Western Michigan (1992-03-05)	3	2	3	.400
TOTAL	42	18	43	.295

\*Only includes appearances as member of MAC

*Ohio won the 1993 Preseason NIT, the only MAC team in history to capture the event. The Bobcats defeated Ohio State (78-67) in Columbus, Virginia (94-83) in Charlottesville, and both George Washington (82-76) and New Mexico State, 84-80 in overtime, at Madison Square Garden. The four wins propelled Ohio to a No. 14 national ranking and helped fuel the national prominence of forward Gary Trent, who declared early for the NBA Draft at the end of the season. Trent was named Tournament MVP for his 103 points in four games, an average of 25.8 ppg. He peaked with 33 points in the title game vs. the Aggies.*

# HISTORY & RECORDS



## NCAA Tournament History

<b>2007</b>	
Spokane, Wash.	#3 Oregon 58 , #14 MIAMI 56
<b>2006</b>	
Detroit, Mich.	#5 Pittsburgh 79 , #12 KENT STATE 64
<b>2005</b>	
Nashville, Tenn.	#4 Florida 67 , #13 OHIO 62
<b>2004</b>	
Orlando, Fla.	#6 Vanderbilt 71, #11 WESTERN MICHIGAN 58
<b>2003</b>	
Salt Lake City, Utah	#11 CENTRAL MICHIGAN 79, #6 Creighton 73
Salt Lake City, Utah	#3 Duke 86, #11 CENTRAL MICHIGAN 60
<b>2002</b>	
Greenville, S.C.	#10 KENT STATE 69, #7 Oklahoma State 61
Greenville, S.C.	#10 KENT STATE 71, #2 Alabama 58
Lexington, Ky.	#10 KENT STATE 78, #3 Pittsburgh 73 - ot
Lexington, Ky.	#5 Indiana 81, #10 KENT STATE 69
<b>2001</b>	
San Diego, Calif.	#13 KENT STATE 77, #4 Indiana 73
San Diego, Calif.	#5 Cincinnati 66, #13 KENT STATE 43
<b>2000</b>	
Minneapolis, Minn.	#6 UCLA 65, #11 BALL STATE, 57
<b>1999</b>	
St. Louis, Mo.	#3 Kentucky 58, #10 MIAMI 43
New Orleans, La.	#10 MIAMI 66, #2 Utah 58
New Orleans, La.	#10 MIAMI 59, #7 Washington 58
Boston, Mass.	#6 Temple 61, #11 KENT STATE 54
<b>1998</b>	
Chicago, Ill.	#11 WESTERN MICHIGAN 75, #6 Clemson 72
Chicago, Ill.	#3 Stanford 83, #11 WESTERN MICHIGAN 65
Hartford, Conn.	#4 Michigan State 83, #13 EASTERN MICHIGAN 71
<b>1997</b>	
Kansas City, Mo.	#4 Clemson 68, #13 MIAMI 56
<b>1996</b>	
Indianapolis, Ind.	#9 EASTERN MICHIGAN 75, #8 Duke 63
Indianapolis, Ind.	#1 Connecticut 95, #9 EASTERN MICHIGAN 81
<b>1995</b>	
Dayton, Ohio	#12 MIAMI 71, #5 Arizona 62
Dayton, Ohio	#4 Virginia 60, #12 MIAMI 54 (ot)
Memphis, Tenn.	#5 Arizona St. 81, #12 BALL STATE 66
<b>1994</b>	
Landover, Md.	#5 Indiana 84, #12 OHIO 72
<b>1993</b>	
Rosemont, Ill.	#2 Kansas 94, #15 BALL STATE 72
<b>1992</b>	
Cincinnati, Ohio	#4 North Carolina 68, #13 MIAMI 63

<b>1991</b>	
Sycacuse, N.Y.	#12 EASTERN MICHIGAN 76, #5 Mississippi St. 56
Syracuse, N.Y.	#12 EASTERN MICHIGAN 71, #13 Penn State 68(OT)
East Rutherford, N.J.	#1 North Carolina 93, #12 EASTERN MICHIGAN 67
<b>1990</b>	
Salt Lake City, Utah	#12 BALL STATE 54, #5 Oregon State 53
Salt Lake City, Utah	#12 BALL STATE 62, #4 Louisville 60
Oakland, Calif.	#1 UNLV 69, #12 BALL STATE 67
<b>1989</b>	
Indianapolis, Ind.	#9 BALL STATE 68, #8 Pittsburgh 64
Indianapolis, Ind.	#1 Illinois 72, #9 BALL STATE 60
<b>1988</b>	
Lincoln, Neb.	#2 Pittsburgh 108, #15 EASTERN MICHIGAN 90
<b>1987</b>	
Salt Lake City, Utah	#4 UCLA 92, #13 CENTRAL MICHIGAN 73
<b>1986</b>	
Baton Rouge, La.	#3 Memphis State 95, #14 BALL STATE 63
Minneapolis, Minn.	#7 Iowa State 81, #10 MIAMI 79 (OT)
<b>1985</b>	
Notre Dame, Ind.	#3 Kansas 49, #14 OHIO 38
Dayton, Ohio	#5 Maryland 69, #12 MIAMI 68 (OT)
<b>1984</b>	
Pulman, Wash.	#9 SMU 83, #8 MIAMI 69
<b>1983</b>	
Tampa, Fla.	#11 OHIO 51, #6 Illinois State 49
Tampa, Fla.	#3 Kentucky 57, #11 OHIO 40



*Dan Majerle led Central Michigan to an NCAA berth in 1987. CMU fell to UCLA, 73-92*



# HISTORY & RECORDS

## NCAA Tournament History

<b>1982</b>	
Dallas, Texas	#5 Kansas State 77, #12 <b>NORTHERN ILLINOIS 68</b>
<b>1981</b>	
Tuscaloosa, Ala.	#5 Boston College 93, #12 <b>BALL STATE 90</b>
<b>1980</b>	
Bowling Green, Ky.	#8 Florida State 94, #9 <b>TOLEDO 91</b>
<b>1979</b>	
Bloomington, Ind.	#5 <b>TOLEDO 74</b> , #4 Iowa 72
Indianapolis, Ind.	#1 Notre Dame 79, #5 <b>TOLEDO 71</b>
<b>1978</b>	
Indianapolis, Ind.	<b>MIAMI 84</b> , Marquette 81 (OT)
Dayton, Ohio	Kentucky 91, <b>MIAMI 69</b>
<b>1977</b>	
Bloomington, Ind.	UNC-Charlotte 91, <b>CENTRAL MICHIGAN 85 (OT)</b>
<b>1976</b>	
South Bend, Ind.	<b>WESTERN MICHIGAN 77</b> , VA Tech 67 (OT)
Baton Rouge, La.	Marquette 62, <b>WESTERN MICHIGAN 57</b>
<b>1975</b>	
Tuscaloosa, Ala.	<b>CENTRAL MICHIGAN 77</b> , Georgetown 75
Dayton, Ohio	Kentucky 90, <b>CENTRAL MICHIGAN 73</b>
Dayton, Ohio	<b>CENTRAL MICHIGAN 88</b> , Oregon St. 87*
Terre Haute, Ind.	Marquette 85, <b>OHIO 59</b>
<b>1974</b>	
Terre Haute, Ind.	Marquette 85, <b>OHIO 59</b>
<b>1973</b>	
Dayton, Ohio	Marquette 77, <b>MIAMI 62</b>
<b>1972</b>	
Knoxville, Tenn.	Marquette 73, <b>OHIO 49</b>
<b>1971</b>	
South Bend, Ind.	Marquette 62, <b>MIAMI 47</b>
<b>1970</b>	
Dayton, Ohio	Notre Dame 112, <b>OHIO 82</b>
<b>1969</b>	
Carbondale, Ill.	<b>MIAMI 63</b> , Notre Dame 60
Madison, Wis.	Purdue 91, <b>MIAMI 71</b>
Madison, Wis.	Kentucky 72, <b>MIAMI 71*</b>
<b>1968</b>	
Kent, Ohio	Marquette 72, <b>BOWLING GREEN 71</b>
<b>1967</b>	
Lexington, Ky.	Virginia Tech 82, <b>TOLEDO 76</b>

<b>1966</b>	
Kent, Ohio	Dayton 58, <b>MIAMI 51</b>
<b>1965</b>	
Bowling Green, Ky.	Dayton 66, <b>OHIO 65</b>
<b>1964</b>	
Evanston, Ill.	<b>OHIO 71</b> , Louisville 69
Minneapolis, Minn.	<b>OHIO 85</b> , Kentucky 69
Minneapolis, Minn.	Michigan 69, <b>OHIO 57+</b>
<b>1963</b>	
Evanston, Ill.	<b>BOWLING GREEN 77</b> , Notre Dame 72
East Lansing, Mich.	Illinois 71, <b>BOWLING GREEN 68</b>
East Lansing, Mich.	Miss. St. 65, <b>BOWLING GREEN 60*</b>
<b>1962</b>	
Lexington, Ky.	Butler 56, <b>BOWLING GREEN 55</b>
<b>1961</b>	
Louisville, Ky.	Louisville 76, <b>OHIO 70</b>
<b>1960</b>	
Lexington, Ky.	<b>OHIO 74</b> , Notre Dame 66
Louisville, Ky.	Georgia Tech 57, <b>OHIO 54</b>
Louisville, Ky.	Western Kentucky 97, <b>OHIO 87*</b>
<b>1959</b>	
Lexington, Ky.	Marquette 89, <b>BOWLING GREEN 71</b>
<b>1958</b>	
Evanston, Ill.	<b>MIAMI 82</b> , Pittsburgh 77
Lexington, Ky.	Kentucky 94, <b>MIAMI 70</b>
Lexington, Ky.	Indiana 98, <b>MIAMI 91*</b>
<b>1957</b>	
Columbus, Ohio	Notre Dame 89, <b>MIAMI 77</b>
<b>1956</b>	
Fort Wayne, Ind.	Morehead St. 107, <b>MARSHALL 92</b>
<b>1955</b>	
Lexington, Ky.	Marquette 90, <b>MIAMI 79</b>
<b>1954</b>	
Fort Wayne, Ind.	Penn State 62, <b>TOLEDO 50</b>
<b>1953</b>	
Fort Wayne, Ind.	DePaul 74, <b>MIAMI 72</b>

+Regional championship game; \*Regional consolation game

# HISTORY & RECORDS



## National Invitational Tournament History

YEAR	ROUND	SCORE
2007	First	<b>FLORIDA STATE 77</b> , at Toledo 61
2006	First	<b>AKRON 80</b> , at Temple 73 at Butler 53, <b>MIAMI 52</b>
	Second	at Creighton 71, <b>AKRON 60</b>
2005	First	<b>WESTERN MICHIGAN 54</b> , at Marquette 40 TCU 60, at <b>MIAMI 58</b> at <b>BUFFALO 81</b> , Drexel 76 (OT) at Western Kentucky 88, <b>KENT STATE 80 (OT)</b>
	Second	at St. Joseph's 55, <b>BUFFALO 50</b> TCU 78, at <b>WESTERN MICHIGAN 76 (OT)</b>
2004	First	at Marquette 87, <b>TOLEDO 72</b> West Virginia 65, at <b>KENT STATE 54</b>
2003	First	at <b>WMU 63</b> , Illinois-Chicago 62 College of Charleston 71, at <b>KENT STATE 66</b>
	Second	at Siena 68, <b>WMU 62</b>
2002	First	at <b>BALL STATE 98</b> , South Florida 92 at Butler 81, <b>BOWLING GREEN 69</b>
	Second	<b>BALL STATE 76</b> , at St. Joseph's 54
	Third	<b>BALL STATE 75</b> , at LSU 65
	Quarterfinals	at South Carolina 82, <b>BALL STATE 47</b>
2001	First	at <b>TOLEDO 76</b> , South Alabama 67
	Second	at Alabama 79, <b>TOLEDO 69</b>
2000	First	at <b>KENT STATE 73</b> , Rutgers 62
	First	at BYU 81, <b>BOWLING GREEN 54</b>
	Second	<b>KENT STATE 81</b> , at Villanova 67
	Third	at Penn State 81, <b>KENT STATE 74</b>
1999	First	Xavier 86, at <b>TOLEDO 84</b>
1998	First	at Memphis 90, <b>BALL STATE 67</b>
1997	First	at West Virginia 98, <b>BOWLING GREEN 95</b>
1996	First	at Fresno State 58, <b>MIAMI 57</b>
1995	First	at <b>OHIO 83</b> , George Washington 71
	Second	at Iowa 66, <b>OHIO 62</b>
	First	at Bradley 86, <b>EASTERN MICHIGAN 85 (2 OT)</b>
1994	First	at Xavier 80, <b>MIAMI 68</b>
1993	First	<b>MIAMI 56</b> , at Ohio State 53
	Second	at <b>MIAMI 60</b> , Old Dominion 58
	Quarterfinals	at Georgetown 66, <b>MIAMI 53</b>
1992	First	at Notre Dame 63, <b>WESTERN MICHIGAN 56</b>
	First	at Utah 72, <b>BALL STATE 57</b>
1991	First	at Wisconsin 87, <b>BOWLING GREEN 79 (OT)</b>
	First	at Cincinnati 82, <b>BALL STATE 55</b>
1990	First	at St. Louis 85, <b>KENT STATE 74</b>
	First	at Cincinnati 75, <b>BOWLING GREEN 60</b>
1989	First	Michigan State 83, <b>KENT STATE 69 (at Detroit)</b>
1986	First	Ohio State 65, at <b>OHIO 62</b>

YEAR	ROUND	SCORE
1985	First	at Cincinnati 77, <b>KENT STATE 61</b>
1983	First	Michigan State 72, <b>BOWLING GREEN 71</b>
1981	First	at <b>TOLEDO 91</b> , American 83
	Second	at Michigan 80, <b>TOLEDO 68</b>
1980	First	at Minnesota 64, <b>BOWLING GREEN 50</b>
1979	First	at Purdue 97, <b>CENTRAL MICHIGAN 80</b>
1970	First	at St. John's 70, <b>MIAMI 57</b>
1969	First	<b>OHIO 82</b> , West Texas State 80
	Quarterfinals	Tennessee 75, <b>OHIO 64</b>
1968	First	St. Peter's 102, <b>MARSHALL 93 (2 OT)</b>
1967	First	<b>MARSHALL 70</b> , Villanova 68 (OT)
	Quarterfinals	<b>MARSHALL 119</b> , Nebraska 88
	Semifinals	Marquette 83, <b>MARSHALL 78</b>
	Consolation	Rutgers 93, <b>MARSHALL 76</b>
1954	First	* <b>BOWLING GREEN 88</b> , Wichita State 84
	Quarterfinals	*W. Kentucky 95, <b>BOWLING GREEN 81</b>
1951	First	*St. Bonaventure 70, <b>CINCINNATI, 67 (2OT)</b>

The following appearances by Bowling Green were prior to its joining the Mid-American Conference in 1954.

1949	First	* <b>BOWLING GREEN 77</b> , St. John's 64
	Quarterfinals	* <b>BOWLING GREEN 80</b> , St. Louis 74
	Semifinals	*San Francisco 49, <b>BOWLING GREEN 39</b>
	Consolation	* <b>BOWLING GREEN 82</b> , Bradley 77
1948	First	*St. Louis 69, <b>BOWLING GREEN 53</b>

The following are appearances by current MAC members prior to the formation of the Mid-American Conference

1946	First	*Rhode Island 82, <b>BOWLING GREEN 79 (OT)</b>
1945	First	* <b>BOWLING GREEN 60</b> , Rensselaer Poly 45
	Semifinals	* <b>BOWLING GREEN 57</b> , St. John's 44
	Championship	*DePaul 71, <b>BOWLING GREEN 54</b>
1944	First	*St. John's 44, <b>BOWLING GREEN 40</b>
1943	First	* <b>TOLEDO 54</b> , Manhattan 47
	Semifinals	* <b>TOLEDO 46</b> , Washington & Jefferson 39
	Championship	*St. John's 48, <b>TOLEDO 27</b>
1942	First	* <b>TOLEDO 82</b> , Rhode Island 71
	Semifinals	*West Virginia 51, <b>TOLEDO 39</b>
	Consolation	*Creighton 48, <b>TOLEDO 46</b>
1941	First	* <b>OHIO 55</b> , Duquesne 40
	Semifinals	* <b>OHIO 45</b> , CCNY 43
	Championship	*Long Island 56, <b>OHIO 42</b>

\* at Madison Square Garden

(NOTE: The appearances listed by Marshall in 1967 and 1968 and by Cincinnati in 1951 were their only appearances in the NIT as representatives of the Mid-American Conference and do not necessarily reflect their overall records in the NIT.)





# HISTORY & RECORDS

## Postseason History (By school)

### AKRON

Prior to joining the MAC in 1992

#### NCAA (0-1)

Year	Opponent	Results	Site
1986	Michigan	L, 70-64	Minneapolis, Minn.

#### NIT (1-3)

Year	Opponent	Results	Site
1987	Illinois State	L, 79-72	Normal, Illinois
1989	Ohio State	L, 81-70	Columbus, Ohio
2006	Temple	W, 80-73	Philadelphia, Pa.
2006	Creighton	L, 60-71	Omaha, Neb.

### BALL STATE

#### NCAA (3-7)

Year	Opponent	Results	Site
1981	Boston College	L, 93, 90	Tuscaloosa, Ala.
1986	Memphis State	L, 95-63	Baton Rouge, La.
1989	Illinois	L, 72-60	Indianapolis, Ind.
1989	Pittsburgh	W, 68-64	Indianapolis, Ind.
1990	UNLV	L, 69-67	Oakland, Calif.
1990	Louisville	W, 62-60	Salt Lake City, Utah
1990	Oregon St.	W, 54-53	Salt Lake City, Utah
1993	Kansas	L, 94-72	Chicago, Ill.
1995	Arizona St.	L, 81-66	Memphis, Tenn.
2000	UCLA	L, 57-65	Minneapolis, Minn.

#### NIT (3-4)

Year	Opponent	Results	Site
1991	Cincinnati	L, 82-55	Cincinnati, Ohio
1992	Utah	L, 72-57	Salt Lake City, Utah
1998	Memphis	L, 90-67	Memphis, Tenn.
2002	South Florida	W, 98-92	Muncie, Ind.
2002	St. Joseph's	W, 76-54	Philadelphia, Pa.
2002	LSU	W, 75-65	Baton Rouge, La.
2002	South Carolina	L, 47-82	Columbia, S.C.

### BOWLING GREEN

#### NCAA (1-5)

Year	Opponent	Result	Site
1959	Marquette	L, 89-71	Lexington, Ky.
1962	Butler	L, 56-55	Lexington, Ky.
1963	Notre Dame	W, 77-72	Lexington, Ky.
1963	Illinois	L, 71-68	East Lansing, Mich.
1963	Miss. St.	L, 65-60	East Lansing, Mich.
1968	Marquette	L, 72-71	Kent, Ohio

#### NIT (1-8 MAC, 6-13 overall)

Year	Opponent	Results	Site
------	----------	---------	------

Prior to joining the MAC (5-5)

1944	St. John's	L, 44-40	New York, N.Y.
1945	Rensselaer Poly	W, 60-45	New York, N.Y.
1945	St. John's	W, 57-44	New York, N.Y.
1945	De Paul	L, 71-54	New York, N.Y.
1946	Rhode Island	L, 82-79 OT	New York, N.Y.
1948	St. Louis	L, 69-53	New York, N.Y.
1949	San Francisco	L, 49-34	New York, N.Y.
1949	Bradley	W, 82-77	New York, N.Y.
1949	St. John's	W, 77-64	New York, N.Y.
1949	St. Louis	W, 80-74	New York, N.Y.

As a MAC member (1-8)

1954	Wichita State	W, 88-84	New York, N.Y.
1954	Western Kentucky	L, 95-81	New York, N.Y.
1980	Minnesota	L, 64-50	Bowling Green, Ohio
1983	Michigan St.	L, 72-71	Lansing, Mich.
1990	Cincinnati	L, 75-60	Cincinnati, Ohio
1991	Wisconsin	L, 87-79 OT	Madison, Wis.
1997	West Virginia	L, 98-95	Morgantown, W.Va.
2000	Brigham Young	L, 54-81	Provo, Utah
2002	Butler	L, 69-81	Indianapolis, Ind.

### BUFFALO

#### NCAA (0-0)

Year	Opponent	Results	Site
------	----------	---------	------

#### NIT (1-1)

Year	Opponent	Results	Site
2005	Drexel	W, 81-76 (OT)	Buffalo, N.Y.
2005	St. Joseph's	L, 50-55	Philadelphia, Pa.

### CENTRAL MICHIGAN

#### NCAA (3-4)

Year	Opponent	Results	Site
1975	Georgetown	W, 77-75	Tuscaloosa, Ala.
1975	Kentucky	L, 90-73	Dayton, Ohio
1975	Oregon St.	W, 88-87	Dayton, Ohio
1977	UNC Charlotte	L, 91-85	Bloomington, Ind.
1987	UCLA	L, 92-73	Salt Lake City, Utah
2003	Creighton	W, 79-73	Salt Lake City, Utah
2003	Duke	L, 86-60	Salt Lake City, Utah

#### NIT (0-1)

Year	Opponent	Results	Site
1979	Purdue	L, 97-80	West Lafayette, Ind.

### EASTERN MICHIGAN

#### NCAA (3-4)

Year	Opponent	Results	Site
1988	Pittsburg	L, 103-90	Lincoln, Neb.
1991	Mississippi St.	W, 76-56	Syracuse, N.Y.
1991	Penn State	W, 71-68 OT	Syracuse, N.Y.
1991	North Carolina	L, 93-67	East Rutherford, N.J.
1996	Duke	W, 75-63	Indianapolis, Ind.
1996	Connecticut	L, 95-81	Indianapolis, Ind.
1998	Michigan St.	L, 83-71	Hartford, Conn.

#### NIT (0-1)

Year	Opponent	Results	Site
1995	Bradley	L, 86-85 2 OT	Peoria, Ill.

### KENT STATE

#### NCAA (4-4)

Year	Opponent	Results	Site
1999	Temple	L, 61-54	Boston, Mass.
2001	Indiana	W, 77-73	San Diego, Calif.
2001	Cincinnati	L, 43-66	San Diego, Calif.
2002	Oklahoma State	W, 69-61	Greenville, S.C.
2002	Alabama	W, 71-58	Greenville, S.C.
2002	Pittsburgh	W, 78-73 OT	Lexington, Ky.
2002	Indiana	L, 69-81	Lexington, Ky.
2006	Pittsburgh	L, 64-79	Detroit, Mich.

#### NIT (2-7)

Year	Opponent	Result	Site
1985	Cincinnati	L, 77-61	Cincinnati, Ohio
1989	Michigan State	L, 83-69	Detroit, Mich.
1990	St. Louis	L, 85-74	St. Louis, Mo.
2000	Rutgers	W, 73-62	Kent, Ohio
2000	Villanova	W, 81-67	Villanova, Pa.
2000	Penn State	L, 81-74	State College, Pa.
2003	College of Charleston	L, 71-66	Kent, Ohio
2004	West Virginia	L, 65-54	Kent, Ohio
2005	Western Kentucky	L, 80-88 (OT)	Bowling Green, Ky.

# HISTORY & RECORDS



## Postseason History (By school)

### MIAMI

#### NCAA (6-19)

Year	Opponent	Results	Site
1953	DePaul	L, 74-72	Fort Wayne, Ind.
1955	Marquette	L, 90-79	Lexington, Ky.
1957	Notre Dame	L, 89-77	Columbus, Ohio
1958	Pittsburgh	W, 77-82	Evanston, Ill.
1958	Kentucky	L, 94-70	Lexington, Ky.
1958	Indiana	L, 98-91	Lexington, Ky.
1966	Dayton	L, 58-51	Kent, Ohio
1969	Notre Dame	W, 63-60	Carbondale, Ill.
1969	Purdue	L, 91-71	Madison, Wis.
1969	Kentucky	L, 72-71	Madison, Wis.
1971	Marquette	L, 62-47	South Bend, Ind.
1973	Marquette	L, 77-62	Dayton, Ohio.
1978	Kentucky	L, 91-69	Dayton, Ohio
1978	Marquette	W, 84-81 OT	Indianapolis, Ind.
1984	SMU	L, 83-69	Pulman, Wash.
1985	Maryland	L, 69-68 OT	Dayton, Ohio
1986	Iowa St.	L, 81-79 OT	Minneapolis, Minn.
1992	North Carolina	L, 68-63	Cincinnati, Ohio
1995	Arizona	W, 71-61	Dayton, Ohio
1995	Virginia	L, 60-54	Dayton, Ohio
1997	Clemson	L, 68-56	Kansas City, Mo.
1999	Kentucky	L, 58-43	St. Louis, Mo.
1999	Utah	W, 66-58	New Orleans, La.
1999	Washington	W, 59-58	New Orleans, La.
2007	Oregon	L, 56-58	Spokane, Wash.

#### NIT (2-6)

Year	Opponent	Results	Site
1970	St. Johns	L, 70-57	New York, N.Y.
1993	Ohio State	W, 56-53	Columbus, Ohio
1993	Old Dominion	W, 60-58	Oxford, Ohio
1993	Georgetown	L, 66-53	Fairfax, Va.
1994	Xavier	L, 80-68	Cincinnati, Ohio
1996	Fresno St.	L, 58-57	Fresno, Calif.
2005	TCU	L, 58-60	Oxford, Ohio
2006	Butler	L, 52-53	Indianapolis, Ind.

### NORTHERN ILLINOIS

#### NCAA (0-1 MAC, 0-3 overall)

Year	Opponent	Results	Site
As a MAC member (1975-85, 1997- pr.)			
1982	Kansas State	L, 77-68	Dallas, Texas
Prior to rejoining MAC in 1997			
1991	St. John's	L, 75-68	Dayton, Ohio
1996	Texas Tech	L, 74-73	Richmond, Va.

### OHIO

#### NCAA (4-12)

Year	Opponent	Results	Site
1960	Notre Dame	W, 74-66	Lexington, Ky.
1960	Georgia Tech	L, 57-54	Lexington, Ky.
1960	Western Kentucky	L, 97-87	Louisville, Ky.
1961	Louisville	L, 76-70	Louisville, Ky.
1964	Louisville	W, 71-69	Evanston, Ill.
1964	Kentucky	W, 85-69	Minneapolis, Minn.
1964	Michigan	L, 69-57	Minneapolis, Minn.
1965	Dayton	L, 66-65	Bowling Green, Ky.
1970	Notre Dame	L, 112-82	Dayton, Ohio
1972	Marquette	L, 73-49	Knoxville, Tenn.
1974	Marquette	L, 85-59	Terre Haute, Ind.
1983	Illinois State	W, 51-49	Tampa, Fla.
1983	Kentucky	L, 57-40	Tampa, Fla.
1985	Kansas	L, 49-38	South Bend, Ind.
1994	Indiana	L, 84-72	Landover, Md.
2005	Florida	L, 62-67	Nashville, Tenn.

#### NIT (2-3 MAC, 4-4 overall)

Year	Opponent	Results	Site
As a MAC member			
1969	West Texas St.	W, 82-80	New York, N.Y.
1969	Tennessee	L, 75-64	New York, N.Y.
1986	Ohio State	L, 65-62	Athens, Ohio
1995	George Wash.	W, 83-71	Athens, Ohio
1995	Iowa	L, 66-62	Iowa City, Iowa
Prior to joining MAC			
1941	Duquesne	W, 55-40	New York, N.Y.
1941	CCNY	W, 45-43	New York, N.Y.
1941	Long Island	L, 56-42	New York, N.Y.

### TOLEDO

#### NCAA (1-4)

Year	Opponent	Results	Site
1954	Penn State	L, 62-50	Fort Wayne, Ind.
1967	Virginia Tech.	L, 82-76	Lexington, Ky.
1979	Iowa	W, 74-72	Bloomington, Ind.
1979	Notre Dame	L, 79-71	Indianapolis, Ind.
1980	Florida State	L, 94-91	Bowling Green, Ky.

#### NIT (2-4 MAC, 5-8 overall)

Year	Opponent	Results	Site
As a MAC member			
1981	American	W, 91-83	Toledo, Ohio
1981	Michigan	L, 80-68	Ann Arbor, Mich.
1999	Xavier	L, 86-84	Toledo, Ohio
2001	South Alabama	W, 76-67 ot	Toledo, Ohio
2001	Alabama	L, 69-79	Tuscaloosa, Ala.
2004	Marquette	L, 87-72	Milwaukee, Wis.
2007	Florida State	L, 61-77	Tallahassee, Fla.

#### Prior to joining MAC

Year	Opponent	Results	Site
1942	Rhode Island	W, 82-71	New York, N.Y.
1942	West Virginia	L, 51-46	New York, N.Y.
1942	Creighton	L, 48-46	New York, N.Y.
1943	Manhattan	W, 54-47	New York, N.Y.
1943	Wash. Jefferson	W, 46-39	New York, N.Y.
1943	St. John's	L, 48-27	New York, N.Y.

### WESTERN MICHIGAN

#### NCAA (2-3)

Year	Opponent	Results	Site
1976	Virginia Tech	W, 77-67 OT	South Bend, Ind.
1976	Marquette	L, 62-57	Baton Rouge, La.
1998	Clemson	W, 75-72	Chicago, Ill.
1998	Stanford	L, 83-65	Chicago, Ill.
2004	Vanderbilt	L, 71-58	Orlando, Fla.

#### NIT (2-3)

Year	Opponent	Results	Site
1992	Notre Dame	L, 63-56	Notre Dame, Ind.
2003	Illinois-Chicago	W, 63-62	Kalamazoo, Mich.
2003	Siena	L, 68-62	Albany, N.Y.
2005	Marquette	W, 54-40	Milwaukee, Wis.
2005	TCU	L, 76-78 (OT)	Kalamazoo, Mich.



# HISTORY & RECORDS

## MAC Team Records

### ALL GAMES

#### MOST VICTORIES

30 - KSU (30-6) 2001-02  
 29 - Ball State (29-3), 1988-89  
 26 - Akron (26-7), 2006-07  
 26 - EMU (26-7), 1990-91  
 26 - Ball State (26-7), 1989-90  
 26 - Ball State (26-7), 1992-93  
 26 - WMU (26-5), 2003-04  
 25 - WMU (25-3), 1975-76  
 25 - Ohio (25-8), 1993-94  
 25 - CMU (25-7), 2002-03

#### FEWEST VICTORIES

2 - KSU (2-19), 1961-62  
 2 - WMU (2-20), 1958-59

#### MOST LOSSES

25 - EMU (3-25) 2000-01  
 24 - CMU (4-24) 2005-06  
 24 - Buffalo (5-24), 1998-99  
 24 - Buffalo (4-24), 2000-01  
 24 - EMU, (6-24), 2001-02  
 24 - CMU (6-24), 2003-04  
 23 - NIU (7-23), 2006-07  
 23 - WMU (5-23), 1982-83  
 23 - CMU (3-23), 1994-95  
 23 - Akron (3-23), 1995-96  
 23 - Buffalo (5-23), 1999-00  
 23 - CMU (6-23), 1999-00  
 23 - Northern Illinois (5-23), 2000-01  
 23 - Buffalo (5-23), 2002-03

#### FEWEST LOSSES

2 - Toledo (23-2), 1966-67

#### LONGEST WINNING STREAK (SINGLE SEASON)

21 - KSU, 2001-02  
 18 - WMU, 1975-76

#### LONGEST WINNING STREAK

21 - KSU, 2001-02  
 19 - WMU, 1974-75, 1975-76

#### LONGEST LOSING STREAK

22 - Akron, 1995-96

#### LARGEST ATTENDANCE

**Game:** 42,440 - Miami vs. Kentucky 3-19-99,  
 at Trans World Dome, St. Louis, Mo.

**Home Game:** 14,102 - BGSU at Ohio, 2-28-70

**Home Season:** 147,203 - Toledo, 1980-81

#### MOST POINTS

Game: 136 - BGSU vs. Siena, 12-4-89

136 - Toledo vs. Hillsdale, 12-2-67

Game (Two Teams): 253 - Marshall 127,  
 WMU 126, 2000

Season: 2,731 - Ball State (35 games), 2001-02

#### OFFENSIVE AVERAGE

Season: 93.3 - Marshall, 1955-56

#### MOST POINTS ALLOWED

Game: 127 - WMU (126) vs. Marshall, 2000

Season: 2,473 - WMU (30 games), 1978-79

#### BEST DEFENSIVE AVERAGE

Season: 49.1 - Butler, 1947-48

#### MOST FIELD GOALS ATTEMPTED

Game: 130 - WMU vs. Valparaiso, 1982

Season: 2,119 - WMU, 1951-52

#### MOST FIELD GOALS MADE

Game: 58 - Toledo (58-101) vs. Hillsdale, 1968

Season: 999 - CMU, 1974-75

#### BEST FIELD GOAL PERCENTAGE

Game: .769 - CMU (30-39) vs. Fairfield, 11-26-83

Season: .535 - Toledo (923-1724), 1979-80

.535 - Toledo (788-1473), 1983-84

#### MOST CONSECUTIVE FG MADE

Game: 16 - BGSU vs. Duquesne, 1979

16 - Toledo vs. CMU, 1980

#### MOST 3-POINT FG ATTEMPTED

Game: 44 - Ohio vs. Duquesne, 1-07-2004

Season: 815 - BSU, 2001-02

#### MOST 3-POINT FIELD GOALS MADE

Game: 20 - Ohio vs. Duquesne, 1-07-2004

Season: 310 - BSU, 2001-02

#### BEST 3-POINT FIELD GOAL PERCENTAGE

Game: .875 - Toledo (7-8) vs. NIU, 2-18-1987

Season: .465 - Eastern Mich. (144-310), 1986-87

#### MOST FREE THROWS ATTEMPTED

Game: 65 - Toledo vs. Howard 12-16-1991

Season: 966 - Bowling Green, 1952-53

#### MOST FREE THROWS MADE

Game: 53 - Miami vs. Central Mich., 1-29-1992

Season: 608 - Ball State, 1992-93

#### BEST FREE THROW PERCENTAGE

Game: 1.000 - BGSU (25-25) vs. EMU, 3-06-2004

Season: .784 - KSU (592-755), 1988-89

#### MOST CONSECUTIVE FT MADE

Game: 25 - BGSU vs. EMU, 3-06-2004

#### MOST REBOUNDS

Game: 97 - Miami vs. KSU, 2-21-53

Season: 1,478 - Ohio, 1964-65

#### BEST REBOUNDING AVERAGE

Season: 61.3 - Miami, 1952-53

#### BEST REBOUNDING MARGIN

Season: +8.6 - Ball State, 1989-90

#### MOST PERSONAL FOULS

Game: 42 - Buffalo. vs. EMU, 3/3/03

Season: 695 - Central Mich., 1991-92

#### FEWEST PERSONAL FOULS

Game: 4 - Miami vs. KSU, 2-14-1958

Season: 355 - Miami, 1962-63

### MAC GAMES ONLY

#### MOST VICTORIES

17 - KSU (17-1), 2001-02

16 - Miami (16-2), 1994-95

16 - Miami (16-2), 1985-86

16 - Miami (16-2), 1983-84

15 - KSU (15-3), 2005-06

15 - Miami (15-3), 1998-99

15 - Bowling Green (15-3), 1982-83

15 - WMU (15-1), 1975-76

15 - WMU (15-3), 2003-04

#### BEST RECORD

12-0 - Miami, 1957-58

12-0 - Cincinnati, 1949-50

#### FEWEST VICTORIES

0 - Akron, 1995-96

0 - Western Reserve, 1951-52

0 - CMU, 1994-95

#### MOST LOSSES

18 - CMU (0-18), 1994-95

18 - Akron (0-18), 1995-96

#### LONGEST WINNING STREAK

16 - Miami, 1956-57, 1957-58, 1958-1959

15 - KSU, 2001-02

#### LONGEST LOSING STREAK

18 - Akron, 1995-96

18 - CMU, 1994-95

18 - Buffalo, 1999-00/2000-01

#### LARGEST ATTENDANCE

Game: 14,102 - BGSU at Ohio, 2-28-1970

Home Season: 77,775 - UT (18 games), 82-83

#### MOST POINTS

##### Game:

127 - Marshall vs. WMU (126), 12-20-1999

##### Game (Both Teams):

253 - Marshall 127, WMU (126), 12-20-1999

# HISTORY & RECORDS



## MAC Individual Records

### POINTS

#### MOST POINTS IN A GAME

60 - Dave Jamerson (OU) vs. Charleston, 12-21-89  
 53 - Tommie Johnson (CMU) vs. Wright St. 12-22-87  
 52 - Jim Darrow (BGSU) vs. Toledo, 1-13-60  
 52 - Jim Darrow (BGSU) vs. Marshall, 2-27-60  
 52 - Dave Jamerson (OU) vs. Kent, 2-24-90  
 51 - David Webber (CMU) vs. Ball State, 2-2400  
 50 - Howard Komives (BGSU) vs. Niagara, 2-15-64  
 49 - Ben Kelso (CMU) vs. Marshall, 1-13-73  
 49 - Dan Potopsky (Kent) vs. WMU, 2-5-55  
 49 - Howard Komives (BGSU) vs. WMU, 2-22-64  
 48 - Dan Potopsky (Kent) vs. Marshall, 1-17-55  
 48 - Dan Potopsky (Kent) vs. Marshall, 1-29-56  
 48 - Chris Williams (BSU) vs. UA, 1-4-03  
 47 - Steve Mix (UT), vs. Butler, 2-25-69  
 47 - Paul Dawkins (NIU) vs. WMU, 2-28-79  
 47 - Howard Komives (BGSU) vs. DePaul, 3-5-64  
 46 - George Stone (MAR) vs. Nebraska, 1967  
 46 - Jim Darrow (BGSU) vs. Hillsdale, 1959  
 46 - Gene Ford (WMU) vs. Loyola, 2-4-69  
 46 - Matt Hicks (NIU) vs. Wisc.-Green Bay, 12-3-75  
 46 - Melvin McLaughlin (CMU) vs. BGSU, 3-2-83  
 46 - Gary Trent (OU) vs. BGSU, 2-19-94  
 45 - Manny Newsome (WMU) vs. Mich. St., 1964  
 45 - Manny Newsome (WMU) vs. Toledo, 1964  
 45 - Fred Moore (OU) vs. Marietta, 3-1-57  
 45 - Howard Komives (BGSU) vs. Marshall, 3-7-64  
 45 - Ron Harper (MIA) vs. Ball State, 3-8-85  
 45 - Tommie Johnson (CMU) vs. Ohio St., 1-2-88  
 45 - Derrick Dial (EMU) vs. Marshall, 1-5-98  
 45 - Earl Boykins (EMU) vs. WMU, 2-21-98

#### MOST POINTS IN A GAME (FRESHMAN)

44 - Jimmel Ball (UA) v. Xavier, 12-21-96

#### MOST POINTS IN A SEASON

874 - Dave Jamerson (OU), 1989-90  
 844 - Howard Komives (BGSU), 1963-64  
 837 - Gary Trent (OU), 1993-94  
 775 - Wally Szczerbiak (MIA), 1998-99  
 772 - Ron Harper (MIA), 1984-85  
 767 - Antonio Daniels (BGSU), 1996-97  
 762 - Dan Palombizio (BSU), 1984-85  
 759 - Dan Majerle (CMU), 1987-88  
 757 - Ron Harper (MIA), 1985-86  
 755 - Keith McLeod (BGSU), 2001-02  
 746 - Earl Boykins (EMU), 1997-98  
 736 - Chris Williams (BSU), 2002-03  
 712 - Bonzi Wells (BSU), 1995-96  
 705 - Jim Darrow (BGSU), 1959-60  
 704 - Leo Byrd (MAR), 1958-59  
 695 - Paul Dawkins (NIU), 1978-79  
 694 - Chris Kaman (CMU), 2002-03  
 689 - Grant Long (EMU), 1987-88  
 687 - Theron Smith (BSU), 2001-02  
 684 - George Stone (MAR), 1966-67  
 682 - Matt Hicks (NIU), 1976-77  
 672 - Wayne Embry (MIA), 1957-58  
 662 - Bonzi Wells (BSU), 1997-98

659 - Marcus Kennedy (EMU), 1990-91  
 659 - Harvey Knuckles (UT), 1980-81  
 657 - Walter Luckett (OU), 1974-75  
 653 - Manny Newsome (WMU), 1963-64  
 651 - Melvin McLaughlin (CMU), 1982-83  
 645 - Paul Graham (OU), 1988-89

#### MOST POINTS IN A SEASON (FRESHMAN)

544 - Kenny Battle (NIU), 1984-85  
 514 - Gary Trent (OU), 1992-93  
 474 - Bonzi Wells (BSU), 1994-95  
 471 - Dirk Dunbar (CMU), 1972-73  
 463 - Ray McCallum (BSU), 1979-80  
 454 - Mike Mancias (CMU), 1998-99

#### MOST POINTS IN A SEASON (SOPH.)

837 - Gary Trent (Ohio), 1993-94  
 712 - Bonzi Wells (BSU), 1995-96  
 617 - Walter Luckett (OU), 1973-74  
 597 - Tamar Slay (MAR), 1999-2000  
 582 - Ricky Cottrill (EMU), 2001-02  
 578 - Manny Newsome (WMU), 1961-62  
 578 - Allen Rayborn (NIU), 1979-80  
 578 - Dan Majerle (CMU), 1985-86

#### MOST POINTS IN A SEASON (JUNIOR)

772 - Ron Harper (MIA), 1984-85  
 762 - Dan Palombizio (BSU), 1984-85  
 757 - Gary Trent (Ohio), 1994-95  
 687 - Theron Smith (BSU), 2001-02  
 684 - George Stone (MAR), 1966-67  
 657 - Walter Luckett (Ohio), 1974-75  
 625 - Matt Hicks (NIU), 1975-76  
 637 - Bonzi Wells (BSU), 1996-97


#### MOST POINTS IN A SEASON (SENIOR)

874 - Dave Jamerson (OH), 1989-90  
 844 - Howard Komives (BGSU), 1963-64  
 775 - Wally Szczerbiak (MIA), 1998-99  
 767 - Antonio Daniels (BG), 1996-97  
 759 - Dan Majerle (CMU), 1987-88  
 757 - Ron Harper (MIA), 1985-86  
 755 - Keith McLeod (BGSU), 2001-02  
 736 - Chris Williams (BSU), 2002-03  
 705 - Jim Darrow (BGSU), 1959-60

#### MOST POINTS IN A CAREER

2,485 - Bonzi Wells (BSU), 1995-98  
 2,377 - Ron Harper (MIA), 1983-86  
 2,336 - Dave Jamerson (Ohio), 1986-90  
 2,211 - Earl Boykins (EMU), 1995-98  
 2,170 - Paul Graham (OH), 1985-89  
 2,109 - Ray McCallum (BSU), 1980-83  
 2,108 - Gary Trent (OH), 1992-95  
 2,071 - Melvin McLaughlin (CMU), 1980-83  
 2,055 - Dan Majerle (CMU), 1984-88  
 2,016 - Ken Epperson (UT), 1981-85  
 2,012 - Brandon Hunter (OU), 1999-03  
 1,964 - Craig Thames (UT), 1992-96  
 1,938 - Anthony Stacey (BGSU), 1996-2000  
 1,895 - Keith McLeod (BGSU), 1998-02  
 1,891 - Derrick Dial (EMU), 1995-98

1,848 - Allen Rayhorn (NIU), 1979-82  
 1,847 - Wall Szczerbiak (MIA), 1995-99  
 1,834 - Howard Komives (BGSU), 1962-64  
 1,828 - Devin Davis (MIA), 1994-97  
 1,820 - Trevor Huffman (KSU), 1998-02  
 1,804 - Keith Triplett (UT), 2001-05  
 1,803 - J.R. Van Hoose (MAR), 1998-02  
 1,792 - Tamar Slay (MAR), 1998-02  
 1,789 - Antonio Daniels (BG), 1994-97  
 1,786 - Manny Newsome (WMU), 1962-64  
 1,749 - Paul Dawkins (NIU), 1976-79  
 1,743 - Booker James (WMU), 1984-87



*Ohio's Dave Jamerson holds the record for most points in a game (60) and most points in a season (874).*

1,741 - Steve Skaggs (Ohio), 1976-79  
 1,740 - Jim Darrow (BGSU), 1958-60  
 1,729 - Derrick Wesley (BSU), 1985-88  
 1,723 - George Stone (MAR), 1965-68  
 1,710 - Burrell McGhee (Kent), 1976-79  
 1,705 - Greg Stempin (UT), 1997-01  
 1,695 - Leo Byrd (MAR), 1956-59  
 1,688 - Saddy Washington (WMU), 1994-98  
 1,679 - Eric Newsome (MIA), 1984-88  
 1,676 - Steve Mix (UT), 1966-69  
 1,644 - Damon Frierson (MIA), 1995-99  
 1,625 - Walter Luckett (Ohio), 1973-75  
 1,577 - Walt Piatkowksi (BGSU), 1966-68  
 1,569 - Grant Long (EMU), 1985-88  
 1,551 - Charlie Slack (MAR), 1952-55

#### BEST SCORING AVERAGE

Season: 36.7 - Howard Komives (BGSU), 1963-64  
 Career: 26.2 - Manny Newsome (WMU), 1962-64



# HISTORY & RECORDS

## MAC Individual Records

### FIELD GOALS

#### MOST FIELD GOALS ATTEMPTED

Game: 41 - Howard Komives (BGSU) vs. Niagara, 1964  
 Season: 672 - Howard Komives (BGSU), 1963-64  
 Career: 1,814 - Ron Harper (MIA), 1983-86

#### FG ATTEMPTS GAME

41 - Howard Komives (BGSU) vs. Niagra, 1964  
 40 - Doug Grayson (KSU) vs. Akron, 3-1-69  
 39 - George Stone (MAR) vs. Toledo, 2-10-68  
 37 - Fred Moore (OU) vs. Marietta, 3-1-57  
 36 - Fred Foster (MIA) vs. E. Kentucky, 2-28-68  
 36 - Manny Newsome (WMU) vs. Mich. St., 1963  
 35 - Melvin McLaughlin (CMU) vs. KSU, 2-12-83  
 35 - LeVern Benson (MIA) vs. Dayton, 12-12-61  
 35 - Bob Diment (WMU) vs. BGSU, 1955  
 35 - Ron Jackson (WMU) vs. KSU, 1953  
 34 - Dave Jamerson (OU) vs. Wash. St., 12-29-89  
 34 - Ray Wolford (UT) vs. Detroit, 1963-64  
 34 - Vern Lawson (MIA) vs. MAR, 1-9-60  
 34 - Wayne Embry (MIA) vs. WMU, 1-11-58  
 33 - Wally Szczerbiak (MIA) vs. Washington (at New Orleans) 3-2-99  
 33 - Earnest Pettis (WMU) vs. Detroit, 1972  
 33 - Ellis Hull (WMU) vs. Tennessee Tech, 12-27-69  
 33 - Manny Newsome (WMU) vs. UT, 2-12-64

#### MOST FIELD GOALS MADE

Game: 22 - Jim Darrow (BGSU) vs. Hillsdale, 12-1-59  
 22 - Jim Darrow (BGSU) vs. Marshall, 2-27-60  
 Season: 312 - Ron Harper (MIA), 1984-85  
 Career: 969 - Ron Harper (MIA), 1983-86

#### FG MADE GAME

22 - Jim Darrow (BGSU) vs. MAR, 2-27-60  
 22 - Jim Darrow (BGSU) vs. Hillsdale, 12-1-59  
 21 - Dave Jamerson (OU) vs. Charleston 12-21-89  
 21 - Melvin McLaughlin (CMU) vs. BGSU 3-2-83  
 21 - Steve Mix (UT) vs. Butler, 1968-69  
 21 - Manny Newsome (WMU) vs. UT, 2-12-64  
 20 - Dave Jamerson (OU) vs. KSU, 2-24-90  
 20 - Dan Potopsky (KSU) vs. WMU, 2-5-1955  
 19 - Ron Harper (MIA) vs. UT, 2-5-86  
 19 - Donald Petties (WMU) vs. BGSU, 1985  
 19 - Larry Bullington (BSU) vs. Cleveland State, 1-19-74  
 19 - Gerald McKee (OU) vs. Northwestern, 12-19-68  
 19 - Manny Newsome (WMU) vs. Loyola, 1964  
 18 - Wally Szczerbiak (MIA) vs. Washington (at New Orleans), 3-2-99  
 18 - Eillis Hull (WMU) vs. Tenn. Tech, 19 70  
 18 - Gene Ford (WMU) vs. Loyola, 1969  
 18 - Charlie Coles (MIA) at Miami (FL), 2-2-65

#### MOST CONSECUTIVE FG MADE

16 - Doug Grayson (Kent) vs. N. Carolina, 12-6-67

#### BEST FIELD GOAL PERCENTAGE

Game: 1.000 - Leon Rodgers (NIU), 13-13 vs. Rockford, 12-6-00  
 1.000 - Jeff Tropf (CMU), 12-12 vs. NIU, 1-4-78  
 1.000 - John Whorton (KSU), 12-12 vs. UA, 2-28-98  
 1.000 - Gerritt Brightha (CMU), 12-12 vs. Tri-State, 12-30-03  
 Season: .693 - Mike Williams (MIA), 1991-92  
 Career: .652 - Mike Williams (MIA), 1990-92

### 3-POINT FIELD GOALS

#### MOST 3-POINT FIELD GOALS ATTEMPTED

Game: 23 - Ronald Blackshear (MAR) vs. UA, 3-1-02  
 19 - Tamar Slay (MAR) vs. WVU, 1-18-00  
 19 - Dave Jamerson (OU) vs. KSU, 2-24-90  
 Season: 303 - Dave Jamerson (OU), 1989-90  
 Career: 661 - Landon Hackim (MIA), 1993-96

#### 3 PT FG ATTEMPTS

23 - Ronald Blackshear (MAR) vs. Akron, 3-1-02  
 19 - Tamar Slay (MAR) vs. WMU, 1-18-00  
 19 - Dave Jamerson (OU) vs. KSU, 2-24-90  
 18 - Dave Jamerson (OU) vs. BGSU, 1-17-90  
 18 - Ronald Blackshear (MAR) vs. OU, 2-1-03  
 17 - Dave Jamerson (OU) vs. Charleston, 12-21-89  
 17 - Chad Kamstra (UT) vs. NIU, 2000  
 16 - Martin Samarco (BGSU) vs. UB, 1-07-07  
 16 - Eric Moore (UB) vs. BGSU, 1-07-07  
 16 - Martin Samarco (BGSU) vs. Florida St., 12-17-05  
 16 - Tamar Slay (MAR) vs. Troy State, 11-23-02  
 16 - Jim Peterson (OU) vs. CMU, 2-5-98  
 16 - Dave Jamerson (OU) vs. Fordham, 12-30-89  
 15 - Jason Stewart (MIA) vs. MAR, 2-23-00  
 15 - Rob DeCook (CMU) vs. UT, 2-2-94  
 15 - Mark Alberts (UA) vs. UT, 1993  
 15 - Derrick Traver (UA) vs. Wright State, 12-30-03

#### MOST 3-POINT FIELD GOALS MADE

Game: 14 - Ronald Blackshear (MAR) vs. UA, 3-1-02  
 14 - Dave Jamerson (OU) vs. Charleston, 12-21-89  
 Season: 131 - Dave Jamerson (OU), 1989-90  
 Career: 277 - Landon Hackim (MIA), 1993-96

#### 3 PT FG MADE

14 - Ronald Blackshear (MAR) vs. Akron, 3-1-02  
 14 - Dave Jamerson (OU) vs. Charleston, 12-21-89  
 11 - Eric Moore (UB) vs. Bowling Green, 1-07-07  
 11 - Dave Jamerson (OU) vs. KSU, 2-24-90  
 10 - Jason Stewart (MIA) vs. MAR, 3-6-00  
 10 - Derrick Tarver (UA) vs. Wright State, 12-30-03  
 9 - Levin Rost (WMU) vs. Buffalo 12-04-04  
 9 - Mike Klinzing (KSU) vs. Air Force, 12-1-90  
 9 - Jim Peterson (OU) vs. CMU, 2-5-98  
 9 - Kent Murphree (UT) vs. Chamindae, 1991  
 9 - Sean Waters (CMU) vs. Wright State, 12-8-90  
 9 - Jay Larranaga (BGSU) vs. UA, 2-8-97  
 9 - Derrick Dial (EMU) vs. MAR, 1-5-98

#### BEST 3-POINT FIELD GOAL PERCENTAGE

Game: 1.000 - Nick Moore (UT)  
 7-7 vs. UA, 2-13-02  
 1.000 - DeMar Moore (BGSU)  
 7-7 vs. WMU, 1-3-98  
 1.000 - Carlos Medlock (EMU)  
 6-6 vs. WMU, 2-15-06  
 1.000 - Craig Michaelis (MIA)  
 6-6 vs. Nebraska, 11-27-90  
 1.000 - Nick Moore (UT),  
 6-6 vs. George Mason, 12-2-00  
 1.000 - David Falknor (UA)  
 6-6 vs. NIU, 2-5-01  
 Season: .632 - Sean Wightman (WMU), 1991-92  
 Career: .519 - Sean Wightman (WMU), 1990-92

### FREE THROWS

#### MOST FREE THROWS ATTEMPTED

Game: 27 - Keith McLeod (BGSU)  
 vs. Ole Miss, 11-15-01  
 25 - Walt Walowac (MAR) vs. OU, 12-15-53  
 25 - John Ayling (UT) vs. BGSU, 2-3-65  
 25 - Ron Lewis (BGSU) vs. BSU, 3-10-03  
 25 - Fred Foster (MIA) vs. BSU, 12-2-67  
 Season: 303 - Howard Komives (BGSU), '63-64  
 Career: 748 - Devin Davis (MIA), 1994-97

#### FT ATTEMPTS

27 - Keith McLeod (BGSU) vs. Mississippi, 11-15-01  
 25 - Ron Lewis (BGSU) vs. BSU, 3-10-03  
 25 - Fred Foster (MIA) vs. BSU, 12-2-67  
 25 - John Ayling (UT) vs. BGSU, 1965  
 25 - Walt Walowac (MAR) vs. OU, 12-15-53  
 24 - John Bowler (EMU) vs. UT, 2-22-06  
 24 - Jim Ray (UT) vs. OU, 1956  
 23 - Romeo Travis (UA) vs. BGSU, 2-24-07  
 23 - Rich Rightnowar (UT) vs. KSU, 1992  
 22 - Jim Gorsline (KSU) vs. UT 1-6-57  
 22 - Mitch Adamek (UT) vs. Ball State, 1983  
 22 - Howard Komives (BGSU) vs. MAR, 3-7-64  
 21 - Dan Potopsky (KSU) vs. UA, 2-13-54  
 21 - Devin Davis (MIA) vs. KSU, 3-2-96  
 21 - Devin Davis (MIA) vs. EMU, 2-21-96  
 21 - Gerritt Brightha (CMU) vs. UT, 3-3-04  
 20 - Jim Betts (OU) vs. MIA, 1-31-55  
 20 - Burt Spice (UT) vs. KSU, 1954  
 20 - Juby Johnson (MIA) vs. BSU, 3-11-04

#### MOST FREE THROWS MADE

Game: 22 - Jim Ray (UT) vs. OU, 2-27-56  
 22 - Rick Rightnowar (UT) vs. Kent, 2-1-92  
 22 - Ron Lewis (BGSU) vs. BSU, 3-10-03  
 Season: 260 - Howard Komives (BGSU), 1963-64  
 Career: 568 - Allen Rayhorn (NIU), 1979-82

#### FT MADE

22 - Ron Lewis (BGSU) vs. BSU, 3-10-03  
 22 - Rich Rightnowar (UT) vs. Kent State, 1992  
 22 - Jim Ray (UT) vs. OU, 1956  
 21 - Howard Komives (BGSU) vs. MAR, 3-7-64  
 19 - Fred Foster (MIA) vs. BSU, 12-2-67  
 19 - Geno Ford (OU) vs. EMU, 2-12-97  
 19 - Dan Palombizio (BSU) vs. WMU, 1-23-85  
 18 - Dave Anderson (WMU) vs. MAR, 1965  
 18 - Ron Lewis (BGSU) vs. EMU, 3-6-04  
 17 - John Bowler (EMU) vs. UT, 2-22-06  
 17 - Rashon Brown (UA) vs. Mt. Union, 12-22-01  
 17 - Anthony Taylor (MIA) vs. Wright State, 12-18-99  
 17 - Ric Blevins (KSU) vs. Wright State, 2-7-90  
 17 - Jim Gorsline (KSU) vs. UT, 1-6-57  
 17 - Dick Garrison (OU) vs. Marietta, 3-3-55  
 17 - Harold Stacy (WMU) vs. BGSU, 1955

#### MOST CONSECUTIVE FT MADE

50 - Howard Komives (BGSU), 1962-63

#### BEST FREE THROW PERCENTAGE

Game: 1.000 - Geno Ford (Ohio), 19-19 vs. EMU, 2-2-97  
 1.000 - Ron Lewis (BGSU), 18-18 vs. EMU, 3-6-04  
 Season: .923 - Tim Selgo (UT), 48-52, 1978-79  
 Career: .872 - Ric Blevins (Kent), 245-281, 1988-90

# HISTORY & RECORDS



## MAC Individual Records

### REBOUNDING

#### BEST REBOUNDING AVERAGE

Season: 26.6 - Charlie Slack (MAR), 1954-55

#### *NCAA RECORD*

Career: 21.8 - Charlie Slack (MAR), 1952-56

#### MOST REBOUNDS IN A GAME

43 - Charlie Slack (MAR) vs. Charleston, 1-12-54  
 34 - Charlie Slack (MAR) vs. MIA, 1-6-54  
 34 - Wayne Embry (MIA) vs. E. Kentucky, 2-14-57  
 34 - Wayne Embry (MIA) vs. KSU, 2-16-57  
 34 - Dave Scott (OU) vs. Marietta, 3-2-59  
 33 - Charlie Slack (MAR) vs. KSU, 1-18-55  
 32 - Charlie Slack (MAR) vs. BGSU, 2-19-55  
 32 - Charlie Slack (MAR) vs. Morris Harvey, 2-24-56  
 31 - Leroy Thompson (KSU) vs. Case Western, 12-12-48  
 31 - Fred Klaisner (KSU) vs. Western Reserve, 1948  
 31 - Charlie Slack (MAR) vs. WMU, 1-8-55  
 31 - Charlie Slack (MAR) vs. OU, 2-8-55  
 31 - Nate Thurmond (BGSU) vs. Miss. St., 3-9-63  
 31 - Al Dixon (BGSU) vs. NIU, 1-20-66  
 30 - Charlie Slack (MAR) vs. Carnegie Tech, 12-30-54  
 30 - Charlie Slack (MAR) vs. UT, 2-12-55  
 30 - Charlie Slack (MAR) vs. Boston College, 12-29-55  
 30 - Brad Robinson (KSU) vs. CMU, 2-9-74  
 29 - Charlie Slack (MAR) vs. WMU, 1-7-56  
 29 - Charlie Slack (MAR) vs. WV Wesleyan, 2-7-56  
 28 - Charlie Slack (MAR) vs. OU, 12-14-54  
 28 - Charlie Slack (MAR) vs. Xavier, 1-11-55  
 28 - Dale Hyatt (KSU) vs. Baldwin-Wallace, 12-13-57  
 28 - Dave Scott (OU) vs. Marietta, 12-4-57  
 28 - Bob Allen (MAR) vs. Virginia, 1967  
 27 - Charlie Slack (MAR) vs. Morehead State 2-2-56  
 27 - Ned Miklovic (UT) vs. OU, 1958  
 27 - Wayne Embry (MIA) vs. Heidelberg, 12-9-57  
 27 - Kareem Carpenter (EMU), vs. WMU, 2-8-95  
 26 - Charlie Slack (MAR) vs. Washington & Lee, 1-2-55  
 26 - Charlie Slack (MAR) vs. Miami 2-22-55  
 26 - Wayne Embry (MIA) vs. MAR, 2-6-58  
 26 - Wayne Embry (MIA) vs. Xavier, 3-1-58  
 26 - Howard Joliff (OU) vs. Georgia Tech, 3-11-60  
 26 - Ken Fowlkes (OU) vs. Brown, 12-30-65  
 26 - Bob Aston (UT) vs. KSU, 1966  
 26 - Reggie Lacefield (WMU) vs. Illinois St., 1967  
 26 - Dan Roundfield (CMU) vs. N. Michigan, 2-5-74  
 26 - Kareem Carpenter (EMU) vs. CMU, 1-14-95  
 26 - Brandon Hunter (OU) vs. UA, 1-8-03  
 25 - Dave Scott (OU) vs. KSU, 1-18-57  
 25 - Bob Allen (MAR) vs. Old Dominion, 2-27-68  
 25 - Doug Hess (UT) vs. Loyola (Ill.), 1970-71  
 25 - Frank Ayres (WMU) vs. Loyola (Ill.), 1973  
 25 - Dan Roundfield (CMU) vs. BGSU, 2-13-74

#### MOST REBOUNDS IN A SEASON

538 - Charlie Slack (MAR), 1954-55  
 520 - Charlie Slack (MAR), 1955-56  
 488 - Wayne Embry (MIA), 1957-58  
 468 - Howard Joliff (OU), 1959-60  
 466 - Charlie Slack (MAR), 1953-54  
 452 - Nate Thurmond (BGSU), 1962-63  
 449 - Nate Thurmond (BGSU), 1960-61  
 431 - Wayne Embry (MIA), 1956-57  
 423 - Brad Robinson (KSU), 1973-74  
 396 - Cornelius Cash (BGSU), 1972-73  
 394 - Nate Thurmond (BGSU), 1961-62  
 388 - Bob Burgess (MAR), 1966-67  
 387 - Shaun Stonerook (OU), 1999-2000  
 381 - Theron Smith (BSU), 2000-02  
 378 - Brandon Hunter (OU) 2002-03  
 377 - Gary Trent (OU), 1993-94  
 373 - Chris Kaman (CMU) 2002-03  
 371 - Doug Hess (UT), 1969-70  
 362 - Ron Harper (MIA), 1985-86  
 357 - Dan Roundfield (CMU), 1973-74  
 356 - Bob Burgess (MAR), 1959-60  
 350 - Matt Hicks (NIU), 1976-77  
 350 - Cornelius Cash (BGSU), 1974-75

#### MOST REBOUNDS IN A CAREER

1,524 - Charlie Slack (MAR), 1953-56  
 1,295 - Nate Thurmond (BGSU), 1961-63  
 1,119 - Ron Harper (MIA), 1983-86  
 1,117 - Wayne Embry (MIA), 1956-58  
 1,103 - Brandon Hunter (OU) 1999-03  
 1,088 - J.R. VanHoose (MAR), 1998-2002  
 1,077 - Allen Rayhorn (NIU), 1978-82  
 1,068 - Cornelius Cash (BGSU), 1973-75  
 1,050 - Gary Trent (OU), 1992-95  
 1,031 - Dan Roundfield (CMU), 1972-75  
 1,027 - Devin Davis (MIA), 1994-97  
 1,012 - Trent Grooms (KSU), 1976-80  
 1,008 - Paul Griffin (WMU), 1973-76  
 1,000 - Randy Boarden (BSU), 1975-79  
 994 - Dick Walls (MIA), 1950-53  
 960 - Ken Epperson (UT), 1981-85  
 957 - John Deveraux (OU), 1981-84  
 947 - Tom Cutter (WMU), 1974-77  
 919 - Bob Allen (MAR), 1965-68  
 904 - Dave Scott (OU), 1957-59  
 892 - Doug Hess (UT), 1968-71  
 885 - Steve Payne (BSU), 1992-95  
 885 - Dick Miller (UT), 1976-80  
 884 - John Schroder (OU), 1965-67  
 882 - Theron Smith (BSU), 2000-02  
 872 - Steve Mix (UT), 1966-69  
 871 - Colin Irish (BGSU), 1980-84  
 871 - Casey Shaw (UT), 1994-98  
 863 - Grant Long (EMU), 1985-88

### ASSISTS

#### MOST ASSISTS IN A GAME

17 - Todd Dietrich (WMU) vs. EMU, 1-10-79  
 17 - Eddie Schilling (MIA) vs. KSU, 2-4-87  
 16 - Dennis Whitaker (OU) vs. WMU, 2-20-88  
 16 - Derrick Richmond (CMU) vs. Youngstown, 12-15-88  
 15 - Joe McKeown (KSU) vs. BGSU, 3-1-78  
 15 - Dave Greer (BGSU) vs. MAR, 12-30-80  
 15 - Eddie Schilling (MIA) vs. EMU., 1-28-87  
 15 - Jamie Matthews (BSU) vs. CMU, 2-13-93  
 15 - Earl Boykins (EMU) vs. UT, 2-28-98  
 15 - Cornelius Jackson (MAR) vs. CMU, 12-30-99

#### MOST ASSISTS IN A SEASON

242 - David Greer (BGSU), 1981-82  
 218 - Cornelius Jackson (MAR), 1999-2000  
 217 - David Greer (BGSU), 1982-83  
 216 - Antonio Daniels (BGSU), 1996-97  
 214 - Eddie Schilling (MIA), 1984-85  
 210 - Bill Walker (UT), 1950-51  
 209 - Brandon Pardon (BGSU) 2000-02  
 207 - Jamie Matthews (BSU), 1992-93  
 204 - Brandon Pardon (BGSU), 2000-01  
 203 - Eddie Schilling (MIA), 1986-87  
 199 - Keith Wade (UT), 1990-91  
 199 - Dennis Whitaker (OU), 1987-88  
 196 - Dave Grauzer (CMU), 1977-78  
 196 - Tim Reiser (UT), 1980-81  
 196 - Tim Reiser (UT), 1981-82  
 190 - Paul Baron (OU), 1984-85  
 189 - David Greer (BGSU), 1980-81


#### MOST ASSISTS IN A CAREER

768 - David Greer (BGSU), 1980-83  
 762 - Tim Reiser (UT), 1980-84  
 651 - Dennis Whitaker (OU), 1987-90  
 629 - Eddie Schilling (MIA), 1985-88  
 624 - Earl Boykins (EMU), 1994-98  
 594 - Ed Norvell (KSU), 1995-99  
 579 - Paul Baron (OU), 1983-86  
 573 - Jim Hahn (BSU), 1976-79  
 563 - Antonio Daniels (BG), 1995-97  
 560 - Keith Wade (UT), 1987-91  
 529 - Brandon Pardon (BGSU) 2000-02  
 525 - Jay Lehman (UT), 1979-83  
 520 - Trevor Huffman (KSU) 1998-02  
 518 - Cornelius Jackson (MAR), 1998-01  
 503 - Dru Joyce (UA), 2004-2007  
 503 - Anthony Grier (KSU), 1982-85  
 481 - Chris Shelton (BSU), 1983-86  
 456 - Derrick Richmond (CMU), 1986-89  
 449 - Dave Grauzer (CMU), 1977-79  
 435 - Sonny Newman (CMU), 1978-81  
 430 - Mike Spicer (BSU), 1989-92  
 428 - Stan Joplin (UT), 1975-79



# HISTORY & RECORDS

## MAC Individual Records



*Ball State's Bonzi Wells holds the MAC record for most steals in a game (10), season (103) and is the all-time leader with 347 in his career.*

### STEALS

#### MOST STEALS IN A GAME

- 10 - Bonzi Wells (BSU) vs. OU, 1-3-96
- 9 - Lorenzo Neely (EMU) vs. MIA, 1-4-89
- 9 - Bonzi Wells (BSU) vs. UA, 1-3-98
- 9 - Bonzi Wells (BSU) vs. EMU 2-11-98
- 9 - Jimmal Ball (UA) vs. EMU, 1-19-00
- 9 - Steve Esterkamp (OU) vs. MAR, 2-2-02
- 9 - Michael Ross (EMU) vs. Concordia 11-25-03
- 8 - Carlos Medlock (EMU) vs. Davidson, 11-10-06
- 8 - Dave Terk (OU) vs. UMass, 11-28-75
- 8 - Joe Faine (BG) vs. CMU, 1-17-81
- 8 - Mike Klinzing (KSU) vs. BG, 1-16-91
- 8 - Anthony Jones (OU) vs. Houston, 12-3-99
- 8 - Duane Clemens (BSU) vs. UCLA, 3-16-00
- 8 - Trent Jackson (BG) vs. Wilmington, 12-21-00

#### MOST STEALS IN A SEASON

- 103 - Bonzi Wells (BSU), 1997-98
- 101 - Ron Harper (MIA), 1985-86
- 87 - Bonzi Wells (BSU), 1995-96
- 84 - Bonzi Wells (BSU), 1994-95
- 83 - Robby Collum (WMU), 2002-03
- 82 - Sonny Troutman (Ohio), 2006-07
- 82 - DeMar Moore (BG), 1996-97
- 82 - Ron Harper (MIA), 1984-85
- 82 - Craig Thames (UT), 1995-96
- 79 - Keith Triplett (UT), 2003-04
- 78 - Lorenzo Neely (EMU), 1988-89
- 76 - Reggie Adams (KSU), 1986-87
- 75 - Keith Triplett (UT), 2004-05
- 75 - Duane Clemens (BSU), 1999-00

- 73 - Bonzi Wells (BSU), 1996-97
- 73 - Antonio Daniels (BG), 1996-97
- 72 - Sonny Troutman (Ohio), 2004-05
- 72 - Jimmal Ball (UA), 1999-00
- 72 - Robby Collum (WMU), 2001-02
- 72 - DeAndre Haynes (KSU), 2003-04
- 71 - Lorenzo Neely (EMU), 1987-88
- 67 - Robert Kitchen (KSU), 1979-80
- 67 - Justin Ingram (UT), 2006-07

#### MOST STEALS IN A CAREER

- 347 - Bonzi Wells (BSU), 1994-98
- 287 - Ron Harper (MIA), 1983-86
- 278 - Keith Triplett (UT), 2001-04
- 259 - Sonny Troutman (Ohio), 2004-07
- 249 - Duane Clemens (BSU), 1996-00
- 245 - Lorenzo Neely (EMU), 1987-91
- 242 - Jimmal Ball (UA), 1997-00
- 226 - Anthony Stacey (BG), 1995-00
- 217 - Justin Ingram (UT), 2004-07
- 207 - Craig Thames (UT), 1992-96
- 201 - David Jenkins (BG), 1991-94
- 199 - Robby Collum (WMU), 2001-03
- 198 - Louis Campbell (UB), 1998-02
- 197 - Reggie Adams (KSU), 1985-89
- 197 - Dennis Whitaker (OU), 1986-90
- 196 - Melvin McLaughlin (CMU), 1980-83
- 196 - Paul Graham (OU), 1985-90
- 193 - DeMar Moore (BG), 1996-99
- 185 - Booker James (WMU), 1984-87
- 184 - Ed Norvell (KSU), 1995-99
- 181 - Robert Kizer (UT), 1995-99
- 177 - Keith Wade (UT), 1987-91
- 177 - Harold Walton (KSU), 1988-92

### BLOCKED SHOTS

#### MOST BLOCKED SHOTS IN A GAME

- 11 - Charles Smith (BSU) vs. CMU, 1-7-87
- 9 - Jason Terry (OU) vs. Robert Morris, 12-11-93
- 9 - Jason Terry (OU) vs. UT, 2-15-95
- 9 - Jason Terry (OU) vs. KSU, 2-7-96
- 9 - Latece Williams (MAR) vs. Charleston, 11-12-00
- 8 - Dan Roundfield (CMU) vs. BG, 3-8-75
- 8 - Dan Roundfield (CMU) vs. Kentucky, 3-20-75
- 8 - Barry Sonnenberg (UT) vs. WMU, 3-2-85
- 8 - Theron Wilson (EMU) vs. UT, 1-3-96
- 8 - Chris Kaman (CMU) vs. UT, 1-22-03
- 7 - Charles Bass (BSU) vs. Wright State, 11-26-05
- 7 - Allen Pinson (UT) vs. Duke, 12-12-04
- 7 - Scott Vandermeer (BGSU) vs. OHIO, 2-07-05
- 7 - Skip Howard (BG) vs. UT, 1-31-73
- 7 - Ron Harper (MIA) vs. BG, 2-5-85
- 7 - Matt Van Abbema (WMU) vs. UT, 1993
- 7 - Ben Handlogten (WMU) vs. Purdue, 1995
- 7 - Kevin Beard (MIA) vs. UT, 1-10-96
- 7 - Marcus Smallwood (NIU) vs. MIA, 1-22-02
- 6 - on 12 different occasions

#### MOST BLOCKED SHOTS IN A SEASON

- 105 - Patrick Flomo (OU) 2000-01
- 99 - John Devereaux (OU) 1982-83
- 98 - Chris Kaman (CMU) 2002-03
- 96 - Ben Poquette (CMU) 1976-77
- 96 - Theron Wilson (EMU) 1992-93
- 89 - Jason Terry (OU) 1995-96
- 89 - Lonnie Jones (BSU) 2001-02
- 86 - Charles Smith (BSU) 1986-87
- 85 - Jason Terry (OU) 1993-94
- 83 - Dan Roundfield (CMU) 1974-75
- 84 - Lonnie Jones (BSU), 1999-00
- 81 - John Edwards (KSU), 2003-04
- 80 - Theron Wilson (EMU), 1994-95
- 76 - Lonnie Jones (BSU), 2000-01
- 71 - Ron Harper (MIA), 1985-86
- 65 - Romeo Travis (UA), 2006-07
- 64 - James Hughes (NIU), 2006-07
- 63 - Mike McKie (UB), 1999-00
- 60 - J.C. Harris (UT), 1991-92
- 59 - Cornelius Cash (BG), 1973-74
- 56 - Matt Van Abbema, (WMU) 1993-94
- 53 - James Hughes (NIU), 2004-05
- 53 - James Hughes (NIU), 2003-04

#### MOST BLOCKED SHOTS IN A CAREER

- 301 - Lonnie Jones (BSU) 1998-02
- 262 - Jason Terry (OU) 1992-96
- 260 - John Devereaux (OU) 1980-84
- 257 - Theron Wilson (EMU) 1992-96
- 234 - Ben Poquette (CMU) 1974-77
- 222 - Patrick Flomo (OU) 1998-2002
- 210 - James Hughes (NIU) 2004-07
- 182 - Chris Kaman (CMU) 2001-03
- 179 - John Edwards (KSU) 2000-04
- 175 - Dan Roundfield (CMU) 1972-75
- 173 - Ron Harper (MIA) 1983-86
- 165 - Romeo Travis (UA) 2004-07
- 147 - Matt Van Abbema (WMU) 1992-95
- 144 - Jim Paul (MIA) 1983-86
- 137 - Mike Seberger (WMU) 1979-82
- 131 - Randy Boarden (BSU) 1975-79
- 120 - Brian Nolan (EMU) 1986-90
- 117 - Tom Hall (BG) 1989-92
- 116 - Ed Colbert (BG) 1988-91
- 109 - Bruce Weinken (UA) 1998-02
- 109 - Kevin Beard (MIA) 1993-96
- 107 - Casey Shaw (UT) 1994-98
- 107 - George Phillips (UA) 1996-00
- 107 - John Whorton (KSU) 1996-00

# HISTORY & RECORDS



## MAC Coaching Records

### TOP MAC COACHES BY PERCENTAGE

(MAC GAMES ONLY, MINIMUM 5 YEARS)

Coach, School, Years	Record	Pct.
1. Bill Rohr, Miami 1952-57	56-18	.757
2. <b>Jim Christian, Kent State 2002-pr.</b>	<b>63-25</b>	<b>.716</b>
3. Richard Shrider, Miami 1958-66	76-32	.704
4. Danny Nee, Ohio 1981-86	72-34	.679
5. Darrell Hedric, Miami 1971-84	128-76	.627
6. Bob Nichols, Toledo 1966-87	194-122	.614
t-7. Ray McCallum, Ball State, 1994-00	77-49	.611
t-7. Gary Waters, Kent State, 1997-01	55-35	.611
8. Jim Snyder, Ohio 1950-74	176-113	.608
9. <b>Charlie Coles, CMU, 1986-91, Miami, 1996-pr.</b>	<b>175-119</b>	<b>.595</b>
10. <b>Stan Joplin, Toledo 1997-pr.</b>	<b>115-81</b>	<b>.587</b>
11. Larry Hunter, Ohio 1990-01	123-87	.586
12. Ben Braun, Eastern Michigan 1986-96	103-79	.566
13. Harold Anderson, Bowling Green 1954-63	68-55	.553
14. <b>Keith Dambrot, CMU, 1991-93, Akron 2004-pr.</b>	<b>58-48</b>	<b>.547</b>
15. Dan Dakich, Bowling Green 1998-06	86-76	.530

(ALL GAMES, MINIMUM 5 YEARS)

Coach, School, Years	Record	Pct.
1. Jerry Bush, Toledo, 1947-54	129-59	.686
2. <b>Jim Christian, Kent State, 2002-pr.</b>	<b>110-51</b>	<b>.683</b>
3. William Rohr, Miami, 1952-57	91-47	.659
4. Bob Nichols, Toledo, 1966-87	375-213	.638
5. Ray McCallum, BSU, 1994-99	126-76	.624
6. Danny Nee, Ohio, 1981-86	107-67	.615
7. Gary Waters, Kent State, 1996-01	92-60	.605
8. James Snyder, Ohio, 1949-74	355-245	.592
9. <b>Stan Joplin, Toledo, 1997-pr.</b>	<b>192-136</b>	<b>.585</b>
10. Larry Hunter, Ohio, 1990-01	204-148	.580
11. Darrell Hedric, Miami, 1971-84	216-157	.579
12. Ben Braun, EMU, 1986-96	174-130	.572
13. Richard Shrider, Miami, 1958-66	126-96	.568
14. Eldon Miller, WMU, 1971-76	86-68	.558
15. <b>Charlie Coles, CMU, 1986-91, Miami, 1996-pr.</b>	<b>285-225</b>	<b>.559</b>
16. Steve Yoder, BSU, 1977-82	77-62	.554
17. <b>Tim O'Shea, Ohio, 2001-pr.</b>	<b>100-82</b>	<b>.549</b>

### TOP MAC COACHES BY WINS

(MAC GAMES ONLY)

Coach, School, Years	Record
1. Bob Nichols, Toledo 1966-87	194-122
2. Jim Snyder, Ohio 1950-74	176-113
3. <b>Charlie Coles, CMU 1986-91, Miami 1996-pr.</b>	<b>175-119</b>
4. Darrell Hedric, Miami 1971-84	128-76
5. Larry Hunter, Ohio 1990-01	123-87
6. Jim Larranaga, Bowling Green 1987-97	102-94
7. <b>Stan Joplin, Toledo 1997-pr.</b>	<b>115-81</b>
8. Dick Parfitt, CMU 1973-85	95-107
9. Bob Donewald, WMU 1990-00	92-100
t-10. John McDougal, Northern Illinois 1977-86	89-79
t-10. John Weinert, Bowling Green 1977-86	89-79
12. Dan Dakich, Bowling Green 1998-pr.	89-89
13. Jim McDonald, Kent State 1983-92	85-82
14. Ray McCallum, Ball State 1994-00	77-49
15. Richard Shrider, Miami 1958-66	76-32
16. Danny Nee, Ohio 1981-86	72-34
17. Dan Hipsher, Akron 1996-04	72-90
18. Harold Anderson, Bowling Green 1954-63	68-55
19. Eddie Melvin, Toledo 1955-65	64-70
20. <b>Jim Christian, Kent State 2002-07</b>	<b>63-25</b>

### ALL GAMES

Coach, School, Years	Record
1. Bob Nichols, Toledo, 1966-87	375-213
2. James Snyder, Ohio, 1949-74	355-245
3. <b>Charlie Coles, CMU, 1986-91, Miami, 1996-pr.</b>	<b>285-225</b>
4. Darrell Hedric, Miami, 1971-84	216-157
5. Larry Hunter, Ohio, 1990-01	204-148
6. Dick Parfitt, CMU, 1972-85	193-179
7. <b>Stan Joplin, Toledo, 1997-pres.</b>	<b>192-136</b>
8. Ben Braun, EMU, 1986-96	174-130
9. Jim Larranaga, Bowling Green, 1987-97	170-144
10. Dan Dakich, Bowling Green, 1998-06	156-140
11. Bob Donewald, WMU, 1990-2000	151-155
12. Jim McDonald, Kent, 1982-92	148-139
13. John Weinert, Bowling Green, 1977-86	146-133
14. John McDougal, Northern Illinois, 1977-86	136-141
15. Harold Anderson, Bowling Green, 1953-63	134-107
16. Jerry Bush, Toledo, 1947-54	127-58
t-17. Richard Shrider, Miami, 1958-66	126-96
t-17. Ray McCallum, Ball State, 1994-00	126-76
19. Eddie Melvin, Toledo, 1955-65	125-133

active coaches in bold

### 1,000 CAREER POINTS/REBOUNDS CLASS

Player, School, Years	Pts.	Rebs.	Total
1. Ron Harper, Miami, 1983-86	2,377	1,119	3,496
2. Gary Trent, Ohio, 1992-95	2,108	1,050	3,158
3. Brandon Hunter, Ohio, 1999-03	2,012	1,103	3,115
4. Charlie Slack, Marshall, 1953-56	1,551	1,524	3,075
5. Allen Rayhorn, NIU, 1979-82	1,848	1,077	2,925
6. J.R. Van Hoose, Marshall, 1998-02	1,803	1,088	2,891
7. Devin Davis, Miami, 1994-97	1,828	1,027	2,855
8. Nate Thurmond, BGSU, 1961-63	1,356	1,524	2,880
9. Wayne Embry, Miami, 1955-58	1,401	1,117	2,518
10. Dan Roundfield, CMU, 1972-75	1,318	1,031	2,349
11. Cornelius Cash, BGSU, 1973-75	1,245	1,068	2,313
12. Randy Boarden, BSU, 1976-79	1,290	1,000	2,290
13. Trent Grooms, Kent, 1977-80	1,268	1,012	2,280
14. Paul Griffin, WMU, 1973-76	1,078	1,008	2,086



*UT's Bob Nichols posted an All-time record of 375-213, including a record of 194-122 in conference games. He remains the leader in both categories among MAC coaches.*





# HISTORY & RECORDS

## MAC Year-By-Year Team Leaders

SCORING OFFENSE					SCORING DEFENSE					FIELD GOAL PERCENTAGE			
Year	School	G	PTS	AVG	Year	School	G	PTS	AVG	Year	School	FGM-FGA	PCT
2007	Akron	33	2485	75.3	2007	Miami	33	1895	57.4	2007	Akron	900-1857	.485
2006	Akron	33	2407	72.9	2006	Miami	29	1743	60.1	2006	NIU	708-1460	.485
2005	Buffalo	33	2462	74.6	2005	Miami	30	1838	61.3	2005	BGSU	718-1471	.488
2004	WMU	31	2434	78.5	2004	Miami	29	1791	61.8	2004	UA	696-1492	.466
2003	CMU	32	2553	79.8	2003	Miami	28	1643	58.7	2003	CMU	864-1714	.504
2002	Ball State	35	2731	78.0	2002	Kent State	36	2035	64.0	2002	BGSU	834-1709	.488
2001	Marshall	27	2062	76.4	2001	Miami	33	1928	58.4	2001	CMU	669-1370	.488
2000	Marshall	30	2442	81.4	2000	Miami	30	1886	62.9	2000	BGSU	777-1578	.492
1999	Marshall	27	2075	76.9	1999	Miami	32	1933	60.4	1999	Ohio	732-1564	.468
1998	EMU	30	2394	79.8	1998	Toledo	27	1749	64.3	1998	Akron	731-1548	.472
1997	BGSU	31	2548	82.2	1997	Miami	29	1882	64.9	1997	EMU	975-1970	.495
1996	EMU	31	2594	83.7	1996	Miami	29	1854	63.9	1996	Toledo	822-1670	.492
1995	Ohio	34	2649	77.9	1995	Miami	30	1827	60.9	1995	BGSU	721-1427	.505
1994	Ohio	33	2668	80.8	1994	Akron	26	1727	66.4	1994	BGSU	732-1475	.496
1993	CMU	26	1918	73.8	1993	Miami	31	1775	57.3	1993	Ball State	835-1792	.465
1992	CMU	28	2060	73.6	1992	Ball State	33	1959	59.4	1992	WMU	715-1481	.483
1991	Miami	28	2225	79.5	1991	Kent	28	1831	65.4	1991	EMU	920-1790	.514
1990	Miami	29	2268	78.2	1990	Ball State	33	1935	58.6	1990	BGSU	851-1721	.494
1989	EMU	29	2252	77.7	1989	Ball State	32	1968	61.5	1989	Kent	788-1581	.498
1988	EMU	30	2477	82.6	1988	Ball State	28	1870	66.8	1988	Ohio	893-1774	.503
1987	EMU	29	2226	76.8	1987	CMU	30	1970	65.7	1987	CMU	871-1700	.512
1986	Miami	31	2381	76.8	1986	Miami	31	2100	67.7	1986	NIU	801-1591	.503
1985	Ball State	29	2225	76.7	1985	Ohio	30	1887	62.9	1985	CMU	791-1537	.515
1984	BGSU	28	2056	73.4	1984	Miami	30	1759	58.6	1984	Toledo	788-1473	.537
1983	Ball State	26	2150	74.1	1983	Ohio	32	1919	60.0	1983	NIU	703-1399	.503
1982	Toledo	26	1972	75.8	1982	Ohio	27	1746	64.7	1982	BGSU	850-1675	.507
1981	Toledo	31	2372	76.5	1981	NIU	29	1843	63.6	1981	WMU	849-1686	.504
1980	Toledo	29	2261	78.0	1980	NIU	29	1850	63.8	1980	Toledo	923-1724	.535
1979	NIU	27	2153	79.7	1979	Toledo	30	1871	62.4	1979	BGSU	837-1656	.505
1978	CMU	26	2152	82.8	1978	Toledo	27	1809	67.0	1978	Miami	868-1683	.516
1977	CMU	28	2188	78.1	1977	Toledo	27	1604	59.4	1977	Miami	811-1627	.498
1976	Toledo	25	1982	79.3	1976	WMU	28	1898	67.8	1976	Toledo	811-1585	.512
1975	CMU	28	2373	84.7	1975	Toledo	26	1685	64.8	1975	CMU	999-2041	.489
1974	Ohio	27	2128	78.8	1974	Toledo	26	1716	66.0	1974	Miami	835-1790	.467
1973	Ohio	26	2073	79.7	1973	Miami	27	1851	68.6	1973	Toledo	797-1734	.460
1972	Ohio	26	2053	78.9	1972	Toledo	25	1764	70.6	1972	WMU	325-676	.450
1971	Ohio	24	2006	83.6	1971	Miami	25	1591	63.6	1971	Miami	657-1444	.455
1970	Ohio	25	2102	84.1	1970	Miami	24	1497	62.4	1970	BGSU	733-1537	.477
1969	Ohio	26	2167	83.3	1969	Kent	24	1568	65.3	1969	BGSU	780-1656	.469
1968	Toledo	24	2055	85.6	1968	BGSU	25	1723	68.9	1968	Miami	626-1270	.493
1967	Toledo	25	2174	86.9	1967	Miami	24	1462	60.9	1967	Miami	585-1321	.443
1966	Marshall	24	2023	84.3	1966	Miami	25	1594	63.8	1966	Miami	698-1533	.454
1965	Marshall	24	2088	87.0	1965	Miami	24	1600	66.7	1965	Miami	812-1744	.466
1964	WMU	24	2028	84.5	1964	Miami	24	1583	66.0	1964	BGSU	751-1622	.463
1963	WMU	24	1874	78.9	1963	Toledo	24	1455	60.6	1963	WMU	736-1651	.449
1962	WMU	24	1915	79.8	1962	BGSU	25	1536	61.4	1962	BGSU	734-1679	.437
1961	Miami	24	1843	76.8	1961	Toledo	23	1469	63.9	1961	Ohio	708-1710	.414
1960	Ohio	25	1997	79.9	1960	Toledo	24	1395	58.1	1960	Ohio	795-1851	.429
1959	Marshall	24	1949	81.2	1959	Kent	24	1609	67.0	1959	BGSU	746-1679	.444
1958	Marshall	24	2029	88.2	1958	Toledo	23	1509	65.6	1958	BGSU	706-1626	.434
1957	Ohio	23	2004	87.1	1957	Miami	24	1759	73.3	1957	Ohio	757-1781	.428
1956	Marshall	23	2146	93.3	1956	Toledo	22	1740	79.1	1956	Kent	642-1563	.410
1955	Marshall	22	1921	87.3	1955	Toledo	22	1605	73.0	1955	Marshall	N/A	.432
1954	BGSU	24	1981	82.5	1954	Toledo	23	1610	70.0	1954	BGSU	719-1854	.388
1953	Miami	23	1916	83.3	1953	Toledo	23	1488	64.7	1953	Miami	703-1981	.355
1952	Miami	25	1823	72.9	1952	Toledo	31	1745	56.3	1952	Miami	706-2058	.341
1951	Cincinnati	22	1694	77.0	1951	Cincinnati	22	1298	59.0	1951	WMU	583-1765	.332
1950	Cincinnati	26	1864	71.7	1950	Cincinnati	26	1367	52.6	1950	Miami	393-1465	.268
1949	Cincinnati	28	1890	67.5	1949	Cincinnati	28	1487	53.1				
1948	Cincinnati	24	1574	65.6	1948	Butler	21	1031	49.1				
1947	Butler	22	1309	59.5	1947	Ohio	23	1157	50.3				

# HISTORY & RECORDS



## MAC Year-By-Year Team Leaders

### FREE THROW PERCENTAGE

Year	School	FTM-FTA	PCT
2007	Central Mich.	520-717	.725
2006	Buffalo	577-768	.751
2005	NIU	374-500	.748
2004	BGSU	548-707	.775
2003	Marshall	468-609	.768
2002	Akron	554-731	.758
2001	BGSU	546-712	.767
2000	Akron	585-767	.763
1999	WMU	435-568	.766
1998	WMU	477-639	.749
1997	WMU	406-559	.726
1996	Toledo	563-755	.746
1995	Kent	375-533	.703
1994	Kent	434-611	.710
1993	Ohio	475-661	.718
1992	Ohio	458-620	.739
1991	EMU	561-772	.727
1990	Kent	512-676	.757
1989	Kent	592-755	.784
1988	Ball State	431-585	.737
1987	Toledo	417-581	.718
1986	Ball State	535-714	.749
1985	Kent	516-696	.741
1984	Toledo	457-609	.750
1983	CMU	331-459	.721
1982	BGSU	453-617	.734
1981	Ball State	459-636	.722
1980	WMU	304-411	.740
1979	CMU	347-466	.745
1978	Miami	358-484	.740
1977	CMU	400-536	.746
1976	CMU	328-425	.772
1975	Miami	374-514	.728
1974	Toledo	350-498	.703
1973	Kent	274-382	.717
1972	BGSU	443-629	.704
1971	Miami	431-588	.733
1970	Toledo	455-657	.692
1969	Miami	454-637	.713
1968	Miami	363-491	.739
1967	Miami	438-602	.728
1966	Kent	450-649	.693
1965	WMU	472-640	.737
1964	BGSU	430-571	.753
1963	Miami	370-518	.714
1962	BGSU	364-507	.718
1961	Miami	437-604	.724
1960	Miami	410-591	.694
1959	Marshall	N/A	.748
1958	BGSU	336-492	.683
1957	WMU	430-607	.708
1956	Ohio	560-819	.684
1955	WMU	541-742	.745
1954	BGSU	543-794	.684
1953	Miami	510-761	.670
1952	Miami	411-627	.652
1951	Miami	267-424	.629
1950	WMU	456-721	.632
1949	WMU	300-510	.588
1948	WMU	310-537	.588

### REBOUNDING

Year	School	G	REB	AVG	OPP	MAR
2007	Buffalo	31	1186	38.3	31.6	+6.6
2006	KSU	34	1130	33.2	30.7	+2.5
2005	Miami	30	1084	36.1	29.6	+6.5
2004	WMU	31	1177	38.0	32.1	+5.9
2003	NIU	31	1105	35.6	31.3	+4.4
2002	KSU	36	1322	36.7	31.7	+5.0
2001	BSU	30	1151	38.4	33.0	+5.3
2000	Ohio	33	1280	38.8	33.2	+5.6
1999	Ohio	28	1096	39.1	32.6	+6.5
1998	EMU	30	1123	37.4	36.3	+1.1
1997	Miami	29	1080	37.2	29.9	+7.3
1996	Ohio	30	1206	40.2	33.8	+6.4
1995	Ohio	34	1409	41.4	34.9	+6.5
1994	Ohio	33	1311	39.7	34.1	+5.6
1993	BSU	34	1199	35.5	31.0	+4.3
1992	KSU	28	952	34.0	29.8	+4.2
1991	BGSU	30	1156	38.5	33.7	+4.8
1990	BSU	33	1304	39.5	30.9	+8.6
1989	BSU	32	1183	37.0	31.0	+6.0
1988	Ohio	30	1110	37.0	31.6	+5.4
1987	EMU	29	1047	36.1	32.6	+3.5
1986	Miami	31	1184	38.2	33.9	+4.3
1985	BSU	29	1047	36.1	31.3	+4.8
1984	Ohio	28	990	35.4	31.3	+4.1
1983	Ohio	32	1160	36.3	29.8	+6.5
1982	Miami	27	980	36.3	31.0	+5.3
1981	CMU	27	949	36.6	31.1	+5.5
1980	KSU	27	1047	38.8	33.5	+5.3
1979	NIU	27	1256	46.5	42.4	+2.1
1978	CMU	26	1092	42.0	39.2	+2.8
	NIU	27	1121	41.5	38.7	+2.8
1977	NIU	27	1219	45.1	39.0	+6.1
1976	WMU	28	1176	42.0	34.7	+7.4
1975	WMU	26	1129	43.4	35.9	+7.5
1974	Kent State	26	1322	50.8	42.8	+8.0

*(Prior to 1974, rebounds were determined by*

*team average only)*

Year	School	G	REB	AVG
1973	Ohio	26	1365	52.5
1972	Ohio	26	1195	46.0
1971	Ohio	24	1128	47.0
1970	Ohio	25	1291	51.6
1969	Ohio	26	1361	52.3
1968	Ohio	23	1096	47.7
1967	Ohio	23	1284	55.8
1966	Ohio	23	1258	54.2
1965	Ohio	26	1478	56.8
1964	Ohio	27	1384	51.4
1963	BGSU	27	1364	50.5
1962	Ohio	23	1110	48.3
1961	WMU	24	1317	54.9
1960	Ohio	25	1467	58.7
1959	Ohio	24	1385	57.7
1958	Miami	27	1319	48.8
1957	Miami	24	1428	59.5
1956	Miami	20	1153	57.7
1955	Miami	23	1277	55.5
1954	Miami	22	1157	52.6
1953	Miami	23	1411	61.3
1952	Miami	25	1397	55.9
1951	Miami	23	1007	43.8

### THREE-POINT FIELD GOAL PCT.

Year	School	3PM-3PA	Pct.
2007	Akron	245-624	.393
2006	Northern Illinois	190-491	.387
2005	Northern Illinois	198-504	.393
2004	Toledo	225-576	.391
2003	Kent State	229-582	.393
2002	Marshall	252-595	.424
2001	Akron	189-436	.433
2000	Ball State	215-538	.400
1999	Akron	160-439	.364
1998	Western Michigan	209-511	.409
1997	Western Michigan	126-323	.390
1996	Miami	188-471	.399
1995	Bowling Green	145-401	.361
1994	Ball State	141-353	.399
1993	Kent State	162-384	.421
1992	Western Michigan	120-267	.449
1991	Ball State	147-359	.409
1990	Western Michigan	174-394	.442
1989	Kent State	135-313	.431
1988	Central Michigan	186-411	.453
1987	Eastern Michigan	144-310	.465

### THREE-POINT FIELD GOALS MADE

Year	School	3-Point Shots Made
2007	Akron	245
2006	Akron	264
2005	Western Michigan	249
2004	Kent State	264
2003	Toledo	248
2002	Ball State	310
2001	Toledo	210
2000	Marshall	246
1999	Miami	193
1998	Eastern Michigan	210
1997	Bowling Green	188
1996	Miami	188
1995	Ohio	178
1994	Miami	243
1993	Miami	218
1992	Miami	196
1991	Miami	207
1990	Central Michigan	238
1989	Central Michigan	150
1988	Central Michigan	186
1987	Eastern Michigan	144



# HISTORY & RECORDS

## MAC Year-By-Year Individual Leaders

### SCORING

Year	Player (School)	G	FG	FT	TP	PPG
2007	Martin Samarco (BGSU)	31	200	124	604	19.5
2006	John Bowler (EMU)	28	189	183	563	20.1
2005	John Reimold (BGSU)	29	182	94	537	18.5
2004	Derrick Tarver (UA)	27	196	173	122	22.7
2003	Chris Williams (BSU)	30	226	220	736	24.5
2002	Keith McLeod (BSU)	33	224	218	755	22.9
2001	David Webber (CMU)	27	153	141	496	18.4
2000	Tamar Slay (MAR)	30	216	72	597	19.9
1999	Wally Szczerbiak (MIA)	32	270	172	775	24.2
1998	Earl Boykins (EMU)	31	266	129	746	25.7
1997	Antonio Daniels (BGSU)	31	265	159	729	23.5
1996	Bonzi Wells (BSU)	28	269	143	712	25.4
1995	Gary Trent (Ohio)	33	293	163	757	22.9
1994	Gary Trent (Ohio)	33	309	210	837	25.4
1993	Gary Trent (Ohio)	27	194	126	514	19.0



*Ohio's Gary Trent led the MAC in scoring three consecutive years. Trent scored 19.0 ppg. in 1993, 25.4 ppg. in 1994 and 22.9 ppg., in 1995.*

1992	Lewis Geter (Ohio)	28	193	175	584	20.9
1991	Marcus Kennedy (EMU)	33	240	179	659	20.0
1990	Dave Jamerson (OH)	28	297	149	874	31.2
1989	Paul Graham (Ohio)	29	224	176	645	22.2
1988	Dan Majerle (CMU)	32	279	156	759	23.7
1987	Booker James (WMU)	27	214	162	598	22.1
1986	Ron Harper (MIA)	31	312	133	757	24.4
1985	Dan Palombizio (BSU)	29	279	204	762	26.3
1984	Tim Dillon (NIU)	27	235	103	573	21.2
1983	Melvin McLaughlin (CMU)	27	269	110	651	24.1
1982	Melvin McLaughlin (CMU)	25	255	71	581	23.2
1981	Harvey Knuckles (UT)	30	270	119	659	22.0
1980	Kenny Cunningham (WMU)	26	267	96	630	24.2
1979	Paul Dawkins (NIU)	26	291	113	695	26.7
1978	Burrell McGhee (KSU)	27	248	121	617	22.8

1977	Matt Hicks (NIU)	27	285	112	682	25.3
1976	Matt Hicks (NIU)	25	268	89	625	25.0
1975	Walt Lockett (Ohio)	26	252	143	657	25.2
1974	Walt Lockett (Ohio)	26	247	109	603	23.2
1973	Ben Kelso (CMU)	26	256	108	620	23.8
1972	Tom Kozecko (UT)	24	215	201	598	24.9
1971	Ruben Vance (KSU)	24	217	92	526	21.9
1970	Jim Penix (BGSU)	23	173	102	448	19.5
1969	Gene Ford (WMU)	24	237	146	620	25.8
1968	Fred Foster (MIA)	23	230	157	617	26.8
1967	Walt Piatkowski (BGSU)	24	227	80	534	22.3
1966	George Stone (MAR)	24	178	91	447	18.6
1965	Bob Dwors (BGSU)	24	204	145	553	23.1
1964	Howard Komives (BGSU)	23	292	260	844	36.7
1963	Manny Newsome (WMU)	24	229	97	555	23.1
1962	LaVern Benson (MIA)	24	229	132	590	24.6
1961	Dave Zeller (MIA)	24	181	172	534	22.3
1960	Jim Darrow (BGSU)	24	289	127	705	29.4
1959	Leo Byrd (MAR)	24	242	220	704	29.3
1958	Leo Byrd (MAR)	24	214	171	599	24.9
1957	Wayne Embry (MIA)	24	215	171	553	23.0
1956	Jim Ray (UT)	22	171	211	563	25.6
1955	Dick Howard (WRU)	22	172	191	535	24.3
1954	Al Bianchi (BGSU)	24	226	148	600	25.0
1953	Dick Walls (MIA)	23	172	143	487	21.2
1952	Jim Nowakowski (KSU)	22	148	101	397	17.9
1951	Joe Shaw (WMU)	22	135	49	319	14.5
1950	Bob Adams (WMU)	22	152	58	362	16.5
1949	Dan Boven (WMU)	22	124	119	367	16.7
1948	Bob Brown (MIA)	22	170	97	437	19.9

### ASSISTS

Year	Player (School)	G	AST	AVG
2007	Michael Redell (WMU)	32	142	4.4
	Sonny Troutman (Ohio)	32	142	4.4
2006	Brian Snider (WMU)	31	159	5.1
2005	DeAndre Haynes (KSU)	33	180	5.5
2004	DeAndre Haynes (KSU)	31	179	5.8
2003	A.W. Hamilton (MAR)	25	138	5.5
2002	Brandon Pardon (BGSU)	33	209	6.3
2001	Brandon Pardon (BGSU)	29	204	7.0
2000	Cornelius Jackson (MAR)	30	218	7.3
1999	Cornelius Jackson (MAR)	27	145	5.4
1998	Jason Kimbrough (WMU)	29	166	5.7
1997	Antonio Daniels (BGSU)	31	208	6.7
1996	Antonio Daniels (BGSU)	25	147	5.9
1995	Earl Boykins (EMU)	30	136	4.5
1994	James Reed (EMU)	27	140	5.2
1993	Jamie Matthews (BSU)	34	209	6.1
1992	Mike Spicer (BSU)	33	157	4.8
1991	Keith Wade (UT)	33	199	6.0
1990	Dennis Whitaker (Ohio)	28	185	6.6
1989	Derrick Richmond (CMU)	27	169	6.3
1988	Dennis Whitaker (OH)	29	199	6.9
1987	Eddie Schilling (MIA)	28	203	7.3
1986	Percy Cooper (EMU)	27	182	6.7
1985	Eddie Schilling (MIA)	31	214	6.9
1984	Brian Miller (BGSU)	28	178	6.4
1983	David Greer (BGSU)	30	217	7.2
1982	David Greer (BGSU)	28	242	8.6
1981	David Greer (BGSU)	25	189	7.6
1980	Sonny Newman (CMU)	25	155	6.2
1979	Dave Grauzer (CMU)	28	178	6.4

# HISTORY & RECORDS



## MAC Year-By-Year Individual Leaders

### 3-POINT FIELD GOAL PERCENTAGE

Year	Player (School)	FGM-FGA	PCT
2007	Derek Drews (WMU)	56-121	.463
2006	Martin Samarco (BGSU)	100-219	.457
2005	Dennis Trammell (BSU)	59-122	.484
2004	Rick McFadden (UA)	56-118	.475
2003	John Reimold (BGSU)	84-200	.420
2002	Nick Moore (UT)	87-192	.453
2001	David Falknor (UA)	47-87	.540
2000	Keith McLeod (BGSU)	51-107	.477
1999	Nate Meers (KSU)	63-148	.426
1998	Scot Effertz (KSU)	30-69	.435
1997	Bill Slack (CMU)	49-96	.510
1996	Aaron Brown (CMU)	51-104	.490
1995	Joel Burns (WMU)	27-53	.461
1994	James Heck (UT)	32-69	.464
1993	Jeff Anderson (KSU)	44-82	.537
1992	Sean Wightman (WMU)	48-76	.632
1991	Emanuel Cross (BSU)	60-128	.469
1990	Sander Scott (CMU)	56-115	.487
1989	Howard Chambers (EMU)	39-77	.506
1988	Steve Martenet (BGSU)	36-64	.563
1987	Deron Goheen (EMU)	25-47	.532

### 3-POINT FG MADE PER GAME

Year	Player (School)	FGM-FGA	Avg
2007	Eric Moore (UB)	75-192	2.68
2006	Martin Samarco (BGSU)	100-219	3.45
2005	Kevin Nelson (CMU)	78-190	3.12
2004	Jaivon Harris (Ohio)	30-88	2.93
2003	Ronald Blackshear (MAR)	98-265	3.38
2002	Nick Moore (UT)	87-192	3.00
2001	Jon Powell (WMU)	58-135	2.32
2000	Tamar Slay (MAR)	30-93	3.10
1999	LaDrell Whitehead (Ohio)	67-204	2.39
1998	Earl Boykins (EMU)	85-209	2.74
1997	D.J. Bosse (KSU)	86-181	3.20
1996	Jay Larranaga (BGSU)	72-171	2.70
1995	Ryan Jansen (CMU)	69-165	2.70
1994	Landon Hackim (MIA)	93-201	3.10
1993	Mark Alberts (UA)	107-271	4.12
1992	Mike Klinzing (KSU)	55-143	1.96
1991	Carl Thomas (EMU)	89-191	2.70
1990	Dave Jamerson (Ohio)	131-303	4.68
1989	Tim Stewart (MIA)	64-149	2.29
1988	Tommie Johnson (CMU)	93-131	2.91
1987	Brad Soucie (EMU)	72-159	2.48

### REBOUNDING

Year	Player (School)	G	REB	AVG
2007	Yassin Idbihi (UB)	28	261	9.3
2006	John Bowler (EMU)	28	301	10.8
2005	Danny Horace (MIA)	30	286	9.5
2004	Marcus Smallwood (NIU)	27	253	9.4
2003	Brandon Hunter (Ohio)	30	378	12.6
2002	Theron Smith (BSU)	35	381	10.9
2001	J.R. VanHoose (MAR)	27	299	11.1
2000	Shaun Stonerook (Ohio)	33	292	11.7
1999	Shaun Stonerook (Ohio)	28	266	9.1
1998	TJ Lux (NIU)	26	289	11.1
1997	Nate Huffman (CMU)	26	287	11.0
1996	Devin Davis (MIA)	29	287	9.9
1995	Gary Trent (Ohio)	33	423	12.8
1994	Gary Trent (Ohio)	33	377	11.4
1993	Steve Payne (BSU)	34	336	9.9

1992	Darian McKinney (CMU)	27	228	8.4
1991	Tom Best (UT)	33	295	8.9
1990	Craig Sutters (UT)	27	234	8.7
1989	Paris McCurdy (BSU)	32	272	8.5
1988	Dan Majerle (CMU)	32	346	10.8
1987	Booker James (WMU)	27	274	10.1
1986	Ron Harper (MIA)	31	362	11.7
1985	Dan Palombizio (BSU)	29	318	11.0
1984	John Devereaux (Ohio)	27	277	10.3
1983	John Devereaux (Ohio)	32	312	9.8
1982	Mitch Adamek (UT)	26	250	9.6
1981	Mike Robinson (CMU)	26	290	11.2
1980	Trent Grooms (KSU)	26	319	12.3
1979	Trent Grooms (KSU)	27	291	10.8
1978	Jeff Tropsf (CMU)	25	278	11.1
1977	Matt Hicks (NIU)	27	350	13.0
1976	Matt Hicks (NIU)	25	319	12.8
1975	Cornelius Cash (BGSU)	27	350	13.0
1974	Bradley Robinson (Kent)	26	423	16.2
1973	Cornelius Cash (BGSU)	26	396	15.2
1972	Dwight Kenner (KSU)	24	289	12.0
1971	Doug Hess (UT)	24	332	13.8
1970	Doug Hess (UT)	24	371	15.4
1969	Dan McLemore (BGSU)	24	252	10.5
1968	Fred Foster (MIA)	23	288	12.5



Miami's Wayne Embry led the MAC in rebounding in back-to-back seasons. Embry grabbed 17.4 rpg. in 1957 and 18.2 rpg. in 1958.

1967	John Schroeder (Ohio)	23	306	13.3
1966	Jim Patterson (MIA)	25	300	12.0
1965	Don Hilt (Ohio)	26	306	11.8
1964	Ajac Triplett (WMU)	24	278	11.5
1963	Nate Thurmond (BGSU)	27	452	16.7
1962	Nate Thurmond (BGSU)	25	394	15.8
1961	Nate Thurmond (BGSU)	24	449	18.7
1960	Howard Joliff (Ohio)	25	468	18.7
1959	Dave Scott (Ohio)	24	319	13.3
1958	Wayne Embry (MIA)	24	437	18.2
1957	Wayne Embry (MIA)	24	418	17.4
1956	Charlie Slack (MAR)	22	520	23.6
1955	Charlie Slack (MAR)	21	538	25.6
1954	Charlie Slack (MAR)	21	466	22.1
1953	Dick Walls (MIA)	23	333	14.5
1952	Jim Nowakowski (KSU)	22	324	14.7
1951	Dick Walls (MIA)	23	328	14.3



# HISTORY & RECORDS


## MAC Year-By-Year Individual Leaders

### FIELD GOAL PERCENTAGE

Year	Player (School)	FGM-FGA	PCT
2007	Florentino Valencia (UT)	164-246	.667
2006	Florentino Valencia (UT)	145-220	.659
2005	Josh Almanson (BGSU)	189-319	.592
2004	Gerritt Brigitha (CMU)	184-323	.570
2003	Chris Kaman (CMU)	244-392	.622
2002	Len Matela (BGSU)	192-323	.578
2001	J.R. VanHoose (MAR)	160-277	.578
2000	John Whorton (KSU)	159-250	.636
1999	J.R. Van Hoose (MAR)	149-251	.594
1998	Ryan Andrick (UA)	87-154	.565
1997	Ed Sears (Ohio)	156-241	.647
1996	Ben Handlogten (WMU)	154-257	.600
1995	Shane Kline-Ruminski (BGSU)	181-265	.683
1994	Scoop Williams (UT)	153-259	.591
1993	Gary Trent (Ohio)	194-298	.651
1992	Mike Williams (MIA)	131-189	.693
1991	Marcus Kennedy (EMU)	240-352	.682
1990	Joe Moore (BGSU)	144-239	.603
1989	Lamont Hanna (MIA)	128-224	.571
1988	Chad Keller (UT)	121-188	.644
1987	Mike McCaskill (EMU)	152-256	.594
1986	Steve Martenet (BGSU)	110-188	.585
1985	Derek Boldon (CMU)	171-286	.598
1984	Derek Boldon (CMU)	151-238	.634
1983	Bill Faine (BGSU)	157-286	.549
1982	Allen Rayhorn (NIU)	149-259	.575
1981	Al Gooden (BSU)	160-282	.567
1980	Jim Swaney (UT)	218-354	.616
1979	Scott Spencer (BGSU)	119-197	.604
1978	Archie Aldridge (MIA)	228-375	.608
1977	Tom Cutter (WMU)	128-215	.595
1976	Tom Cutter (WMU)	140-217	.645
1975	Dan Roundfield (CMU)	216-353	.612
1974	Paul Griffin (WMU)	109-186	.586
1973	Jim Brown (UT)	81-137	.591
1972	Tom Kozelko (UT)	215-392	.549
1971	Craig Love (Ohio)	182-351	.519
1970	Ron Snyder (MIA)	49-81	.605
1969	Ray Loucks (MIA)	96-170	.565
1968	Walt Piatkowski (BGSU)	262-502	.524
1967	Fred Foster (MIA)	183-394	.481
1966	Phil Snow (MIA)	109-218	.500
1965	Jeff Gehring (MIA)	161-303	.531
1964	Tom Baker (BGSU)	150-273	.549
1963	Dave Anderson (WMU)	63-115	.548
1962	Bob Dawson (BGSU)	86-178	.483
1961	Stacy Bunton (Ohio)	82-171	.480
1960	Jim Darrow (BGSU)	289-586	.493
1959	John Bilhoan (MAR)	155-316	.489
1958	Hal Greer (MAR)	155-316	.489
1957	Wayne Embry (MIA)	215-420	.511
1956	Hal Greer (MAR)	123-200	.615
1955	Bob Strawser (Ohio)	69-129	.535
1954	Alan Berkeley (WMU)	51-111	.450
1953	Dick Walls (MIA)	172-403	.427
1952	Jim Nowakowski (KSU)	148-351	.421
1951	Joe Shaw (WMU)	135-335	.400
1950	Joe Shaw (WMU)	N/A	.407

### FREE THROW PERCENTAGE

Year	Player (School)	FTM-FTA	PCT
2007	David Kool (WMU)	99-108	.917
2006	Justin Ingram (UT)	127-145	.876
2005	Michael Ross (EMU)	82-96	.854
2004	Matt McCollom (BSU)	115-139	.827
2003	Ronald Blackshear (MAR)	111-125	.888
2002	Robby Collum (WMU)	127-147	.864
2001	Chad Pleiness (CMU)	76-86	.884
2000	Chad Kamstra (UT)	79-91	.868
1999	Jami Bosley (UA)	155-180	.861
1998	Chad Kamstra (UT)	60-70	.857
1997	Scott Gooden (UA)	63-71	.887
1996	Landon Hackim (MIA)	82-94	.872
1995	Brook Bright (KSU)	57-67	.851
1994	Antonio Daniels (BGSU)	84-103	.816
1993	Sean Wightman (WMU)	58-65	.892
1992	Dan Aloï (Ohio)	72-85	.847
1991	Lewis Geter (Ohio)	137-158	.867
1990	Clinton Venable (BGSU)	114-129	.884
1989	Ric Blevins (Kent)	94-105	.895
1988	Dave Jamerson (Ohio)	74-87	.851



*Bowling Green's Antonio Daniels led the MAC in free throw percentage after shooting .816 pct. from the line in 1994.*

1987	Billy Stanback (WMU)	82-94	.872
1986	Eric Newsome (MIA)	134-158	.848
1985	Donald Petties (WMU)	117-137	.854
1984	Carl Armato (NIU)	83-96	.865
1983	Melvin McLaughlin (CMU)	110-129	.853
1982	Chuck Stahl (MIA)	57-65	.877
1981	Kenny Howell (KSU)	45-54	.833
1980	Joe Faine (BGSU)	84-97	.866
1979	Dave Grauzer (CMU)	70-81	.864
1978	Jay Lehman (UT)	67-81	.827
1977	Bill Weaver (EMU)	57-69	.826
1976	Leonard Drake (CMU)	101-115	.878
1975	Ron Dieringer (MIA)	63-73	.863

# HISTORY & RECORDS



## MAC Year-By-Year Individual Leaders

1974	Jeff Montgomery (BGSU)	75-91	.842
1973	Gary Dees (MIA)	40-47	.851
1972	Tom Kozelko (UT)	168-201	.836
1971	Steve Handy (MIA)	46-55	.836
1970	Gerald Sears (MIA)	58-67	.866
1969	Mike Wren (MIA)	86-104	.827
1968	Walt Piatkowski (BGSU)	75-92	.815
1967	Fred Foster (MIA)	133-174	.764
1966	Walt Piatkowski (BGSU)	80-104	.769
1965	Dave Anderson (EMU)	158-183	.863
1964	Manny Newsome (WMU)	130-150	.867
1963	Howard Komives (BGSU)	122-150	.813
1962	Howard Komives (BGSU)	134-156	.859
1961	Pete Baltic (KSU)	77-90	.855
1960	Herb Rowan (MIA)	103-133	.774
1959	Leo Byrd (MAR)	220-266	.827
1958	Hal Greer (MAR)	95-114	.833
1957	Jim Thomas (MIA)	68-82	.829
1956	Jim Ray (UT)	221-276	.801
1955	Tom Bryant (MIA)	72-91	.791
1954	Jim Gerber (BGSU)	125-173	.723
1953	Lowell Shumaker (KSU)	79-102	.774
1952	Dick Walls (MIA)	117-164	.713
1951	Dick Walls (MIA)	84-118	.712
1950	Charles Tiberghien (MIA)	40-57	.701
1949	Don Groggel (WMU)	33-48	.687
1948	Bob Brown (MIA)	97-156	.622

### STEALS

Year	Player (School)	G	STEALS	AVG
2007	Sonny Troutman (Ohio)	32	82	2.6
2006	Brian Snider (WMU)	31	63	2.0
2005	Keith Triplett (UT)	29	75	2.6
2004	Keith Triplett (UT)	31	79	2.6
2003	Robby Collum (WMU)	31	83	2.7
2002	Robby Collum (WMU)	30	72	2.4
2001	Trent Jackson (BGSU)	29	59	2.0
2000	Jimmal Ball (UA)	28	72	2.6
1999	Dunae Clemens (BSU)	27	67	2.5
1998	Bonzi Wells (BSU)	29	103	3.6
1997	DeMar Moore (BGSU)	31	78	2.5
	Bonzi Wells (BSU)	29	73	2.5
1996	Bonzi Wells (BSU)	28	87	3.1
1995	Bonzi Wells (BSU)	30	84	2.8
1994	Jamie Mahaffey (MIA)	30	59	2.0
1993	Sam Brown (UT)	28	51	1.8
1992	Keith Stalling (BSU)	33	67	2.0
1991	Nate Craig (Ohio)	28	64	2.3
1990	Harold Walton (KSU)	29	62	2.1
1989	Lorenzo Neely (EMU)	29	78	2.7
1988	Lorenzo Neely (EMU)	30	71	2.4
1987	Reggie Adams (KSU)	29	76	2.6
1986	Ron Harper (MIA)	31	101	3.3
1985	Ron Harper (MIA)	31	82	2.7
1984	Booker James (WMU)	26	47	1.8
1983	Ron Harper (MIA)	28	62	2.2
1982	David Jenkins (BGSU)	29	72	2.5
1981	John Williams (BSU)	30	55	1.8
1980	Robert Kitchen (KSU)	27	67	2.5
1979	Dave Grauzer (CMU)	28	63	2.3
1978	Dave Grauzer (CMU)	25	62	2.5
1977	-Not Available-			
1976	-Not Available-			
1975	James McElroy (CMU)	28	48	1.7
1974	Dan Roundfield (CMU)	26	52	2.0

### BLOCKED SHOTS

Year	Player (School)	G	BLKD SHTS	AVG
2007	James Hughes (NIU)	30	64	2.1
2006	James Hughes (NIU)	25	40	1.6
2005	James Hughes (NIU)	28	53	1.9
2004	John Edwards (KSU)	31	81	2.6
2003	Chris Kaman (CMU)	31	98	3.2
2002	Lonnie Jones (BSU)	34	89	2.7
2001	Patrick Flomo (OH)	30	105	3.5
2000	Lonnie Jones (BSU)	31	84	2.7
1999	Lonnie Jones (BSU)	26	52	2.0
1998	George Phillips (UA)	27	42	1.6
1997	Charles Macon (CMU)	26	46	1.8
1996	Jason Terry (Ohio)	30	89	3.0
1995	Theron Wilson (EMU)	30	80	2.7
1994	Jason Terry (OH)	33	85	2.6
1993	Theron Wilson (EMU)	30	96	3.2
1992	J.C.Harris (UT)	27	60	2.2
1991	J.C.Harris (UT)	33	45	1.4
1990	Brian Nolan (EMU)	32	49	1.5
1989	Brian Nolan (EMU)	29	59	2.0
1988	John Rhodes (Ohio)	30	39	1.3
1987	Charles Smith (BSU)	27	86	3.2
1986	Ron Harper (MIA)	31	71	2.3
1985	Mike Chesser (BSU)	29	40	1.4
1984	John Devereaux (Ohio)	28	70	2.5
1983	John Devereaux (Ohio)	32	99	3.1
1982	Allen Rayhorn (NIU)	30	74	2.5
1981	Allen Rayhorn (NIU)	29	78	2.7
1980	-Not Available-			
1979	George Bradley (BSU)	27	41	1.5
1978	-Not Available-			
1977	Ben Poquette (CMU)	28	96	3.4
1976	Ben Poquette (CMU)	26	68	2.6
1975	Dan Roundfield (CMU)	28	84	3.0
1974	Dan Roundfield (CMU)	26	53	2.0



Central Michigan's Dan Roundfield led the MAC in blocked shots in 1974 & 1975.



# HISTORY & RECORDS

## MAC Hall Of Fame

The Mid-American Conference Hall-of-Fame was approved by the MAC Council of Presidents at their meeting on December 2, 1987. The charter class was inducted into the MAC Hall of Fame in 1988 and subsequent classes were added in 1989, 1990, 1991, 1992 and 1994.

The MAC was the first Division 1 conference to organize a Hall of Fame. Each of the schools nominates a list of individuals to be considered for induction. The nominated individuals must have participated during the time the university was in the MAC and five years must have passed from the time the individual participated in athletics or worked in the athletic department at his or her university or upon retirement from the institution. The individual is not required to be a MAC graduate, but must have worked or attended a MAC university.

With a seven-person selection committee, the nominee must receive at least five affirmative votes to be selected for induction. The selection committee consists of former MAC administrators in addition to long-standing members of the media.

In considering an individual's qualifications, the committee will consider contributions that the individual made during his or her time at the institution as well as the positive publicity and goodwill that the individual has brought to the university since leaving.

### MAC HALL OF FAME INDUCTEES

Harold Anderson, BGSU Basketball	1991	Karen Michalak, CMU Basketball,	
Janet Bachna, Kent State Gymnastics	1992	Track and Field Hockey	1992
Joe Begala, Kent State Wrestling	1991	Gordon Minty, EMU Track & Field	1994
Tom Beutler, Toledo Football	1994	Steve Mix, Toledo Basketball	1989
Kermit Blosser, Ohio Golf	1988	Thurman Munson, Kent State Baseball	1990
Jim Corrigan, Kent State Football	1994	Ira Murchinson, WMU Track & Field	1990
Hasely Crawford, EMU Track & Field	1991	Don Nehlen, BGSU Football	1994
Caroline (Mast) Daugherty, Ohio Basketball	1994	Manny Newsome, WMU Basketball	1988
Chuck Ealey, Toledo Football	1988	Bob Owchinko, EMU Baseball	1992
Fran Ebert, WMU Softball/Basketball	1992	Ara Parseghian, Miami Football	1988
John Gill, WMU Athlete/Coach/Administrator	1994	Doyt Perry, BGSU Football	1988
Maurice Harvey, Ball State Football	1992	John Pont, Miami Football Player/Coach	1992
Bill Hess, Ohio Football Coach	1992	John Pruis, Ball State President	1994
Gary Hogeboom, CMU Football	1994	Trevor Rees, Kent State Football	1989
Fred Jacoby, MAC Commissioner	1990	David Reese, MAC Commissioner	1988
Bob James, MAC Commissioner	1989	George Rider, Miami Track & Field	1989
Ron Johnson, EMU Football	1988	William Rohr, Miami Basketball Coach	1994
Ted Kjolhede, CMU Basketball	1988	Don Roundfield, CMU Basketball	1990
Ken Kramer, Ball State Football	1991	Bo Schembechler, Miami Football Coach	1991
Bill Lajoie, WMU Baseball	1991	Dick Shrider, Miami Basketball	1990
Jack Lambert, Kent State Football	1988	Jim Snyder, Ohio Basketball	1991
Frank Lauterbur, Toledo Football	1990	Shafer Suggs, Ball State Football	1989
Mel Long, Toledo Football	1992	Phil Villapiano, BGSU Football	1992
Charlier Maher, WMU Baseball	1989	Nate Thurmond, BGSU Basketball	1989
Ray McCallum, Ball State Basketball	1988	Bob Welch, EMU Baseball	1990
Jack McLain, MAC Football Official	1992	Dave Wottle, BGSU Track & Field	1990
		Bob Wren, Ohio Baseball	1989


## THE MAC MEDIA HALL OF FAME

Nine media members were inducted as the charter members of the MAC's Media Hall of Fame on Monday, May 20, 1996.

The MAC News Media Association coordinated selection to the MAC Media Hall of Fame. The criteria for selection are 30-plus years of active coverage, either as a newspaper beat reporter/columnist or as a play-by-play announcer or color commentator.

The following were selected as the charter class of the MAC Media Hall of Fame:

- Dave Carr  
*Bowling Green/WFOB Radio*
- Harry DeVault  
*Kent/Ravenna Record-Courier*
- John Fountain  
*Eastern Michigan radio play-by-play*
- Jerry Keil  
*Toledo radio play-by-play*
- Ron LeMasters  
*Ball State/Muncie Star*
- Morry Mannies  
*Ball State radio play-by-play*
- Jack Moss  
*Kalamazoo Gazette*
- Persh Rohrer  
*Athens Messenger and Kent/Ravenna Record Courier*
- Dick Schorr  
*Ohio play-by-play*



Toledo's Steve Mix

# HISTORY & RECORDS



## MAC Arena Directions

### AKRON - JAMES A. RHODES ARENA

**From the North** - I-77 south to Grant Street/Wolf Ledges exit; turn left at first light (Wolf Ledges); go about one mile. Road will go under a bridge and curve sharply to right (at this point it becomes Carroll Street), then proceed to campus. (2) Ohio Turnpike (I-80/90) to Exit 12 (Route 8); go south on Route 8 approximately 12 miles to Buchtel/Carroll exit. Turn left at the stop light. The second traffic light is the Carroll Street/Spicer Street intersection. Rhodes Arena is directly in front of you. Gameday media parking is in Lot 8 at this intersection.

**From the South** - I-77 north to Route 8 north; exit at Buchtel/Carroll exit. Go straight through traffic light. Turn right on Carroll Street at the next traffic light. Rhodes Arena is directly in front of you. Gameday media parking is in Lot 8 at this intersection (Carroll Street/Spicer Street).

**From the East** - I-76 west to Route 8 north (at central interchange); exit at Buchtel/Carroll exit; turn left on either Buchtel Avenue or Carroll Street. The second traffic light is the Carroll Street/Spicer Street intersection. Rhodes Arena is directly in front of you. Gameday media parking is in Lot 8 at this intersection.

**From the West** - I-76 east to Grant Street/Wolf Ledges exit; turn left at light (Wolf Ledges); go about one mile. Road will go under a bridge and curve sharply to right (at this point it becomes Carroll Street), then proceed to campus. (2) Ohio Turnpike (I-80/90) to Exit 12 (Route 8); go south on Route 8 approximately 12 miles to Buchtel/Carroll exit. Turn left at the stop light. The second traffic light is the Carroll Street/Spicer Street intersection. Rhodes Arena is directly in front of you. Gameday media parking is in Lot 8 at this intersection.

### BALL STATE - JOHN E. WORTHEN ARENA

**From the North** - I-69 south to Muncie exit 332 east; turn right at Tillotson (football stadium); turn left at Bethel Avenue (first stoplight); turn right onto McKinley (first stoplight), and proceed to campus.

**From the South** - I-69 north to Muncie exit 332 east; turn right at Tillotson (football stadium); turn left at Bethel Avenue (first stoplight); turn right onto McKinley (first stoplight), and proceed to campus.

**From the East** - I-70 west to State Road 35 north to 3/35/67 Bypass around Muncie; go north on bypass to McGalliard Avenue and turn left; turn left at Tillotson; then follow directions above (A).

**From the West** - I-74 east to 465 north to I-69 north; take I-69 to Exit 332 (Muncie); turn right at Tillotson (football stadium); turn left at Bethel Avenue (first stoplight); turn right onto McKinley (first stoplight), and proceed to campus.

### BOWLING GREEN - ANDERSON ARENA

**From the North** - I-75 south to Exit 181; turn right and proceed to campus. Go west on Wooster Street. Go to the second traffic light (Mercer Road) and turn right. Go to Ridge Street and turn left. The arena and parking lot will be about one-half mile down on left side.

**From the South** - I-75 north to Exit 181; turn left and proceed to campus. Go west on Wooster Street. Go to the second traffic light (Mercer Road) and turn right. Go to Ridge Street and turn left. The arena and parking lot will be about one-half mile down on left side.

**From the East** - Ohio Turnpike (I-80/90) to I-75 south (exit 4A-Perrysburg). Take I-75 south to Exit 181; turn right and proceed to campus. Go west on Wooster Street. Go to the second traffic light (Mercer Road) and turn right. Go to Ridge Street and turn left. The arena and parking lot will be about one-half mile down on left side.

**From the West** - Ohio Turnpike (I-80/90) to I-75 south (Exit 4A-Perrysburg). Take I-75 south to Exit 181; turn right and proceed to campus. Go west on Wooster Street. Go to the second traffic light (Mercer Road) and turn right. Go to Ridge Street and turn left. The arena and parking lot will be about one-half mile down on left side.

### BUFFALO - ALUMNI ARENA

**From the West** - Take the I-90 East until you reach the I-290 (past the Buffalo airport exit). Take the I-290 West (sign is for Niagara Falls) and proceed until Exit 5B (Millersport Highway, Rte. 263). Get off exit and merge into traffic. Go through first light (Marriott is on your left) but move into right lane. Enter campus at the Flint Street exit and follow signs to athletic events.

**From the East** - Take the I-90 West until you reach the I-290 (just past tolls, follow State University signs). Take the I-290 West (sign is for Niagara Falls) and proceed until Exit 5B (Millersport Highway, Rte. 263). Get off exit and merge into traffic. Go through first light (Marriott is on your left) but move into right lane. Enter campus at the Flint Street exit and follow signs to athletic events.

**From the South** - Take I-79 North until you get to Erie, PA. Take the I-90 East until you reach the I-290 (past the Buffalo airport exit). Take the I-290 West (sign is for Niagara Falls) and proceed until Exit 5B (Millersport Highway, Rte. 263). Get off exit and merge into traffic. Go through first light (Marriott is on your left) but move into right lane. Enter campus at the Flint Street exit and follow signs to athletic events.

**From the North** - Take the QEW to the Queenston/Lewiston Bridge. Once across bridge, get on I-190 South. Follow I-190 South until you reach the I-290 East and proceed until Exit 5B (Millersport Highway, Rte. 263). Get off exit and merge into traffic. Go through first light (Marriott is on your left) but move into right lane. Enter campus at the Flint Street exit and follow signs to athletic events.

### CENTRAL MICHIGAN - ROSE ARENA

**From the North** - U.S. 27 to the first Mt. Pleasant exit. This will exit to the right and become Mission Street on the north side of Mt. Pleasant. Take Mission all the way south with the CMU campus on the right (west) side of Mission starting at the corner of Bellows and Mission. Turn right onto Broomfield Road. Football, basketball, softball, indoor track and outdoor track venues are on the left

**From the South** - U.S. 27 to the first Mt. Pleasant exit. This will exit to the left and become a two-lane road that goes right into campus and the town. CMU will be on the left (west) side.

**From the East** - I-75 to M-57 or M-46. Then take U.S. 27 to the first Mt. Pleasant exit. This will exit to the right and become Mission Street on the north side of Mt. Pleasant. Take Mission all the way south with the CMU campus on the right (west) side of Mission starting at the corner of Bellows and Mission.

**From the West** - M-46 to U.S. 27 to the first Mt. Pleasant exit. This will exit to the left and become a two-lane road that goes right into campus and the town. CMU will be on the left (west) side.

### EASTERN MICHIGAN - CONVOCATION CENTER

**From the North/South** - U.S. 23 to Washtenaw Avenue (exit 37); head east on Washtenaw to Oakwood; turn left on Oakwood and proceed to campus.

**From the East** - I-94 west to Huron Street (exit 93); head north on Huron Street to Cross Street; turn left at Cross to Oakwood; turn right at Oakwood and proceed to campus.

**From the West** - I-94 east to U.S. 23 north; exit U.S. 23 at Washtenaw Avenue (exit 37); head east on Washtenaw to Oakwood; turn left on Oakwood and proceed to campus.





# HISTORY & RECORDS

## MAC Arena Directions

### KENT STATE - M.A.C. CENTER

**From I-76** - take the Kent (Route 43) exit and proceed north to Route 261; turn right (east) onto Route 261. Proceed 1/4 mile to Campus Center Drive; turn left and proceed to campus.

**From I-80** - take the Streetsboro exit (#13). After the toll booth, proceed straight (follow the Ravenna sign) onto Route 14 (southeast) past Route 303 to Route 43; turn right (south) on Route 43 and continue for approximately six miles until you come to the traffic light at Main Street; follow Main to the fifth traffic light; turn right (south) onto Lincoln Street; proceed on Lincoln Street to the first traffic light; turn left and proceed on Summit Street to the second traffic light; turn left at the light and proceed to campus.

**From I-90** - proceed toward Cleveland. Take I-271 south to I-480 east; stay on I-480 until it becomes Route 14 in Streetsboro. Turn right (south) on Route 43 and continue south for approximately six miles until you come to the traffic light at Main Street, then follow directions above; follow Main to the fifth traffic light; turn right (south) onto Lincoln Street; proceed on Lincoln Street to the first traffic light; turn left and proceed on Summit Street to the second traffic light; turn left at the light and proceed to campus.

### MIAMI - MILLETT HALL

**From the North** - I-75 south to I-70 west to State Route 127 south (Eaton-Hueston Woods exit); turn left; follow State Route 127 through Eaton and Camden to State Route 73; turn right, and proceed to Oxford.

**From the South** - I-75 north to I-275 north (take the airport exit which goes off to the left); follow signs for Indianapolis/Cincinnati (I-275 splits and becomes I-74/Indianapolis and I-275/Cincinnati-Dayton); follow I-275 east towards Dayton; take Colerain Avenue exit and turn left. This is State Route 27 north, proceed towards Oxford.

**From I-70 Going East** - Take the State Route 27 south exit in Richmond, Indiana; proceed through Richmond and Liberty, Indiana, to Oxford.

**From I-70 Going West** - Continue west to State Route 127 south; follow State Route 127 through Eaton and Camden to State Route 73; turn right, and proceed to Oxford.

### NORTHERN ILLINOIS - CONVOCATION CENTER

**From the North or West** - Take I-39 south to Route 38 (exit #99); take Route 38 east 14 miles to DeKalb; turn left at Annie Glidden Road and proceed half a mile to campus.

**From the South** - Take I-39 north to Route 38 (exit #99); take Route 38 east 14 miles to DeKalb; turn left at Annie Glidden Road and proceed half a mile to campus.

**From the East** - Take I-290 or 294 to I-88; take I-88 west to Annie Glidden Road (exit #107); go north on Annie.

### OHIO - CONVOCATION CENTER

**From the Northeast** - I-77 south to State Route 7 (exit #1 - Marietta) to U.S. 50 west to Athens; follow U.S. 50/State Route 32 west to State Route 682 north (sign denotes Ohio University); exit 682 north; turn right at first traffic light (Richland Avenue), and proceed to campus.

**From the Northwest** - U.S. 23 south to I-270 east to U.S. 33 east (Lancaster exit) to Athens; exit the second State Route 682 north exit (marked Ohio University this exit); follow 682 north; then follow directions above; turn right at first traffic light (Richland Avenue), and proceed to campus.

**From the West** - Follow State Route 32 east (Appalachian Highway); State Route 32 merges with U.S. 50; follow 32/50 to Athens; exit State Route 682 north; turn right at first traffic light (Richland Avenue), and proceed to campus.

### TOLEDO - JOHN F. SAVAGE HALL

**From the North** - (1) I-75 to I-475 west; exit at Douglas Rd.; south (left) on Douglas Rd., crossing Monroe St., Central Ave., Kenwood and University Hills Blvds.; enter campus via Oakwood Ave. and proceed to the first stop sign, where attendants will direct you to the parking lot; or (2) Rt. 23 to I-475 east; exit at Secor Rd.; south (right) on Secor Rd. to Bancroft Street; left on Bancroft one-half mile to campus main entrance on the right.

**From the East** - Ohio Turnpike to Exit 4A; I-75 north to I-475 west; exit at Douglas Rd.; south (left) on Douglas Rd., crossing Monroe St., Central Ave. and Kenwood Blvd.; right on University Hills Blvd., which leads to the main entrance to campus.

**From the South** - I-75 to I-475 west; exit at Douglas Rd.; south (left) on Douglas Rd., crossing Monroe St., Central Ave. and Kenwood Blvd.; right on University Hills Blvd., which leads to the main entrance to campus.

**From the West** - Ohio Turnpike to Exit 59; Reynolds Rd. north to Bancroft St.; east (right) on Bancroft St. three miles to campus main entrance on the right.

### WESTERN MICHIGAN - UNIVERSITY ARENA

**From I-94** - Exit at Oakland Drive and proceed north. Go through a stoplight at Howard Street and continue one mile until coming to Oliver Street on your left. Turn left onto Oliver and follow down to the Stadium Drive stoplight. Go through the stoplight. Read Fieldhouse, which houses the arena, is directly in front. Media parking is in Lot 14, at the south end of the building.

**From U.S. 131** - At exit #36, turn east onto Stadium Drive, go 2.6 miles; turn left onto Oliver Street. Read Fieldhouse, which houses the arena, is directly in front. Media parking is in Lot 14, at the south end of the building.

**From M-43 West of Kalamazoo** - Go easterly past U.S. 131; after 1.7 miles, turn right onto Solon Street; follow Solon into Howard Street and go 1.1 miles to Stadium Drive; turn left and proceed easterly 1/2 mile to Oliver Street; follow directions above for exiting from U.S. 131 (B).

**From M-43 North of Kalamazoo** - Turn left off M-43 (Gull Road) in Kalamazoo onto Riverview Drive; go under the railroad overpass and bear right onto Michigan Avenue. Continue westerly on Michigan Avenue for 1/2 mile; it then becomes Kalamazoo Avenue, which is one-way westbound. After 1.4 miles, bear left and go 0.3 miles; cross Main Street and rejoin Michigan Avenue; proceed westerly on Michigan Avenue to campus.

**From Downtown Kalamazoo** - Go westerly on Kalamazoo Avenue as in above directions OR go westerly on Lovell Street, then turn left onto Michigan Avenue and proceed to the campus.

