

SIR World Report 2012 :: Global Ranking

Introduction

We present here the forth release of Scimago Institutions rankings World Reports annual series. The report shows a set of bibliometric indicators that unveil some of the main dimensions of research performance of worldwide research-devoted institutions. As in former editions, **SIR World Report 2012** aims at becoming an evaluation framework of research performance to Worldwide Research Organizations.

The report shows six indicators that will help users evaluate the scientific impact, thematic specialization, output size and international collaboration networks of the institutions.

The period analyzed in the current edition covers 2006-2010. The tables include institutions having published at least 100 scientific documents of any type, that is, articles, reviews, short reviews, letters, conference papers, etc., during the year 2010 as collected by worldwide leader scientific database Scopus by Elsevier. The report encompasses Higher Education Institutions (HEIs) as well as other research-focused organizations from different sizes, with different missions and from countries in the five continents. Institutions are grouped into five Institutional Sectors: Higher Education, Health System, Government Agencies, Corporations and Others.

To elaborate this report, we carry out the challenging task of identifying and disambiguating all the institutions through an overwhelming number of scientific articles, reviews and conference papers contained in Scopus. The task, which is carried out by a mix of computer and human means, comprises the identification and gathering of institution's affiliation variants under a unique identifiable form as well as the classification into institutional sectors.

SIR World Reports 2012 is the most comprehensive ranking of Worldwide Research Institutions. Following the goal of embracing every institution around the world with meaningful scientific output, the ranking now includes 3,290 institutions that together are responsible for more than 80% of worldwide scientific output during the term 2006-10 as indexed in Elsevier's Scopus database.

The intended target audience of SIR World Report 2012 is formed by policymakers, research managers, researchers, media and general public interested in finding out about research performance of worldwide Institutions.

Highlights and New Features

SIR World Report 2012 presents indicators that will help offer a wider vision of research activity at worldwide research institutions. In addition to the common features that make very informative tables as research excellence labels or regional and national ranks, this year's edition includes two indicators: the Specialization Index, which indicates the specialization profile of institutions and the Excellence Rate or the ability of institutions to produce best-quality papers among their output. These, alongside the regular indicators used in former editions aim at offering wider information about the research performance of the institutions included. Additionally, this year, the SIR includes one new indicator to represent the institution's scientific leadership (read the side banner). SIR World Reports will include (in some weeks) four additional subject rankings each covering a major scientific area, grouped together in Health Sciences, Life Sciences, Physical Sciences and Social Sciences and Humanities.

Disclaimer notice

SIR World Report 2012 IS NOT A LEAGUE TABLE. The ranking parameter – the scientific output of institutions-- should be understood as a default rank, not our ranking proposal. The only goal of this report is to characterize research outcomes of organizations so as to provide useful scientometric information to institutions, policymakers and research managers so they are able to analyze, evaluate and improve their research results. If someone uses this report to rank institutions or to build a league table with any purpose, he/she will do it under his/her own responsibility.

Indicators

O::Output

Total number of documents published in scholarly journals indexed in Scopus.

IC::International Collaboration

Institution's output ratio produced in collaboration with foreign institutions. The values are computed by analyzing an institution's output whose affiliations include more than one country address.

NI::Normalized Impact

The values (in %) show the relationship between an institution's average scientific impact and the world average set to a score of 1, --i.e. a NI score of 0.8 means the institution is cited 20% below world average and 1.3 means the institution is cited 30% above average.

[More on NI.](#)

Q1::High Quality Publications

Ratio of publications that an institution publishes in the most influential scholarly journals of the world; those ranked in the first quartile (25%) in their categories as ordered by SCImago Journal Rank [SJR indicator](#).

Spec::Specialization Index

The Specialization Index indicates the extent of thematic concentration / dispersion of an institution's scientific output. Values range between 0 to 1, indicating generalistic vs. specialized institutions respectively. This indicator is computed according to the [Gini Index](#) used in Economy.

Exc::Excellence Rate

Exc indicates the amount (in %) of an institution's scientific output that is included into the set of the 10% of the most cited papers in their respective scientific fields. It is a measure of high quality output of research institutions.

Leadership::Scientific Leadership

Leadership indicates an institution's "output as main contributor", that is the number of papers in which the corresponding author belongs to the institution.

Global Analysis

SIR Overall Figures

The **SIR World Report 2012** includes 3290 (3042 in 2011's edition) research institutions from 106 countries. This figure implies, on one side an increase in the number of institutions that overtook 100 documents per year's inclusion threshold, and on the other our steady improvement in the process of identification and disambiguation of institutions, process that we have established to achieve our goal of embracing all the institutions with significant research output in the world.

Taking into account the number of institutions, the ranking is still commanded by USA, with 521. However, the largest increases are shown by the emerging countries from a scientific point of view. China, second in the ranking shortens the distance thanks to its 332, and Brazil gets into the 10th position with 104 institutions within the ranking.

Sector	Green	Yellow	Red	Total
Total	428	1466	1396	3290
Higher educ.	196	924	1148	2177
Health	105	280	119	595
Government	75	219	108	402
Private	44	34	18	96
Others	8	9	3	20

Higher Education Institutions represent the core of the institutions included in the ranking, 2177 in total, Government and Health sectors have meaningful amounts of institutions as well, with 402 and 595 respectively. The Green Label of Research Impact – NI higher than 1.75 – has been obtained by 428 institutions (402 in 2011 edition), mainly highly specialized Health Research Institutions.

Research Performance

SIR World Report 2011 shows several indicators to help assess research performance of institutions. The overall scientific impact of institutions can be characterized by their **Normalized Impact** – NI – by contextualizing their citation through subject areas, publication types and citation periods, minimizing this way the influence of institution sizes and profiles in NI scores. NI values relate the citation an institution receive comparing to world average which is equals to one. That is, an institution showing a NI of two can be considered as having twice as scientific impact as the world average.

An institution's ability to put its scientific production within the best scholarly journals is showed in the **Q1 indicator**. Specifically, it indicates the ratio of scientific publications that an institution manages to publish in the 25% of the most influential journals as ranked by the SJR indicator.

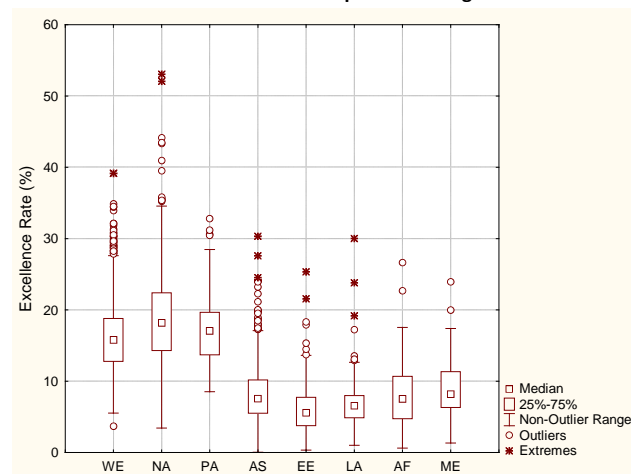
This year we have incorporated the **Specialization Index** (SI) to help complete the information about publication profiles of institutions. The SI indicates the specialization degree of institutions by characterizing the thematic dispersion (concentration) of their outputs. Values range from 0 to 1 in such a way that those institutions with scores close to 1 are highly

specialized like medical labs o thematic research centers, while those whose score is closer to 0 are generalistic institutions such as universities covering a wide range of research areas. This measure should help build comparisons amongst more similar organizations.

This year's edition includes also the indicator we called **Excellence Rate** (ER) measuring an institution production's rate that is included in the set formed by the 10% of the most highly cited papers (in its respective categories) in the world. Unlike NI which is affected by the whole scientific production of institutions, the Excellence Rate reflects the ability of institutions to produce scientific knowledge of high quality (high scientific impact) and it is only sensitive to highly cited papers. In terms of interpretation an institution's expected ER should be 10%, that is, the 10% of its output should be into the 10% set of highly cited papers, so scores higher than this value should be considered as "better than expected". In our opinion, a combination of ER and NI is what offers a better insight of research performance of institutions.

The following Box and Whisker Plot ER per World Regions shows how institutions capable of publishing excellent papers are distributed throughout the world. The boxes represent the institutions included between 25% and 75% of the ER distributions; the median point into the boxes divides the distributions in two parts with the exact number of institutions. Upper and lower whiskers show institutions that perform best and worst under this indicator.

Box & Whisker Plot of Excellence Rate per World Region



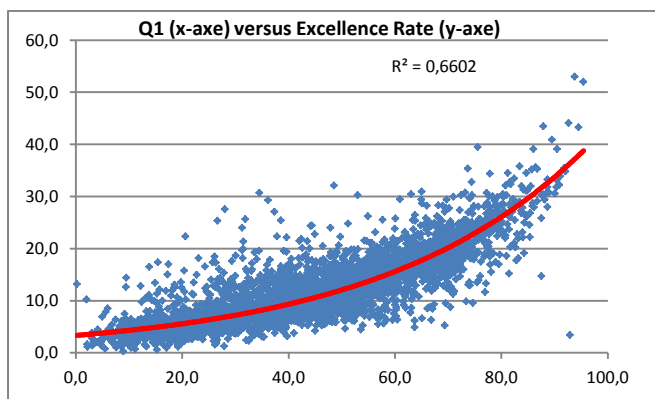
Research Excellence

It is obvious that the more resources an institution invests in its research activity, the better should be the achieved performance. However, the many dimensions of the research activity are not always easy to measure and the ways to improve the research performance of institutions are sometimes hard to set. Last year, we pointed out that a tend-to-exponential relationship exists between the ability an institution has to lead its scientific papers to better journals and the average impact achieved by its production in terms of Normalized Impact.



Global Analysis

Therefore, institutions obtain high success quotes in the improvement of their research visibility in average as long as they situate their scholarly works on high quality journals. The outstanding thing about the new Excellence Rate indicator is that any institution by means of publishing in highly ranked journals can not only improve its average impact but also will allocate a larger number of papers among the 10% of the most highly cited in each scientific area. That is, publishing in highly ranked journals lifts both the average impact and the rate of papers in the scientific elite.



Research Neighborhood and Scientific Dependence

Extracted from Scimago Lab's Blog:

<http://www.scimagolab.com/blog/2011/scientific-excellence-georeferenced-the-neighborhood-matters/>

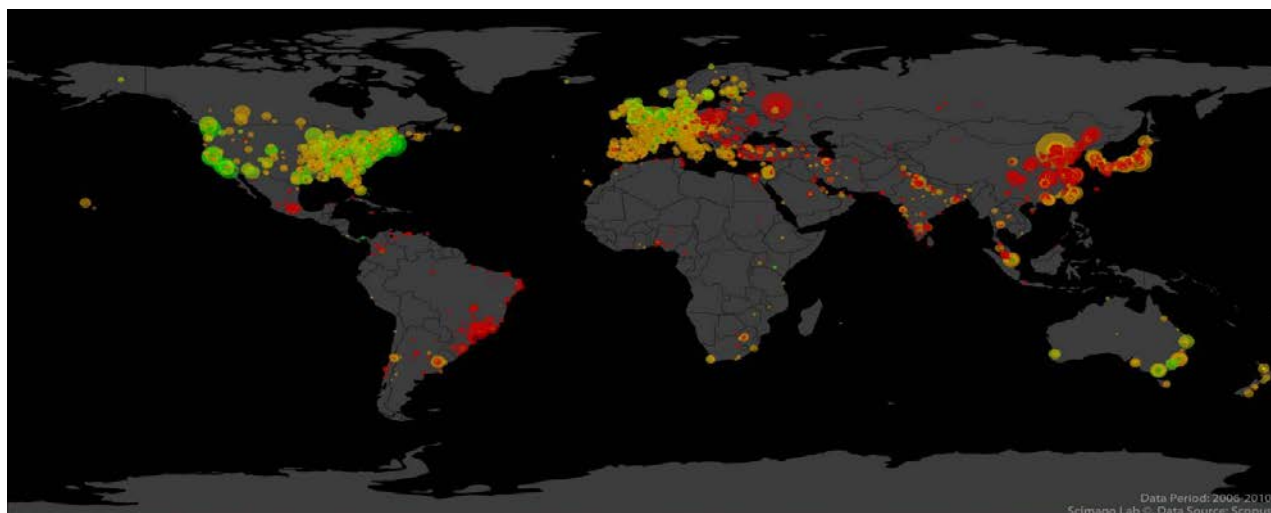
Nowadays more and more centers from developing countries are reaching considerable scientific outputs in terms of number of publications. However the scientific impact, that is, the scientific outcomes that mean truly scientific advancement, are still concentrated in areas from the developed-wealthy world.

The NI World Map shows worldwide research institutions graded into levels on Normalized Impact (from red for lowest to green for highest). Here it can be seen how the research institutions with high NI values are mainly concentrated in North America, Europe

and Oceania. Let us consider "scientific impact" to reflect the use researchers make of the scientific knowledge previously generated so those regions that produce the most (Western Europe and North America) firstly use the knowledge being generated in their area. This explains the concentration of large impacts and implies that Research Institutions accumulate a reputational capital due to the geographical context that is unattainable for institutions located in less productive regions. It is still to be seen what will happen with China, a newcomer to the elite of more productive scientific countries in the world. Put another way, the neighbourhood of a Research Institution affects the scientific reputation it can achieve in global terms, unless it can go beyond its neighbourhood through inter-regional alliances with reputed institutions from highly productive regions.

To developing countries, an unintended consequence of the need to collaborate with researchers from highly productive regions is what it could be called "scientific dependence". Even though it is difficult to measure the role played by researchers in scientific works by just studying the affiliation fields, what we really know is that certain Research Institutions show extremely high rates of International Collaboration (IC) which indeed can be associated to situations of scientific dependence. I.e. when an Institution's IC reaches or exceeds 80% of its total output, in such a way that its exclusive production ends being marginal, it is clear that it operates in a "scientific dependence" situation. Furthermore, when an institution shows high collaboration rates jointly with an outstanding impact (NI) within its own country and/or region, such impact will be most likely due to the collaboration, and it may be concluded that there exists an external scientific dependence.

On the other hand, in this report we have included a new indicator oriented to the representation of the institution's scientific Leadership, this indicator should be understand as the subset of the total output when the institution is the main contributor. That is the number of papers where the corresponding author belongs to the institution. We think this indicator could be a good alternative to the fractional counting methods of the scientific output.



WR	RR	CR	Organization	Sector	Country	Region	Output	O-VR(%)	IC(%)	IC-VR(%)	Q1(%)	Q1-VR(%)	NI	NI-VR(%)	Spec	Exc(%)	Exc-VR(%)	Leadership	Leadership-VR(%)
1	1	1	Centre National de la Recherche Scientifique	GO	FRA	WE	202,854	↑ 5.6	50.0	↑ 1.5	58.4	↓ -1.1	1.3	↑ 0.8	0.5	15.8	↓ -0.3	120,746	↑ 4.1
2	1	1	Chinese Academy of Sciences	GO	CHN	AS	146,577	↑ 7.6	21.4	↑ 3.5	42.1	↑ 2.9	1.0	↑ 5.4	0.6	11.7	↑ 3.4	98,434	↑ 6.8
3	1	1	Russian Academy of Sciences	GO	RUS	EE	92,898	↑ 1.2	33.3	↓ -3.0	23.8	↓ -3.6	0.5	→ 0.0	0.7	4.4	↓ -0.9	65,755	↑ 1.6
4	1	1	Harvard University	HE	USA	NA	74,488	↑ 4.2	34.7	↑ 5.6	78.7	↑ 0.1	2.4	↑ 0.4	0.6	29.2	↓ -0.8	33,565	↑ 6.3
5	2	1	Max Planck Gesellschaft	GO	DEU	WE	51,893	↑ 3.6	64.1	↑ 1.9	74.4	↑ 1.3	1.8	↑ 1.7	0.7	24.3	↑ 1.5	24,850	↑ 1.5
6	2	1	University of Tokyo	HE	JPN	AS	49,529	↑ 1.4	26.7	↑ 4.1	57.5	↓ -1.4	1.3	↑ 0.8	0.5	14.2	↓ -0.7	27,308	↑ 0.8
7	2	2	National Institutes of Health United States	HL	USA	NA	47,684	↑ 1.3	35.2	↑ 2.3	84.0	↑ 0.0	2.3	↑ 0.9	0.7	27.9	↑ 1.2	24,811	↑ 0.2
8	3	1	University of Toronto	HE	CAN	NA	47,613	↑ 3.8	41.0	↑ 3.6	66.6	↓ -0.3	1.8	↑ 1.1	0.4	21.3	↓ -1.0	26,116	↑ 3.4
9	3	1	Consejo Superior de Investigaciones Cientificas	GO	ESP	WE	46,048	↑ 8.2	50.1	↑ 2.2	69.7	↓ -0.5	1.4	↑ 1.4	0.6	17.3	↑ 0.8	25,338	↑ 6.0
10	3	2	Tsinghua University	HE	CHN	AS	45,325	↑ 4.4	17.4	↑ 8.0	29.8	↑ 4.2	0.9	↑ 8.3	0.7	11.1	↑ 6.0	34,131	↑ 2.3
11	1	1	Universidade de Sao Paulo	HE	BRA	LA	44,619	↑ 9.8	24.4	↑ 0.3	38.1	↓ -3.2	0.8	↓ -1.2	0.5	8.0	↓ -1.8	27,480	↑ 8.9
12	4	3	University of Michigan, Ann Arbor	HE	USA	NA	44,345	↑ 3.5	25.1	↑ 5.5	70.0	↓ -0.2	2.0	↓ -1.0	0.4	24.0	↓ -2.5	26,502	↑ 3.0
13	5	4	Johns Hopkins University	HE	USA	NA	42,929	↑ 3.1	30.1	↑ 4.5	74.2	↓ -0.2	2.1	→ 0.0	0.6	24.3	↓ -1.4	24,027	↑ 2.1
14	6	5	University of California, Los Angeles	HE	USA	NA	42,886	↑ 2.9	29.0	↑ 4.3	72.0	↓ -0.2	2.1	→ 0.0	0.4	24.8	↓ -1.1	23,955	↑ 2.3
15	4	3	Zhejiang University	HE	CHN	AS	41,635	↑ 3.1	16.4	↑ 8.9	31.6	↑ 7.8	0.8	↑ 6.7	0.6	9.1	↑ 6.6	32,558	↑ 0.7
16	7	6	Veterans Affairs Medical Centers	HL	USA	NA	41,384	↑ 3.9	16.5	↑ 4.4	77.2	↓ -0.2	2.0	↑ 1.0	0.7	23.0	↓ -1.3	17,325	↑ 2.5
17	8	7	University of Washington	HE	USA	NA	40,510	↑ 2.6	26.2	↑ 4.5	72.0	↑ 0.0	2.1	↑ 1.5	0.5	24.9	↓ -0.4	21,994	↑ 2.0
18	4	2	Institut National de la Sante et de la Recherche Medicale	HL	FRA	WE	40,210	↑ 7.7	41.2	↑ 2.4	72.0	↓ -0.1	1.7	↑ 3.0	0.7	21.0	↑ 2.3	18,823	↑ 4.9
19	9	8	Partners HealthCare System	HL	USA	NA	40,111	↑ 5.1	28.8	↑ 5.0	80.3	↓ -0.1	2.6	↑ 0.8	0.7	29.9	↓ -0.8	21,113	↑ 4.1
20	10	9	Stanford University	HE	USA	NA	39,268	↑ 2.8	29.2	↑ 5.3	70.2	↑ 0.3	2.3	↑ 0.9	0.4	27.8	↑ 0.0	22,414	↑ 2.8
21	5	1	Consiglio Nazionale delle Ricerche	GO	ITA	WE	38,885	↓ -0.8	42.6	↑ 1.4	63.2	↓ -1.2	1.3	→ 0.0	0.6	14.8	↑ 1.0	18,426	↓ -3.6
22	6	3	Assistance Publique Hopitaux de Paris	HL	FRA	WE	37,964	↑ 1.7	26.2	↑ 5.5	50.6	↑ 1.7	1.7	↑ 6.4	0.8	15.6	↑ 3.5	23,092	↓ -1.3
23	5	4	Shanghai Jiao Tong University	HE	CHN	AS	37,207	↑ 5.4	15.7	↑ 11.6	30.5	↑ 7.4	0.8	↑ 6.9	0.6	8.6	↑ 3.3	28,804	↑ 3.1
24	6	5	Graduate University of the Chinese Academy of Sciences	HE	CHN	AS	37,061	↑ 13.1	11.8	↑ 5.6	37.9	↑ 1.6	0.9	↑ 3.5	0.7	10.7	↑ 0.3	3,216	↑ 4.4
25	7	1	University College London	HE	GBR	WE	36,717	↑ 4.5	46.6	↑ 4.1	71.3	↓ -0.1	1.8	↑ 1.1	0.5	22.9	↓ -0.2	19,865	↑ 2.9
26	7	2	Kyoto University	HE	JPN	AS	35,398	↑ 0.1	24.1	↑ 4.0	58.0	↓ -0.9	1.2	↓ -0.8	0.5	13.1	↓ -0.5	21,110	↓ -0.7
27	8	4	Universite Pierre et Marie Curie, Paris 6	HE	FRA	WE	35,354	↑ 6.9	54.0	↑ 1.3	67.3	↑ 0.1	1.5	↑ 2.7	0.6	18.3	↑ 1.4	15,755	↑ 4.6
28	11	10	University of Pennsylvania	HE	USA	NA	35,045	↑ 2.4	23.6	↑ 4.6	73.8	↓ -0.4	2.1	↑ 1.5	0.5	24.6	↓ -0.4	19,642	↑ 2.5
29	9	2	University of Oxford	HE	GBR	WE	34,815	↑ 6.7	51.8	↑ 2.8	72.2	↓ -0.6	2.0	↑ 3.1	0.5	24.4	↑ 1.2	18,737	↑ 5.7
30	10	3	University of Cambridge	HE	GBR	WE	34,655	↑ 3.2	49.2	↑ 2.6	69.3	↓ -0.6	2.0	↑ 2.6	0.5	24.0	↑ 1.0	19,428	↑ 2.2
31	12	11	Columbia University	HE	USA	NA	34,191	↑ 3.0	29.5	↑ 5.5	72.9	↓ -0.8	2.1	↓ -0.9	0.5	25.1	↓ -2.0	18,777	↑ 2.2
32	13	12	University of California, Berkeley	HE	USA	NA	33,633	↑ 3.1	34.5	↑ 5.6	68.2	↓ -0.3	2.1	↓ -0.5	0.5	26.0	↓ -1.6	18,162	↑ 1.8
33	14	13	University of California, San Diego	HE	USA	NA	32,912	↑ 3.3	32.7	↑ 4.0	73.4	↓ -0.5	2.1	↑ 1.0	0.5	25.5	↓ -0.1	17,755	↑ 2.7
34	8	6	Ministry of Education of the People's Republic of China	GO	CHN	AS	32,876	↑ 48.9	13.2	↑ 1.9	34.6	↓ -2.2	0.8	↑ 1.2	0.6	9.6	↓ -0.2	22,266	↑ 47.9
35	15	14	University of Wisconsin, Madison	HE	USA	NA	32,420	↑ 1.9	26.4	↑ 4.4	68.6	↓ -0.8	1.8	↑ 1.1	0.4	21.7	↓ -1.5	19,069	↑ 1.5
36	9	7	Peking University	HE	CHN	AS	32,146	↑ 10.2	24.3	↑ 6.4	43.9	↑ 4.5	1.1	↑ 7.0	0.5	13.2	↑ 5.5	22,335	↑ 8.6

WR/RR/CR World/Region/Country Rank

AF Africa AS Asia EE Eastern Europe LA Latin America ME Middle East NA Northern America OC Oceania WE Western Europe

GO Government HE Higher Education HL Health PR Private OT Others

WR	RR	CR	Organization	Sector	Country	Region	Output	O-VR(%)	IC(%)	IC-VR(%)	Q1(%)	Q1-VR(%)	NI	NI-VR(%)	Spec	Exc(%)	Exc-VR(%)	Leadership	Leadership-VR(%)
37	16	2	The University of British Columbia	HE	CAN	NA	31,848	↑ 6.8	42.9	↑ 1.9	64.1	↓ -0.6	1.7	↑ 1.2	0.4	20.3	↓ -2.3	18,194	↑ 7.8
38	11	4	Imperial College London	HE	GBR	WE	31,402	↑ 2.9	50.7	↑ 3.6	67.8	↓ -0.4	2.0	↑ 3.6	0.5	24.1	↑ 1.8	16,762	↑ 1.8
39	17	15	University of Pittsburgh	HE	USA	NA	31,321	↑ 3.8	23.6	↑ 5.8	71.6	↓ -0.6	1.9	↓ -0.5	0.5	23.3	↓ -2.3	18,115	↑ 2.9
40	18	16	Cornell University	HE	USA	NA	31,301	↑ 2.0	29.1	↑ 4.4	70.3	↓ -0.4	1.9	↑ 1.1	0.5	22.2	↓ -0.6	17,654	↑ 1.4
41	19	17	Pennsylvania State University	HE	USA	NA	31,288	↑ 3.1	26.9	↑ 6.7	58.6	↓ -0.1	1.6	↓ -1.8	0.4	19.6	↓ -3.7	19,000	↑ 1.9
42	20	18	University of Minnesota, Twin Cities	HE	USA	NA	31,285	↑ 0.9	25.2	↑ 4.2	69.3	↓ -0.3	1.9	↑ 0.5	0.4	21.9	↓ -1.4	17,837	↑ 0.2
43	21	19	University of Florida	HE	USA	NA	31,060	↑ 2.4	27.1	↑ 6.1	62.0	↓ -0.5	1.5	→ 0.0	0.4	17.7	↓ -1.9	19,059	↑ 1.2
44	10	8	Harbin Institute of Technology	HE	CHN	AS	30,931	↑ 11.0	10.7	↑ 5.7	19.5	↑ 7.7	0.6	↑ 4.9	0.8	7.1	↑ 5.5	25,302	↑ 10.0
45	11	3	Osaka University	HE	JPN	AS	30,872	↑ 0.4	21.8	↑ 3.2	52.8	↓ -1.1	1.1	→ 0.0	0.6	12.2	↓ -1.0	18,616	↓ -0.2
46	22	20	Massachusetts Institute of Technology	HE	USA	NA	30,281	↑ 3.5	34.2	↑ 5.3	65.0	↓ -0.2	2.4	↓ -0.8	0.6	29.4	↓ -1.1	16,684	↑ 2.0
47	23	21	United States Department of Agriculture	GO	USA	NA	30,160	↑ 0.3	24.7	↑ 6.2	60.7	↓ -1.3	1.3	↑ 1.6	0.8	15.7	↑ 2.2	17,070	↓ -1.6
48	12	4	Tohoku University	HE	JPN	AS	29,737	↑ 0.4	25.2	↑ 3.7	53.9	↓ -1.7	1.1	↓ -0.9	0.6	11.1	↓ -2.3	17,369	↑ 0.2
49	24	22	Duke University	HE	USA	NA	29,442	↑ 4.7	25.9	↑ 5.0	75.8	↓ -0.2	2.2	↑ 0.9	0.5	25.7	↓ -1.2	16,657	↑ 3.2
50	25	23	University of California, Davis	HE	USA	NA	29,268	↑ 3.7	30.9	↑ 5.4	70.0	↓ -0.6	1.7	↑ 1.2	0.4	21.0	↑ 0.1	16,911	↑ 3.1
51	13	1	Seoul National University	HE	KOR	AS	28,972	↑ 7.1	24.7	↑ 0.9	54.9	↓ -1.3	1.2	→ 0.0	0.5	13.1	↓ -3.5	18,289	↑ 6.5
52	26	24	University of Illinois, Urbana-Champaign	HE	USA	NA	28,405	↑ 2.3	26.8	↑ 5.0	59.9	↓ -1.1	1.7	↓ -2.8	0.5	21.2	↓ -2.9	17,654	↑ 1.9
53	27	25	National Aeronautics and Space Administration	GO	USA	NA	28,343	↓ -2.8	31.9	↑ 10.3	48.5	↑ 5.2	1.6	↑ 3.3	0.9	17.4	↑ 2.8	13,036	↓ -6.2
54	28	26	Yale University	HE	USA	NA	28,244	↑ 3.7	29.8	↑ 3.4	75.2	↓ -0.2	2.0	↑ 1.5	0.5	24.4	↓ -0.4	15,943	↑ 4.1
55	14	9	Huazhong University of Science and Technology	HE	CHN	AS	27,923	↑ 4.2	12.3	↑ 11.6	22.6	↑ 12.8	0.6	↑ 14.0	0.7	6.0	↑ 16.0	22,083	↑ 2.0
56	29	27	Ohio State University, Columbus	HE	USA	NA	27,519	↑ 3.0	26.7	↑ 5.3	64.5	↓ -0.6	1.7	↑ 1.8	0.4	20.2	↑ 0.2	16,160	↑ 2.0
57	15	1	National University of Singapore	HE	SGP	AS	27,089	↑ 6.7	44.3	↑ 7.1	60.6	↑ 0.2	1.6	↑ 3.3	0.5	19.7	↓ -0.9	16,548	↑ 4.4
58	30	28	University of California, San Francisco	HE	USA	NA	27,072	↑ 3.4	26.2	↑ 2.9	80.5	↑ 0.1	2.3	↑ 3.1	0.7	28.5	↑ 0.8	14,265	↑ 3.0
59	1	1	University of Sydney	HE	AUS	OC	26,865	↑ 8.4	40.0	↑ 3.0	61.8	↓ -1.3	1.6	↑ 2.6	0.4	18.0	↑ 0.3	14,899	↑ 8.1
60	12	5	The University of Manchester	HE	GBR	WE	26,589	↑ 4.3	42.1	↑ 3.4	61.7	↓ -1.0	1.7	↑ 1.8	0.4	19.4	↑ 0.4	15,525	↑ 3.3
61	13	5	Commissariat a l'Energie Atomique	GO	FRA	WE	25,996	↑ 4.4	51.9	↑ 1.4	63.4	↓ -0.2	1.6	↑ 3.2	0.8	18.5	↑ 1.6	11,943	↑ 3.2
62	2	2	University of Melbourne	HE	AUS	OC	25,971	↑ 7.8	38.7	↑ 3.8	64.7	↑ 0.4	1.7	↑ 1.8	0.4	20.4	↑ 0.6	13,822	↑ 7.0
63	31	29	Northwestern University, Evanston	HE	USA	NA	25,347	↑ 4.7	25.2	↑ 4.3	72.5	↓ -0.4	2.1	↑ 1.0	0.5	25.0	↓ -1.0	14,537	↑ 4.1
64	32	30	University of North Carolina, Chapel Hill	HE	USA	NA	25,135	↑ 4.1	22.4	↑ 3.5	73.8	↓ -0.4	2.0	↓ -1.0	0.5	24.0	↓ -1.7	14,092	↑ 3.5
65	16	1	National Taiwan University	HE	TWN	AS	24,680	↑ 8.1	21.0	↑ 5.9	59.0	↓ -1.0	1.2	↓ -0.8	0.5	13.7	↓ -2.9	15,168	↑ 7.7
66	33	31	Mayo Clinic	HL	USA	NA	24,401	↑ 3.7	21.0	↑ 4.1	74.4	↓ -0.8	2.1	→ 0.0	0.8	23.1	↓ -0.3	16,978	↑ 2.7
67	34	3	McGill University	HE	CAN	NA	24,054	↑ 4.1	44.4	↑ 0.9	65.6	↓ -1.0	1.6	→ 0.0	0.4	19.6	↓ -0.4	12,783	↑ 5.5
68	14	1	Catholic University of Leuven	HE	BEL	WE	24,036	↑ 4.5	52.0	↑ 2.2	60.9	↓ -1.1	1.7	↑ 1.2	0.4	19.9	↓ -0.1	13,366	↑ 3.6
69	15	1	Swiss Federal Institute of Technology	HE	CHE	WE	23,971	↑ 6.2	57.8	↑ 1.5	64.8	↓ -0.1	1.9	↑ 0.5	0.6	24.5	↓ -0.5	13,683	↑ 4.9
70	35	4	University of Alberta	HE	CAN	NA	23,848	↑ 4.4	39.6	↑ 2.8	59.9	↓ -0.4	1.4	→ 0.0	0.4	16.7	↓ -2.2	14,558	↑ 4.1
71	16	1	Utrecht University	HE	NLD	WE	23,698	↑ 4.8	41.7	↑ 2.6	71.0	↑ 0.8	1.9	↑ 2.2	0.5	22.8	↑ 2.8	12,957	↑ 3.2
72	17	2	Universita degli Studi di Roma La Sapienza	HE	ITA	WE	23,322	↑ 3.7	35.8	↑ 1.1	55.4	↓ -0.9	1.2	↑ 0.8	0.6	13.6	↑ 1.0	12,643	↑ 3.2
73	36	32	University of Texas, Austin	HE	USA	NA	23,204	↑ 4.6	25.9	↑ 7.3	59.7	↓ -0.5	1.8	↑ 1.7	0.5	22.0	↓ -0.8	14,237	↑ 4.2

WR/RR/CR World/Region/Country Rank

AF Africa AS Asia EE Eastern Europe LA Latin America ME Middle East NA Northern America OC Oceania WE Western Europe

GO Government HE Higher Education HL Health PR Private OT Others

WR	RR	CR	Organization	Sector	Country	Region	Output	O-VR(%)	IC(%)	IC-VR(%)	Q1(%)	Q1-VR(%)	NI	NI-VR(%)	Spec	Exc(%)	Exc-VR(%)	Leadership	Leadership-VR(%)
74	3	3	The University of Queensland	HE	AUS	OC	22,505	↑ 8.5	42.1	↑ 2.5	62.3	↑ 0.1	1.6	↑ 1.9	0.5	19.9	↓ -1.5	12,956	↑ 7.8
75	37	33	Washington University in Saint Louis	HE	USA	NA	22,324	↑ 3.5	23.6	↑ 1.7	76.8	↓ -0.1	2.0	↑ 3.6	0.5	25.1	↑ 1.0	13,334	↑ 3.0
76	38	34	University of Southern California	HE	USA	NA	22,315	↑ 3.0	27.8	↑ 6.5	63.7	↓ -0.6	1.8	↑ 1.1	0.5	22.5	↓ -1.8	12,508	↑ 2.1
77	39	35	Purdue University	HE	USA	NA	22,314	↑ 4.2	24.1	↑ 3.6	56.1	↓ -1.0	1.6	↓ -2.5	0.5	19.4	↓ -3.8	14,136	↑ 3.8
78	18	2	University of Amsterdam	HE	NLD	WE	22,102	↑ 6.2	43.3	↑ 2.7	68.6	↑ 0.4	1.8	↑ 2.2	0.5	22.0	↑ 1.1	11,878	↑ 5.0
79	40	36	Georgia Institute of Technology	HE	USA	NA	22,073	↑ 3.4	24.3	↑ 8.5	49.8	↓ -0.7	1.8	↓ -2.7	0.6	22.3	↓ -2.1	14,812	↑ 2.5
80	41	37	Texas A&M University, College Station	HE	USA	NA	21,819	↑ 5.2	28.7	↑ 7.5	55.3	↓ -1.6	1.5	↓ -0.7	0.5	17.6	↓ -3.2	13,010	↑ 3.8
81	42	38	University of Arizona	HE	USA	NA	21,720	↑ 2.5	32.5	↑ 4.9	66.2	↑ 0.5	1.7	↑ 2.5	0.5	19.6	↓ -0.4	11,818	↑ 0.8
82	17	1	Council of Scientific and Industrial Research	GO	IND	AS	21,671	↑ 4.0	15.6	↑ 3.7	51.5	↓ -3.1	1.0	→ 0.0	0.7	11.1	↓ -2.2	16,587	↑ 2.7
83	4	4	University of New South Wales	HE	AUS	OC	21,459	↑ 9.5	37.7	↑ 2.9	57.1	↑ 0.0	1.5	↑ 2.0	0.4	17.9	↑ 0.2	12,506	↑ 8.9
84	19	2	Ludwig-Maximilians Universitat Munchen	HE	DEU	WE	21,055	↓ -0.1	40.6	↑ 4.9	59.8	↑ 0.8	1.7	↑ 4.3	0.6	20.0	↑ 4.3	11,649	↓ -2.0
85	20	3	Universitat Heidelberg	HE	DEU	WE	20,830	↑ 3.4	42.7	↑ 4.7	63.6	↑ 0.5	1.6	↑ 3.1	0.6	18.6	↑ 4.0	11,122	↑ 0.3
86	43	39	California Institute of Technology	HE	USA	NA	20,796	↑ 0.6	40.2	↑ 9.2	65.5	↑ 3.7	2.0	↑ 1.5	0.8	24.4	↑ 0.2	10,423	↓ -2.2
87	44	40	New York University	HE	USA	NA	20,764	↑ 4.9	26.3	↑ 5.5	68.8	↓ 0.0	1.9	↑ 0.5	0.6	22.6	↓ -1.5	11,621	↑ 5.0
88	2	1	Polish Academy of Sciences	GO	POL	EE	20,688	↓ -0.2	47.9	↓ -0.5	45.1	↑ 0.6	0.9	↑ 3.5	0.6	7.8	↑ 2.2	10,768	↓ -1.3
89	18	10	Fudan University	HE	CHN	AS	20,321	↑ 9.1	24.1	↑ 5.9	44.3	↑ 5.2	1.0	↑ 8.0	0.6	11.3	↑ 7.1	14,520	↑ 7.1
90	19	11	Sichuan University	HE	CHN	AS	20,284	↑ 12.4	10.9	↑ 7.3	28.4	↑ 6.2	0.6	↑ 8.9	0.6	6.1	↑ 8.3	16,096	↑ 10.9
91	45	41	University of Maryland, College Park	HE	USA	NA	20,167	↑ 3.6	31.3	↑ 8.4	62.5	↑ 0.9	1.8	↑ 1.7	0.6	21.9	↓ -0.3	10,873	↑ 1.1
92	21	6	The University of Edinburgh	HE	GBR	WE	20,122	↑ 6.8	46.9	↑ 3.3	67.5	↓ -0.3	1.9	↑ 1.6	0.5	22.7	↓ -0.3	10,908	↑ 5.6
93	20	2	Nanyang Technological University	HE	SGP	AS	20,015	↑ 8.0	42.7	↑ 9.3	48.1	↓ -0.2	1.4	↑ 6.0	0.7	18.5	↑ 3.5	13,706	↑ 5.7
94	21	5	Kyushu University	HE	JPN	AS	19,935	↓ -0.2	20.2	↑ 2.1	50.2	↓ -1.7	1.0	↓ -1.0	0.5	9.7	↓ -2.5	12,367	↓ -1.2
95	2	1	Consejo Nacional de Investigaciones Cientificas y Tecnicas	GO	ARG	LA	19,911	↑ 13.0	39.2	↓ -0.8	52.5	↓ -2.2	0.9	→ 0.0	0.6	8.2	↓ -3.7	11,425	↑ 15.3
96	3	1	Academy of Sciences of the Czech Republic	GO	CZE	EE	19,793	↑ 5.0	52.6	↑ 0.8	50.6	↑ 0.7	1.1	↑ 3.8	0.6	11.3	↑ 4.7	10,220	↑ 3.6
97	22	4	Technische Universitat Munchen	HE	DEU	WE	19,787	↑ 8.5	39.7	↑ 2.5	52.6	↓ -1.5	1.6	↑ 3.8	0.5	18.7	↑ 1.6	11,226	↑ 7.7
98	22	12	Xi'an Jiaotong University	HE	CHN	AS	19,703	↑ 5.6	13.8	↑ 15.2	22.9	↑ 7.6	0.6	↑ 6.7	0.7	6.7	↑ 3.5	15,030	↑ 4.2
99	23	13	Jilin University	HE	CHN	AS	19,697	↑ 12.2	11.5	↑ 5.1	28.5	↑ 0.2	0.7	↑ 3.1	0.7	7.3	↑ 2.0	14,916	↑ 11.5
100	24	14	Wuhan University	HE	CHN	AS	19,513	↑ 5.8	12.8	↑ 7.3	23.4	↑ 2.4	0.7	↑ 8.2	0.7	7.6	↑ 9.1	14,726	↑ 3.3
101	46	42	Michigan State University	HE	USA	NA	19,472	↑ 4.1	29.4	↑ 2.8	59.4	↓ -1.2	1.5	↓ -1.3	0.5	18.0	↓ -3.1	11,484	↑ 3.5
102	23	1	University of Copenhagen	HE	DNK	WE	19,302	↑ 9.4	54.3	↑ 1.3	69.9	↑ 0.6	1.7	↑ 5.0	0.5	20.5	↑ 3.8	9,556	↑ 8.2
103	47	43	Vanderbilt University	HE	USA	NA	19,231	↑ 4.5	24.2	↑ 2.8	71.9	↓ -0.5	1.9	↑ 2.7	0.5	22.1	↓ -1.0	11,661	↑ 4.1
104	24	3	L'Alma Mater Studiorum - Universita di Bologna	HE	ITA	WE	19,191	↑ 5.2	36.8	↑ 4.3	55.7	↓ -1.6	1.4	↑ 0.7	0.5	15.8	↓ -0.1	11,176	↑ 6.0
105	4	2	Lomonosov Moscow State University	HE	RUS	EE	19,111	↓ -1.3	34.5	↓ -0.1	24.9	↓ -1.5	0.6	↑ 5.5	0.8	5.2	↑ 7.7	12,050	↓ -2.4
106	5	1	National Academy of Sciences of Ukraine	GO	UKR	EE	19,074	↓ -1.5	42.1	↑ 3.1	25.9	↑ 1.1	0.5	↑ 3.8	0.8	4.1	↑ 4.1	13,138	↓ -3.0
107	48	44	University of Chicago	HE	USA	NA	19,068	↑ 3.7	27.1	↑ 3.4	75.9	↓ -0.6	2.1	↑ 0.5	0.6	24.7	↓ -1.0	10,685	↑ 2.7
108	25	6	National Institute of Advanced Industrial Science & Technology	GO	JPN	AS	19,056	↓ -3.3	20.7	↑ 0.3	52.8	↓ -2.3	1.2	↑ 0.9	0.7	12.4	↓ -4.3	10,742	↓ -4.2
109	25	6	Institut National de la Recherche Agronomique	GO	FRA	WE	18,995	↑ 5.2	46.2	↑ 1.4	69.4	↓ -0.1	1.4	↑ 1.4	0.7	18.2	→ 0.0	10,245	↑ 2.6

WR/RR/CR World/Region/Country Rank

AF Africa AS Asia EE Eastern Europe LA Latin America ME Middle East NA Northern America OC Oceania WE Western Europe

GO Government HE Higher Education HL Health PR Private OT Others

WR	RR	CR	Organization	Sector	Country	Region	Output	O-VR(%)	IC(%)	IC-VR(%)	Q1(%)	Q1-VR(%)	NI	NI-VR(%)	Spec	Exc(%)	Exc-VR(%)	Leadership	Leadership-VR(%)
110	26	15	Tongji University	HE	CHN	AS	18,935	↑ 15.7	12.8	↑ 7.0	22.5	↑ 6.4	0.6	↑ 7.1	0.7	6.5	↑ 2.7	14,224	↑ 14.5
111	49	45	University of California, Irvine	HE	USA	NA	18,929	↑ 3.8	30.9	↑ 6.5	68.0	↓ -0.5	1.9	↑ 1.1	0.5	23.1	↓ -1.6	10,958	↑ 2.5
112	5	5	Monash University, Melbourne	HE	AUS	OC	18,823	↑ 10.4	35.7	↑ 2.9	59.0	↓ -0.4	1.5	↑ 0.7	0.5	18.0	↓ -1.4	10,973	↑ 10.1
113	26	7	Universite Paris-Sud 11	HE	FRA	WE	18,783	↑ 5.2	53.5	↑ 0.1	64.7	↑ 0.5	1.5	↑ 3.4	0.6	17.9	↑ 1.8	7,885	↑ 3.0
114	27	7	Nagoya University	HE	JPN	AS	18,742	↓ -1.2	22.9	↑ 4.4	54.7	↓ -0.5	1.1	↑ 0.9	0.6	12.2	↓ -0.6	10,720	↓ -2.1
115	3	1	Universidad Nacional Autonoma de Mexico	HE	MEX	LA	18,568	↑ 4.3	39.1	↓ -0.8	45.9	↓ -3.3	0.8	↓ -1.3	0.6	7.4	↓ -2.5	11,139	↑ 4.1
116	27	2	Ghent University	HE	BEL	WE	18,528	↑ 8.9	45.3	↑ 4.2	57.7	↓ -0.5	1.5	↑ 3.5	0.5	18.9	↑ 2.7	11,653	↑ 6.0
117	28	8	Tokyo Institute of Technology	HE	JPN	AS	18,452	↓ -2.0	22.9	↑ 5.4	46.2	↑ 1.1	1.2	↑ 0.9	0.7	12.0	↑ 1.4	11,264	↓ -3.5
118	1	1	Tel Aviv University	HE	ISR	ME	18,432	↑ 2.5	36.8	↑ 3.3	63.9	↓ -1.1	1.3	→ 0.0	0.5	14.7	↓ -2.3	9,375	↑ 3.7
119	28	1	Karolinska Institute	HE	SWE	WE	18,341	↑ 5.3	55.0	↑ 2.3	74.4	↓ -1.3	1.8	↑ 1.1	0.7	21.2	↑ 1.2	8,545	↑ 7.4
120	29	16	Dalian University of Technology	HE	CHN	AS	18,305	↑ 13.9	13.7	↑ 9.0	24.6	↑ 4.1	0.7	↑ 7.5	0.8	8.0	↑ 5.3	13,921	↑ 12.2
121	29	4	Universita degli Studi di Milano	HE	ITA	WE	18,294	↑ 4.6	35.9	↑ 2.1	60.9	↓ -0.7	1.4	↑ 2.2	0.8	15.9	↑ 2.6	9,300	↑ 5.6
122	30	5	Universita degli Studi di Padova	HE	ITA	WE	18,282	↑ 7.0	41.0	↑ 3.7	61.3	↓ -0.5	1.5	↑ 4.2	0.5	17.4	↑ 4.4	9,876	↑ 7.1
123	30	9	Japan Science & Technology Agency	GO	JPN	AS	18,099	↓ -3.4	20.3	↑ 4.1	66.5	↑ 1.7	1.6	↑ 0.6	0.7	18.8	↑ 1.0	2,312	↓ -13.2
124	31	8	Universite Joseph Fourier, Grenoble I	HE	FRA	WE	18,076	↑ 12.7	47.9	↑ 1.6	56.8	↑ 0.2	1.5	↑ 2.1	0.6	17.9	↑ 0.9	8,503	↑ 11.4
125	50	46	Emory University	HE	USA	NA	18,062	↑ 5.9	23.7	↑ 2.5	76.0	↓ -0.8	2.0	↑ 0.5	0.6	23.9	↓ -1.2	9,791	↑ 6.6
126	31	17	Central South University	HE	CHN	AS	18,056	↑ 13.2	11.6	↑ 7.4	21.0	↑ 6.3	0.6	↑ 3.4	0.7	5.4	↑ 2.9	14,551	↑ 12.7
127	32	2	Yonsei University	HE	KOR	AS	18,023	↑ 10.7	22.2	↑ 1.3	53.6	↓ -0.9	1.1	↓ -0.9	0.5	12.1	↓ -4.8	12,120	↑ 10.7
128	33	10	Hokkaido University	HE	JPN	AS	17,889	↓ -1.1	22.7	↑ 4.9	55.4	↓ -1.5	1.0	↑ 3.1	0.6	10.0	↓ -0.3	10,871	↓ -2.2
129	51	47	Boston University	HE	USA	NA	17,887	↑ 3.3	29.5	↑ 5.5	73.3	↓ -0.4	2.1	↑ 2.0	0.5	24.3	↑ 0.5	8,969	↑ 2.5
130	32	7	Kings College London	HE	GBR	WE	17,846	↑ 6.0	42.2	↑ 3.7	68.4	↓ -0.5	1.8	↑ 4.0	0.6	21.9	↑ 1.3	9,859	↑ 6.4
131	34	18	University of Science and Technology of China	HE	CHN	AS	17,713	↑ 4.8	23.4	↑ 7.3	43.2	↑ 1.0	1.1	↑ 3.9	0.7	13.2	↑ 3.5	12,037	↑ 1.9
132	33	3	VU University Amsterdam	HE	NLD	WE	17,651	↑ 5.3	42.7	↑ 1.9	69.2	↓ 0.0	1.9	↑ 4.5	0.6	22.8	↑ 0.7	9,172	↑ 3.1
133	34	4	Erasmus University	HE	NLD	WE	17,608	↑ 6.0	39.2	↑ 4.6	73.5	↑ 0.5	2.1	↑ 2.0	0.7	23.9	↑ 1.3	10,096	↑ 4.7
134	35	19	BeiHang University	HE	CHN	AS	17,603	↑ 18.7	8.6	↑ 9.2	13.3	↑ 4.7	0.6	↑ 10.9	0.8	5.4	↑ 2.5	14,481	↑ 18.4
135	36	20	Shandong University	HE	CHN	AS	17,412	↑ 11.6	16.9	↑ 8.1	32.3	↑ 3.5	0.8	↑ 8.2	0.6	8.9	↑ 11.4	12,674	↑ 10.8
136	52	5	University of Calgary	HE	CAN	NA	17,272	↑ 5.4	38.9	↑ 3.4	56.2	↓ -1.0	1.5	↓ -1.4	0.4	16.9	↓ -0.5	10,459	↑ 4.3
137	37	21	Southeast University, Nanjing	HE	CHN	AS	17,227	↑ 16.2	13.4	↑ 4.5	20.3	↑ 2.6	0.7	↑ 4.3	0.7	8.9	↑ 1.6	13,349	↑ 15.1
138	38	22	Tianjin University	HE	CHN	AS	17,211	↑ 2.6	10.6	↑ 9.4	19.7	↑ 7.0	0.6	↑ 9.4	0.8	6.3	↑ 12.4	13,913	↑ 1.0
139	53	48	University of Utah	HE	USA	NA	17,203	↑ 4.3	23.6	↑ 3.3	67.9	↓ -0.7	1.8	↑ 4.1	0.5	20.7	↓ -0.5	10,314	↑ 4.2
140	54	6	McMaster University	HE	CAN	NA	17,139	↑ 4.1	40.9	↑ 2.6	63.2	↓ -0.3	1.9	↑ 2.1	0.4	20.4	↑ 0.5	9,892	↑ 2.3
141	55	49	University of Illinois, Chicago	HE	USA	NA	17,139	↑ 1.0	26.4	↑ 5.4	65.6	↓ -0.5	1.6	↑ 1.3	0.5	18.6	↓ -2.6	9,662	↓ -0.1
142	35	5	Leiden University	HE	NLD	WE	17,121	↑ 6.6	46.2	↑ 2.6	72.8	↑ 0.9	1.9	↑ 4.4	0.6	22.6	↑ 3.1	9,141	↑ 4.7
143	36	2	Aarhus University	HE	DNK	WE	17,038	↑ 5.3	51.3	↑ 3.4	67.4	↑ 0.0	1.7	↑ 1.8	0.5	19.9	↑ 1.2	9,628	↑ 3.1
144	37	8	University of Bristol	HE	GBR	WE	16,944	↑ 4.3	44.7	↑ 2.9	69.0	↓ -1.7	1.8	↑ 0.6	0.5	21.9	↓ -0.3	9,449	↑ 3.6
145	38	9	Universite Denis Diderot, Paris 7	HE	FRA	WE	16,909	↑ 9.0	56.2	↑ 2.6	67.1	↑ 1.1	1.7	↑ 4.4	0.7	18.7	↑ 2.7	7,115	↑ 6.3
146	56	50	Rutgers, The State University of New Jersey	HE	USA	NA	16,907	↑ 1.7	29.3	↑ 4.5	61.7	↓ -0.3	1.6	↑ 1.3	0.5	19.3	↓ -1.1	9,723	↑ 0.5
147	57	51	University of Virginia	HE	USA	NA	16,810	↑ 1.2	24.8	↑ 4.4	68.3	↓ -0.1	1.7	↑ 1.8	0.5	20.4	↑ 0.0	10,049	↓ -0.6
148	6	2	Charles University	HE	CZE	EE	16,743	↑ 5.9	37.1	↑ 3.8	38.2	↑ 2.7	1.0	↑ 6.7	0.6	9.2	↑ 7.5	9,547	↑ 4.1

WR/RR/CR World/Region/Country Rank

AF Africa AS Asia EE Eastern Europe LA Latin America ME Middle East NA Northern America OC Oceania WE Western Europe

GO Government HE Higher Education HL Health PR Private OT Others

WR	RR	CR	Organization	Sector	Country	Region	Output	O-VR(%)	IC(%)	IC-VR(%)	Q1(%)	Q1-VR(%)	NI	NI-VR(%)	Spec	Exc(%)	Exc-VR(%)	Leadership	Leadership-VR(%)
149	39	6	University of Groningen	HE	NLD	WE	16,593	↑ 7.6	42.3	↑ 3.9	71.7	↑ 0.8	● 1.8	↑ 6.1	0.5	20.7	↑ 4.2	9,636	↑ 5.6
150	58	52	University of California, Santa Barbara	HE	USA	NA	16,520	↑ 0.9	36.7	↑ 6.0	65.8	→ 0.0	● 2.1	↑ 1.0	0.6	25.8	↓ -0.2	9,110	↓ -0.8
151	40	1	University of Helsinki	HE	FIN	WE	16,479	↑ 4.1	51.3	↑ 2.4	69.4	↓ -1.2	● 1.6	↑ 2.0	0.5	18.6	↑ 0.8	8,298	↑ 4.5
152	59	53	Arizona State University	HE	USA	NA	16,437	↑ 6.8	24.6	↑ 4.2	58.3	↑ 0.1	● 1.7	↓ -2.4	0.5	20.1	↓ -2.5	10,001	↑ 6.1
153	60	54	North Carolina State University	HE	USA	NA	16,415	↑ 2.2	22.6	↑ 6.3	54.7	↓ -0.1	● 1.4	↓ -0.7	0.5	16.0	↓ -1.6	10,359	↑ 2.3
154	39	23	Sun Yat-Sen University	HE	CHN	AS	16,396	↑ 9.7	22.0	↑ 3.7	37.4	↑ 7.0	● 0.9	↑ 6.2	0.5	10.2	↑ 3.5	11,688	↑ 8.1
155	40	24	Nanjing University	HE	CHN	AS	16,390	↑ 7.0	20.5	↑ 5.2	44.0	↑ 1.6	● 1.0	↑ 5.5	0.6	11.5	↑ 4.9	10,524	↑ 5.8
156	4	2	Universidade Estadual de Campinas	HE	BRA	LA	16,221	↑ 6.8	21.3	↓ -0.7	36.1	↓ -3.6	● 0.8	↓ -1.2	0.5	7.7	↓ -3.6	9,946	↑ 5.1
157	41	2	National Cheng Kung University	HE	TWN	AS	16,190	↑ 9.5	16.1	↑ 7.9	54.2	↓ -2.3	● 1.1	→ 0.0	0.6	13.1	↓ -2.7	11,096	↑ 8.4
158	41	7	Delft University of Technology	HE	NLD	WE	16,174	↑ 7.1	42.8	↑ 4.2	41.9	↓ -1.2	● 1.6	↑ 1.3	0.7	18.2	↓ -2.0	10,101	↑ 5.6
159	42	2	Lund University	HE	SWE	WE	16,141	↑ 2.7	55.0	↑ 2.9	66.6	↑ 0.5	● 1.6	↑ 3.2	0.4	19.2	↑ 2.4	8,339	↑ 1.7
160	43	10	Universite Claude Bernard, Lyon I	HE	FRA	WE	16,062	↑ 7.2	47.4	↑ 1.7	59.5	↓ -2.4	● 1.4	↑ 1.5	0.5	16.3	↑ 0.7	7,773	↑ 5.7
161	44	9	University of Nottingham	HE	GBR	WE	16,061	↑ 6.5	37.0	↑ 3.8	61.2	↓ -0.3	● 1.5	↑ 1.3	0.4	19.1	↓ -1.4	9,865	↑ 6.2
162	45	10	The University of Sheffield	HE	GBR	WE	15,999	↑ 2.3	38.9	↑ 3.9	61.8	↓ -0.8	● 1.7	↑ 1.2	0.4	19.5	↓ -2.8	9,555	↑ 1.5
163	46	11	University of Birmingham	HE	GBR	WE	15,880	↑ 5.0	41.2	↑ 2.7	63.8	↓ -1.0	● 1.6	→ 0.0	0.5	19.0	↓ -1.2	8,953	↑ 4.3
164	47	12	University of Southampton	HE	GBR	WE	15,694	↑ 4.6	43.4	↑ 4.1	59.6	↓ -0.1	● 1.6	↑ 2.5	0.5	19.8	↓ -0.8	9,115	↑ 4.9
165	48	2	Universitat de Barcelona	HE	ESP	WE	15,611	↑ 6.6	45.0	↑ 2.9	62.6	↓ -1.5	● 1.4	→ 0.0	0.5	16.9	↓ -0.8	7,879	↑ 6.4
166	61	55	Virginia Polytechnic Institute and State University	HE	USA	NA	15,584	↑ 3.7	22.7	↑ 3.5	49.0	↓ -0.6	● 1.4	↓ -1.5	0.5	16.3	↓ -3.6	9,975	↑ 3.8
167	49	11	Universite Paul Sabatier, Toulouse III	HE	FRA	WE	15,532	↑ 10.4	51.0	↑ 1.6	61.0	↓ -0.8	● 1.4	↑ 0.7	0.6	17.0	↓ -1.4	7,390	↑ 5.1
168	42	1	The University of Hong Kong	HE	HKG	AS	15,460	↑ 4.8	50.8	↑ 0.3	59.3	↓ -1.5	● 1.5	↓ -1.3	0.4	17.8	↓ -1.5	9,585	↑ 4.0
169	43	25	South China University of Technology	HE	CHN	AS	15,436	↑ 14.4	12.2	↑ 6.5	18.7	↑ 8.7	● 0.7	↑ 9.2	0.8	8.0	↑ 9.9	11,969	↑ 13.5
170	62	56	University of Iowa	HE	USA	NA	15,362	↓ -1.0	23.8	↑ 5.4	70.3	↓ -0.2	● 1.6	↑ 1.9	0.5	20.3	↑ 0.5	8,718	↓ -2.3
171	44	2	The Chinese University of Hong Kong	HE	HKG	AS	15,184	↑ 4.9	47.9	↑ 4.0	55.2	↓ -1.5	● 1.4	↑ 1.4	0.5	16.3	↓ -0.3	9,493	↑ 3.3
172	63	57	U.S. Army	GO	USA	NA	15,182	↑ 0.4	13.1	↑ 4.1	47.3	↑ 0.1	● 1.2	↓ -0.8	0.5	13.4	↑ 1.2	7,685	↓ -0.2
173	64	58	University of Colorado, Boulder	HE	USA	NA	15,150	↑ 3.7	32.5	↑ 4.6	68.2	↑ 1.5	● 1.9	↑ 1.6	0.7	24.5	↑ 0.1	8,153	↑ 1.9
174	5	3	Universidade Estadual Paulista Julio de Mesquita Filho	HE	BRA	LA	15,128	↑ 13.4	16.3	↓ -0.7	29.0	↓ -5.6	● 0.7	↓ -4.2	0.7	5.6	↓ -4.9	9,265	↑ 13.5
175	50	5	Rheinisch-Westfalische Technische Hochschule Aachen	HE	DEU	WE	15,100	↑ 8.1	36.0	↑ 2.5	47.8	↓ -2.3	● 1.4	↑ 2.1	0.5	16.2	↓ -0.6	9,602	↑ 7.3
176	51	6	Friedrich-Alexander-Universität Erlangen-Nurnberg	HE	DEU	WE	15,099	↑ 6.4	39.4	↑ 3.0	55.6	↓ -0.5	● 1.6	↑ 0.6	0.5	17.8	↑ 1.6	8,942	↑ 4.7
177	65	59	University of Texas M.D. Anderson Cancer Center	HL	USA	NA	15,029	↑ 4.9	25.8	↑ 7.4	79.1	↓ -0.5	● 2.1	↑ 2.5	0.8	24.3	↓ -1.1	9,380	↑ 1.9
178	45	26	Northwestern Polytechnical University	HE	CHN	AS	15,020	↑ 15.7	7.7	↑ 13.6	13.9	↑ 3.1	● 0.5	↑ 4.5	0.9	3.8	↑ 5.2	13,057	↑ 16.0
179	52	2	Ecole Polytechnique Federale de Lausanne	HE	CHE	WE	15,002	↑ 6.7	58.9	↑ 3.3	57.7	↓ -0.8	● 2.0	↓ -1.0	0.6	25.6	↑ 0.2	8,306	↑ 4.4
180	66	60	Princeton University	HE	USA	NA	14,956	↑ 2.0	35.2	↑ 3.3	69.3	↓ -1.3	● 2.3	↑ 2.2	0.6	27.1	↓ -1.3	8,328	↑ 2.4
181	53	1	University of Athens	HE	GRC	WE	14,765	↑ 5.7	34.1	↑ 2.2	52.7	↓ -1.8	● 1.1	↑ 2.8	0.5	12.2	↑ 2.4	8,883	↑ 4.8
182	54	1	University of Oslo	HE	NOR	WE	14,761	↑ 9.2	47.9	↑ 1.7	63.2	↓ -0.3	● 1.5	→ 0.0	0.4	17.9	↑ 0.4	6,647	↑ 4.9

WR/RR/CR World/Region/Country Rank

AF Africa AS Asia EE Eastern Europe LA Latin America ME Middle East NA Northern America OC Oceania WE Western Europe

GO Government HE Higher Education HL Health PR Private OT Others

WR	RR	CR	Organization	Sector	Country	Region	Output	O-VR(%)	IC(%)	IC-VR(%)	Q1(%)	Q1-VR(%)	NI	NI-VR(%)	Spec	Exc(%)	Exc-VR(%)	Leadership	Leadership-VR(%)
183	55	13	University of Leeds	HE	GBR	WE	14,745	↑ 4.7	41.1	↑ 4.6	63.4	↑ 0.0	1.6	↑ 2.6	0.5	19.2	↑ 0.5	8,623	↑ 3.3
184	67	7	University of Western Ontario	HE	CAN	NA	14,712	↑ 5.5	35.7	↑ 3.1	59.5	↓ -1.6	1.4	↓ -4.8	0.4	16.0	↓ -4.7	8,522	↑ 7.4
185	6	6	Australian National University	HE	AUS	OC	14,659	↑ 3.8	47.3	↑ 0.1	62.5	↓ -1.3	1.5	↑ 2.0	0.6	18.5	↓ -0.3	8,120	↑ 3.2
186	56	7	Karlsruher Institut für Technologie	HE	DEU	WE	14,638	↑ 3.8	46.5	↑ 1.4	49.0	↑ 0.2	1.4	↑ 2.1	0.7	16.7	↑ 2.1	8,637	↑ 2.6
187	68	8	University of Waterloo	HE	CAN	NA	14,497	↑ 6.9	41.1	↑ 3.2	49.9	↓ -0.8	1.4	↓ -2.1	0.6	16.7	↓ -3.6	9,238	↑ 6.7
188	57	6	Università degli Studi di Napoli Federico II	HE	ITA	WE	14,474	↑ 2.8	32.8	↑ 3.5	56.6	↓ -0.8	1.3	→ 0.0	0.5	14.2	→ 0.0	7,851	↑ 2.2
189	46	3	Korea Advanced Institute of Science and Technology	HE	KOR	AS	14,456	↑ 5.9	20.4	↑ 4.8	47.7	↓ -0.1	1.2	↑ 1.7	0.7	14.9	↓ -1.8	10,377	↑ 5.5
190	47	4	Korea University	HE	KOR	AS	14,397	↑ 9.6	25.9	↑ 3.4	51.4	↑ 0.5	1.1	↓ -0.9	0.5	12.8	↓ -0.9	8,527	↑ 10.2
191	48	27	Northeastern University, China	HE	CHN	AS	14,384	↑ 14.1	10.0	↑ 1.0	10.4	↑ 5.7	0.5	↑ 3.9	0.8	4.7	↑ 8.4	11,583	↑ 13.8
192	49	28	Beijing Institute of Technology	HE	CHN	AS	14,139	↑ 16.1	8.4	↑ 16.5	12.7	↑ 4.6	0.5	↑ 9.1	0.8	4.7	↑ 10.0	11,249	↑ 15.0
193	69	61	Iowa State University	HE	USA	NA	14,138	↑ 2.5	28.1	↑ 2.3	58.7	↓ -1.7	1.5	↑ 0.7	0.5	18.5	↓ -1.1	8,599	↑ 2.3
194	50	11	Institute of Physical and Chemical Research	GO	JPN	AS	14,124	↑ 0.6	34.4	↑ 4.4	66.9	↑ 0.5	1.4	↑ 1.4	0.7	17.3	↑ 0.6	5,546	↓ -2.1
195	58	14	University of Glasgow	HE	GBR	WE	14,122	↑ 4.8	45.5	↑ 2.6	64.8	↓ -0.1	1.8	↑ 1.1	0.5	20.5	↓ -0.4	7,402	↑ 4.5
196	70	62	Case Western Reserve University	HE	USA	NA	14,117	↑ 0.8	23.4	↑ 5.9	70.0	↓ -0.3	1.9	↑ 4.5	0.5	21.0	↑ 1.8	7,417	↑ 0.8
197	59	7	Istituto Nazionale di Fisica Nucleare	GO	ITA	WE	14,104	↑ 3.5	59.5	↑ 1.4	52.1	↓ -1.6	1.3	↑ 5.7	0.9	13.3	↑ 7.2	5,783	↑ 1.7
198	60	3	Uppsala University	HE	SWE	WE	14,068	↑ 4.0	54.0	↑ 2.8	69.7	↓ -0.5	1.5	↑ 5.5	0.5	18.5	↑ 2.0	7,042	↑ 1.7
199	71	9	Université de Montréal	HE	CAN	NA	14,029	↑ 4.4	40.7	↑ 2.3	65.0	↓ -0.9	1.5	↓ -0.7	0.5	17.1	↓ -0.9	6,891	↑ 4.3
200	72	63	University of Rochester	HE	USA	NA	13,980	↑ 2.2	27.0	↑ 1.4	71.3	↑ 0.8	1.9	→ 0.0	0.6	22.7	↑ 0.1	8,185	↑ 2.2
201	7	7	Commonwealth Scientific and Industrial Research Organization	GO	AUS	OC	13,952	↑ 10.8	41.8	↑ 1.8	58.1	↑ 2.2	1.5	↑ 2.7	0.7	19.4	↑ 3.7	7,172	↑ 9.9
202	61	8	Rheinische Friedrich-Wilhelms-Universität Bonn	HE	DEU	WE	13,950	↑ 3.1	46.6	↑ 2.7	60.9	↑ 1.7	1.5	↑ 4.9	0.6	18.6	↑ 3.6	7,520	↑ 2.0
203	73	64	University of Cincinnati	HE	USA	NA	13,879	↓ -0.1	23.8	↑ 3.8	65.4	↑ 0.3	1.7	↓ -1.1	0.5	20.9	↓ -0.2	7,628	↓ -0.1
204	74	65	University of Alabama, Birmingham	HE	USA	NA	13,730	↑ 1.2	23.4	↑ 6.7	71.6	↑ 0.5	1.8	↑ 4.0	0.6	20.9	↑ 3.5	7,481	↑ 0.3
205	62	9	Eberhard-Karls-Universität Tübingen	HE	DEU	WE	13,711	↑ 2.2	42.1	↑ 2.8	62.9	↑ 1.0	1.5	→ 0.0	0.6	18.3	↑ 4.0	7,852	↑ 1.2
206	6	4	Universidade Federal do Rio de Janeiro	HE	BRA	LA	13,600	↑ 9.1	25.7	↓ -1.1	37.5	↓ -2.9	0.8	↑ 1.2	0.5	7.0	↓ -1.3	7,872	↑ 8.4
207	75	66	Centers for Disease Control and Prevention Estados	HL	USA	NA	13,565	↑ 2.7	25.5	↑ 1.9	76.8	↓ -0.9	2.8	↑ 3.3	0.8	28.1	↓ -0.9	7,402	↑ 3.2
208	76	67	Carnegie Mellon University	HE	USA	NA	13,560	↑ 2.6	28.1	↑ 5.0	47.9	↓ -0.9	2.0	↓ -3.4	0.7	24.0	↓ -5.5	8,304	↑ 1.6
209	63	3	Universität Zürich	HE	CHE	WE	13,494	↑ 8.7	57.1	↑ 0.8	68.1	↓ -1.0	1.8	→ 0.0	0.6	22.5	↓ -1.5	6,796	↑ 8.4
210	77	68	Cleveland Clinic	HL	USA	NA	13,420	↑ 3.9	21.1	↑ 5.1	74.9	↓ -0.6	2.2	↑ 3.3	0.8	22.4	↓ -0.2	8,580	↑ 2.8
211	78	69	University of Kentucky	HE	USA	NA	13,379	↑ 2.4	21.8	↑ 5.6	61.4	↓ -0.7	1.4	↓ -2.2	0.5	16.9	↓ -0.4	8,353	↑ 0.2
212	79	70	University of Miami	HE	USA	NA	13,356	↑ 5.4	25.6	↑ 5.3	68.1	↓ -0.9	1.7	↓ -1.7	0.6	19.6	↓ -2.2	7,607	↑ 4.9
213	51	5	Sungkyunkwan University	HE	KOR	AS	13,351	↑ 10.3	21.5	↑ 1.3	51.1	↓ -2.0	1.1	↑ 1.8	0.6	12.0	↑ 0.3	8,408	↑ 10.9
214	64	3	Universidad Complutense de Madrid	HE	ESP	WE	13,303	↑ 7.3	35.3	↑ 3.1	52.2	↓ -1.7	1.1	↑ 0.9	0.5	12.4	↓ -2.1	7,990	↑ 5.9
215	80	10	University of Ottawa	HE	CAN	NA	13,294	↑ 8.1	32.9	↑ 3.6	54.5	↓ -0.3	1.5	↑ 1.3	0.4	17.3	↓ -1.0	7,652	↑ 7.8
216	81	71	University of Colorado, Denver	HE	USA	NA	13,269	↑ 4.5	21.3	↑ 4.1	74.1	↓ -0.3	2.0	↑ 2.6	0.7	22.8	↑ 1.0	6,769	↑ 5.4

WR/RR/CR World/Region/Country Rank

AF Africa AS Asia EE Eastern Europe LA Latin America ME Middle East NA Northern America OC Oceania WE Western Europe

GO Government HE Higher Education HL Health PR Private OT Others

WR	RR	CR	Organization	Sector	Country	Region	Output	O-VR(%)	IC(%)	IC-VR(%)	Q1(%)	Q1-VR(%)	NI	NI-VR(%)	Spec	Exc(%)	Exc-VR(%)	Leadership	Leadership-VR(%)
217	65	10	Albert-Ludwigs-Universität Freiburg im Breisgau	HE	DEU	WE	13,193	↑ 5.3	42.2	↑ 4.0	60.1	↓ -0.1	● 1.6	↑ 3.8	0.6	19.3	↑ 2.0	7,478	↑ 3.8
218	66	4	Universitat Autònoma de Barcelona	HE	ESP	WE	13,174	↑ 9.9	41.4	↑ 2.4	59.3	↓ -1.1	● 1.4	↑ 1.5	0.5	16.4	↑ 0.2	7,015	↑ 10.6
219	67	11	Universität Hamburg	HE	DEU	WE	13,160	↑ 2.6	44.0	↑ 1.5	59.4	↑ 1.0	● 1.5	↑ 2.7	0.5	17.4	↑ 3.4	6,815	↑ 0.3
220	68	15	Cardiff University	HE	GBR	WE	13,061	↑ 4.8	40.6	↑ 5.8	63.1	↓ -0.5	● 1.6	↑ 3.3	0.5	19.2	↓ -1.1	7,678	↑ 1.5
221	82	72	Baylor College of Medicine	HE	USA	NA	13,020	↑ 0.2	24.7	↑ 2.6	77.1	↓ -0.5	● 1.9	↑ 2.6	0.7	22.9	↑ 0.1	6,583	↓ -0.1
222	69	12	Institut National de Recherche en Informatique et en Automatique	GO	FRA	WE	12,957	↑ 12.4	41.4	↑ 4.9	29.4	↓ -3.4	● 1.5	↓ -5.0	0.8	17.6	↓ -9.1	7,550	↑ 9.0
223	52	3	Agency for Science, Technology and Research Singapore	GO	SGP	AS	12,919	↑ 6.1	37.1	↑ 7.7	55.5	↓ -0.6	● 1.6	↑ 6.1	0.8	19.8	↑ 3.5	6,922	↑ 5.8
224	53	29	University of Electronic Science and Technology of China	HE	CHN	AS	12,878	↑ 15.1	12.0	↑ 15.5	17.8	↑ 3.4	● 0.6	↑ 9.3	0.8	6.4	↑ 13.6	10,656	↑ 13.7
225	70	8	Università degli Studi di Pisa	HE	ITA	WE	12,840	↑ 3.2	36.5	↑ 3.0	53.4	↓ -2.9	● 1.4	→ 0.0	0.5	14.7	↓ -1.0	7,216	↑ 2.7
226	54	3	National Chiao Tung University	HE	TWN	AS	12,779	↑ 5.6	14.7	↑ 5.9	47.9	↓ -0.1	● 1.1	↓ -2.8	0.7	12.7	↓ -5.6	8,560	↑ 3.5
227	8	8	The University of Western Australia	HE	AUS	OC	12,762	↑ 7.3	44.1	↑ 4.8	63.6	↑ 0.3	● 1.5	↑ 0.7	0.5	17.6	↑ 0.3	6,556	↑ 5.1
228	55	3	Hong Kong Polytechnic University	HE	HKG	AS	12,758	↑ 6.4	57.0	↑ 2.9	46.1	↑ 0.3	● 1.3	↑ 3.2	0.8	17.5	↑ 2.1	7,734	↑ 4.0
229	83	73	University of Georgia	HE	USA	NA	12,730	↑ 1.8	25.8	↑ 5.3	65.3	↓ -0.9	● 1.3	→ 0.0	0.6	16.4	→ 0.0	7,104	↑ 0.1
230	71	9	Università degli Studi di Firenze	HE	ITA	WE	12,724	↑ 3.9	35.9	↑ 2.1	58.1	↓ -1.3	● 1.3	↑ 4.8	0.5	15.5	↑ 2.9	7,286	↑ 3.1
231	2	1	Islamic Azad University	HE	IRN	ME	12,678	↑ 54.9	11.3	↑ 8.9	13.7	↓ -5.4	● 0.7	→ 0.0	0.6	7.1	↓ -0.6	8,035	↑ 64.1
232	3	2	Hebrew University of Jerusalem	HE	ISR	ME	12,574	↑ 2.5	42.7	↑ 0.4	67.8	↓ 0.0	● 1.4	↑ 0.7	0.5	16.1	↓ -0.4	7,571	↑ 2.8
233	72	12	Johann Wolfgang Goethe-Universität Frankfurt am Main	HE	DEU	WE	12,558	↑ 5.7	43.6	↑ 2.3	59.0	↓ -1.3	● 1.6	↑ 2.5	0.5	18.2	↑ 2.8	7,029	↑ 3.5
234	56	12	University of Tsukuba	HE	JPN	AS	12,527	↑ 0.8	24.0	↑ 1.2	50.3	↓ -2.4	● 1.1	↓ -0.9	0.5	11.1	↓ -0.4	6,666	↓ -0.3
235	84	74	Brown University	HE	USA	NA	12,476	↑ 5.0	25.5	↑ 6.1	70.8	↑ 0.3	● 2.0	↑ 1.6	0.5	22.2	↓ -1.8	6,439	↑ 7.3
236	85	75	Mount Sinai Medical Center	HL	USA	NA	12,448	↑ 8.5	25.9	↑ 5.7	76.9	↓ -0.2	● 2.1	↑ 1.0	0.8	23.3	↑ 2.3	6,765	↑ 7.0
237	73	13	Fraunhofer Gesellschaft	GO	DEU	WE	12,435	↑ 8.3	30.5	↑ 1.8	33.3	↓ -0.5	● 1.4	↑ 2.3	0.7	12.9	↓ -2.3	7,089	↑ 6.1
238	74	14	Georg-August-Universität Göttingen	HE	DEU	WE	12,361	↑ 5.6	43.8	↑ 3.4	63.6	↑ 0.9	● 1.4	↑ 3.7	0.6	16.7	↑ 4.9	6,722	↑ 3.8
239	75	15	Westfälische Wilhelms-Universität Münster	HE	DEU	WE	12,301	↑ 1.6	40.1	↑ 2.7	61.0	↑ 0.4	● 1.5	↑ 8.8	0.6	17.5	↑ 6.9	7,028	↑ 0.4
240	76	16	University of Liverpool	HE	GBR	WE	12,279	↑ 4.3	45.9	↑ 1.1	65.6	↓ -1.0	● 1.6	↑ 2.6	0.5	19.2	↓ -1.2	6,404	↑ 4.8
241	77	16	Technische Universität Dresden	HE	DEU	WE	12,271	↑ 6.6	38.4	↑ 3.4	51.9	↑ 0.2	● 1.5	↑ 5.7	0.5	16.7	↑ 3.3	6,934	↑ 5.1
242	4	3	Technion - Israel Institute of Technology	HE	ISR	ME	12,164	↑ 0.7	37.4	↑ 4.3	60.6	↓ -1.0	● 1.3	→ 0.0	0.6	15.7	↓ -3.7	7,604	↑ 0.2
243	86	76	Wayne State University	HE	USA	NA	12,139	↑ 2.9	23.5	↑ 6.5	64.8	↓ -0.8	● 1.6	↓ -0.6	0.5	18.8	↑ 0.6	6,935	↑ 2.5
244	7	1	Hungarian Academy of Sciences	GO	HUN	EE	12,116	↓ -0.1	53.8	↑ 1.2	51.9	↓ -1.2	● 1.1	↑ 3.9	0.6	10.6	↑ 1.8	5,691	↓ -1.3
245	87	77	University of Texas Southwestern Medical Center	HE	USA	NA	12,091	↑ 1.8	22.4	↑ 3.3	80.6	↑ 0.2	● 2.2	↑ 1.4	0.7	26.6	↑ 1.9	6,750	↓ -0.2
246	88	78	Tufts University	HE	USA	NA	12,080	↑ 3.6	31.5	↑ 3.6	72.5	↓ -0.4	● 2.1	↓ -1.0	0.6	24.7	↓ -0.8	6,052	↑ 3.6
247	78	10	Università degli Studi di Torino	HE	ITA	WE	12,069	↑ 6.2	38.8	↑ 3.2	59.0	↓ -0.6	● 1.5	↑ 2.1	0.5	16.9	↑ 1.7	6,465	↑ 7.4
248	89	79	Los Alamos National Laboratory	GO	USA	NA	11,898	↓ -3.5	37.0	↑ 6.7	63.4	↓ -0.2	● 1.6	↑ 3.9	0.8	18.3	↑ 0.4	5,846	↓ -6.2
249	90	80	Lawrence Berkeley National Laboratory	GO	USA	NA	11,893	↑ 2.8	45.5	↑ 5.2	72.2	↑ 0.7	● 2.4	↑ 3.5	0.8	27.4	↑ 4.4	3,809	↓ -3.2

WR/RR/CR World/Region/Country Rank

AF Africa AS Asia EE Eastern Europe LA Latin America ME Middle East NA Northern America OC Oceania WE Western Europe

GO Government HE Higher Education HL Health PR Private OT Others

WR	RR	CR	Organization	Sector	Country	Region	Output	O-VR(%)	IC(%)	IC-VR(%)	Q1(%)	Q1-VR(%)	NI	NI-VR(%)	Spec	Exc(%)	Exc-VR(%)	Leadership	Leadership-VR(%)
250	79	3	Technical University of Denmark	HE	DNK	WE	11,803	↑ 6.5	51.2	↑ 1.7	59.0	↓ -1.3	1.7	↑ 2.4	0.6	20.7	↓ -1.8	6,995	↑ 5.3
251	91	81	University of Maryland, Baltimore	HE	USA	NA	11,801	↑ 1.9	22.3	↑ 7.6	71.0	↓ -0.2	1.8	↑ 4.1	0.6	21.2	↑ 1.5	6,004	↑ 1.8
252	92	82	Howard Hughes Medical Institute	HL	USA	NA	11,757	↑ 3.6	30.3	↑ 3.3	94.5	↑ 0.2	3.1	↑ 2.3	0.9	43.3	↑ 1.7	4,226	↑ 0.7
253	80	2	Aristotle University of Thessaloniki	HE	GRC	WE	11,743	↑ 6.3	29.9	↑ 2.5	46.8	↓ -2.5	1.1	↑ 1.9	0.5	11.4	↓ -2.8	8,123	↑ 5.7
254	93	83	University of California, Santa Cruz	HE	USA	NA	11,700	↑ 4.3	36.1	↑ 5.9	65.5	↑ 0.8	2.1	↑ 3.5	0.7	24.6	↑ 1.0	6,054	↑ 2.8
255	81	13	Universite Rene Descartes, Paris 5	HE	FRA	WE	11,652	↑ 13.7	33.2	↑ 5.0	62.7	↑ 0.6	1.6	↑ 3.8	0.7	17.9	↑ 3.2	5,079	↑ 12.1
256	9	1	University of Auckland	HE	NZL	OC	11,622	↑ 9.9	44.7	↑ 1.7	54.0	↓ -3.7	1.6	→ 0.0	0.4	16.9	↓ -1.3	7,408	↑ 9.3
257	57	6	Hanyang University	HE	KOR	AS	11,594	↑ 7.5	20.6	↑ 2.7	45.3	↓ -1.0	1.0	↓ -2.0	0.6	11.1	↓ -3.7	7,515	↑ 7.2
258	82	4	Royal Institute of Technology	HE	SWE	WE	11,553	↑ 5.6	51.5	↑ 3.9	51.2	↓ -2.3	1.4	↑ 6.1	0.6	16.7	↑ 5.0	6,754	↑ 3.4
259	5	2	University of Tehran	HE	IRN	ME	11,535	↑ 22.1	19.5	↓ -2.8	25.4	↓ -0.7	0.8	↑ 1.2	0.6	9.3	↓ -2.5	7,545	↑ 20.5
260	83	14	Institut de Recherche pour le Developpement Paris	GO	FRA	WE	11,482	↑ 8.7	64.8	↓ -0.1	71.1	↓ -0.1	1.5	↑ 0.7	0.8	18.1	↑ 0.9	5,023	↑ 7.4
261	94	84	U.S. Air Force	GO	USA	NA	11,424	↓ -0.1	11.5	↑ 2.9	35.0	↑ 1.4	1.2	→ 0.0	0.7	12.1	↓ -1.1	5,338	↓ -2.0
262	95	85	Indiana University/Purdue University at Indianapolis	HE	USA	NA	11,393	↑ 4.0	22.6	↑ 5.6	69.3	↓ -1.5	1.7	↑ 3.6	0.6	20.5	↓ 0.0	6,313	↑ 4.2
263	96	86	State University of New York, Buffalo	HE	USA	NA	11,389	↑ 3.2	23.8	↑ 7.1	63.7	↓ -2.0	1.5	↑ 2.7	0.4	17.6	↓ -2.5	6,825	↑ 1.4
264	97	87	University of Tennessee, Knoxville	HE	USA	NA	11,343	↑ 1.4	29.2	↑ 3.5	58.4	↑ 0.1	1.5	→ 0.0	0.5	17.3	↓ -0.7	6,150	↑ 0.5
265	58	13	Keio University	HE	JPN	AS	11,243	↑ 3.7	16.9	↑ 5.1	46.1	↓ -1.5	1.1	↑ 1.9	0.5	11.5	↑ 0.7	7,084	↑ 2.1
266	84	5	Universitat Politecnica de Catalunya	HE	ESP	WE	11,235	↑ 6.6	40.8	↑ 3.2	37.9	↓ -0.3	1.2	→ 0.0	0.7	13.9	↓ -4.5	7,118	↑ 5.1
267	59	30	National University of Defense Technology	HE	CHN	AS	11,206	↑ 13.5	5.9	↑ 30.2	9.0	↑ 11.5	0.4	↑ 7.5	0.9	3.6	↑ 10.5	10,015	↑ 12.9
268	85	17	Newcastle University Newcastle upon Tyne	HE	GBR	WE	11,190	↑ 3.0	41.6	↑ 3.5	65.2	↓ -1.2	1.7	↑ 3.0	0.5	20.3	↑ 1.1	6,401	↑ 2.5
269	86	17	Charite - Universitatsmedizin Berlin	HL	DEU	WE	11,162	↓ -7.6	34.1	↑ 3.4	61.8	↓ -1.1	1.7	↑ 3.1	0.8	18.8	↑ 1.1	6,410	↓ -11.0
270	87	1	Universidade do Porto	HE	PRT	WE	11,159	↑ 15.4	42.9	↑ 1.4	51.8	↓ -2.4	1.2	↓ -1.6	0.5	14.3	↓ -4.4	6,821	↑ 14.0
271	7	5	Universidade Federal do Rio Grande do Sul	HE	BRA	LA	11,110	↑ 12.4	23.7	↓ -4.3	35.8	↓ -7.2	0.8	↓ -4.8	0.5	7.6	↓ -6.7	6,803	↑ 13.0
272	88	15	Universite des Sciences et Techniques du Languedoc, Montpellier II	HE	FRA	WE	11,102	↑ 5.7	54.5	↑ 1.4	65.5	↓ -0.4	1.4	↑ 2.9	0.7	18.0	↑ 3.0	5,451	↑ 2.4
273	60	31	University of Science and Technology Beijing	HE	CHN	AS	11,053	↑ 14.4	8.9	↑ 4.3	18.3	↑ 5.5	0.5	↑ 5.9	0.8	4.5	↑ 7.0	8,231	↑ 14.8
274	89	6	Universitat de Valencia	HE	ESP	WE	11,027	↑ 7.6	44.2	↑ 2.1	56.3	↓ -1.0	1.3	↑ 2.3	0.6	15.0	↓ -0.1	5,728	↑ 4.7
275	98	88	University of Kansas	HE	USA	NA	11,018	↑ 5.8	25.2	↑ 6.2	62.1	↓ -1.1	1.5	↑ 7.2	0.6	16.9	↑ 3.7	6,438	↑ 4.9
276	90	18	Universitat zu Koln	HE	DEU	WE	11,014	↑ 5.6	43.9	↑ 4.6	62.3	↑ 0.8	1.5	↑ 1.3	0.5	16.8	↑ 1.1	5,855	↑ 1.8
277	91	16	Universite de Strasbourg	HE	FRA	WE	10,987	↑ 4.4	56.4	↑ 0.1	66.6	↓ -0.3	1.4	↑ 2.9	0.6	17.9	↑ 4.0	5,340	↑ 4.4
278	92	2	Norwegian University of Science and Technology	HE	NOR	WE	10,972	↑ 9.8	41.0	↑ 2.1	47.8	↓ -2.7	1.4	↓ -1.4	0.5	16.8	↓ -3.2	6,579	↑ 9.7
279	99	89	IBM Corporation	PR	USA	NA	10,967	↑ 0.8	26.7	↑ 8.7	37.8	↓ -3.9	2.1	↓ -3.7	0.9	22.4	↓ -6.9	6,336	↑ 0.1
280	93	17	Institut Polytechnique de Grenoble	HE	FRA	WE	10,948	↑ 12.4	39.3	↑ 2.4	44.6	↑ 0.7	1.4	↑ 2.3	0.6	16.3	↑ 0.3	5,592	↑ 10.6
281	100	90	State University of New York, Stony Brook	HE	USA	NA	10,914	↑ 0.3	31.5	↑ 4.8	66.4	↓ -0.4	1.7	→ 0.0	0.5	19.6	↑ 0.2	5,954	↓ -1.5
282	101	91	University of Hawaii, Manoa	HE	USA	NA	10,903	↑ 4.0	39.2	↑ 4.5	64.8	↑ 0.8	1.5	↑ 0.7	0.6	18.0	↑ 0.6	5,548	↑ 2.8
283	102	92	University of Missouri, Columbia	HE	USA	NA	10,853	↓ -0.3	23.3	↑ 5.8	60.5	→ 0.0	1.4	↑ 0.7	0.5	16.0	↑ 0.7	6,672	↓ -1.0

WR/RR/CR World/Region/Country Rank

AF Africa AS Asia EE Eastern Europe LA Latin America ME Middle East NA Northern America OC Oceania WE Western Europe

GO Government HE Higher Education HL Health PR Private OT Others

WR	RR	CR	Organization	Sector	Country	Region	Output	O-VR(%)	IC(%)	IC-VR(%)	Q1(%)	Q1-VR(%)	NI	NI-VR(%)	Spec	Exc(%)	Exc-VR(%)	Leadership	Leadership-VR(%)
284	61	32	Nanjing University of Aeronautics and Astronautics	HE	CHN	AS	10,718	↑ 15.2	7.7	↑ 13.2	14.0	↑ 5.4	● 0.6	↑ 4.9	0.9	6.4	↑ 2.5	8,927	↑ 14.5
285	8	2	Universidad de Buenos Aires	HE	ARG	LA	10,675	↑ 6.2	40.0	↓ -0.6	52.3	↓ -1.4	● 1.0	↑ 4.3	0.6	9.4	↑ 3.0	6,667	↑ 5.9
286	62	33	Chongqing University	HE	CHN	AS	10,664	↑ 20.3	11.5	↓ -1.5	14.4	↑ 3.5	● 0.6	↑ 5.5	0.8	5.8	↑ 0.3	8,542	↑ 21.4
287	63	4	City University of Hong Kong	HE	HKG	AS	10,651	↑ 4.8	61.8	↑ 2.2	53.0	↓ -0.8	● 1.4	↑ 0.7	0.7	19.9	↓ -2.4	5,725	↑ 2.3
288	64	34	Beijing University of Posts and Telecommunications	HE	CHN	AS	10,607	↑ 19.3	8.5	↑ 4.4	6.2	↓ -0.6	● 0.5	↑ 9.3	0.9	4.6	↑ 13.0	9,050	↑ 18.5
289	10	9	The University of Adelaide	HE	AUS	OC	10,499	↑ 7.5	38.4	↑ 2.6	61.0	↑ 0.4	● 1.4	↑ 2.1	0.5	17.5	↑ 0.3	5,469	↑ 7.2
290	94	19	Ruhr-Universitat Bochum	HE	DEU	WE	10,474	↑ 1.1	39.7	↑ 0.6	57.8	↑ 0.3	● 1.3	↑ 3.2	0.6	15.0	↑ 3.2	6,000	↑ 0.3
291	95	20	Julius-Maximilians-Universitat Wurzburg	HE	DEU	WE	10,467	↑ 3.1	42.1	↑ 1.3	66.4	↑ 0.9	● 1.5	↑ 2.7	0.6	19.3	↑ 5.0	5,758	↑ 1.4
292	65	35	Xidian University	HE	CHN	AS	10,459	↑ 14.2	7.7	↑ 17.6	12.3	↑ 13.3	● 0.6	↑ 13.5	0.9	6.5	↑ 19.7	8,754	↑ 12.9
293	96	7	Universidad Autonoma de Madrid	HE	ESP	WE	10,451	↑ 6.8	42.2	↑ 2.7	60.4	↓ -0.9	● 1.3	→ 0.0	0.5	14.4	↑ 0.6	5,634	↑ 5.3
294	97	2	Universidade Tecnica de Lisboa	HE	PRT	WE	10,408	↑ 9.3	43.5	↑ 0.3	45.2	↓ -3.4	● 1.3	→ 0.0	0.6	14.2	↓ -2.8	5,789	↑ 10.1
295	103	11	Laval University	HE	CAN	NA	10,396	↑ 4.1	36.0	↑ 2.2	60.1	↓ -1.5	● 1.4	→ 0.0	0.5	15.8	↓ -1.9	5,834	↑ 4.9
296	104	93	Colorado State University	HE	USA	NA	10,387	↑ 1.3	27.6	↑ 4.0	63.8	↑ 0.4	● 1.5	↑ 1.4	0.6	18.6	↑ 1.0	5,744	↑ 0.8
297	105	94	University of Oklahoma	HE	USA	NA	10,363	↑ 1.6	22.6	↑ 3.7	58.8	↓ -0.7	● 1.4	↑ 1.4	0.5	16.0	↓ -2.2	6,044	↑ 2.5
298	106	12	Queen's University	HE	CAN	NA	10,305	↑ 4.3	35.7	↑ 1.0	56.9	↓ -2.3	● 1.4	↓ -5.9	0.4	16.7	↓ -4.2	6,407	↑ 4.1
299	8	1	University of Ljubljana	HE	SVN	EE	10,242	↑ 6.8	36.1	↑ 1.0	43.8	↓ -3.7	● 1.0	↑ 1.1	0.5	10.4	↑ 0.6	6,589	↑ 5.6
300	66	36	Shanghai University	HE	CHN	AS	10,238	↑ 13.9	14.0	↑ 2.5	24.9	↑ 3.6	● 0.8	↑ 5.6	0.8	8.5	↑ 2.4	7,356	↑ 14.5
301	67	37	Nankai University	HE	CHN	AS	10,195	↑ 7.1	18.7	↑ 4.6	37.9	↑ 7.7	● 1.0	↑ 10.1	0.7	11.8	↑ 11.0	7,208	↑ 6.3
302	68	38	Beijing Jiaotong University	HE	CHN	AS	10,167	↑ 18.5	11.6	↑ 7.5	10.9	↓ -1.9	● 0.5	↑ 4.3	0.8	5.0	↑ 3.8	8,324	↑ 17.5
303	69	4	National Tsing Hua University	HE	TWN	AS	10,148	↑ 7.1	19.0	↑ 5.2	57.3	↓ -0.5	● 1.2	→ 0.0	0.7	14.5	↓ -0.4	6,578	↑ 5.9
304	107	95	Oregon Health & Science University	HE	USA	NA	10,135	↑ 2.4	22.1	↑ 1.4	74.3	↑ 0.1	● 2.1	↑ 3.5	0.7	23.0	↑ 0.3	5,567	↑ 1.9
305	70	14	Hiroshima University	HE	JPN	AS	10,129	↓ -1.1	23.5	↑ 6.2	51.7	↓ -2.0	● 1.1	↑ 4.0	0.5	10.4	↑ 2.3	5,824	↓ -3.0
306	9	1	University of Zagreb	HE	HRV	EE	10,129	↑ 9.4	27.6	↑ 0.8	27.7	↓ -1.4	● 0.7	↑ 5.8	0.6	6.6	↑ 1.5	6,664	↑ 9.1
307	98	8	Eindhoven University of Technology	HE	NLD	WE	10,116	↑ 5.7	44.2	↑ 4.2	49.5	↑ 0.0	● 1.7	↑ 2.4	0.7	20.7	↑ 1.1	6,223	↑ 4.5
308	99	4	Universitat Bern	HE	CHE	WE	10,102	↑ 5.7	56.0	↑ 2.6	68.2	↑ 1.3	● 1.7	↑ 2.4	0.6	20.4	↑ 0.6	5,385	↑ 4.0
309	100	11	Universita degli Studi di Roma Tor Vergata	HE	ITA	WE	10,084	↑ 8.5	39.0	↑ 3.3	54.0	↓ -2.2	● 1.3	↑ 4.8	0.6	14.4	↑ 3.0	5,111	↑ 7.8
310	101	21	Universitat Duisburg Essen	HE	DEU	WE	10,046	↑ 3.1	37.6	↑ 4.0	54.2	↑ 0.4	● 1.5	↑ 7.8	0.5	15.9	↑ 3.4	5,818	↑ 0.7
311	108	96	Louisiana State University, Baton Rouge	HE	USA	NA	10,043	↑ 2.0	27.4	↑ 3.2	57.8	↓ -0.7	● 1.4	→ 0.0	0.5	15.6	↓ -2.0	5,934	↑ 3.3
312	102	5	Universite de Geneve	HE	CHE	WE	10,042	↑ 7.0	60.6	↑ 0.1	67.5	↓ -0.6	● 1.7	↑ 1.8	0.5	21.6	↓ -0.9	5,006	↑ 4.9
313	109	97	University of Massachusetts, Amherst	HE	USA	NA	10,015	↑ 5.1	32.1	↑ 3.8	63.3	↓ -1.2	● 1.7	→ 0.0	0.5	21.8	↓ -2.0	5,774	↑ 3.8
314	110	98	Oak Ridge National Laboratory	GO	USA	NA	10,013	↓ -0.3	33.4	↑ 6.8	58.7	↑ 0.9	● 1.7	↑ 3.1	0.8	19.8	↑ 1.9	4,120	↓ -3.1
315	111	99	University of Connecticut, Storrs	HE	USA	NA	9,998	↓ -0.3	25.1	↑ 3.9	58.1	↓ -0.5	● 1.4	↓ -1.4	0.4	16.6	↓ -2.2	6,137	↓ 0.0
316	112	100	University of Medicine & Dentistry of New Jersey	HE	USA	NA	9,988	↓ -0.2	19.0	↑ 2.5	70.0	↓ -0.4	● 1.6	↑ 5.4	0.7	18.4	↑ 2.5	5,627	↓ -1.2
317	103	12	Politecnico di Milano	HE	ITA	WE	9,986	↑ 10.1	32.7	↑ 4.6	39.4	↓ -1.9	● 1.3	↑ 1.5	0.7	16.0	↓ -0.8	6,843	↑ 9.7
318	104	9	Radboud University Nijmegen Medical Centre	HL	NLD	WE	9,986	↑ 6.3	37.4	↑ 6.7	73.5	↑ 1.0	● 1.8	↑ 5.2	0.8	21.7	↑ 5.4	5,667	↑ 3.6

WR/RR/CR World/Region/Country Rank

AF Africa AS Asia EE Eastern Europe LA Latin America ME Middle East NA Northern America OC Oceania WE Western Europe

GO Government HE Higher Education HL Health PR Private OT Others

WR	RR	CR	Organization	Sector	Country	Region	Output	O-VR(%)	IC(%)	IC-VR(%)	Q1(%)	Q1-VR(%)	NI	NI-VR(%)	Spec	Exc(%)	Exc-VR(%)	Leadership	Leadership-VR(%)
319	105	22	Johannes Gutenberg-Universität Mainz	HE	DEU	WE	9,985	↓ -3.8	45.2	↑ 4.4	63.8	↑ 1.3	1.7	↑ 3.1	0.6	19.2	↑ 2.5	5,095	↓ -6.9
320	106	18	University of Warwick	HE	GBR	WE	9,944	↑ 7.6	43.3	↑ 2.3	63.6	↓ -0.9	1.5	↑ 2.1	0.5	18.6	↓ -0.4	5,612	↑ 6.9
321	113	101	Florida State University, Tallahassee	HE	USA	NA	9,926	↑ 4.4	28.3	↑ 1.2	61.3	↓ -1.3	1.6	↑ 0.6	0.6	19.2	↓ -1.2	5,670	↑ 3.1
322	114	102	Oregon State University	HE	USA	NA	9,895	↑ 2.1	27.3	↑ 4.2	60.7	↓ -1.1	1.4	↑ 1.4	0.7	17.2	↓ -1.6	5,606	↑ 2.6
323	107	10	Wageningen University and Research Centre	HE	NLD	WE	9,878	↑ 7.5	54.5	↑ 1.5	70.4	↑ 0.2	1.6	↑ 3.2	0.8	21.5	↑ 1.2	5,293	↑ 6.5
324	108	1	Medizinische Universität Wien	HE	AUT	WE	9,866	↑ 1.9	43.1	↑ 4.5	67.6	↓ -1.6	1.7	↑ 1.2	0.8	19.2	↑ 3.9	6,251	↑ 0.5
325	115	103	University of New Mexico	HE	USA	NA	9,866	↑ 1.3	27.9	↑ 7.1	63.1	↓ -1.2	1.7	↑ 2.4	0.5	19.9	↑ 1.2	5,252	↑ 0.4
326	109	23	Universität Leipzig	HE	DEU	WE	9,803	↑ 2.3	37.3	↑ 4.3	55.6	↑ 0.7	1.5	↑ 7.4	0.6	15.6	↑ 4.1	5,601	↑ 0.9
327	71	39	Hunan University	HE	CHN	AS	9,759	↑ 12.8	12.1	↑ 4.3	25.0	↑ 2.7	0.7	↑ 1.4	0.8	10.0	↓ -0.9	7,391	↑ 12.2
328	116	104	National Institute of Standards and Technology	GO	USA	NA	9,727	↓ -0.2	31.7	↑ 4.2	60.4	↑ 1.2	1.7	↑ 1.8	0.8	19.7	↑ 2.0	5,399	↓ -2.5
329	9	6	Universidade Federal de Minas Gerais	HE	BRA	LA	9,707	↑ 10.9	23.6	↓ -3.8	36.0	↓ -4.5	0.8	↓ -3.5	0.6	7.6	↓ -6.7	6,084	↑ 9.9
330	110	3	Catholic University of Louvain	HE	BEL	WE	9,699	↑ 2.7	50.2	↑ 1.9	56.5	↓ -0.9	1.6	↑ 0.6	0.5	18.5	↑ 0.2	5,690	↑ 1.9
331	72	5	Academia Sinica	GO	TWN	AS	9,606	↑ 6.3	39.2	↑ 3.7	67.1	↓ -0.4	1.2	↓ -0.8	0.6	13.9	↓ -1.3	4,021	↑ 4.1
332	111	19	Queen Mary, University of London	HE	GBR	WE	9,593	↑ 6.5	46.2	↑ 4.1	64.7	↓ -1.0	1.9	↑ 2.7	0.5	22.1	↑ 0.7	5,153	↑ 6.6
333	117	13	University of Manitoba	HE	CAN	NA	9,593	↑ 3.7	35.2	↑ 1.5	55.4	↓ -0.5	1.3	↑ 3.1	0.5	14.5	→ 0.0	5,820	↑ 3.4
334	112	5	University of Gothenburg	HE	SWE	WE	9,557	↑ 4.0	46.7	↑ 3.1	66.8	↓ -1.1	1.5	↑ 1.3	0.5	17.7	↑ 1.7	5,100	↑ 4.8
335	113	24	Friedrich-Schiller-Universität Jena	HE	DEU	WE	9,493	↑ 5.9	38.3	↑ 3.7	57.8	↑ 0.9	1.4	↑ 4.3	0.6	16.4	↑ 2.5	5,432	↑ 4.4
336	118	105	National Oceanic and Atmospheric Administration	GO	USA	NA	9,486	↓ -2.6	31.1	↑ 9.7	62.1	↑ 6.5	1.7	↑ 1.9	0.9	21.0	↑ 1.3	4,270	↓ -7.6
337	119	14	Dalhousie University	HE	CAN	NA	9,444	↑ 2.9	34.9	↑ 1.2	58.9	↓ -1.7	1.4	→ 0.0	0.5	15.3	↓ -0.4	5,530	↑ 2.3
338	120	106	US Geological Survey	GO	USA	NA	9,439	↑ 0.4	25.9	↑ 2.4	62.9	↑ 0.8	1.4	→ 0.0	0.9	17.1	↑ 0.1	4,552	↓ -0.6
339	6	4	Ben-Gurion University of the Negev	HE	ISR	ME	9,438	↑ 2.4	36.4	↑ 2.0	56.3	↓ -1.5	1.1	↑ 1.0	0.5	11.3	↓ -2.1	6,106	↑ 3.6
340	73	5	The Hong Kong University of Science and Technology	HE	HKG	AS	9,421	↑ 1.9	54.2	↑ 2.2	55.3	↓ -1.5	1.7	↓ -2.4	0.7	21.1	↓ -4.5	5,673	↑ 0.9
341	121	107	University of South Florida	HE	USA	NA	9,402	↑ 3.9	18.3	↑ 8.5	56.4	↑ 0.2	1.4	↓ -1.4	0.5	16.5	↓ -2.0	5,668	↑ 3.3
342	122	108	Yeshiva University	HE	USA	NA	9,402	↑ 3.4	25.4	↑ 6.1	77.6	↓ -0.1	1.8	↑ 1.1	0.7	20.5	↓ -0.5	4,765	↑ 4.3
343	74	40	Wuhan University of Technology	HE	CHN	AS	9,352	↑ 14.5	7.6	↑ 10.2	12.6	↑ 4.6	0.5	↑ 13.3	0.9	6.0	↑ 14.0	7,636	↑ 14.8
344	114	2	Universität Wien	HE	AUT	WE	9,282	↑ 6.7	59.2	↑ 1.7	59.6	↑ 0.6	1.3	↑ 3.1	0.6	15.0	↑ 1.5	4,949	↑ 5.5
345	115	18	Université de la Méditerranée, Aix-Marseille II	HE	FRA	WE	9,241	↑ 6.7	46.4	↑ 1.1	64.1	↓ -0.2	1.5	↑ 3.5	0.6	17.3	↑ 4.2	4,702	↑ 6.5
346	75	41	Beijing Normal University	HE	CHN	AS	9,235	↑ 13.8	24.8	↑ 4.0	33.7	↑ 4.1	0.8	↑ 5.3	0.7	9.5	↑ 8.6	6,142	↑ 12.2
347	116	13	Università degli Studi di Genova	HE	ITA	WE	9,214	↑ 2.3	34.6	↑ 1.9	53.3	↓ -2.1	1.3	↓ -0.8	0.7	14.3	↑ 0.1	4,982	↑ 3.4
348	123	109	Indiana University-Bloomington	HE	USA	NA	9,187	↑ 4.0	31.3	↑ 4.3	65.6	↓ 0.0	1.7	↑ 1.2	0.6	21.1	↑ 1.7	5,373	↑ 3.1
349	117	3	Technische Universität Wien	HE	AUT	WE	9,146	↑ 5.9	49.4	↑ 1.4	38.6	↓ -2.0	1.2	↑ 1.6	0.7	13.8	↓ -1.5	5,780	↑ 4.5
350	124	110	University of California, Riverside	HE	USA	NA	9,075	↑ 1.6	37.8	↑ 5.7	68.2	↓ -0.4	1.8	↑ 1.7	0.6	21.7	↓ -1.5	5,129	↑ 0.3
351	125	111	CareGroup Healthcare System	HL	USA	NA	9,064	↑ 6.0	29.2	↑ 4.0	80.5	↓ -1.0	2.4	↑ 4.3	0.8	27.2	↓ -1.9	4,651	↑ 4.4
352	126	112	Virginia Commonwealth University	HE	USA	NA	9,039	↑ 4.8	21.8	↑ 5.6	69.1	↓ -1.6	1.6	↑ 0.6	0.6	19.6	↑ 0.6	5,391	↑ 3.5
353	76	15	Kobe University	HE	JPN	AS	9,017	↑ 2.3	18.8	↑ 0.3	49.5	↓ -2.5	1.0	↑ 2.0	0.5	9.6	↑ 1.2	5,484	↑ 2.6
354	118	8	Universidad de Granada	HE	ESP	WE	8,982	↑ 11.1	36.7	↑ 2.9	48.9	↓ -1.4	1.2	↑ 4.5	0.5	13.4	↑ 3.5	5,568	↑ 10.0
355	127	113	University of Nebraska, Lincoln	HE	USA	NA	8,968	↑ 3.4	27.2	↑ 9.5	57.9	↓ -1.3	1.3	↑ 2.3	0.5	15.8	↓ -0.4	5,285	↑ 0.4

WR/RR/CR World/Region/Country Rank

AF Africa AS Asia EE Eastern Europe LA Latin America ME Middle East NA Northern America OC Oceania WE Western Europe

GO Government HE Higher Education HL Health PR Private OT Others

WR	RR	CR	Organization	Sector	Country	Region	Output	O-VR(%)	IC(%)	IC-VR(%)	Q1(%)	Q1-VR(%)	NI	NI-VR(%)	Spec	Exc(%)	Exc-VR(%)	Leadership	Leadership-VR(%)
356	119	1	University College Dublin	HE	IRL	WE	8,960	↑ 11.5	46.5	↑ 2.8	57.7	↑ 0.1	1.5	↑ 2.0	0.5	18.3	↑ 3.5	5,253	↑ 10.1
357	77	42	Beijing University of Technology	HE	CHN	AS	8,893	↑ 19.0	9.2	↑ 2.1	14.8	↑ 0.5	0.5	↑ 6.7	0.8	4.7	↑ 9.0	7,232	↑ 18.9
358	120	3	University of Bergen	HE	NOR	WE	8,891	↑ 7.4	53.8	↑ 1.3	63.4	↓ -1.0	1.6	↓ -0.6	0.5	17.8	↓ -3.9	4,065	↑ 6.2
359	121	19	Universite de Rennes 1	HE	FRA	WE	8,890	↑ 7.2	43.3	↑ 3.7	49.4	↓ -1.0	1.2	↑ 1.7	0.6	14.2	↓ -0.2	4,804	↑ 3.7
360	122	20	University of York	HE	GBR	WE	8,887	↑ 4.8	40.1	↑ 3.8	60.0	↓ -1.4	1.6	↑ 1.9	0.6	19.5	↓ -3.0	5,252	↑ 3.8
361	78	16	Okayama University	HE	JPN	AS	8,865	↓ -0.3	24.1	↑ 4.7	53.4	↓ -3.0	1.0	↑ 3.0	0.6	10.9	↑ 2.4	5,445	↓ -1.0
362	128	15	National Research Council Canada	GO	CAN	NA	8,834	↑ 0.1	43.6	↑ 3.4	58.1	↓ -0.9	1.4	→ 0.0	0.7	16.5	↓ -3.6	4,483	↓ -3.2
363	129	114	Memorial Sloan-Kettering Cancer Center	HL	USA	NA	8,811	↑ 5.3	24.1	↑ 4.8	79.6	↑ 0.4	2.5	↑ 3.7	0.8	28.1	↑ 1.2	5,379	↑ 4.3
364	130	115	Argonne National Laboratory	GO	USA	NA	8,783	↑ 1.0	44.3	↑ 3.9	63.8	↑ 1.7	1.8	↑ 1.7	0.8	21.4	↑ 1.0	3,218	↓ -4.8
365	10	7	Universidade Federal de Sao Paulo	HE	BRA	LA	8,756	↑ 12.2	18.8	↓ -2.0	39.2	↓ -1.3	0.9	↑ 3.7	0.8	6.8	↑ 2.9	5,326	↑ 11.5
366	123	25	Heinrich Heine Universitat Dusseldorf	HE	DEU	WE	8,750	↑ 2.3	35.9	↑ 4.6	61.6	↓ -1.4	1.5	↓ -1.3	0.7	17.9	↑ 2.0	4,965	↑ 0.6
367	79	17	Waseda University	HE	JPN	AS	8,728	↑ 6.9	22.5	↑ 6.0	37.9	↓ -2.5	1.1	↑ 2.8	0.6	11.1	↑ 3.3	5,339	↑ 6.2
368	11	2	University of Otago	HE	NZL	OC	8,716	↑ 5.9	45.4	↑ 3.8	64.2	↓ -2.0	1.4	↑ 1.4	0.5	16.0	↓ -1.8	5,379	↑ 4.3
369	124	26	Universitat Ulm	HE	DEU	WE	8,709	↑ 3.6	39.6	↑ 6.2	57.2	↑ 0.3	1.5	↑ 5.5	0.6	17.3	↑ 5.9	4,936	↑ 1.7
370	125	6	Stockholm University	HE	SWE	WE	8,699	↑ 8.0	55.7	↑ 3.4	70.2	↑ 0.1	1.7	↑ 4.3	0.6	20.6	↑ 2.7	4,477	↑ 4.3
371	126	21	University of Aberdeen	HE	GBR	WE	8,694	↑ 4.6	46.5	↑ 3.0	64.2	↑ 0.0	1.6	↑ 1.9	0.5	20.4	→ 0.0	4,613	↑ 5.8
372	11	2	Consejo Nacional de Ciencia y Tecnologia	GO	MEX	LA	8,670	↑ 6.2	39.7	↑ 0.1	38.6	↓ -2.4	0.8	→ 0.0	0.7	7.6	↓ -3.8	5,154	↑ 4.2
373	10	1	University of Belgrade	HE	SRB	EE	8,662	↑ 12.3	30.2	↑ 17.0	34.5	↓ -2.4	0.8	↑ 4.2	0.6	6.7	↑ 4.7	5,682	↑ 11.3
374	127	27	Technische Universitat Berlin	HE	DEU	WE	8,619	↑ 7.4	39.5	↑ 1.2	42.2	↑ 0.5	1.3	↑ 2.4	0.6	14.7	↓ -0.8	4,969	↑ 6.1
375	128	4	Universite Libre de Bruxelles	HE	BEL	WE	8,603	↑ 2.2	55.1	↑ 1.3	58.8	↓ -0.4	1.6	↑ 2.0	0.5	17.5	↑ 4.0	4,568	↑ 3.5
376	80	2	Indian Institute of Science	HE	IND	AS	8,573	↑ 5.4	24.1	↑ 2.1	54.2	↓ -4.1	1.1	↓ -0.9	0.7	12.6	↓ -3.6	5,946	↑ 4.0
377	131	16	University of Saskatchewan	HE	CAN	NA	8,559	↑ 4.7	37.0	↑ 1.4	54.8	↓ -2.2	1.1	→ 0.0	0.5	12.5	↓ -3.1	5,153	↑ 4.7
378	129	28	Humboldt-Universitat zu Berlin	HE	DEU	WE	8,544	↓ -2.3	47.3	↑ 3.8	58.1	↓ -1.8	1.4	↑ 4.4	0.5	16.4	↑ 1.5	4,234	↓ -4.4
379	130	22	Queen's University Belfast	HE	GBR	WE	8,543	↑ 4.8	43.7	↑ 4.0	60.0	↓ -0.9	1.5	↑ 2.1	0.4	17.2	↓ -0.5	5,056	↑ 5.2
380	131	11	Radboud University Nijmegen	HE	NLD	WE	8,531	↑ 10.3	46.6	↑ 5.9	67.7	↓ -0.3	1.8	↑ 3.5	0.6	20.9	↑ 4.0	4,227	↑ 6.5
381	1	1	University of Cape Town	HE	ZAF	AF	8,526	↑ 8.8	50.4	↑ 2.5	57.8	↓ -1.1	1.5	↑ 6.3	0.6	17.5	↑ 3.9	4,898	↑ 7.0
382	132	116	University of Delaware	HE	USA	NA	8,500	↑ 1.0	26.2	↑ 6.1	59.0	↓ -0.8	1.4	↓ -2.1	0.5	17.2	↓ -4.2	5,292	↓ -1.2
383	11	2	Jagiellonian University	HE	POL	EE	8,494	↑ 2.2	39.0	↑ 2.7	41.0	↓ -0.8	1.0	↑ 4.4	0.6	8.7	↑ 5.1	5,312	↑ 1.0
384	133	117	University of Central Florida	HE	USA	NA	8,485	↑ 4.7	23.6	↑ 5.5	46.9	↑ 0.2	1.3	↑ 0.8	0.6	15.7	↓ -2.2	5,792	↑ 4.0
385	81	43	Lanzhou University	HE	CHN	AS	8,473	↑ 13.7	15.4	↑ 14.2	41.3	↑ 3.4	0.9	↑ 4.6	0.7	11.2	↑ 2.7	5,930	↑ 11.8
386	82	44	China University of Petroleum	HE	CHN	AS	8,466	↑ 11.6	6.5	↑ 16.8	13.0	↑ 16.3	0.4	↑ 4.8	0.9	3.3	↑ 6.8	6,762	↑ 11.3
387	132	5	Universite de Liege	HE	BEL	WE	8,456	↑ 4.7	51.4	↑ 4.5	54.3	↑ 1.4	1.3	↓ -0.8	0.6	14.4	↓ -1.1	4,969	↑ 3.5
388	133	2	Aalto University	HE	FIN	WE	8,452	↑ 6.9	41.7	↑ 5.4	47.2	↓ -2.3	1.4	↑ 0.7	0.7	16.2	↓ -2.0	5,384	↑ 4.2
389	134	29	Philipps-Universitat Marburg	HE	DEU	WE	8,444	↑ 1.4	36.2	↑ 2.8	56.3	↓ -0.4	1.4	→ 0.0	0.6	16.8	↑ 2.4	4,841	↑ 0.1
390	83	45	Xiamen University	HE	CHN	AS	8,390	↑ 21.6	19.2	↑ 6.4	34.4	↑ 1.4	0.9	↑ 8.6	0.7	10.6	↑ 7.6	6,224	↑ 21.5
391	84	7	Kyungpook National University	HE	KOR	AS	8,383	↑ 7.5	27.7	↑ 1.1	43.5	↓ -1.1	1.0	↑ 1.0	0.6	11.2	↓ -1.2	4,838	↑ 9.0
392	135	9	Universidad Politecnica de Valencia	HE	ESP	WE	8,382	↑ 10.8	29.5	↑ 1.2	42.9	↓ -1.8	1.2	→ 0.0	0.7	14.5	↓ -4.0	5,769	↑ 10.5
393	85	18	Chiba University	HE	JPN	AS	8,363	↓ -0.9	20.2	↑ 1.3	50.6	↓ -2.7	1.0	→ 0.0	0.6	9.7	↓ -0.2	4,987	↓ -1.8
394	136	20	Universite de Provence, Aix-Marseille I	HE	FRA	WE	8,362	↑ 8.1	50.2	↑ 5.1	59.7	↑ 0.0	1.3	→ 0.0	0.6	15.4	↑ 1.9	4,254	↑ 5.2

WR/RR/CR World/Region/Country Rank

AF Africa AS Asia EE Eastern Europe LA Latin America ME Middle East NA Northern America OC Oceania WE Western Europe

GO Government HE Higher Education HL Health PR Private OT Others

WR	RR	CR	Organization	Sector	Country	Region	Output	O-VR(%)	IC(%)	IC-VR(%)	Q1(%)	Q1-VR(%)	NI	NI-VR(%)	Spec	Exc(%)	Exc-VR(%)	Leadership	Leadership-VR(%)
395	137	23	University of Durham	HE	GBR	WE	8,351	↑ 4.7	47.6	↑ 1.6	62.8	↓ -1.1	1.7	↓ -0.6	0.6	21.3	↓ -3.3	4,703	↑ 3.5
396	138	7	Karolinska University Hospital	HL	SWE	WE	8,349	↓ -2.5	45.1	↑ 2.8	70.1	↓ -0.6	1.8	↓ -1.7	0.8	19.7	↑ 0.7	4,235	↓ -5.9
397	86	46	China Agricultural University	HE	CHN	AS	8,342	↑ 16.8	22.5	↑ 0.6	32.7	↑ 0.2	0.8	↑ 4.1	0.8	7.8	↑ 5.7	6,165	↑ 17.1
398	87	47	East China University of Science and Technology	HE	CHN	AS	8,320	↑ 13.3	12.5	↑ 3.2	32.7	↑ 3.8	0.8	↑ 9.5	0.8	9.8	↑ 7.4	6,292	↑ 12.9
399	134	118	University of South Carolina	HE	USA	NA	8,306	↑ 2.5	24.4	↑ 3.7	61.3	↓ -0.6	1.5	↓ -3.9	0.5	17.8	↓ -5.8	4,890	↑ 2.1
400	135	17	Simon Fraser University	HE	CAN	NA	8,299	↑ 9.4	42.7	↑ 2.1	55.5	↓ -2.4	1.5	↑ 2.0	0.6	18.3	↓ -1.7	4,952	↑ 8.6
401	88	8	Pusan National University	HE	KOR	AS	8,293	↑ 10.1	22.9	↑ 1.7	44.1	↑ 1.1	0.9	↑ 2.2	0.6	9.0	↑ 3.3	5,382	↑ 9.0
402	7	3	Tehran University of Medical Sciences	HE	IRN	ME	8,271	↑ 19.5	14.2	↓ -0.4	26.8	↓ -6.8	0.7	↓ -4.3	0.7	6.2	↓ -5.0	5,200	↑ 16.9
403	139	24	University of Leicester	HE	GBR	WE	8,177	↑ 2.0	47.1	↑ 5.5	64.3	↓ -0.3	1.7	↑ 4.8	0.5	18.4	↓ -1.3	4,201	↓ -0.7
404	140	12	University of Twente	HE	NLD	WE	8,172	↑ 8.3	41.3	↑ 1.6	50.8	↓ -0.9	1.6	↓ -0.6	0.6	19.6	↓ -0.9	4,931	↑ 6.7
405	89	48	North China Electric Power University	HE	CHN	AS	8,125	↑ 28.1	5.9	↑ 14.5	5.7	↑ 0.7	0.7	↑ 3.0	0.8	7.9	↑ 2.6	7,008	↑ 28.1
406	136	119	Wake Forest University	HE	USA	NA	8,100	↑ 2.1	18.9	↑ 3.7	71.4	↓ -0.6	2.1	↑ 6.8	0.7	21.4	↓ -1.6	4,729	↑ 0.5
407	141	30	Medizinische Hochschule Hannover	HE	DEU	WE	8,083	↑ 8.8	34.0	↑ 5.6	58.9	↑ 0.9	1.6	↑ 5.2	0.8	16.9	↑ 4.3	4,755	↑ 7.0
408	137	18	University of Guelph	HE	CAN	NA	8,063	↑ 3.1	39.9	↑ 1.3	59.8	↓ -1.2	1.2	↓ -2.4	0.7	14.3	↓ -2.5	4,944	↑ 2.8
409	142	31	Justus-Liebig-Universität Giessen	HE	DEU	WE	8,058	↑ 2.2	38.0	↑ 4.5	52.8	↓ -1.3	1.3	↑ 2.4	0.7	14.4	↑ 3.5	4,446	↑ 1.6
410	143	21	Universite des Sciences et Technologies de Lille, Lille I	HE	FRA	WE	8,057	↑ 9.0	47.5	↑ 1.8	52.3	↓ -1.5	1.2	→ 0.0	0.6	14.5	↓ -2.0	4,214	↑ 6.0
411	138	120	George Washington University	HE	USA	NA	7,988	↑ 3.5	22.4	↑ 2.0	59.1	↓ -1.1	1.6	↑ 0.6	0.6	16.6	↑ 2.3	4,340	↑ 4.4
412	139	121	Children's Hospital Boston	HL	USA	NA	7,973	↑ 9.6	27.2	↑ 3.7	80.0	↓ -1.0	2.3	→ 0.0	0.8	28.4	↓ -1.1	3,992	↑ 9.0
413	144	10	Universidad de Sevilla	HE	ESP	WE	7,960	↑ 8.5	35.8	↓ -1.2	52.6	↓ -0.7	1.2	↑ 2.7	0.5	13.0	↓ -0.2	5,144	↑ 8.7
414	12	1	Bulgarian Academy of Sciences	GO	BGR	EE	7,956	↑ 4.5	58.1	↓ -2.2	36.4	↓ -6.2	0.7	↓ -1.4	0.7	6.1	↓ -3.6	4,607	↑ 4.5
415	145	32	Technische Universität Darmstadt	HE	DEU	WE	7,955	↑ 4.2	45.4	↑ 0.2	42.9	↓ -2.7	1.3	↑ 1.5	0.7	14.2	↓ -0.2	4,748	↑ 4.4
416	8	1	Istanbul University	HE	TUR	ME	7,918	↑ 5.3	16.9	↑ 3.0	34.6	↓ -6.2	0.7	↑ 2.8	0.6	6.5	↑ 4.0	5,101	↑ 3.1
417	146	13	Maastricht University	HE	NLD	WE	7,913	↑ 6.6	46.7	↑ 5.2	70.2	↓ -0.8	1.7	↓ -0.6	0.7	22.1	↓ -1.6	3,818	↑ 4.9
418	147	33	Universität Stuttgart	HE	DEU	WE	7,908	↑ 2.5	39.8	↑ 0.1	45.0	↓ -3.0	1.4	↑ 2.3	0.7	14.9	↓ -2.1	4,842	↑ 3.3
419	148	14	Università degli Studi di Bari	HE	ITA	WE	7,884	↑ 3.7	33.0	↑ 1.3	55.6	↓ -0.4	1.2	↑ 0.9	0.7	13.3	↑ 2.3	4,483	↑ 4.1
420	90	49	Harbin Engineering University	HE	CHN	AS	7,874	↑ 24.9	6.2	↑ 2.6	8.5	↑ 5.3	0.5	↑ 14.3	0.9	4.7	↑ 15.1	6,500	↑ 27.0
421	12	1	Universidad de Chile	HE	CHL	LA	7,874	↑ 7.1	44.6	↑ 1.2	44.7	↓ -3.0	0.9	→ 0.0	0.5	9.0	↓ -0.7	4,647	↑ 6.1
422	149	11	Universidad Politecnica de Madrid	HE	ESP	WE	7,872	↑ 10.7	33.3	↑ 3.7	39.6	↓ -2.0	1.0	↑ 2.0	0.7	10.7	↓ -2.3	4,908	↑ 11.7
423	91	19	National Institute for Materials Science	GO	JPN	AS	7,844	↓ -0.7	32.5	↑ 5.7	63.0	↓ -1.0	1.4	↑ 0.7	0.9	14.8	↓ -1.0	4,100	↓ -4.0
424	92	9	Pohang University of Science and Technology	HE	KOR	AS	7,793	↑ 6.3	28.8	↑ 3.0	58.0	↑ 1.0	1.4	↑ 0.7	0.7	17.3	↓ -2.9	5,093	↑ 4.7
425	150	34	Universität Regensburg	HE	DEU	WE	7,784	↑ 2.5	39.0	↑ 1.9	62.1	↓ -0.2	1.4	↓ -0.7	0.7	18.0	↑ 5.1	4,725	↑ 0.9
426	93	50	Nanjing University of Science and Technology	HE	CHN	AS	7,753	↑ 11.2	8.2	↓ -6.2	14.6	↑ 7.4	0.6	↑ 5.8	0.8	5.4	↑ 8.5	6,105	↑ 10.5
427	151	12	Universidad de Zaragoza	HE	ESP	WE	7,734	↑ 10.2	37.3	↑ 4.2	52.8	↓ -0.5	1.2	↑ 3.4	0.6	14.4	↑ 2.6	4,941	↑ 8.1
428	152	2	Trinity College Dublin	HE	IRL	WE	7,710	↑ 8.4	47.5	↑ 1.4	59.8	↑ 1.0	1.7	→ 0.0	0.5	20.6	↑ 0.9	4,812	↑ 6.6
429	13	1	Slovak Academy of Sciences	GO	SVK	EE	7,705	↑ 3.9	52.3	↑ 2.0	38.5	↓ -1.3	0.9	↑ 4.9	0.6	8.2	↑ 4.7	4,468	↑ 1.9
430	153	15	Università degli Studi di Pavia	HE	ITA	WE	7,674	↑ 5.0	37.1	↑ 2.7	57.3	↓ -1.0	1.4	↑ 1.4	0.7	15.8	↑ 2.3	3,826	↑ 2.9

WR/RR/CR World/Region/Country Rank

AF Africa AS Asia EE Eastern Europe LA Latin America ME Middle East NA Northern America OC Oceania WE Western Europe

GO Government HE Higher Education HL Health PR Private OT Others

WR	RR	CR	Organization	Sector	Country	Region	Output	O-VR(%)	IC(%)	IC-VR(%)	Q1(%)	Q1-VR(%)	NI	NI-VR(%)	Spec	Exc(%)	Exc-VR(%)	Leadership	Leadership-VR(%)
431	140	122	University of Texas, Health Science Center at Houston	HE	USA	NA	7,655	↓ -0.4	25.1	↑ 2.5	73.0	↑ 0.3	● 1.8	↑ 6.5	0.7	21.0	↑ 4.9	3,734	↓ -2.1
432	141	123	Georgetown University	HE	USA	NA	7,642	↑ 1.2	20.5	↑ 5.3	65.5	↓ -1.5	● 1.5	↑ 1.3	0.6	17.0	↓ -2.7	4,378	↓ -0.2
433	9	2	Hacettepe University	HE	TUR	ME	7,632	↑ 1.9	16.8	↓ -2.3	35.4	↓ -8.0	● 0.8	→ 0.0	0.6	7.0	↓ -0.3	4,978	↓ -0.8
434	154	22	Universite Bordeaux I	HE	FRA	WE	7,630	↑ 6.3	48.1	↑ 3.7	57.1	↓ -0.2	● 1.4	↑ 2.2	0.7	17.0	↑ 3.4	3,766	↑ 2.2
435	155	35	Christian-Albrechts-Universitat zu Kiel	HE	DEU	WE	7,612	↑ 4.1	45.6	↑ 0.2	60.4	↑ 0.7	● 1.6	↑ 2.6	0.6	17.4	↑ 0.7	4,036	↑ 3.6
436	156	36	Freie Universitat Berlin	HE	DEU	WE	7,597	↑ 1.9	45.7	↑ 1.4	61.5	↑ 0.9	● 1.4	↑ 3.0	0.6	16.7	↓ -0.1	3,990	↑ 0.1
437	157	4	Oslo University Hospital	HL	NOR	WE	7,584	↑ 7.5	37.8	↑ 3.0	65.4	→ 0.0	● 1.7	↓ -2.9	0.8	17.8	↑ 0.3	4,046	↑ 6.5
438	158	13	Universidad del Pais Vasco	HE	ESP	WE	7,570	↑ 12.1	35.2	↑ 3.6	53.7	↓ -2.5	● 1.1	↑ 1.8	0.5	12.1	↓ -2.3	4,752	↑ 9.0
439	159	8	Chalmers University of Technology	HE	SWE	WE	7,491	↑ 2.1	47.0	↑ 5.5	50.2	↑ 0.1	● 1.4	↑ 3.1	0.7	15.9	↑ 0.5	4,443	↓ -1.2
440	160	23	Ecole Normale Superieure de Paris	HE	FRA	WE	7,484	↑ 5.6	56.6	↑ 1.7	69.8	↑ 0.4	● 1.6	↓ -1.8	0.7	20.4	↓ -4.4	3,651	↑ 3.2
441	161	16	Istituto Nazionale di Astrofisica	GO	ITA	WE	7,466	↑ 6.9	75.1	↑ 2.8	66.1	↑ 3.4	● 1.4	↑ 6.3	1.0	14.5	↑ 5.4	2,850	↑ 2.5
442	142	124	Pfizer Inc.	PR	USA	NA	7,465	↑ 0.7	30.4	↑ 5.8	76.4	↓ -0.6	● 2.1	↓ -0.5	0.8	24.3	↓ -2.6	3,478	↑ 1.1
443	143	125	Smithsonian Institution	GO	USA	NA	7,456	↑ 5.1	58.0	↑ 6.1	70.0	↑ 7.6	● 1.6	↑ 3.8	0.9	19.7	↑ 4.5	2,922	↓ -1.0
444	144	126	Drexel University	HE	USA	NA	7,444	↑ 5.6	21.6	↑ 4.1	55.9	↓ -1.9	● 1.5	↓ -1.4	0.5	16.9	↓ -5.9	4,433	↑ 6.7
445	94	10	Kyung Hee University	HE	KOR	AS	7,434	↑ 21.9	22.3	↑ 9.8	43.3	↓ -0.2	● 1.0	↑ 5.4	0.6	9.5	↑ 5.5	4,534	↑ 21.8
446	145	127	Auburn University	HE	USA	NA	7,420	↑ 4.0	19.1	↑ 5.8	44.7	↓ -1.5	● 1.1	↓ -1.8	0.6	12.3	↓ -2.3	4,810	↑ 3.7
447	95	6	Chang Gung University	HE	TWN	AS	7,408	↑ 18.3	15.1	↑ 3.3	55.6	↓ -0.6	● 1.0	↑ 1.1	0.7	9.7	↓ -1.9	3,931	↑ 22.4
448	162	37	Forschungszentrum Julich in der Helmholtz Gemeinschaft	GO	DEU	WE	7,352	↑ 2.2	57.6	↑ 1.2	68.6	↑ 0.1	● 1.5	↓ -0.7	0.8	18.7	↓ -0.2	3,563	↓ -1.9
449	146	128	University of Louisville	HE	USA	NA	7,350	↑ 2.5	23.4	→ 0.0	63.1	↓ -0.9	● 1.5	↑ 1.4	0.6	17.6	↓ -1.8	4,568	↑ 3.2
450	96	51	Soochow University, Suzhou	HE	CHN	AS	7,324	↑ 17.0	15.7	↑ 12.4	28.6	↑ 7.9	● 0.7	↑ 17.5	0.7	8.5	↑ 21.5	5,416	↑ 14.3
451	163	17	Politecnico di Torino	HE	ITA	WE	7,300	↑ 9.9	33.6	↑ 1.9	40.2	↓ -2.5	● 1.3	→ 0.0	0.7	15.2	↓ -4.3	4,948	↑ 9.6
452	164	25	University of Exeter	HE	GBR	WE	7,281	↑ 9.3	38.0	↑ 3.5	63.8	↑ 0.2	● 1.7	↑ 6.9	0.6	19.7	↑ 4.7	4,322	↑ 6.6
453	147	129	University of Notre Dame	HE	USA	NA	7,271	↑ 3.0	32.6	↓ -1.2	62.7	↑ 0.3	● 1.7	↑ 2.5	0.6	18.8	↓ -1.2	4,189	↑ 3.1
454	148	19	University of Victoria	HE	CAN	NA	7,270	↑ 5.5	45.7	↑ 2.1	54.7	↑ 1.0	● 1.4	↓ -0.7	0.6	17.1	↓ -3.9	4,195	↑ 4.0
455	149	130	Rice University	HE	USA	NA	7,265	↑ 5.6	30.7	↑ 6.4	66.0	↑ 0.2	● 2.3	↑ 4.7	0.6	28.3	↑ 0.4	4,233	↑ 4.0
456	150	131	Lawrence Livermore National Laboratory	GO	USA	NA	7,246	↓ -5.8	35.0	↑ 5.6	63.9	↑ 0.8	● 1.9	↑ 5.1	0.8	19.2	↓ -0.7	3,115	↓ -7.9
457	151	132	US Naval Research Laboratory	GO	USA	NA	7,232	↓ -1.7	24.2	↑ 5.4	57.2	↑ 1.0	● 1.5	↓ -8.6	0.9	16.7	↑ 3.7	3,881	↓ -1.9
458	97	52	China University of Geosciences	HE	CHN	AS	7,218	↑ 19.7	17.4	↑ 5.4	19.0	↑ 2.9	● 0.7	↑ 7.5	0.9	7.7	↑ 5.2	4,914	↑ 23.5
459	98	53	Southwest Jiaotong University	HE	CHN	AS	7,216	↑ 15.3	10.0	↑ 7.3	12.2	↑ 0.4	● 0.6	→ 0.0	0.8	5.8	↓ -4.0	5,764	↑ 14.9
460	99	3	Indian Institute of Technology, Kharagpur	HE	IND	AS	7,215	↑ 12.2	18.2	↑ 2.7	46.9	↓ -2.3	● 1.1	↓ -1.9	0.7	12.7	↓ -6.6	5,371	↑ 10.9
461	165	6	University of Antwerp	HE	BEL	WE	7,206	↑ 7.5	57.6	↑ 1.6	64.0	↓ -1.1	● 1.6	↑ 5.4	0.5	19.1	↑ 3.7	3,523	↑ 4.7
462	166	18	Universita degli Studi di Palermo	HE	ITA	WE	7,140	↑ 6.3	26.2	↑ 2.6	51.3	↑ 1.1	● 1.1	↑ 3.8	0.5	11.9	↑ 2.1	4,786	↑ 7.0
463	152	133	University of Houston	HE	USA	NA	7,140	↑ 5.4	28.9	↑ 5.7	56.2	↓ -2.2	● 1.3	↑ 1.5	0.5	16.9	↓ -0.9	4,263	↑ 3.4
464	10	4	Sharif University of Technology	HE	IRN	ME	7,118	↑ 15.9	19.4	↑ 1.5	30.7	↑ 0.9	● 1.0	↑ 4.1	0.8	12.6	↑ 0.7	5,145	↑ 13.7
465	167	26	University of Strathclyde	HE	GBR	WE	7,085	↑ 7.2	38.2	↑ 2.3	50.1	↓ -1.3	● 1.3	↑ 1.6	0.6	15.1	↓ -1.1	4,305	↑ 7.3
466	168	27	Loughborough University	HE	GBR	WE	7,079	↑ 4.7	34.4	↑ 4.8	44.7	↓ -2.7	● 1.2	↑ 0.8	0.6	15.2	↓ -2.9	4,709	↑ 2.8
467	100	20	Japan Atomic Energy Agency	GO	JPN	AS	7,062	↓ -0.4	25.4	↓ -1.2	50.5	↓ -6.5	● 0.9	↓ -4.3	0.9	7.1	↓ -11.2	3,539	↑ 2.1

WR/RR/CR World/Region/Country Rank

AF Africa AS Asia EE Eastern Europe LA Latin America ME Middle East NA Northern America OC Oceania WE Western Europe

GO Government HE Higher Education HL Health PR Private OT Others

WR	RR	CR	Organization	Sector	Country	Region	Output	O-VR(%)	IC(%)	IC-VR(%)	Q1(%)	Q1-VR(%)	NI	NI-VR(%)	Spec	Exc(%)	Exc-VR(%)	Leadership	Leadership-VR(%)
468	153	134	Medical University of South Carolina	HE	USA	NA	7,059	↑ 4.8	18.9	↑ 7.8	73.8	↓ -0.8	1.7	↑ 0.6	0.7	20.0	↓ -2.0	4,168	↑ 4.5
469	101	54	China University of Mining and Technology	HE	CHN	AS	7,039	↑ 21.6	6.7	↑ 12.5	8.2	↑ 6.5	0.7	↑ 6.6	0.9	5.2	↑ 7.5	5,239	↑ 23.5
470	169	9	Linköping University	HE	SWE	WE	7,034	↑ 4.5	39.0	↑ 3.8	54.6	↓ -0.7	1.4	↑ 2.2	0.5	15.5	↓ -2.6	4,300	↑ 4.1
471	170	14	Universidade de Santiago de Compostela	HE	ESP	WE	7,027	↑ 5.4	38.9	↑ 0.9	55.6	↓ -0.7	1.2	↑ 4.2	0.5	13.9	↑ 0.1	4,281	↑ 4.1
472	102	7	National Central University	HE	TWN	AS	7,000	↑ 8.0	24.6	↑ 2.7	50.9	↑ 0.4	1.1	↑ 1.9	0.7	12.6	↑ 1.0	4,232	↑ 7.8
473	171	19	Universita Cattolica del Sacro Cuore	HE	ITA	WE	6,982	↑ 3.5	26.1	↑ 3.7	59.1	↓ -0.6	1.3	↑ 2.5	0.7	14.0	↑ 2.3	4,187	↑ 2.5
474	172	20	Universita degli Studi di Catania	HE	ITA	WE	6,981	↑ 6.5	29.3	↑ 4.5	46.4	↓ -0.6	1.1	↑ 5.8	0.5	11.3	↑ 3.9	4,136	↑ 6.4
475	154	20	Hospital for Sick Children	HL	CAN	NA	6,967	↑ 4.7	41.2	↑ 4.3	73.0	↓ -0.9	1.7	↑ 4.8	0.8	20.4	↑ 4.0	3,871	↑ 1.1
476	173	3	National Technical University of Athens	HE	GRC	WE	6,915	↑ 3.4	31.1	↑ 2.8	39.2	↓ -1.9	1.2	↑ 2.7	0.7	13.9	↑ 0.3	4,877	↑ 2.5
477	174	4	University of Patras	HE	GRC	WE	6,908	↑ 3.4	28.6	↑ 3.3	45.9	↓ -0.9	1.1	↑ 3.8	0.6	12.8	↓ -0.2	4,759	↑ 4.6
478	175	38	Universitat des Saarlandes	HE	DEU	WE	6,899	↑ 4.5	34.6	↑ 5.5	53.7	↓ -2.2	1.4	→ 0.0	0.6	16.1	↓ -0.7	4,079	↑ 3.0
479	155	135	Temple University	HE	USA	NA	6,886	↑ 8.7	22.1	↑ 6.4	63.4	↓ -0.7	1.4	↑ 3.8	0.6	16.6	↓ -0.2	4,039	↑ 7.4
480	103	1	Chulalongkorn University	HE	THA	AS	6,880	↑ 10.1	35.0	↓ -1.3	37.8	↓ -4.5	0.9	↓ -3.2	0.6	8.9	↓ -3.5	4,696	↑ 9.5
481	11	5	Weizmann Institute of Science	HE	ISR	ME	6,830	↑ 1.1	51.7	↑ 1.1	75.7	↑ 0.3	1.8	↑ 1.1	0.7	23.9	↑ 0.9	3,946	↑ 0.5
482	13	3	Comision Coordinadora de Institutos Nacionales de Salud y Hospitales de Alta Especialidad	HL	MEX	LA	6,806	↑ 4.3	27.3	↑ 5.8	38.4	↑ 1.6	1.0	↑ 3.3	0.8	8.4	↓ -0.4	4,335	↑ 1.3
483	104	1	University of Malaya	HE	MYS	AS	6,755	↑ 32.4	34.8	↑ 4.2	21.9	↓ -5.5	0.7	↑ 7.5	0.6	7.2	↑ 14.4	4,954	↑ 33.5
484	105	2	Science University of Malaysia	HE	MYS	AS	6,754	↑ 38.9	31.4	↓ -8.7	23.6	↓ -10.0	0.8	↓ -2.4	0.7	9.3	↓ -4.5	5,304	↑ 42.1
485	106	11	Inha University	HE	KOR	AS	6,727	↑ 5.4	18.1	↑ 3.1	39.9	↑ 2.8	0.9	↑ 1.1	0.6	9.9	↓ -0.9	4,665	↑ 5.3
486	156	136	University of Texas Health Science Center at San Antonio	HE	USA	NA	6,718	↑ 1.9	27.3	↑ 3.8	72.6	↓ -1.2	2.0	↑ 3.1	0.7	22.0	↑ 1.1	3,307	↓ -1.1
487	157	137	Washington State University, Pullman	HE	USA	NA	6,706	↑ 2.5	27.7	↑ 3.4	64.3	↓ -1.0	1.4	↑ 1.5	0.6	17.1	↑ 0.1	3,993	↑ 1.3
488	12	3	Ankara University	HE	TUR	ME	6,705	↑ 5.8	15.9	↓ -0.8	28.7	↓ -7.4	0.7	↓ -1.5	0.6	5.2	↓ -2.4	3,928	↑ 4.0
489	176	28	Imperial College Healthcare NHS Trust	HL	GBR	WE	6,704	↑ 0.8	34.3	↑ 5.1	69.6	↓ -1.5	2.0	↑ 0.5	0.8	21.0	↑ 0.1	3,746	↓ -0.9
490	14	4	Centro de Investigacion y de Estudios Avanzados del IPN	HE	MEX	LA	6,697	↑ 6.2	37.6	↑ 3.3	42.7	↓ -2.8	0.9	↑ 5.7	0.7	8.7	↑ 7.0	3,809	↑ 4.9
491	177	4	RigsHospitalet	HL	DNK	WE	6,693	↑ 7.1	39.6	↑ 3.4	68.9	↑ 0.5	2.1	↓ -0.9	0.8	23.7	↑ 1.7	3,332	↑ 4.2
492	178	29	Oxford Radcliffe Hospitals NHS Trust	HL	GBR	WE	6,671	↑ 2.4	41.5	↑ 1.5	74.7	↑ 0.1	2.1	↓ -1.4	0.8	23.6	↑ 0.9	3,594	↑ 0.9
493	107	12	Chungnam National University	HE	KOR	AS	6,644	↑ 10.5	22.2	↑ 0.9	41.7	↓ -3.9	0.8	↓ -3.6	0.7	8.0	↓ -8.7	3,483	↑ 14.0
494	179	3	University of Turku	HE	FIN	WE	6,627	↑ 3.4	47.2	↑ 3.7	63.9	↓ -1.5	1.3	↑ 2.4	0.5	15.1	↑ 0.3	3,360	↑ 1.6
495	180	21	Universita degli Studi di Perugia	HE	ITA	WE	6,621	↑ 4.9	39.0	↑ 3.3	59.3	↓ -0.5	1.5	↑ 2.1	0.6	16.0	↑ 6.8	3,456	↑ 5.0
496	158	138	Clemson University	HE	USA	NA	6,610	↑ 5.2	20.8	↑ 5.6	49.6	→ 0.0	1.2	→ 0.0	0.6	14.0	↓ -2.4	4,104	↑ 4.9
497	181	24	Ecole Polytechnique	HE	FRA	WE	6,604	↑ 2.8	59.6	↑ 1.8	62.9	↓ -0.1	1.6	→ 0.0	0.8	18.4	↑ 1.1	2,866	↓ -0.1
498	182	10	Umea University	HE	SWE	WE	6,595	↑ 6.6	48.1	↑ 2.7	68.4	↓ -1.4	1.5	↑ 0.7	0.5	17.3	↓ -4.0	3,525	↑ 6.5
499	12	10	Queensland University of Technology	HE	AUS	OC	6,593	↑ 11.8	36.5	↑ 1.4	44.4	↑ 0.2	1.4	→ 0.0	0.6	17.8	↓ -3.6	4,123	↑ 11.8
500	183	30	University of Surrey	HE	GBR	WE	6,593	↑ 1.0	41.3	↑ 3.0	47.4	↓ -2.6	1.2	→ 0.0	0.6	14.0	↓ -0.9	4,038	↓ -1.0
501	184	6	Universitat Basel	HE	CHE	WE	6,570	↑ 6.4	59.7	↑ 1.8	71.3	↓ -0.1	1.8	↑ 2.3	0.6	23.1	↑ 1.2	3,214	↑ 4.7
502	159	139	University of Texas, Dallas	HE	USA	NA	6,550	↑ 4.8	29.7	↑ 4.9	58.1	↑ 0.6	1.8	↑ 1.2	0.6	21.8	↓ -1.1	3,618	↑ 4.8

WR/RR/CR World/Region/Country Rank

AF Africa AS Asia EE Eastern Europe LA Latin America ME Middle East NA Northern America OC Oceania WE Western Europe

GO Government HE Higher Education HL Health PR Private OT Others

WR	RR	CR	Organization	Sector	Country	Region	Output	O-VR(%)	IC(%)	IC-VR(%)	Q1(%)	Q1-VR(%)	NI	NI-VR(%)	Spec	Exc(%)	Exc-VR(%)	Leadership	Leadership-VR(%)
503	185	22	Universita degli Studi di Siena	HE	ITA	WE	6,528	↑ 4.6	37.8	↑ 5.9	55.5	↑ 0.1	1.2	↑ 5.1	0.6	14.2	↑ 2.7	3,535	↑ 3.0
504	186	4	University of Eastern Finland	HE	FIN	WE	6,520	↑ 5.5	38.9	↑ 5.8	64.6	↓ -1.4	1.5	↑ 0.7	0.5	17.3	↑ 1.4	3,624	↑ 3.2
505	108	8	National Yang-Ming University	HE	TWN	AS	6,505	↑ 8.4	14.5	↑ 9.1	60.1	↓ -1.2	1.0	↑ 3.2	0.7	9.2	↑ 5.8	2,337	↑ 12.7
506	13	4	Gazi University	HE	TUR	ME	6,477	↑ 7.0	9.1	↑ 6.5	29.7	↓ -4.6	0.7	→ 0.0	0.6	6.6	↓ -3.9	4,301	↑ 4.8
507	160	140	Dana Farber Cancer Institute	HL	USA	NA	6,467	↑ 5.4	30.7	↑ 6.4	84.7	↓ -0.4	3.1	↓ -0.6	0.9	34.5	↓ -0.7	2,804	↑ 3.1
508	161	141	Kansas State University	HE	USA	NA	6,455	↑ 3.9	25.7	↑ 5.8	55.3	↓ -1.4	1.3	↑ 3.1	0.6	15.1	↑ 0.3	3,919	↑ 2.0
509	13	11	Curtin University	HE	AUS	OC	6,437	↑ 17.9	40.0	↑ 4.0	47.1	↓ -0.6	1.3	↓ -2.3	0.6	14.9	↓ -3.3	3,802	↑ 17.8
510	109	9	National Chung Hsing University	HE	TWN	AS	6,436	↑ 11.6	14.1	↑ 5.3	53.9	↓ -1.7	1.0	↓ -1.9	0.6	12.2	↓ -5.3	4,101	↑ 8.8
511	187	3	Universidade de Lisboa	HE	PRT	WE	6,434	↑ 12.1	50.8	↑ 1.2	54.7	↓ -0.3	1.1	→ 0.0	0.6	12.3	↓ -0.2	3,222	↑ 12.5
512	188	31	University of Bath	HE	GBR	WE	6,432	↑ 7.4	40.8	↑ 1.3	56.6	↓ -2.1	1.4	↓ -0.7	0.5	18.7	↓ -2.1	3,893	↑ 7.3
513	189	32	Lancaster University	HE	GBR	WE	6,427	↑ 7.5	45.6	↑ 1.6	56.6	↓ -0.3	1.7	↓ -1.2	0.6	20.4	↓ -1.9	3,552	↑ 6.9
514	110	21	Nihon University	HE	JPN	AS	6,380	↑ 0.6	16.8	↑ 1.8	43.9	↓ -3.7	0.7	→ 0.0	0.6	5.6	↓ -4.6	4,061	↑ 0.8
515	190	25	Institut National des Sciences Appliquees de Lyon	HE	FRA	WE	6,366	↑ 6.6	37.6	↑ 5.4	47.7	↓ -2.6	1.2	↓ -3.3	0.7	13.8	↓ -8.4	3,440	↑ 4.4
516	191	39	Martin-Luther-Universitat Halle-Wittenberg	HE	DEU	WE	6,360	↑ 2.8	35.9	↑ 1.6	59.0	↑ 1.8	1.2	↑ 2.6	0.6	13.1	↑ 0.3	3,668	↑ 1.1
517	192	33	London School of Hygiene and Tropical Medicine	HE	GBR	WE	6,359	↑ 8.3	63.8	↑ 1.3	82.8	↑ 0.2	2.5	↓ -0.4	0.8	29.0	↓ -0.4	2,594	↑ 6.9
518	111	55	Jiangsu University	HE	CHN	AS	6,355	↑ 23.3	6.3	↑ 5.0	19.3	↓ -1.1	0.6	↑ 7.5	0.8	5.1	↑ 2.0	5,175	↑ 25.0
519	193	5	University of Oulu	HE	FIN	WE	6,354	↑ 4.6	43.6	↑ 3.7	53.4	↓ -1.4	1.4	↑ 7.8	0.6	14.2	↑ 3.7	3,512	↑ 2.9
520	194	23	Universita degli Studi di Milano-Bicocca	HE	ITA	WE	6,353	↑ 9.5	41.9	↑ 2.3	59.8	↓ -0.5	1.5	↑ 1.3	0.7	16.7	↑ 3.7	3,075	↑ 10.5
521	195	40	Universitat Rostock	HE	DEU	WE	6,347	↑ 7.1	35.8	↑ 2.1	49.2	↓ -1.0	1.2	↑ 0.8	0.6	13.2	↑ 0.8	3,832	↑ 6.3
522	196	7	Universitatsspital Zurich	HL	CHE	WE	6,343	↑ 5.1	45.6	↑ 5.1	66.4	↑ 0.1	1.9	↑ 4.5	0.8	21.3	↓ -0.1	3,553	↑ 3.0
523	162	21	Concordia University	HE	CAN	NA	6,342	↑ 3.7	31.8	↑ 6.6	36.4	↓ -1.0	1.1	→ 0.0	0.6	13.5	↓ -6.3	4,451	↑ 2.9
524	163	142	Rensselaer Polytechnic Institute	HE	USA	NA	6,342	↓ -2.1	27.5	↑ 3.2	55.7	↑ 1.1	1.7	↓ -4.6	0.7	21.1	↓ -4.6	4,006	↓ -2.6
525	112	13	Chonnam National University	HE	KOR	AS	6,332	↑ 10.1	24.9	↓ -0.4	47.3	↓ -1.5	1.0	↑ 4.3	0.6	9.5	↑ 0.5	3,812	↑ 11.5
526	14	1	Cairo University	HE	EGY	ME	6,310	↑ 12.8	31.0	↑ 6.0	27.9	↓ -1.4	0.7	↑ 4.5	0.6	7.3	↑ 6.5	3,790	↑ 10.5
527	197	34	Guy's & Saint Thomas'NHS Foundation Trust	HL	GBR	WE	6,309	↓ -2.4	33.1	↑ 3.1	65.3	↓ -1.2	1.8	↑ 4.2	0.8	19.0	↑ 2.3	3,521	↓ -3.8
528	198	7	Vrije University Brussel	HE	BEL	WE	6,306	↑ 4.9	48.8	↑ 0.8	54.0	↓ -0.9	1.4	↓ -0.7	0.5	16.7	↓ -3.3	3,511	↑ 4.0
529	113	56	East China Normal University	HE	CHN	AS	6,296	↑ 17.0	23.0	↑ 8.5	36.1	↑ 2.2	0.8	↑ 9.2	0.7	9.6	↑ 7.4	4,277	↑ 16.4
530	114	22	Kanazawa University	HE	JPN	AS	6,293	↑ 0.3	19.6	↑ 4.4	49.7	↓ -2.0	1.0	↑ 3.1	0.6	10.0	↑ 4.9	3,612	↓ -3.1
531	199	4	Universidade de Coimbra	HE	PRT	WE	6,288	↑ 12.5	44.7	↓ -0.6	48.8	↓ -1.5	1.2	→ 0.0	0.5	13.3	↓ -3.6	3,629	↑ 13.7
532	164	143	Thomas Jefferson University	HE	USA	NA	6,274	↑ 1.9	22.0	↑ 0.4	71.9	↓ -0.1	1.6	↑ 1.3	0.7	18.4	↑ 1.3	3,347	↑ 5.1
533	200	35	University of St. Andrews	HE	GBR	WE	6,272	↑ 5.8	51.9	↑ 1.2	64.1	↑ 1.3	1.5	↓ -1.9	0.7	19.9	↑ 4.0	3,560	↑ 4.5
534	14	3	University of Warsaw	HE	POL	EE	6,271	↑ 2.8	47.8	↑ 2.8	47.2	↑ 1.8	1.1	↑ 3.9	0.7	10.1	↑ 4.3	3,336	↓ -0.3
535	165	22	Carleton University	HE	CAN	NA	6,239	↑ 4.0	35.3	↑ 3.2	43.6	↓ -3.2	1.2	↑ 0.8	0.6	13.6	↓ -3.6	3,897	↑ 4.1
536	115	4	University of Delhi	HE	IND	AS	6,234	↑ 10.3	20.6	↑ 3.7	38.3	↓ -1.9	0.8	↑ 1.2	0.6	7.6	↓ -1.3	4,231	↑ 9.8
537	201	36	The University of Reading	HE	GBR	WE	6,228	↑ 1.8	42.1	↑ 2.3	59.7	↓ -1.3	1.4	↑ 3.6	0.6	18.1	↑ 1.8	3,646	↑ 1.3
538	116	2	Mahidol University	HE	THA	AS	6,217	↑ 8.7	42.3	↓ -0.1	47.7	↓ -5.7	1.0	↑ 2.0	0.7	9.9	↑ 1.4	3,419	↑ 9.3
539	117	23	Tokyo University of Science	HE	JPN	AS	6,204	↑ 1.9	15.0	↑ 6.5	40.9	↓ -4.3	1.0	→ 0.0	0.7	9.1	↓ -3.2	3,699	↑ 2.5

WR/RR/CR World/Region/Country Rank

AF Africa AS Asia EE Eastern Europe LA Latin America ME Middle East NA Northern America OC Oceania WE Western Europe

GO Government HE Higher Education HL Health PR Private OT Others

WR	RR	CR	Organization	Sector	Country	Region	Output	O-VR(%)	IC(%)	IC-VR(%)	Q1(%)	Q1-VR(%)	NI	NI-VR(%)	Spec	Exc(%)	Exc-VR(%)	Leadership	Leadership-VR(%)
540	118	57	Zhengzhou University	HE	CHN	AS	6,198	↑ 13.5	10.1	↑ 8.1	20.4	↑ 2.5	0.5	↑ 2.1	0.7	5.0	↑ 3.7	4,345	↑ 13.4
541	119	3	Universiti Putra Malaysia	HE	MYS	AS	6,179	↑ 36.0	24.6	↑ 5.8	17.4	↓ -10.0	0.6	↑ 1.6	0.7	5.9	↑ 0.2	4,589	↑ 37.0
542	202	8	Hopitaux Universitaires de Geneve	HL	CHE	WE	6,160	↑ 2.6	41.1	↑ 6.7	60.0	↓ -0.2	1.6	↑ 1.9	0.8	17.6	↑ 2.6	3,502	↓ -1.3
543	166	144	George Mason University	HE	USA	NA	6,142	↑ 7.6	25.4	↑ 5.4	49.2	↓ -0.7	1.4	→ 0.0	0.6	17.1	↓ -2.4	3,486	↑ 7.2
544	167	145	Scripps Research Institute	HL	USA	NA	6,136	↓ -0.7	34.4	↑ 1.3	90.4	↓ -0.1	2.3	↑ 3.2	0.8	31.8	↑ 2.1	3,369	↓ -3.1
545	168	23	York University	HE	CAN	NA	6,121	↑ 7.2	37.9	↑ 1.7	53.4	↓ -0.4	1.3	↑ 1.5	0.6	15.6	↓ -4.1	3,716	↑ 7.2
546	169	146	West Virginia University	HE	USA	NA	6,113	↑ 5.9	19.1	↑ 7.3	50.5	↓ -1.8	1.2	↑ 4.4	0.5	13.5	↑ 3.8	3,847	↑ 4.6
547	14	12	University of Wollongong	HE	AUS	OC	6,102	↑ 10.6	41.0	↑ 1.3	50.7	→ 0.0	1.4	→ 0.0	0.5	17.3	↓ -3.9	3,876	↑ 8.8
548	2	2	University of the Witwatersrand, Johannesburg	HE	ZAF	AF	6,099	↑ 8.1	42.7	↑ 2.3	51.3	↓ -0.7	1.3	↑ 5.0	0.6	12.3	↑ 2.2	3,699	↑ 8.0
549	170	147	Medical College of Wisconsin	HE	USA	NA	6,077	↑ 2.4	18.5	↑ 5.5	73.7	↓ -1.2	1.7	↑ 1.8	0.7	19.0	↓ -1.4	3,413	↑ 0.3
550	203	5	Universidade de Aveiro	HE	PRT	WE	6,063	↑ 10.3	47.2	↓ -0.9	50.4	↓ -0.3	1.2	↑ 2.5	0.7	14.6	↑ 1.6	3,532	↑ 9.1
551	204	41	Deutsches Zentrum fur Luft- und Raumfahrt	GO	DEU	WE	6,061	↑ 7.8	44.1	↑ 1.7	36.1	↑ 1.0	1.4	↓ -2.1	0.8	14.8	↓ -4.8	3,657	↑ 4.6
552	120	58	Second Military Medical University	HE	CHN	AS	6,048	↑ 15.6	9.9	↑ 5.7	30.3	↑ 6.1	0.5	↑ 8.5	0.8	4.6	↑ 19.0	4,848	↑ 15.9
553	121	5	Indian Institute of Technology, Delhi	HE	IND	AS	6,035	↑ 6.7	20.9	↑ 2.8	41.7	↓ -2.5	1.1	↓ -3.6	0.7	13.4	↓ -7.4	4,134	↑ 4.3
554	205	26	Hospices Civils de Lyon	HL	FRA	WE	6,025	↓ -0.2	27.3	↑ 2.8	52.1	↑ 0.9	1.4	↑ 2.9	0.8	15.4	↑ 1.1	2,909	↓ -5.3
555	3	3	University of Pretoria	HE	ZAF	AF	6,024	↑ 5.3	37.0	↑ 1.1	38.4	↑ 0.4	0.9	↑ 3.5	0.6	8.7	↑ 5.5	3,949	↑ 4.6
556	15	4	Warsaw University of Technology	HE	POL	EE	6,010	↑ 3.3	28.2	↑ 0.0	28.4	↑ 1.2	0.9	↑ 5.7	0.8	8.5	↑ 0.8	4,152	↑ 2.4
557	122	10	National Sun Yat-sen University	HE	TWN	AS	5,990	↑ 10.1	20.9	↑ 2.3	48.4	↓ -3.6	1.1	↓ -0.9	0.7	12.6	↓ -3.5	3,703	↑ 11.4
558	206	15	Hospital Clinic i Provincial de Barcelona	HL	ESP	WE	5,980	↑ 3.2	30.9	↑ 7.1	59.6	↓ -0.1	2.1	↑ 2.5	0.8	20.8	↑ 5.2	3,222	↓ -0.6
559	171	148	University of Vermont	HE	USA	NA	5,975	↑ 3.4	24.9	↑ 3.4	69.7	↓ -0.8	1.6	↓ -2.5	0.5	18.7	↓ -3.9	3,296	↑ 3.6
560	123	6	Indian Council of Agricultural Research	GO	IND	AS	5,973	↑ 7.6	10.0	↑ 2.1	23.5	↓ -4.7	0.5	↑ 2.0	0.9	4.6	↓ -1.1	4,376	↑ 5.9
561	207	42	Otto-von-Guericke-Universitat Magdeburg	HE	DEU	WE	5,962	↑ 2.2	33.5	↑ 2.1	48.6	↓ -1.9	1.3	↑ 1.6	0.6	14.2	↓ -0.3	3,380	↓ -0.1
562	208	8	University Hospitals Leuven	HL	BEL	WE	5,960	↑ 2.3	43.1	↑ 5.1	65.0	↑ 1.2	2.3	↑ 4.1	0.8	22.8	↑ 4.7	3,404	↓ -2.2
563	124	14	University of Ulsan	HE	KOR	AS	5,949	↑ 15.0	15.5	↓ -0.8	50.8	↓ -1.3	1.1	→ 0.0	0.7	11.2	↓ -4.3	3,965	↑ 16.0
564	15	5	Middle East Technical University	HE	TUR	ME	5,928	↑ 10.5	26.3	↑ 4.4	40.9	↓ -3.1	1.1	↑ 1.9	0.6	12.6	↑ 0.3	3,827	↑ 8.1
565	15	8	Fundacao Oswaldo Cruz	HL	BRA	LA	5,927	↑ 13.1	27.4	↓ -0.1	37.6	↓ -2.5	0.9	↓ -1.1	0.9	8.9	↓ -3.5	3,124	↑ 8.9
566	125	4	National University of Malaysia	HE	MYS	AS	5,911	↑ 33.4	17.4	↑ 0.3	15.2	↓ -14.1	0.7	↑ 7.8	0.6	7.1	↑ 7.3	4,200	↑ 34.1
567	209	9	Universite de Lausanne	HE	CHE	WE	5,901	↑ 13.2	53.1	↓ -1.2	71.1	↓ -1.1	1.8	↓ -0.5	0.6	22.9	↑ 0.8	3,027	↑ 17.4
568	15	13	The University of Newcastle	HE	AUS	OC	5,881	↑ 8.9	36.8	↑ 3.0	54.8	↓ -0.8	1.4	↓ -2.1	0.5	17.0	↓ -5.2	3,531	↑ 9.2
569	16	14	Macquarie University	HE	AUS	OC	5,880	↑ 11.9	41.8	↑ 1.4	53.0	↓ -0.4	1.4	↓ -0.7	0.6	16.7	↓ -1.3	3,485	↑ 12.4
570	16	9	Empresa Brasileira de Pesquisa Agropecuaria	PR	BRA	LA	5,878	↑ 15.3	18.8	↓ -6.6	20.5	↓ -7.5	0.6	↓ -3.1	0.9	4.7	↓ -2.3	2,416	↑ 13.4
571	210	3	University College Cork	HE	IRL	WE	5,856	↑ 8.2	48.8	↓ -0.9	54.1	↓ -0.8	1.3	↑ 3.9	0.5	16.4	↑ 1.4	3,671	↑ 8.5
572	172	149	University of Massachusetts, Medical School at Worcester	HE	USA	NA	5,852	↑ 3.6	26.5	↑ 4.3	79.7	↓ 0.0	2.0	↑ 2.0	0.7	24.5	↓ -0.7	3,197	↑ 3.6
573	126	59	Ocean University of China	HE	CHN	AS	5,845	↑ 13.0	17.4	↑ 3.1	25.7	↓ -1.4	0.7	↑ 3.1	0.7	7.4	↑ 3.8	4,098	↑ 13.8
574	211	37	University of East Anglia	HE	GBR	WE	5,842	↑ 5.7	43.3	↑ 1.7	67.3	↓ -1.1	1.8	↑ 1.2	0.6	20.9	↓ -0.6	3,283	↑ 4.2
575	212	27	Universite de Nantes	HE	FRA	WE	5,836	↑ 7.9	39.7	↑ 3.0	50.0	↑ 2.0	1.2	↑ 1.6	0.5	14.2	↑ 2.1	3,098	↑ 6.0
576	17	15	Griffith University	HE	AUS	OC	5,831	↑ 11.5	33.9	↑ 3.3	49.6	↓ -0.4	1.2	↑ 1.6	0.6	15.1	↓ -0.2	3,670	↑ 8.3

WR/RR/CR World/Region/Country Rank

AF Africa AS Asia EE Eastern Europe LA Latin America ME Middle East NA Northern America OC Oceania WE Western Europe

GO Government HE Higher Education HL Health PR Private OT Others

WR	RR	CR	Organization	Sector	Country	Region	Output	O-VR(%)	IC(%)	IC-VR(%)	Q1(%)	Q1-VR(%)	NI	NI-VR(%)	Spec	Exc(%)	Exc-VR(%)	Leadership	Leadership-VR(%)
577	213	43	Gottfried Wilhelm Leibniz Universitat Hannover	HE	DEU	WE	5,811	↑ 5.6	37.1	↓ -1.5	43.4	↓ -1.4	● 1.3	↑ 3.3	0.6	13.0	↑ 2.1	3,684	↑ 5.1
578	127	24	Nippon Telegraph and Telephone Corporation	PR	JPN	AS	5,808	↓ -3.3	12.0	↓ -4.4	26.7	↓ -4.5	● 1.0	↑ 5.5	0.9	9.9	↑ 0.8	4,123	↓ -3.2
579	173	24	University of Quebec in Montreal	HE	CAN	NA	5,795	↑ 5.8	34.5	↑ 0.6	44.1	↓ -1.3	● 1.2	↑ 0.9	0.6	14.1	↓ -1.3	3,530	↑ 7.0
580	17	10	Universidade Federal de Santa Catarina	HE	BRA	LA	5,785	↑ 15.3	23.7	↓ -2.9	31.1	↓ -5.6	● 0.7	↓ -5.1	0.6	7.1	↓ -8.7	3,625	↑ 13.2
581	214	38	University of Dundee	HE	GBR	WE	5,776	↑ 3.3	40.1	↑ 5.0	67.3	↓ -1.3	● 1.7	↑ 1.8	0.6	20.1	↓ -0.7	3,268	↑ 2.2
582	215	39	Science and Technology Facilities Council	GO	GBR	WE	5,773	↑ 1.3	70.1	↑ 1.7	69.1	↑ 1.3	● 1.5	↑ 1.3	0.9	15.7	↑ 1.7	1,241	↓ -5.0
583	216	28	Universite de Nice-Sophia Antipolis	HE	FRA	WE	5,766	↑ 9.3	49.1	↑ 2.2	53.8	↓ -0.6	● 1.3	↑ 3.1	0.6	15.7	↑ 2.7	2,990	↑ 6.6
584	174	150	Brookhaven National Laboratory	GO	USA	NA	5,765	↓ -3.0	47.9	↑ 4.5	65.4	↑ 4.2	● 1.8	↑ 5.2	0.8	21.2	↑ 8.0	2,217	↓ -8.5
585	16	5	Amirkabir University of Technology	HE	IRN	ME	5,757	↑ 25.5	14.3	↓ -5.7	27.5	↑ 2.7	● 1.1	↑ 5.9	0.8	13.8	↑ 6.8	4,118	↑ 24.6
586	217	40	Medical Research Council	HL	GBR	WE	5,754	↑ 2.9	53.1	↑ 5.0	88.7	↑ 0.1	● 2.5	↑ 3.7	0.8	31.8	↑ 2.1	2,506	↑ 0.3
587	175	151	Texas Tech University	HE	USA	NA	5,750	↑ 6.4	23.7	↑ 9.7	51.5	↓ -1.9	● 1.2	↑ 1.8	0.5	12.5	↑ 3.9	3,467	↑ 4.8
588	176	152	University of Mississippi	HE	USA	NA	5,737	↑ 1.7	28.5	↑ 7.0	62.2	↓ -0.8	● 1.3	↑ 3.9	0.6	14.4	↑ 1.6	3,300	↑ 0.2
589	128	15	Electronics Telecommunication Research Institute	GO	KOR	AS	5,727	↓ -0.6	12.7	↑ 6.1	27.2	↓ -0.8	● 0.9	↑ 3.6	0.9	9.0	↑ 3.2	3,516	↓ -3.1
590	129	16	Konkuk University	HE	KOR	AS	5,727	↑ 14.5	20.7	↓ -1.5	39.9	↓ -1.7	● 0.9	↑ 1.2	0.6	8.2	↑ 2.8	3,262	↑ 15.3
591	130	11	National Taiwan University Hospital	HL	TWN	AS	5,723	↑ 5.7	13.8	↑ 11.3	70.6	↓ -1.2	● 1.2	↓ -1.6	0.8	11.7	↑ 1.9	3,266	↑ 1.2
592	218	11	Skane University Hospital	HL	SWE	WE	5,722	↓ -0.9	44.6	↑ 4.5	70.8	↑ 0.4	● 1.8	↓ -0.6	0.8	19.4	↓ -1.6	2,981	↓ -4.9
593	4	4	Stellenbosch University	HE	ZAF	AF	5,722	↑ 9.4	40.3	↑ 3.1	49.4	↓ -2.1	● 1.2	↑ 2.6	0.6	13.4	↑ 1.7	3,538	↑ 7.9
594	219	29	Universite Henri Poincare, Nancy I	HE	FRA	WE	5,715	↑ 2.2	41.0	↑ 3.2	48.9	↓ -2.2	● 1.1	↓ -3.4	0.7	11.2	↓ -5.6	3,215	↑ 0.2
595	17	6	Tarbiat Modares University	HE	IRN	ME	5,687	↑ 23.1	14.8	↓ -0.5	29.5	↓ -0.7	● 0.8	↑ 2.5	0.6	9.1	↑ 1.2	3,796	↑ 23.6
596	220	44	Universitat Bremen	HE	DEU	WE	5,683	↑ 4.8	41.8	↑ 2.5	47.1	↓ -1.6	● 1.4	↑ 1.5	0.7	16.1	↓ -0.7	3,381	↑ 3.2
597	18	3	Universidad Nacional de La Plata	HE	ARG	LA	5,680	↑ 7.9	42.6	↓ -0.2	44.0	↓ -5.0	● 0.8	↑ 1.3	0.7	6.5	↓ -0.9	3,458	↑ 8.2
598	177	153	Merck & Co., Inc.	PR	USA	NA	5,659	↓ -1.5	30.6	↑ 7.1	78.7	↓ -0.7	● 2.3	↑ 4.0	0.8	26.9	↑ 2.1	3,004	↓ -3.6
599	221	30	Universite Montpellier I	HE	FRA	WE	5,655	↑ 12.5	49.8	↑ 1.5	75.3	↓ -0.2	● 1.4	↑ 2.1	0.7	18.9	↑ 2.0	2,734	↑ 10.4
600	131	7	Indian Institute of Technology, Madras	HE	IND	AS	5,654	↑ 10.9	19.6	↑ 0.2	45.8	↓ -2.8	● 1.0	↓ -3.0	0.7	12.3	↓ -9.1	4,191	↑ 9.6
601	178	154	Northeastern University	HE	USA	NA	5,627	↑ 6.6	28.4	↑ 4.8	54.7	↓ -0.5	● 1.7	↑ 3.6	0.6	21.5	↑ 1.3	3,326	↑ 5.8
602	132	8	All India Institute of Medical Sciences	HE	IND	AS	5,625	↑ 6.2	12.9	↑ 3.3	36.9	↓ -3.8	● 0.7	→ 0.0	0.8	5.7	↑ 2.9	4,441	↑ 4.6
603	179	155	University of Texas Medical Branch	HE	USA	NA	5,617	↓ -4.6	23.2	↑ 3.6	72.2	↓ -1.5	● 1.4	↑ 1.5	0.8	16.9	↑ 4.7	3,367	↓ -6.6
604	180	156	Pacific Northwest National Laboratory	GO	USA	NA	5,602	↑ 3.6	23.2	↑ 8.4	60.6	↓ -0.3	● 1.7	↑ 4.4	0.8	21.5	↑ 1.4	3,239	↑ 2.8
605	222	31	Universite Paul Cezanne, Aix-Marseille III	HE	FRA	WE	5,595	↑ 8.3	43.0	↑ 2.7	58.1	↓ -1.1	● 1.2	↓ -0.8	0.7	13.7	↑ 0.7	3,001	↑ 5.8
606	133	25	Kumamoto University	HE	JPN	AS	5,590	↑ 2.1	19.9	↑ 4.1	49.6	↓ -2.4	● 1.0	↓ -1.0	0.6	9.9	↓ -1.5	3,364	↑ 1.6
607	223	24	Universita degli Studi di Modena e Reggio Emilia	HE	ITA	WE	5,589	↑ 2.8	31.6	↑ 2.8	59.2	↑ 0.1	● 1.4	↑ 3.8	0.6	15.2	↑ 1.2	3,067	↑ 3.2
608	19	2	Pontificia Universidad Catolica de Chile	HE	CHL	LA	5,581	↑ 10.2	42.5	↑ 2.9	47.1	↓ -1.9	● 1.0	↓ -1.0	0.6	10.9	↓ -2.2	3,330	↑ 7.7
609	16	5	Wroclaw University of Technology	HE	POL	EE	5,563	↑ 6.8	28.0	↑ 1.4	27.2	↓ -3.2	● 0.8	↑ 4.2	0.8	6.6	↓ -1.8	4,199	↑ 6.8
610	224	5	University of Southern Denmark	HE	DNK	WE	5,551	↑ 11.7	52.4	↑ 1.8	65.3	↑ 0.0	● 1.6	↑ 3.9	0.6	19.6	↑ 2.5	2,552	↑ 9.2
611	134	60	Beijing University of Chemical Technology	HE	CHN	AS	5,547	↑ 11.5	10.0	↑ 3.0	33.3	↑ 1.8	● 0.8	↑ 5.5	0.9	9.6	↑ 4.1	4,318	↑ 10.9
612	181	157	Sandia National Laboratories, New Mexico	GO	USA	NA	5,543	↓ -2.1	14.8	↑ 4.8	48.5	↓ -0.8	● 1.5	↓ -2.7	0.8	16.6	↓ -3.5	3,007	↓ -2.7

WR/RR/CR World/Region/Country Rank

AF Africa AS Asia EE Eastern Europe LA Latin America ME Middle East NA Northern America OC Oceania WE Western Europe

GO Government HE Higher Education HL Health PR Private OT Others

WR	RR	CR	Organization	Sector	Country	Region	Output	O-VR(%)	IC(%)	IC-VR(%)	Q1(%)	Q1-VR(%)	NI	NI-VR(%)	Spec	Exc(%)	Exc-VR(%)	Leadership	Leadership-VR(%)
613	182	25	Agriculture and Agri-Food Canada	GO	CAN	NA	5,535	↑ 3.8	37.1	↑ 6.7	51.8	↑ 1.5	1.1	↑ 2.8	0.9	12.3	↑ 3.4	3,240	↑ 1.6
614	225	25	Universita degli Studi di Parma	HE	ITA	WE	5,500	↑ 0.1	34.9	↑ 3.7	57.9	↓ -0.5	1.3	↓ -0.8	0.6	15.1	↑ 2.1	3,099	↑ 0.7
615	226	10	Centre Hospitalier Universitaire Vaudois	HL	CHE	WE	5,498	↑ 3.6	38.4	↑ 2.8	59.4	↑ 1.2	1.6	↓ -3.0	0.7	17.8	↑ 3.9	3,068	↑ 0.8
616	135	12	Chang Gung Memorial Hospital, Taipei	HL	TWN	AS	5,497	↑ 3.0	17.8	↑ 3.3	58.1	↓ -0.5	1.1	↑ 4.0	0.8	9.1	↑ 9.3	3,289	↓ -2.8
617	136	17	Chonbuk National University	HE	KOR	AS	5,496	↑ 10.3	29.1	↑ 4.9	43.5	↓ -0.9	1.0	↑ 2.1	0.6	11.0	↑ 0.5	3,389	↑ 9.8
618	227	16	Universidad de Oviedo	HE	ESP	WE	5,486	↑ 10.1	31.4	↑ 5.8	54.3	↓ -0.1	1.2	↑ 4.5	0.5	13.3	↑ 2.4	3,600	↑ 7.9
619	183	26	McGill University Health Centre	HL	CAN	NA	5,482	↑ 1.3	38.5	↑ 3.4	73.2	↓ -1.7	2.0	↑ 3.7	0.8	21.9	↑ 1.9	3,034	↓ -2.4
620	17	3	Saint Petersburg State University	HE	RUS	EE	5,481	↓ -1.4	44.4	↑ 0.2	28.0	↓ -1.7	0.6	↑ 7.7	0.8	4.6	↑ 7.6	3,337	↓ -2.5
621	18	3	Massey University	HE	NZL	OC	5,465	↑ 3.8	46.1	↑ 0.2	49.8	↓ -0.8	1.1	→ 0.0	0.6	13.1	↓ -2.6	3,431	↑ 3.9
622	184	158	Children's Hospital of Philadelphia	HL	USA	NA	5,461	↑ 5.5	20.5	↑ 4.8	76.5	↓ -0.5	2.0	↑ 5.4	0.8	23.3	↑ 3.7	2,850	↑ 3.8
623	185	159	US Environmental Protection Agency	GO	USA	NA	5,448	↓ -4.5	18.8	↑ 9.5	66.5	↑ 5.1	1.5	↑ 1.4	0.9	19.6	↑ 2.0	2,945	↓ -5.4
624	228	45	German Cancer Research Center	GO	DEU	WE	5,430	↑ 7.9	51.1	↑ 3.4	79.3	↓ -0.4	1.9	↑ 6.3	0.8	25.1	↑ 2.1	2,384	↑ 4.9
625	18	6	Ege University	HE	TUR	ME	5,405	↑ 6.0	16.5	↑ 5.0	30.0	↓ -5.9	0.8	→ 0.0	0.6	7.7	↓ -2.3	3,767	↑ 4.3
626	229	41	University of Sussex	HE	GBR	WE	5,358	↑ 4.1	40.9	↑ 2.8	64.0	↓ -1.5	1.7	↑ 3.1	0.6	18.9	↑ 1.1	3,185	↑ 2.1
627	230	12	Swedish University of Agricultural Sciences	HE	SWE	WE	5,343	↑ 3.7	53.6	↑ 2.2	67.5	↓ -0.8	1.4	↑ 0.7	0.8	16.6	↑ 1.8	2,976	↑ 0.2
628	231	32	Institut National Polytechnique de Toulouse	HE	FRA	WE	5,334	↑ 12.7	38.6	↑ 2.1	43.3	↓ -1.1	1.3	↓ -3.1	0.7	14.0	↓ -6.2	2,816	↑ 5.8
629	186	160	Cincinnati Childrens Hospital Medical Center	HL	USA	NA	5,315	↑ 8.4	22.5	↑ 3.3	78.0	↓ -0.6	2.1	↓ -1.0	0.8	25.5	↓ -0.2	2,911	↑ 8.1
630	187	161	Brigham Young University	HE	USA	NA	5,312	↑ 4.6	17.5	↑ 2.9	47.6	↓ -2.4	1.2	↓ -7.5	0.5	14.1	↓ -6.7	3,535	↑ 3.3
631	137	61	Hohai University	HE	CHN	AS	5,310	↑ 23.3	11.7	↓ -6.1	9.8	↓ -4.7	0.5	→ 0.0	0.9	4.7	↓ -1.9	4,077	↑ 23.6
632	232	46	Technische Universitat Braunschweig	HE	DEU	WE	5,308	↑ 5.6	40.3	↑ 1.8	47.1	↓ -0.9	1.2	↑ 1.7	0.7	13.3	↓ -1.3	3,077	↑ 5.2
633	138	18	Samsung Electronics	PR	KOR	AS	5,269	↑ 3.1	21.4	↑ 2.3	38.7	↓ -1.9	1.2	↑ 2.6	0.9	12.5	↑ 0.7	2,393	↓ -0.9
634	233	42	Brunel University	HE	GBR	WE	5,263	↑ 5.6	42.5	↑ 3.7	45.2	↓ -2.4	1.5	↓ -0.7	0.7	17.6	↓ -3.1	3,060	↑ 4.0
635	139	62	Zhejiang University of Technology	HE	CHN	AS	5,262	↑ 19.2	8.7	↓ -4.1	17.4	↓ -1.6	0.6	→ 0.0	0.8	6.4	↓ -1.2	3,955	↑ 21.1
636	140	9	Indian Institute of Technology, Bombay	HE	IND	AS	5,259	↑ 9.0	26.1	↓ -0.3	45.6	↓ -2.6	1.1	↓ -0.9	0.7	12.8	↓ -4.0	3,666	↑ 7.5
637	234	4	Medizinische Universitat Innsbruck	HE	AUT	WE	5,258	↑ 3.3	47.6	↑ 7.1	67.3	↓ -1.4	1.6	↑ 2.6	0.8	18.5	↑ 1.1	3,246	↑ 1.3
638	20	11	Universidade Federal do Parana	HE	BRA	LA	5,242	↑ 15.5	22.0	↓ -5.4	28.7	↓ -8.3	0.7	↓ -4.4	0.6	4.9	↓ -11.0	3,105	↑ 17.3
639	141	26	Niigata University	HE	JPN	AS	5,234	↓ -2.8	21.9	↑ 2.3	48.4	↓ -2.4	0.9	→ 0.0	0.6	8.6	↑ 1.4	2,977	↓ -3.5
640	18	2	Budapest University of Technology and Economics	HE	HUN	EE	5,225	↑ 4.4	36.2	↓ -2.2	32.8	↓ -3.8	0.9	↓ -2.2	0.7	8.7	↓ -7.3	3,503	↑ 5.3
641	235	26	Universita degli Studi di Trieste	HE	ITA	WE	5,222	↑ 2.4	51.2	↑ 3.3	63.9	↓ -0.6	1.6	↑ 8.2	0.7	18.6	↑ 7.6	2,123	↑ 0.3
642	236	43	Cancer Research UK	HL	GBR	WE	5,211	↑ 0.6	47.3	↑ 1.4	89.0	↑ 0.3	2.3	↑ 1.8	0.9	30.8	↑ 0.5	2,545	↓ -0.7
643	142	27	University of Tokushima	HE	JPN	AS	5,210	↓ -1.7	16.9	↓ -0.6	41.4	↓ -4.7	0.8	↑ 1.3	0.6	7.3	↓ -0.1	3,321	↓ -3.0
644	143	28	Osaka City University	HE	JPN	AS	5,192	↓ -3.2	22.8	↑ 6.3	52.6	↓ -2.0	1.0	↑ 3.1	0.7	9.4	↑ 1.1	2,985	↓ -5.9
645	188	162	Tulane University	HE	USA	NA	5,188	↑ 0.0	26.9	↑ 3.7	70.4	↑ 0.9	1.6	↑ 2.5	0.5	18.5	↓ -1.3	2,659	↓ -0.9
646	189	163	University of Texas, Arlington	HE	USA	NA	5,187	↑ 7.6	26.5	↑ 9.7	46.9	↑ 0.7	1.4	↑ 2.1	0.6	17.6	↓ -1.4	3,208	↑ 6.0
647	237	44	Cambridge University Hospitals NHS Foundation Trust	HL	GBR	WE	5,183	↑ 4.2	34.2	↑ 5.8	73.5	↓ -0.8	2.1	↑ 2.4	0.8	24.6	↑ 2.2	2,929	↑ 0.0
648	190	164	Mississippi State University	HE	USA	NA	5,183	↑ 4.1	16.9	↑ 6.9	41.8	↑ 2.8	1.1	↓ -2.7	0.6	11.2	↓ -0.3	3,322	↑ 4.2
649	144	10	Bhabha Atomic Research Centre	GO	IND	AS	5,174	↑ 13.3	18.7	↑ 2.9	53.5	↓ -4.0	0.9	↓ -2.3	0.9	7.8	↓ -5.7	3,516	↑ 10.9

WR/RR/CR World/Region/Country Rank

AF Africa AS Asia EE Eastern Europe LA Latin America ME Middle East NA Northern America OC Oceania WE Western Europe

GO Government HE Higher Education HL Health PR Private OT Others

WR	RR	CR	Organization	Sector	Country	Region	Output	O-VR(%)	IC(%)	IC-VR(%)	Q1(%)	Q1-VR(%)	NI	NI-VR(%)	Spec	Exc(%)	Exc-VR(%)	Leadership	Leadership-VR(%)
650	145	19	Korea Institute of Science and Technology	GO	KOR	AS	5,162	↑ 5.0	19.6	↑ 3.6	54.3	↑ 0.5	1.1	↑ 1.8	0.8	13.6	↓ -0.4	2,574	↑ 3.5
651	238	45	Natural Environment Research Council	GO	GBR	WE	5,161	↑ 2.6	51.9	↑ 3.5	73.8	↑ 0.3	1.7	↑ 1.8	0.9	22.5	↑ 0.6	2,244	↓ -2.0
652	239	27	Universita degli Studi di Ferrara	HE	ITA	WE	5,150	↓ -0.9	42.4	↑ 2.3	62.2	↑ 0.6	1.4	↓ -2.8	0.7	16.3	↑ 2.6	2,453	↓ -2.1
653	19	4	Russian Academy of Medical Sciences	HL	RUS	EE	5,142	↑ 1.5	23.8	↓ -1.8	20.8	↓ -3.1	0.6	↓ -6.6	0.8	4.9	↑ 5.7	3,190	↑ 0.3
654	191	165	Intel Corporation	PR	USA	NA	5,140	↓ -3.5	23.1	↑ 9.8	39.6	↓ -0.3	2.3	↓ -0.4	0.9	22.2	↓ -3.4	2,201	↓ -8.2
655	240	33	Institut National des Sciences Appliquees de Rennes	HE	FRA	WE	5,134	↑ 13.6	41.2	↑ 5.0	39.1	↑ 2.9	1.3	→ 0.0	0.8	15.0	↓ -1.4	3,022	↑ 9.3
656	19	6	Bar-Ilan University	HE	ISR	ME	5,132	↑ 6.0	37.4	↑ 0.8	56.7	↓ -2.2	1.1	↑ 0.9	0.6	12.9	↓ -0.9	3,418	↑ 5.6
657	146	29	Tokyo Medical and Dental University	HE	JPN	AS	5,125	↑ 0.5	20.8	↑ 7.2	58.6	↓ -1.2	1.1	↑ 0.9	0.8	11.8	↓ -4.4	2,895	↓ -1.8
658	241	6	Aalborg University	HE	DNK	WE	5,122	↑ 8.6	49.6	↑ 2.1	40.2	↓ -2.1	1.6	↓ -0.6	0.6	17.2	↓ -1.2	3,144	↑ 7.4
659	20	1	Politehnica University of Bucharest	HE	ROU	EE	5,089	↑ 19.9	23.1	↓ -9.1	10.2	↓ -9.4	0.5	↑ 6.8	0.8	3.2	↓ -1.6	3,421	↑ 22.1
660	21	5	Joint Institute for Nuclear Research	GO	RUS	EE	5,054	↑ 1.8	75.7	↓ -1.0	40.4	↓ -4.6	1.2	↑ 1.8	1.0	11.8	↑ 5.5	2,185	↑ 5.9
661	5	5	University of KwaZulu-Natal	HE	ZAF	AF	5,036	↑ 5.8	43.8	↑ 2.2	42.5	↑ 0.6	1.1	↑ 5.8	0.6	10.9	↑ 7.1	3,107	↑ 4.5
662	242	34	Institut Pasteur de Paris	HL	FRA	WE	5,030	↑ 0.1	56.6	↑ 0.6	80.3	↓ -0.2	1.7	↑ 1.2	0.9	23.4	↑ 0.5	2,177	↓ -0.8
663	243	6	Universidade Nova de Lisboa	HE	PRT	WE	5,024	↑ 16.0	45.2	↓ -0.5	52.7	↓ -2.8	1.2	↓ -0.8	0.6	13.6	↓ -2.2	2,837	↑ 12.8
664	147	20	Catholic University of Korea	HE	KOR	AS	5,022	↑ 15.3	15.5	↓ -3.2	47.8	↓ -2.6	0.9	↑ 2.4	0.8	7.5	↓ -6.3	3,496	↑ 15.0
665	244	6	Helsinki University Central Hospital	HL	FIN	WE	4,991	↑ 1.0	39.9	↑ 2.1	76.8	↓ -0.8	1.9	↑ 3.7	0.8	21.2	↑ 1.9	1,866	↓ -0.6
666	192	166	Oklahoma State University, Stillwater	HE	USA	NA	4,981	↑ 5.6	26.0	↑ 4.2	53.1	↓ -2.1	1.3	↑ 3.3	0.6	14.8	↓ -0.8	2,858	↑ 5.0
667	20	7	Iran University of Science and Technology	HE	IRN	ME	4,975	↑ 27.0	12.2	↓ -3.7	27.0	↑ 7.3	1.1	↑ 7.9	0.8	13.9	↑ 7.3	3,780	↑ 27.6
668	21	5	Instituto Politecnico Nacional	HE	MEX	LA	4,962	↑ 10.0	29.0	↓ -1.3	31.9	↓ -2.9	0.6	↑ 3.2	0.6	5.1	↑ 2.8	2,799	↑ 9.9
669	245	28	Seconda Universita degli Studi di Napoli	HE	ITA	WE	4,955	↑ 4.2	25.0	↑ 3.7	56.0	↓ -2.7	1.2	↑ 2.6	0.7	12.6	↓ -2.3	2,601	↑ 3.5
670	22	3	Semmelweis University	HE	HUN	EE	4,928	↑ 4.1	34.0	↑ 3.4	46.7	↓ -1.2	1.0	↑ 8.0	0.8	9.0	↑ 8.6	3,090	↑ 3.5
671	246	29	Universita degli Studi di Trento	HE	ITA	WE	4,917	↑ 11.1	43.2	↑ 2.4	46.0	↓ -2.5	1.4	→ 0.0	0.7	17.4	↓ -1.8	2,790	↑ 10.8
672	247	47	Technische Universitat Dortmund	HE	DEU	WE	4,915	↑ 2.6	38.4	↑ 2.7	47.8	↑ 1.7	1.3	↓ -0.8	0.7	15.7	↑ 0.1	2,879	↑ 0.4
673	193	167	Fred Hutchinson Cancer Research Center	HL	USA	NA	4,910	↑ 2.5	28.1	↑ 3.5	88.5	↓ -0.4	2.6	↑ 3.2	0.9	30.7	↑ 0.3	2,140	↑ 0.1
674	148	30	University of Shizuoka	HE	JPN	AS	4,896	↑ 1.8	18.3	↑ 1.3	47.2	↓ -3.2	0.9	↓ -1.2	0.7	7.1	↑ 0.7	3,152	↑ 1.2
675	194	168	Georgia State University	HE	USA	NA	4,892	↑ 5.6	26.5	↑ 8.1	55.9	↓ 0.0	1.3	↓ -2.3	0.7	15.7	↓ -3.1	2,839	↑ 4.3
676	248	30	Universita degli Studi di Verona	HE	ITA	WE	4,886	↑ 5.5	32.5	↑ 2.5	58.0	↓ -1.9	1.6	↑ 2.6	0.7	17.4	↑ 2.7	2,398	↑ 7.4
677	249	46	Biotechnology and Biological Sciences Research Council	GO	GBR	WE	4,863	↓ -3.3	57.0	↑ 1.6	82.1	↓ -0.1	1.9	↑ 4.4	0.8	28.2	↑ 4.4	2,328	↓ -3.6
678	149	13	Industrial Technology Research Institute of Taiwan	GO	TWN	AS	4,862	↑ 5.4	9.5	↑ 3.1	40.2	↓ -0.1	1.1	→ 0.0	0.8	13.4	↑ 1.5	1,801	↓ -1.8
679	19	16	University of Technology, Sydney	HE	AUS	OC	4,853	↑ 7.7	36.4	↑ 5.2	36.6	↑ 1.4	1.2	↑ 2.6	0.6	14.8	↓ -2.0	3,078	↑ 6.9
680	20	17	University of Tasmania	HE	AUS	OC	4,841	↑ 8.1	38.3	↑ 3.7	58.3	↑ 1.4	1.2	↑ 4.2	0.6	14.6	↑ 3.6	2,780	↑ 6.8
681	150	11	Indian Institute of Technology, Kanpur	HE	IND	AS	4,827	↑ 5.5	25.8	↑ 0.9	49.0	↓ -1.4	1.0	↓ -5.5	0.7	12.1	↓ -10.6	3,580	↑ 4.1
682	151	31	Nagasaki University	HE	JPN	AS	4,826	↑ 0.3	21.2	↑ 1.3	47.0	↓ -3.2	0.8	→ 0.0	0.7	7.6	↓ -1.2	2,954	↓ -0.3
683	152	32	Shinshu University	HE	JPN	AS	4,824	↑ 0.9	20.4	↑ 9.8	48.2	↓ -3.2	1.0	↑ 2.1	0.6	9.8	↑ 0.4	2,909	↓ -1.9
684	250	7	Universidade do Minho	HE	PRT	WE	4,824	↑ 17.7	42.3	↓ -2.7	43.7	↓ -1.8	1.3	↓ -2.3	0.6	13.5	↓ -3.2	3,172	↑ 17.0
685	195	169	U.S. Food and Drug Administration	GO	USA	NA	4,804	↑ 2.9	24.8	↑ 4.1	68.7	↓ -1.9	1.8	↑ 6.1	0.8	19.8	↑ 1.8	2,635	↑ 1.2

WR/RR/CR World/Region/Country Rank

AF Africa AS Asia EE Eastern Europe LA Latin America ME Middle East NA Northern America OC Oceania WE Western Europe

GO Government HE Higher Education HL Health PR Private OT Others

WR	RR	CR	Organization	Sector	Country	Region	Output	O-VR(%)	IC(%)	IC-VR(%)	Q1(%)	Q1-VR(%)	NI	NI-VR(%)	Spec	Exc(%)	Exc-VR(%)	Leadership	Leadership-VR(%)
686	251	35	Universite Victor Segalen, Bordeaux 2	HE	FRA	WE	4,797	↑ 2.9	37.7	↑ 3.9	56.6	↓ -0.9	1.4	↑ 2.9	0.7	17.5	↑ 2.2	2,395	↑ 0.4
687	252	11	Paul Scherrer Institut	GO	CHE	WE	4,796	↑ 5.0	70.4	↑ 1.8	69.7	↓ -1.3	1.8	↑ 0.6	0.8	22.4	↑ 0.9	1,908	↑ 1.8
688	153	33	Osaka Prefecture University	HE	JPN	AS	4,793	↑ 0.1	17.6	↑ 5.5	41.5	↓ -2.9	0.9	↑ 1.2	0.7	9.0	↓ -0.7	2,978	↓ -0.8
689	154	63	Donghua University	HE	CHN	AS	4,790	↑ 18.0	15.6	↑ 7.6	25.3	↓ -3.1	1.0	→ 0.0	0.8	11.2	↓ -2.2	3,569	↑ 19.1
690	155	34	Tokyo University of Agriculture and Technology	HE	JPN	AS	4,788	↑ 0.1	19.6	↓ -0.9	45.8	↑ 0.4	0.9	↓ -1.1	0.7	8.1	↓ -3.0	2,845	↑ 0.0
691	196	170	State University of New York, Albany	HE	USA	NA	4,787	↑ 1.3	26.3	↑ 0.3	63.5	↓ -0.6	1.5	↓ -0.7	0.6	17.3	↓ -1.0	2,484	↑ 3.2
692	156	64	Hefei University of Technology	HE	CHN	AS	4,782	↑ 16.7	11.3	↑ 6.4	15.9	↓ -1.3	0.6	↑ 3.4	0.8	7.2	↓ -1.2	3,716	↑ 17.4
693	22	12	Universidade de Brasilia	HE	BRA	LA	4,779	↑ 14.2	25.5	↓ -2.9	31.2	↓ -5.5	0.7	↓ -2.7	0.6	6.7	↓ -2.3	2,713	↑ 15.8
694	157	65	Yanshan University	HE	CHN	AS	4,772	↑ 16.1	7.0	↓ -5.8	15.4	↑ 2.7	0.5	↑ 6.0	0.8	4.7	↑ 8.9	3,782	↑ 16.0
695	253	36	Universite de Versailles Saint Quentin en Yvelines	HE	FRA	WE	4,769	↑ 11.3	53.1	↑ 0.8	62.5	↑ 0.9	1.8	↑ 1.7	0.8	22.3	↑ 0.5	1,955	↑ 7.4
696	197	171	Florida International University	HE	USA	NA	4,766	↑ 5.5	27.2	↑ 3.4	52.2	↑ 0.5	1.3	↑ 1.6	0.6	15.7	↑ 1.0	2,842	↑ 4.6
697	198	172	Saint Louis University, Saint Louis	HE	USA	NA	4,758	↑ 1.8	20.3	↑ 5.5	64.8	↓ -1.4	1.7	↑ 1.2	0.6	19.1	↑ 1.4	2,803	↑ 1.3
698	254	37	Observatoire de Paris	GO	FRA	WE	4,755	↑ 6.2	78.8	↑ 3.5	65.9	↑ 4.4	1.4	↑ 3.7	1.0	15.7	↑ 0.8	1,555	↓ -0.3
699	199	173	Dartmouth-Hitchcock Health Care System	HL	USA	NA	4,751	↑ 1.3	20.0	↑ 7.2	76.2	↑ 0.2	2.1	↓ -0.9	0.8	24.0	↑ 1.4	2,480	↓ -1.0
700	158	66	Fourth Military Medical University	HE	CHN	AS	4,748	↑ 8.5	12.7	↑ 10.5	38.4	↑ 14.5	0.6	↑ 18.5	0.8	6.3	↑ 20.0	3,683	↑ 7.6
701	255	47	Swansea University	HE	GBR	WE	4,745	↑ 10.4	34.8	↑ 0.5	51.0	↓ -0.3	1.2	↓ -0.9	0.6	14.5	↓ -2.0	3,136	↑ 10.7
702	256	5	Technische Universitat Graz	HE	AUT	WE	4,742	↑ 8.8	42.8	↓ -0.6	38.6	↓ -3.7	1.4	→ 0.0	0.7	16.1	↓ -2.1	3,025	↑ 9.2
703	23	3	Czech Technical University in Prague	HE	CZE	EE	4,739	↑ 10.8	35.7	↑ 1.1	27.9	↑ 1.3	1.1	↑ 7.9	0.8	11.0	↑ 1.0	2,988	↑ 9.3
704	24	4	Masaryk University	HE	CZE	EE	4,738	↑ 9.9	31.9	↑ 1.6	34.5	↑ 0.3	0.8	↑ 5.3	0.6	8.3	↑ 6.3	2,664	↑ 10.0
705	21	7	Istanbul Technical University	HE	TUR	ME	4,730	↑ 6.6	25.0	↓ -1.1	40.7	↓ -3.0	1.1	↑ 2.8	0.7	13.9	↓ -0.1	3,218	↑ 6.1
706	23	13	Universidade Federal de Pernambuco	HE	BRA	LA	4,727	↑ 11.8	22.6	↑ 0.1	28.5	↓ -6.2	0.7	→ 0.0	0.6	6.1	↑ 2.4	2,861	↑ 10.8
707	159	67	China Petroleum and Chemical Corporation	PR	CHN	AS	4,716	↓ -0.6	3.1	↑ 8.9	8.2	↑ 14.8	0.3	→ 0.0	1.0	1.9	↓ -4.0	2,405	↓ -6.0
708	21	18	Royal Melbourne Institute of Technology	HE	AUS	OC	4,711	↑ 11.3	33.4	↑ 5.2	39.0	↑ 0.1	1.1	→ 0.0	0.6	13.6	↓ -4.3	3,214	↑ 9.4
709	257	12	European Organization for Nuclear Research	GO	CHE	WE	4,707	↓ -0.3	80.2	↑ 1.3	44.8	↓ -1.9	1.5	↑ 4.9	1.0	14.7	↑ 5.7	1,931	↓ -2.2
710	258	38	Assistance Publique Hopitaux de Marseille	HL	FRA	WE	4,703	↑ 4.1	19.9	↑ 2.7	49.2	↑ 1.5	1.4	↑ 9.2	0.8	14.2	↑ 4.7	2,683	↑ 3.2
711	22	19	La Trobe University	HE	AUS	OC	4,689	↑ 6.4	28.7	↓ -0.3	51.0	↑ 0.5	1.1	→ 0.0	0.6	13.1	↓ -4.3	2,832	↑ 6.6
712	200	174	Rush University	HE	USA	NA	4,688	↑ 2.9	18.1	↑ 2.4	69.8	↓ -0.3	1.9	→ 0.0	0.8	21.3	↑ 1.2	2,501	↑ 1.1
713	259	31	Universita degli Studi di Messina	HE	ITA	WE	4,688	↑ 5.4	24.0	↑ 4.5	52.9	↓ -2.8	1.0	↑ 4.2	0.6	10.1	↓ -2.7	2,691	↑ 4.3
714	23	20	Deakin University	HE	AUS	OC	4,685	↑ 13.9	31.9	↑ 3.6	46.6	↑ 1.7	1.3	↑ 3.1	0.6	15.6	↓ -0.4	2,934	↑ 11.9
715	24	4	University of Canterbury	HE	NZL	OC	4,683	↑ 6.6	48.5	↑ 4.3	51.1	↓ -2.4	1.3	↑ 3.3	0.6	14.4	↑ 2.5	2,918	↑ 4.7
716	160	35	Tokai University	HE	JPN	AS	4,680	↑ 1.9	21.2	↑ 4.3	38.4	↓ -0.5	0.8	↑ 5.0	0.6	8.3	↑ 5.1	2,550	↓ -2.5
717	260	14	University Hospital Maastricht	HL	NLD	WE	4,679	↑ 7.4	38.3	↑ 4.4	72.0	↑ 2.1	2.0	↑ 5.2	0.8	22.7	↑ 0.2	2,306	↑ 8.5
718	261	6	Universitat Innsbruck	HE	AUT	WE	4,677	↑ 2.4	58.4	↑ 2.0	61.0	↑ 0.9	1.5	↑ 3.4	0.6	18.9	↑ 3.3	2,594	↑ 2.4
719	262	17	Universidad de Castilla-La Mancha	HE	ESP	WE	4,672	↑ 12.5	34.6	↑ 0.8	48.2	↓ -2.5	1.2	↓ -1.6	0.6	15.0	↓ -5.5	2,958	↑ 11.5
720	201	175	University of Texas, San Antonio	HE	USA	NA	4,668	↑ 13.2	28.0	↑ 10.5	49.0	↓ -2.3	1.3	↓ -2.2	0.5	16.0	↓ -6.3	2,508	↑ 10.2
721	161	36	Japan Aerospace Exploration Agency	GO	JPN	AS	4,665	↓ -0.6	38.5	↑ 8.6	39.3	↑ 1.6	1.3	↑ 9.2	0.9	11.2	↑ 1.4	2,098	↓ -5.8
722	25	6	AGH University of Science and Technology	HE	POL	EE	4,647	↑ 11.2	30.0	↓ -2.9	26.1	↓ -6.6	0.7	↑ 2.8	0.8	5.5	↑ 0.9	3,277	↑ 10.9

WR/RR/CR World/Region/Country Rank

AF Africa AS Asia EE Eastern Europe LA Latin America ME Middle East NA Northern America OC Oceania WE Western Europe

GO Government HE Higher Education HL Health PR Private OT Others

WR	RR	CR	Organization	Sector	Country	Region	Output	O-VR(%)	IC(%)	IC-VR(%)	Q1(%)	Q1-VR(%)	NI	NI-VR(%)	Spec	Exc(%)	Exc-VR(%)	Leadership	Leadership-VR(%)
723	162	14	National Taiwan University of Science and Technology	HE	TWN	AS	4,647	↑ 15.7	11.8	↑ 13.1	40.9	↓ -2.5	● 1.1	↑ 1.9	0.8	13.7	↓ -3.3	3,155	↑ 14.9
724	22	1	King Saud University	HE	SAU	ME	4,634	↑ 53.3	44.1	↑ 30.6	25.8	↑ 0.8	● 0.8	↑ 16.2	0.6	8.1	↑ 22.3	3,082	↑ 39.7
725	202	27	Sherbrooke University	HE	CAN	NA	4,621	↑ 7.1	34.9	↑ 2.7	58.4	↓ -1.4	● 1.3	↓ -4.4	0.5	15.1	↓ -5.2	2,797	↑ 6.7
726	263	39	Centre Hospitalier Regional Universitaire de Lille	HL	FRA	WE	4,611	↑ 2.7	23.7	↑ 8.4	46.5	↑ 3.2	● 1.6	↑ 5.2	0.8	15.9	↑ 9.3	2,487	↓ -2.0
727	264	48	University of Plymouth	HE	GBR	WE	4,600	↑ 6.3	38.1	↑ 5.3	61.2	↑ 0.1	● 1.7	↑ 5.1	0.6	18.9	↑ 3.4	2,740	↑ 4.5
728	203	176	University of Arkansas, Fayetteville	HE	USA	NA	4,589	↑ 3.0	22.7	↑ 7.2	50.8	↓ -1.8	● 1.1	↓ -2.6	0.7	12.8	↓ -5.8	2,925	↑ 3.1
729	204	177	San Diego State University	HE	USA	NA	4,577	↑ 5.9	24.5	↑ 7.9	62.5	↓ -0.4	● 1.5	↓ -5.0	0.6	19.2	↓ -5.2	2,449	↑ 5.2
730	265	40	Universite de Bourgogne	HE	FRA	WE	4,562	↑ 8.9	43.9	↑ 3.9	55.0	↓ -2.7	● 1.2	↑ 2.6	0.6	13.6	↑ 3.0	2,562	↑ 7.6
731	266	7	University of Tampere	HE	FIN	WE	4,561	↑ 6.5	35.1	↑ 3.8	62.3	↓ -0.4	● 1.6	↑ 3.9	0.6	17.5	↓ -2.2	2,238	↑ 5.7
732	205	178	University of Oregon	HE	USA	NA	4,560	↑ 0.3	29.8	↑ 3.2	67.9	↓ -0.5	● 1.6	↓ -2.4	0.7	19.7	↓ -2.7	2,535	↑ 0.4
733	24	14	Universidade Federal de Sao Carlos	HE	BRA	LA	4,556	↑ 10.3	20.5	→ 0.0	38.8	↓ -3.7	● 0.7	→ 0.0	0.7	6.7	↓ -6.1	2,554	↑ 9.4
734	25	21	University of South Australia	HE	AUS	OC	4,545	↑ 14.8	31.9	↑ 7.3	45.2	↑ 3.7	● 1.2	↑ 4.5	0.6	15.0	↑ 0.3	2,835	↑ 12.8
735	163	37	Gifu University	HE	JPN	AS	4,532	↓ -1.2	19.1	↓ -0.4	49.3	↓ -3.3	● 0.8	↑ 3.8	0.7	7.5	↑ 7.3	2,766	↓ -1.3
736	164	68	China Academy of Engineering Physics	GO	CHN	AS	4,512	↑ 10.9	3.1	↓ -1.3	13.0	↑ 12.2	● 0.3	→ 0.0	0.9	1.6	↑ 4.5	2,764	↑ 16.0
737	165	12	Jadavpur University	HE	IND	AS	4,508	↑ 13.5	20.6	↓ -0.1	31.3	↓ -7.4	● 0.9	→ 0.0	0.7	9.6	↓ -5.8	2,807	↑ 12.2
738	166	13	Banaras Hindu University	HE	IND	AS	4,506	↑ 16.5	17.4	↑ 2.1	38.6	↓ -3.1	● 1.0	↑ 9.0	0.6	9.5	↑ 3.3	3,376	↑ 17.2
739	267	18	Universidade de Vigo	HE	ESP	WE	4,504	↑ 10.4	33.0	↑ 6.1	48.5	↑ 0.6	● 1.2	↑ 2.6	0.6	13.6	↑ 4.9	3,033	↑ 10.7
740	268	32	Universita degli Studi di Cagliari	HE	ITA	WE	4,480	↑ 7.2	35.0	↑ 5.2	54.1	↓ -2.2	● 1.2	↑ 3.5	0.6	13.7	↑ 0.6	2,515	↑ 6.7
741	206	179	Kaiser Permanente, Oakland	HL	USA	NA	4,479	↑ 4.9	12.8	↑ 10.1	74.6	↓ -0.3	● 2.4	↓ -0.8	0.8	26.7	↓ -2.0	1,873	↓ -0.4
742	269	5	University of Ioannina	HE	GRC	WE	4,478	↑ 5.6	37.1	↓ -0.4	56.7	↓ -1.1	● 1.3	↓ -3.0	0.6	15.5	↓ -0.3	2,873	↑ 4.9
743	207	180	Utah State University	HE	USA	NA	4,469	↑ 5.3	23.1	↑ 4.2	50.0	↓ -2.6	● 1.3	↑ 0.8	0.6	14.0	↓ -2.3	2,720	↑ 4.9
744	208	181	Microsoft Corporation	PR	USA	NA	4,464	↑ 14.5	27.8	↑ 10.7	36.2	↓ -3.1	● 2.8	↓ -4.5	0.9	29.3	↓ -8.0	2,176	↑ 9.2
745	167	38	Kinki University	HE	JPN	AS	4,456	↑ 5.6	16.9	↑ 4.6	47.0	↑ 1.8	● 1.0	↑ 11.5	0.6	8.0	↑ 18.9	2,576	↑ 4.2
746	168	69	Nanjing University of Technology	HE	CHN	AS	4,451	↑ 17.8	8.0	↑ 9.2	22.7	↑ 10.5	● 0.6	↑ 10.7	0.9	7.3	↑ 12.6	3,509	↑ 18.2
747	209	182	University of Nevada-Reno	HE	USA	NA	4,447	↑ 1.6	24.4	↓ -1.1	53.7	↓ -2.4	● 1.4	↓ -0.7	0.6	15.0	↓ -2.4	2,760	↑ 2.9
748	270	15	Netherlands Organisation for Applied Scientific Research	GO	NLD	WE	4,446	↑ 2.0	35.1	↑ 2.1	48.8	↓ -2.0	● 1.5	↑ 1.3	0.6	18.6	↑ 1.0	2,028	↑ 0.1
749	271	19	Universidad de Navarra	HE	ESP	WE	4,433	↑ 8.7	30.9	↑ 7.4	52.0	↑ 2.3	● 1.1	→ 0.0	0.6	13.3	↓ -3.1	2,904	↑ 4.7
750	272	49	The Leeds Teaching Hospitals NHS Trust	HL	GBR	WE	4,416	↓ -1.7	23.8	↑ 4.2	63.4	↓ -0.7	● 1.5	↑ 0.7	0.8	15.7	↑ 1.8	2,728	↓ -2.0
751	25	15	Universidade Federal de Vicosa	HE	BRA	LA	4,408	↑ 18.2	12.7	↓ -5.3	17.2	↓ -4.3	● 0.5	↓ -7.1	0.9	3.1	↓ -7.4	2,618	↑ 17.5
752	210	183	Syracuse University	HE	USA	NA	4,404	↑ 0.3	25.1	↑ 2.3	55.0	↓ -2.6	● 1.5	↓ -1.9	0.6	17.3	↓ -5.7	2,710	↑ 1.3
753	273	41	Ecole Normale Supérieure de Cachan	HE	FRA	WE	4,399	↑ 6.5	37.8	↑ 3.2	35.9	↓ -0.7	● 1.4	↓ -3.4	0.8	16.9	↓ -4.3	2,474	↑ 4.5
754	169	39	Hitachi Limited	PR	JPN	AS	4,395	↓ -2.1	12.7	↑ 11.7	30.3	↓ -4.9	● 0.9	↑ 1.1	0.8	7.4	↓ -2.6	2,556	↓ -2.3
755	26	1	Universidad de Puerto Rico	HE	PRI	LA	4,385	↑ 6.6	52.8	↑ 3.0	50.7	↑ 2.1	● 1.1	↑ 3.8	0.6	11.9	↑ 0.2	2,565	↑ 5.2
756	274	48	Universitat Bielefeld	HE	DEU	WE	4,383	↑ 4.8	43.2	↑ 2.5	56.0	↓ -0.7	● 1.3	↑ 1.5	0.6	15.6	↑ 2.6	2,597	↑ 4.2
757	27	1	Universidad Nacional de Colombia	HE	COL	LA	4,367	↑ 25.6	37.7	↓ -2.4	26.8	↓ -11.3	● 0.6	↓ -3.2	0.6	5.1	↑ 1.0	2,697	↑ 28.4

WR/RR/CR World/Region/Country Rank

AF Africa AS Asia EE Eastern Europe LA Latin America ME Middle East NA Northern America OC Oceania WE Western Europe

GO Government HE Higher Education HL Health PR Private OT Others

WR	RR	CR	Organization	Sector	Country	Region	Output	O-VR(%)	IC(%)	IC-VR(%)	Q1(%)	Q1-VR(%)	NI	NI-VR(%)	Spec	Exc(%)	Exc-VR(%)	Leadership	Leadership-VR(%)
758	170	40	Gunma University	HE	JPN	AS	4,361	↑ 0.6	13.4	↑ 4.2	48.3	↓ -3.2	0.8	→ 0.0	0.7	7.9	↓ -1.3	2,782	↓ -2.1
759	275	20	Universidad de Murcia	HE	ESP	WE	4,357	↑ 8.4	27.1	↑ 3.4	48.5	↓ -1.3	1.1	→ 0.0	0.6	12.0	↓ -0.8	2,927	↑ 7.2
760	276	49	Universitätsklinikum Schleswig-Holstein	HL	DEU	WE	4,343	↑ 0.4	28.9	↑ 8.5	50.6	↑ 2.1	1.5	↑ 10.9	0.9	15.5	↑ 8.8	2,400	↓ -1.8
761	277	42	Ecole Normale Supérieure de Lyon	HE	FRA	WE	4,340	↑ 5.3	53.4	↑ 1.1	64.2	↓ -2.2	1.4	→ 0.0	0.7	18.8	→ 0.0	1,840	↑ 2.3
762	171	70	Huazhong Normal University	HE	CHN	AS	4,331	↑ 9.6	16.4	↑ 1.2	29.3	↑ 1.8	1.0	↑ 7.7	0.8	13.3	↑ 12.2	3,024	↑ 10.1
763	26	22	Flinders University	HE	AUS	OC	4,327	↑ 11.4	31.4	↑ 2.3	57.9	↓ -1.5	1.3	↑ 1.6	0.6	13.6	↓ -0.1	2,490	↑ 12.4
764	211	184	University of Maryland, Baltimore County	HE	USA	NA	4,325	↑ 5.3	28.5	↑ 13.6	58.4	↑ 2.1	1.5	↑ 2.7	0.7	19.4	↑ 1.4	2,128	↑ 1.2
765	172	71	Jiangnan University	HE	CHN	AS	4,322	↑ 18.2	12.8	↑ 1.4	23.3	↓ -1.1	0.9	↑ 10.1	0.8	9.1	↑ 4.9	3,497	↑ 17.4
766	27	23	James Cook University	HE	AUS	OC	4,317	↑ 6.8	43.2	↑ 0.6	58.3	↓ -0.4	1.3	↑ 1.6	0.7	15.6	↓ -0.9	2,457	↑ 7.5
767	26	2	Slovenian Academy of Sciences and Arts	GO	SVN	EE	4,308	↑ 6.6	54.9	↑ 2.0	54.6	↓ 0.0	1.2	↑ 4.3	0.8	13.7	↑ 3.1	2,159	↑ 5.9
768	278	9	Interuniversity Microelectronics Center	PR	BEL	WE	4,304	↑ 1.4	52.0	↑ 2.4	46.5	↑ 0.8	1.9	↑ 6.6	0.9	20.5	↑ 6.7	2,428	↓ -0.5
769	279	6	University of Crete	HE	GRC	WE	4,293	↑ 4.2	50.6	↑ 5.4	63.7	↓ -0.6	1.3	↑ 2.3	0.6	16.6	↑ 4.3	2,005	↑ 0.6
770	173	72	China Medical University, Shenyang	HE	CHN	AS	4,287	↑ 12.1	15.7	↑ 4.5	26.7	↑ 8.6	0.4	↑ 15.8	0.9	3.5	↑ 21.0	3,386	↑ 12.1
771	174	41	Tokyo Metropolitan University	HE	JPN	AS	4,286	↑ 1.1	24.1	↑ 0.5	44.5	↓ -6.5	1.3	↑ 1.6	0.7	9.4	↓ -6.9	2,115	↑ 3.2
772	280	43	Museum National d'Histoire Naturelle	GO	FRA	WE	4,278	↑ 7.8	61.6	↑ 4.2	60.0	↑ 0.6	1.3	↑ 7.6	0.9	14.5	↑ 6.9	1,916	↑ 3.2
773	27	4	Eotvos Lorand University	HE	HUN	EE	4,275	↑ 3.7	47.8	↑ 1.5	50.5	↓ -0.9	1.0	↓ -2.9	0.7	10.1	↓ -0.7	2,280	↑ 2.5
774	281	33	Universita degli Studi di Salerno	HE	ITA	WE	4,259	↑ 6.4	34.4	↑ 0.5	46.5	↓ -2.3	1.2	↑ 2.6	0.7	12.8	↑ 0.5	2,669	↑ 6.2
775	28	5	University of Szeged	HE	HUN	EE	4,259	↑ 0.2	42.7	↑ 0.6	51.1	↓ -3.4	0.9	↑ 2.2	0.6	8.6	↓ -1.8	2,583	↓ -1.6
776	282	13	Universitätsspital Basel	HL	CHE	WE	4,257	↑ 6.0	46.1	↑ 4.2	67.2	↑ 0.4	1.9	↑ 1.6	0.8	20.3	↑ 0.9	2,409	↑ 2.9
777	283	50	The Open University	HE	GBR	WE	4,255	↑ 8.0	40.5	↑ 6.4	54.9	↓ -0.3	1.5	→ 0.0	0.7	17.3	↓ -5.1	2,482	↑ 5.9
778	212	28	Memorial University of Newfoundland	HE	CAN	NA	4,253	↑ 4.4	36.7	↑ 1.9	49.9	↓ -2.8	1.2	↑ 0.8	0.5	13.4	↓ -1.8	2,660	↑ 4.6
779	213	185	University of Wisconsin, Milwaukee	HE	USA	NA	4,239	↑ 6.3	26.0	↑ 2.1	52.4	↓ -0.1	1.4	↑ 0.7	0.6	15.9	↓ -4.1	2,697	↑ 5.4
780	175	21	Gyeongsang National University	HE	KOR	AS	4,232	↑ 11.5	30.3	↑ 0.5	43.1	↓ -0.7	1.0	↑ 2.1	0.7	11.0	↓ -1.9	2,488	↑ 11.9
781	23	7	University of Haifa	HE	ISR	ME	4,231	↑ 6.9	36.4	↑ 5.4	49.6	↓ -1.0	1.1	↓ -1.8	0.7	12.3	↓ -7.7	2,698	↑ 5.4
782	284	44	Centre Hospitalier Universitaire de Toulouse	HL	FRA	WE	4,229	↑ 3.5	25.7	↑ 0.8	51.9	↓ -1.0	1.6	↑ 7.4	0.8	16.7	↑ 3.3	2,228	↑ 1.6
783	214	29	Ecole Polytechnique de Montreal	HE	CAN	NA	4,224	↑ 3.4	30.5	↑ 0.9	43.8	↑ 1.6	1.3	↓ -1.6	0.8	14.9	↓ -1.6	2,895	↑ 2.3
784	176	73	Chinese Academy of Agricultural Sciences	GO	CHN	AS	4,212	↑ 25.1	23.3	↓ -7.4	38.4	↑ 1.1	0.8	→ 0.0	0.9	8.5	↓ -3.2	2,439	↑ 28.0
785	177	74	Southern Medical University	HE	CHN	AS	4,206	↑ 6.8	10.4	↑ 21.9	18.4	↑ 24.6	0.4	↑ 11.4	0.9	3.6	↑ 19.0	3,279	↑ 2.9
786	178	22	Chungbuk National University	HE	KOR	AS	4,205	↑ 7.4	23.6	↓ -5.6	37.4	↓ -6.1	0.8	↓ -1.3	0.7	6.6	↓ -7.4	2,415	↑ 8.8
787	215	186	University of Arkansas, Medical Sciences	HE	USA	NA	4,203	↓ -0.5	18.7	↓ -1.7	72.7	↓ -0.8	1.5	↑ 2.0	0.7	17.8	↓ -1.4	2,336	↓ -0.9
788	285	34	Universita della Calabria	HE	ITA	WE	4,189	↑ 10.1	30.6	↑ 4.5	49.6	↓ -0.8	1.1	↑ 0.9	0.6	12.1	↓ -1.1	2,822	↑ 9.2
789	179	75	Nanjing Medical University	HE	CHN	AS	4,182	↑ 18.9	18.5	↑ 1.4	39.9	↑ 3.7	0.7	↑ 10.0	0.8	6.3	↑ 17.0	3,061	↑ 16.5
790	29	7	Adam Mickiewicz University	HE	POL	EE	4,181	↑ 4.7	35.0	↓ -1.7	39.4	↓ -0.1	0.7	↓ -1.5	0.7	4.7	↓ -5.5	2,817	↑ 5.6
791	28	16	Universidade do Estado do Rio de Janeiro	HE	BRA	LA	4,168	↑ 11.8	23.1	↑ 0.5	34.2	↓ -3.5	0.9	↑ 3.6	0.7	7.2	↑ 3.7	2,188	↑ 9.8
792	30	2	Comenius University in Bratislava	HE	SVK	EE	4,164	↑ 5.4	46.8	↑ 3.4	33.7	↑ 3.7	0.8	↑ 5.0	0.6	7.6	↑ 14.4	2,250	↑ 3.1
793	286	8	Tampere University of Technology	HE	FIN	WE	4,162	↑ 8.0	33.1	↑ 6.1	32.2	↓ -0.6	1.2	↑ 6.4	0.8	13.5	↑ 5.8	2,836	↑ 7.1
794	287	50	Universität Bayreuth	HE	DEU	WE	4,160	↑ 6.4	46.8	↓ -2.5	66.0	↓ -1.8	1.3	→ 0.0	0.7	17.0	↓ -0.7	2,417	↑ 6.2

WR/RR/CR World/Region/Country Rank

AF Africa AS Asia EE Eastern Europe LA Latin America ME Middle East NA Northern America OC Oceania WE Western Europe

GO Government HE Higher Education HL Health PR Private OT Others

WR	RR	CR	Organization	Sector	Country	Region	Output	O-VR(%)	IC(%)	IC-VR(%)	Q1(%)	Q1-VR(%)	NI	NI-VR(%)	Spec	Exc(%)	Exc-VR(%)	Leadership	Leadership-VR(%)
795	216	187	Dartmouth College	HE	USA	NA	4,159	↑ 1.9	24.7	↑ 8.5	63.7	↓ -1.5	● 1.9	↓ -1.1	0.6	22.3	↓ -5.1	2,347	↑ 1.4
796	180	76	Nanjing Agricultural University	HE	CHN	AS	4,154	↑ 16.6	13.9	↓ -6.1	33.5	↑ 3.7	● 0.8	↑ 4.2	0.8	7.4	↑ 0.9	3,212	↑ 16.6
797	288	4	National University of Ireland, Galway	HE	IRL	WE	4,147	↑ 14.7	50.7	↑ 0.7	50.1	↑ 3.4	● 1.4	↑ 5.4	0.5	15.6	↑ 5.2	2,422	↑ 13.2
798	289	51	Universität Potsdam	HE	DEU	WE	4,138	↑ 7.1	46.8	↑ 0.1	56.6	↓ -1.3	● 1.5	↓ -0.7	0.7	17.8	↓ -1.1	2,263	↑ 6.3
799	181	23	Chung-Ang University	HE	KOR	AS	4,136	↑ 14.7	18.6	↓ -6.3	39.9	↑ 1.3	● 0.8	↓ -2.6	0.6	7.2	↓ -5.5	2,442	↑ 14.5
800	182	24	Ajou University	HE	KOR	AS	4,129	↑ 10.1	19.1	↓ -1.8	47.3	↓ -1.1	● 0.9	→ 0.0	0.6	10.8	↑ 1.0	2,516	↑ 10.7
801	290	35	Università degli Studi di Brescia	HE	ITA	WE	4,118	↑ 8.4	30.9	↑ 4.0	57.5	↓ -2.6	● 1.5	→ 0.0	0.6	17.4	↓ -2.6	2,168	↑ 10.7
802	217	188	University of Tennessee Health Science Center	HL	USA	NA	4,114	↓ -0.5	19.6	↑ 2.1	72.6	↓ -1.6	● 1.6	↑ 1.3	0.7	18.1	↓ -1.1	2,087	↓ -2.2
803	183	77	Nanchang University	HE	CHN	AS	4,104	↑ 24.3	9.0	↑ 1.5	17.9	↓ -2.7	● 0.6	↑ 1.8	0.7	5.5	↑ 1.3	3,115	↑ 26.5
804	184	25	Ewha Womens University	HE	KOR	AS	4,100	↑ 9.6	27.6	↑ 4.7	53.0	↓ -0.4	● 1.1	↑ 5.6	0.6	12.7	↑ 6.5	2,153	↑ 7.3
805	185	15	China Medical University, Taichung	HE	TWN	AS	4,094	↑ 22.8	16.3	↑ 17.0	57.0	↑ 0.4	● 1.1	↑ 4.0	0.7	11.1	↑ 2.3	1,951	↑ 17.1
806	291	51	Nottingham University Hospitals NHS Trust	HL	GBR	WE	4,094	↑ 0.8	24.9	↑ 1.5	67.5	↓ -1.0	● 1.7	↓ -3.4	0.8	17.8	↑ 4.2	2,508	↓ -1.6
807	186	26	Gwangju Institute of Science and Technology	HE	KOR	AS	4,069	↑ 5.6	31.9	↑ 5.5	53.9	↓ -1.0	● 1.2	↑ 0.8	0.8	14.6	↑ 0.4	2,651	↑ 5.2
808	292	21	Universidad de Salamanca	HE	ESP	WE	4,059	↑ 7.8	36.0	↑ 1.1	54.3	↓ -1.1	● 1.0	→ 0.0	0.5	10.9	↑ 2.4	2,375	↑ 6.4
809	293	9	University of Jyväskylä	HE	FIN	WE	4,058	↑ 7.4	46.9	↑ 3.0	54.9	↓ -1.1	● 1.3	↑ 1.5	0.7	15.8	↑ 2.7	2,214	↑ 5.5
810	187	42	University of Toyama	HE	JPN	AS	4,056	↑ 1.5	22.5	↑ 5.8	53.0	↓ -3.4	● 0.9	↑ 1.1	0.7	9.7	↓ -1.2	2,592	↓ -0.8
811	294	36	Istituto Superiore di Sanita	HL	ITA	WE	4,046	↑ 0.4	35.5	↑ 1.2	63.7	↓ -0.8	● 1.4	↓ -1.5	0.8	16.0	↑ 1.1	2,152	↑ 1.5
812	295	45	Institut National Polytechnique de Lorraine	HE	FRA	WE	4,038	↑ 8.1	39.0	↑ 3.3	44.0	↓ -0.7	● 1.1	↓ -6.1	0.8	11.3	↓ -10.2	2,361	↑ 5.3
813	296	46	Centre de Cooperation Internationale en Recherche Agronomique pour le Developpement	GO	FRA	WE	4,032	↑ 14.5	66.3	↑ 0.2	64.9	↑ 0.1	● 1.3	↓ -0.8	0.9	16.3	↑ 1.5	1,873	↑ 15.2
814	188	43	Ehime University	HE	JPN	AS	4,032	↑ 4.1	23.9	↑ 6.5	55.9	↓ -1.2	● 1.0	↑ 2.1	0.7	9.3	↓ -2.6	2,350	↑ 0.9
815	189	78	Jinan University	HE	CHN	AS	4,010	↑ 13.6	15.3	↑ 7.8	23.3	↑ 6.0	● 0.6	↑ 11.3	0.7	5.5	↑ 5.6	2,664	↑ 11.6
816	218	30	Sunnybrook Health Sciences Centre	HL	CAN	NA	3,998	↑ 5.0	29.4	↑ 4.9	69.3	↓ -0.6	● 2.2	↓ -0.9	0.8	20.6	↓ -3.1	2,056	↑ 4.2
817	297	22	Universidad de Malaga	HE	ESP	WE	3,984	↑ 7.4	28.3	↑ 3.8	42.0	↑ 0.4	● 1.1	↑ 1.0	0.6	12.1	↓ -0.6	2,676	↑ 5.8
818	190	79	Center for Disease Control and Prevention China	HL	CHN	AS	3,983	↑ 15.8	30.9	↑ 5.0	45.8	↑ 5.4	● 0.9	↑ 5.7	0.9	10.4	↑ 0.5	2,026	↑ 9.6
819	298	52	Ernst-Moritz-Arndt-Universität Greifswald	HE	DEU	WE	3,980	↑ 4.0	33.7	↑ 5.3	56.9	↑ 3.2	● 1.3	↑ 7.6	0.6	14.1	↑ 7.8	2,123	↑ 1.8
820	299	52	Heriot-Watt University	HE	GBR	WE	3,977	↑ 5.3	43.0	↑ 6.5	45.6	↓ -2.0	● 1.3	↑ 6.6	0.7	15.9	↑ 5.6	2,418	↑ 2.2
821	191	44	Yamaguchi University	HE	JPN	AS	3,977	↓ -1.8	17.6	↑ 3.8	43.6	↓ -2.5	● 0.8	→ 0.0	0.6	6.4	↓ -4.0	2,528	↓ -3.8
822	219	189	University of Nevada-Las Vegas	HE	USA	NA	3,973	↑ 2.7	26.4	↑ 3.4	50.0	↑ 2.7	● 1.0	↑ 1.0	0.6	12.0	↓ -2.4	2,446	↑ 1.4
823	300	37	Fondazione IRCCS San Raffaele del Monte Tabor	HL	ITA	WE	3,962	↑ 2.9	35.3	↑ 2.4	75.1	↓ -0.5	● 2.1	↑ 1.0	0.8	22.4	↑ 2.4	1,985	↑ 0.8
824	220	190	Missouri University of Science & Technology	HE	USA	NA	3,961	↑ 2.5	26.1	↑ 5.4	37.2	↓ -2.5	● 1.2	↓ -3.9	0.7	14.3	↓ -7.0	2,653	↑ 2.5
825	31	1	University of Tartu	HE	EST	EE	3,945	↑ 10.9	47.2	↑ 1.1	52.3	↑ 0.4	● 1.3	↑ 4.0	0.6	14.5	↑ 6.2	2,539	↑ 10.2
826	301	23	Universidad de Valladolid	HE	ESP	WE	3,942	↑ 5.7	32.0	↓ -0.5	47.1	↓ -1.9	● 0.9	↑ 1.1	0.6	10.2	↑ 0.3	2,513	↑ 4.7
827	302	47	Universite Blaise Pascal, Clermont-Ferrand II	HE	FRA	WE	3,936	↑ 8.6	53.4	↑ 2.7	55.9	↑ 0.1	● 1.4	↑ 1.4	0.7	17.1	↑ 4.2	1,916	↑ 4.8
828	29	17	Universidade Federal do Ceara	HE	BRA	LA	3,918	↑ 15.5	23.6	↓ -1.5	32.4	↓ -9.6	● 0.7	↓ -3.9	0.7	6.5	↓ -8.1	2,343	↑ 15.1

WR/RR/CR World/Region/Country Rank

AF Africa AS Asia EE Eastern Europe LA Latin America ME Middle East NA Northern America OC Oceania WE Western Europe

GO Government HE Higher Education HL Health PR Private OT Others

WR	RR	CR	Organization	Sector	Country	Region	Output	O-VR(%)	IC(%)	IC-VR(%)	Q1(%)	Q1-VR(%)	NI	NI-VR(%)	Spec	Exc(%)	Exc-VR(%)	Leadership	Leadership-VR(%)
829	303	24	Universidad Carlos III de Madrid	HE	ESP	WE	3,916	↑ 11.9	33.9	↑ 9.4	38.9	↓ -2.3	1.0	↓ -1.9	0.8	11.7	↓ -1.3	2,612	↑ 11.6
830	221	191	University of Wyoming	HE	USA	NA	3,906	↑ 6.5	25.8	↑ 8.4	58.2	↑ 2.2	1.4	↑ 0.7	0.6	16.7	↓ -0.3	2,201	↑ 4.3
831	304	48	Universite de Caen Basse-Normandie	HE	FRA	WE	3,905	↑ 8.8	41.4	↑ 0.8	52.1	↓ -0.7	1.1	→ 0.0	0.6	11.1	↑ 2.4	2,108	↑ 6.7
832	305	10	European Commission - Joint Research Centre	GO	BEL	WE	3,902	↑ 4.7	64.9	↓ -0.3	55.7	↓ -1.8	1.4	↑ 3.0	0.8	16.4	↓ -0.7	2,021	↑ 4.4
833	306	13	Sahlgrenska University Hospital	HL	SWE	WE	3,900	↓ -3.8	39.9	↑ 3.1	68.5	↓ -0.9	2.1	↓ -5.5	0.8	20.6	↓ -5.4	1,884	↓ -7.5
834	307	5	University of Tromso	HE	NOR	WE	3,898	↑ 10.9	49.0	↑ 1.9	64.5	↓ -0.1	1.4	↑ 1.4	0.6	16.8	↓ -1.9	1,865	↑ 8.3
835	192	80	Taiyuan University of Technology	HE	CHN	AS	3,897	↑ 24.8	5.1	↓ -5.4	10.9	↓ -2.6	0.5	↑ 4.3	0.8	3.6	↑ 19.4	2,931	↑ 28.3
836	193	81	Fuzhou University	HE	CHN	AS	3,894	↑ 12.5	11.8	↑ 2.3	28.5	↑ 5.3	0.9	↑ 4.7	0.8	11.5	↑ 2.8	3,013	↑ 11.9
837	308	38	Universita Politecnica delle Marche	HE	ITA	WE	3,885	↑ 4.5	31.0	↑ 2.5	53.0	↓ -1.0	1.2	↑ 3.4	0.7	13.8	↑ 2.8	2,300	↑ 5.1
838	194	45	Nagoya Institute of Technology	HE	JPN	AS	3,884	↑ 0.1	16.3	↑ 5.4	33.1	↓ -7.0	0.8	↓ -2.6	0.8	6.3	↓ -4.1	2,739	↓ -0.6
839	30	18	Universidade Federal Fluminense	HE	BRA	LA	3,873	↑ 15.3	23.1	↓ -0.2	32.0	↓ -7.3	0.7	↓ -4.3	0.6	5.9	↓ -5.0	2,106	↑ 16.4
840	309	53	University of Ulster	HE	GBR	WE	3,873	↑ 6.1	39.3	↑ 0.5	44.3	↓ -4.9	1.1	↓ -1.8	0.6	13.7	↓ -0.9	2,497	↑ 4.0
841	195	46	Kagoshima University	HE	JPN	AS	3,867	↑ 0.4	22.6	↑ 2.2	46.5	↓ -2.3	0.8	→ 0.0	0.6	6.4	↓ -2.9	2,251	↓ -0.4
842	222	192	Loyola University Chicago	HE	USA	NA	3,863	↑ 1.1	16.0	↑ 2.2	64.6	↓ -0.8	1.6	↑ 6.9	0.7	16.7	↓ -0.5	2,189	↑ 0.9
843	223	193	Georgia Health Sciences University	HE	USA	NA	3,860	↑ 1.0	28.8	↑ 5.8	72.9	↓ -0.6	1.6	↑ 1.9	0.8	19.4	↓ -0.1	2,222	↑ 0.1
844	310	7	Medizinische Universität Graz	HE	AUT	WE	3,859	↑ 8.6	44.6	↑ 5.3	60.2	↓ -1.3	1.5	↑ 5.0	0.8	17.2	↑ 3.9	2,373	↑ 7.1
845	311	8	Osterreichische Akademie der Wissenschaften	GO	AUT	WE	3,854	↑ 5.9	69.1	↑ 1.6	70.4	↑ 1.0	1.8	↑ 5.8	0.8	23.6	↑ 3.6	1,479	↑ 5.6
846	312	49	Universite de Savoie	HE	FRA	WE	3,854	↑ 8.4	57.0	↓ -0.3	59.7	↓ -0.3	1.8	↓ -1.6	0.7	21.7	↑ 1.0	1,855	↑ 7.0
847	196	82	Nanjing Normal University	HE	CHN	AS	3,852	↑ 12.2	14.1	↓ -4.7	30.6	↓ -2.0	0.7	↓ -2.7	0.7	7.5	↑ 2.8	2,508	↑ 14.9
848	313	54	Cranfield University	HE	GBR	WE	3,851	↑ 4.2	35.2	↑ 3.6	47.8	↓ -0.5	1.3	↓ -2.3	0.7	16.6	↓ -6.2	2,505	↑ 3.0
849	224	194	University of Toledo	HE	USA	NA	3,839	↑ 5.8	19.0	↑ 11.7	53.2	↓ -0.8	1.1	↑ 1.9	0.5	12.5	↓ -1.2	2,419	↑ 4.1
850	197	16	Kaohsiung Medical University	HE	TWN	AS	3,836	↑ 10.2	12.4	↑ 2.1	56.8	↓ -1.9	0.9	→ 0.0	0.7	8.4	↓ -1.4	1,927	↑ 6.8
851	32	8	Medical University of Lodz	HE	POL	EE	3,830	↑ 4.5	14.2	↑ 4.6	19.6	↑ 1.4	0.6	↑ 12.7	0.8	4.9	↑ 5.7	2,769	↑ 3.1
852	314	53	Helmholtz Zentrum Munchen Forschungszentrum fur Umwelt und Gesundheit	GO	DEU	WE	3,812	↑ 0.3	51.3	↑ 4.4	78.0	↑ 1.8	2.0	↑ 8.2	0.8	24.9	↑ 4.8	1,523	↓ -1.2
853	315	39	Universita degli Studi dell Aquila	HE	ITA	WE	3,812	↑ 2.7	36.5	↑ 7.2	51.8	↑ 1.3	1.3	↑ 11.3	0.8	14.2	↑ 6.0	1,867	↓ -0.8
854	225	195	Lehigh University	HE	USA	NA	3,811	↑ 2.9	22.6	↑ 7.8	50.4	↓ -1.4	1.4	↓ -2.1	0.6	16.5	↓ -4.9	2,548	↑ 2.2
855	316	55	The University of Kent	HE	GBR	WE	3,797	↑ 9.5	40.1	↑ 2.8	49.8	↓ -2.6	1.2	↓ -0.8	0.6	14.4	↓ -2.2	2,277	↑ 10.7
856	198	14	Indian Institute of Technology, Roorkee	HE	IND	AS	3,795	↑ 12.2	18.0	↑ 1.0	39.4	↓ -2.5	1.0	↓ -4.8	0.7	13.0	↓ -5.9	2,701	↑ 12.1
857	317	25	Universitat Rovira i Virgili	HE	ESP	WE	3,793	↑ 10.5	38.7	↑ 2.2	54.2	↑ 0.4	1.4	↓ -0.7	0.6	17.7	↓ -3.1	2,403	↑ 11.4
858	318	50	Universite de Lyon - Pole de Recherche et d'Enseignement Superieur	GO	FRA	WE	3,791	↑ 62.8	39.6	↑ 0.6	60.8	↑ 3.4	1.3	↑ 9.0	0.5	15.3	↑ 6.6	1,918	↑ 69.4
859	199	15	Anna University	HE	IND	AS	3,786	↑ 16.1	15.0	↓ -9.2	27.6	↓ -9.9	0.7	↓ -9.0	0.8	8.6	↓ -11.3	2,527	↑ 15.1
860	226	196	University of Nebraska Medical Center	HE	USA	NA	3,782	↑ 1.6	22.0	↑ 1.6	73.7	↑ 0.8	1.6	↑ 2.5	0.7	18.8	↑ 0.9	2,024	↑ 4.8
861	24	8	Dokuz Eylul University	HE	TUR	ME	3,777	↑ 4.7	12.0	↑ 1.9	35.0	↓ -10.0	0.8	↓ -2.5	0.6	7.7	↓ -7.3	2,790	↑ 4.1
862	319	51	Universite de Franche-Comte	HE	FRA	WE	3,765	↑ 10.6	41.2	↑ 3.5	48.5	↓ -2.4	1.1	↓ -1.8	0.6	10.7	↓ -4.4	2,209	↑ 6.3
863	33	9	Nicolaus Copernicus University	HE	POL	EE	3,757	↑ 6.1	29.7	↑ 5.8	34.5	↑ 5.4	0.7	↑ 4.8	0.7	5.2	↑ 10.4	2,548	↑ 4.6
864	227	197	Ohio University	HE	USA	NA	3,756	↑ 1.3	28.1	↑ 3.4	51.4	↓ 0.0	1.2	↑ 2.6	0.6	13.5	↓ -2.5	2,296	↑ 0.8

WR/RR/CR World/Region/Country Rank

AF Africa AS Asia EE Eastern Europe LA Latin America ME Middle East NA Northern America OC Oceania WE Western Europe

GO Government HE Higher Education HL Health PR Private OT Others

WR	RR	CR	Organization	Sector	Country	Region	Output	O-VR(%)	IC(%)	IC-VR(%)	Q1(%)	Q1-VR(%)	NI	NI-VR(%)	Spec	Exc(%)	Exc-VR(%)	Leadership	Leadership-VR(%)
865	320	14	University Hospital of Bern	HL	CHE	WE	3,753	↑ 2.3	44.8	↑ 3.3	71.5	↑ 1.6	1.7	↓ -7.0	0.8	17.7	↑ 0.9	2,057	↑ 0.3
866	31	19	Universidade Federal de Santa Maria	HE	BRA	LA	3,742	↑ 16.8	13.8	↓ -5.6	22.2	↓ -10.3	0.7	↓ -5.6	0.8	5.6	↓ -10.8	2,568	↑ 17.5
867	25	9	Gulhane Military Medical Academy	HL	TUR	ME	3,733	↑ 0.9	7.0	↑ 1.3	29.1	↓ -7.5	0.5	→ 0.0	0.8	3.6	↓ -2.7	2,788	↓ -0.7
868	200	17	Taipei Veterans General Hospital	HL	TWN	AS	3,731	↑ 4.5	12.2	↑ 9.2	58.5	↓ -1.0	1.0	↑ 7.5	0.8	9.6	↑ 9.7	2,037	↑ 0.7
869	34	2	Romanian Academy	GO	ROU	EE	3,727	↑ 12.8	38.0	↓ -8.7	27.5	↓ -1.7	0.7	↑ 2.9	0.8	6.1	↑ 4.5	2,025	↑ 12.3
870	321	56	London School of Economics and Political Science	HE	GBR	WE	3,720	↑ 7.5	33.9	↑ 4.6	57.2	↓ -3.9	1.6	↑ 2.6	0.8	18.0	↓ -3.7	2,579	↑ 6.1
871	322	26	Universitat d'Alacant	HE	ESP	WE	3,719	↑ 8.5	31.6	↑ 3.3	48.0	↓ 0.0	1.1	→ 0.0	0.6	13.6	↓ -2.4	2,466	↑ 7.5
872	35	6	University of Debrecen	HE	HUN	EE	3,712	↑ 0.6	42.7	↑ 1.8	46.7	↓ -2.7	1.0	↑ 9.0	0.6	9.4	↑ 10.4	2,225	↓ -2.0
873	32	6	Universidad Autonoma Metropolitana	HE	MEX	LA	3,702	↑ 5.0	26.6	↑ 2.6	36.2	↓ -5.3	0.7	→ 0.0	0.6	6.3	↑ 0.6	2,073	↑ 4.1
874	228	198	The Rockefeller University	HE	USA	NA	3,701	↑ 0.1	44.5	↑ 2.4	88.7	↑ 0.2	2.4	↑ 1.3	0.8	33.3	↑ 2.6	1,673	↓ -2.7
875	323	40	Universita degli Studi di Udine	HE	ITA	WE	3,698	↑ 4.5	34.3	↑ 7.6	51.1	↑ 0.0	1.5	↑ 8.0	0.6	16.2	↑ 2.9	2,026	↑ 2.9
876	229	31	Ryerson University	HE	CAN	NA	3,690	↑ 18.3	28.6	↑ 7.6	35.9	↓ -1.8	1.1	↑ 3.7	0.6	12.5	↑ 2.0	2,402	↑ 17.6
877	230	199	University of Connecticut Health Center	HE	USA	NA	3,685	↑ 0.6	19.5	↓ -0.9	75.0	↓ -0.1	1.8	↓ -3.3	0.7	21.5	↓ -0.1	1,980	↑ 0.6
878	231	32	University of New Brunswick	HE	CAN	NA	3,677	↑ 0.4	37.7	↑ 2.7	40.0	↓ -0.4	1.0	↓ -3.0	0.6	9.6	↓ -8.4	2,256	↓ -0.4
879	201	83	The General Hospital of the People's Liberation Army	HL	CHN	AS	3,676	↑ 6.6	10.1	↑ 9.4	23.6	↑ 23.0	0.5	↑ 27.5	0.9	3.3	↑ 31.7	2,685	↑ 2.2
880	26	10	Selcuk University	HE	TUR	ME	3,672	↑ 17.0	7.3	↓ -6.1	28.1	↓ -4.8	0.7	↓ -8.8	0.7	7.4	↓ -12.6	2,736	↑ 18.0
881	232	200	University of North Carolina, Charlotte	HE	USA	NA	3,671	↑ 10.4	18.6	↑ 4.0	43.6	↓ -2.9	1.1	↑ 1.9	0.6	12.6	↓ -3.1	2,515	↑ 9.5
882	27	2	Ain Shams University	HE	EGY	ME	3,670	↑ 14.7	30.8	↓ -0.5	32.9	↓ -3.9	0.7	↓ -1.4	0.6	7.2	↑ 1.1	2,102	↑ 16.1
883	202	84	South China Normal University	HE	CHN	AS	3,667	↑ 20.6	18.2	↑ 10.4	33.4	↑ 7.9	0.8	↑ 6.9	0.8	8.8	↑ 7.9	2,655	↑ 21.8
884	203	47	University of Electro-Communications	HE	JPN	AS	3,666	↑ 1.7	25.6	↑ 3.5	30.1	↓ -2.3	0.9	↑ 1.1	0.8	9.0	↑ 1.5	2,346	↑ 1.5
885	204	27	Kangwon National University	HE	KOR	AS	3,660	↑ 17.0	23.2	↓ -6.2	41.3	↓ -1.8	0.8	↑ 6.5	0.6	7.6	↑ 5.3	2,020	↑ 18.0
886	36	1	National Academy of Sciences of Belarus	GO	BLR	EE	3,658	↓ -3.8	44.2	↓ -0.5	18.8	↓ -4.1	0.4	→ 0.0	0.8	3.5	↓ -2.2	2,474	↓ -4.8
887	205	28	Korea Atomic Energy Research Institute	GO	KOR	AS	3,647	↑ 5.2	17.2	↓ -3.3	33.7	↑ 0.5	0.7	↓ -3.9	0.9	5.7	↓ -13.3	2,453	↑ 4.4
888	324	11	Ghent University Hospital	HL	BEL	WE	3,639	↑ 1.4	40.3	↑ 5.5	66.1	↑ 2.4	1.9	↑ 1.6	0.8	21.0	↑ 5.5	1,946	↓ -1.5
889	206	48	National Institute of Information and Communications Technology	GO	JPN	AS	3,638	↑ 3.0	23.8	↑ 3.2	28.9	↓ -5.4	1.1	↑ 7.0	0.9	10.8	↑ 5.0	1,980	↑ 2.0
890	207	49	Kyushu Institute of Technology	HE	JPN	AS	3,630	↑ 1.5	17.6	↑ 2.5	25.0	↓ -8.6	0.7	↓ -7.5	0.8	6.1	↓ -15.4	2,381	↑ 1.4
891	325	41	Universita degli Studi Roma Tre	HE	ITA	WE	3,629	↑ 5.3	43.3	↓ -1.6	48.7	↓ -4.2	1.2	→ 0.0	0.7	13.1	↓ -0.3	1,939	↑ 7.2
892	208	50	Juntendo University	HE	JPN	AS	3,625	↑ 3.9	18.7	↑ 3.4	52.4	↓ -0.6	1.1	↑ 1.8	0.8	12.5	↑ 2.6	2,058	↑ 3.6
893	233	201	University of Alabama, Tuscaloosa	HE	USA	NA	3,625	↑ 5.6	23.7	↑ 11.2	52.4	↓ -0.6	1.3	↓ -1.5	0.6	14.8	↓ -5.3	2,244	↑ 3.8
894	28	11	Ataturk University	HE	TUR	ME	3,624	↑ 8.4	8.8	↑ 1.2	28.5	↓ -11.0	0.8	↓ -3.8	0.7	8.0	↓ -4.4	2,732	↑ 7.1
895	326	42	Agenzia Nazionale per le nuove Tecnologie, l'Energia e lo Sviluppo Economico Sostenibile	GO	ITA	WE	3,621	↑ 0.9	46.2	↓ -0.3	57.9	↓ -1.4	1.2	↑ 3.3	0.8	12.2	↓ -0.2	1,769	→ 0.0
896	327	27	Hospital Universitari Vall d'Hebron	HL	ESP	WE	3,610	↑ 5.3	24.5	↑ 3.7	51.8	↓ -2.8	1.7	↑ 1.8	0.8	15.5	↓ -1.7	2,005	↑ 2.2
897	209	85	Northeast Normal University	HE	CHN	AS	3,603	↑ 9.6	11.7	↓ -1.4	36.1	↑ 0.6	1.1	↓ -2.8	0.8	13.7	↓ -9.5	2,582	↑ 10.3
898	328	28	Universidad de Alcala	HE	ESP	WE	3,602	↑ 6.6	26.8	↑ 8.7	48.1	↑ 0.6	0.9	↑ 3.3	0.5	9.7	↑ 4.4	2,235	↑ 5.8
899	29	3	National Research Centre	GO	EGY	ME	3,594	↑ 16.0	25.0	↑ 11.9	28.4	↑ 0.6	0.7	↑ 4.8	0.8	7.0	↓ -1.1	2,638	↑ 13.0

WR/RR/CR World/Region/Country Rank

AF Africa AS Asia EE Eastern Europe LA Latin America ME Middle East NA Northern America OC Oceania WE Western Europe

GO Government HE Higher Education HL Health PR Private OT Others

WR	RR	CR	Organization	Sector	Country	Region	Output	O-VR(%)	IC(%)	IC-VR(%)	Q1(%)	Q1-VR(%)	NI	NI-VR(%)	Spec	Exc(%)	Exc-VR(%)	Leadership	Leadership-VR(%)
900	210	86	China Pharmaceutical University	HE	CHN	AS	3,592	↑ 10.2	9.0	↑ 1.1	29.1	↑ 6.0	0.6	↑ 5.5	0.9	4.8	↑ 5.0	2,777	↑ 9.6
901	211	5	University of Technology Malaysia	HE	MYS	AS	3,585	↑ 47.5	27.1	↑ 7.0	15.3	↓ -10.6	0.8	↓ -4.7	0.7	9.6	↓ -3.0	2,541	↑ 47.0
902	329	29	Universidad de Cantabria	HE	ESP	WE	3,583	↑ 10.6	39.6	↑ 3.0	54.0	↑ 1.6	1.3	↑ 3.2	0.6	14.6	↑ 4.3	2,093	↑ 10.9
903	234	202	University of New Hampshire	HE	USA	NA	3,580	↓ -0.4	32.5	↓ -1.5	61.5	↓ -0.5	1.5	→ 0.0	0.8	19.2	↓ -4.0	1,847	↑ 0.4
904	330	52	European Synchrotron Radiation Facility	GO	FRA	WE	3,563	↑ 2.4	82.6	↑ 0.8	76.8	↓ -2.4	1.5	↓ -0.7	0.9	18.5	↑ 2.0	712	↓ -0.3
905	331	57	Royal Free Hampstead NHS Trust	HL	GBR	WE	3,561	↓ -9.5	34.9	↑ 1.7	69.4	↓ -1.7	2.0	↑ 1.5	0.8	21.1	↑ 0.8	1,895	↓ -11.8
906	30	12	Erciyes University	HE	TUR	ME	3,560	↑ 10.1	12.3	↑ 6.3	30.0	↓ -3.8	0.9	↓ -3.3	0.7	9.6	↓ -4.7	2,667	↑ 8.1
907	212	87	Dalian Maritime University	HE	CHN	AS	3,559	↑ 21.9	8.5	↓ -6.6	10.6	↓ -7.4	0.5	↑ 8.9	0.9	5.1	↑ 6.5	2,725	↑ 22.7
908	332	10	VTT Technical Research Centre of Finland	OT	FIN	WE	3,555	↑ 3.0	35.9	↑ 2.5	39.5	↓ -1.0	1.2	↑ 3.4	0.7	14.2	↑ 1.7	2,020	↑ 1.3
909	333	16	Royal Netherlands Academy of Arts and Sciences	GO	NLD	WE	3,552	↑ 6.7	56.1	↑ 1.5	78.9	↑ 0.3	2.0	↓ -1.5	0.8	27.3	↓ -2.2	1,336	↑ 2.7
910	31	8	Hadassah Medical Center	HL	ISR	ME	3,543	↓ -1.4	34.5	↑ 0.8	72.2	↓ -1.4	1.4	↓ -1.4	0.8	14.7	↑ 0.1	2,040	↓ -2.8
911	334	54	Universitat Konstanz	HE	DEU	WE	3,539	↑ 3.8	47.7	↓ -0.2	64.4	↓ -0.3	1.4	→ 0.0	0.7	18.6	↓ -1.8	2,153	↑ 4.8
912	213	18	National Chung Cheng University	HE	TWN	AS	3,536	↑ 3.3	14.3	↑ 4.2	41.2	↑ 1.0	1.0	↓ -2.9	0.7	12.3	↓ -6.4	2,226	↑ 1.6
913	214	88	Xi'an University of Technology	HE	CHN	AS	3,536	↑ 16.7	4.3	↑ 5.1	6.7	↑ 3.1	0.4	↑ 10.8	0.9	2.3	↑ 7.4	2,709	↑ 17.9
914	235	203	University of North Texas	HE	USA	NA	3,534	↑ 8.4	25.6	↑ 4.7	47.5	↓ -3.6	1.2	↓ -0.8	0.7	14.5	↓ -1.2	2,116	↑ 7.5
915	215	89	Hebei University of Technology	HE	CHN	AS	3,525	↑ 16.8	5.8	↑ 5.6	12.8	↓ -2.0	0.5	↑ 2.2	0.8	3.4	↑ 4.0	2,666	↑ 18.9
916	335	53	Universite Francois Rabelais de Tours	HE	FRA	WE	3,521	↑ 10.7	43.6	↓ -1.3	56.3	↑ 0.2	1.1	↑ 0.9	0.7	12.2	↑ 0.2	1,700	↑ 9.5
917	236	204	East Carolina University	HE	USA	NA	3,509	↑ 4.4	17.0	↑ 8.8	53.3	↓ -3.6	1.1	↑ 1.8	0.7	12.8	↑ 1.3	2,229	↑ 4.0
918	216	51	High Energy Accelerator Research Organization	GO	JPN	AS	3,507	↓ -7.3	44.9	↑ 0.1	57.5	↑ 0.3	1.2	↑ 0.8	0.9	12.0	↑ 0.8	994	↓ -11.2
919	37	10	Wroclaw Medical University	HE	POL	EE	3,496	↓ -0.4	12.0	↑ 9.2	17.3	↑ 6.0	0.4	↑ 11.1	0.9	2.8	↑ 16.0	2,615	↓ -1.8
920	32	13	Ondokuz Mayis University	HE	TUR	ME	3,493	↑ 6.2	9.9	↓ -2.6	18.6	↓ -5.0	0.6	↑ 1.8	0.8	4.2	↑ 10.9	2,417	↑ 3.5
921	38	11	Poznan University of Medical Sciences	HE	POL	EE	3,486	↑ 1.5	15.4	↑ 4.8	20.5	↑ 1.8	0.6	↑ 5.8	0.8	4.2	↑ 8.0	2,479	↓ -0.9
922	33	8	Shiraz University	HE	IRN	ME	3,483	↑ 21.2	17.5	↓ -1.9	30.4	↓ -2.7	0.9	↑ 2.4	0.7	8.9	↓ -1.3	2,501	↑ 22.3
923	217	52	Yokohama National University	HE	JPN	AS	3,473	↓ -0.4	16.4	↑ 0.9	35.9	↓ -3.5	0.9	↓ -3.4	0.7	7.7	↓ -6.5	2,298	↓ -1.2
924	218	3	Chiang Mai University	HE	THA	AS	3,469	↑ 12.0	41.9	↓ -4.8	40.9	↓ -6.6	1.0	↓ -10.4	0.6	9.0	↓ -5.8	2,110	↑ 13.1
925	237	205	Cedars-Sinai Medical Center	HL	USA	NA	3,464	↑ 8.1	26.6	↑ 8.1	77.2	↑ 1.4	2.5	↑ 11.5	0.9	26.7	↑ 4.4	1,805	↑ 5.2
926	238	33	Natural Resources Canada	GO	CAN	NA	3,464	↓ -0.9	35.4	↑ 2.4	50.6	↓ -1.3	1.3	↓ -1.6	0.9	13.3	↑ 1.1	1,736	↓ -3.3
927	33	3	Universidad de Concepcion	HE	CHL	LA	3,464	↑ 8.2	53.8	↑ 1.9	42.6	↓ -4.2	0.9	→ 0.0	0.7	8.6	↑ 2.4	2,006	↑ 5.9
928	39	12	University of Wroclaw	HE	POL	EE	3,460	↑ 3.9	39.8	↑ 3.0	40.5	↓ -3.4	0.8	↑ 4.0	0.8	6.1	↑ 3.7	2,112	↑ 2.4
929	219	90	Ministry of Agriculture	GO	CHN	AS	3,455	↑ 40.2	16.2	↑ 1.6	38.5	↑ 5.9	0.8	↑ 5.4	0.8	7.2	↑ 1.4	2,128	↑ 38.2
930	220	53	Kitasato University	HE	JPN	AS	3,454	↑ 1.7	14.7	↓ -2.1	50.9	↓ -3.9	0.9	↑ 2.4	0.7	7.0	↑ 1.0	1,932	↑ 3.5
931	239	34	Mount Sinai Hospital Joseph and Wolf Lebovic Health Complex	HL	CAN	NA	3,445	↑ 3.5	43.4	↑ 3.7	77.5	↑ 0.3	2.4	↑ 0.4	0.8	25.6	↑ 0.8	1,443	↓ -1.2
932	336	55	Technische Universitat Kaiserslautern	HE	DEU	WE	3,436	↑ 2.8	36.4	↓ -1.4	48.8	↓ -2.1	1.3	→ 0.0	0.7	14.1	↓ -1.9	2,279	↑ 3.8
933	240	206	Kent State University	HE	USA	NA	3,417	↑ 1.3	27.2	↑ 1.0	51.9	↑ 0.2	1.2	↓ -1.7	0.7	12.7	↓ -2.2	2,040	→ 0.0
934	337	56	Siemens AG	PR	DEU	WE	3,415	↓ -4.7	37.1	↑ 3.6	26.7	↑ 1.3	1.3	↑ 4.7	0.8	14.1	↑ 6.4	1,445	↓ -10.4
935	241	207	University of Idaho	HE	USA	NA	3,409	↑ 0.5	22.8	↑ 3.8	51.7	↓ -1.6	1.1	↓ -0.9	0.7	13.5	↓ -2.2	2,011	↑ 0.4
936	338	30	Universidad de La Laguna	HE	ESP	WE	3,404	↑ 10.7	43.4	↑ 10.6	54.1	↑ 2.7	1.0	↑ 5.1	0.6	11.3	↑ 2.2	1,798	↑ 3.6

WR/RR/CR World/Region/Country Rank

AF Africa AS Asia EE Eastern Europe LA Latin America ME Middle East NA Northern America OC Oceania WE Western Europe

GO Government HE Higher Education HL Health PR Private OT Others

WR	RR	CR	Organization	Sector	Country	Region	Output	O-VR(%)	IC(%)	IC-VR(%)	Q1(%)	Q1-VR(%)	NI	NI-VR(%)	Spec	Exc(%)	Exc-VR(%)	Leadership	Leadership-VR(%)
937	242	35	University of Windsor	HE	CAN	NA	3,400	↑ 2.6	33.2	↓ -0.9	42.6	↓ -0.4	1.1	↓ -4.5	0.6	11.6	↓ -7.8	2,461	↑ 4.5
938	221	54	Yamagata University	HE	JPN	AS	3,397	↓ -4.4	17.8	↑ 5.0	44.1	↓ -0.1	0.8	↓ -1.2	0.7	8.3	↓ -6.7	1,945	↓ -8.0
939	34	7	Instituto Mexicano del Seguro Social	HL	MEX	LA	3,395	↑ 0.9	18.6	↑ 7.8	26.9	↓ -1.3	0.7	↑ 3.2	0.8	4.3	↑ 4.1	2,123	↓ -3.0
940	243	208	National Center for Atmospheric Research	GO	USA	NA	3,387	↑ 0.4	48.3	↑ 9.2	73.2	↑ 4.3	2.3	↑ 1.7	0.9	30.8	↑ 2.6	1,310	↓ -6.4
941	222	91	University of Shanghai for Science and Technology	HE	CHN	AS	3,387	↑ 18.3	9.7	↑ 4.2	11.5	↑ 6.3	0.4	↑ 9.4	0.8	3.0	↑ 14.4	2,624	↑ 16.5
942	28	5	Victoria University of Wellington	HE	NZL	OC	3,387	↑ 12.9	45.7	↑ 0.7	49.9	↓ -1.9	1.3	↑ 2.5	0.7	13.0	↓ -1.0	2,106	↑ 11.7
943	339	31	Universitat Pompeu Fabra	HE	ESP	WE	3,382	↑ 16.6	48.4	↓ -3.1	60.9	↓ -1.8	1.5	↓ -1.3	0.7	19.4	↓ -2.0	1,574	↑ 17.6
944	223	55	Mie University	HE	JPN	AS	3,381	↓ -3.2	17.1	↑ 9.4	42.3	↓ -3.8	0.7	→ 0.0	0.6	6.1	↓ -1.1	2,217	↓ -5.8
945	244	209	University of Missouri, Kansas City	HE	USA	NA	3,376	↑ 5.5	21.9	↑ 6.3	56.8	↑ 1.3	1.3	↑ 4.0	0.6	14.2	↓ -1.5	1,891	↑ 4.4
946	224	16	Postgraduate Institute of Medical Education and Research	HE	IND	AS	3,371	↑ 7.3	7.1	↓ -0.6	34.6	↓ -5.0	0.6	↑ 1.7	0.9	3.7	↓ -2.7	2,882	↑ 6.0
947	245	36	Environment Canada	GO	CAN	NA	3,365	↑ 0.4	43.9	↑ 2.1	66.1	↑ 2.1	1.5	↓ -1.3	0.9	19.4	↓ -4.6	1,377	↓ -5.5
948	340	54	Universite de Rouen	HE	FRA	WE	3,362	↑ 7.4	38.2	↓ -0.9	52.4	↓ -1.1	1.1	↑ 2.9	0.6	10.9	↑ 2.1	1,928	↑ 6.9
949	246	210	Old Dominion University	HE	USA	NA	3,356	↑ 6.6	28.9	↑ 7.9	43.4	↑ 0.4	1.3	→ 0.0	0.7	16.5	↓ -1.0	1,965	↑ 5.2
950	247	211	Southern Illinois University, Carbondale	HE	USA	NA	3,352	↑ 1.7	19.1	↑ 4.1	47.1	↓ -0.5	1.0	↑ 1.0	0.6	11.7	↑ 0.3	2,246	↑ 0.7
951	225	19	National Taipei University of Technology	HE	TWN	AS	3,351	↑ 15.2	7.4	↑ 12.2	37.1	↓ -2.0	0.9	↑ 1.1	0.8	11.4	↓ -8.1	2,273	↑ 13.7
952	341	58	Royal Holloway, University of London	HE	GBR	WE	3,340	↑ 5.4	48.4	↑ 1.3	58.7	↓ -0.5	1.7	↑ 2.4	0.7	19.8	→ 0.0	1,794	↑ 7.9
953	248	212	North Dakota State University	HE	USA	NA	3,334	↑ 8.0	20.6	↑ 4.6	52.3	↓ -3.5	1.0	↓ -2.8	0.6	12.1	↓ -6.5	2,188	↑ 7.1
954	342	59	University of Essex	HE	GBR	WE	3,332	↑ 4.7	37.8	↑ 5.3	43.7	↓ -2.4	1.4	↑ 1.5	0.7	17.5	↑ 0.7	2,252	↑ 3.4
955	226	56	Yokohama City University	HE	JPN	AS	3,330	↑ 2.9	14.4	↓ -0.3	54.6	↓ -0.5	1.0	↑ 11.0	0.8	9.5	↑ 7.4	2,006	↑ 1.4
956	34	9	Chaim Sheba Medical Center	HL	ISR	ME	3,320	↓ -0.2	32.2	↑ 4.1	69.3	↓ -1.7	1.5	↑ 2.1	0.8	15.7	↑ 5.4	1,751	↓ -3.5
957	227	20	Taipei Medical University	HE	TWN	AS	3,312	↑ 9.8	13.9	↑ 2.4	62.0	↓ -4.3	0.9	↓ -1.1	0.7	8.6	↓ -1.9	1,430	↑ 8.6
958	228	6	Hong Kong Baptist University	HE	HKG	AS	3,311	↑ 8.7	62.2	↓ -1.6	53.6	↑ 1.5	1.3	→ 0.0	0.7	16.6	↓ -0.5	1,623	↑ 8.1
959	229	57	Tokyo Women's Medical University	HE	JPN	AS	3,311	↑ 1.6	13.5	↑ 2.0	46.3	↓ -1.9	1.0	↑ 3.2	0.8	10.7	↑ 0.8	1,956	↑ 3.2
960	40	13	Medical University of Warsaw	HE	POL	EE	3,308	↑ 5.2	16.2	↑ 1.7	32.7	↓ -0.5	0.7	↓ -2.7	0.8	6.1	↓ -0.8	2,096	↑ 6.6
961	230	92	Southwest University	HE	CHN	AS	3,306	↑ 15.9	14.8	↑ 9.0	30.4	↑ 5.9	0.7	↑ 7.8	0.7	7.2	↑ 8.6	2,329	↑ 16.6
962	35	14	Baskent University	HE	TUR	ME	3,305	↑ 2.3	5.3	↑ 17.3	33.7	↓ -10.5	0.5	↓ -1.8	0.8	3.5	↓ -6.1	2,556	↓ -0.2
963	231	17	Indian Council of Medical Research	HL	IND	AS	3,299	↑ 4.6	20.5	↑ 7.2	49.2	↓ -3.0	0.9	↑ 1.1	0.8	8.1	↓ -0.4	2,277	↑ 2.2
964	232	29	Yeungnam University	HE	KOR	AS	3,299	↑ 16.4	20.5	↑ 2.9	38.8	↑ 1.4	1.0	↑ 5.4	0.7	12.1	↑ 4.1	2,063	↑ 16.5
965	343	55	Universite Paris-Est Creteil	HE	FRA	WE	3,296	↑ 10.2	39.1	↓ -0.2	55.4	↓ -2.2	1.4	→ 0.0	0.6	15.0	↓ -0.4	1,521	↑ 7.9
966	233	93	Chang'an University	HE	CHN	AS	3,290	↑ 22.4	4.2	↑ 13.0	13.8	↓ -4.4	0.5	↑ 4.3	1.0	5.1	↓ -10.1	2,388	↑ 25.3
967	41	14	Technical University of Lodz	HE	POL	EE	3,287	↑ 2.2	22.4	↓ -3.4	27.1	↓ -8.0	0.6	↓ -3.3	0.8	4.3	↓ -8.5	2,458	↑ 3.8
968	344	56	Ecole Centrale de Lyon	HE	FRA	WE	3,278	↑ 8.8	38.7	↑ 5.5	39.4	↓ -3.2	1.1	↓ -3.7	0.8	12.1	↓ -10.0	1,876	↑ 7.1
969	249	37	St. Michael's Hospital Toronto	HL	CAN	NA	3,276	↑ 10.6	38.3	↑ 2.7	73.4	↓ -1.9	2.4	↑ 4.3	0.8	23.8	↓ -3.3	1,566	↑ 8.1
970	234	18	Tata Institute of Fundamental Research	HE	IND	AS	3,276	↑ 4.6	52.6	↑ 1.7	63.5	↓ -4.5	1.2	↑ 5.5	0.9	11.3	↑ 6.4	1,598	↑ 5.2
971	345	43	Universita degli Studi Gabriele d'Annunzio di Chieti e Pescara	HE	ITA	WE	3,276	↑ 5.6	28.7	↑ 3.6	56.8	↓ -0.4	1.1	→ 0.0	0.7	12.9	↓ -0.5	1,683	↑ 4.5
972	42	3	Babes-Bolyai University	HE	ROU	EE	3,273	↑ 20.4	44.2	↓ -2.8	26.9	↓ -3.6	0.9	↑ 1.2	0.7	8.8	↓ -3.6	2,039	↑ 21.3

WR/RR/CR World/Region/Country Rank

AF Africa AS Asia EE Eastern Europe LA Latin America ME Middle East NA Northern America OC Oceania WE Western Europe

GO Government HE Higher Education HL Health PR Private OT Others

WR	RR	CR	Organization	Sector	Country	Region	Output	O-VR(%)	IC(%)	IC-VR(%)	Q1(%)	Q1-VR(%)	NI	NI-VR(%)	Spec	Exc(%)	Exc-VR(%)	Leadership	Leadership-VR(%)
973	250	213	Illinois Institute of Technology	HE	USA	NA	3,266	↑ 4.3	28.5	↑ 2.7	41.4	↓ -4.2	● 1.4	→ 0.0	0.7	16.3	↓ -8.6	1,975	↑ 4.7
974	346	57	AgroParisTech, Institut des Sciences et Industries du Vivant et de l'Environnement	HE	FRA	WE	3,263	↑ 15.5	43.6	↑ 2.7	72.6	↓ -1.3	● 1.4	↓ -1.4	0.8	18.7	↓ -1.8	1,588	↑ 11.2
975	347	58	Universite de Poitiers	HE	FRA	WE	3,261	↑ 11.2	40.7	↑ 2.3	53.8	↓ -1.0	● 1.1	↑ 1.8	0.6	11.0	↓ -4.5	1,822	↑ 8.5
976	235	94	Naval University of Engineering	HE	CHN	AS	3,257	↑ 26.1	2.2	↓ -41.4	5.8	↓ -14.9	● 0.4	→ 0.0	0.9	4.0	↓ -0.5	2,838	↑ 29.5
977	35	4	Universidad Nacional de Cordoba	HE	ARG	LA	3,257	↑ 9.0	39.1	↓ -0.5	52.3	↓ -3.3	● 0.8	↑ 2.4	0.7	7.5	↓ -1.7	2,152	↑ 8.4
978	251	214	St. Jude Children's Research Hospital	HL	USA	NA	3,256	↑ 4.3	32.9	↑ 5.4	84.7	↑ 1.1	● 1.9	↑ 3.2	0.8	26.5	↑ 3.8	1,739	↑ 2.1
979	236	95	Huazhong Agricultural University	HE	CHN	AS	3,254	↑ 18.8	17.7	↑ 4.1	39.9	↑ 1.0	● 0.8	↑ 5.1	0.8	9.2	↑ 1.7	2,345	↑ 19.3
980	237	96	Yangzhou University	HE	CHN	AS	3,245	↑ 12.9	15.2	↑ 2.8	27.0	↑ 2.6	● 0.7	↑ 4.2	0.7	8.4	↑ 7.7	2,317	↑ 11.8
981	238	97	3rd Military Medical University	HE	CHN	AS	3,242	↑ 8.0	11.5	↑ 19.1	34.2	↑ 22.2	● 0.6	↑ 21.7	0.8	4.8	↑ 26.4	2,567	↑ 4.2
982	239	98	PetroChina	PR	CHN	AS	3,242	↑ 12.8	4.6	↑ 4.1	12.0	↑ 12.7	● 0.5	↑ 4.2	1.0	4.7	↑ 3.0	1,463	↑ 9.2
983	29	24	University of Western Sydney	HE	AUS	OC	3,241	↑ 15.3	31.4	↑ 10.1	42.7	↑ 5.0	● 1.2	↑ 0.9	0.6	13.6	↓ -5.1	1,938	↑ 11.1
984	348	59	Ecole Superieure d'Electricite	HE	FRA	WE	3,237	↑ 15.2	40.3	↑ 5.1	29.4	↓ -4.6	● 1.0	↑ 3.2	0.9	10.0	↓ -0.2	1,798	↑ 11.7
985	349	57	Deutsche Elektronen-Synchrotron Desy	GO	DEU	WE	3,229	↑ 0.6	71.6	↑ 0.7	54.5	↑ 3.1	● 1.4	↑ 7.5	0.9	15.9	↑ 6.2	1,047	↓ -4.0
986	43	4	Institute of Atomic Physics	GO	ROU	EE	3,226	↑ 6.3	59.3	↓ -7.4	38.4	↓ -8.0	● 0.9	↑ 1.2	0.9	6.1	→ 0.0	1,622	↑ 10.2
987	252	215	New Mexico State University	HE	USA	NA	3,222	↑ 1.9	28.0	↑ 4.8	47.4	↓ -0.7	● 1.2	→ 0.0	0.6	13.4	↑ 3.9	1,846	↑ 0.1
988	240	58	Saga University	HE	JPN	AS	3,216	↑ 1.1	25.6	↓ -1.8	42.6	↓ -4.7	● 0.9	→ 0.0	0.6	9.3	↓ -4.2	1,909	↑ 1.5
989	241	30	Samsung Medical Center Seoul	HL	KOR	AS	3,216	↑ 14.2	12.3	↓ -1.2	63.6	↓ -5.0	● 1.1	↓ -5.0	0.8	11.7	↓ -6.5	2,068	↑ 12.8
990	242	99	Northwest A and F University	HE	CHN	AS	3,212	↑ 32.0	20.7	↑ 8.5	23.8	↑ 7.6	● 0.6	↑ 8.8	0.8	5.7	↑ 7.3	2,148	↑ 37.6
991	253	216	Uniformed Services University of the Health Sciences	HE	USA	NA	3,203	↑ 1.2	19.6	↑ 2.6	69.2	↓ -2.1	● 1.4	↓ -2.2	0.8	17.2	↑ 0.6	1,379	↑ 3.1
992	254	217	New Jersey Institute of Technology	HE	USA	NA	3,202	↑ 0.7	33.1	↑ 9.3	43.7	↓ -2.0	● 1.3	↓ -3.8	0.7	15.9	↓ -2.8	2,036	↓ -0.3
993	350	60	Newcastle upon Tyne Hospitals NHS Foundation Trust	HL	GBR	WE	3,201	↓ -5.2	22.6	↑ 1.6	66.9	↓ -1.4	● 1.6	↑ 3.3	0.8	16.3	↑ 3.3	1,814	↓ -9.3
994	351	32	Universidad de Cordoba	HE	ESP	WE	3,199	↑ 11.7	30.9	↑ 7.2	60.4	↓ -3.7	● 1.2	↑ 0.8	0.7	13.8	↓ -2.1	1,980	↑ 9.6
995	352	7	Foundation for Research and Technology Hellas	GO	GRC	WE	3,192	↑ 3.8	56.1	↑ 3.4	61.7	↓ -0.7	● 1.5	↓ -3.8	0.7	18.8	↓ -5.0	1,392	↑ 0.7
996	353	9	Karl Franzens Universitat Graz	HE	AUT	WE	3,187	↑ 5.8	57.6	↓ -0.2	60.4	↓ -0.1	● 1.4	↑ 3.8	0.6	17.7	↑ 4.0	1,730	↑ 8.1
997	243	31	Pukyong National University	HE	KOR	AS	3,182	↑ 10.4	23.5	↑ 2.0	33.2	↓ -4.8	● 0.8	→ 0.0	0.7	8.9	↑ 0.3	1,997	↑ 9.8
998	36	20	Hospital das Clinicas da Faculdade de Medicina da Universidade de Sao Paulo	HL	BRA	LA	3,175	↑ 1.0	16.5	↑ 5.0	41.0	↑ 4.5	● 0.9	↑ 8.1	0.8	7.2	↑ 10.1	2,020	↓ -1.4
999	244	59	Nara Institute of Science and Technology	HE	JPN	AS	3,174	↓ -1.7	17.1	↑ 8.8	44.6	↓ -1.6	● 1.1	↓ -0.9	0.8	13.5	↑ 0.6	1,848	↓ -1.5
1000	255	218	Florida Atlantic University	HE	USA	NA	3,171	↑ 3.9	24.8	↑ 0.9	41.6	↓ -2.6	● 1.1	↓ -10.4	0.6	12.4	↓ -11.0	2,035	↑ 4.6
1001	256	219	University of Alaska, Fairbanks	HE	USA	NA	3,169	↑ 2.9	40.0	↑ 4.3	67.0	↑ 0.3	● 1.5	↓ -1.4	0.8	17.8	↑ 0.9	1,514	↑ 1.8
1002	354	17	ESA Business Incubation Centre	GO	NLD	WE	3,160	↓ -0.1	82.3	↑ 2.7	34.6	↑ 4.8	● 1.4	↑ 7.8	0.9	12.5	↓ -0.1	1,019	↓ -3.6
1003	37	21	Universidade Federal da Bahia	HE	BRA	LA	3,160	↑ 12.1	23.8	↓ -1.6	29.7	↓ -6.2	● 0.8	→ 0.0	0.7	7.3	↓ -0.1	1,630	↑ 9.7
1004	355	11	National Institute for Health and Welfare	HL	FIN	WE	3,159	↑ 7.8	50.5	↑ 3.6	81.1	↑ 0.6	● 2.1	↑ 2.5	0.8	24.7	↓ -0.4	1,080	↑ 3.3
1005	356	61	The University of Hull	HE	GBR	WE	3,159	↑ 1.7	36.2	↑ 2.5	58.3	↑ 1.2	● 1.4	↓ -2.7	0.6	16.3	↓ -0.3	1,923	↑ 0.8
1006	357	60	Ecole Centrale de Lille	HE	FRA	WE	3,155	↑ 15.7	43.0	↑ 5.2	50.4	↑ 1.5	● 1.3	↑ 1.6	0.8	16.8	↓ -2.3	1,577	↑ 8.5
1007	358	62	King's College Hospital NHS Foundation Trust	HL	GBR	WE	3,149	↑ 6.5	29.6	↑ 12.2	67.6	↑ 0.1	● 1.9	↑ 11.2	0.8	20.5	↑ 6.5	1,790	↑ 1.8

WR/RR/CR World/Region/Country Rank

AF Africa AS Asia EE Eastern Europe LA Latin America ME Middle East NA Northern America OC Oceania WE Western Europe

GO Government HE Higher Education HL Health PR Private OT Others

WR	RR	CR	Organization	Sector	Country	Region	Output	O-VR(%)	IC(%)	IC-VR(%)	Q1(%)	Q1-VR(%)	NI	NI-VR(%)	Spec	Exc(%)	Exc-VR(%)	Leadership	Leadership-VR(%)
1008	257	220	University of Akron	HE	USA	NA	3,145	↓ -1.3	20.4	↑ 8.5	53.6	↓ -3.8	● 1.1	↓ -5.9	0.7	13.4	↓ -7.7	2,127	↓ -3.9
1009	359	63	University College London Hospital NHS Trust	HL	GBR	WE	3,142	↑ 3.2	31.1	↑ 8.6	66.8	↓ -0.4	● 1.7	↓ -1.8	0.8	18.9	↑ 0.3	1,454	↑ 3.8
1010	360	61	Centre Hospitalier Universitaire de Montpellier	HL	FRA	WE	3,139	↓ -1.0	27.2	↑ 5.6	50.6	↑ 2.9	● 1.5	↑ 7.2	0.8	16.3	↑ 6.6	1,696	↓ -3.7
1011	258	221	State University of New York, Binghamton	HE	USA	NA	3,133	↑ 3.9	22.1	↑ 7.6	47.8	↓ -1.2	● 1.4	↓ -1.4	0.6	16.9	↓ -3.9	2,127	↑ 3.1
1012	361	33	Hospital Universitario La Paz	HL	ESP	WE	3,130	↑ 6.2	16.2	↑ 12.1	36.5	↑ 1.7	● 1.1	↑ 10.0	0.9	9.9	↑ 10.9	1,818	↑ 2.8
1013	362	64	St George's University of London	HE	GBR	WE	3,128	↑ 1.0	36.9	↑ 2.5	75.0	↓ -0.7	● 2.1	↑ 10.4	0.8	23.2	↑ 3.2	1,606	↑ 1.2
1014	363	10	Johannes Kepler Universitat Linz	HE	AUT	WE	3,123	↑ 9.0	48.6	↑ 1.5	42.1	↓ -1.9	● 1.3	↑ 1.6	0.8	14.9	↓ -0.3	1,868	↑ 8.8
1015	36	1	Kuwait University	HE	KWT	ME	3,123	↑ 2.3	41.4	↑ 4.6	35.0	↓ -5.6	● 0.8	↓ -1.3	0.6	6.8	↓ -4.8	2,236	↓ -0.8
1016	259	222	Colorado School of Mines	HE	USA	NA	3,113	↑ 4.5	30.2	↑ 2.7	46.1	↓ -1.4	● 1.5	↑ 0.7	0.8	17.7	↑ 2.1	1,772	↑ 7.3
1017	37	15	Marmara University	HE	TUR	ME	3,112	↑ 9.4	15.7	↓ -2.8	33.1	↓ -10.5	● 0.8	↓ -2.5	0.6	7.0	↓ -1.7	1,997	↑ 7.5
1018	260	223	Wright State University	HE	USA	NA	3,103	↑ 1.6	16.1	↓ -1.4	47.1	↓ -3.0	● 1.1	→ 0.0	0.6	11.2	↓ -6.3	1,914	↑ 2.2
1019	364	34	Instituto de Salud Carlos III	HL	ESP	WE	3,101	↑ 25.4	33.0	↑ 0.5	65.5	↑ 2.8	● 1.5	↑ 1.4	0.8	18.2	↑ 1.8	1,037	↑ 20.3
1020	365	62	Universite Paris-Nord 13	HE	FRA	WE	3,096	↑ 10.6	34.8	↑ 1.6	47.0	↓ -2.6	● 1.1	↓ -2.7	0.6	11.3	↓ -2.3	1,636	↑ 10.0
1021	245	60	National Cancer Center	HL	JPN	AS	3,093	↑ 4.0	13.2	↑ 3.5	61.5	↓ -3.3	● 1.4	↑ 0.7	0.9	15.2	↓ -8.9	1,756	↑ 2.5
1022	261	224	U.S. Department of Health & Human Services	HL	USA	NA	3,092	↓ -3.2	27.6	↑ 1.5	79.0	↓ -0.3	● 2.3	↑ 0.4	0.8	28.5	↓ -1.8	1,440	↑ 0.8
1023	246	100	Northwest University, Xi'an	HE	CHN	AS	3,087	↑ 10.3	13.1	↑ 10.1	24.2	↑ 8.3	● 0.8	↑ 5.3	0.8	9.2	↑ 8.1	1,945	↑ 10.6
1024	247	7	Prince of Wales Hospital	HL	HKG	AS	3,084	↓ -2.3	31.3	↑ 5.2	66.2	↓ -2.4	● 1.6	↑ 3.8	0.8	15.2	↑ 0.9	2,316	↓ -4.3
1025	38	22	Conselho Nacional de Desenvolvimento Cientifico e Tecnologico	GO	BRA	LA	3,082	↑ 7.3	10.2	↓ -1.5	7.2	↑ 28.7	● 0.5	↓ -1.9	0.8	2.9	↑ 11.3	651	↑ 17.1
1026	248	61	Tottori University	HE	JPN	AS	3,080	↑ 1.8	17.7	↑ 3.1	43.0	↓ -3.7	● 0.8	↑ 6.4	0.7	7.0	↑ 0.9	1,871	↑ 1.7
1027	249	101	Wuhan University of Science and Technology	HE	CHN	AS	3,080	↑ 22.4	11.2	↑ 3.2	13.6	↑ 3.4	● 0.5	↑ 9.3	0.8	4.4	↑ 8.7	2,105	↑ 23.2
1028	250	102	Zhejiang University of Science and Technology	HE	CHN	AS	3,080	↑ 29.5	9.5	↓ -4.8	20.7	↓ -4.9	● 0.7	↑ 4.8	0.7	7.1	↓ -1.4	2,065	↑ 36.3
1029	366	44	Universita degli Studi dell'Insubria	HE	ITA	WE	3,076	↑ 3.5	36.4	↑ 3.7	59.9	↑ 0.5	● 1.3	↑ 2.4	0.7	14.4	↑ 2.3	1,544	↑ 2.3
1030	367	65	Keele University	HE	GBR	WE	3,075	↑ 4.0	39.4	↑ 6.8	61.0	↓ -0.6	● 1.4	↑ 3.8	0.7	16.8	↑ 1.2	1,751	↑ 0.2
1031	368	14	Uppsala University Hospital	HL	SWE	WE	3,073	↑ 2.5	36.2	↑ 5.1	67.0	↓ -1.8	● 1.9	↓ -3.5	0.8	19.2	↓ -2.9	1,472	↑ 1.2
1032	44	5	Brno University of Technology	HE	CZE	EE	3,072	↑ 10.5	18.2	↓ -2.7	15.9	↑ 2.5	● 0.9	↑ 27.5	0.7	8.2	↑ 28.6	2,358	↑ 11.3
1033	251	62	Toshiba Corporation	PR	JPN	AS	3,071	↓ -5.0	10.7	↑ 9.5	26.4	↓ -8.0	● 1.0	↓ -2.0	0.9	6.9	↓ -7.9	1,918	↓ -4.9
1034	369	63	College de France	HE	FRA	WE	3,069	↓ -0.3	56.2	↑ 3.7	70.0	↑ 0.8	● 1.7	↑ 0.6	0.8	23.2	↑ 4.2	1,296	↓ -2.3
1035	252	103	Hebei University	HE	CHN	AS	3,067	↑ 11.9	6.6	↓ -6.9	15.8	↑ 4.9	● 0.5	↑ 1.9	0.8	5.8	↑ 2.1	2,328	↑ 13.8
1036	253	63	Ritsumeikan University	HE	JPN	AS	3,062	↑ 9.2	20.0	↑ 5.4	32.3	↓ -3.1	● 0.9	↑ 1.2	0.7	6.6	↓ -2.6	1,870	↑ 5.1
1037	370	45	Universita del Salento	HE	ITA	WE	3,062	↑ 4.5	34.9	↑ 2.5	48.0	↓ -3.7	● 1.2	↑ 6.1	0.7	12.7	↑ 6.3	1,949	↑ 4.6
1038	45	1	Vilnius University	HE	LTU	EE	3,062	↑ 6.7	46.7	↓ -0.5	37.4	↑ 0.9	● 0.9	↑ 4.9	0.7	8.4	↑ 9.4	1,891	↑ 5.2
1039	371	5	Dublin City University	HE	IRL	WE	3,061	↑ 12.7	40.9	↑ 0.0	45.1	↑ 0.5	● 1.3	↑ 0.8	0.6	14.9	↑ 1.9	2,076	↑ 12.8
1040	372	35	Universidad de Extremadura	HE	ESP	WE	3,061	↑ 7.9	31.3	↑ 6.3	48.7	↓ -5.2	● 1.0	↑ 1.0	0.6	10.6	↓ -3.0	2,083	↑ 5.4
1041	373	15	Novartis	PR	CHE	WE	3,057	↑ 2.2	73.8	↑ 2.6	79.3	↑ 0.7	● 2.4	↑ 9.6	0.8	29.9	↑ 3.0	1,067	↑ 0.6
1042	262	38	The Ottawa Hospital	HL	CAN	NA	3,056	↑ 6.1	33.6	↑ 5.9	72.9	↓ -0.2	● 2.2	↑ 2.8	0.8	22.3	↑ 0.1	1,624	↑ 1.8
1043	38	16	Uludag University	HE	TUR	ME	3,055	↑ 7.4	12.2	↑ 5.0	27.0	↓ -5.7	● 0.6	↓ -1.6	0.6	5.7	↑ 4.6	2,428	↑ 6.6
1044	254	104	China Earthquake Administration	GO	CHN	AS	3,054	↑ 7.0	12.3	↑ 15.3	11.9	↑ 21.2	● 0.5	↑ 8.9	1.0	4.2	↑ 9.3	2,174	↑ 6.0
1045	46	3	University of Maribor	HE	SVN	EE	3,052	↑ 5.0	33.9	↑ 6.1	33.2	↓ -4.5	● 0.9	↓ -1.1	0.7	10.9	↓ -6.6	2,069	↑ 1.4

WR/RR/CR World/Region/Country Rank

AF Africa AS Asia EE Eastern Europe LA Latin America ME Middle East NA Northern America OC Oceania WE Western Europe

GO Government HE Higher Education HL Health PR Private OT Others

WR	RR	CR	Organization	Sector	Country	Region	Output	O-VR(%)	IC(%)	IC-VR(%)	Q1(%)	Q1-VR(%)	NI	NI-VR(%)	Spec	Exc(%)	Exc-VR(%)	Leadership	Leadership-VR(%)
1046	374	66	Sheffield Teaching Hospitals NHS Trust	HL	GBR	WE	3,051	↓ -3.8	22.9	↑ 0.6	65.2	↓ -1.4	1.7	↑ 1.2	0.8	16.2	↓ -3.8	1,850	↓ -5.2
1047	255	105	Ningbo University	HE	CHN	AS	3,048	↑ 27.6	11.0	↓ -2.1	16.6	↓ -0.3	0.6	↑ 3.4	0.8	5.2	↓ -1.9	2,242	↑ 30.6
1048	263	225	Montana State University, Bozeman	HE	USA	NA	3,044	↑ 1.6	27.5	↑ 7.1	63.3	↓ -1.0	1.4	→ 0.0	0.6	17.2	↓ -0.8	1,797	↑ 1.8
1049	375	67	City University London	HE	GBR	WE	3,043	↑ 4.8	33.2	↑ 4.6	44.3	↓ -0.3	1.3	↑ 3.3	0.8	14.4	↑ 0.2	1,874	↑ 2.9
1050	376	18	Tilburg University	HE	NLD	WE	3,039	↑ 14.0	41.7	↑ 2.1	57.9	↑ 0.1	1.5	→ 0.0	0.8	18.5	↓ -3.2	1,609	↑ 13.1
1051	377	46	Fondazione IRCCS Ospedale Maggiore Policlinico, Mangiagalli e Regina Elena	HL	ITA	WE	3,038	↑ 5.1	25.3	↑ 5.2	63.2	↓ -1.5	1.6	↑ 2.0	0.8	17.6	↑ 0.9	1,523	↑ 3.9
1052	378	64	Universite de Toulouse-Le Mirail Tolouse II	HE	FRA	WE	3,037	↑ 8.2	28.4	↑ 7.8	26.1	↓ -5.4	0.9	→ 0.0	0.8	9.3	↓ -6.8	1,972	↑ 4.6
1053	379	68	Bangor University	HE	GBR	WE	3,035	↑ 5.1	44.7	↑ 0.7	61.9	↑ 1.2	1.4	↑ 1.5	0.7	17.8	↓ -1.8	1,664	↑ 2.6
1054	39	17	Kahramanmaras Sutcu Imam University	HE	TUR	ME	3,026	↑ 7.6	11.4	↓ -0.8	31.7	↓ -6.0	0.8	↓ -3.8	0.6	8.0	↓ -7.2	2,207	↑ 7.0
1055	256	106	Guangxi University	HE	CHN	AS	3,021	↑ 17.2	14.1	↓ -3.9	26.1	↓ -2.0	0.6	↑ 1.6	0.7	6.7	↓ -2.6	1,692	↑ 20.4
1056	264	226	University of Memphis	HE	USA	NA	3,020	↑ 5.3	20.3	↑ 5.5	47.7	↓ -1.4	1.2	↓ -2.5	0.7	14.3	↓ -2.4	1,853	↑ 4.0
1057	265	227	GlaxoSmithKline, United States	PR	USA	NA	3,019	↑ 2.5	37.6	↑ 6.8	78.5	↓ -2.0	2.5	↑ 3.4	0.8	25.0	↓ -1.1	1,124	↑ 0.8
1058	266	228	Boston College	HE	USA	NA	3,017	↑ 2.2	19.2	↑ 5.8	62.6	↓ -2.9	1.7	↑ 1.8	0.7	19.3	↓ -0.9	1,805	↑ 1.8
1059	47	3	Slovak University of Technology	HE	SVK	EE	3,017	↑ 5.1	41.3	↑ 2.9	25.4	↓ -1.8	0.7	↑ 6.2	0.8	6.2	↑ 9.8	1,926	↑ 3.0
1060	267	229	University of Rhode Island	HE	USA	NA	3,013	↑ 3.6	25.6	↑ 3.0	58.0	↓ -2.9	1.3	→ 0.0	0.6	15.6	↓ -2.5	1,613	↑ 3.4
1061	257	107	Qingdao University	HE	CHN	AS	3,003	↑ 15.2	13.8	↑ 0.7	23.5	↑ 4.2	0.6	↑ 12.7	0.7	5.7	↑ 10.3	2,007	↑ 15.2
1062	380	65	Ecole Nationale Superieure d'Arts et Metiers	HE	FRA	WE	2,997	↑ 12.6	40.7	↑ 3.2	46.4	↓ -2.0	1.2	↓ -4.2	0.8	13.5	↓ -10.2	1,684	↑ 9.1
1063	268	230	Eli Lilly and Company	PR	USA	NA	2,993	↓ -5.2	34.4	↑ 5.7	76.1	↓ -1.3	2.5	↑ 3.8	0.8	25.6	↓ -0.5	1,324	↓ -9.6
1064	269	231	Michigan Technological University	HE	USA	NA	2,990	↑ 11.8	25.4	↑ 12.0	46.6	↓ -2.9	1.3	↓ -3.6	0.7	15.4	↓ -4.5	1,930	↑ 10.0
1065	258	32	Chosun University	HE	KOR	AS	2,988	↑ 9.1	17.9	↑ 0.2	39.7	↑ 0.6	0.7	↑ 2.9	0.7	5.8	↑ 2.7	1,866	↑ 7.7
1066	259	108	Hangzhou Dianzi University	HE	CHN	AS	2,986	↑ 28.4	9.9	↑ 3.7	9.1	↑ 1.6	0.5	↑ 1.9	0.8	5.6	↓ -1.9	2,245	↑ 29.0
1067	381	66	Institut Gustave Roussy	HL	FRA	WE	2,986	↑ 1.5	40.2	↑ 5.3	65.9	↓ -0.5	2.2	↑ 4.2	0.9	23.6	↑ 6.4	1,402	↓ -3.0
1068	382	58	Universitat Paderborn	HE	DEU	WE	2,983	↑ 5.5	37.3	↑ 5.4	29.2	↑ 0.8	1.1	↓ -1.7	0.8	11.0	↓ -6.7	1,935	↑ 2.5
1069	260	109	Tianjin Medical University	HE	CHN	AS	2,978	↑ 27.0	14.3	↑ 13.2	26.3	↑ 10.0	0.5	↑ 16.3	0.9	5.5	↑ 29.2	2,101	↑ 22.9
1070	261	110	Qingdao University of Science and Technology	HE	CHN	AS	2,977	↑ 16.3	4.9	↑ 2.7	25.2	↑ 4.0	0.7	↑ 6.6	0.8	8.7	↑ 3.6	2,233	↑ 17.0
1071	383	16	World Health Organization Switzerland	HL	CHE	WE	2,974	↑ 2.8	77.7	↑ 2.2	74.5	↓ -0.1	3.2	↑ 3.9	0.9	30.3	↓ -0.9	1,163	↓ -0.3
1072	384	47	Consorzio Interuniversitario Nazionale per la Scienze Fische della Materia	GO	ITA	WE	2,972	↑ 24.1	50.1	↑ 1.0	71.1	↓ -0.1	1.1	↑ 3.9	0.9	11.8	↑ 8.9	1,514	↑ 20.9
1073	270	232	F. Hoffmann-La Roche, Ltd.	PR	USA	NA	2,971	↑ 7.8	32.4	↑ 4.5	82.4	↓ -0.2	2.9	↑ 1.7	0.8	33.5	↓ -0.1	1,141	↑ 9.3
1074	262	21	Tamkang University	HE	TWN	AS	2,970	↑ 5.8	17.8	↑ 4.5	33.9	↓ -2.6	0.8	↑ 1.3	0.8	8.7	↓ -2.3	1,844	↑ 2.1
1075	48	15	University of Silesia	HE	POL	EE	2,966	↑ 5.0	30.9	↓ -2.7	37.5	↓ -3.7	0.8	↑ 1.3	0.8	5.3	↓ -4.2	2,038	↑ 5.8
1076	39	23	Universidade Estadual de Maringa	HE	BRA	LA	2,964	↑ 14.1	10.4	↑ 3.5	22.8	↓ -3.6	0.6	↓ -7.6	0.7	5.1	↓ -7.8	1,958	↑ 12.1
1077	385	67	Universite Paul Verlaine - Metz	HE	FRA	WE	2,964	↑ 10.7	52.2	↑ 1.8	55.6	↑ 0.8	1.1	↓ -4.5	0.7	11.1	↓ -7.0	1,642	↑ 8.8
1078	271	233	Portland State University	HE	USA	NA	2,961	↑ 6.9	25.2	↑ 6.4	47.6	↓ -0.6	1.2	↑ 0.8	0.6	14.6	↓ -2.2	1,803	↑ 5.9
1079	40	9	Isfahan University of Technology	HE	IRN	ME	2,959	↑ 28.7	26.0	↓ -4.7	35.9	↑ 2.4	1.0	↑ 3.0	0.7	12.5	↑ 1.8	2,166	↑ 31.6
1080	263	111	Harbin Medical University	HE	CHN	AS	2,950	↑ 13.9	17.4	↑ 15.1	35.3	↑ 22.3	0.6	↑ 26.1	0.9	5.2	↑ 28.7	2,238	↑ 11.7
1081	41	4	Mansoura University	HE	EGY	ME	2,948	↑ 12.9	31.7	↑ 1.1	31.9	↓ -4.9	0.8	↓ -3.5	0.7	8.1	↓ -4.4	2,063	↑ 12.5
1082	386	36	Universitat de les Illes Balears	HE	ESP	WE	2,941	↑ 6.8	46.0	↑ 0.7	59.3	↑ 1.1	1.3	↓ -5.0	0.7	16.1	↑ 0.4	1,765	↑ 3.4

WR/RR/CR World/Region/Country Rank

AF Africa AS Asia EE Eastern Europe LA Latin America ME Middle East NA Northern America OC Oceania WE Western Europe

GO Government HE Higher Education HL Health PR Private OT Others

WR	RR	CR	Organization	Sector	Country	Region	Output	O-VR(%)	IC(%)	IC-VR(%)	Q1(%)	Q1-VR(%)	NI	NI-VR(%)	Spec	Exc(%)	Exc-VR(%)	Leadership	Leadership-VR(%)
1083	387	69	University of Bradford	HE	GBR	WE	2,935	↑ 3.3	39.0	↑ 1.4	43.5	↓ -3.8	1.2	↓ -3.3	0.6	13.7	↓ -3.0	1,830	↑ 3.0
1084	42	10	Ferdowsi University of Mashhad	HE	IRN	ME	2,927	↑ 30.1	17.9	↓ -11.8	21.1	↓ -7.8	0.8	→ 0.0	0.7	7.5	↓ -2.8	1,992	↑ 29.4
1085	43	18	Cukurova University	HE	TUR	ME	2,923	↑ 4.7	14.7	↑ 6.5	27.9	↓ -5.0	0.8	→ 0.0	0.6	7.1	↓ -5.1	1,898	↑ 0.9
1086	272	234	College of William and Mary	HE	USA	NA	2,917	↑ 2.2	27.6	↑ 4.9	57.0	↓ -0.1	1.5	↑ 2.0	0.7	17.9	↑ 4.5	1,623	↑ 2.3
1087	388	70	Central Manchester University Hospitals NHS Foundation Trust	HL	GBR	WE	2,914	↑ 4.5	28.4	↑ 5.7	64.1	↓ -1.4	1.7	↑ 6.4	0.8	16.0	↑ 0.9	1,611	↑ 1.5
1088	264	112	Tianjin Polytechnic University	HE	CHN	AS	2,908	↑ 33.6	6.5	↑ 3.0	12.6	↓ -7.4	0.5	↑ 7.1	0.9	5.0	↑ 6.4	2,412	↑ 34.4
1089	44	11	Shahid Beheshti University of Medical Sciences and Health Services	HE	IRN	ME	2,902	↑ 24.1	12.0	↓ -7.1	29.9	↓ -13.2	0.7	↓ -7.0	0.8	6.1	↓ -11.2	1,640	↑ 31.0
1090	265	33	Asan Medical Center Seoul	HL	KOR	AS	2,898	↑ 12.6	12.4	↑ 3.5	60.5	↓ -1.5	1.3	↑ 5.5	0.9	13.0	↓ -5.4	1,887	↑ 9.3
1091	266	64	University of the Ryukyus	HE	JPN	AS	2,898	↑ 2.2	24.3	↑ 3.4	42.0	↓ -6.3	0.8	→ 0.0	0.6	7.2	↓ -3.7	1,771	↑ 1.1
1092	389	68	Centre National d'Etudes Spatiales	GO	FRA	WE	2,897	↓ -1.1	52.3	↑ 2.4	47.2	↓ -0.8	1.3	→ 0.0	0.9	15.7	↓ -3.7	1,073	↓ -5.0
1093	45	2	King Fahd University of Petroleum and Minerals	HE	SAU	ME	2,895	↑ 11.7	36.7	↑ 13.9	30.3	↓ -1.7	0.8	↑ 5.4	0.8	9.0	↑ 7.1	2,224	↑ 6.9
1094	46	12	Shahid Beheshti University	HE	IRN	ME	2,891	↑ 27.9	15.7	↑ 8.2	24.8	↓ -4.3	0.8	↓ -1.3	0.7	8.5	↓ -3.8	1,793	↑ 28.0
1095	273	235	University Hospitals of Cleveland	HL	USA	NA	2,889	↑ 0.5	16.5	↑ 3.4	74.5	↓ -1.8	1.9	↓ -2.5	0.8	20.4	↓ -0.6	1,561	↑ 1.4
1096	30	25	Swinburne University of Technology	HE	AUS	OC	2,887	↑ 13.7	41.8	↑ 7.7	49.2	↑ 3.6	1.3	↑ 1.6	0.7	16.3	↑ 1.1	1,688	↑ 10.0
1097	49	16	Medical University of Silesia	HE	POL	EE	2,885	↑ 3.2	13.5	↑ 8.0	26.3	↓ -1.7	0.8	↑ 5.4	0.8	5.1	↑ 13.8	1,966	↑ 1.2
1098	50	6	Palacky University	HE	CZE	EE	2,885	↑ 14.6	34.4	↑ 9.5	40.2	↑ 3.4	1.0	↑ 15.1	0.6	10.8	↑ 19.0	1,682	↑ 10.2
1099	390	59	Universität zu Lubeck	HE	DEU	WE	2,875	↑ 6.9	39.4	↑ 10.3	58.5	↑ 1.1	1.5	↑ 8.8	0.8	17.6	↑ 7.5	1,527	↑ 4.7
1100	274	236	Stanford Linear Accelerator Center	GO	USA	NA	2,873	↑ 2.5	56.4	↑ 6.8	61.9	↑ 5.1	2.1	↑ 14.2	0.9	23.2	↑ 11.7	885	↓ -5.4
1101	275	237	New York Medical College	HE	USA	NA	2,869	↓ -0.9	26.4	↑ 3.1	69.3	↓ -1.2	1.4	↑ 2.9	0.8	18.1	↑ 1.4	1,581	↓ -0.8
1102	51	17	Gdansk University of Technology	HE	POL	EE	2,868	↑ 6.9	21.5	↓ -8.7	31.0	↓ -3.6	0.8	↑ 1.3	0.8	6.8	↓ -5.4	2,268	↑ 8.9
1103	267	113	Yunnan University	HE	CHN	AS	2,866	↑ 17.2	18.5	↓ -4.4	28.8	↓ -0.6	0.7	↑ 4.8	0.7	6.7	↑ 6.9	1,836	↑ 17.8
1104	268	22	Feng Chia University	HE	TWN	AS	2,860	↑ 11.4	10.6	↑ 8.8	38.1	↓ -0.2	1.0	↑ 5.1	0.8	12.8	↓ -4.6	1,702	↑ 9.9
1105	391	71	Natural History Museum London	GO	GBR	WE	2,858	↑ 2.0	72.9	↑ 1.4	57.0	↑ 1.5	1.3	↑ 4.7	0.9	15.6	↑ 8.7	1,015	↓ -2.4
1106	392	69	Centre Hospitalier Universitaire de Bordeaux	HL	FRA	WE	2,857	↑ 3.1	20.8	↑ 4.4	52.6	↑ 3.1	1.6	↓ -1.2	0.8	15.6	↑ 0.5	1,423	↓ -1.4
1107	393	70	Universite Lille 2 Droit et Sante	HE	FRA	WE	2,857	↑ 6.1	38.0	↑ 2.9	61.5	↑ 0.5	1.5	↑ 4.2	0.7	17.6	↑ 6.2	1,141	↑ 2.6
1108	269	114	Shenzhen University	HE	CHN	AS	2,852	↑ 16.5	16.8	↑ 4.4	20.0	↑ 2.1	0.6	↑ 14.3	0.7	5.7	↑ 20.7	1,831	↑ 16.3
1109	276	238	Miami University of Ohio	HE	USA	NA	2,850	↑ 3.2	22.7	↑ 7.4	56.4	↓ -0.2	1.3	→ 0.0	0.6	14.4	↑ 3.3	1,713	↑ 1.2
1110	47	1	American University of Beirut	HE	LBN	ME	2,844	↑ 7.6	38.7	↑ 2.5	47.4	↓ -5.9	1.0	↑ 4.3	0.5	9.6	↑ 3.0	2,146	↑ 7.1
1111	48	5	Alexandria University	HE	EGY	ME	2,843	↑ 7.0	36.2	↑ 5.1	25.7	↑ 5.6	0.7	↑ 1.4	0.6	7.8	↓ -0.9	1,823	↑ 5.9
1112	277	39	Institut National de la Recherche Scientifique	HE	CAN	NA	2,814	↑ 4.0	41.9	↑ 3.2	58.1	↓ -1.0	1.4	↑ 6.1	0.8	18.7	↑ 8.6	1,680	↑ 4.7
1113	270	23	Chung Yuan Christian University	HE	TWN	AS	2,808	↑ 11.7	14.9	↑ 18.5	43.9	↓ -1.6	1.0	↓ -1.9	0.7	13.4	↓ -3.3	1,737	↑ 11.1
1114	394	72	GlaxoSmithKline, United Kigdom	PR	GBR	WE	2,796	↓ -0.6	48.6	↑ 4.0	75.1	↓ -1.7	2.1	↑ 4.5	0.8	23.9	↑ 1.6	804	↓ -0.6
1115	6	1	University of Ibadan	HE	NGA	AF	2,782	↑ 13.2	22.2	↓ -2.2	22.4	↓ -6.3	0.6	↓ -8.3	0.7	4.4	↓ -8.8	1,676	↑ 13.6
1116	395	11	Universität für Bodenkultur Wien	HE	AUT	WE	2,780	↑ 9.4	53.9	↑ 2.5	58.5	↓ -2.0	1.3	↑ 3.2	0.8	15.6	↑ 0.6	1,625	↑ 7.3
1117	278	239	Woods Hole Oceanographic Institution	OT	USA	NA	2,764	↑ 1.4	41.8	↑ 3.9	79.7	↑ 0.1	2.0	↓ -1.0	0.9	26.6	↓ -3.0	1,179	↓ -1.0
1118	271	19	Manipal University	HE	IND	AS	2,762	↑ 16.5	13.4	↑ 11.7	20.7	↓ -5.6	0.5	↑ 2.0	0.8	3.3	↓ -6.2	2,183	↑ 15.4

WR/RR/CR World/Region/Country Rank

AF Africa AS Asia EE Eastern Europe LA Latin America ME Middle East NA Northern America OC Oceania WE Western Europe

GO Government HE Higher Education HL Health PR Private OT Others

WR	RR	CR	Organization	Sector	Country	Region	Output	O-VR(%)	IC(%)	IC-VR(%)	Q1(%)	Q1-VR(%)	NI	NI-VR(%)	Spec	Exc(%)	Exc-VR(%)	Leadership	Leadership-VR(%)
1119	279	240	SUNY Downstate Medical Center	HL	USA	NA	2,759	↑ 4.1	18.5	↔ 0.0	69.2	↓ -1.0	● 1.5	↓ -2.6	0.8	15.0	↓ -1.6	1,602	↑ 5.0
1120	272	115	Nanjing University of Posts and Telecommunications	HE	CHN	AS	2,746	↑ 28.5	9.0	↓ -3.0	10.3	↑ 1.6	● 0.5	↑ 25.6	0.9	5.9	↑ 10.6	2,199	↑ 27.1
1121	280	241	Henry Ford Health System	HL	USA	NA	2,745	↑ 5.6	19.5	↑ 4.2	73.3	↓ -1.5	● 1.9	↑ 2.1	0.8	22.4	↑ 1.1	1,503	↑ 2.9
1122	396	6	University of Limerick	HE	IRL	WE	2,742	↑ 5.8	38.9	↑ 11.4	35.3	↓ -0.7	● 1.1	↑ 1.0	0.7	10.8	↓ -4.5	1,920	↑ 1.9
1123	273	34	Inje University	HE	KOR	AS	2,736	↑ 12.0	17.4	↑ 0.2	45.6	↓ -1.2	● 0.8	↔ 0.0	0.7	8.8	↑ 1.4	1,354	↑ 11.2
1124	397	73	Liverpool John Moores University	HE	GBR	WE	2,736	↑ 4.0	44.2	↑ 3.2	50.9	↓ -3.7	● 1.4	↓ -3.4	0.7	17.3	↓ -1.5	1,570	↑ 2.6
1125	398	71	Ecole Pratique des Hautes Etudes	HE	FRA	WE	2,731	↑ 9.7	51.0	↑ 0.9	65.6	↓ -2.4	● 1.4	↓ -1.5	0.8	18.9	↑ 2.3	1,336	↑ 9.3
1126	274	24	National Taiwan Ocean University	HE	TWN	AS	2,728	↑ 10.8	19.2	↑ 2.8	48.8	↑ 0.9	● 1.0	↔ 0.0	0.7	12.0	↓ -1.8	1,637	↑ 9.1
1127	275	116	South China Agricultural University	HE	CHN	AS	2,727	↑ 19.2	18.0	↓ -0.8	25.0	↑ 0.2	● 0.7	↑ 4.8	0.8	6.7	↔ 0.0	1,699	↑ 22.4
1128	276	65	Nagoya City University	HE	JPN	AS	2,718	↑ 0.8	19.0	↑ 1.4	60.4	↓ -1.5	● 1.0	↑ 2.0	0.8	10.1	↓ -1.0	1,638	↓ -0.1
1129	52	18	Silesian University of Technology	HE	POL	EE	2,718	↑ 8.0	16.2	↓ -5.2	23.3	↓ -4.7	● 0.6	↑ 1.6	0.8	5.3	↓ -2.2	2,160	↑ 8.5
1130	399	60	Helmholtz Zentrum Berlin fur Materialien und Energie	GO	DEU	WE	2,716	↑ 3.7	63.7	↑ 1.5	68.2	↑ 0.5	● 1.4	↑ 6.1	0.9	15.7	↑ 7.4	1,023	↑ 0.1
1131	400	48	Azienda Ospedaliero Universitaria Policlinico Sant'Orsola Malpighi	HL	ITA	WE	2,712	↑ 2.0	21.5	↑ 3.7	60.6	↓ -1.1	● 1.6	↑ 2.0	0.8	17.2	↑ 1.2	1,621	↓ -0.1
1132	40	1	Universidad de la Republica	HE	URY	LA	2,706	↑ 8.7	62.1	↓ -0.9	48.8	↓ -4.3	● 1.0	↓ -1.0	0.6	10.1	↓ -1.9	1,615	↑ 8.6
1133	53	19	Medical University of Gdansk	HE	POL	EE	2,704	↓ -4.4	25.4	↑ 7.4	36.1	↑ 8.5	● 0.9	↑ 6.2	0.8	5.6	↑ 10.1	1,780	↓ -9.0
1134	401	8	Demokritos, National Centre for Scientific Research	GO	GRC	WE	2,694	↑ 4.6	47.8	↓ -0.1	56.4	↓ -1.3	● 1.3	↑ 5.0	0.7	15.4	↑ 2.3	1,394	↑ 4.8
1135	277	20	Aligarh Muslim University	HE	IND	AS	2,692	↑ 13.2	18.9	↑ 6.6	25.6	↓ -4.1	● 0.8	↑ 2.7	0.7	7.7	↑ 2.7	2,228	↑ 12.0
1136	402	9	Democritus University Of Thrace	HE	GRC	WE	2,690	↑ 9.0	21.3	↓ -0.1	40.9	↓ -0.3	● 0.9	↑ 4.9	0.6	9.1	↑ 6.6	1,818	↑ 12.4
1137	278	66	Toho University	HE	JPN	AS	2,687	↓ -1.9	19.8	↑ 4.5	47.8	↓ -0.7	● 0.8	↑ 3.7	0.8	7.9	↓ -1.6	1,444	↓ -2.1
1138	279	67	Graduate University for Advanced Studies	HE	JPN	AS	2,686	↑ 5.7	35.7	↑ 3.3	65.2	↓ -1.4	● 1.1	↓ -4.2	0.8	13.7	↓ -2.8	685	↑ 4.1
1139	403	72	Institut Curie	HL	FRA	WE	2,681	↑ 2.3	42.3	↑ 1.4	72.3	↓ -0.4	● 1.6	↓ -1.2	0.8	22.0	↑ 3.2	1,262	↓ -0.2
1140	404	73	Hopitaux Universitaires de Strasbourg	HL	FRA	WE	2,669	↑ 3.2	20.7	↑ 1.6	44.0	↑ 1.4	● 1.4	↑ 2.2	0.8	14.5	↑ 5.1	1,433	↑ 1.9
1141	281	242	Carnegie Institution for Science	OT	USA	NA	2,667	↑ 3.2	54.9	↑ 3.3	86.1	↑ 4.0	● 2.1	↔ 0.0	0.9	28.0	↓ -2.2	883	↔ 0.0
1142	280	4	National University Health System	HL	SGP	AS	2,667	↑ 15.8	38.7	↑ 13.2	70.5	↑ 0.4	● 1.5	↑ 2.7	0.8	16.6	↑ 8.3	1,317	↑ 9.0
1143	49	19	Firat University	HE	TUR	ME	2,664	↓ -0.4	8.9	↓ -3.6	31.4	↓ -1.2	● 0.9	↑ 3.4	0.7	10.5	↑ 5.7	2,048	↓ -2.2
1144	405	37	Universidad Miguel Hernandez	HE	ESP	WE	2,661	↑ 7.8	29.2	↓ -0.7	54.0	↓ -0.1	● 1.2	↑ 0.9	0.6	13.6	↓ -2.6	1,438	↑ 9.5
1145	406	38	Hospital General Universitario Gregorio Maranon	HL	ESP	WE	2,657	↑ 1.0	15.7	↑ 11.0	41.7	↑ 0.3	● 1.1	↑ 2.8	0.9	12.0	↑ 4.6	1,577	↓ -3.3
1146	54	5	University of Bucharest	HE	ROU	EE	2,657	↑ 12.7	39.4	↓ -11.1	26.5	↓ -7.6	● 0.7	↑ 2.9	0.8	6.1	↑ 7.7	1,402	↑ 18.2
1147	281	117	Changsha University of Science and Technology	HE	CHN	AS	2,656	↑ 16.5	7.3	↑ 0.8	13.3	↓ -0.4	● 0.5	↑ 5.9	0.9	5.6	↓ -1.2	1,822	↑ 15.2
1148	407	74	Universite Capitole, Toulouse I	HE	FRA	WE	2,651	↑ 7.8	34.0	↑ 6.1	29.4	↓ -4.5	● 1.0	↓ -4.0	0.9	10.4	↓ -8.0	1,631	↑ 3.4
1149	55	2	Taras Shevchenko National University of Kyiv	HE	UKR	EE	2,643	↑ 2.9	38.5	↑ 4.4	20.1	↓ -1.7	● 0.5	↑ 4.7	0.8	3.7	↓ -1.1	1,603	↑ 2.5
1150	282	118	Kunming University of Science and Technology	HE	CHN	AS	2,639	↑ 34.1	9.9	↓ -0.1	13.3	↓ -7.8	● 0.5	↑ 6.4	0.8	4.7	↑ 9.8	1,929	↑ 40.0
1151	283	25	Yuan-Ze University	HE	TWN	AS	2,639	↑ 12.3	13.6	↑ 14.2	38.0	↓ -1.9	● 1.1	↑ 1.0	0.8	13.7	↓ -6.1	1,647	↑ 13.9
1152	50	1	United Arab Emirates University	HE	ARE	ME	2,637	↑ 5.7	53.9	↓ -2.7	38.5	↓ -1.9	● 0.9	↓ -1.1	0.5	10.4	↓ -2.4	1,839	↑ 7.5

WR/RR/CR World/Region/Country Rank

AF Africa AS Asia EE Eastern Europe LA Latin America ME Middle East NA Northern America OC Oceania WE Western Europe

GO Government HE Higher Education HL Health PR Private OT Others

WR	RR	CR	Organization	Sector	Country	Region	Output	O-VR(%)	IC(%)	IC-VR(%)	Q1(%)	Q1-VR(%)	NI	NI-VR(%)	Spec	Exc(%)	Exc-VR(%)	Leadership	Leadership-VR(%)
1153	284	4	Kasetsart University	HE	THA	AS	2,636	↑ 20.5	44.3	↓ -6.3	32.0	↓ -10.7	0.7	↓ -7.0	0.7	5.7	↓ -17.7	1,614	↑ 24.1
1154	285	21	Defence Research and Development Organisation	GO	IND	AS	2,634	↑ 14.0	7.3	↑ 4.0	39.3	↓ -4.8	0.7	↓ -2.6	0.7	8.1	↓ -5.0	1,708	↑ 12.7
1155	286	26	I-Shou University	HE	TWN	AS	2,634	↑ 14.8	9.0	↑ 2.6	44.5	↑ 0.6	1.0	↑ 3.3	0.6	11.2	↑ 0.2	1,316	↑ 13.0
1156	56	2	Sofia University	HE	BGR	EE	2,634	↑ 7.4	54.7	↓ -2.9	39.0	↓ -3.9	0.8	→ 0.0	0.8	6.9	↑ 0.3	1,377	↑ 7.1
1157	408	74	University of Hertfordshire	HE	GBR	WE	2,631	↑ 7.1	45.0	↑ 10.8	48.3	↑ 6.0	1.3	↑ 3.3	0.7	14.6	↑ 9.3	1,376	↑ 0.6
1158	31	26	Royal Children's Hospital Melbourne	HL	AUS	OC	2,622	↑ 1.9	32.8	↑ 5.0	71.0	↓ -0.6	1.6	↑ 2.6	0.8	19.4	↑ 2.3	1,372	↓ -5.2
1159	287	119	Capital Normal University	HE	CHN	AS	2,621	↑ 17.0	17.3	↓ -9.1	21.6	↓ -2.7	0.6	→ 0.0	0.8	5.1	↓ -3.4	1,694	↑ 19.3
1160	288	120	Shaanxi Normal University	HE	CHN	AS	2,616	↑ 15.5	9.5	↑ 14.7	36.1	↑ 2.8	0.7	↑ 4.8	0.8	6.7	↑ 2.9	2,042	↑ 16.1
1161	289	68	Shimane University	HE	JPN	AS	2,616	↓ -0.7	18.0	↓ -0.6	43.7	↓ -3.0	0.8	↓ -2.6	0.6	6.8	↓ -4.8	1,677	↓ -1.2
1162	409	10	University of Thessaly	HE	GRC	WE	2,615	↑ 11.1	29.8	↑ 0.3	49.9	↓ -3.5	1.1	→ 0.0	0.6	12.1	↓ -2.7	1,636	↑ 10.8
1163	290	121	Xi'an University of Architecture and Technology	HE	CHN	AS	2,609	↑ 16.8	4.2	↑ 0.2	20.0	↑ 19.8	0.5	↑ 4.0	0.9	8.0	↓ -14.7	1,902	↑ 18.2
1164	291	122	Guangdong University of Technology	HE	CHN	AS	2,601	↑ 19.9	10.3	↓ -2.5	11.5	↓ -3.4	0.5	↑ 2.0	0.8	5.0	↑ 2.0	1,912	↑ 19.5
1165	292	123	Zhejiang Normal University	HE	CHN	AS	2,598	↑ 20.6	11.0	↑ 13.1	26.4	↑ 7.8	0.7	↑ 10.9	0.8	8.4	↑ 11.7	1,885	↑ 22.7
1166	293	69	Jichi Medical University	HE	JPN	AS	2,597	↑ 1.8	14.4	↑ 4.1	50.1	↓ -3.4	1.1	↑ 5.0	0.8	10.2	↑ 0.2	1,641	↑ 2.0
1167	410	39	Hospital Universitario Ramon y Cajal	HL	ESP	WE	2,594	↑ 4.3	17.6	↑ 3.5	46.5	↑ 1.6	1.2	↑ 5.5	0.9	11.8	↑ 3.7	1,503	↑ 1.4
1168	282	243	State University of New York Upstate Medical University	HL	USA	NA	2,589	↑ 2.5	22.0	↑ 8.9	69.5	↓ -1.8	1.4	↓ -0.7	0.8	16.2	↑ 0.2	1,452	↑ 1.8
1169	411	61	Universitat Hohenheim	HE	DEU	WE	2,589	↑ 3.5	45.2	↑ 4.0	56.4	↓ -2.0	1.2	↓ -0.8	0.8	14.5	↓ -2.0	1,584	↑ 1.7
1170	412	6	Haukeland University Hospital	HL	NOR	WE	2,584	↑ 6.6	39.9	↑ 4.1	67.7	↓ 0.0	1.6	↓ -0.6	0.8	17.5	↓ -1.4	1,106	↑ 2.1
1171	283	244	Roswell Park Cancer Institute	HL	USA	NA	2,583	↑ 3.5	24.9	↑ 2.5	78.5	↑ 0.0	1.7	↑ 0.6	0.9	19.1	↑ 1.7	1,349	↑ 2.6
1172	284	245	Rochester Institute of Technology	HE	USA	NA	2,578	↑ 6.6	23.1	↑ 7.7	35.5	↑ 1.2	1.4	↓ -10.0	0.8	13.8	↓ -5.3	1,685	↑ 5.5
1173	294	124	PLA University of Science and Technology	HE	CHN	AS	2,573	↑ 19.9	2.1	↓ -11.6	5.4	↑ 4.2	0.4	↑ 9.1	0.9	3.0	↑ 9.0	1,867	↑ 23.9
1174	285	246	Northern Illinois University	HE	USA	NA	2,572	↑ 3.2	28.5	↑ 2.4	52.1	↓ -4.0	1.2	↑ 7.1	0.7	13.8	↑ 3.7	1,458	↑ 3.7
1175	295	125	Northeast Forestry University	HE	CHN	AS	2,571	↑ 45.7	10.6	↓ -10.6	13.9	↑ 5.0	0.5	↑ 9.3	0.8	3.9	↑ 7.7	1,912	↑ 51.4
1176	413	19	Netherlands Cancer Institute - Antoni van Leeuwenhoek Hospital	HL	NLD	WE	2,568	↑ 3.7	40.4	↑ 0.6	81.9	↑ 0.7	2.4	↑ 6.2	0.9	28.0	↓ -0.2	1,310	↑ 1.9
1177	414	40	Universidad Rey Juan Carlos	HE	ESP	WE	2,563	↑ 12.1	30.6	↑ 5.3	47.5	↑ 1.1	1.1	↑ 0.9	0.6	13.6	↓ -1.3	1,572	↑ 11.4
1178	57	2	University of Novi Sad	HE	SRB	EE	2,563	↑ 24.2	28.1	↑ 12.5	25.2	↓ -8.2	0.7	↑ 5.8	0.7	7.3	↑ 3.3	1,768	↑ 22.4
1179	51	13	Shiraz University of Medical Sciences	HE	IRN	ME	2,562	↑ 20.5	11.6	↑ 1.9	27.6	↓ -8.0	0.5	↑ 1.9	0.8	3.8	↓ -0.3	1,785	↑ 20.3
1180	296	70	Kagawa University	HE	JPN	AS	2,560	↑ 1.4	21.3	↑ 5.4	39.4	↓ -1.3	0.8	↓ -1.3	0.7	5.8	↓ -9.4	1,633	↑ 0.7
1181	41	24	Universidade Federal do Rio Grande do Norte	HE	BRA	LA	2,560	↑ 13.5	16.4	↑ 2.5	28.0	↓ -2.5	0.7	↓ -1.5	0.6	5.6	↓ -2.1	1,527	↑ 9.1
1182	297	22	Annamalai University	HE	IND	AS	2,559	↑ 14.9	12.0	↑ 12.6	22.6	↓ -3.2	0.8	↑ 1.3	0.8	9.2	↑ 2.8	1,985	↑ 13.6
1183	298	71	Kyoto Prefectural University of Medicine	HE	JPN	AS	2,554	↓ -4.0	12.7	↑ 2.9	52.8	↓ -4.0	0.9	↑ 1.1	0.8	9.2	↓ -3.7	1,525	↓ -2.6
1184	299	72	Nippon Medical School	HE	JPN	AS	2,553	↑ 0.8	13.3	↓ -4.2	50.1	↓ -7.3	1.0	↑ 15.3	0.8	8.2	↑ 0.2	1,763	↑ 0.5
1185	300	5	Prince of Songkla University	HE	THA	AS	2,552	↑ 13.5	41.2	↓ -2.5	31.5	↓ -6.1	0.9	↓ -3.3	0.7	7.6	↓ -0.1	1,669	↑ 12.2
1186	301	27	National Taiwan Normal University	HE	TWN	AS	2,551	↑ 13.5	19.6	↑ 7.5	48.7	↓ -1.0	1.0	↑ 1.0	0.6	11.0	↓ -4.4	1,433	↑ 14.6
1187	415	75	Telecom ParisTech	HE	FRA	WE	2,551	↑ 13.6	36.4	↑ 2.0	27.2	↑ 0.7	1.2	↑ 4.3	0.8	14.1	↑ 3.1	1,372	↑ 12.5

WR/RR/CR World/Region/Country Rank

AF Africa AS Asia EE Eastern Europe LA Latin America ME Middle East NA Northern America OC Oceania WE Western Europe

GO Government HE Higher Education HL Health PR Private OT Others

WR	RR	CR	Organization	Sector	Country	Region	Output	O-VR(%)	IC(%)	IC-VR(%)	Q1(%)	Q1-VR(%)	NI	NI-VR(%)	Spec	Exc(%)	Exc-VR(%)	Leadership	Leadership-VR(%)
1188	416	76	Universite d'Orleans	HE	FRA	WE	2,551	↑ 6.4	50.5	↑ 2.3	57.2	↓ -1.9	1.2	↑ 3.4	0.7	14.0	↑ 6.9	1,247	↑ 4.2
1189	302	126	Shandong University of Technology	HE	CHN	AS	2,548	↑ 31.3	4.6	↓ -21.1	11.7	↓ -16.8	0.5	↓ -3.8	0.8	4.9	↓ -12.5	2,019	↑ 37.3
1190	303	127	Xiangtan University	HE	CHN	AS	2,548	↑ 17.9	14.0	↑ 2.0	35.6	↑ 3.6	0.8	↑ 5.6	0.8	7.7	↑ 2.7	1,797	↑ 17.8
1191	417	77	Universite de Cergy-Pontoise	HE	FRA	WE	2,540	↑ 13.4	52.1	↑ 1.6	54.2	↓ -1.3	1.1	↓ -0.9	0.8	12.2	↓ -7.3	1,207	↑ 9.7
1192	418	49	Universita degli Studi del Piemonte Orientale Amedeo Avogadro	HE	ITA	WE	2,538	↑ 6.5	37.6	↑ 9.2	60.8	↑ 1.8	1.4	↑ 6.8	0.8	15.8	↑ 7.2	1,168	↑ 4.0
1193	419	20	National Institute for Public Health and the Environment	HL	NLD	WE	2,537	↑ 4.4	46.1	↑ 1.2	74.8	↑ 2.1	2.0	↑ 3.6	0.8	28.2	↑ 3.6	962	↑ 3.1
1194	52	20	Bogazici University	HE	TUR	ME	2,536	↑ 11.8	34.5	↑ 3.1	38.6	↓ -1.8	1.2	↑ 7.0	0.6	13.2	↑ 2.1	1,602	↑ 8.8
1195	42	1	Universidad Central de Venezuela	HE	VEN	LA	2,536	↑ 1.9	39.1	↓ -0.5	26.7	↓ -7.6	0.5	↓ -7.0	0.6	4.7	↓ -7.1	1,374	↑ 1.1
1196	304	35	Sejong University	HE	KOR	AS	2,534	↑ 1.7	24.4	↑ 4.0	47.8	↑ 1.1	0.9	↑ 3.7	0.7	9.3	↓ -0.5	1,534	↑ 1.9
1197	420	78	Ecole des Hautes Etudes en Sciences Sociales	HE	FRA	WE	2,530	↑ 10.7	29.2	↓ -2.5	36.7	↓ -6.8	0.8	↓ -4.7	0.8	8.9	↓ -9.4	1,688	↑ 12.1
1198	421	62	Carl von Ossietzky Universitat Oldenburg	HE	DEU	WE	2,528	↑ 9.7	38.8	↑ 4.7	51.6	↑ 1.1	1.3	↑ 4.8	0.7	14.7	↑ 1.9	1,497	↑ 9.3
1199	305	128	Chinese Academy of Geological Sciences	GO	CHN	AS	2,528	↑ 8.5	28.1	↓ -1.7	40.5	↓ -8.2	1.5	↓ -0.7	1.0	18.0	↓ -7.5	1,486	↑ 9.4
1200	306	1	Quaid-i-Azam University	HE	PAK	AS	2,528	↑ 18.0	41.2	↑ 3.9	33.1	↑ 0.6	1.1	↑ 6.7	0.8	12.7	↑ 8.8	1,713	↑ 14.2
1201	422	41	Institut d'Investigacions Biomediques August Pi i Sunyer	HL	ESP	WE	2,526	↑ 15.9	35.2	↑ 7.1	71.3	↓ -2.1	2.1	↓ -2.8	0.8	23.3	↑ 0.7	955	↑ 23.4
1202	423	42	Hospital de la Santa Creu i Sant Pau	HL	ESP	WE	2,524	↑ 2.3	26.5	↑ 3.5	55.1	↑ 0.1	1.5	↑ 8.6	0.8	15.2	↑ 5.2	1,199	↓ -1.6
1203	58	6	Russian Research Centre Kurchatov Institute	GO	RUS	EE	2,522	↓ -1.5	49.1	↓ -2.5	32.6	↓ -7.6	0.8	↓ -4.8	0.9	7.0	↓ -3.4	1,225	↓ -1.5
1204	307	23	Panjab University	HE	IND	AS	2,514	↑ 7.5	33.6	↓ -0.2	46.9	↓ -3.8	1.2	↑ 1.7	0.7	12.5	↑ 3.4	1,489	↑ 6.2
1205	424	12	Abo Academy University	HE	FIN	WE	2,498	↑ 5.4	46.5	↑ 6.3	57.5	↓ -0.7	1.3	→ 0.0	0.6	14.2	↓ -7.4	1,427	↑ 3.9
1206	59	2	Ruder Boskovic Institute	GO	HRV	EE	2,498	↑ 1.0	47.9	↑ 5.9	50.7	↑ 2.3	1.0	↑ 12.5	0.8	9.2	↑ 16.9	1,400	↓ -3.6
1207	308	129	Shandong University of Science and Technology	HE	CHN	AS	2,498	↑ 24.8	6.5	↓ -7.9	9.3	↓ -5.2	0.5	↓ -5.7	0.9	5.1	↓ -13.2	1,583	↑ 36.2
1208	309	73	Kyoto Institute of Technology	HE	JPN	AS	2,494	↓ -7.4	17.1	↑ 9.2	42.7	↑ 2.4	0.8	→ 0.0	0.8	7.0	↓ -2.8	1,495	↓ -8.3
1209	43	25	Pontificia Universidade Catolica do Rio de Janeiro	HE	BRA	LA	2,487	↑ 6.1	31.2	↑ 0.3	30.4	↓ -3.4	0.9	↑ 2.3	0.7	8.2	↓ -11.3	1,364	↑ 7.0
1210	310	74	Saitama University	HE	JPN	AS	2,487	↑ 1.9	23.8	↑ 2.4	41.8	↓ -3.4	0.8	↑ 3.8	0.7	5.8	↑ 1.2	1,462	↑ 2.8
1211	286	247	New York Presbyterian Hospital	HL	USA	NA	2,486	↓ -1.2	15.5	↑ 6.2	69.7	↓ -1.4	2.0	↑ 9.2	0.9	20.0	↑ 2.7	1,393	↓ -2.0
1212	425	79	Universite de Limoges	HE	FRA	WE	2,485	↑ 13.1	30.8	↑ 7.0	45.9	↓ -0.2	1.1	↑ 1.9	0.6	11.1	↓ -1.2	1,552	↑ 10.1
1213	426	1	University of Cyprus	HE	CYP	WE	2,481	↑ 14.6	63.3	↑ 1.0	46.0	↑ 1.4	1.4	↑ 7.9	0.7	15.9	↑ 7.5	1,420	↑ 12.1
1214	427	7	SINTEF Group	PR	NOR	WE	2,480	↑ 7.4	33.2	↑ 4.0	39.5	↑ 0.7	1.5	↓ -1.3	0.7	16.5	↓ -6.6	1,210	↑ 3.8
1215	60	7	University of Pecs	HE	HUN	EE	2,480	↑ 5.1	35.2	↓ -0.5	44.6	↓ -1.7	0.9	↑ 4.9	0.7	7.1	↑ 11.3	1,598	↑ 6.7
1216	32	27	Murdoch University	HE	AUS	OC	2,478	↑ 1.0	37.8	↑ 2.0	52.2	↓ -0.9	1.2	↑ 0.8	0.7	14.1	↑ 0.9	1,378	↓ -0.8
1217	428	80	Universite de Bretagne Occidentale	HE	FRA	WE	2,478	↑ 8.1	41.5	↑ 2.4	51.0	↓ -3.5	1.1	↓ -0.9	0.7	11.7	↑ 0.7	1,255	↑ 4.9
1218	311	75	The Jikei University School of Medicine	HE	JPN	AS	2,475	↓ -0.8	12.3	↑ 5.3	44.3	↑ 1.7	0.9	↑ 9.0	0.8	9.0	↑ 15.9	1,498	↓ -2.7
1219	53	21	Suleyman Demirel University, Isparta	HE	TUR	ME	2,474	↑ 8.6	14.4	↑ 4.8	30.4	↓ -4.7	0.7	↑ 1.4	0.7	7.4	↓ -3.4	1,716	↑ 9.2
1220	429	75	Birkbeck, University of London	HE	GBR	WE	2,465	↑ 8.4	41.1	↑ 6.0	56.7	↑ 0.3	1.6	↑ 3.2	0.7	19.8	↓ -0.3	1,380	↑ 7.6
1221	430	76	Aston University	HE	GBR	WE	2,463	↑ 2.8	39.7	↑ 4.8	49.9	↓ -2.8	1.4	↑ 8.9	0.7	16.1	↑ 4.1	1,546	↑ 0.8

WR/RR/CR World/Region/Country Rank

AF Africa AS Asia EE Eastern Europe LA Latin America ME Middle East NA Northern America OC Oceania WE Western Europe

GO Government HE Higher Education HL Health PR Private OT Others

WR	RR	CR	Organization	Sector	Country	Region	Output	O-VR(%)	IC(%)	IC-VR(%)	Q1(%)	Q1-VR(%)	NI	NI-VR(%)	Spec	Exc(%)	Exc-VR(%)	Leadership	Leadership-VR(%)
1222	312	76	Toyohashi University of Technology	HE	JPN	AS	2,461	↓ -2.8	20.1	↑ 1.0	33.1	↓ -4.7	0.8	↓ -1.2	0.8	7.4	↓ -3.7	1,686	↓ -1.7
1223	54	22	Bilkent University	HE	TUR	ME	2,457	↑ 9.4	35.7	↑ 3.0	45.1	↑ 1.4	1.2	↑ 0.9	0.8	13.5	↓ -1.5	1,761	↑ 9.0
1224	313	77	Fukuoka University	HE	JPN	AS	2,457	↑ 3.8	17.3	↑ 2.1	43.5	↓ -5.5	0.8	↑ 3.9	0.7	7.4	↑ 3.1	1,459	↑ 4.1
1225	287	248	City University of New York, City College	HE	USA	NA	2,454	↑ 6.2	26.8	↑ 0.8	57.6	↓ -1.7	1.4	→ 0.0	0.6	17.6	↑ 1.0	1,508	↑ 6.3
1226	431	43	Hospital Universitario 12 de Octubre	HL	ESP	WE	2,452	↑ 2.9	17.5	↑ 12.4	40.9	↑ 1.8	1.4	↑ 14.4	0.9	11.9	↑ 7.1	1,320	↓ -2.4
1227	314	130	Shenyang Pharmaceutical University	HE	CHN	AS	2,452	↑ 5.7	18.5	↓ -7.1	32.3	↓ -3.7	0.7	↑ 3.0	0.9	6.6	↑ 8.4	1,452	↑ 4.5
1228	288	249	H. Lee Moffitt Cancer Center and Research Institute	HL	USA	NA	2,450	↑ 8.5	20.4	↑ 6.7	77.3	↓ -1.1	2.0	↓ -3.8	0.9	20.7	↓ -7.9	1,296	↑ 8.4
1229	432	63	Technische Universitat Chemnitz	HE	DEU	WE	2,450	↑ 3.9	35.7	↑ 2.2	39.6	↓ -4.0	0.9	↑ 1.1	0.8	9.2	↓ -0.9	1,530	↑ 3.3
1230	433	77	University Hospitals Leicester NHS Trust	HL	GBR	WE	2,441	↑ 0.8	18.9	↑ 16.1	61.5	↓ -3.2	1.6	↑ 3.8	0.8	14.5	↓ -1.8	1,617	↓ -2.3
1231	434	44	Universidade da Coruna	HE	ESP	WE	2,439	↑ 13.3	26.0	↑ 2.7	37.3	↓ -0.7	0.9	→ 0.0	0.7	8.6	↓ -1.7	1,686	↑ 13.3
1232	315	36	Sogang University	HE	KOR	AS	2,435	↑ 12.3	22.2	↑ 8.2	46.9	↓ -1.8	0.9	↓ -1.1	0.7	8.8	↓ -2.1	1,466	↑ 12.2
1233	55	14	K.N.Toosi University of Technology	HE	IRN	ME	2,434	↑ 26.2	14.2	↓ -2.7	24.6	↑ 2.4	0.9	↑ 3.4	0.8	11.8	↑ 2.7	1,759	↑ 27.4
1234	289	40	Centre Hospitalier de l'Universite de Montreal	HL	CAN	NA	2,433	↑ 4.9	40.7	↑ 1.6	73.1	↓ -1.6	2.0	↓ -2.9	0.8	20.0	↑ 4.2	1,274	↑ 3.4
1235	316	78	Yamanashi University	HE	JPN	AS	2,432	↑ 1.3	16.7	↑ 1.9	50.5	↓ -2.0	1.0	↑ 7.3	0.7	11.5	↑ 6.5	1,483	↑ 0.5
1236	290	250	National Renewable Energy Laboratory	GO	USA	NA	2,429	↑ 8.6	21.5	↑ 5.1	51.2	↓ -4.2	2.2	↓ -9.6	0.9	24.8	↓ -3.3	1,368	↑ 7.0
1237	317	79	Showa University	HE	JPN	AS	2,427	↑ 0.4	14.8	↓ -1.3	43.2	↓ -4.7	0.8	↑ 2.6	0.8	8.2	↑ 7.6	1,427	↑ 0.6
1238	435	81	Universite Nancy 2	HE	FRA	WE	2,426	↑ 8.6	34.7	↑ 1.6	29.9	↓ -0.7	0.9	↓ -9.1	0.8	8.2	↓ -12.5	1,478	↑ 6.2
1239	436	82	Centre Hospitalier Universitaire de Nantes	HL	FRA	WE	2,420	↑ 8.0	22.5	↑ 1.4	52.6	↑ 1.4	1.6	↓ -5.4	0.8	16.5	↑ 2.8	1,156	↑ 6.5
1240	318	131	Shenyang University of Technology	HE	CHN	AS	2,419	↑ 16.5	5.1	↓ -16.3	6.9	↓ -11.1	0.4	↑ 5.1	0.9	1.9	↑ 7.2	1,913	↑ 22.2
1241	319	37	Korea Research Institute of Bioscience and Biotechnology	GO	KOR	AS	2,418	↑ 7.3	22.9	↓ -0.3	60.3	↓ -6.3	0.9	↑ 2.2	0.9	8.7	↓ -2.0	1,104	↑ 4.4
1242	320	6	MARA University of Technology	HE	MYS	AS	2,418	↑ 83.7	11.5	↓ -9.1	10.8	↓ -27.6	0.8	↑ 15.2	0.7	5.8	↑ 8.1	1,753	↑ 95.9
1243	321	80	Hirosaki University	HE	JPN	AS	2,415	↑ 1.9	15.1	↑ 1.2	47.1	↓ -4.7	0.8	↑ 4.0	0.7	5.8	↓ -6.8	1,524	↑ 1.3
1244	291	251	Brandeis University	HE	USA	NA	2,414	↑ 1.9	30.4	↑ 6.3	76.1	↓ -1.5	1.7	↓ -2.3	0.7	22.1	↓ -3.8	1,379	↓ -0.6
1245	437	1	University of Iceland	HE	ISL	WE	2,412	↑ 13.9	65.5	↑ 4.4	61.5	↑ 0.9	1.8	↑ 11.8	0.6	19.5	↑ 9.6	1,062	↑ 11.0
1246	322	132	Harbin University of Science and Technology	HE	CHN	AS	2,410	↑ 22.3	4.7	↓ -9.6	9.1	↓ -0.5	0.4	↑ 8.3	0.9	2.2	↓ -3.5	1,669	↑ 24.6
1247	323	133	Henan Polytechnic University	HE	CHN	AS	2,410	↑ 48.7	3.8	↑ 0.5	9.7	↓ -13.4	0.6	↓ -6.5	0.8	5.4	↓ -5.1	1,610	↑ 65.6
1248	324	81	National Institute of Public Health of Japan	HL	JPN	AS	2,410	↑ 4.1	27.5	↑ 2.8	61.6	↓ -0.2	1.0	→ 0.0	0.9	9.9	↑ 0.2	1,021	↑ 1.3
1249	438	83	Universite d'Auvergne, Clermont-Ferrand I	HE	FRA	WE	2,397	↑ 28.7	43.6	↓ -1.4	56.0	↑ 1.6	1.6	↑ 2.0	0.6	16.5	↑ 2.2	1,043	↑ 38.0
1250	325	24	University of Madras	HE	IND	AS	2,397	↑ 1.1	18.4	↑ 2.4	32.5	↓ -5.9	0.8	↑ 6.9	0.8	6.2	↑ 2.1	1,657	↓ -2.6
1251	44	26	Universidade Federal de Lavras	HE	BRA	LA	2,396	↑ 29.0	10.6	↑ 3.2	10.1	↓ -3.0	0.5	↓ -7.8	0.9	3.3	↓ -12.6	1,305	↑ 29.5
1252	292	252	Alcatel-Lucent	PR	USA	NA	2,394	↓ -12.2	33.7	↑ 3.3	42.4	↓ -8.6	2.0	↓ -6.0	0.9	21.8	↓ -8.3	1,195	↓ -11.6
1253	326	134	Capital University of Medical Sciences	HE	CHN	AS	2,393	↓ -1.1	17.6	↑ 7.5	32.9	↑ 11.8	0.5	↑ 10.9	0.9	4.9	↑ 21.8	1,677	↓ -3.3
1254	293	253	Montefiore Medical Center	HL	USA	NA	2,393	↑ 8.4	16.5	↑ 19.9	70.2	↓ -0.4	1.5	↑ 3.4	0.8	17.0	↑ 9.4	1,314	↑ 5.5
1255	294	254	Fermi National Accelerator Laboratory	GO	USA	NA	2,387	↓ -3.6	56.2	↑ 5.5	60.0	↑ 5.3	2.2	↑ 13.5	1.0	23.8	↑ 16.5	901	↓ -10.6
1256	439	78	University of Stirling	HE	GBR	WE	2,385	↑ 8.1	37.7	↑ 0.7	56.7	↑ 0.2	1.4	↑ 2.1	0.7	16.9	↓ -1.5	1,378	↑ 7.6
1257	440	79	Health Protection Agency	HL	GBR	WE	2,383	↑ 5.1	38.8	↑ 7.4	72.4	↓ -0.7	1.9	↑ 9.4	0.9	21.7	↑ 2.6	1,083	↑ 1.7
1258	327	25	University of Calcutta	HE	IND	AS	2,383	↑ 12.7	22.7	↓ -0.8	38.0	↓ -3.0	0.8	↑ 5.5	0.7	7.0	↑ 12.3	1,515	↑ 14.0

WR/RR/CR World/Region/Country Rank

AF Africa AS Asia EE Eastern Europe LA Latin America ME Middle East NA Northern America OC Oceania WE Western Europe

GO Government HE Higher Education HL Health PR Private OT Others

WR	RR	CR	Organization	Sector	Country	Region	Output	O-VR(%)	IC(%)	IC-VR(%)	Q1(%)	Q1-VR(%)	NI	NI-VR(%)	Spec	Exc(%)	Exc-VR(%)	Leadership	Leadership-VR(%)
1259	441	80	Institute of Cancer Research	HL	GBR	WE	2,381	↑ 5.0	43.9	↑ 6.0	83.5	↑ 1.1	● 2.5	↓ -0.4	0.9	29.0	↑ 4.8	1,251	↑ 3.1
1260	442	84	Institut Francais de Recherche pour l'Exploitation de la Mer	GO	FRA	WE	2,379	↑ 6.8	53.4	↑ 2.1	62.3	↑ 4.1	● 1.4	↑ 2.2	0.9	17.2	↓ -0.6	975	↑ 4.3
1261	61	20	Poznan University of Technology	HE	POL	EE	2,379	↑ 9.5	18.8	↓ -4.9	24.5	↓ -1.9	● 0.8	↓ -8.2	0.8	6.8	↓ -13.3	1,917	↑ 9.1
1262	62	21	Medical University of Lublin	HE	POL	EE	2,377	↑ 3.6	13.6	↑ 1.3	23.3	↓ -6.2	● 0.5	→ 0.0	0.8	3.6	↑ 1.7	1,748	↑ 4.4
1263	328	28	National Yunlin University of Science and Technology	HE	TWN	AS	2,376	↑ 13.3	5.4	↓ -3.4	28.9	↓ -4.5	● 1.0	↓ -3.0	0.8	12.0	↓ -1.9	1,614	↑ 9.9
1264	329	82	Kochi University	HE	JPN	AS	2,368	↓ -1.3	28.1	↑ 5.8	53.4	↓ -2.9	● 1.0	↑ 8.9	0.7	9.5	↑ 9.4	1,398	↓ -2.9
1265	295	255	Amgen	PR	USA	NA	2,367	↑ 6.0	25.1	↓ -1.4	78.0	↓ -0.6	● 2.3	↑ 3.2	0.8	26.2	↓ -3.7	1,030	↑ 12.7
1266	56	15	University of Tabriz	HE	IRN	ME	2,365	↑ 28.5	19.0	↓ -7.6	25.1	↓ -4.3	● 0.9	↑ 6.2	0.7	9.5	↑ 1.8	1,540	↑ 29.8
1267	443	50	Fondazione IRCCS Policlinico San Matteo	HL	ITA	WE	2,363	↓ -0.3	26.5	↑ 2.1	64.5	↓ -1.2	● 2.0	↓ -3.9	0.9	19.2	↑ 4.7	1,069	↓ -3.7
1268	444	51	Universita degli Studi di Sassari	HE	ITA	WE	2,363	↑ 1.4	35.8	↑ 6.8	57.3	↓ -0.7	● 1.1	↓ -1.8	0.8	12.4	↓ -4.7	1,192	↓ -1.2
1269	445	81	University of Portsmouth	HE	GBR	WE	2,361	↑ 5.6	44.1	↑ 5.1	53.0	↓ -0.8	● 1.6	↑ 3.3	0.6	16.8	↑ 1.4	1,310	↑ 5.4
1270	296	256	University of Maine, Orono	HE	USA	NA	2,358	↑ 1.4	29.2	↑ 1.1	58.3	↓ -1.7	● 1.3	→ 0.0	0.7	15.0	↑ 0.9	1,373	↓ -0.2
1271	330	135	Beijing Forestry University	HE	CHN	AS	2,355	↑ 35.3	14.1	↑ 2.2	16.2	↑ 5.9	● 0.4	↑ 7.7	0.9	3.9	↑ 11.5	1,536	↑ 44.1
1272	297	257	The North Shore-LIJ Health System	HL	USA	NA	2,354	↓ -2.2	19.4	↑ 7.5	70.7	↑ 1.2	● 1.9	↑ 1.1	0.8	21.5	↑ 1.3	1,280	↓ -0.1
1273	446	85	Ecole Superieure de Physique et de Chimie Industrielles de la Ville de Paris	HE	FRA	WE	2,350	↑ 5.7	41.8	↓ -3.4	70.0	↓ -0.6	● 1.6	↓ -0.6	0.8	19.4	↑ 2.5	1,216	↑ 6.5
1274	63	7	Institute of Chemical Technology in Prague	HE	CZE	EE	2,348	↑ 5.7	28.5	↓ -0.5	37.9	↑ 0.8	● 0.9	↑ 9.9	0.8	9.2	↑ 3.1	1,408	↑ 5.7
1275	447	86	Centre Hospitalier Universitaire de Nancy	HL	FRA	WE	2,345	↑ 4.6	17.8	↓ -3.3	42.1	↑ 1.9	● 1.4	↓ -4.2	0.8	13.5	↑ 0.3	1,254	↑ 3.3
1276	45	2	Universidad de Antioquia	HE	COL	LA	2,342	↑ 19.9	48.1	↑ 0.1	31.8	↓ -4.4	● 0.7	↑ 4.5	0.7	6.9	↑ 16.2	1,405	↑ 20.6
1277	448	64	Bergische Universitat Wuppertal	HE	DEU	WE	2,341	↑ 2.9	55.4	↑ 2.4	50.5	↑ 2.3	● 1.5	↑ 12.9	0.7	16.1	↑ 8.5	1,042	↑ 0.4
1278	46	27	Universidade Federal da Paraiba	HE	BRA	LA	2,333	↑ 21.0	14.9	↑ 5.4	22.3	↓ -5.5	● 0.7	↓ -7.6	0.7	6.6	↓ -6.3	1,326	↑ 20.4
1279	331	136	North University of China	HE	CHN	AS	2,331	↑ 28.2	3.8	↓ -9.6	13.3	↑ 4.8	● 0.4	↑ 8.8	0.9	2.7	↑ 3.1	1,857	↑ 30.2
1280	64	7	Alikhanov Institute for Theoretical and Experimental Physics	GO	RUS	EE	2,330	↑ 0.1	73.9	↑ 1.1	52.1	↓ -1.6	● 1.5	↑ 11.6	1.0	17.9	↑ 17.7	697	↓ -4.4
1281	47	28	Pontificia Universidade Catolica do Rio Grande do Sul	HE	BRA	LA	2,330	↑ 12.1	25.4	↓ -0.4	31.4	↓ -2.7	● 0.8	↓ -12.1	0.7	7.4	↑ 0.5	1,317	↑ 11.6
1282	298	258	Creighton University	HE	USA	NA	2,329	↑ 3.2	24.1	↓ -0.1	61.4	↓ -2.4	● 1.6	↓ -1.9	0.7	17.0	↓ -2.2	1,292	↑ 0.9
1283	33	28	Royal Melbourne Hospital	HL	AUS	OC	2,317	↑ 5.1	32.2	↑ 5.4	71.5	↑ 1.1	● 2.1	↑ 2.9	0.8	20.9	↑ 5.2	1,095	↓ -0.5
1284	332	137	Air Force Engineering University	HE	CHN	AS	2,314	↑ 19.2	1.4	↓ -7.1	7.7	↑ 2.9	● 0.4	↑ 2.5	0.9	3.3	↑ 3.7	1,764	↑ 22.5
1285	333	8	Queen Mary Hospital Hong Kong	HL	HKG	AS	2,314	↓ -4.1	30.2	↑ 3.3	68.2	↓ -3.0	● 1.6	→ 0.0	0.9	16.8	↑ 3.3	1,644	↓ -6.3
1286	449	52	Mario Negri Istituto di Ricerche Farmacologiche	HL	ITA	WE	2,307	↑ 1.9	43.9	↑ 3.0	73.8	↓ -1.8	● 2.0	↑ 2.5	0.8	23.8	↑ 0.8	1,236	↓ -1.0
1287	334	138	Hunan Normal University	HE	CHN	AS	2,299	↑ 4.8	16.8	↓ -5.1	36.5	↑ 2.6	● 0.7	↑ 5.8	0.8	8.0	↑ 3.9	1,524	↑ 1.3
1288	48	29	Universidade Federal de Goias	HE	BRA	LA	2,297	↑ 21.8	16.7	↓ -0.8	28.7	↓ -7.8	● 0.8	↓ -3.8	0.7	5.9	↓ -5.0	1,161	↑ 21.8
1289	450	65	Alfred Wegener Institut fur Polar und Meeresforschung	GO	DEU	WE	2,293	↑ 5.3	66.1	↑ 3.2	71.8	↓ -0.4	● 1.5	↑ 0.7	0.9	19.6	↑ 0.8	1,026	↓ -0.1
1290	335	83	Japan Advanced Institute of Science and Technology	HE	JPN	AS	2,288	↓ -3.8	25.4	↑ 5.4	36.2	↑ 0.7	● 0.9	↓ -4.3	0.8	9.6	↓ -8.0	1,456	↓ -4.8

WR/RR/CR World/Region/Country Rank

AF Africa AS Asia EE Eastern Europe LA Latin America ME Middle East NA Northern America OC Oceania WE Western Europe

GO Government HE Higher Education HL Health PR Private OT Others

WR	RR	CR	Organization	Sector	Country	Region	Output	O-VR(%)	IC(%)	IC-VR(%)	Q1(%)	Q1-VR(%)	NI	NI-VR(%)	Spec	Exc(%)	Exc-VR(%)	Leadership	Leadership-VR(%)
1291	57	23	Akdeniz University	HE	TUR	ME	2,284	↑ 2.6	18.8	↑ 7.0	32.2	↓ -9.5	0.9	↑ 2.4	0.6	7.6	↑ 0.9	1,627	↓ -0.8
1292	451	82	Barts and the London NHS Trust	HL	GBR	WE	2,284	↓ -2.0	24.8	↑ 1.8	63.0	↓ -1.5	1.7	↓ -0.6	0.8	16.2	↓ -0.5	1,214	↓ -4.6
1293	336	6	King Mongkut's University of Technology Thonburi	HE	THA	AS	2,281	↑ 28.8	26.4	↓ -2.0	32.2	↓ -9.6	1.2	↓ -4.1	0.8	15.6	↓ -7.5	1,600	↑ 27.5
1294	452	45	Universitat de Girona	HE	ESP	WE	2,279	↑ 13.5	41.8	↑ 1.5	55.4	↑ 0.6	1.3	↑ 1.6	0.6	14.7	↓ -2.8	1,356	↑ 10.0
1295	453	46	Hospital Universitario La Fe	HL	ESP	WE	2,276	↑ 6.9	16.4	↑ 12.5	42.6	↑ 1.9	1.1	↑ 6.8	0.8	11.5	↑ 4.4	1,278	↑ 3.8
1296	454	66	Helmholtz Zentrum fur Umweltforschung	GO	DEU	WE	2,275	↑ 10.4	48.2	↑ 1.3	69.4	↑ 1.9	1.5	↑ 1.4	0.8	19.3	↑ 2.9	1,257	↑ 8.4
1297	337	139	Henan University	HE	CHN	AS	2,274	↑ 14.8	7.7	↑ 16.6	26.6	↑ 2.0	0.6	↑ 3.6	0.7	6.5	↑ 2.1	1,546	↑ 18.0
1298	49	5	Comision Nacional de Energia Atomica Argentina	GO	ARG	LA	2,273	↑ 4.5	51.0	↓ -1.6	63.1	↓ -2.7	0.9	↑ 1.1	0.9	8.7	↓ -4.3	1,170	↑ 5.3
1299	338	140	Hebei Medical University	HE	CHN	AS	2,267	↑ 8.9	11.9	↑ 10.7	21.2	↑ 9.4	0.4	↑ 12.9	0.9	2.6	↑ 18.0	1,764	↑ 7.8
1300	65	22	Maria Curie Sklodowska University	HE	POL	EE	2,262	↑ 3.6	27.1	↓ -2.3	37.9	↓ -0.4	0.6	→ 0.0	0.8	5.1	↑ 0.4	1,518	↑ 4.1
1301	455	67	GSI Helmholtzzentrum fur Schwerionenforschung GmbH	GO	DEU	WE	2,257	↑ 0.9	73.6	↑ 0.1	55.7	↑ 6.9	1.5	→ 0.0	1.0	14.5	↑ 3.3	794	↓ -4.0
1302	456	53	Universita Vita-Salute San Raffaele	HE	ITA	WE	2,257	↑ 9.0	35.7	↑ 1.7	75.2	↓ -0.4	2.2	↑ 7.9	1.0	24.9	↑ 2.6	939	↑ 11.4
1303	457	47	Complejo Universitario de San Carlos	HL	ESP	WE	2,256	↑ 5.2	17.6	↑ 2.3	44.4	↓ -0.3	1.3	↑ 5.8	0.8	10.8	↑ 0.4	1,173	↑ 2.1
1304	458	68	Universitat Kassel	HE	DEU	WE	2,254	↑ 5.4	38.9	↑ 1.5	40.9	↓ -4.7	1.0	↑ 1.0	0.7	10.5	↓ -4.1	1,377	↑ 7.3
1305	339	38	Seoul National University Hospital	HL	KOR	AS	2,253	↑ 11.0	11.9	↓ -3.7	64.0	↓ -2.9	1.3	↑ 1.6	0.8	13.0	↑ 0.3	1,144	↑ 6.2
1306	50	30	Universidade Federal de Uberlandia	HE	BRA	LA	2,249	↑ 18.6	15.9	↓ -3.6	28.2	↓ -3.3	0.7	↓ -6.8	0.7	6.1	↓ -6.9	1,451	↑ 17.2
1307	340	84	National Astronomical Observatory of Japan	GO	JPN	AS	2,248	↑ 3.2	62.0	↑ 3.3	67.5	↑ 2.0	1.3	↑ 0.8	1.0	12.5	↓ -2.3	690	↑ 1.9
1308	341	85	Teikyo University	HE	JPN	AS	2,244	↑ 1.8	11.0	↓ -2.6	44.2	↓ -2.1	0.8	↑ 5.1	0.8	8.4	↑ 12.2	1,248	↑ 0.6
1309	459	83	The University of Salford	HE	GBR	WE	2,234	↑ 1.4	29.4	↑ 1.9	44.8	↓ -2.0	1.0	↓ -1.0	0.7	10.8	↓ -4.3	1,522	↑ 1.3
1310	299	259	University of Massachusetts, Lowell	HE	USA	NA	2,234	↑ 3.5	24.4	↓ -1.0	44.8	↓ -1.6	1.0	↓ -4.6	0.7	11.1	↓ -2.1	1,419	↑ 3.9
1311	460	8	Norwegian University of Life Sciences	HE	NOR	WE	2,233	↑ 7.3	48.0	↑ 1.2	57.9	↓ -1.0	1.2	↑ 0.8	0.8	14.4	↓ -2.0	1,122	↑ 6.1
1312	300	260	Howard University	HE	USA	NA	2,232	↑ 3.0	34.7	↑ 12.3	44.7	↓ -1.3	1.1	↓ -6.7	0.6	11.2	↓ -6.3	1,021	↓ -2.7
1313	342	29	National Defense Medical Center	HL	TWN	AS	2,230	↑ 6.4	13.5	↓ -1.8	58.5	↓ -2.4	0.8	↑ 2.6	0.8	6.3	↓ -1.1	1,024	↑ 11.8
1314	461	87	Minatec Campus d'Innovation en Micro et Nanotechnologies	OT	FRA	WE	2,229	↑ 38.7	29.9	↑ 3.4	42.2	↓ -1.4	1.5	↑ 5.5	0.9	17.0	↓ -0.8	1,288	↑ 37.6
1315	301	261	General Electric Company United States	PR	USA	NA	2,228	↑ 1.3	21.8	↑ 8.3	36.6	↓ -6.3	1.4	↓ -2.9	0.8	15.1	↓ -2.0	1,296	↓ -0.2
1316	343	86	Saitama Medical University	HE	JPN	AS	2,228	↑ 1.6	12.8	↑ 5.9	45.9	↓ -3.3	1.0	↑ 9.9	0.8	8.5	↓ -4.0	1,202	↓ -0.9
1317	462	84	St George's Healthcare NHS Trust	HL	GBR	WE	2,228	↓ -16.6	27.3	↓ -1.4	62.2	↓ -3.7	1.5	↓ -9.0	0.9	16.6	↓ -3.4	1,117	↓ -16.7
1318	463	85	The Royal Marsden NHS Foundation Trust	HL	GBR	WE	2,225	↑ 4.4	31.8	↑ 4.2	68.9	↓ -1.1	2.2	↓ -5.5	0.9	19.4	↑ 4.5	1,288	↑ 4.1
1319	66	2	Tallinn University of Technology	HE	EST	EE	2,224	↑ 15.8	34.4	↓ -0.9	27.3	↓ -6.6	0.9	↑ 3.3	0.7	9.0	↓ -3.5	1,625	↑ 17.3
1320	344	87	Nippon Electric Company Corporation	PR	JPN	AS	2,219	↓ -3.8	13.4	↑ 10.6	32.5	↓ -3.6	1.0	↑ 5.1	0.9	9.9	↓ -0.8	1,344	↓ -2.5
1321	464	88	Institut Polytechnique de Bordeaux	HE	FRA	WE	2,218	↑ 13.2	33.3	↑ 4.7	37.1	↓ -4.0	1.2	↓ -0.8	0.8	14.7	→ 0.0	1,326	↑ 8.9
1322	465	86	The Manchester Metropolitan University	HE	GBR	WE	2,211	↑ 5.1	35.9	↑ 3.3	46.9	↓ -2.3	1.2	↓ -0.8	0.7	13.4	↓ -0.4	1,369	↑ 6.3
1323	345	30	National Dong Hwa University	HE	TWN	AS	2,210	↑ 10.6	15.6	↑ 6.2	42.0	↓ -2.9	1.0	↑ 1.0	0.7	11.3	↓ -4.3	1,379	↑ 5.3
1324	466	48	Universitat Jaume I	HE	ESP	WE	2,210	↑ 5.3	35.1	↓ -3.0	51.4	↓ -0.5	1.3	↑ 3.1	0.7	16.2	↓ -1.2	1,416	↑ 6.1
1325	467	89	Universite d'Angers	HE	FRA	WE	2,209	↑ 12.8	41.3	↑ 1.8	49.9	↓ -1.2	1.1	↑ 0.9	0.7	13.9	↑ 1.3	1,174	↑ 10.7

WR/RR/CR World/Region/Country Rank

AF Africa AS Asia EE Eastern Europe LA Latin America ME Middle East NA Northern America OC Oceania WE Western Europe

GO Government HE Higher Education HL Health PR Private OT Others

WR	RR	CR	Organization	Sector	Country	Region	Output	O-VR(%)	IC(%)	IC-VR(%)	Q1(%)	Q1-VR(%)	NI	NI-VR(%)	Spec	Exc(%)	Exc-VR(%)	Leadership	Leadership-VR(%)
1326	346	39	Dongguk University	HE	KOR	AS	2,207	↑ 13.9	18.2	↓ -4.1	39.7	↓ -0.9	0.8	↑ 2.7	0.6	7.3	↑ 0.1	1,111	↑ 10.2
1327	468	17	Eidgenossische Materialprüfungs-und Forschungsanstalt	GO	CHE	WE	2,207	↑ 12.3	54.1	↑ 6.9	70.4	↓ -0.8	1.9	↑ 3.3	0.8	23.7	↑ 0.1	1,259	↑ 9.0
1328	469	21	Philips Research Eindhoven	PR	NLD	WE	2,206	↓ -8.0	40.2	↑ 1.9	43.5	↑ 2.7	2.0	↓ -8.5	0.8	21.5	↓ -4.2	990	↓ -12.0
1329	347	149	Henan University of Science and Technology	HE	CHN	AS	2,203	↑ 16.9	4.3	↑ 0.2	11.8	↑ 2.2	0.5	↑ 7.1	0.8	3.8	↑ 3.3	1,360	↑ 21.4
1330	302	262	Southern Methodist University	HE	USA	NA	2,202	↑ 2.3	30.5	↑ 5.3	59.6	↓ -2.6	1.6	→ 0.0	0.7	16.4	↓ -7.3	1,190	↑ 0.7
1331	34	29	Charles Sturt University	HE	AUS	OC	2,200	↑ 14.9	31.2	↑ 4.7	40.6	↓ -0.7	1.0	↑ 6.3	0.8	10.1	↑ 1.9	1,329	↑ 11.4
1332	470	92	Institut Laue-Langevin	GO	FRA	WE	2,196	↑ 3.7	86.8	↑ 0.7	76.9	↓ -1.9	1.2	↑ 2.7	0.9	11.7	↑ 7.7	378	↓ -1.8
1333	471	93	STMicroelectronics	PR	FRA	WE	2,189	↓ -5.1	21.3	↑ 7.2	37.4	↑ 0.9	1.5	↑ 5.5	0.9	13.9	↑ 4.3	957	↓ -5.4
1334	348	150	Chengdu University of Technology	HE	CHN	AS	2,188	↑ 14.9	5.8	↑ 3.6	8.1	↑ 2.6	0.4	↑ 5.9	0.9	3.2	↑ 14.7	1,591	↑ 13.9
1335	349	95	Kurume University	HE	JPN	AS	2,187	↑ 0.9	14.2	↑ 3.7	49.1	↑ 0.4	0.9	↑ 5.7	0.8	10.5	↑ 6.1	1,336	↑ 0.8
1336	350	96	University of Miyazaki	HE	JPN	AS	2,186	↑ 5.2	20.5	↓ 0.0	45.2	↓ -1.4	0.8	↑ 3.7	0.7	7.3	↓ -2.7	1,245	↑ 4.5
1337	67	2	Kaunas University of Technology	HE	LTU	EE	2,184	↑ 13.3	16.6	↓ -8.1	19.8	↓ -3.2	0.6	↑ 5.4	0.8	5.2	↑ 10.3	1,772	↑ 14.0
1338	35	30	Royal Prince Alfred Hospital	HL	AUS	OC	2,183	↑ 7.3	30.9	↑ 3.3	71.0	↓ -1.5	1.8	↓ -1.1	0.8	19.6	↑ 0.7	945	↑ 4.7
1339	303	263	University of Montana, Missoula	HE	USA	NA	2,183	↑ 4.3	27.9	↑ 1.4	66.3	↓ -1.6	1.5	↑ 4.9	0.7	19.9	↑ 1.7	1,160	↑ 5.7
1340	472	94	Universite de Valenciennes et du Hainaut-Cambresis	HE	FRA	WE	2,182	↑ 12.6	43.1	↑ 5.2	46.2	↓ -1.2	1.2	↑ 1.8	0.8	15.3	↑ 2.1	1,125	↑ 5.2
1341	351	7	Khon Kaen University	HE	THA	AS	2,180	↑ 14.4	40.0	↓ -2.4	41.3	↓ -4.2	0.9	↑ 1.1	0.7	9.3	↑ 4.8	1,375	↑ 16.3
1342	352	97	Nagaoka University of Technology	HE	JPN	AS	2,179	↑ 3.1	14.7	↑ 7.4	32.5	↓ -3.3	0.9	↓ -5.4	0.8	8.1	↓ -7.4	1,491	↑ 3.5
1343	304	41	Centre Hospitalier Universitaire de Quebec	HL	CAN	NA	2,170	↑ 2.5	36.9	↑ 4.3	75.3	↓ -2.0	1.7	↑ 1.2	0.8	19.4	↓ -1.8	1,137	↑ 2.6
1344	305	264	Bristol-Myers Squibb Company	PR	USA	NA	2,164	↑ 3.0	25.3	↑ 8.2	77.7	↓ -0.4	2.8	↑ 16.9	0.8	24.8	↑ 2.5	1,083	↑ 1.8
1345	473	69	European Southern Observatory	GO	DEU	WE	2,164	↑ 14.3	86.7	↑ 2.0	62.1	↑ 2.7	1.6	↑ 3.3	1.0	17.1	↓ -6.9	619	↑ 9.4
1346	36	31	National ICT Australia	GO	AUS	OC	2,164	↑ 6.1	38.6	↓ -0.4	23.1	↑ 0.5	1.6	↓ -4.8	0.9	18.2	↓ -6.2	968	↑ 6.0
1347	353	98	Sapporo Medical University	HE	JPN	AS	2,164	↓ -6.4	16.6	↑ 11.8	51.1	↓ -2.5	0.9	↑ 2.2	0.8	10.1	↑ 3.3	1,273	↓ -10.8
1348	354	151	University of Jinan	HE	CHN	AS	2,163	↑ 17.9	8.2	↓ -1.9	19.6	↓ -2.3	0.6	↑ 9.3	0.8	6.9	↑ 15.3	1,543	↑ 22.9
1349	474	49	Centro de Investigaciones Energeticas, Medioambientales y Tecnologicas	GO	ESP	WE	2,162	↑ 9.9	57.0	↑ 4.0	66.7	↓ -0.5	1.6	↑ 5.4	0.8	17.4	↑ 1.8	971	↑ 3.0
1350	355	31	Tri-Service General Hospital	HL	TWN	AS	2,162	↑ 5.2	13.3	↓ -4.0	54.0	↓ -1.7	0.7	↑ 1.4	0.8	5.3	↓ -5.0	1,384	↑ 3.6
1351	306	265	Marquette University	HE	USA	NA	2,158	↑ 3.6	17.0	↑ 6.7	43.8	↓ -2.1	1.0	↓ -2.8	0.7	10.7	↓ -8.4	1,425	↑ 4.3
1352	307	266	University of Texas, El Paso	HE	USA	NA	2,157	↑ 6.8	25.5	↑ 1.8	42.6	↑ 2.0	0.9	↓ -2.2	0.6	10.3	↓ -8.8	1,331	↑ 7.3
1353	475	95	Centre Hospitalier Universitaire de Grenoble	HL	FRA	WE	2,156	↑ 3.4	21.2	↑ 1.4	46.1	↓ -2.1	1.4	↓ -0.7	0.9	13.6	↑ 5.8	994	↓ -0.6
1354	476	96	Centre Hospitalier Universitaire de Rouen	HL	FRA	WE	2,154	↑ 4.3	14.2	↑ 4.1	45.0	↑ 1.5	1.4	↑ 9.4	0.8	13.8	↑ 8.1	1,226	↑ 0.8
1355	477	12	Cliniques Universitaires Saint-Luc	HL	BEL	WE	2,154	↑ 1.0	31.3	↑ 3.9	49.4	↓ -0.2	1.7	↑ 6.3	0.8	15.2	↑ 6.9	1,329	↓ -1.7
1356	308	267	Stevens Institute of Technology	HE	USA	NA	2,154	↑ 5.0	23.0	↑ 3.2	34.7	↓ -5.1	1.2	↓ -5.4	0.7	15.0	↓ -8.5	1,540	↑ 5.5
1357	356	40	Dankook University	HE	KOR	AS	2,152	↑ 11.5	14.7	↑ 3.4	42.8	↓ -1.1	0.8	↑ 1.2	0.7	9.6	↑ 1.7	1,218	↑ 13.0
1358	357	41	Hallym University	HE	KOR	AS	2,149	↑ 9.4	14.7	↓ -6.4	47.7	↓ -2.8	0.8	↑ 2.5	0.7	7.3	↓ -8.9	1,125	↑ 7.7
1359	309	42	University of Regina	HE	CAN	NA	2,149	↑ 1.8	39.0	↑ 4.8	44.5	↑ 3.3	1.3	↑ 2.3	0.7	15.6	↓ -1.8	1,388	↑ 0.9
1360	358	152	Nanjing University of Information Science and Technology	HE	CHN	AS	2,148	↑ 37.3	13.9	↓ -5.7	16.2	↓ -0.2	0.5	↑ 8.3	0.8	5.9	↑ 13.8	1,389	↑ 38.8

WR/RR/CR World/Region/Country Rank

AF Africa AS Asia EE Eastern Europe LA Latin America ME Middle East NA Northern America OC Oceania WE Western Europe

GO Government HE Higher Education HL Health PR Private OT Others

WR	RR	CR	Organization	Sector	Country	Region	Output	O-VR(%)	IC(%)	IC-VR(%)	Q1(%)	Q1-VR(%)	NI	NI-VR(%)	Spec	Exc(%)	Exc-VR(%)	Leadership	Leadership-VR(%)
1361	478	89	NHS Lothian	HL	GBR	WE	2,148	↑ 3.5	19.0	↓ -5.5	62.9	↓ -1.1	● 1.4	↑ 4.4	0.8	15.8	↑ 3.6	1,263	↑ 1.0
1362	359	153	Anhui University	HE	CHN	AS	2,147	↑ 12.3	9.5	↑ 0.3	23.4	↓ -0.9	● 0.7	↓ -1.4	0.8	7.8	↓ -7.7	1,350	↑ 14.0
1363	51	31	Universidade Federal de Pelotas	HE	BRA	LA	2,147	↑ 23.1	17.0	↓ -12.6	22.5	↓ -5.7	● 0.8	↓ -5.7	0.9	7.4	↓ -13.8	1,232	↑ 22.6
1364	360	154	WuHan Union Hospital	HL	CHN	AS	2,145	↑ 6.8	11.2	↑ 12.3	37.4	↑ 14.3	● 0.5	↑ 11.9	0.9	3.8	↑ 16.5	1,632	↑ 4.9
1365	361	26	Indian Institute of Technology, Guwahati	HE	IND	AS	2,144	↑ 23.4	16.3	↑ 0.6	40.1	↓ -2.4	● 1.1	↓ -5.3	0.7	12.0	↓ -9.8	1,690	↑ 22.6
1366	362	155	Lanzhou University of Technology	HE	CHN	AS	2,141	↑ 22.5	4.8	↑ 1.5	12.8	↑ 4.4	● 0.5	↑ 1.9	0.8	5.3	↑ 0.2	1,782	↑ 23.7
1367	363	156	Hebei University of Engineering	HE	CHN	AS	2,140	↑ 32.6	1.0	↑ 18.4	3.0	↑ 19.7	● 0.5	↑ 39.5	0.8	3.9	↑ 24.5	1,742	↑ 31.5
1368	310	268	University of Southern Mississippi	HE	USA	NA	2,139	↑ 5.5	16.5	↑ 7.9	52.8	↓ -1.3	● 1.2	↑ 8.5	0.7	12.1	↓ -4.3	1,348	↑ 4.1
1369	479	70	Leibniz Institut fur Festkorper und Werkstoffforschung Dresden	GO	DEU	WE	2,136	↑ 6.9	62.7	↑ 3.9	74.8	↑ 3.4	● 1.5	↑ 3.4	1.0	18.6	↑ 4.5	1,067	↑ 3.9
1370	480	54	Scuola Internazionale Superiore di Studi Avanzati	HE	ITA	WE	2,136	↑ 1.3	61.8	↑ 2.2	68.5	↓ -0.8	● 1.5	→ 0.0	0.9	17.6	↑ 1.5	1,067	↑ 1.8
1371	481	97	Ecole Nationale Superieure de Chimie de Montpellier	HE	FRA	WE	2,130	↑ 8.2	47.4	↑ 2.3	72.4	↑ 2.0	● 1.3	↑ 4.8	0.9	15.8	↑ 1.7	1,154	↑ 5.7
1372	364	99	Ibaraki University	HE	JPN	AS	2,129	↓ -1.9	25.3	↓ 0.0	42.6	↓ -0.7	● 0.8	↓ -1.2	0.7	7.2	↓ -6.2	1,079	↓ -3.0
1373	311	269	City of Hope	HL	USA	NA	2,127	↑ 8.1	26.1	↑ 6.8	78.4	↓ -0.1	● 2.2	↑ 10.6	0.9	23.5	↑ 3.0	1,146	↑ 6.7
1374	482	15	Lulea University of Technology	HE	SWE	WE	2,126	↑ 6.9	42.1	↑ 0.4	42.0	↓ -2.4	● 1.1	↑ 0.9	0.7	13.1	↓ -7.2	1,303	↑ 7.9
1375	68	23	Medical University of Bialystok	HE	POL	EE	2,125	↓ -3.5	12.3	↑ 13.1	28.1	↑ 1.2	● 0.6	↑ 3.5	0.9	5.1	↑ 14.4	1,667	↓ -5.2
1376	483	71	Technische Universitat Ilmenau	HE	DEU	WE	2,122	↑ 10.5	35.7	↑ 4.1	35.7	↑ 0.0	● 1.1	↑ 1.9	0.8	12.3	↓ -2.5	1,339	↑ 9.8
1377	312	270	University of Alabama, Huntsville	HE	USA	NA	2,121	↑ 3.1	29.0	↑ 13.7	44.6	↑ 4.9	● 1.4	↑ 8.9	0.8	14.8	↑ 9.5	1,162	↑ 1.3
1378	484	98	Ecole Nationale Superieure d'Ingenieurs de Caen et Centre de Recherche	HE	FRA	WE	2,117	↑ 5.5	51.4	↑ 0.5	53.3	↓ -2.5	● 1.1	↑ 0.9	0.9	11.1	↑ 2.9	1,040	↑ 2.4
1379	365	157	Guilin University of Electronic Technology	HE	CHN	AS	2,112	↑ 24.9	4.6	↓ -8.8	12.9	↓ -7.3	● 0.5	↑ 2.3	0.9	3.8	↓ -5.0	1,435	↑ 31.1
1380	366	100	National Institute for Environmental Studies	GO	JPN	AS	2,106	↑ 2.9	36.7	↑ 2.1	60.9	↓ -2.3	● 1.1	↑ 1.8	0.9	12.1	↑ 2.5	876	↑ 0.3
1381	485	8	Instituto de Telecomunicacoes	GO	PRT	WE	2,105	↑ 23.6	32.7	↑ 6.0	22.2	↓ -5.8	● 1.3	↓ -4.3	0.9	13.5	↓ -0.1	1,246	↑ 24.0
1382	37	32	Westmead Hospital	HL	AUS	OC	2,104	↑ 2.1	30.4	↑ 2.8	67.4	↓ -0.6	● 1.7	↑ 0.6	0.8	17.3	↑ 3.0	1,048	↑ 0.7
1383	58	24	Kocaeli University	HE	TUR	ME	2,103	↑ 3.9	11.2	↑ 3.7	33.1	↓ -4.5	● 0.8	→ 0.0	0.7	8.7	↓ -1.0	1,548	↑ 3.6
1384	367	158	Shanxi University	HE	CHN	AS	2,103	↑ 9.2	12.5	↑ 9.1	34.2	↑ 8.1	● 0.7	↑ 13.6	0.8	7.5	↑ 22.3	1,477	↑ 5.5
1385	313	271	Western Michigan University	HE	USA	NA	2,100	↓ -0.3	23.6	↑ 10.0	43.6	↓ -2.2	● 1.0	→ 0.0	0.7	10.7	↓ -0.4	1,304	↓ -2.1
1386	486	99	Ecole des Mines de Nantes	HE	FRA	WE	2,096	↑ 7.0	44.4	↑ 2.9	36.5	↑ 0.5	● 1.5	↓ -5.0	0.8	17.9	↓ -4.3	1,130	↑ 3.8
1387	487	90	Aberystwyth University	HE	GBR	WE	2,093	↑ 4.2	44.0	↓ -1.3	57.5	↓ -2.0	● 1.5	↑ 2.0	0.7	17.9	↓ -2.5	1,135	↑ 5.5
1388	368	159	Henan Normal University	HE	CHN	AS	2,092	↑ 11.8	12.7	↓ -1.6	31.3	↓ -1.3	● 0.7	↑ 4.5	0.8	8.1	↓ -1.0	1,357	↑ 14.7
1389	488	13	Hopital Erasme	HL	BEL	WE	2,092	↓ -3.5	37.6	↑ 1.8	63.0	↓ -0.3	● 1.9	↑ 7.8	0.9	20.1	↑ 7.7	1,176	↓ -6.3
1390	489	55	Politecnico di Bari	HE	ITA	WE	2,091	↑ 8.0	33.6	↑ 5.0	39.1	↑ 3.2	● 1.7	↑ 11.0	0.8	19.6	↑ 8.8	1,336	↑ 4.0
1391	369	2	Aga Khan University	HE	PAK	AS	2,090	↑ 5.1	24.9	↓ -0.5	33.2	↓ -5.0	● 1.0	↑ 3.3	0.8	7.2	↓ -3.4	1,639	↑ 4.1
1392	314	272	Fox Chase Cancer Center	HL	USA	NA	2,090	↓ -0.9	22.3	↑ 5.0	80.8	↑ 0.0	● 2.0	→ 0.0	0.9	22.6	↓ -0.6	1,056	↓ -5.5
1393	490	91	University of the West of England	HE	GBR	WE	2,088	↑ 5.5	24.1	↑ 5.7	41.0	↓ -3.2	● 1.1	↓ -5.0	0.7	12.4	↓ -6.8	1,387	↑ 4.4
1394	315	273	Baylor University	HE	USA	NA	2,087	↑ 12.2	28.7	↑ 8.3	52.3	↑ 1.0	● 1.5	↑ 3.4	0.7	18.6	↑ 3.0	1,130	↑ 9.9
1395	69	8	Novosibirsk State University	HE	RUS	EE	2,082	↑ 22.4	26.1	↑ 1.0	27.0	↓ -4.7	● 0.6	↑ 10.0	0.8	4.2	↑ 22.9	493	↑ 17.1

WR/RR/CR World/Region/Country Rank

AF Africa AS Asia EE Eastern Europe LA Latin America ME Middle East NA Northern America OC Oceania WE Western Europe

GO Government HE Higher Education HL Health PR Private OT Others

WR	RR	CR	Organization	Sector	Country	Region	Output	O-VR(%)	IC(%)	IC-VR(%)	Q1(%)	Q1-VR(%)	NI	NI-VR(%)	Spec	Exc(%)	Exc-VR(%)	Leadership	Leadership-VR(%)
1396	491	100	Universite du Sud Toulon Var	HE	FRA	WE	2,082	↑ 10.5	44.0	↑ 3.5	46.5	↓ -0.6	● 1.0	↑ 2.1	0.8	11.4	↑ 3.2	1,081	↑ 6.7
1397	492	50	Universidad de Jaen	HE	ESP	WE	2,081	↑ 8.7	31.7	↑ 1.5	46.4	↑ 0.1	● 1.1	↑ 6.1	0.6	11.4	↑ 4.5	1,122	↑ 8.3
1398	370	32	Chung Shan Medical University	HE	TWN	AS	2,077	↑ 14.2	10.2	↓ -3.3	60.2	↓ -2.8	● 0.9	→ 0.0	0.8	8.3	↑ 0.6	901	↑ 15.4
1399	38	33	Alfred Health	HL	AUS	OC	2,076	↑ 3.5	26.2	↑ 5.7	67.8	↑ 0.3	● 1.9	↑ 6.8	0.9	19.8	↑ 3.3	1,049	↓ -1.6
1400	371	27	Indian Association for the Cultivation of Science	GO	IND	AS	2,072	↑ 6.3	28.1	↑ 0.9	69.9	↓ -1.0	● 1.1	↑ 5.7	0.9	13.6	↑ 3.3	1,495	↑ 4.5
1401	372	101	Doshisha University	HE	JPN	AS	2,071	↑ 9.8	11.9	↑ 6.1	30.8	↓ -5.2	● 0.7	↓ -1.4	0.7	6.9	↓ -11.1	1,288	↑ 10.7
1402	39	6	University of Waikato	HE	NZL	OC	2,071	↑ 4.9	46.8	↑ 0.2	45.4	↓ -2.3	● 1.3	↑ 4.7	0.7	13.5	↑ 6.0	1,240	↑ 3.9
1403	493	101	Universite de Picardie Jules Verne, Amiens	HE	FRA	WE	2,070	↑ 11.4	39.4	↑ 6.0	49.2	↑ 0.4	● 1.4	↓ -12.2	0.7	14.4	↑ 3.0	1,074	↑ 12.5
1404	494	92	Great Ormond Street Hospital for Children NHS Trust	HL	GBR	WE	2,069	↑ 1.4	36.2	↑ 6.4	69.0	↑ 1.5	● 1.7	↑ 5.5	0.9	19.3	↑ 6.7	923	↓ -1.6
1405	316	274	University of North Dakota	HE	USA	NA	2,068	↑ 5.4	19.8	↑ 8.4	49.2	↓ -1.0	● 1.1	↑ 1.0	0.6	12.8	↑ 0.5	1,309	↑ 6.3
1406	495	93	Royal Brompton and Harefield NHS Foundation Trust	HL	GBR	WE	2,065	↓ -0.6	37.8	↑ 6.4	71.7	↓ -0.8	● 2.0	↑ 4.6	0.9	20.8	↓ -0.4	1,138	↓ -2.8
1407	373	33	Fu Jen Catholic University	HE	TWN	AS	2,064	↑ 12.4	17.1	↑ 2.6	49.4	↓ -2.0	● 0.9	↑ 1.1	0.6	9.7	↓ -4.0	835	↑ 5.3
1408	70	24	University of Lodz	HE	POL	EE	2,062	↑ 3.4	31.6	↑ 0.6	37.5	↓ -1.2	● 0.8	↑ 6.8	0.7	7.0	↑ 2.9	1,333	↑ 2.0
1409	317	275	Worcester Polytechnic Institute	HE	USA	NA	2,057	↑ 5.8	23.7	↑ 9.3	40.5	↑ 1.3	● 1.2	→ 0.0	0.7	16.0	↓ -5.6	1,397	↑ 5.1
1410	496	102	Universite de Reims Champagne-Ardenne	HE	FRA	WE	2,048	↑ 7.4	36.7	↑ 3.0	45.5	↓ -2.2	● 1.0	↓ -3.0	0.6	10.2	↑ 2.1	1,228	↑ 8.6
1411	374	160	Fujian Normal University	HE	CHN	AS	2,045	↑ 13.1	12.2	↓ -0.9	22.0	↓ -2.0	● 0.6	↑ 3.7	0.8	6.1	↑ 6.9	1,402	↑ 14.9
1412	375	102	University of Occupational and Environmental Health	HE	JPN	AS	2,039	↑ 1.7	13.7	↑ 2.7	47.9	↑ 0.7	● 0.9	↑ 8.7	0.8	9.0	↑ 11.7	1,294	↓ -1.0
1413	497	56	Istituto Nazionale di Geofisica e Vulcanologia	GO	ITA	WE	2,035	↑ 6.7	45.6	↑ 3.4	70.4	↓ -0.5	● 1.5	↑ 1.4	1.0	18.2	↑ 2.6	1,122	↑ 5.8
1414	498	18	Universite de Fribourg	HE	CHE	WE	2,030	↑ 9.8	56.3	↑ 2.7	62.7	↑ 0.6	● 1.5	↑ 0.7	0.6	18.5	↑ 7.8	1,111	↑ 6.9
1415	499	103	Institut National des Sciences Appliquees de Toulouse	HE	FRA	WE	2,026	↑ 14.9	41.4	↑ 1.3	54.4	↓ -3.8	● 1.1	↓ -4.2	0.8	14.6	↓ -7.9	879	↑ 6.2
1416	7	1	Universite de Tunis El Manar	HE	TUN	AF	2,026	↑ 18.3	50.1	↑ 0.7	35.0	↓ -4.1	● 0.6	↑ 1.7	0.7	4.7	↑ 8.0	1,228	↑ 20.7
1417	71	6	Gheorghe Asachi Technical University of Iasi	HE	ROU	EE	2,024	↑ 26.9	25.6	↓ -0.7	15.6	↓ -2.3	● 0.7	↓ -4.0	0.9	7.0	↓ -6.3	1,417	↑ 28.8
1418	500	72	Stiftung Tierarztliche Hochschule Hannover	HE	DEU	WE	2,023	↑ 1.4	30.4	↑ 4.3	49.7	↑ 3.1	● 0.9	↑ 5.8	0.9	9.8	↑ 4.9	1,329	→ 0.0
1419	52	32	Universidade Estadual de Londrina	HE	BRA	LA	2,018	↑ 20.3	13.8	↑ 0.4	21.3	↓ -7.4	● 0.6	↓ -8.2	0.7	4.3	↓ -7.8	1,268	↑ 18.7
1420	59	25	Ankara Numune Educational and Research Hospital	HL	TUR	ME	2,016	↑ 3.8	5.2	↑ 7.6	32.0	↓ -2.0	● 0.5	↓ -3.9	0.9	2.4	↓ -5.4	1,339	↑ 6.3
1421	318	276	Abbott Laboratories United States	PR	USA	NA	2,015	↓ -1.5	24.0	↑ 5.9	73.1	↓ -0.8	● 2.1	↑ 8.3	0.8	25.1	↑ 7.3	1,089	↓ -5.1
1422	60	1	Jordan University of Science and Technology	HE	JOR	ME	2,015	↑ 9.0	33.8	↑ 3.0	29.0	↓ -7.6	● 0.7	↓ -4.3	0.6	6.1	↓ -11.7	1,455	↑ 9.2
1423	501	51	Hospital del Mar	HL	ESP	WE	2,013	↑ 12.6	27.3	↑ 21.2	54.8	↑ 4.9	● 1.4	↑ 6.8	0.8	16.5	↑ 12.4	970	↑ 6.2
1424	319	43	Vancouver Coastal Health	HL	CAN	NA	2,012	↑ 0.6	36.4	↑ 0.2	66.8	↓ -1.2	● 2.3	↑ 3.7	0.8	24.3	↑ 2.1	878	↓ -4.0
1425	376	161	Zhejiang Gongshang University	HE	CHN	AS	2,011	↑ 39.0	8.0	↑ 0.8	12.6	↑ 2.3	● 0.5	→ 0.0	0.8	5.2	↓ -3.7	1,491	↑ 45.3
1426	502	104	Universite de Technologie de Belfort-Montbeliard	HE	FRA	WE	2,010	↑ 5.9	40.2	↑ 5.5	44.9	↓ -3.0	● 1.2	↑ 7.9	0.8	12.1	↑ 2.8	1,196	↑ 0.9
1427	377	42	Jeju National University	HE	KOR	AS	2,008	↑ 14.8	22.0	↑ 0.8	39.5	↓ -4.4	● 0.9	↑ 2.3	0.7	7.9	↑ 11.6	1,092	↑ 15.6

WR/RR/CR World/Region/Country Rank

AF Africa AS Asia EE Eastern Europe LA Latin America ME Middle East NA Northern America OC Oceania WE Western Europe

GO Government HE Higher Education HL Health PR Private OT Others

WR	RR	CR	Organization	Sector	Country	Region	Output	O-VR(%)	IC(%)	IC-VR(%)	Q1(%)	Q1-VR(%)	NI	NI-VR(%)	Spec	Exc(%)	Exc-VR(%)	Leadership	Leadership-VR(%)
1428	378	43	Dong-A University	HE	KOR	AS	2,007	↑ 11.1	18.8	↓ -3.6	39.1	↓ -5.2	0.8	↓ -1.2	0.7	7.5	↓ -8.0	1,193	↑ 12.9
1429	53	33	Instituto Nacional de Pesquisas Espaciais	GO	BRA	LA	2,006	↑ 2.4	34.9	↓ -2.1	45.1	↓ -4.6	0.8	↓ -5.7	0.9	7.7	↓ -6.2	1,145	↑ 1.6
1430	503	7	Odense University Hospital	HL	DNK	WE	2,006	↑ 6.5	29.3	↑ 5.0	57.5	↑ 1.5	1.6	↑ 5.2	0.8	16.7	↓ -0.3	1,086	↑ 5.3
1431	379	162	China Jiliang University	HE	CHN	AS	2,005	↑ 40.2	12.0	↓ -4.5	14.6	↓ -6.2	0.5	↑ 9.1	0.8	5.7	↑ 25.5	1,405	↑ 44.3
1432	380	5	Singapore General Hospital	HL	SGP	AS	2,001	↑ 0.6	29.1	↑ 4.7	66.9	↓ -3.3	1.3	↓ -0.8	0.8	11.9	↓ -2.6	1,191	↓ -0.1
1433	381	103	Akita University	HE	JPN	AS	1,999	↓ -4.1	14.4	↑ 2.5	44.1	↓ -4.5	0.7	↓ -4.1	0.7	6.5	↓ -3.9	1,292	↓ -3.8
1434	504	19	Universite de Neuchatel	HE	CHE	WE	1,999	↓ -1.8	60.3	↑ 1.9	56.5	↓ -2.6	1.5	↑ 2.1	0.7	19.8	↑ 1.6	1,001	↓ -2.2
1435	72	7	Alexandru Ioan Cuza University	HE	ROU	EE	1,998	↑ 13.9	35.6	↓ -4.4	26.2	↑ 2.0	0.7	↓ -5.3	0.8	6.2	↓ -4.1	1,252	↑ 14.7
1436	320	44	Centre for Addiction and Mental Health	HL	CAN	NA	1,996	↑ 8.5	44.9	↑ 4.8	71.8	↓ -1.3	1.7	↑ 1.2	0.9	21.4	↑ 0.2	1,034	↑ 5.5
1437	505	73	Physikalisch-Technische Bundesanstalt	GO	DEU	WE	1,995	↑ 1.7	41.7	↑ 3.2	43.5	↓ -7.0	1.4	↑ 4.6	0.9	11.5	↓ -1.9	1,066	↑ 1.0
1438	73	8	University of South Bohemia	HE	CZE	EE	1,992	↑ 12.5	43.6	↑ 1.9	45.8	↓ -1.4	1.0	↓ -1.0	0.8	10.7	↑ 0.8	927	↑ 14.7
1439	506	16	AstraZeneca R&D	PR	SWE	WE	1,989	↓ -3.5	56.2	↑ 2.6	79.2	↓ -0.3	2.0	↑ 2.5	0.8	22.4	↑ 0.0	574	↓ -8.2
1440	382	104	Oita University	HE	JPN	AS	1,988	↓ -1.3	14.7	↑ 4.5	41.8	↓ -5.1	0.7	↓ -2.9	0.7	6.0	↓ -9.0	1,351	↓ -2.9
1441	383	34	Chung-Ho Memorial Hospital	HL	TWN	AS	1,986	↑ 18.2	12.8	↑ 13.1	52.4	↑ 1.9	0.9	↓ -4.2	0.8	8.1	↑ 2.0	886	↑ 13.6
1442	507	74	Forschungszentrum Dresden Rossendorf	GO	DEU	WE	1,986	↑ 5.1	57.8	↓ -0.2	63.3	↑ 1.8	1.2	↓ -0.8	0.9	11.8	↓ -5.8	977	↑ 2.8
1443	508	75	Geoforschungszentrum Potsdam	GO	DEU	WE	1,986	↑ 10.0	66.6	↑ 1.4	68.8	↑ 1.7	1.5	↑ 1.4	0.9	19.2	↑ 2.2	912	↑ 8.4
1444	509	94	NHS Tayside	HL	GBR	WE	1,986	↑ 1.6	27.7	↑ 9.8	69.4	↓ -3.2	1.9	↑ 3.2	0.8	19.3	↑ 1.2	1,149	↓ -1.5
1445	321	277	University of Dayton	HE	USA	NA	1,980	↑ 0.1	14.0	↑ 11.1	39.3	↓ -3.0	1.1	↓ -4.2	0.9	12.3	↓ -10.7	1,169	↓ -1.0
1446	510	52	Instituto de Astrofisica de Canarias	GO	ESP	WE	1,978	↑ 11.2	82.4	↑ 3.3	70.0	↑ 6.8	1.3	↑ 6.8	1.0	12.8	↑ 5.4	674	↓ -1.5
1447	61	10	Tel Aviv Sourasky Medical Center	HL	ISR	ME	1,975	↓ -0.8	26.4	↑ 8.2	68.7	↓ -0.8	1.4	↓ -0.7	0.8	16.3	↑ 0.6	1,160	↓ -4.9
1448	384	105	Japan Synchrotron Radiation Research Institute	GO	JPN	AS	1,973	↑ 3.1	24.9	↑ 3.7	57.9	↓ -1.2	1.2	↑ 5.5	0.9	10.4	↑ 2.6	308	↓ -2.5
1449	385	8	King Mongkut's Institute of Technology Ladkrabang	HE	THA	AS	1,967	↑ 19.2	22.9	↓ -3.5	15.3	↑ 5.2	1.0	→ 0.0	0.8	11.4	↑ 5.2	1,433	↑ 19.4
1450	74	8	Politehnica University of Timisoara	HE	ROU	EE	1,963	↑ 39.6	23.7	↓ -10.7	8.7	↓ -19.4	0.7	↓ -5.3	0.9	6.2	↓ -16.4	1,513	↑ 44.9
1451	386	106	Fujitsu Laboratories Ltd.	PR	JPN	AS	1,962	↓ -5.9	16.8	↑ 5.3	27.8	↓ -5.4	1.0	→ 0.0	0.8	8.3	↓ -6.1	1,089	↓ -8.3
1452	387	163	Shantou University	HE	CHN	AS	1,962	↑ 1.6	20.6	↑ 3.8	38.5	↑ 7.2	0.9	↑ 4.6	0.7	11.3	↑ 1.4	1,294	↓ -3.2
1453	40	34	University of New England, Armidale	HE	AUS	OC	1,960	↑ 6.6	33.3	↑ 1.8	47.4	↓ -4.5	1.1	↑ 0.9	0.7	12.4	→ 0.0	1,137	↑ 7.0
1454	388	7	Multimedia University	HE	MYS	AS	1,959	↑ 14.7	22.0	↓ -2.1	19.6	↓ -11.9	0.8	↓ -3.8	0.8	9.8	↓ -7.4	1,463	↑ 10.8
1455	389	1	Uzbekistan Academy of Sciences	GO	UZB	AS	1,953	↑ 4.3	45.1	↑ 0.7	29.3	↑ 2.7	0.6	↑ 7.3	0.9	5.3	↑ 2.1	1,132	↑ 4.3
1456	41	35	Victoria University	HE	AUS	OC	1,953	↑ 14.9	29.5	↑ 13.1	30.1	↓ -1.0	1.0	↑ 4.0	0.7	12.7	↑ 1.3	1,271	↑ 10.1
1457	511	105	Institut de Recherche en Sciences et Technologies pour l'Environnement	GO	FRA	WE	1,952	↑ 17.5	33.5	↑ 2.9	55.9	↑ 4.4	1.2	↑ 0.8	0.8	14.7	↓ -0.9	1,076	↑ 14.1
1458	512	76	Universitat Augsburg	HE	DEU	WE	1,950	↑ 2.7	50.2	↑ 0.8	53.0	↓ -3.7	1.4	↑ 2.9	0.8	16.2	↓ -4.0	1,164	↑ 2.9
1459	322	278	SAIC-Frederick, Inc.	PR	USA	NA	1,948	↑ 8.3	35.9	↓ -0.1	88.7	↓ -0.3	2.1	↑ 2.9	0.9	28.0	↑ 3.4	451	↑ 4.4
1460	323	279	University of South Alabama	HE	USA	NA	1,947	↓ -0.4	20.1	↑ 8.1	54.9	↑ 1.4	1.1	↑ 3.7	0.7	12.8	↑ 1.6	1,206	↓ -2.7
1461	513	106	Thales Group France, S.A.	PR	FRA	WE	1,946	↓ -0.7	38.3	↑ 2.9	29.4	↓ -0.7	1.0	↑ 4.0	0.9	10.6	↓ -0.8	809	↓ -0.5
1462	390	28	Indian Statistical Institute	HE	IND	AS	1,943	↑ 3.9	25.5	↑ 1.6	34.2	↓ -0.8	0.8	↓ -3.8	0.8	7.8	↓ -6.9	1,239	↑ 0.6
1463	42	36	Murdoch Children's Research Institute	HL	AUS	OC	1,942	↑ 13.2	32.4	↑ 1.9	77.2	↓ -0.3	1.9	↑ 0.5	0.8	23.1	↓ -1.4	624	↑ 20.2

WR/RR/CR World/Region/Country Rank

AF Africa AS Asia EE Eastern Europe LA Latin America ME Middle East NA Northern America OC Oceania WE Western Europe

GO Government HE Higher Education HL Health PR Private OT Others

WR	RR	CR	Organization	Sector	Country	Region	Output	O-VR(%)	IC(%)	IC-VR(%)	Q1(%)	Q1-VR(%)	NI	NI-VR(%)	Spec	Exc(%)	Exc-VR(%)	Leadership	Leadership-VR(%)
1464	514	57	Fondazione IRCCS Istituto Nazionale Tumori di Milano	HL	ITA	WE	1,941	↑ 3.9	42.0	↑ 1.0	77.7	↓ -1.8	● 2.3	↓ -9.8	0.9	24.1	↑ 0.6	874	↑ 2.8
1465	515	95	NHS Greater Glasgow and Clyde	HL	GBR	WE	1,939	↓ -6.6	24.3	↓ -1.9	62.1	↓ -3.3	● 1.9	↑ 2.7	0.8	19.9	↑ 1.5	991	↓ -7.4
1466	516	96	University of Central Lancashire	HE	GBR	WE	1,939	↑ 9.7	34.0	↑ 8.2	50.0	↓ -2.3	● 1.1	↑ 2.9	0.8	12.0	↓ -1.1	1,136	↑ 5.3
1467	391	107	Tokyo Medical University	HE	JPN	AS	1,938	↑ 2.4	13.4	↓ -2.7	43.9	↓ -1.6	● 0.8	↑ 4.1	0.8	6.3	↑ 1.9	1,214	↑ 0.2
1468	8	2	Universite de Sfax	HE	TUN	AF	1,937	↑ 15.5	47.5	↓ -0.8	28.3	↓ -7.7	● 0.7	→ 0.0	0.7	6.4	↓ -0.2	1,360	↑ 14.6
1469	517	107	Laboratoire Central des Ponts et Chaussees	GO	FRA	WE	1,936	↑ 11.1	39.7	↑ 5.1	56.3	↑ 1.6	● 1.5	→ 0.0	0.8	20.2	↓ -3.5	1,035	↑ 5.1
1470	43	37	Queensland Institute of Medical Research	HL	AUS	OC	1,936	↑ 11.6	57.3	↑ 3.7	85.9	↑ 0.1	● 2.1	↑ 9.2	0.9	28.2	↑ 6.5	815	↑ 9.7
1471	324	280	Rhode Island Hospital	HL	USA	NA	1,936	↑ 4.1	17.6	↑ 13.8	72.9	↓ -1.9	● 1.9	↓ -1.5	0.8	19.4	↓ -3.4	1,043	↓ -0.5
1472	75	25	University of Gdansk	HE	POL	EE	1,935	↑ 1.1	34.5	↓ -2.3	41.2	↓ -2.7	● 0.8	↓ -2.6	0.7	6.2	↓ -4.9	1,257	↑ 1.5
1473	392	164	Renmin University of China	HE	CHN	AS	1,934	↑ 32.0	26.1	↑ 6.3	26.2	↑ 0.8	● 1.0	↓ -2.9	0.8	12.6	↓ -9.5	1,166	↑ 32.3
1474	393	29	Indian Space Research Organization	GO	IND	AS	1,930	↑ 5.6	14.9	↑ 5.3	38.7	↓ -5.6	● 0.6	→ 0.0	0.9	5.0	↓ -0.8	1,226	↑ 3.3
1475	325	281	University of North Carolina, Greensboro	HE	USA	NA	1,929	↑ 12.3	15.1	↑ 12.7	50.3	↓ -5.8	● 1.2	↓ -4.7	0.7	13.6	↓ -8.8	1,209	↑ 12.8
1476	394	165	Shandong Normal University	HE	CHN	AS	1,924	↑ 8.1	7.5	↓ -4.2	25.7	↓ -2.5	● 0.6	↑ 3.2	0.8	7.1	↑ 0.7	1,411	↑ 7.9
1477	326	45	London Health Sciences Centre	HL	CAN	NA	1,922	↓ -0.3	29.5	↑ 2.7	63.0	↓ -2.2	● 2.0	↑ 7.6	0.8	17.5	↓ -2.3	1,005	↓ -4.7
1478	395	166	Hebei University of Science and Technology	HE	CHN	AS	1,921	↑ 31.7	3.7	↓ -19.4	9.5	↓ -15.2	● 0.5	↓ -2.0	0.8	5.9	↓ -8.7	1,296	↑ 40.1
1479	518	58	Scuola Normale Superiore Pisa	HE	ITA	WE	1,921	↑ 6.5	62.7	↑ 0.2	70.7	↓ -0.4	● 1.7	↑ 4.3	0.9	21.2	↑ 5.2	665	↓ -0.2
1480	519	53	Universidad de Cadiz	HE	ESP	WE	1,919	↑ 7.4	37.5	↑ 1.4	51.9	↓ -1.2	● 1.0	→ 0.0	0.6	9.6	↓ -9.1	1,185	↑ 6.9
1481	520	54	Complejo Hospitalario Virgen del Rocio	HL	ESP	WE	1,918	↑ 9.5	16.9	↑ 14.5	44.7	↑ 6.6	● 1.2	↑ 6.4	0.9	10.7	↑ 12.1	1,052	↑ 6.9
1482	327	282	Texas Tech University Health Sciences Center	HL	USA	NA	1,917	↑ 9.3	19.4	↑ 12.7	62.0	↓ -0.9	● 1.2	↑ 8.5	0.8	12.0	↑ 6.9	1,160	↑ 5.7
1483	328	283	The Methodist Hospital	HL	USA	NA	1,917	↑ 16.8	25.0	↑ 5.1	70.5	↓ -3.8	● 2.2	↓ -5.5	0.9	21.8	↓ -9.1	960	↑ 19.9
1484	329	284	Oakland University	HE	USA	NA	1,912	↑ 6.0	25.6	↑ 7.7	48.5	↓ -3.3	● 1.1	↓ -1.7	0.7	13.8	↓ -6.3	1,066	↑ 3.2
1485	521	77	Bayer AG	PR	DEU	WE	1,910	↓ -6.7	49.2	↑ 5.2	64.3	↑ 2.5	● 2.1	↑ 8.8	0.8	22.8	↑ 9.4	651	↓ -15.0
1486	396	108	National Cerebral and Cardiovascular Center	HL	JPN	AS	1,902	↓ -5.1	15.7	↑ 3.6	59.9	↑ 1.5	● 1.2	↑ 0.8	0.9	13.7	↓ -0.5	976	↓ -3.8
1487	62	26	Dicle University	HE	TUR	ME	1,901	↑ 10.7	6.8	↓ -3.8	22.6	↓ -8.2	● 0.6	↓ -3.3	0.7	5.5	↓ -10.0	1,363	↑ 6.2
1488	522	78	Technische Universitat Hamburg-Harburg	HE	DEU	WE	1,901	↑ 2.1	29.7	↑ 0.2	38.2	↓ -1.4	● 1.2	↓ -4.8	0.8	12.4	↓ -3.3	1,276	↑ 1.2
1489	523	97	Southampton University Hospitals NHS Trust	HL	GBR	WE	1,900	↓ -6.5	25.7	↑ 1.4	66.4	↓ -1.3	● 2.0	↑ 15.0	0.8	17.4	↑ 2.9	1,132	↓ -9.4
1490	524	55	Universidad Publica de Navarra	HE	ESP	WE	1,898	↑ 6.2	33.9	↓ -0.6	45.4	↓ -2.9	● 1.1	↓ -4.4	0.7	12.7	↓ -6.8	1,250	↑ 6.9
1491	330	285	Villanova University	HE	USA	NA	1,894	↑ 12.3	17.6	↑ 6.9	40.4	↓ -2.9	● 1.2	↑ 1.7	0.7	13.5	↑ 1.7	1,355	↑ 12.6
1492	397	167	Chinese Academy of Forestry	GO	CHN	AS	1,891	↑ 16.2	16.1	↑ 5.2	13.1	↑ 9.4	● 0.4	↑ 15.6	0.9	2.7	↑ 1.5	1,154	↑ 14.0
1493	525	56	Universidad Nacional de Educacion a Distancia	HE	ESP	WE	1,890	↑ 8.6	25.0	↑ 4.2	39.2	↓ -4.9	● 0.8	↑ 6.8	0.7	7.2	↓ 10.9	1,104	↑ 9.4
1494	398	168	Shanghai Normal University	HE	CHN	AS	1,888	↑ 23.4	19.9	↓ -1.0	36.7	↑ 0.3	● 1.0	↓ -1.0	0.8	11.3	↓ -4.7	1,160	↑ 28.6
1495	399	169	Wenzhou Medical College	HE	CHN	AS	1,884	↑ 29.9	20.8	↑ 4.8	33.6	↑ 8.1	● 0.6	↑ 12.7	0.8	6.4	↑ 16.7	1,229	↑ 29.9
1496	526	57	Hospital Universitari de Bellvitge	HL	ESP	WE	1,878	↑ 5.4	18.4	↑ 6.2	52.0	↓ -2.1	● 1.4	↑ 2.1	0.8	14.2	↑ 0.6	1,017	↑ 3.0
1497	400	170	Liaocheng University	HE	CHN	AS	1,877	↑ 8.2	3.9	↑ 7.2	19.8	↑ 6.0	● 0.6	↑ 9.1	0.9	5.9	↑ 17.5	1,187	↑ 8.8
1498	401	3	University of Karachi	HE	PAK	AS	1,875	↑ 8.1	27.7	↑ 0.3	14.3	↓ -11.5	● 0.5	↑ 4.2	0.9	3.1	↓ -5.5	1,107	↑ 3.6
1499	402	171	Guizhou University	HE	CHN	AS	1,873	↑ 21.2	11.2	↓ -3.1	14.8	↓ -7.5	● 0.6	→ 0.0	0.8	6.3	↑ 2.3	1,173	↑ 28.3
1500	331	286	Naval Postgraduate School	HE	USA	NA	1,869	↑ 4.0	22.0	↑ 1.1	36.4	↓ -3.7	● 1.1	↓ -5.0	0.8	13.3	↓ -9.0	1,157	↑ 5.0
1501	527	108	Centre Hospitalier Universitaire de Nice	HL	FRA	WE	1,867	↑ 4.0	22.2	↑ 0.8	47.1	↓ -0.7	● 1.5	↑ 6.5	0.8	16.4	↑ 7.5	983	↑ 1.2

WR/RR/CR World/Region/Country Rank

AF Africa AS Asia EE Eastern Europe LA Latin America ME Middle East NA Northern America OC Oceania WE Western Europe

GO Government HE Higher Education HL Health PR Private OT Others

WR	RR	CR	Organization	Sector	Country	Region	Output	O-VR(%)	IC(%)	IC-VR(%)	Q1(%)	Q1-VR(%)	NI	NI-VR(%)	Spec	Exc(%)	Exc-VR(%)	Leadership	Leadership-VR(%)
1502	44	38	The Children's Hospital at Westmead	HL	AUS	OC	1,867	↑ 4.6	31.9	↑ 4.2	68.9	↓ -3.0	● 1.5	↑ 5.7	0.8	17.5	↑ 3.2	1,029	↑ 3.5
1503	528	79	Universitat Siegen	HE	DEU	WE	1,867	↑ 5.7	41.6	↑ 4.3	39.2	↓ -1.5	● 1.4	↑ 6.1	0.7	13.1	↓ -0.2	1,053	↑ 3.8
1504	76	2	Belarusian State University	HE	BLR	EE	1,864	↓ -1.0	47.1	↑ 2.8	26.0	↓ -4.9	● 0.7	↑ 6.1	0.8	5.7	↓ -7.8	1,208	↓ -2.3
1505	403	30	University of Hyderabad	HE	IND	AS	1,864	↑ 13.8	27.5	↓ -0.9	50.4	↓ -5.4	● 1.0	↑ 1.0	0.7	10.7	↓ -5.6	1,279	↑ 13.0
1506	332	287	RAND Corporation	OT	USA	NA	1,863	↑ 3.2	10.4	↑ 16.8	79.4	↑ 0.3	● 2.0	↓ -3.9	0.9	23.4	↓ -9.9	901	↑ 4.3
1507	63	2	University of Jordan	HE	JOR	ME	1,860	↑ 18.4	35.5	↓ -0.6	27.9	↓ -4.5	● 0.6	↓ -3.3	0.6	4.8	↓ -7.8	1,230	↑ 17.6
1508	54	34	Hospital de Clinicas de Porto Alegre	HL	BRA	LA	1,859	↑ 16.6	23.3	↓ -0.5	48.3	↑ 0.0	● 1.1	↓ -3.5	0.8	10.9	↓ -2.6	1,001	↑ 12.1
1509	529	109	Montpellier SupAgro, Centre International d'Etudes Superieures en Sciences Agronomiques	HE	FRA	WE	1,858	↑ 9.9	60.7	↑ 0.1	73.9	↓ -1.2	● 1.5	↓ -3.8	0.9	22.4	↓ -0.7	859	↑ 9.8
1510	530	110	Universite Pantheon Sorbonne, Paris1	HE	FRA	WE	1,858	↑ 9.9	25.9	↑ 10.7	29.7	↓ -0.8	● 0.7	↑ 2.9	0.8	7.5	↑ 4.3	1,244	↑ 10.4
1511	333	288	RTI International	GO	USA	NA	1,856	↑ 8.2	17.2	↑ 7.6	69.3	↑ 0.1	● 2.0	↓ -3.8	0.8	22.2	↓ -6.7	840	↑ 9.1
1512	404	44	Kwangwoon University	HE	KOR	AS	1,855	↑ 9.2	14.0	↓ -4.0	33.4	↓ 0.0	● 0.9	↑ 10.0	0.8	9.0	↑ 11.9	1,129	↑ 11.6
1513	531	111	Aix Marseille Universite - Pole de Recherche et d'Enseignement Superieur	GO	FRA	WE	1,854	↑ 67.8	46.3	↑ 8.7	68.8	↓ -1.2	● 1.5	↑ 9.4	0.6	17.6	↑ 2.7	847	↑ 62.0
1514	405	172	Dalian Medical University	HE	CHN	AS	1,854	↑ 16.9	13.3	↑ 0.2	19.6	↓ -1.2	● 0.4	→ 0.0	0.9	3.9	↑ 12.0	1,292	↑ 19.5
1515	334	46	Brock University	HE	CAN	NA	1,853	↑ 8.9	34.3	↑ 5.6	53.2	↓ -2.0	● 1.2	↑ 0.9	0.7	12.8	↓ -1.4	1,217	↑ 8.6
1516	335	289	Louisiana State University, Health Sciences Center	HE	USA	NA	1,851	↓ -9.3	16.5	↓ -5.2	67.2	↓ -0.1	● 1.4	↑ 0.7	0.8	16.0	↑ 3.8	1,014	↓ -5.4
1517	77	3	Vilnius Gediminas Technical University	HE	LTU	EE	1,850	↑ 7.4	11.2	↑ 1.5	19.8	↑ 27.2	● 1.3	↑ 17.9	0.9	13.6	↑ 21.5	1,533	↑ 6.7
1518	55	8	Universidad de Guadalajara	HE	MEX	LA	1,847	↑ 9.4	32.4	↑ 4.3	34.3	↓ -2.1	● 0.5	↑ 2.0	0.7	3.7	↑ 4.2	965	↑ 9.5
1519	406	45	Korea Research Institute of Chemical Technology	GO	KOR	AS	1,845	↑ 1.8	15.6	↑ 4.4	53.8	↓ -2.6	● 1.2	↑ 13.9	0.9	11.9	↓ -3.6	891	↓ -6.9
1520	336	290	Hospital for Special Surgery	HL	USA	NA	1,842	↑ 8.9	20.1	↑ 3.5	61.3	↑ 0.6	● 1.7	↑ 1.2	0.9	19.3	↓ -4.5	1,145	↑ 6.9
1521	337	291	Idaho National Laboratory	GO	USA	NA	1,839	↓ -1.1	17.7	↓ -0.2	31.4	↑ 0.4	● 1.1	↑ 0.9	0.9	10.6	↓ -2.4	1,163	↓ -1.8
1522	532	9	Universidade do Algarve	HE	PRT	WE	1,839	↑ 7.0	49.9	↓ 0.0	47.3	↓ -4.8	● 1.0	↓ -2.0	0.7	10.5	↑ 2.2	994	↑ 6.8
1523	64	27	Yildiz Technical University	HE	TUR	ME	1,835	↑ 16.1	15.9	↑ 3.9	32.7	↓ -5.0	● 1.0	→ 0.0	0.7	13.6	↓ -3.4	1,358	↑ 16.3
1524	533	98	School of Advanced Study	HE	GBR	WE	1,831	↓ -6.2	39.2	↑ 2.2	56.9	↓ -0.6	● 1.5	↑ 0.7	0.6	17.8	↑ 4.0	970	↓ -4.3
1525	407	173	Shandong Agricultural University	HE	CHN	AS	1,830	↑ 17.5	9.1	↓ -0.5	25.3	↑ 6.0	● 0.6	↑ 5.1	0.8	6.2	↑ 1.8	1,307	↑ 23.5
1526	408	174	Heilongjiang University	HE	CHN	AS	1,827	↑ 7.7	11.2	↓ -14.7	17.0	↑ 8.9	● 0.6	↑ 3.6	0.8	6.8	↑ 12.4	1,026	↑ 11.6
1527	338	292	Space Telescope Science Institute	GO	USA	NA	1,827	↑ 6.0	73.1	↑ 7.3	80.1	↑ 10.8	● 2.0	↑ 5.7	1.0	25.3	↑ 6.1	374	↓ -4.6
1528	534	80	Universitat Osnabruck	HE	DEU	WE	1,827	↑ 1.6	42.5	↑ 0.8	54.5	↑ 3.1	● 1.2	↑ 6.1	0.6	15.0	↑ 2.5	1,048	↑ 1.7
1529	535	58	Hospital Universitari Germans Trias i Pujol	HL	ESP	WE	1,825	↑ 7.1	22.0	↑ 4.0	51.2	↓ -5.4	● 1.9	↓ -2.0	0.9	16.7	↑ 2.7	965	↑ 4.1
1530	409	109	Iwate University	HE	JPN	AS	1,822	↓ -1.2	22.6	↑ 4.0	51.2	↓ -2.4	● 0.8	↓ -1.2	0.8	7.7	↑ 1.0	1,036	↑ 0.3
1531	65	16	Tabriz University of Medical Sciences	HE	IRN	ME	1,822	↑ 23.4	26.2	↓ -4.3	26.1	↓ -7.2	● 0.6	→ 0.0	0.8	4.1	↓ -2.6	1,147	↑ 24.0
1532	66	11	Rambam Health Care Campus	HL	ISR	ME	1,821	↓ -3.3	26.0	↑ 5.0	67.1	↓ -0.4	● 1.5	→ 0.0	0.8	15.0	↓ -1.2	1,031	↓ -6.0
1533	45	39	Royal Brisbane and Women's Hospital	HL	AUS	OC	1,820	↑ 7.8	31.0	↑ 1.2	66.8	↓ -3.0	● 1.7	↓ -2.9	0.8	17.0	↓ -0.6	910	↑ 3.9
1534	410	110	Kansai University	HE	JPN	AS	1,817	↑ 1.1	11.3	↓ -1.1	35.1	↓ -1.0	● 0.7	→ 0.0	0.7	6.7	↑ 3.6	1,205	↓ -0.8
1535	339	293	Bowling Green State University	HE	USA	NA	1,814	↑ 1.7	19.6	↑ 1.5	56.0	↓ -0.1	● 1.2	↓ -3.3	0.7	14.1	↓ -6.8	1,212	↑ 2.4

WR/RR/CR World/Region/Country Rank

AF Africa AS Asia EE Eastern Europe LA Latin America ME Middle East NA Northern America OC Oceania WE Western Europe

GO Government HE Higher Education HL Health PR Private OT Others

WR	RR	CR	Organization	Sector	Country	Region	Output	O-VR(%)	IC(%)	IC-VR(%)	Q1(%)	Q1-VR(%)	NI	NI-VR(%)	Spec	Exc(%)	Exc-VR(%)	Leadership	Leadership-VR(%)
1536	536	112	Ecole Nationale Supérieure des Mines de Paris	HE	FRA	WE	1,813	↑ 11.7	35.5	↑ 1.7	46.5	↓ -1.6	1.4	↓ -3.5	0.7	15.7	↓ -7.8	966	↑ 9.2
1537	411	175	Academy of Military Medical Sciences	HL	CHN	AS	1,808	↑ 1.3	6.9	↑ 2.8	23.6	↑ 3.3	0.4	↑ 10.0	0.9	3.5	↑ 23.0	1,240	↑ 0.1
1538	340	47	Sir Mortimer B. Davis Jewish General Hospital	HL	CAN	NA	1,808	↑ 9.0	37.1	↑ 2.2	74.9	↓ -0.8	2.0	→ 0.0	0.9	21.3	↑ 0.4	975	↑ 8.6
1539	46	40	Austin Health	HL	AUS	OC	1,804	↑ 8.6	31.5	↑ 11.3	70.6	↓ -1.2	2.1	↑ 3.5	0.8	21.6	↑ 5.8	1,025	↑ 3.7
1540	56	35	Universidade Federal do Para	HE	BRA	LA	1,803	↑ 16.5	23.4	↓ -2.1	31.1	↓ -0.4	0.7	→ 0.0	0.6	5.7	↑ 4.4	1,047	↑ 18.2
1541	67	28	Eskisehir Osmangazi University	HE	TUR	ME	1,799	↑ 9.0	10.5	↓ -3.6	30.9	↓ -5.7	0.8	↓ -6.0	0.6	8.6	↓ -7.9	1,344	↑ 8.1
1542	412	176	Tsinghua National Laboratory for Information Science and Technology	GO	CHN	AS	1,799	↑ 52.3	16.2	↑ 23.3	18.6	↓ -5.9	0.9	↑ 4.7	0.9	12.7	↑ 5.8	1,276	↑ 50.8
1543	537	12	Universität Salzburg	HE	AUT	WE	1,797	↑ 7.0	52.6	↑ 3.1	49.0	↑ 1.1	1.2	↑ 7.3	0.7	14.4	↑ 3.3	1,078	↑ 7.1
1544	413	35	National Changhua University of Education	HE	TWN	AS	1,796	↑ 12.8	11.3	↑ 9.9	37.4	↓ -4.8	1.0	↑ 4.3	0.8	11.7	↑ 2.4	1,200	↑ 11.4
1545	341	48	British Columbia Cancer Agency	HL	CAN	NA	1,793	↑ 6.0	44.1	↑ 1.5	77.9	↓ -1.7	2.4	↓ -5.2	0.9	27.5	→ 0.0	832	↑ 4.4
1546	538	113	Ecole Nationale Supérieure de Chimie de Rennes	HE	FRA	WE	1,791	↑ 20.8	54.5	↑ 1.5	62.8	↓ -0.1	1.3	↑ 0.8	0.9	17.4	↑ 2.2	957	↑ 15.4
1547	342	294	Loma Linda University	HE	USA	NA	1,790	↑ 4.1	24.2	↑ 9.2	64.1	↓ -1.7	1.4	↑ 8.7	0.8	15.6	↑ 4.6	1,056	↑ 7.3
1548	78	9	Technical University of Cluj-Napoca	HE	ROU	EE	1,789	↑ 29.9	22.6	↓ -6.7	9.2	↓ -6.4	0.8	↑ 1.2	0.8	7.5	↑ 4.5	1,388	↑ 34.4
1549	539	81	Technische Universität Clausthal	HE	DEU	WE	1,789	↓ -1.9	40.5	↑ 0.4	42.8	↓ -3.0	1.1	↑ 5.6	0.8	11.4	↑ 1.6	1,105	↓ -2.9
1550	414	36	Mackay Memorial Hospital	HL	TWN	AS	1,785	↑ 1.7	10.5	↑ 4.5	47.7	↓ -3.3	0.8	↑ 1.4	0.8	6.1	↑ 3.2	963	↓ -6.2
1551	540	82	Jacobs University Bremen	HE	DEU	WE	1,784	↑ 13.3	51.5	↓ -0.5	57.4	↓ -4.5	1.5	↓ -3.3	0.7	17.9	↓ -6.2	1,002	↑ 12.7
1552	9	1	Makerere University	HE	UGA	AF	1,782	↑ 20.6	73.5	↓ -1.5	55.6	↑ 2.3	1.4	↑ 6.2	0.8	15.4	↑ 0.3	739	↑ 18.8
1553	541	59	Universidad de Almeria	HE	ESP	WE	1,782	↑ 8.4	30.5	↓ -0.4	47.3	↓ -2.5	1.0	↑ 1.0	0.7	11.5	↓ -6.6	1,095	↑ 7.1
1554	343	295	University of Missouri, Saint Louis	HE	USA	NA	1,782	↑ 3.2	27.6	↓ -1.7	57.6	↓ -3.1	1.5	↑ 2.8	0.7	18.6	↓ -2.7	1,016	↑ 5.0
1555	68	29	Pamukkale University	HE	TUR	ME	1,781	↑ 7.7	11.0	↓ -1.6	32.2	↓ -10.4	0.7	↓ -8.8	0.6	8.3	↓ -16.4	1,247	↑ 9.2
1556	542	13	Veterinärmedizinische Universität Wien	HE	AUT	WE	1,781	↑ 5.8	54.7	↑ 3.8	56.6	↓ -0.1	1.1	↑ 3.8	0.9	12.0	↑ 4.8	917	↑ 3.0
1557	543	99	Wellcome Trust Sanger Institute	HL	GBR	WE	1,779	↑ 10.2	68.2	↑ 2.9	90.4	↑ 0.5	4.2	↑ 8.2	0.9	39.1	↑ 5.7	548	↑ 3.0
1558	344	296	Broad Institute of MIT and Harvard	GO	USA	NA	1,777	↑ 25.1	50.9	↑ 5.9	93.8	↑ 0.9	5.4	↓ -2.7	0.9	53.0	↑ 3.4	323	↑ 15.8
1559	544	59	Università degli Studi di Foggia	HE	ITA	WE	1,777	↑ 13.8	20.5	↑ 9.9	56.9	↑ 2.1	1.1	↓ -8.6	0.7	11.4	↑ 1.6	984	↑ 14.6
1560	345	297	Seattle Children's Hospital	HL	USA	NA	1,776	↑ 21.4	20.0	↑ 12.1	76.2	↓ -1.2	1.9	↑ 9.2	0.8	22.8	↑ 0.3	855	↑ 18.9
1561	545	60	Universität de Lleida	HE	ESP	WE	1,774	↑ 8.4	31.7	↑ 0.1	58.4	↓ -1.9	1.3	↓ -1.6	0.7	16.7	↓ -6.3	1,084	↑ 9.3
1562	546	100	Sheffield Hallam University	HE	GBR	WE	1,771	↑ 7.7	27.8	↓ -0.4	45.7	↓ -3.7	1.1	↓ -0.9	0.7	12.2	↓ -1.8	1,045	↑ 7.3
1563	10	6	University of the Free State	HE	ZAF	AF	1,770	↑ 12.9	30.8	↑ 0.6	31.6	↓ -4.0	0.7	↑ 4.5	0.8	5.8	↑ 2.5	1,166	↑ 10.3
1564	547	114	Conservatoire National des Arts et Metiers	HE	FRA	WE	1,769	↑ 4.7	31.6	↑ 1.9	39.9	↓ -3.8	1.1	↓ -1.8	0.7	12.5	↓ -7.3	847	↑ 2.9
1565	415	37	Buddhist Tzu Chi General Hospital	HL	TWN	AS	1,766	↑ 12.8	9.2	↑ 3.3	51.3	↑ 1.1	0.8	↑ 5.3	0.8	6.9	↑ 4.6	906	↑ 10.5
1566	416	111	Fujita Health University	HE	JPN	AS	1,766	↑ 2.5	18.5	↑ 4.6	48.4	↑ 1.2	1.1	↑ 6.8	0.8	12.1	↑ 14.1	859	↑ 1.4
1567	346	298	Johnson & Johnson Pharmaceutical Research & Development, L.L.C.	PR	USA	NA	1,763	↑ 0.2	29.7	↑ 2.4	75.7	↓ -2.8	1.9	↓ -4.5	0.8	23.5	↓ -3.5	895	↓ -1.1
1568	548	115	Universite d'Evry-Val d'Essonne	HE	FRA	WE	1,763	↑ 3.3	46.0	↑ 4.4	58.4	↑ 1.4	1.6	↑ 1.9	0.8	19.9	↑ 3.3	795	↓ -1.4
1569	347	299	Texas Instruments	PR	USA	NA	1,759	↓ -8.4	19.6	↑ 11.4	38.2	↓ -2.5	1.8	↓ -4.8	0.9	15.2	↓ -5.3	967	↓ -13.0
1570	417	112	Dokkyo Medical University	HE	JPN	AS	1,757	↓ -0.6	9.9	↑ 2.4	44.9	↓ -0.9	0.8	↑ 6.6	0.8	9.1	↑ 6.0	1,122	↓ -1.7

WR/RR/CR World/Region/Country Rank

AF Africa AS Asia EE Eastern Europe LA Latin America ME Middle East NA Northern America OC Oceania WE Western Europe

GO Government HE Higher Education HL Health PR Private OT Others

WR	RR	CR	Organization	Sector	Country	Region	Output	O-VR(%)	IC(%)	IC-VR(%)	Q1(%)	Q1-VR(%)	NI	NI-VR(%)	Spec	Exc(%)	Exc-VR(%)	Leadership	Leadership-VR(%)
1571	418	46	Korea Research Institute of Standards and Science	GO	KOR	AS	1,757	↑ 3.7	23.4	↓ -0.6	53.8	↑ 1.3	0.9	↑ 3.4	0.9	9.1	↑ 5.9	738	↑ 5.0
1572	79	9	University General Hospital	HL	CZE	EE	1,757	↑ 5.8	13.0	↑ 12.2	18.6	↑ 21.7	0.7	↑ 15.8	0.9	5.3	↑ 22.4	1,169	↑ 3.7
1573	419	177	Anhui Medical University	HE	CHN	AS	1,755	↑ 19.9	15.1	↓ -10.5	34.1	↓ -2.6	0.6	↑ 3.2	0.8	5.5	↑ 4.1	1,291	↑ 19.5
1574	69	12	Rabin Medical Center	HL	ISR	ME	1,755	↓ -2.9	21.2	↑ 1.9	68.1	↓ -1.4	1.4	↑ 6.7	0.8	13.3	↑ 6.3	1,077	↓ -1.8
1575	549	14	University of Mons	HE	BEL	WE	1,752	↑ 2.0	60.4	↑ 0.9	60.5	↓ -1.1	1.5	↑ 2.7	0.7	18.8	↑ 1.0	919	↓ -2.0
1576	550	83	Gkss Forschungszentrum Geesthacht	GO	DEU	WE	1,751	↑ 6.6	52.3	↓ -0.4	59.3	↓ -0.1	1.7	↑ 1.8	0.8	20.9	↑ 1.8	806	↑ 8.2
1577	420	113	National Institute of Agrobiological Sciences	GO	JPN	AS	1,751	↓ -0.6	24.2	↑ 8.2	72.3	↑ 0.6	1.3	↑ 7.5	0.9	16.4	↑ 9.7	831	↓ -2.5
1578	348	300	National Jewish Health	HL	USA	NA	1,750	↑ 2.8	20.7	↑ 4.5	80.3	↓ -0.1	2.1	↑ 6.8	0.9	22.7	↑ 4.6	933	↑ 1.6
1579	349	301	Clarkson University	HE	USA	NA	1,749	↑ 1.8	29.1	↓ -0.8	52.3	↓ -0.3	1.4	↑ 2.2	0.7	19.9	↓ -1.8	1,191	↑ 3.5
1580	421	31	University of Mysore	HE	IND	AS	1,748	↑ 12.6	30.0	↑ 7.5	19.3	↓ -13.8	0.6	↑ 3.8	0.8	3.1	↑ 7.6	1,142	↑ 11.4
1581	70	30	Yuzuncu Yil University	HE	TUR	ME	1,747	↑ 9.0	8.3	→ 0.0	20.0	↓ -11.8	0.5	↑ 2.0	0.7	3.5	↓ -1.7	1,218	↑ 7.6
1582	551	116	France Telecom, S.A.	PR	FRA	WE	1,741	↑ 4.9	23.5	↑ 0.7	17.2	↓ -8.1	1.3	↓ -7.1	0.9	15.0	↓ -4.4	1,123	↑ 5.1
1583	552	117	Ecole Superieure de Chimie Physique Electronique de Lyon	HE	FRA	WE	1,738	↑ 5.1	38.7	↑ 6.2	55.7	↓ -5.1	1.1	↑ 1.8	0.9	13.9	↓ -1.0	939	↑ 1.0
1584	553	101	University of Brighton	HE	GBR	WE	1,735	↑ 8.0	31.1	↑ 6.9	53.4	↓ -1.4	1.3	↓ -4.5	0.6	13.3	↓ -6.4	976	↑ 7.0
1585	554	15	University Hospital Antwerp	HL	BEL	WE	1,734	↑ 4.3	36.8	↑ 1.6	58.1	↑ 0.6	1.6	↓ -6.0	0.8	17.7	↑ 4.7	921	↑ 4.4
1586	350	302	Hewlett Packard Labs	PR	USA	NA	1,733	↑ 11.6	32.4	↑ 5.0	31.3	↓ -12.6	1.9	↓ -12.1	0.9	19.7	↓ -16.1	892	↑ 13.5
1587	422	178	State Oceanic Administration	GO	CHN	AS	1,732	↑ 14.6	15.2	↑ 1.9	26.9	↓ -1.0	0.6	↑ 7.5	0.9	5.0	↓ -8.2	816	↑ 10.9
1588	71	1	Sultan Qaboos University	HE	OMN	ME	1,732	↑ 2.8	54.2	↑ 2.8	35.2	↓ -4.0	0.7	↓ -5.3	0.6	7.5	↓ -7.5	1,167	↓ -0.2
1589	47	41	Royal North Shore Hospital	HL	AUS	OC	1,726	↑ 5.6	29.6	↑ 6.0	65.9	↑ 0.7	1.6	↑ 6.0	0.8	18.1	↑ 3.3	905	↑ 1.6
1590	423	114	Mitsubishi Electric Corporation	PR	JPN	AS	1,725	↓ -3.7	10.9	↑ 3.3	18.8	↓ -8.8	0.8	↑ 12.5	0.9	6.4	↑ 7.6	1,139	↓ -1.7
1591	351	303	Northern Arizona University	HE	USA	NA	1,725	↑ 2.0	21.7	↑ 8.4	59.8	↓ -0.9	1.3	↑ 2.3	0.8	16.0	↓ -2.6	978	↑ 0.1
1592	424	32	University of Mumbai	HE	IND	AS	1,725	↑ 4.4	10.1	↑ 7.4	40.2	↓ -4.3	0.8	↓ -2.5	0.8	9.5	↓ -10.1	1,414	↑ 2.4
1593	555	102	Western General Hospital	HL	GBR	WE	1,723	↓ -3.3	36.0	↑ 5.3	73.7	↓ -3.1	2.1	↓ -2.4	0.8	21.5	↓ -1.5	883	↓ -7.6
1594	556	60	Universita degli Studi di Camerino	HE	ITA	WE	1,721	↑ 1.7	39.9	↓ -2.1	56.9	↓ -1.9	1.0	↓ -2.0	0.7	11.7	↓ -0.4	954	↑ 3.1
1595	352	304	University of Denver	HE	USA	NA	1,720	↑ 11.3	21.1	↑ 12.1	50.2	↑ 0.4	1.7	↑ 7.6	0.7	17.9	↑ 14.7	972	↑ 7.4
1596	72	31	Anadolu University	HE	TUR	ME	1,719	↑ 15.1	15.9	↓ -5.1	27.9	↓ -3.7	0.9	↓ -2.2	0.7	11.2	↓ -3.9	1,152	↑ 13.9
1597	557	61	Universidad de las Palmas de Gran Canaria	HE	ESP	WE	1,719	↑ 5.2	28.5	↑ 6.4	44.7	↑ 2.7	0.9	↓ -2.1	0.6	10.5	↓ -1.0	1,094	↑ 1.7
1598	57	6	Universidad Nacional de Mar del Plata	HE	ARG	LA	1,719	↑ 7.5	36.9	↓ -1.9	48.1	↓ -3.7	0.9	↓ -1.2	0.8	7.4	↓ -6.8	1,154	↑ 6.0
1599	48	42	Edith Cowan University	HE	AUS	OC	1,715	↑ 4.6	38.5	↑ 7.2	40.4	↑ 2.7	1.1	→ 0.0	0.7	12.2	↓ -0.8	1,003	↑ 0.7
1600	353	305	San Jose State University	HE	USA	NA	1,713	↑ 2.0	19.4	↑ 9.6	35.8	↑ 2.8	1.3	↑ 14.3	0.7	15.8	↑ 12.7	1,015	↓ -1.1
1601	558	103	Royal Veterinary College, University of London	HE	GBR	WE	1,711	↑ 8.4	40.2	↑ 1.8	71.1	↓ -1.0	1.4	↑ 0.7	1.0	16.0	↑ 3.4	946	↑ 8.9
1602	354	306	San Francisco State University	HE	USA	NA	1,711	↑ 4.3	28.9	↑ 0.6	56.5	↓ -1.0	1.4	↓ -4.9	0.7	15.6	↓ -2.5	906	↑ 4.4
1603	559	61	Scuola Superiore S. Anna di Studi Universitari e di Perfezionamento	HE	ITA	WE	1,707	↑ 15.7	40.4	↑ 5.1	39.7	↑ 0.1	1.6	↑ 2.0	0.7	19.4	↓ -2.9	973	↑ 13.3
1604	355	307	City University of New York, Hunter College	HE	USA	NA	1,706	↑ 6.1	20.5	↑ 11.8	59.9	↓ -0.7	1.1	↓ -6.0	0.7	13.6	↓ -8.1	1,025	↑ 4.9
1605	11	1	Universite des Sciences et de la Technologie Houari Boumediene	HE	DZA	AF	1,705	↑ 10.8	46.6	↓ -0.6	32.7	↓ -4.2	0.6	↓ -4.6	0.7	5.9	↓ -8.2	1,030	↑ 9.3

WR/RR/CR World/Region/Country Rank

AF Africa AS Asia EE Eastern Europe LA Latin America ME Middle East NA Northern America OC Oceania WE Western Europe

GO Government HE Higher Education HL Health PR Private OT Others

WR	RR	CR	Organization	Sector	Country	Region	Output	O-VR(%)	IC(%)	IC-VR(%)	Q1(%)	Q1-VR(%)	NI	NI-VR(%)	Spec	Exc(%)	Exc-VR(%)	Leadership	Leadership-VR(%)
1606	425	179	Shenyang National Laboratory for Materials Science	GO	CHN	AS	1,704	↑ 5.1	32.5	↓ -0.4	77.1	↑ 3.0	● 1.8	↑ 4.6	1.0	24.1	↓ -0.2	1,254	↑ 6.0
1607	73	17	Isfahan University	HE	IRN	ME	1,702	↑ 26.4	18.0	↓ -6.2	25.7	↓ -5.5	● 0.7	↓ -1.4	0.7	7.2	↑ 0.6	1,191	↑ 25.2
1608	58	7	Universidad Nacional del Sur	HE	ARG	LA	1,700	↑ 8.4	30.5	↓ -0.7	43.8	↓ -4.4	● 0.8	↑ 2.7	0.7	6.6	↓ -7.0	1,223	↑ 9.2
1609	74	32	Gaziantep University	HE	TUR	ME	1,699	↑ 7.1	11.4	↑ 9.9	33.9	↓ -6.8	● 0.8	↑ 3.8	0.7	8.0	↑ 2.7	1,247	↑ 5.5
1610	426	115	Nara Medical University	HE	JPN	AS	1,699	↑ 0.7	11.4	↓ -0.7	46.5	↓ -5.8	● 0.7	↓ -5.1	0.8	7.2	↓ -10.4	1,093	↓ -1.1
1611	59	4	Universidad de los Andes, Colombia	HE	COL	LA	1,698	↑ 22.4	53.1	↑ 1.6	39.4	↓ -4.3	● 1.1	↑ 9.8	0.7	12.9	↑ 12.9	896	↑ 21.4
1612	427	116	Hamamatsu University School of Medicine	HE	JPN	AS	1,697	↑ 2.0	15.8	↑ 3.4	54.2	↓ -5.6	● 1.0	↑ 3.2	0.8	10.6	↓ -1.4	979	↑ 2.3
1613	60	8	Universidad Nacional de Rosario	HE	ARG	LA	1,696	↑ 9.1	42.6	↓ -0.9	52.8	↓ -3.5	● 0.8	↑ 1.2	0.6	7.2	↓ -4.0	1,080	↑ 7.8
1614	428	38	National Kaohsiung University of Applied Sciences	HE	TWN	AS	1,689	↑ 15.1	15.0	↓ -2.3	28.7	↓ -2.5	● 1.0	↑ 2.1	0.8	13.4	↑ 4.0	936	↑ 12.5
1615	560	11	Aegean University	HE	GRC	WE	1,686	↑ 7.6	32.8	↑ 6.0	33.9	↓ -2.6	● 1.0	↑ 1.0	0.7	11.0	↓ -4.2	1,007	↑ 3.6
1616	429	180	Hebei Normal University	HE	CHN	AS	1,686	↑ 8.5	12.3	↑ 5.4	25.9	↑ 3.9	● 0.6	↓ -1.6	0.8	5.7	↓ -6.3	1,098	↑ 14.0
1617	75	18	Isfahan University of Medical Sciences	HE	IRN	ME	1,685	↑ 22.4	13.4	↑ 15.4	23.2	↑ 0.9	● 0.7	↓ -1.4	0.8	5.9	↓ -10.7	1,114	↑ 23.0
1618	430	47	University of Seoul	HE	KOR	AS	1,685	↑ 10.4	23.2	↓ -0.2	41.5	↓ -2.2	● 1.0	↑ 13.0	0.7	10.7	↑ 16.7	903	↑ 10.1
1619	431	181	Chongqing University of Post and Telecommunications	HE	CHN	AS	1,683	↑ 12.9	9.7	↑ 1.0	10.8	↓ -4.6	● 0.5	↑ 6.5	0.9	5.1	↑ 7.4	1,172	↑ 13.3
1620	432	182	Changchun University of Science and Technology	HE	CHN	AS	1,682	↑ 22.2	6.1	↑ 21.0	14.2	↑ 22.2	● 0.6	↑ 59.0	0.9	4.9	↑ 51.2	1,170	↑ 21.1
1621	561	62	Istituto Europeo di Oncologia	HL	ITA	WE	1,682	↑ 8.7	39.1	↑ 0.1	75.8	↓ -2.8	● 2.0	↓ -14.7	0.8	24.2	↓ -0.5	896	↑ 8.3
1622	433	183	Tianjin University of Science and Technology	HE	CHN	AS	1,680	↑ 29.2	10.7	↓ -8.9	16.4	↓ -10.6	● 0.5	↓ -1.9	0.8	4.0	↓ -11.8	1,192	↑ 34.2
1623	434	39	National Health Research Institutes	HL	TWN	AS	1,679	↑ 12.4	26.6	↑ 4.6	77.1	↓ -2.0	● 1.2	↓ -2.5	0.8	13.3	↓ -8.9	582	↑ 11.9
1624	356	308	Florida Institute of Technology	HE	USA	NA	1,677	↑ 3.4	41.6	↑ 3.7	39.5	↑ 2.3	● 1.4	↑ 13.6	0.8	15.0	↑ 12.7	968	↓ -0.8
1625	80	26	University of Warmia and Mazury	HE	POL	EE	1,677	↑ 14.6	15.8	↓ -7.2	19.0	↓ -2.7	● 0.5	↓ -7.7	0.8	3.1	↓ -18.7	1,201	↑ 16.5
1626	435	184	Shanghai University of Traditional Chinese Medicine	HE	CHN	AS	1,676	↑ 15.8	10.6	↑ 2.5	17.8	↑ 7.6	● 0.5	↑ 4.5	0.9	3.3	↓ -0.6	1,180	↑ 16.1
1627	562	62	Centro de Investigacion Biomedica en Red de Epidemiologia y Salud Publica	HL	ESP	WE	1,671	↑ 55.0	39.1	↑ 2.2	67.7	↓ -0.2	● 1.7	↑ 5.0	0.8	20.7	↑ 4.4	224	↑ 77.8
1628	436	117	National Institute of Radiological Sciences	HL	JPN	AS	1,670	↓ -1.6	26.2	↑ 0.0	59.8	↑ 1.5	● 0.9	↑ 3.4	0.9	7.6	↓ -6.7	825	↓ -1.7
1629	357	309	Southwest Research Institute	OT	USA	NA	1,670	↑ 6.0	36.2	↑ 0.3	58.7	↑ 2.0	● 1.2	↓ -0.8	0.9	13.6	↑ 1.4	829	↑ 6.7
1630	563	118	Universite Jean Monnet Saint-Etienne	HE	FRA	WE	1,667	↑ 8.5	40.6	↓ -1.0	53.2	↓ -4.0	● 1.1	↓ -4.5	0.7	10.4	↓ -12.2	810	↑ 9.5
1631	437	118	Hyogo College of Medicine	HE	JPN	AS	1,664	↑ 6.2	9.9	↑ 4.3	47.9	↓ -2.0	● 0.9	↓ -1.1	0.8	8.2	↑ 5.0	953	↑ 6.1
1632	564	119	Ecole Nationale Superieure de Chimie de Paris	HE	FRA	WE	1,663	↑ 6.9	40.7	↑ 1.7	66.7	↓ -0.1	● 1.5	→ 0.0	0.9	21.4	↑ 1.2	868	↑ 6.0
1633	565	63	Istituto Giannina Gaslini Ospedale Pediatrico IRCCS	HL	ITA	WE	1,663	↓ -0.2	30.6	↑ 5.4	66.6	↓ -1.9	● 1.4	↑ 3.0	0.9	13.6	↑ 4.9	797	↓ -1.5
1634	61	36	Universidade Federal do Espirito Santo	HE	BRA	LA	1,663	↑ 25.5	19.9	↓ -10.9	24.1	↓ -10.5	● 0.6	↓ -5.0	0.7	3.8	↓ -14.3	968	↑ 26.0
1635	438	185	Qufu Normal University	HE	CHN	AS	1,662	↑ 5.8	10.8	↓ -7.6	27.2	↑ 4.2	● 0.7	↑ 2.8	0.9	7.9	↑ 4.5	1,045	↑ 6.7
1636	439	48	Wonkwang University	HE	KOR	AS	1,660	↑ 8.3	19.8	↓ -2.6	40.6	↓ -4.8	● 0.9	↑ 8.7	0.8	8.4	↑ 20.0	912	↑ 8.7
1637	62	9	Universidad Autonoma de Nuevo Leon	HE	MEX	LA	1,658	↑ 13.6	33.5	↑ 2.4	29.3	↓ -4.5	● 0.6	↓ -6.1	0.7	5.6	↓ -13.0	971	↑ 15.2

WR/RR/CR World/Region/Country Rank

AF Africa AS Asia EE Eastern Europe LA Latin America ME Middle East NA Northern America OC Oceania WE Western Europe

GO Government HE Higher Education HL Health PR Private OT Others

WR	RR	CR	Organization	Sector	Country	Region	Output	O-VR(%)	IC(%)	IC-VR(%)	Q1(%)	Q1-VR(%)	NI	NI-VR(%)	Spec	Exc(%)	Exc-VR(%)	Leadership	Leadership-VR(%)
1638	358	310	University of New Orleans	HE	USA	NA	1,658	↓ -5.1	26.3	↑ 0.3	53.1	↓ -3.7	1.5	↓ -9.7	0.7	17.9	↓ -6.6	890	↓ -7.9
1639	440	186	Tianjin University of Technology	HE	CHN	AS	1,657	↑ 52.6	5.0	↓ -13.3	10.7	↓ -17.7	0.6	↑ 14.3	0.8	4.8	↑ 49.4	1,209	↑ 70.3
1640	441	187	Microsoft Research Asia	PR	CHN	AS	1,656	↑ 6.6	39.5	↑ 7.7	28.0	↓ -11.0	2.3	↓ -4.5	1.0	27.6	↓ -4.3	501	↑ 3.3
1641	442	188	Information Engineering University	HE	CHN	AS	1,651	↑ 11.6	1.1	↓ -30.1	3.2	↑ 6.1	0.3	↓ -3.8	0.9	1.4	↓ -12.9	1,233	↑ 10.7
1642	76	33	Inonu University	HE	TUR	ME	1,651	↓ -4.6	9.2	↑ 3.5	34.2	↓ -6.5	0.7	↓ -1.4	0.7	5.8	↓ -1.9	1,140	↓ -9.0
1643	359	49	Wilfrid Laurier University	HE	CAN	NA	1,650	↑ 5.2	32.9	↑ 6.3	49.6	↓ -1.7	1.1	↓ -1.8	0.7	12.7	↓ -5.3	1,006	↑ 4.8
1644	77	13	Agricultural Research Organization	GO	ISR	ME	1,649	↑ 1.7	39.7	↑ 1.7	60.0	↓ -4.6	1.1	↑ 1.8	0.9	12.5	↑ 2.1	1,035	↑ 1.6
1645	49	43	Royal Adelaide Hospital	HL	AUS	OC	1,649	↑ 0.1	29.7	↓ -0.1	64.8	↑ 2.8	1.8	↑ 6.1	0.8	15.0	↓ -3.8	924	↑ 2.4
1646	566	120	Telecom Bretagne	HE	FRA	WE	1,648	↑ 13.1	31.3	↑ 5.4	24.0	↓ -7.4	0.9	↓ -2.3	0.9	7.5	↓ -1.4	964	↑ 9.7
1647	567	121	Institut National des Sciences Appliquees de Rouen	HE	FRA	WE	1,644	↑ 6.1	39.1	↓ -0.3	52.3	↓ -0.5	1.1	→ 0.0	0.8	12.5	↓ -0.9	937	↑ 3.9
1648	50	44	Peter Maccallum Cancer Centre	HL	AUS	OC	1,644	↑ 8.2	39.2	↑ 5.3	73.5	↑ 1.7	2.4	↑ 23.6	0.9	23.4	↑ 6.5	820	↑ 3.8
1649	360	311	Penn State Milton S. Hershey Medical Center	HL	USA	NA	1,642	↑ 4.3	15.5	↑ 3.3	67.9	↓ -0.3	1.3	↑ 2.3	0.8	15.9	↑ 1.0	1,077	↑ 4.4
1650	12	3	Universite de Monastir	HE	TUN	AF	1,641	↑ 1.4	55.1	↑ 1.9	39.4	↓ -5.3	0.7	→ 0.0	0.7	5.6	↑ 1.6	996	↑ 1.1
1651	81	27	West Pomeranian University of Technology	HE	POL	EE	1,641	↑ 13.6	21.9	↓ -10.5	27.6	↓ -7.9	0.6	→ 0.0	0.8	5.3	↓ -6.0	1,310	↑ 15.5
1652	82	9	Southern Federal University	HE	RUS	EE	1,640	↑ 0.1	26.4	↓ -1.5	17.6	↑ 2.0	0.3	→ 0.0	0.8	1.6	↑ 9.4	1,201	↓ -0.2
1653	51	45	Prince of Wales Hospital	HL	AUS	OC	1,638	↑ 0.2	24.4	↑ 2.1	63.7	↓ -0.8	1.5	↑ 7.3	0.8	16.8	↓ -1.1	821	↓ -3.5
1654	443	49	Soongsil University	HE	KOR	AS	1,638	↑ 7.6	15.4	↑ 4.1	30.7	↑ 13.2	0.9	↑ 5.9	0.8	9.7	↑ 12.2	1,043	↑ 7.6
1655	568	104	North Bristol NHS Trust	HL	GBR	WE	1,637	↑ 4.2	18.6	↑ 2.4	60.7	↓ -1.8	1.5	↑ 9.0	0.9	14.6	↑ 7.5	980	↑ 2.4
1656	569	122	Universite Paris-Est Marne-la-Vallee	HE	FRA	WE	1,637	↑ 5.1	38.4	↓ -0.6	50.8	↓ -0.6	1.1	↓ -5.1	0.8	13.5	↓ -4.1	891	↑ 2.6
1657	63	37	Petrobras	PR	BRA	LA	1,636	↑ 10.9	17.0	↑ 6.7	20.1	↓ -0.7	0.6	↑ 3.3	0.9	5.3	↑ 9.1	682	↑ 8.1
1658	444	40	National Formosa University	HE	TWN	AS	1,635	↑ 16.4	5.9	↓ -3.1	40.1	↓ -0.5	0.9	→ 0.0	0.8	9.4	↓ -9.2	1,002	↑ 17.7
1659	445	33	Christian Medical College, Vellore	HE	IND	AS	1,634	↑ 3.3	19.7	↑ 4.3	39.5	↓ -4.4	0.7	↑ 1.4	0.8	4.9	↑ 0.4	1,353	↑ 2.3
1660	78	3	King Abdulaziz University	HE	SAU	ME	1,634	↑ 31.7	45.9	↑ 8.1	26.8	↓ -3.8	0.8	↑ 1.2	0.7	8.6	↓ -9.4	1,148	↑ 28.0
1661	446	50	Seoul National University Bundang Hospital	HL	KOR	AS	1,632	↑ 31.4	9.6	↓ -0.2	62.0	↓ -2.1	1.1	→ 0.0	0.9	10.8	↓ -1.7	806	↑ 27.1
1662	570	9	St. Olavs University Hospital	HL	NOR	WE	1,629	↑ 8.1	32.0	↑ 0.6	60.4	↓ -0.2	1.6	↓ -4.8	0.8	18.2	↓ -4.6	648	↑ 4.9
1663	571	7	National University of Ireland, Maynooth	HE	IRL	WE	1,625	↑ 5.1	52.4	↑ 2.0	47.3	↓ -0.2	1.2	↑ 0.8	0.7	13.5	↑ 1.6	965	↑ 3.8
1664	361	312	University of Nebraska, Omaha	HE	USA	NA	1,624	↑ 3.6	27.4	↑ 9.3	46.9	↓ -1.6	1.4	↑ 1.5	0.7	14.7	↓ -5.1	794	↑ 0.3
1665	64	10	Benemerita Universidad Autonoma de Puebla	HE	MEX	LA	1,621	↑ 5.4	34.5	↑ 1.2	34.8	↓ -4.8	0.8	↑ 20.9	0.7	6.4	↑ 9.9	799	↓ -0.1
1666	447	34	University of Pune	HE	IND	AS	1,621	↑ 16.1	22.8	↓ -2.2	47.9	↓ -6.7	0.9	↓ -1.1	0.7	11.0	↓ -3.2	992	↑ 16.6
1667	448	189	China Three Gorges University	HE	CHN	AS	1,620	↑ 30.0	7.1	↓ -18.1	10.1	↓ -10.5	0.5	↑ 4.3	0.8	4.6	↑ 2.0	1,208	↑ 35.3
1668	572	105	Cardiff and Vale NHS Trust	HL	GBR	WE	1,618	↓ -1.0	18.7	↑ 2.0	57.9	↑ 0.7	1.3	↑ 5.0	0.8	13.5	↑ 3.4	889	↓ -3.9
1669	362	313	Albany Medical Center	HL	USA	NA	1,613	↑ 1.4	17.1	↓ -4.1	70.5	↓ 0.0	1.7	↓ -0.6	0.8	20.2	↑ 4.4	909	↑ 2.5
1670	13	7	University of Johannesburg	HE	ZAF	AF	1,613	↑ 22.5	31.4	↓ -2.8	31.4	↓ -6.3	0.8	↑ 7.8	0.7	7.7	↓ -1.0	1,108	↑ 25.2
1671	573	17	Linnaeus University	HE	SWE	WE	1,610	↑ 7.9	40.1	↑ 6.9	52.9	↑ 1.0	1.5	↑ 10.4	0.7	16.3	↑ 8.0	928	↑ 6.1
1672	363	314	National Bureau of Economic Research	GO	USA	NA	1,610	↓ -1.6	23.0	↑ 14.3	81.7	↓ -1.0	2.6	↓ -3.4	1.0	32.4	↓ -5.2	350	↑ 2.6
1673	574	123	Centre Hospitalier Universitaire de Rennes	HL	FRA	WE	1,609	↓ -3.1	21.9	↑ 0.6	47.1	↓ -0.9	1.6	↓ -9.2	0.8	16.6	↑ 3.0	750	↓ -7.7
1674	79	34	Afyon Kocatepe University	HE	TUR	ME	1,607	↑ 8.9	5.7	↑ 3.1	27.6	↓ -2.0	0.6	→ 0.0	0.7	5.1	↑ 7.1	1,129	↑ 8.9
1675	52	46	Princess Alexandra Hospital	HL	AUS	OC	1,606	↑ 6.6	26.7	↑ 3.4	66.1	↑ 0.1	1.7	↓ -0.6	0.8	19.3	↓ -2.7	825	↑ 2.4

WR/RR/CR World/Region/Country Rank

AF Africa AS Asia EE Eastern Europe LA Latin America ME Middle East NA Northern America OC Oceania WE Western Europe

GO Government HE Higher Education HL Health PR Private OT Others

WR	RR	CR	Organization	Sector	Country	Region	Output	O-VR(%)	IC(%)	IC-VR(%)	Q1(%)	Q1-VR(%)	NI	NI-VR(%)	Spec	Exc(%)	Exc-VR(%)	Leadership	Leadership-VR(%)
1676	364	315	Children's National Medical Center	HL	USA	NA	1,605	↑ 6.7	20.2	↑ 3.3	71.3	↑ 0.8	1.6	↑ 4.7	0.8	18.7	↑ 0.7	746	↑ 4.3
1677	449	190	Liaoning Technical University	HE	CHN	AS	1,605	↑ 13.9	1.3	↑ 2.3	2.2	↑ 31.8	0.3	↑ 12.5	0.9	1.1	↓ -22.4	1,192	↑ 14.4
1678	450	119	National Institute of Informatics	GO	JPN	AS	1,604	↑ 11.3	37.2	↑ 15.7	18.1	↓ -0.2	1.1	↑ 1.0	0.9	12.0	↓ -2.5	565	↑ 5.2
1679	365	316	Salk Institute for Biological Studies	HL	USA	NA	1,603	↓ -3.5	42.4	↑ 2.9	91.8	↑ 0.7	2.5	↑ 3.7	0.9	35.5	↑ 2.2	799	↓ -6.1
1680	575	84	Technische Universität Bergakademie Freiberg	HE	DEU	WE	1,603	↑ 7.0	38.6	↑ 4.4	42.7	↑ 6.9	1.0	↑ 5.1	0.8	9.3	↓ -4.8	897	↑ 5.4
1681	576	63	Complejo Hospitalario Universitario de Santiago	HL	ESP	WE	1,600	↑ 3.4	16.1	↑ 15.5	41.3	↓ -1.1	1.1	↑ 8.8	0.8	11.9	↓ -1.6	851	↑ 1.7
1682	366	317	Cleveland State University	HE	USA	NA	1,599	↑ 0.2	19.7	↑ 11.1	42.0	↓ -0.9	1.0	↓ -2.9	0.7	10.2	↓ -5.1	953	→ 0.0
1683	451	120	Shiga University of Medical Science	HE	JPN	AS	1,598	↑ 5.8	18.9	↑ 1.6	53.9	↓ -0.1	1.1	↑ 6.6	0.8	11.9	↑ 2.5	872	↑ 4.2
1684	577	124	Centre Hospitalier Regional et Universitaire de Tours	HL	FRA	WE	1,596	↑ 6.4	18.2	↑ 4.0	43.9	↓ -0.5	1.2	→ 0.0	0.8	12.4	↑ 1.1	726	↑ 2.1
1685	578	106	Oxford Brookes University	HE	GBR	WE	1,596	↑ 5.8	30.0	↑ 5.8	48.4	↓ -5.9	1.3	↓ -0.8	0.7	15.0	↓ -9.0	993	↑ 4.9
1686	367	318	Illinois State University	HE	USA	NA	1,595	↑ 5.8	16.2	↑ 14.4	42.8	↓ -3.1	1.1	↑ 5.0	0.7	10.9	↑ 1.2	1,091	↑ 5.7
1687	65	38	Universidade Federal de Campina Grande	HE	BRA	LA	1,595	↑ 14.3	16.0	↑ 2.8	16.1	↓ -3.5	0.7	↓ -4.2	0.8	6.9	↓ -8.0	966	↑ 12.7
1688	368	50	University of Lethbridge	HE	CAN	NA	1,594	↑ 14.1	43.2	↑ 10.4	55.1	↑ 6.3	1.2	↑ 6.0	0.7	11.9	↑ 2.8	931	↑ 7.4
1689	452	191	China Meteorological Administration	GO	CHN	AS	1,590	↑ 15.6	25.1	↓ -4.9	28.1	↑ 1.5	0.6	→ 0.0	0.9	5.0	↓ -7.4	664	↑ 17.5
1690	579	64	Universidad Politecnica de Cartagena	HE	ESP	WE	1,589	↑ 8.6	25.9	↑ 8.2	44.7	↑ 1.7	1.0	↑ 3.0	0.7	13.6	↑ 3.0	1,053	↑ 5.7
1691	453	51	Korea University Medical Center	HL	KOR	AS	1,588	↑ 17.8	12.9	↑ 6.1	55.9	↓ -3.9	1.0	↓ -1.0	0.8	9.2	↓ -1.4	1,065	↑ 12.3
1692	83	10	Mendel University in Brno	HE	CZE	EE	1,588	↑ 21.9	14.1	↑ 1.0	17.0	↓ -13.1	0.6	→ 0.0	0.9	6.5	↓ -5.8	1,158	↑ 23.9
1693	454	121	Tokyo Denki University	HE	JPN	AS	1,588	↓ -1.9	12.3	↓ -1.1	16.5	↓ -8.8	0.5	↓ -7.0	0.8	3.2	↓ -30.5	1,087	↓ -2.7
1694	580	107	University of Glamorgan	HE	GBR	WE	1,588	↑ 3.3	38.8	↑ 9.1	34.1	↑ 1.7	1.3	↑ 7.3	0.8	18.0	↑ 5.3	889	↓ -3.2
1695	581	64	Abdus Salam International Centre for Theoretical Physics	GO	ITA	WE	1,586	↓ -5.5	81.1	↑ 1.2	61.4	↓ -0.6	1.4	↑ 1.4	0.9	14.7	↑ 0.3	469	↓ -10.5
1696	14	8	Rhodes University	HE	ZAF	AF	1,585	↑ 9.5	37.5	↓ -1.1	43.9	↓ -2.1	0.9	↑ 2.2	0.7	11.1	↓ -1.8	1,095	↑ 9.2
1697	84	3	University of Split	HE	HRV	EE	1,585	↑ 22.5	34.1	↑ 10.2	37.0	↑ 2.6	1.3	↑ 14.4	0.7	11.1	↑ 16.9	1,005	↑ 18.5
1698	369	319	California State University, Long Beach	HE	USA	NA	1,584	↑ 6.8	19.4	↓ -3.2	48.9	↓ -2.6	1.1	↑ 2.8	0.7	12.8	↓ -4.5	960	↑ 7.3
1699	582	108	De Montfort University	HE	GBR	WE	1,584	↑ 7.6	25.8	↓ -1.0	32.0	↓ -5.8	1.1	↓ -1.8	0.7	12.1	↓ -2.6	1,108	↑ 8.9
1700	455	192	Xinjiang University	HE	CHN	AS	1,584	↑ 14.0	10.4	↑ 0.5	20.9	↑ 1.2	0.6	↑ 3.6	0.8	6.8	↑ 6.1	1,015	↑ 10.7
1701	583	65	Institut Municipal d'Investigacio Medica	HL	ESP	WE	1,581	↑ 13.9	49.3	↑ 3.3	74.5	↑ 1.0	2.1	↑ 1.4	0.8	27.6	↑ 0.5	600	↑ 10.9
1702	456	193	Wenzhou University	HE	CHN	AS	1,581	↑ 28.2	7.6	↑ 4.0	25.4	↑ 2.1	0.7	↑ 4.5	0.8	7.5	↓ -1.6	1,130	↑ 31.7
1703	15	9	North-West University, Noordwes-Universiteit	HE	ZAF	AF	1,580	↑ 13.9	36.8	↓ -1.9	35.1	↓ -9.9	0.8	↓ -1.2	0.7	9.4	↑ 0.1	1,021	↑ 15.8
1704	370	320	South Dakota State University	HE	USA	NA	1,580	↑ 12.9	21.2	↑ 9.1	44.6	↓ -5.0	1.1	↑ 0.9	0.7	13.6	↑ 3.6	918	↑ 15.3
1705	80	35	Trakya University	HE	TUR	ME	1,574	↑ 2.0	8.1	↑ 4.7	25.5	↓ -11.7	0.5	↓ -9.3	0.7	3.6	↓ -9.4	1,214	↓ -1.2
1706	584	85	Infineon Technologies	PR	DEU	WE	1,572	↓ -12.2	43.6	↑ 10.5	31.2	↓ -5.9	1.4	↓ -2.7	0.9	12.1	↓ -7.2	738	↓ -16.4
1707	457	194	Lanzhou Jiaotong University	HE	CHN	AS	1,572	↑ 18.6	4.2	↓ -2.3	13.0	↓ -3.3	0.6	↑ 1.8	0.8	5.8	↑ 3.2	1,177	↑ 19.6
1708	85	3	University of Nis	HE	SRB	EE	1,571	↑ 17.2	23.2	↑ 23.2	28.3	↑ 2.1	0.8	↑ 3.7	0.8	8.8	↑ 16.0	1,102	↑ 15.6
1709	86	28	Pomeranian Medical University	HE	POL	EE	1,570	↑ 0.8	17.0	↑ 9.5	26.4	↑ 6.4	0.5	↑ 6.1	0.9	4.2	↑ 13.6	1,161	↓ -1.6
1710	371	321	University of Massachusetts, Boston	HE	USA	NA	1,569	↑ 8.7	17.3	↑ 7.9	54.5	↓ -1.1	1.2	↓ -4.6	0.7	17.0	↓ -7.4	945	↑ 12.0
1711	81	6	Assiut University	HE	EGY	ME	1,567	↑ 10.7	44.7	↑ 6.8	37.3	↓ -10.5	0.8	↓ -1.3	0.7	7.8	↓ -1.6	950	↑ 5.0

WR/RR/CR World/Region/Country Rank

AF Africa AS Asia EE Eastern Europe LA Latin America ME Middle East NA Northern America OC Oceania WE Western Europe

GO Government HE Higher Education HL Health PR Private OT Others

WR	RR	CR	Organization	Sector	Country	Region	Output	O-VR(%)	IC(%)	IC-VR(%)	Q1(%)	Q1-VR(%)	NI	NI-VR(%)	Spec	Exc(%)	Exc-VR(%)	Leadership	Leadership-VR(%)
1712	82	19	Payame Noor University	HE	IRN	ME	1,567	↑ 57.3	15.7	↓ -9.6	16.0	↓ -15.5	0.7	↓ -5.3	0.7	7.7	↓ -7.5	698	↑ 61.9
1713	53	47	Charles Darwin University	HE	AUS	OC	1,566	↑ 10.0	37.0	↑ 0.6	65.9	↓ -2.0	1.3	↓ -1.6	0.8	14.4	↓ -3.8	807	↑ 5.8
1714	16	2	Obafemi Awolowo University	HE	NGA	AF	1,565	↑ 5.6	20.5	↑ 3.7	20.5	↓ -2.9	0.4	→ 0.0	0.7	2.4	↓ -1.7	1,163	↑ 3.4
1715	585	125	International Agency for Research on Cancer	HL	FRA	WE	1,560	↓ -0.4	87.2	↑ 0.7	84.2	↓ -1.1	2.5	↓ -5.3	0.9	31.3	↓ -1.2	507	↓ -2.9
1716	66	2	Universidad Simon Bolivar, Caracas	HE	VEN	LA	1,560	↑ 1.6	42.9	↑ 1.9	26.6	↓ -3.5	0.6	↓ -1.6	0.7	5.3	↓ -6.2	977	↑ 2.1
1717	372	322	American Museum of Natural History	GO	USA	NA	1,559	↑ 5.2	49.0	↑ 6.0	69.4	↑ 4.2	1.9	↓ -1.6	1.0	22.4	↓ -0.7	638	↓ -1.4
1718	373	323	DePaul University	HE	USA	NA	1,559	↑ 4.6	14.5	↑ 1.5	40.0	↑ 1.7	1.2	↓ -3.4	0.8	12.5	↓ -9.9	1,027	↑ 4.3
1719	374	324	General Motors Company	PR	USA	NA	1,557	↑ 6.2	31.3	↑ 11.3	44.4	↑ 1.8	2.0	↓ -4.2	0.9	24.5	↓ -2.7	583	↓ -0.7
1720	375	325	The Catholic University of America	HE	USA	NA	1,556	↑ 3.5	25.3	↑ 3.2	49.7	↑ 1.5	1.1	↓ -0.9	0.8	11.5	↓ -4.3	871	↑ 4.3
1721	376	326	National High Magnetic Field Laboratory	GO	USA	NA	1,555	↑ 2.0	47.9	↓ -0.3	74.2	↑ 0.1	1.8	↑ 5.8	0.9	19.4	↓ -0.6	606	↑ 1.7
1722	87	10	Moscow Engineering Physics Institute	HE	RUS	EE	1,554	↑ 7.2	39.3	↓ -4.0	25.9	↓ -5.0	1.0	↑ 2.0	0.9	8.8	↑ 12.1	823	↑ 6.6
1723	377	327	Nationwide Children's Hospital	HL	USA	NA	1,548	↑ 22.8	15.9	↑ 8.3	70.4	↓ -0.8	1.5	↑ 5.5	0.8	18.2	↑ 2.2	824	↑ 17.4
1724	586	126	Office National d'Etudes et de Recherches Aerospaciales Chatillon	GO	FRA	WE	1,548	↓ -6.0	26.4	↑ 2.9	37.3	↓ -0.8	1.4	↓ -2.2	0.9	13.4	↓ -10.4	918	↓ -5.4
1725	458	195	China Iron and Steel Research Institute Group	GO	CHN	AS	1,547	↑ 4.1	4.9	↓ -11.1	15.9	↓ -3.9	0.4	→ 0.0	1.0	2.7	↓ -12.7	897	↑ 4.1
1726	587	12	Technical University of Crete	HE	GRC	WE	1,547	↑ 9.6	37.0	↑ 2.7	43.5	↑ 2.0	1.4	↑ 2.9	0.8	18.2	↓ -1.5	1,054	↑ 8.1
1727	588	127	Ecole des Ponts ParisTech	HE	FRA	WE	1,546	↑ 7.1	39.7	↑ 0.5	49.0	↑ 1.4	1.4	↓ -2.2	0.8	17.1	↓ -2.7	860	↑ 5.3
1728	589	66	Hospital Universitario Central de Asturias	HL	ESP	WE	1,546	↑ 8.3	16.9	↑ 6.2	42.3	↑ 2.5	1.0	↑ 8.3	0.9	10.0	↑ 4.7	828	↑ 7.4
1729	459	122	Kanagawa University	HE	JPN	AS	1,546	↓ -3.6	25.9	↑ 6.9	44.4	↓ -1.6	1.0	↓ -4.8	0.8	10.6	↓ -6.3	863	↓ -7.0
1730	460	52	Kookmin University	HE	KOR	AS	1,546	↑ 10.3	18.6	↑ 6.1	40.8	↑ 6.5	0.9	→ 0.0	0.8	9.8	↑ 7.3	922	↑ 13.4
1731	88	1	University of Latvia	HE	LVA	EE	1,546	↑ 5.6	50.5	↓ -8.7	35.2	↓ -7.8	0.8	↑ 2.6	0.7	6.8	↑ 5.1	955	↑ 10.5
1732	590	128	Agrocampus Ouest, Institut Supérieur des Sciences Agronomiques, Agroalimentaires, Horticoles et du Paysage	HE	FRA	WE	1,545	↑ 11.0	38.0	↑ 7.9	62.3	↑ 0.9	1.3	↑ 7.7	0.9	14.0	↑ 4.8	778	↑ 7.2
1733	591	129	Observatoire de la Cote d'Azur	GO	FRA	WE	1,543	↑ 2.2	71.0	↑ 2.9	63.5	↓ -0.3	1.5	↑ 2.1	0.9	14.2	↑ 5.3	577	↓ -4.2
1734	592	86	Universitat Mannheim	HE	DEU	WE	1,539	↑ 6.2	33.7	↑ 7.1	40.5	↑ 0.9	1.6	↑ 2.6	0.8	16.8	↓ -0.4	960	↑ 5.8
1735	378	51	Centre Hospitalier Universitaire Sainte-Justine	HL	CAN	NA	1,537	↑ 10.3	36.2	↑ 4.4	63.8	↓ -2.4	1.5	→ 0.0	0.8	16.9	↑ 1.9	781	↑ 6.0
1736	593	13	Attikon Athens University Hospital	HL	GRC	WE	1,536	↑ 15.8	25.3	→ 0.0	61.9	↓ -2.9	1.1	↑ 4.7	0.9	12.3	↑ 0.9	845	↑ 15.4
1737	17	10	University of the Western Cape	HE	ZAF	AF	1,534	↑ 10.9	43.8	↓ -2.8	43.5	↑ 1.1	0.9	→ 0.0	0.7	8.5	↑ 0.4	851	↑ 9.5
1738	18	11	Council for Scientific and Industrial Research	GO	ZAF	AF	1,533	↑ 23.3	36.0	↑ 0.4	39.3	↑ 7.0	1.0	↑ 14.6	0.7	11.1	↑ 18.8	875	↑ 21.0
1739	461	196	Shenyang Jianzhu University	HE	CHN	AS	1,532	↑ 16.2	5.9	↓ -0.8	3.4	↑ 11.9	0.3	↑ 21.7	0.9	1.7	↑ 25.7	1,070	↑ 18.0
1740	83	7	Al-Azhar University	HE	EGY	ME	1,530	↑ 18.6	30.9	↑ 5.0	28.3	↓ -3.1	0.7	↑ 1.5	0.7	6.7	↑ 5.5	735	↑ 14.1
1741	462	197	Northwest Normal University	HE	CHN	AS	1,529	↑ 11.0	6.6	↓ -8.1	28.9	↑ 6.7	0.6	↑ 1.8	0.8	5.7	↑ 3.5	1,119	↑ 10.0
1742	594	109	University Hospitals Bristol NHS Foundation Trust	HL	GBR	WE	1,529	↑ 0.1	23.0	↑ 7.9	67.2	↓ -0.8	1.5	↑ 3.5	0.8	14.8	↑ 2.2	867	↓ -2.5
1743	595	87	Helmholtz-Zentrum für Ozeanforschung Kiel Umgewandelt	GO	DEU	WE	1,527	↑ 12.0	69.4	↓ -0.3	77.7	↓ -1.4	1.7	↓ -1.2	0.9	22.8	↓ -0.7	615	↑ 12.0
1744	596	130	Centre Hospitalier Universitaire d'Angers	HL	FRA	WE	1,526	↑ 6.7	19.5	↑ 4.2	47.3	↑ 4.9	1.3	↑ 4.0	0.8	14.8	↑ 5.7	743	↑ 4.1
1745	463	41	National University of Kaohsiung	HE	TWN	AS	1,522	↑ 17.4	11.0	↑ 1.5	38.3	↓ -6.9	0.9	↓ -3.4	0.7	9.4	↓ -8.9	838	↑ 18.4

WR/RR/CR World/Region/Country Rank

AF Africa AS Asia EE Eastern Europe LA Latin America ME Middle East NA Northern America OC Oceania WE Western Europe

GO Government HE Higher Education HL Health PR Private OT Others

WR	RR	CR	Organization	Sector	Country	Region	Output	O-VR(%)	IC(%)	IC-VR(%)	Q1(%)	Q1-VR(%)	NI	NI-VR(%)	Spec	Exc(%)	Exc-VR(%)	Leadership	Leadership-VR(%)
1746	464	198	Huaqiao University	HE	CHN	AS	1,520	↑ 16.1	8.8	↓ -9.8	22.5	↓ -3.8	● 0.6	↓ -4.5	0.8	7.7	↓ -4.7	1,255	↑ 15.2
1747	89	5	V.N. Karazin Kharkiv National University	HE	UKR	EE	1,520	↑ 1.5	38.6	↓ -0.8	26.0	→ 0.0	● 0.6	↑ 5.5	0.9	3.7	↓ -1.1	1,016	↑ 1.0
1748	379	52	Providence Health Care	HL	CAN	NA	1,518	↑ 0.5	30.8	↑ 0.1	69.8	↓ -1.2	● 2.4	↑ 10.3	0.9	24.1	↑ 1.2	884	↓ -1.8
1749	597	13	Turku University Hospital	HL	FIN	WE	1,518	↑ 11.6	33.5	↑ 7.6	72.5	↑ 0.9	● 1.7	↑ 3.0	0.8	18.2	↑ 1.1	576	↑ 12.3
1750	465	42	National Chengchi University	HE	TWN	AS	1,517	↑ 15.1	20.7	↓ -2.5	31.8	↑ 0.2	● 0.9	↓ -4.5	0.9	9.2	↓ -2.6	869	↑ 13.4
1751	466	199	Southwest Petroleum University	HE	CHN	AS	1,516	↑ 24.6	1.9	↑ 25.0	4.8	↑ 5.1	● 0.3	↑ 8.3	0.9	1.5	↓ -0.6	1,172	↑ 26.8
1752	380	328	Texas State University, San Marcos	HE	USA	NA	1,516	↑ 16.4	18.7	↑ 15.0	40.2	↓ -0.4	● 1.0	↑ 3.2	0.7	11.5	↑ 4.4	933	↑ 12.8
1753	598	65	Universita degli Studi della Basilicata	HE	ITA	WE	1,516	↑ 3.3	35.2	↓ -5.1	51.3	↓ -4.5	● 1.1	↑ 2.9	0.7	10.9	↓ -2.1	751	↑ 7.0
1754	599	88	European Atomic Energy Community Germany	GO	DEU	WE	1,513	↓ -3.9	64.2	↑ 1.6	72.9	↓ -3.8	● 1.7	↓ -2.3	1.0	16.1	↓ -8.6	852	↓ -6.8
1755	467	200	Southwest University of Science and Technology	HE	CHN	AS	1,512	↑ 25.3	4.8	↓ -4.4	9.1	↑ 12.4	● 0.3	↑ 6.3	0.8	2.4	↑ 16.3	1,035	↑ 27.6
1756	600	10	Universidade de Tras-os-Montes e Alto Douro	HE	PRT	WE	1,512	↑ 23.5	39.0	↑ 2.9	40.5	↓ -4.2	● 1.0	↓ -3.8	0.7	12.2	↓ -4.2	749	↑ 23.0
1757	84	20	Institut for Research in Fundamental Sciences	GO	IRN	ME	1,510	↑ 10.9	25.3	↑ 12.1	40.5	↑ 2.9	● 1.0	↑ 13.6	0.9	9.4	↑ 22.9	394	↑ 2.6
1758	67	39	Universidade Federal Rural de Pernambuco	HE	BRA	LA	1,510	↑ 30.5	15.2	↓ -4.6	16.6	↓ -10.5	● 0.5	↓ -10.0	0.9	4.3	↓ -12.2	788	↑ 29.0
1759	468	4	University of Agriculture, Faisalabad	HE	PAK	AS	1,508	↑ 24.1	25.1	↑ 6.5	17.3	↓ -10.9	● 0.8	↓ -4.5	0.9	8.5	↓ -9.2	1,038	↑ 21.4
1760	469	35	University of Rajasthan	HE	IND	AS	1,505	↑ 14.7	14.6	↑ 1.5	20.4	↑ 3.8	● 0.8	↑ 2.7	0.8	6.9	↑ 12.1	1,147	↑ 12.2
1761	68	4	Universidad de Santiago de Chile	HE	CHL	LA	1,501	↑ 12.1	50.4	↓ -1.6	44.6	↓ -4.8	● 0.8	↓ -3.6	0.7	9.0	↓ -5.4	857	↑ 12.0
1762	601	131	Universite de Technologie de Compiegne	HE	FRA	WE	1,499	↑ 5.5	33.5	↑ 6.5	37.6	↓ -2.1	● 1.0	↓ -1.0	0.8	12.5	↑ 0.2	921	↑ 3.0
1763	470	36	Jawaharlal Nehru University	HE	IND	AS	1,498	↑ 6.7	20.6	↓ -6.3	49.5	↓ -7.4	● 0.8	↑ 2.6	0.7	7.9	↑ 10.6	1,046	↑ 7.4
1764	69	3	Universidad de los Andes, Venezuela	HE	VEN	LA	1,498	↓ -1.6	47.1	↑ 1.2	31.4	↓ -7.4	● 0.6	↑ 1.7	0.6	5.8	→ 0.0	861	↓ -2.9
1765	602	89	Bundesanstalt fur Materialforschung und -Prufung	GO	DEU	WE	1,496	↑ 8.8	29.9	↑ 0.4	42.9	↓ -0.5	● 1.2	↓ -0.8	0.8	13.4	↓ -0.5	929	↑ 10.5
1766	381	329	New York State Department of Health	HL	USA	NA	1,495	↓ -0.9	25.4	↑ 2.8	78.3	↓ -0.8	● 2.0	↑ 2.6	0.8	24.7	↓ -0.8	686	↓ -2.4
1767	54	48	St Vincent's Hospital Melbourne	HL	AUS	OC	1,495	↑ 7.2	28.3	↑ 9.3	65.9	↑ 1.7	● 1.6	↑ 5.4	0.8	18.4	↑ 1.2	756	↑ 2.0
1768	603	8	Bispebjerg Hospital	HL	DNK	WE	1,493	↑ 7.3	27.5	↓ -0.3	64.2	↓ -0.4	● 1.9	↓ -1.6	0.8	20.5	↓ -1.7	729	↑ 4.0
1769	604	110	Glasgow Caledonian University	HE	GBR	WE	1,493	↑ 4.0	24.5	↓ -0.6	43.3	↓ -1.0	● 1.1	→ 0.0	0.7	11.2	↓ -10.7	968	↑ 3.3
1770	605	66	Azienda Ospedaliera di Verona	HL	ITA	WE	1,492	↓ -3.4	20.2	↑ 1.8	51.9	↑ 1.1	● 1.3	↑ 3.1	0.9	13.7	↑ 10.4	928	↓ -5.9
1771	382	330	Ohio State University Comprehensive Cancer Center	HL	USA	NA	1,492	↑ 7.0	26.6	↑ 8.8	82.0	↑ 0.2	● 2.4	↓ -2.8	0.9	27.0	↑ 0.3	545	↑ 14.3
1772	471	123	Institute for Molecular Science	GO	JPN	AS	1,490	↓ -5.9	31.5	↑ 2.2	70.6	↑ 4.0	● 1.2	→ 0.0	0.9	12.7	↑ 2.3	547	↓ -9.6
1773	606	67	Universita degli Studi Magna Graecia di Catanzaro	HE	ITA	WE	1,489	↑ 5.5	23.3	↑ 4.1	62.3	↓ -2.0	● 1.3	↑ 2.4	0.8	14.1	↓ -0.6	634	↑ 7.8
1774	472	124	Meiji University	HE	JPN	AS	1,487	↑ 10.1	12.2	↑ 5.3	29.3	↓ -1.0	● 0.7	↓ -1.4	0.7	6.7	↑ 13.7	995	↑ 9.3
1775	473	201	Shenyang Aerospace University	HE	CHN	AS	1,482	↑ 31.6	8.1	↓ -3.0	13.0	↑ 6.2	● 0.8	↑ 11.4	0.9	10.5	↑ 13.2	871	↑ 41.9
1776	70	5	Universidad Austral de Chile	HE	CHL	LA	1,482	↑ 12.4	48.7	↑ 4.0	40.4	↑ 1.0	● 0.8	→ 0.0	0.8	7.3	↓ -1.1	837	↑ 11.0
1777	383	331	Burnham Institute for Medical Research	HL	USA	NA	1,479	↓ -6.2	44.7	↑ 2.1	87.5	↓ -1.2	● 1.9	→ 0.0	0.9	25.8	↓ -1.0	695	↓ -11.9
1778	384	332	SRI International	OT	USA	NA	1,479	↑ 0.8	25.4	↑ 2.5	51.8	↑ 3.6	● 2.1	↓ -3.2	0.8	19.9	↓ -5.7	704	↓ -4.0
1779	71	9	Universidad Nacional del Litoral	HE	ARG	LA	1,479	↑ 7.4	35.0	↓ -1.5	58.7	↑ 0.5	● 0.9	↓ -2.3	0.8	8.2	↓ -4.3	1,050	↑ 7.6
1780	385	333	Sandia National Laboratories, California	GO	USA	NA	1,477	↑ 2.8	21.9	↑ 6.5	63.8	↓ -2.9	● 2.0	↓ -3.8	0.8	26.5	↓ -8.9	735	↑ 2.1

WR/RR/CR World/Region/Country Rank

AF Africa AS Asia EE Eastern Europe LA Latin America ME Middle East NA Northern America OC Oceania WE Western Europe

GO Government HE Higher Education HL Health PR Private OT Others

WR	RR	CR	Organization	Sector	Country	Region	Output	O-VR(%)	IC(%)	IC-VR(%)	Q1(%)	Q1-VR(%)	NI	NI-VR(%)	Spec	Exc(%)	Exc-VR(%)	Leadership	Leadership-VR(%)
1781	90	4	Vinca Institute of Nuclear Sciences	GO	SRB	EE	1,477	↑ 5.9	35.3	↑ 21.4	46.5	↑ 1.4	● 1.0	↑ 23.8	0.8	8.3	↑ 35.8	832	↑ 2.6
1782	19	1	Universite de Yaounde I	HE	CMR	AF	1,476	↑ 12.9	66.3	↑ 0.1	39.4	↓ -1.6	● 0.7	↑ 1.5	0.8	5.2	↓ -1.0	673	↑ 8.7
1783	607	111	AstraZeneca	PR	GBR	WE	1,474	↓ -1.6	44.0	↑ 0.8	73.5	↓ -0.8	● 2.2	↑ 4.9	0.8	22.2	↑ 4.7	477	↓ -2.5
1784	608	14	Lappeenranta University of Technology	HE	FIN	WE	1,474	↑ 9.5	32.4	↑ 12.6	34.3	↑ 2.7	● 1.1	↑ 3.7	0.8	11.1	↑ 1.4	1,016	↑ 4.2
1785	609	8	Royal College of Surgeons	HE	IRL	WE	1,474	↑ 12.0	44.4	↑ 2.6	67.8	↓ -1.7	● 1.5	↓ -14.5	0.8	17.4	↓ -3.5	738	↑ 12.3
1786	386	334	California Polytechnic State University, San Luis Obispo	HE	USA	NA	1,473	↑ 11.8	17.9	↑ 8.9	38.8	↓ -2.9	● 1.0	↑ 6.3	0.7	10.8	↑ 6.5	894	↑ 10.2
1787	474	202	Nantong University	HE	CHN	AS	1,472	↑ 25.1	11.3	↓ -7.8	22.4	↑ 2.3	● 0.5	↑ 8.3	0.8	5.4	↑ 12.1	952	↑ 27.4
1788	387	335	DuPont	PR	USA	NA	1,471	↓ -14.8	25.6	↑ 4.5	57.2	↑ 0.8	● 1.5	↑ 1.4	0.8	20.1	↑ 2.8	770	↓ -13.9
1789	475	8	International Islamic University Malaysia	HE	MYS	AS	1,471	↑ 42.4	23.9	↑ 3.9	15.6	↓ -11.7	● 0.7	↑ 3.2	0.7	5.6	↑ 2.2	1,080	↑ 40.3
1790	610	132	Electricite de France, S.A.	PR	FRA	WE	1,470	↑ 2.9	26.4	↑ 4.5	35.9	↑ 1.2	● 1.1	↑ 5.7	0.8	14.5	↑ 4.6	666	↑ 2.5
1791	388	336	East Tennessee State University	HE	USA	NA	1,469	↑ 5.6	24.6	↑ 0.5	54.3	↓ -3.7	● 1.0	↓ -3.0	0.7	9.6	↓ -4.1	866	↑ 7.7
1792	476	203	Guangxi Normal University	HE	CHN	AS	1,469	↑ 13.3	17.4	↓ -4.7	25.9	↑ 1.9	● 0.7	↑ 5.8	0.8	8.3	↑ 11.2	824	↑ 12.0
1793	55	7	Auckland University of Technology	HE	NZL	OC	1,468	↑ 11.9	46.8	↑ 7.9	37.5	↓ -5.6	● 1.1	↓ -0.9	0.8	11.0	↓ -5.1	895	↑ 6.7
1794	611	112	Kingston University	HE	GBR	WE	1,468	↑ 10.7	32.0	↑ 4.3	39.6	↓ -1.3	● 1.1	↓ -0.9	0.6	11.8	↑ 4.1	898	↑ 10.9
1795	477	9	Siriraj Hospital	HL	THA	AS	1,468	↑ 6.7	32.4	↑ 7.3	38.8	↑ 1.8	● 1.0	↑ 10.2	0.9	9.0	↑ 11.3	921	↑ 4.3
1796	91	11	Kazan Federal University	HE	RUS	EE	1,467	↑ 1.9	36.5	↑ 3.7	23.9	↑ 1.3	● 0.4	→ 0.0	0.8	2.6	↑ 13.8	947	↓ -1.0
1797	72	11	Instituto Tecnologico y de Estudios Superiores de Monterrey	HE	MEX	LA	1,465	↑ 0.6	36.5	↑ 5.3	29.2	↑ 9.9	● 0.8	↑ 3.8	0.8	8.5	↑ 4.0	907	↓ -2.7
1798	478	204	Xuzhou Normal University	HE	CHN	AS	1,465	↑ 8.1	6.5	↑ 8.4	19.0	↑ 2.0	● 0.7	↑ 6.5	0.8	6.8	↑ 1.8	832	↑ 5.9
1799	612	14	Montanuniversitat Leoben	HE	AUT	WE	1,463	↑ 8.7	51.7	↑ 1.5	49.8	↑ 2.6	● 1.2	↑ 1.7	0.9	13.2	↑ 6.0	770	↑ 10.6
1800	479	205	Guangzhou University	HE	CHN	AS	1,461	↑ 20.3	9.9	↓ -4.3	18.5	↓ -7.3	● 0.6	→ 0.0	0.8	7.4	↓ -1.5	889	↑ 25.0
1801	480	37	Sanjay Gandhi Postgraduate Institute of Medical Sciences	HE	IND	AS	1,460	↑ 2.2	9.7	↓ -3.5	38.2	↓ -6.8	● 0.7	↓ -4.1	0.9	5.5	↓ -1.8	1,257	↑ 2.5
1802	613	67	Universidad de Leon, Spain	HE	ESP	WE	1,460	↑ 6.6	33.9	↑ 1.6	51.8	↓ -3.0	● 1.0	→ 0.0	0.8	10.9	↓ -3.7	894	↑ 4.7
1803	20	12	South African Medical Research Council	HL	ZAF	AF	1,459	↑ 7.1	59.0	↑ 5.8	73.3	↓ -2.4	● 1.9	↑ 7.8	0.8	22.6	↓ -4.8	568	↑ 8.6
1804	481	206	Renmin Hospital of Wuhan University	HL	CHN	AS	1,458	↑ 7.0	8.3	↑ 25.8	25.7	↑ 11.7	● 0.4	↑ 10.5	0.9	4.2	↑ 4.0	1,140	↑ 3.7
1805	482	43	Chung-Hua University	HE	TWN	AS	1,457	↑ 16.6	9.5	↓ -2.2	27.1	↓ -4.0	● 1.1	↑ 3.6	0.8	14.3	↓ -5.1	1,002	↑ 17.3
1806	614	90	Max-Delbruck-Centrum fur Molekulare Medizin	GO	DEU	WE	1,457	↓ -3.6	59.5	↑ 4.8	86.8	↑ 0.3	● 2.0	↑ 3.1	0.9	29.1	↑ 4.0	504	↓ -5.1
1807	615	68	Universita degli Studi Ca Foscari di Venezia	HE	ITA	WE	1,457	↑ 6.5	32.7	↑ 3.2	52.0	↓ -4.4	● 1.0	↑ 4.1	0.7	10.8	↑ 8.5	857	↑ 6.9
1808	483	125	National Institute for Fusion Science	GO	JPN	AS	1,455	↑ 6.5	31.6	↓ -4.0	63.7	↓ -7.8	● 1.0	↓ -6.5	1.0	4.9	↓ -19.1	663	↑ 12.2
1809	484	44	Tunghai University	HE	TWN	AS	1,455	↑ 9.2	15.4	↓ -6.8	38.6	↓ -0.6	● 0.8	↓ -4.9	0.7	8.9	↓ -8.6	781	↑ 6.0
1810	485	207	Anhui Normal University	HE	CHN	AS	1,448	↑ 8.8	7.9	↑ 22.9	35.3	↑ 4.4	● 0.9	↑ 4.5	0.8	12.7	↑ 8.3	1,048	↑ 8.5
1811	616	133	Ecole Nationale Supérieur de Mecaniques et des MicroTechniques	HE	FRA	WE	1,447	↑ 7.4	37.3	↑ 4.5	46.8	↓ -2.4	● 1.2	↑ 10.2	0.9	11.2	↑ 5.1	865	↑ 1.4
1812	617	68	Hospital Universitario Marques de Valdecilla	HL	ESP	WE	1,446	↑ 7.9	14.6	↑ 14.3	51.3	↓ -0.5	● 1.1	↑ 3.6	0.9	11.1	↑ 6.1	905	↑ 4.1
1813	618	10	Norwegian Institute of Public Health	HL	NOR	WE	1,446	↑ 8.2	43.9	↑ 4.2	76.8	↑ 1.0	● 1.8	↑ 3.6	0.8	21.7	↑ 0.8	607	↑ 6.3
1814	486	53	Keimyung University	HE	KOR	AS	1,445	↑ 10.6	15.3	↓ -7.6	39.8	↓ -4.6	● 0.7	↑ 4.3	0.7	6.8	↑ 1.3	738	↑ 9.0

WR/RR/CR World/Region/Country Rank

AF Africa AS Asia EE Eastern Europe LA Latin America ME Middle East NA Northern America OC Oceania WE Western Europe

GO Government HE Higher Education HL Health PR Private OT Others

WR	RR	CR	Organization	Sector	Country	Region	Output	O-VR(%)	IC(%)	IC-VR(%)	Q1(%)	Q1-VR(%)	NI	NI-VR(%)	Spec	Exc(%)	Exc-VR(%)	Leadership	Leadership-VR(%)
1815	92	12	St. Petersburg State Polytechnic University	HE	RUS	EE	1,445	↓ -6.7	41.3	↓ -3.8	23.4	↓ -5.2	0.6	↓ -6.5	0.9	5.6	↓ -5.9	764	↓ -8.1
1816	389	337	Northrop Grumman Corporation	PR	USA	NA	1,444	↓ -3.2	8.4	↑ 12.6	33.0	↑ 5.2	1.6	↑ 13.9	0.8	13.3	↑ 4.8	749	↓ -5.5
1817	73	10	Instituto Nacional de Tecnologia Agropecuaria	GO	ARG	LA	1,442	↑ 12.0	36.8	↓ -4.4	45.3	↓ -3.7	0.8	→ 0.0	0.9	6.6	↓ -2.5	713	↑ 11.2
1818	56	49	Royal Perth Hospital	HL	AUS	OC	1,442	↑ 2.3	31.5	↑ 2.7	70.2	↓ -1.5	1.9	↑ 0.5	0.8	18.8	↓ -4.0	752	↓ -2.6
1819	85	8	Suez Canal University	HE	EGY	ME	1,438	↑ 10.6	49.8	↑ 2.6	33.2	↓ -4.6	0.8	→ 0.0	0.7	7.9	↓ -2.8	773	↑ 10.7
1820	390	338	University of Louisiana, Lafayette	HE	USA	NA	1,437	↓ -1.7	22.6	↑ 14.5	38.8	↓ -2.1	1.0	→ 0.0	0.7	11.3	↓ -0.7	982	↓ -3.3
1821	57	50	St Vincents & Mater Health Sydney	HL	AUS	OC	1,435	↑ 6.8	31.2	↑ 2.8	69.0	↓ -2.5	1.9	↓ -3.6	0.9	19.2	↓ -6.7	660	↑ 2.8
1822	487	45	Taichung Veterans General Hospital	HL	TWN	AS	1,433	↑ 11.8	10.6	↑ 7.9	55.1	↓ -0.5	0.9	↓ -1.1	0.8	9.5	↓ -0.8	633	↑ 2.8
1823	488	126	Wakayama Medical University	HE	JPN	AS	1,433	↓ -4.9	14.4	↑ 7.3	49.7	↑ 2.7	1.0	↑ 7.2	0.8	11.1	↑ 10.6	928	↓ -3.6
1824	391	339	California State University, Fullerton	HE	USA	NA	1,432	↑ 5.8	20.5	↑ 4.8	52.5	↓ -0.9	1.0	↑ 5.4	0.7	9.2	↑ 2.3	889	↑ 4.5
1825	619	113	The Royal Liverpool and Broadgreen University Hospitals NHS Trust	HL	GBR	WE	1,432	↑ 3.2	24.4	↑ 16.2	57.8	↓ -1.6	1.4	↑ 3.1	0.9	12.3	↓ -2.6	782	↓ -1.4
1826	93	29	University of Life Sciences in Poznan	HE	POL	EE	1,432	↑ 35.9	20.0	↑ 0.6	24.0	↓ -3.4	0.6	↑ 7.3	0.8	5.6	↑ 28.3	993	↑ 36.2
1827	392	340	Fordham University	HE	USA	NA	1,431	↑ 12.2	13.1	↑ 5.5	47.2	↑ 2.5	1.0	↑ 2.0	0.8	9.7	↓ -1.6	1,003	↑ 11.9
1828	489	46	Southern Taiwan University of Technology	HE	TWN	AS	1,431	↑ 5.2	8.3	↓ -0.7	38.7	↓ -3.4	0.9	↑ 4.5	0.7	10.8	↓ -3.3	786	↑ 1.2
1829	620	134	Universite Pierre-Mendes-France	HE	FRA	WE	1,431	↑ 20.2	31.9	↑ 2.6	31.5	↓ -5.4	1.1	→ 0.0	0.8	12.5	↓ -7.1	859	↑ 19.3
1830	58	51	Australian Nuclear Science & Technology Organisation	GO	AUS	OC	1,430	↑ 10.3	48.5	↓ -1.3	66.2	↓ -2.5	1.2	↓ -2.5	0.8	12.7	↓ -8.8	484	↑ 5.4
1831	490	208	Yantai University	HE	CHN	AS	1,429	↑ 7.6	9.5	↓ -8.4	25.7	→ 0.0	0.6	↑ 4.9	0.8	6.6	↑ 0.2	867	↑ 9.3
1832	621	91	Robert Koch Institut	GO	DEU	WE	1,423	↑ 2.2	35.8	↑ 2.9	61.9	↑ 5.3	1.8	↑ 8.0	0.9	22.1	↑ 10.3	693	↑ 0.9
1833	491	38	Indian Veterinary Research Institute	HE	IND	AS	1,422	↑ 7.2	7.5	↑ 6.3	19.3	↓ -5.3	0.4	→ 0.0	0.9	2.7	↓ -1.1	949	↑ 6.7
1834	393	341	Texas Children's Hospital	HL	USA	NA	1,422	↑ 9.7	18.0	↑ 3.2	67.7	↓ -2.3	1.9	↑ 3.9	0.9	22.1	↓ -1.1	648	↑ 9.5
1835	492	209	Wuhan Institute of Technology	HE	CHN	AS	1,422	↑ 18.3	7.0	↓ -9.2	16.3	↑ 7.8	0.4	↑ 10.0	0.8	4.9	↑ 12.8	815	↑ 19.9
1836	622	135	Institut Francais du Petrole	GO	FRA	WE	1,421	↑ 2.8	23.4	↓ -1.9	58.3	↑ 3.5	1.3	↓ -1.5	0.9	14.3	↓ -9.8	813	↑ 7.3
1837	493	210	Hebei Agricultural University	HE	CHN	AS	1,420	↑ 17.8	8.9	↓ -12.4	12.5	↓ -6.1	0.5	↑ 2.0	0.8	4.8	↑ 3.2	845	↑ 23.9
1838	494	127	Kansai Medical University	HE	JPN	AS	1,420	↓ -4.3	13.7	↑ 9.0	53.3	↓ -1.5	0.9	↑ 4.8	0.9	8.8	↑ 3.8	912	↓ -6.3
1839	86	21	Mashhad University of Medical Sciences	HE	IRN	ME	1,420	↑ 32.1	13.5	↑ 6.9	21.8	↓ -2.9	0.5	↓ -5.4	0.8	4.6	↓ -21.9	995	↑ 35.4
1840	623	69	Hospital Universitario de La Princesa	HL	ESP	WE	1,419	↑ 7.9	14.9	↑ 8.6	48.1	↑ 1.4	1.2	↓ -1.7	0.9	14.7	↓ -5.0	735	↑ 3.7
1841	495	211	Henan University of Technology	HE	CHN	AS	1,418	↑ 50.5	3.6	↓ -13.0	10.2	↓ -8.0	0.5	↑ 10.6	0.8	5.2	↑ 18.2	939	↑ 59.4
1842	624	69	Ospedale Pediatrico Bambino Gesu IRCCS	HL	ITA	WE	1,418	↑ 8.2	28.9	↑ 0.5	69.5	↑ 0.7	1.3	↑ 2.3	0.9	14.4	↑ 4.1	652	↑ 10.7
1843	74	12	Universidad de Guanajuato	HE	MEX	LA	1,418	↑ 11.0	43.7	↑ 0.9	36.9	↓ -0.8	0.7	↑ 4.2	0.7	7.1	↓ -3.5	783	↑ 11.4
1844	94	30	National Centre for Nuclear Research	GO	POL	EE	1,416	↑ 3.4	65.3	↑ 2.8	41.8	↑ 3.0	1.3	↑ 12.3	1.0	10.2	↑ 6.4	446	↓ -1.3
1845	87	36	Celal Bayar University	HE	TUR	ME	1,415	↑ 7.9	11.9	↓ -2.8	26.4	↓ -6.9	0.6	↓ -1.6	0.7	4.8	↓ -1.2	986	↑ 9.6
1846	496	47	National Chiayi University	HE	TWN	AS	1,415	↑ 15.0	13.3	↓ -3.3	45.4	↓ -4.6	0.7	↓ -1.4	0.7	6.4	↓ -8.3	818	↑ 17.7
1847	625	22	Centrum Wiskunde & Informatica	GO	NLD	WE	1,414	↓ -0.9	52.6	↑ 7.1	34.4	↑ 4.3	1.8	↑ 5.8	0.9	19.6	↑ 1.0	727	↓ -3.8
1848	59	8	AgResearch Ltd.	GO	NZL	OC	1,411	↑ 0.1	39.8	↓ -1.7	56.8	↑ 0.3	1.2	↓ -0.9	0.9	13.5	↓ -4.0	789	↓ -1.1
1849	497	5	National University of Science and Technology, Islamabad	HE	PAK	AS	1,411	↑ 20.8	34.7	↑ 3.0	14.3	↑ 6.5	0.9	→ 0.0	0.8	10.2	↑ 2.4	997	↑ 18.7
1850	498	10	Thammasat University	HE	THA	AS	1,411	↑ 24.5	32.3	↓ -10.9	31.0	↓ -14.8	0.9	↓ -7.3	0.7	9.9	↓ -9.9	870	↑ 31.0

WR/RR/CR World/Region/Country Rank

AF Africa AS Asia EE Eastern Europe LA Latin America ME Middle East NA Northern America OC Oceania WE Western Europe

GO Government HE Higher Education HL Health PR Private OT Others

WR	RR	CR	Organization	Sector	Country	Region	Output	O-VR(%)	IC(%)	IC-VR(%)	Q1(%)	Q1-VR(%)	NI	NI-VR(%)	Spec	Exc(%)	Exc-VR(%)	Leadership	Leadership-VR(%)
1851	626	114	The Nottingham Trent University	HE	GBR	WE	1,411	↑ 0.6	26.6	↓ -0.4	44.4	↓ -0.3	1.1	↓ -1.8	0.7	12.1	↓ -10.7	943	↓ -0.1
1852	394	342	American University	HE	USA	NA	1,410	↑ 9.5	14.5	↑ 4.6	47.5	↓ -6.6	1.1	↑ 1.9	0.8	10.8	↓ -2.1	969	↑ 10.4
1853	627	136	Universite Montesquieu, Bordeaux IV	HE	FRA	WE	1,410	↑ 14.8	45.5	↑ 3.5	70.6	↑ 0.5	1.3	↑ 3.9	0.9	16.7	↑ 2.0	679	↑ 8.8
1854	499	6	University of the Punjab, Lahore	HE	PAK	AS	1,410	↑ 33.0	27.5	↑ 2.8	21.1	↓ -4.3	0.6	↓ -1.6	0.8	5.4	↓ -0.7	852	↑ 34.4
1855	95	4	University of Rijeka	HE	HRV	EE	1,409	↑ 19.3	26.1	↑ 5.0	35.1	↓ -1.2	0.6	↑ 3.5	0.8	4.6	↓ -1.1	906	↑ 13.1
1856	500	212	Hubei University	HE	CHN	AS	1,405	↑ 7.2	23.1	↑ 0.8	36.5	↓ -3.9	0.7	↑ 1.4	0.8	8.5	↓ -2.5	869	↑ 7.8
1857	75	40	Universidade Estadual do Norte Fluminense Darcy Ribeiro	HE	BRA	LA	1,405	↑ 14.1	12.0	↑ 2.2	26.8	↓ -0.2	0.6	↓ -6.3	0.8	5.2	↓ -0.2	835	↑ 15.8
1858	628	92	European Molecular Biology Laboratory Heidelberg	GO	DEU	WE	1,404	↓ -4.6	64.7	↑ 4.2	92.0	↓ -0.3	2.8	↑ 2.6	0.9	34.9	↑ 1.8	611	↓ -11.6
1859	629	9	Statens Serum Institut	HL	DNK	WE	1,404	↑ 3.9	52.5	↑ 3.4	72.7	↑ 2.1	1.7	↑ 6.2	0.9	23.6	↑ 9.3	684	↑ 4.4
1860	88	37	Mustafa Kemal University	HE	TUR	ME	1,401	↑ 16.0	9.4	↓ -5.8	22.0	↓ -7.5	0.6	↓ -3.3	0.7	4.4	↓ -7.4	1,000	↑ 12.6
1861	501	213	China Institute of Atomic Energy	GO	CHN	AS	1,400	↑ 7.2	22.7	↑ 4.4	26.5	↑ 6.2	0.7	→ 0.0	1.0	6.4	↑ 5.3	788	↑ 11.6
1862	502	39	Andhra University	HE	IND	AS	1,399	↑ 17.1	14.2	↓ -11.9	17.9	↓ -15.6	0.4	↓ -8.9	0.8	3.8	↓ -5.9	844	↑ 11.9
1863	503	48	Asia University, Taiwan	HE	TWN	AS	1,399	↑ 46.2	17.7	↑ 9.0	32.9	↓ -0.4	1.1	↑ 14.9	0.7	12.9	↑ 11.4	396	↑ 57.8
1864	504	214	Hunan University of Science and Technology	HE	CHN	AS	1,396	↑ 14.2	6.0	↑ 8.6	16.1	↓ -3.9	0.5	↓ -4.1	0.8	5.3	↓ -6.4	918	↑ 13.9
1865	505	215	Shanghai Maritime University	HE	CHN	AS	1,395	↑ 26.4	10.1	↑ 24.0	9.8	↑ 3.5	0.5	↑ 4.3	0.8	5.4	↑ 19.4	1,043	↑ 23.7
1866	60	9	National Institute of Water & Atmospheric Research	GO	NZL	OC	1,394	↑ 0.6	60.5	↑ 2.8	59.2	↓ -0.8	1.5	↑ 5.7	0.9	16.7	↑ 5.6	619	↓ -4.5
1867	506	54	Soon Chun Hyang University	HE	KOR	AS	1,394	↑ 10.5	11.5	↓ -13.7	40.0	↓ -1.5	0.9	→ 0.0	0.7	8.7	↓ -5.7	703	↑ 11.4
1868	96	11	VSB-Technical University of Ostrava	HE	CZE	EE	1,393	↑ 30.7	26.0	↓ -1.1	16.6	↓ -10.7	0.7	↓ -1.5	0.8	7.0	↓ -7.3	1,037	↑ 34.2
1869	395	343	Nova Southeastern University, Estados Unidos	HE	USA	NA	1,392	↑ 4.4	19.3	↑ 3.4	44.7	↑ 0.4	1.0	↑ 4.0	0.8	13.1	↑ 3.6	818	↑ 3.9
1870	97	31	Warsaw University of Life Sciences	HE	POL	EE	1,392	↑ 8.1	25.0	→ 0.0	23.7	↓ -0.5	0.6	↑ 3.3	0.8	4.8	↑ 11.8	925	↑ 8.6
1871	507	216	Academy of Armored Forces Engineering of PLA	GO	CHN	AS	1,390	↑ 20.2	7.0	↓ -1.6	16.1	↓ -3.5	0.5	↑ 2.0	0.9	4.3	↑ 0.7	908	↑ 22.7
1872	98	5	University Hospital Centre Zagreb	HL	HRV	EE	1,390	↓ -1.1	16.1	↑ 2.0	36.3	↓ -2.0	0.6	↑ 7.0	0.9	4.6	↑ 1.3	779	↓ -2.1
1873	630	137	Centre Hospitalier Regional et Universitaire de Besancon	HL	FRA	WE	1,388	↑ 1.2	16.9	↓ -5.2	42.5	↓ -5.0	1.5	↑ 0.7	0.9	12.7	↓ -0.3	741	↓ -1.7
1874	99	13	Saratov State University	HE	RUS	EE	1,387	↓ -5.2	27.8	↑ 2.8	15.6	↓ -7.0	0.5	↑ 3.9	0.9	5.9	↑ 5.1	988	↓ -4.4
1875	76	5	Universidad del Valle	HE	COL	LA	1,386	↑ 15.2	48.2	↓ -2.5	23.5	↓ -11.3	0.5	↓ -3.6	0.7	5.3	↑ 5.2	764	↑ 18.1
1876	61	52	Defence and Science Technology Organisation Australia	GO	AUS	OC	1,385	↑ 6.0	22.7	↓ -2.3	29.0	↓ -4.0	1.0	↓ -5.5	0.8	12.2	↓ -8.4	799	↑ 8.0
1877	77	4	Universidad del Zulia	HE	VEN	LA	1,385	↑ 6.7	27.9	↓ -4.0	16.0	↓ -13.7	0.3	↓ -13.2	0.8	2.7	↓ -17.7	936	↑ 5.9
1878	396	344	World Bank United States	OT	USA	NA	1,383	↓ -2.7	45.3	↑ 3.5	60.9	↓ -0.6	1.5	↑ 1.3	0.9	18.8	↑ 1.3	782	↓ -7.2
1879	631	138	Centre Hospitalier Universitaire Dijon	HL	FRA	WE	1,380	→ 0.0	18.6	↑ 2.8	48.2	↑ 4.2	1.3	↑ 9.1	0.8	13.3	↑ 2.9	742	↓ -3.0
1880	632	139	Universite d'Artois	HE	FRA	WE	1,379	↑ 16.9	40.5	↑ 6.1	49.2	↑ 3.2	1.0	↓ -1.9	0.7	11.8	↓ -7.1	699	↑ 6.6
1881	633	16	Flanders Interuniversity Institute for Biotechnology	GO	BEL	WE	1,378	↑ 18.0	59.0	↑ 0.3	91.1	↓ -0.3	2.3	↓ -1.3	0.8	33.9	↓ -2.4	534	↑ 18.7
1882	21	1	Universite Cadi Ayyad	HE	MAR	AF	1,378	↑ 6.7	62.6	↓ -0.2	37.9	↓ -6.0	0.7	↓ -3.9	0.7	7.7	↓ -14.4	746	↑ 6.7

WR/RR/CR World/Region/Country Rank

AF Africa AS Asia EE Eastern Europe LA Latin America ME Middle East NA Northern America OC Oceania WE Western Europe

GO Government HE Higher Education HL Health PR Private OT Others

WR	RR	CR	Organization	Sector	Country	Region	Output	O-VR(%)	IC(%)	IC-VR(%)	Q1(%)	Q1-VR(%)	NI	NI-VR(%)	Spec	Exc(%)	Exc-VR(%)	Leadership	Leadership-VR(%)
1883	634	115	Pfizer Ltd	PR	GBR	WE	1,375	↑ 6.4	49.3	↑ 3.6	73.8	↓ -1.7	● 1.7	↓ -8.9	0.9	23.9	↓ -2.1	549	↑ 4.4
1884	508	217	Renji Hospital	HL	CHN	AS	1,375	↑ 13.4	16.7	↑ 4.0	29.4	↑ 6.3	● 0.6	↑ 6.8	0.9	6.5	↑ 13.4	1,008	↑ 11.6
1885	89	22	University of Mazandaran	HE	IRN	ME	1,374	↑ 15.8	10.0	↓ -5.4	22.2	↓ -11.0	● 0.8	↓ -6.0	0.8	7.8	↓ -12.2	1,013	↑ 14.3
1886	90	38	Adnan Menderes University	HE	TUR	ME	1,373	↑ 12.2	11.9	↑ 2.3	24.2	↓ -13.7	● 0.6	↓ -3.4	0.7	3.6	↓ -10.1	971	↑ 9.6
1887	509	49	National Pingtung University of Science and Technology	HE	TWN	AS	1,373	↑ 17.5	12.8	↑ 7.8	44.0	↓ -0.5	● 0.9	↑ 8.4	0.7	11.0	↑ 1.9	831	↑ 17.2
1888	22	3	University of Lagos	HE	NGA	AF	1,373	↑ 17.0	18.7	↑ 1.4	14.6	↓ -5.1	● 0.5	↓ -6.0	0.7	4.0	↓ -3.4	1,010	↑ 15.0
1889	510	128	Meijo University	HE	JPN	AS	1,372	↑ 2.5	17.7	↓ -5.2	43.5	↓ -3.9	● 1.1	↑ 14.1	0.7	8.9	↓ -3.0	733	↑ 4.6
1890	91	39	Mersin University	HE	TUR	ME	1,372	↓ -1.4	14.0	↑ 2.0	32.9	↓ -3.5	● 0.7	↓ -1.3	0.7	6.8	→ 0.0	938	↓ -4.4
1891	635	93	BASF AG	PR	DEU	WE	1,371	↓ -0.9	49.3	↑ 6.6	54.7	↑ 4.4	● 1.5	↑ 7.7	0.8	18.1	↑ 10.6	471	↓ -6.4
1892	636	70	Istituti Fisioterapici Ospitalieri IRCCS	HL	ITA	WE	1,371	↓ -0.5	34.1	↑ 1.2	69.1	↓ -0.2	● 1.4	↑ 8.3	0.9	16.2	↑ 10.8	678	↓ -2.4
1893	637	71	Fondazione Salvatore Maugeri IRCCS	HL	ITA	WE	1,370	↑ 1.6	29.9	↑ 12.4	56.1	↓ -0.8	● 1.5	↑ 2.0	0.9	18.6	↑ 6.5	601	↑ 0.2
1894	638	116	Northumbria University	HE	GBR	WE	1,370	↑ 11.5	29.1	↑ 4.4	42.9	↓ -5.0	● 1.2	↓ -0.8	0.7	12.9	↓ -5.8	870	↑ 9.4
1895	397	53	Lakehead University	HE	CAN	NA	1,369	↑ 8.8	30.8	↑ 8.7	47.1	↑ 0.1	● 1.3	↑ 4.1	0.7	15.6	↓ -3.0	867	↑ 4.6
1896	639	117	University of Westminster	HE	GBR	WE	1,369	↑ 7.1	32.5	↑ 6.8	39.4	↑ 1.8	● 1.0	↓ -3.1	0.8	9.3	↓ -16.5	925	↑ 5.8
1897	640	140	Centre Hospitalier Universitaire de Clermont-Ferrand	HL	FRA	WE	1,367	↑ 2.6	13.5	↓ -10.7	39.9	↑ 4.0	● 1.3	↑ 14.3	0.8	10.3	↑ 7.5	706	↑ 1.9
1898	398	345	Boston Medical Center	HL	USA	NA	1,366	↑ 3.0	16.5	↑ 4.5	76.3	↓ -1.1	● 2.1	↑ 2.5	0.8	23.7	↓ -3.2	712	↑ 2.9
1899	641	118	University of Greenwich	HE	GBR	WE	1,366	↑ 7.3	40.2	↑ 3.2	37.5	↓ -4.0	● 1.0	↓ -2.0	0.6	11.2	↓ -2.0	818	↑ 8.3
1900	511	55	Korea Basic Science Institute	GO	KOR	AS	1,365	↑ 6.0	25.1	↑ 0.5	60.6	↓ -2.1	● 1.1	↓ -1.8	0.8	11.8	↓ -2.1	265	↓ -5.4
1901	512	218	Liaoning Normal University	HE	CHN	AS	1,363	↑ 8.6	15.1	↓ -4.7	21.4	↑ 10.6	● 0.7	↑ 4.8	0.8	6.8	↑ 16.9	861	↑ 5.4
1902	78	13	Universidad Michoacana de San Nicolas de Hidalgo	HE	MEX	LA	1,363	↑ 14.9	32.1	↑ 4.5	32.7	↓ -1.3	● 0.9	↑ 3.6	0.7	8.1	↓ -2.9	770	↑ 14.8
1903	92	23	Shahid Bahonar University of Kerman	HE	IRN	ME	1,360	↑ 29.9	17.1	↓ -2.0	24.5	↑ 0.2	● 0.8	↑ 8.2	0.7	8.9	↑ 5.9	926	↑ 27.4
1904	100	10	University of Craiova	HE	ROU	EE	1,360	↑ 29.9	21.3	↓ -4.5	8.1	↓ -11.8	● 0.6	↓ -1.7	0.9	4.6	↓ -12.1	1,065	↑ 30.0
1905	399	346	Beaumont Hospitals	HL	USA	NA	1,357	↑ 1.6	16.4	↓ -7.4	71.7	↓ -2.6	● 2.1	↓ -7.1	0.9	21.3	↓ -9.2	737	↑ 1.5
1906	513	129	Utsunomiya University	HE	JPN	AS	1,357	↑ 0.6	19.5	↓ -1.0	35.4	↓ -4.4	● 0.7	↑ 2.9	0.7	6.7	↑ 5.9	786	↑ 0.5
1907	514	219	Sichuan Agricultural University	HE	CHN	AS	1,356	↑ 35.3	10.6	↑ 5.7	20.4	↑ 7.3	● 0.5	↑ 8.3	0.9	4.6	↑ 11.7	934	↑ 37.6
1908	515	220	Jiangxi Normal University	HE	CHN	AS	1,355	↑ 24.4	10.6	↑ 4.5	21.1	↑ 0.8	● 0.7	↑ 8.3	0.8	7.4	↑ 7.1	835	↑ 26.9
1909	93	40	Kirikkale University	HE	TUR	ME	1,355	↑ 0.3	8.6	↑ 9.9	31.5	↓ -8.6	● 0.7	↓ -2.7	0.7	6.6	↓ -15.8	836	↓ -0.8
1910	642	18	Orebro Universitet	HE	SWE	WE	1,355	↑ 10.1	35.3	↓ -1.5	54.7	↓ -1.3	● 1.4	↓ -1.4	0.7	17.7	↓ -3.7	691	↑ 11.3
1911	516	7	Pakistan Atomic Energy Commission	GO	PAK	AS	1,354	↑ 10.2	25.9	↑ 13.5	39.4	↓ -2.1	● 1.0	→ 0.0	0.9	10.8	↑ 5.8	871	↑ 8.6
1912	79	1	Universidad de La Habana	HE	CUB	LA	1,354	↓ -0.2	63.8	↑ 0.2	38.3	↑ 1.0	● 0.6	→ 0.0	0.9	4.8	↑ 1.9	596	↓ -3.1
1913	643	20	Eidgenossische Anstalt fur Wasserversorgung, Abwasserreinigung und Gewasserschutz	GO	CHE	WE	1,351	↑ 6.9	65.0	↑ 3.3	82.2	↑ 0.0	● 2.0	↑ 2.6	0.9	29.6	↑ 2.8	637	↑ 1.4
1914	400	54	University of Ontario Institute of Technology	HE	CAN	NA	1,350	↑ 26.9	37.7	↓ -5.6	33.0	↓ -8.5	● 1.3	↓ -2.3	0.8	15.8	↓ -10.8	822	↑ 29.9
1915	401	347	Dow Chemical Company	PR	USA	NA	1,349	↑ 3.2	24.2	↑ 6.7	42.7	↓ -6.7	● 0.9	↓ -3.4	0.9	9.2	↓ -8.0	760	↑ 6.0
1916	517	221	Shaanxi University of Science and Technology	HE	CHN	AS	1,349	↑ 35.4	5.4	↓ -5.4	11.4	↑ 0.6	● 0.3	↑ 10.0	0.9	2.2	↑ 10.0	1,170	↑ 39.6
1917	402	348	Novartis Institutes for Biomedical Research	PR	USA	NA	1,348	↑ 7.3	53.3	↓ -0.4	86.4	↓ -0.3	● 2.5	↑ 4.5	0.8	35.6	↑ 0.6	447	↑ 8.2

WR/RR/CR World/Region/Country Rank

AF Africa AS Asia EE Eastern Europe LA Latin America ME Middle East NA Northern America OC Oceania WE Western Europe

GO Government HE Higher Education HL Health PR Private OT Others

WR	RR	CR	Organization	Sector	Country	Region	Output	O-VR(%)	IC(%)	IC-VR(%)	Q1(%)	Q1-VR(%)	NI	NI-VR(%)	Spec	Exc(%)	Exc-VR(%)	Leadership	Leadership-VR(%)
1918	403	349	Wichita State University	HE	USA	NA	1,348	↓ -3.9	23.5	↑ 5.1	38.1	↓ -3.1	1.0	↓ -1.0	0.8	11.7	↑ 0.9	895	↓ -5.1
1919	518	222	Shanghai Sixth People's Hospital	HL	CHN	AS	1,346	↑ 27.8	7.6	↑ 5.0	29.2	↑ 9.0	0.6	↑ 22.4	0.9	4.8	↑ 11.8	1,114	↑ 26.4
1920	519	130	Iwate Medical University	HE	JPN	AS	1,345	↑ 5.4	11.2	↓ -4.5	47.1	↑ 0.3	0.9	↑ 4.5	0.8	8.2	↓ -7.2	773	↑ 0.3
1921	520	50	Tatung University	HE	TWN	AS	1,345	↑ 8.1	9.9	↑ 7.0	34.4	↓ -9.8	0.9	→ 0.0	0.8	9.6	↓ -11.3	841	↑ 0.7
1922	644	72	Universita degli Studi della Tuscia	HE	ITA	WE	1,344	↑ 11.1	34.8	↑ 0.6	54.3	↓ -3.6	1.3	↓ -2.3	0.8	17.1	↓ -4.5	761	↑ 14.8
1923	94	9	Zagazig University	HE	EGY	ME	1,344	↑ 16.2	30.7	↑ 4.6	27.9	↑ 2.2	0.7	↑ 1.5	0.7	6.7	↓ -1.5	846	↑ 15.6
1924	521	51	Chaoyang University of Technology	HE	TWN	AS	1,341	↑ 12.9	8.1	↑ 12.3	26.6	↓ -3.3	0.9	↓ -2.2	0.8	13.3	↓ -5.2	847	↑ 11.3
1925	645	141	Universite Paul Valery, Montpellier III	HE	FRA	WE	1,341	↑ 11.0	52.9	↓ -1.1	60.9	↓ -1.7	1.3	↓ -3.1	0.8	18.3	↑ 1.7	692	↑ 11.1
1926	404	350	Eastern Virginia Medical School	HE	USA	NA	1,340	↑ 2.2	16.9	↑ 2.4	68.4	↓ -0.2	1.8	↑ 10.0	0.9	17.3	↓ -0.1	797	↑ 5.4
1927	101	5	Clinical Center of Serbia	HL	SRB	EE	1,337	↑ 2.5	14.7	↑ 18.6	25.9	↓ -0.7	0.4	→ 0.0	0.9	3.1	↓ -4.6	831	↓ -2.2
1928	102	1	Azerbaijan National Academy of Sciences	GO	AZE	EE	1,336	↑ 11.1	41.6	↑ 3.1	16.1	↓ -3.8	0.4	→ 0.0	0.8	2.3	↓ -2.6	840	↑ 7.6
1929	95	41	Harran University	HE	TUR	ME	1,336	↑ 4.1	11.0	↑ 1.6	26.3	↓ -12.0	0.7	↓ -2.9	0.7	5.4	↓ -8.9	898	↑ 2.5
1930	646	70	Universidad Pablo de Olavide	HE	ESP	WE	1,336	↑ 17.6	35.3	↓ -2.6	54.5	↓ -2.8	1.1	↑ 2.8	0.7	13.3	↑ 5.5	757	↑ 22.3
1931	647	14	Agricultural University of Athens	HE	GRC	WE	1,335	↑ 8.4	34.0	↑ 4.2	55.1	↓ -3.0	1.1	↓ -0.9	0.8	11.7	↓ -5.0	851	↑ 9.7
1932	405	55	Trent University	HE	CAN	NA	1,332	↑ 11.7	29.4	↑ 0.8	63.2	↓ -1.2	1.2	↑ 0.8	0.8	14.3	↑ 3.5	807	↑ 11.2
1933	406	351	City University of New York, Queens College	HE	USA	NA	1,331	↑ 8.2	27.3	↑ 4.5	60.0	↓ -0.6	1.2	↓ -4.9	0.7	14.2	↓ -7.7	764	↑ 9.3
1934	522	223	Shenyang Ligong University	HE	CHN	AS	1,331	↑ 48.1	2.7	↓ -26.4	6.2	↓ -17.3	0.4	↑ 2.9	0.9	3.0	↑ 11.2	860	↑ 79.5
1935	407	352	Idaho State University	HE	USA	NA	1,329	↑ 3.5	22.5	↑ 5.4	46.5	→ 0.0	0.9	↑ 4.5	0.8	10.7	↑ 3.5	746	↑ 2.6
1936	523	11	Asian Institute of Technology	HE	THA	AS	1,327	↑ 3.8	42.8	↓ -1.4	33.0	↓ -6.4	1.0	↓ -8.4	0.8	11.1	↓ -14.6	848	↑ 5.0
1937	648	73	Fondazione Santa Lucia IRCCS	HL	ITA	WE	1,327	↑ 6.2	37.2	↑ 2.4	77.7	↑ 0.1	1.5	→ 0.0	0.9	19.0	↓ -2.1	429	→ 0.0
1938	524	224	Fujian Medical University	HE	CHN	AS	1,327	↑ 17.2	12.3	↑ 3.7	26.9	↑ 2.5	0.5	→ 0.0	0.9	5.0	↑ 0.6	896	↑ 15.2
1939	103	14	N.I. Lobachevsky State University of Nizhni Novgorod	HE	RUS	EE	1,325	↓ -1.1	25.4	↓ -3.7	19.3	↓ -1.2	0.3	↓ -6.1	0.9	1.6	↓ -7.7	855	↓ -1.7
1940	649	142	Universite Lumiere, Lyon II	HE	FRA	WE	1,325	↑ 5.8	25.5	↑ 12.1	22.0	↓ -3.2	0.7	↓ -1.4	0.8	7.4	↓ -10.1	858	↑ 2.9
1941	96	42	Yeditepe University	HE	TUR	ME	1,325	↑ 20.3	16.6	↓ -9.5	28.6	↓ -2.5	0.8	↓ -2.4	0.7	8.9	↓ -9.9	795	↑ 20.6
1942	408	353	Boise State University	HE	USA	NA	1,324	↑ 9.8	20.5	↑ 1.2	48.9	↑ 1.3	1.3	→ 0.0	0.7	12.8	↑ 5.1	799	↑ 10.2
1943	409	354	Institute for Advanced Study	HE	USA	NA	1,324	↑ 2.0	45.7	↑ 5.9	61.0	↓ -4.1	2.4	↑ 1.7	0.9	29.5	↑ 4.3	584	↓ -0.2
1944	525	225	Institute of Applied Physics and Computational Mathematics	GO	CHN	AS	1,321	↑ 13.0	17.2	↑ 4.1	41.2	↑ 11.7	0.7	↑ 8.3	0.9	6.6	↑ 9.5	752	↑ 15.3
1945	526	40	Cochin University of Science and Technology	HE	IND	AS	1,320	↑ 7.9	15.7	↓ -4.6	36.1	↓ -6.2	0.7	↓ -1.4	0.8	7.3	↓ -7.8	1,020	↑ 6.8
1946	527	1	University of Macau	HE	MAC	AS	1,319	↑ 24.2	40.6	↓ -0.8	27.8	↓ -6.2	1.2	→ 0.0	0.7	15.4	↓ -3.1	889	↑ 22.5
1947	97	43	Canakkale Onsekiz Mart Universitesi	HE	TUR	ME	1,316	↑ 13.0	15.7	↓ -16.8	24.0	↓ -2.9	0.6	↑ 1.8	0.7	4.3	↑ 15.2	899	↑ 14.1
1948	410	56	Laurentian University	HE	CAN	NA	1,316	↑ 12.3	34.4	↑ 1.4	48.5	↓ -4.2	1.1	↓ -3.4	0.6	12.2	↑ 0.5	804	↑ 10.1
1949	650	74	Azienda Ospedaliera Careggi	HL	ITA	WE	1,314	↑ 10.4	18.3	↑ 3.5	58.5	↓ -1.9	1.5	↑ 2.1	0.9	16.3	↑ 6.2	616	↑ 11.2
1950	651	21	Eidgenossische Forschungsanstalt fur Wald, Schnee und Landschaft Eth-Bereichs	GO	CHE	WE	1,314	↑ 18.6	57.9	↑ 4.7	73.0	↑ 2.6	2.1	↓ -1.4	0.9	25.5	↓ -3.9	682	↑ 13.9
1951	528	131	Aoyama Gakuin University	HE	JPN	AS	1,311	↑ 6.4	19.0	→ 0.0	39.6	↓ -5.6	0.9	↑ 10.8	0.8	8.5	↑ 11.5	757	↑ 5.9
1952	104	12	Motol University Hospital	HL	CZE	EE	1,311	↑ 3.0	18.8	↑ 10.0	23.1	↑ 4.3	0.7	↑ 4.7	0.9	5.5	↑ 11.4	822	↓ -1.2
1953	652	75	Universita degli Studi di Urbino Carlo Bo	HE	ITA	WE	1,309	↑ 4.5	38.0	↑ 6.7	56.2	↓ -1.3	1.4	↑ 5.9	0.6	14.9	↑ 9.1	639	↑ 1.8

WR/RR/CR World/Region/Country Rank

AF Africa AS Asia EE Eastern Europe LA Latin America ME Middle East NA Northern America OC Oceania WE Western Europe

GO Government HE Higher Education HL Health PR Private OT Others

WR	RR	CR	Organization	Sector	Country	Region	Output	O-VR(%)	IC(%)	IC-VR(%)	Q1(%)	Q1-VR(%)	NI	NI-VR(%)	Spec	Exc(%)	Exc-VR(%)	Leadership	Leadership-VR(%)
1954	98	14	Soroka University Medical Center	HL	ISR	ME	1,306	↓ -6.8	27.3	↑ 7.3	58.7	↓ 0.0	● 1.2	↓ -1.7	0.8	11.8	↓ -5.6	696	↓ -11.5
1955	411	355	University of Minnesota, Duluth	HE	USA	NA	1,306	↑ 1.3	27.1	↑ 8.9	54.7	↓ -3.1	● 1.3	↓ -2.2	0.6	16.0	↓ -0.7	750	↑ 1.5
1956	80	14	Universidad Autonoma de San Luis Potosi	HE	MEX	LA	1,305	↑ 11.7	37.6	↑ 2.2	43.1	↓ -1.4	● 0.9	↑ 6.0	0.7	8.2	↑ 2.2	723	↑ 8.9
1957	412	356	Louisiana Tech University	HE	USA	NA	1,304	↓ -0.4	28.8	↑ 1.5	49.1	↓ -4.3	● 1.6	↑ 9.0	0.8	19.2	↓ -1.1	732	↓ -1.3
1958	105	13	University of Pardubice	HE	CZE	EE	1,304	↑ 9.5	26.5	↓ -6.5	40.9	↑ 0.4	● 0.8	↑ 5.4	0.8	8.3	↑ 12.2	906	↑ 9.7
1959	653	71	Complejo Hospitalario Regional Reina Sofia	HL	ESP	WE	1,303	↑ 6.8	21.0	↑ 9.6	47.2	↓ -2.2	● 1.2	↑ 0.9	0.9	12.7	↓ -1.6	634	↑ 1.4
1960	529	41	National Institute of Technology, Tiruchirappalli	HE	IND	AS	1,303	↑ 24.9	16.2	↑ 5.5	30.2	↓ -2.0	● 0.9	↑ 6.0	0.8	10.2	↑ 4.3	922	↑ 27.5
1961	99	44	Zonguldak Karaelmas University	HE	TUR	ME	1,301	↑ 4.0	10.4	↓ -0.9	35.7	↓ -1.7	● 0.7	↓ -2.9	0.7	5.9	↑ 0.3	957	↑ 4.0
1962	654	15	Allgemeines Krankenhaus Wien	HL	AUT	WE	1,300	↓ -18.5	39.6	↑ 1.8	67.1	↓ -2.8	● 1.8	↓ -2.7	0.8	18.9	↓ -1.6	786	↓ -21.4
1963	530	52	Tzu Chi University	HE	TWN	AS	1,299	↑ 20.1	12.2	↑ 0.4	53.8	↓ -4.7	● 0.9	↓ -1.1	0.8	7.9	↓ -1.5	515	↑ 16.5
1964	23	1	University of Nairobi	HE	KEN	AF	1,297	↑ 5.7	54.7	↑ 4.8	40.8	↑ 6.3	● 1.0	↑ 20.2	0.8	9.0	↑ 15.0	536	↓ -1.3
1965	531	42	Saha Institute of Nuclear Physics	GO	IND	AS	1,296	↑ 3.4	30.1	↑ 3.6	60.4	↓ -3.7	● 0.8	↑ 3.8	0.9	6.4	↓ -2.0	819	↓ -1.3
1966	655	119	National Physical Laboratory	GO	GBR	WE	1,295	↑ 7.6	38.3	↑ 4.0	50.4	↓ -6.0	● 1.2	↑ 6.0	0.9	11.0	↓ -6.6	798	↑ 7.5
1967	106	6	Josip Juraj Strossmayer University of Osijek	HE	HRV	EE	1,293	↑ 15.4	21.1	↑ 2.8	19.7	↓ -2.3	● 0.5	↑ 6.8	0.8	2.6	↑ 3.2	826	↑ 11.6
1968	100	45	Cumhuriyet University	HE	TUR	ME	1,291	↑ 7.0	9.0	↓ -7.2	33.2	↓ -8.9	● 0.6	↓ -9.1	0.7	6.6	↓ -10.6	965	↑ 5.3
1969	413	357	Massachusetts Eye and Ear Infirmary	HL	USA	NA	1,291	↑ 9.6	19.1	↑ 1.5	74.1	↑ 1.0	● 1.6	↓ -1.8	0.9	19.4	↓ -8.7	779	↑ 10.8
1970	532	226	Peking Union Medical College Hospital Beijing	HL	CHN	AS	1,291	↑ 12.1	13.6	↑ 15.7	25.1	↑ 12.1	● 0.5	↑ 10.9	0.9	4.0	↑ 10.9	965	↑ 10.7
1971	656	143	Universite d'Avignon et des Pays de Vaucluse	HE	FRA	WE	1,291	↑ 9.1	41.8	↑ 2.7	49.7	↓ -3.7	● 1.2	↑ 1.8	0.8	13.5	↑ 3.4	713	↑ 9.4
1972	657	120	Culham Centre for Fusion Energy	GO	GBR	WE	1,290	↓ -5.6	74.5	↑ 0.6	76.1	↑ 0.1	● 1.7	↓ -1.8	1.0	14.7	↓ -7.5	561	↓ -0.4
1973	101	46	Gaziosmanpasa University	HE	TUR	ME	1,288	↑ 6.8	7.5	↓ -14.5	30.0	↓ -4.9	● 0.9	↑ 1.2	0.7	9.6	↓ -3.1	882	↑ 10.7
1974	107	15	Moscow Institute of Physics and Technology	HE	RUS	EE	1,286	↑ 16.9	30.5	↓ -0.2	24.3	↓ -4.7	● 0.6	→ 0.0	0.9	4.2	↓ -1.0	541	↑ 11.8
1975	414	358	University of Texas, Pan American	HE	USA	NA	1,286	↑ 15.6	23.3	↑ 0.2	37.3	↓ -5.9	● 1.0	↓ -7.6	0.7	10.0	↓ -12.6	855	↑ 16.6
1976	658	76	Azienda Sanitaria Ospedaliera Molinette San Giovanni Battista di Torino	GO	ITA	WE	1,284	↑ 0.5	21.4	↑ 8.1	62.5	↓ -2.1	● 1.6	↑ 1.9	0.9	17.6	↑ 3.7	570	↑ 4.0
1977	533	56	Changwon National University	HE	KOR	AS	1,283	↑ 10.8	34.4	→ 0.0	38.9	↑ 3.3	● 0.8	↓ -5.7	0.8	8.1	↓ -7.7	716	↑ 12.4
1978	81	41	Instituto de Pesquisas Energeticas e Nucleares	GO	BRA	LA	1,283	↑ 5.3	19.8	↑ 0.2	32.3	↓ -5.0	● 0.6	↓ -5.9	0.9	5.1	↓ -2.1	775	↑ 2.8
1979	108	32	Military University of Technology	HE	POL	EE	1,283	↑ 6.0	28.5	↓ -3.9	26.6	↑ 0.8	● 0.8	↑ 5.6	0.8	6.0	↑ 6.5	732	↑ 8.9
1980	82	42	Universidade Federal Rural do Rio de Janeiro	HE	BRA	LA	1,282	↑ 15.5	11.8	↓ -1.7	16.6	↓ -4.5	● 0.5	↓ -3.7	0.9	3.4	↓ -17.5	711	↑ 11.8
1981	659	72	Complejo Asistencial Universitario de Salamanca	HL	ESP	WE	1,281	↑ 5.9	18.4	↑ 13.1	50.7	↑ 2.2	● 1.2	↓ -4.1	0.9	12.7	↑ 2.6	646	↑ 0.5
1982	109	33	Maria Sklodowska-Curie Memorial Institute of Oncology	HL	POL	EE	1,279	↑ 4.2	29.3	↑ 2.8	40.3	↑ 3.2	● 1.6	↓ -5.8	0.9	10.7	↑ 4.4	709	↑ 2.5
1983	110	14	University of West Bohemia	HE	CZE	EE	1,279	↑ 23.6	26.6	↑ 1.1	19.1	↑ 0.3	● 1.0	↑ 5.6	0.8	10.7	↓ -4.5	881	↑ 23.9
1984	24	1	Addis Ababa University	HE	ETH	AF	1,277	↑ 18.2	53.1	↓ -4.8	40.5	↓ -6.0	● 0.9	↓ -3.2	0.8	9.7	↓ -0.3	681	↑ 19.9
1985	534	132	Chuo University	HE	JPN	AS	1,275	↑ 11.0	14.6	↑ 1.0	37.4	↓ -1.9	● 0.8	↑ 12.0	0.8	6.9	↑ 8.5	742	↑ 9.8
1986	660	15	Finnish Meteorological Institute	GO	FIN	WE	1,275	↑ 11.0	68.7	↑ 3.9	65.8	↓ -1.0	● 1.6	↑ 0.6	0.9	19.1	↑ 0.6	463	↑ 6.7
1987	415	359	Washington Hospital Center	HL	USA	NA	1,274	↑ 8.3	18.0	↑ 5.1	75.7	↓ -0.2	● 2.4	↑ 11.3	0.9	21.7	↑ 2.8	760	↑ 7.6
1988	62	53	Baker IDI Heart and Diabetes Institute	HL	AUS	OC	1,273	↑ 20.5	37.9	↑ 6.9	81.5	↓ -1.5	● 2.4	↑ 5.7	0.9	23.7	↓ -0.2	640	↑ 17.4

WR/RR/CR World/Region/Country Rank

AF Africa AS Asia EE Eastern Europe LA Latin America ME Middle East NA Northern America OC Oceania WE Western Europe

GO Government HE Higher Education HL Health PR Private OT Others

WR	RR	CR	Organization	Sector	Country	Region	Output	O-VR(%)	IC(%)	IC-VR(%)	Q1(%)	Q1-VR(%)	NI	NI-VR(%)	Spec	Exc(%)	Exc-VR(%)	Leadership	Leadership-VR(%)
1989	535	133	Kawasaki Medical School	HE	JPN	AS	1,273	↓ -1.8	10.8	↑ 4.9	46.7	↓ -1.8	● 0.9	↓ -10.8	0.9	9.2	↓ -9.8	728	↓ -3.6
1990	661	121	Chelsea and Westminster Hospital NHS Foundation Trust	HL	GBR	WE	1,272	↓ -4.6	23.0	↑ 10.9	60.7	↓ -0.8	● 1.6	↑ 4.0	0.9	14.4	↓ -1.0	760	↓ -9.5
1991	662	144	Centre Hospitalier Universitaire de Amiens-Picardie	HL	FRA	WE	1,271	↓ -2.3	15.6	↑ 5.6	40.8	↑ 1.6	● 1.2	↑ 6.4	0.9	10.5	↑ 0.3	741	↓ -4.1
1992	663	145	Ecole Centrale des Arts et Manufactures - Ecole Centrale Paris	HE	FRA	WE	1,270	↑ 18.0	47.0	↑ 5.4	50.9	↓ -7.1	● 1.3	↓ -5.9	0.8	14.7	↓ -14.4	607	↑ 15.0
1993	416	360	Pennington Biomedical Research Center	HL	USA	NA	1,270	↑ 6.0	26.8	↑ 0.5	80.4	↑ 1.1	● 2.5	↑ 5.5	0.9	30.4	↑ 1.5	733	↑ 5.8
1994	664	77	Universita degli Studi del Sannio	HE	ITA	WE	1,270	↑ 5.4	33.1	↑ 5.2	38.7	↓ -2.5	● 1.3	↓ -6.7	0.7	13.6	↓ -4.6	758	↑ 1.6
1995	536	43	Osmania University	HE	IND	AS	1,269	↑ 11.5	10.5	↑ 10.4	22.1	↓ -9.7	● 0.5	↑ 2.0	0.7	5.0	↓ -6.4	838	↑ 6.3
1996	537	134	Tokyo University of Marine Science and Technology	HE	JPN	AS	1,269	↑ 0.5	25.1	↓ -1.4	35.1	↑ 0.7	● 0.7	→ 0.0	0.8	6.4	↑ 5.6	755	↓ -0.1
1997	83	15	Universidad Autonoma del Estado de Morelos	HE	MEX	LA	1,269	↑ 2.7	31.4	↓ -1.1	42.8	↓ -6.4	● 0.8	↓ -5.6	0.7	6.2	↓ -11.4	684	↑ 4.4
1998	417	361	Harvard-MIT Division of Health Sciences and Technology	HE	USA	NA	1,268	↑ 18.8	31.9	↑ 11.4	75.6	↑ 2.6	● 2.9	↑ 1.0	0.8	39.5	↑ 0.7	301	↑ 19.4
1999	418	57	Royal Military College of Canada	HE	CAN	NA	1,267	↑ 3.4	32.3	↑ 3.5	41.1	↓ -5.3	● 1.3	↓ -4.4	0.8	14.4	↓ -6.4	783	↑ 0.9
2000	665	73	Fundacion Jimenez Diaz	HL	ESP	WE	1,262	↑ 3.5	26.9	↑ 7.3	50.4	↓ -0.6	● 1.0	↓ -1.0	0.9	12.2	↑ 2.6	719	↑ 0.7
2001	666	10	Glostrup Hospital	HL	DNK	WE	1,262	↑ 11.0	33.8	↑ 0.4	69.8	↑ 0.3	● 2.1	↑ 3.0	0.9	22.0	↓ -2.7	632	↑ 11.9
2002	667	74	Institut de Recerca i Tecnologia Agroalimentaries Barcelona	GO	ESP	WE	1,262	↑ 15.8	39.8	↑ 0.8	61.2	↓ -3.2	● 1.4	↑ 1.4	0.9	18.3	↓ -3.1	690	↑ 19.0
2003	538	44	Guru Nanak Dev University	HE	IND	AS	1,261	↑ 9.9	19.7	↓ -4.8	36.6	↓ -1.6	● 0.9	↓ -1.1	0.8	9.5	↑ 2.3	927	↑ 9.2
2004	668	94	Helmholtz Zentrum fur Infektionsforschung	GO	DEU	WE	1,261	↑ 9.3	55.3	↑ 6.7	76.8	↓ -2.5	● 1.4	↑ 0.7	0.9	18.9	↑ 0.4	418	↑ 1.0
2005	419	362	Raytheon Company	PR	USA	NA	1,261	↓ -2.2	16.3	↑ 9.7	31.5	↑ 1.2	● 1.1	↑ 8.7	0.9	11.4	↑ 1.5	677	↓ -1.0
2006	539	227	Daqing Petroleum Institute	HE	CHN	AS	1,260	↑ 13.2	3.5	↑ 21.2	6.5	↑ 18.8	● 0.4	↑ 16.7	0.9	3.8	↑ 38.5	900	↑ 13.9
2007	669	122	Middlesex University	HE	GBR	WE	1,260	↑ 6.8	28.0	↑ 5.3	34.1	↓ -2.5	● 1.0	→ 0.0	0.8	9.8	↓ -6.0	803	↑ 3.7
2008	84	43	Universidade Federal de Juiz de Fora	HE	BRA	LA	1,259	↑ 21.4	17.1	↓ -2.7	29.8	↓ -6.4	● 0.6	↓ -6.3	0.7	4.4	↓ -13.5	737	↑ 22.0
2009	540	57	Myongji University	HE	KOR	AS	1,257	↑ 9.0	23.6	↑ 1.3	35.0	↓ -2.5	● 1.1	↓ -6.8	0.8	12.8	↓ -5.3	776	↑ 11.5
2010	541	135	Shibaura Institute of Technology	HE	JPN	AS	1,257	↑ 4.6	14.5	↑ 4.2	24.3	↓ -18.1	● 0.7	↑ 1.5	0.8	5.5	↑ 3.8	696	↑ 18.0
2011	420	58	Public Health Agency of Canada	HL	CAN	NA	1,256	↑ 13.3	36.5	↑ 3.1	69.5	↓ -1.3	● 1.7	↑ 8.9	0.9	20.3	↓ -2.2	435	↑ 2.1
2012	542	45	Indira Gandhi Centre for Atomic Research	GO	IND	AS	1,253	↑ 9.3	13.3	↓ -10.7	55.2	↓ -5.2	● 0.8	↓ -1.3	0.9	6.9	↓ -3.9	854	↑ 11.9
2013	670	16	Oulu University Hospital	HL	FIN	WE	1,253	↑ 7.6	29.7	↑ 5.1	71.3	↓ -0.6	● 1.6	↑ 6.1	0.8	15.5	↓ -0.1	469	↑ 6.6
2014	102	47	Sabanci University	HE	TUR	ME	1,251	↑ 16.5	41.8	↓ -0.9	41.3	↓ -5.3	● 1.4	↓ -4.2	0.8	15.0	↓ -9.7	792	↑ 14.8
2015	111	15	University Hospital Hradec Kralove	HL	CZE	EE	1,251	↑ 6.6	9.1	↑ 10.2	16.5	↑ 13.7	● 0.6	↑ 17.0	0.9	3.1	↑ 35.7	821	↑ 4.1
2016	103	48	Koc University	HE	TUR	ME	1,250	↑ 9.1	43.5	↓ -4.1	48.0	↑ 2.2	● 1.3	→ 0.0	0.8	16.2	↓ -4.8	798	↑ 12.1
2017	543	228	Nanchang Hangkong University	HE	CHN	AS	1,249	↑ 26.9	5.4	↑ 0.9	14.3	↑ 9.5	● 0.5	↑ 7.0	0.9	3.7	↑ 13.8	786	↑ 29.5
2018	104	24	Bu-Ali Sina University	HE	IRN	ME	1,247	↑ 16.8	13.2	↑ 11.3	30.7	↑ 3.8	● 0.9	↑ 2.4	0.8	9.6	↑ 2.2	920	↑ 17.9
2019	544	229	Dalian University	HE	CHN	AS	1,247	↑ 15.8	11.1	↓ -2.3	14.9	↑ 2.3	● 0.5	↓ -5.5	0.8	5.7	↑ 0.4	640	↑ 20.1
2020	105	4	King Faisal Specialist Hospital and Research Centre	HL	SAU	ME	1,247	↓ -2.2	37.5	↑ 1.4	43.9	↑ 0.3	● 0.9	↑ 5.8	0.8	9.0	↑ 8.2	843	↓ -4.5

WR/RR/CR World/Region/Country Rank

AF Africa AS Asia EE Eastern Europe LA Latin America ME Middle East NA Northern America OC Oceania WE Western Europe

GO Government HE Higher Education HL Health PR Private OT Others

WR	RR	CR	Organization	Sector	Country	Region	Output	O-VR(%)	IC(%)	IC-VR(%)	Q1(%)	Q1-VR(%)	NI	NI-VR(%)	Spec	Exc(%)	Exc-VR(%)	Leadership	Leadership-VR(%)
2021	545	53	National United University	HE	TWN	AS	1,247	↑ 12.4	24.0	↑ 2.7	47.9	↓ -6.2	1.1	↓ -3.5	0.8	14.2	↓ -8.4	628	↑ 11.9
2022	546	230	Hebei United University	HE	CHN	AS	1,246	↑ 47.6	3.8	↓ -24.3	4.8	↓ -18.6	0.4	↓ -2.6	0.9	2.7	↓ -3.6	786	↑ 75.8
2023	671	123	Coventry University	HE	GBR	WE	1,245	↑ 5.1	35.4	↑ 4.1	37.8	↓ -3.4	1.1	↓ -3.5	0.7	11.3	↓ -4.5	707	↑ 3.1
2024	672	146	Universite de Pau et des Pays de l'Adour	HE	FRA	WE	1,242	↑ 10.4	45.3	↔ 0.0	60.9	↓ -0.3	1.2	↓ -2.5	0.8	13.4	↓ -1.3	738	↑ 7.0
2025	547	58	Korea Electrotechnology Research Institute	GO	KOR	AS	1,241	↑ 4.7	19.5	↓ -7.6	38.1	↓ -2.9	1.1	↑ 1.0	0.9	8.7	↑ 6.6	629	↑ 4.5
2026	548	231	Xi'an University of Science and Technology	HE	CHN	AS	1,241	↑ 21.4	2.7	↔ 0.0	8.5	↓ -11.9	0.5	↑ 4.5	0.9	3.2	↓ -5.7	823	↑ 25.5
2027	549	8	COMSATS Institute of Information Technology	HE	PAK	AS	1,240	↑ 34.3	48.9	↑ 7.6	34.4	↓ -4.0	1.1	↓ -6.6	0.8	14.3	↓ -6.1	637	↑ 28.7
2028	673	95	Universität der Bundeswehr München	HE	DEU	WE	1,240	↑ 13.1	28.9	↓ -2.0	24.5	↓ -3.3	0.9	↑ 2.3	0.8	7.4	↓ -5.4	762	↑ 11.2
2029	550	54	National Chi Nan University	HE	TWN	AS	1,239	↑ 8.4	11.5	↓ -4.4	43.8	↑ 0.8	1.1	↓ -3.6	0.8	14.3	↓ -9.9	749	↑ 7.6
2030	421	363	University of Arkansas, Little Rock	HE	USA	NA	1,239	↑ 7.7	24.1	↑ 8.8	40.8	↓ -3.4	1.2	↑ 2.5	0.7	14.2	↓ -1.3	734	↑ 7.5
2031	551	232	Liaoning University	HE	CHN	AS	1,238	↑ 14.8	9.8	↓ -10.8	20.5	↓ -7.8	0.6	↑ 7.5	0.8	6.2	↑ 8.5	686	↑ 18.1
2032	112	4	Slovenian NMR Centre	GO	SVN	EE	1,238	↑ 11.7	42.7	↓ -5.3	57.8	↓ -4.2	1.1	↓ -6.7	0.8	15.3	↓ -7.1	676	↑ 13.2
2033	552	233	Sun Yat-sen University Cancer Center	HL	CHN	AS	1,238	↑ 12.5	18.5	↑ 14.3	39.1	↑ 15.3	0.8	↑ 12.2	0.9	9.6	↑ 18.9	817	↑ 2.6
2034	674	147	Centre Hospitalier Universitaire de Brest	HL	FRA	WE	1,237	↑ 0.4	20.5	↑ 8.6	44.8	↑ 4.1	1.4	↑ 7.6	0.8	14.3	↑ 9.6	590	↓ -5.0
2035	675	124	South London Healthcare NHS Trust	HL	GBR	WE	1,235	↑ 2.3	15.2	↑ 0.9	62.8	↓ -2.4	1.3	↑ 7.2	0.9	13.1	↓ -2.0	731	↑ 0.4
2036	676	1	Universite du Luxembourg	HE	LUX	WE	1,235	↑ 40.8	64.3	↑ 4.8	32.0	↓ -4.6	1.5	↑ 1.4	0.8	16.1	↑ 5.7	696	↑ 42.9
2037	85	6	Observatorio Europeo Austral	OT	CHL	LA	1,234	↑ 6.2	94.1	↑ 0.0	70.8	↑ 0.7	1.2	↑ 1.7	1.0	12.1	↓ -0.9	263	↑ 5.6
2038	553	136	Sophia University	HE	JPN	AS	1,234	↓ -3.4	23.1	↑ 1.1	38.5	↓ 0.0	0.8	↑ 1.4	0.8	5.2	↓ -5.9	776	↓ -4.0
2039	677	148	Institut Pasteur de Lille	HL	FRA	WE	1,231	↑ 0.4	54.4	↑ 1.1	75.8	↑ 0.9	2.0	↓ -1.9	0.8	24.8	↑ 5.3	489	↓ -1.2
2040	554	137	National Institute of Health Sciences	HL	JPN	AS	1,231	↓ -3.6	16.5	↑ 12.0	55.5	↓ -2.7	0.9	↑ 4.5	0.9	8.3	↑ 2.7	593	↓ -6.8
2041	555	234	Naval Aeronautical Engineering Academy	HE	CHN	AS	1,231	↑ 15.6	0.6	↑ 21.3	3.0	↑ 3.4	0.4	↓ -2.8	0.9	2.9	↓ -3.9	963	↑ 17.3
2042	113	1	Ss. Cyril and Methodius University of Skopje	HE	MKD	EE	1,231	↑ 8.5	45.8	↑ 5.3	21.5	↓ -1.1	0.6	↑ 3.4	0.7	5.6	↓ -1.2	816	↑ 6.5
2043	422	364	United States Fish and Wildlife Service	GO	USA	NA	1,231	↓ -3.1	16.6	↑ 0.8	43.0	↑ 4.6	0.9	↑ 2.4	0.9	7.9	↑ 5.9	401	↓ -9.3
2044	556	235	Dalian Jiaotong University	HE	CHN	AS	1,230	↑ 38.4	6.2	↓ -15.5	13.2	↓ -14.5	0.5	↑ 8.2	0.8	4.7	↑ 19.2	819	↑ 49.2
2045	557	138	National Defense Medical College	HE	JPN	AS	1,230	↓ -1.5	12.3	↑ 0.9	54.5	↓ -0.8	0.9	↓ -2.2	0.8	9.0	↓ -0.2	767	↓ -1.2
2046	558	59	National Cancer Center	HL	KOR	AS	1,228	↑ 23.2	18.3	↑ 2.1	70.9	↓ -2.3	1.1	↓ -2.6	0.9	11.3	↓ -1.9	609	↑ 21.8
2047	678	9	Irish Agriculture and Food Development Authority	GO	IRL	WE	1,227	↑ 9.8	39.3	↑ 0.4	56.7	↓ -0.2	1.3	↑ 2.3	0.9	17.6	↓ -2.1	736	↑ 8.7
2048	106	25	University of Guilan	HE	IRN	ME	1,227	↑ 27.0	15.1	↓ -2.9	22.3	↓ -5.8	0.7	↑ 1.5	0.8	7.5	↓ -2.1	851	↑ 20.7
2049	679	78	Azienda Ospedaliera Sant Andrea	HL	ITA	WE	1,226	↑ 11.0	27.7	↑ 6.8	54.7	↓ -0.7	1.3	↓ -4.5	0.8	12.5	↑ 3.1	679	↑ 9.7
2050	423	365	Beth Israel Medical Center	HL	USA	NA	1,226	↓ -3.8	14.3	↓ -1.1	62.7	↓ -3.2	1.3	↓ -1.5	0.9	15.8	↓ -3.2	623	↓ -0.8
2051	680	75	Hospital Clinico Universitario de Valencia	HL	ESP	WE	1,226	↑ 6.1	13.1	↑ 6.9	44.5	↓ -0.6	1.1	↑ 1.8	0.8	10.2	↑ 2.4	597	↑ 4.9
2052	681	17	Institute of Tropical Medicine Antwerp	HE	BEL	WE	1,226	↑ 11.9	79.4	↑ 1.8	80.8	↓ -0.3	1.8	↑ 4.1	0.9	22.1	↑ 3.2	554	↑ 7.4
2053	559	46	Mangalore University	HE	IND	AS	1,226	↑ 19.7	67.9	↑ 6.7	10.9	↓ -19.5	0.7	↓ -1.5	0.9	5.0	↓ -8.8	624	↑ 20.0
2054	560	139	Osaka Medical College	HE	JPN	AS	1,223	↑ 1.3	10.6	↑ 2.7	46.9	↓ -3.0	0.8	↓ -2.4	0.8	6.2	↓ -9.4	804	↑ 0.6
2055	682	16	Austrian Institute of Technology	GO	AUT	WE	1,220	↑ 9.1	46.4	↑ 4.8	43.7	↑ 6.0	1.4	↑ 11.5	0.7	13.7	↑ 6.9	671	↑ 9.1
2056	86	44	Pontificia Universidade Catolica do Parana	HE	BRA	LA	1,218	↑ 13.2	20.0	↓ -5.0	22.0	↓ -0.1	0.7	↓ -3.9	0.8	6.1	↓ -13.6	739	↑ 13.0
2057	683	11	Herlev Hospital	HL	DNK	WE	1,217	↑ 5.5	31.0	↓ -0.7	59.6	↓ -1.5	2.3	↓ -3.7	0.9	20.8	↓ -1.1	641	↑ 4.7
2058	561	1	Vietnam Academy of Science and Technology	GO	VNM	AS	1,216	↑ 15.4	69.5	↑ 0.9	41.4	↓ -6.2	0.8	↑ 3.9	0.8	6.8	↑ 5.7	475	↑ 13.6

WR/RR/CR World/Region/Country Rank

AF Africa AS Asia EE Eastern Europe LA Latin America ME Middle East NA Northern America OC Oceania WE Western Europe

GO Government HE Higher Education HL Health PR Private OT Others

WR	RR	CR	Organization	Sector	Country	Region	Output	O-VR(%)	IC(%)	IC-VR(%)	Q1(%)	Q1-VR(%)	NI	NI-VR(%)	Spec	Exc(%)	Exc-VR(%)	Leadership	Leadership-VR(%)
2059	684	125	Met Office	GO	GBR	WE	1,215	↑ 5.4	50.7	↑ 2.5	74.0	↓ -0.2	● 2.1	↓ -3.6	1.0	29.7	↓ -3.5	531	↑ 2.9
2060	107	49	Abant Izzet Baysal University	HE	TUR	ME	1,214	↑ 1.3	8.6	↑ 9.2	30.6	↓ -4.4	● 0.6	↓ -1.7	0.7	4.5	↑ 0.4	791	↑ 1.8
2061	562	140	Hosei University	HE	JPN	AS	1,214	↑ 3.8	18.9	↑ 8.7	27.2	↓ -1.8	● 0.7	↑ 5.8	0.8	6.4	↑ 0.6	718	↑ 0.8
2062	563	236	Zhengzhou University of Light Industry	HE	CHN	AS	1,214	↑ 39.1	5.7	↓ -2.7	15.1	↓ -1.8	● 0.6	↑ 6.9	0.9	6.6	↑ 10.4	761	↑ 46.3
2063	87	7	Universidad Tecnica Federico Santa Maria	HE	CHL	LA	1,213	↑ 12.4	60.4	↑ 3.3	44.4	↓ -0.3	● 1.6	↑ 16.8	0.8	12.6	↑ 7.4	666	↑ 9.4
2064	564	237	Beijing Union University	HE	CHN	AS	1,212	↑ 38.4	8.0	↓ -12.4	4.1	↓ -27.7	● 0.4	→ 0.0	0.8	4.5	↑ 10.3	898	↑ 44.1
2065	424	366	Jefferson Health System	HL	USA	NA	1,212	↑ 7.2	15.2	↑ 0.4	58.8	↓ -1.3	● 1.3	↑ 5.7	0.9	12.8	↓ -1.4	750	↑ 10.0
2066	565	238	Anhui University of Technology	HE	CHN	AS	1,211	↑ 28.4	13.9	↓ -5.9	21.0	↑ 8.0	● 0.5	↑ 8.7	0.8	5.1	↑ 7.4	848	↑ 28.5
2067	88	45	Centro Brasileiro de Pesquisas Fisicas	GO	BRA	LA	1,211	↑ 3.3	54.0	↓ -1.3	62.5	↑ 1.2	● 1.4	↑ 24.5	0.9	11.8	↑ 32.1	411	↑ 5.1
2068	685	10	Dublin Institute of Technology	HE	IRL	WE	1,210	↑ 16.2	36.3	↑ 1.3	45.4	↑ 4.3	● 1.2	↑ 0.9	0.7	15.8	↓ -3.0	793	↑ 14.6
2069	566	47	Allahabad University	HE	IND	AS	1,209	↑ 19.2	10.3	↑ 9.5	32.7	↓ -1.1	● 0.7	↑ 1.4	0.8	7.1	↓ -1.3	997	↑ 18.7
2070	686	76	Hospital Regional Universitario Carlos Haya	HL	ESP	WE	1,206	↑ 11.5	14.8	↑ 5.0	41.4	↓ -2.7	● 0.9	↑ 2.2	0.8	10.8	↓ -3.0	574	↑ 10.0
2071	114	8	Szent Istvan University	HE	HUN	EE	1,206	↑ 1.6	31.3	↑ 5.4	26.9	↓ -13.8	● 0.7	↑ 3.0	0.9	6.6	→ 0.0	736	↑ 0.3
2072	687	17	Finnish Institute Occupational Health	GO	FIN	WE	1,204	↑ 2.8	43.6	↑ 8.2	59.5	↓ -0.8	● 1.5	↑ 6.4	0.8	17.6	↓ -5.0	529	↓ -2.6
2073	63	54	Walter and Eliza Hall Institute of Medical Research	HL	AUS	OC	1,204	↓ -0.4	54.1	↑ 5.1	90.0	↑ 1.1	● 2.3	↑ 6.4	0.9	30.6	↑ 2.4	564	↓ -2.6
2074	567	48	Jawaharlal Nehru Centre for Advanced Scientific Research	HE	IND	AS	1,203	↑ 6.6	27.1	↑ 4.3	77.9	↓ -0.9	● 1.5	↓ -0.7	0.8	17.0	↓ -0.1	580	↑ 9.6
2075	568	239	Ludong University	HE	CHN	AS	1,199	↑ 11.5	3.6	↑ 16.9	21.4	↑ 2.4	● 0.5	↑ 13.6	0.8	3.8	↑ 10.8	822	↑ 12.8
2076	569	60	Dong-Eui University	HE	KOR	AS	1,198	↑ 8.3	18.2	↓ -5.9	35.9	↓ -4.8	● 0.9	↑ 7.3	0.8	6.8	↑ 11.9	448	↓ -0.4
2077	425	367	Novartis Pharma SA, East Hanover	PR	USA	NA	1,198	↑ 6.3	53.0	↑ 2.5	73.7	↓ -1.9	● 3.4	↑ 9.9	0.8	35.4	↑ 3.7	270	↑ 1.9
2078	688	149	Universite du Maine	HE	FRA	WE	1,198	↑ 5.9	38.8	↓ -0.9	52.8	↓ -1.7	● 0.9	↑ 1.1	0.8	9.0	↓ -2.0	659	↑ 5.4
2079	689	77	Complejo Hospitalario Universitario a Coruna	HL	ESP	WE	1,197	↑ 7.4	11.1	↑ 5.0	38.7	↑ 0.5	● 1.0	↑ 2.1	0.9	9.1	↑ 6.2	755	↑ 6.0
2080	690	126	Bournemouth University	HE	GBR	WE	1,195	↑ 15.1	28.6	↑ 5.7	41.0	↓ -1.7	● 1.2	↓ -1.7	0.8	12.5	↓ -7.7	756	↑ 14.4
2081	570	61	Seoul National University of Science & Technology	HE	KOR	AS	1,195	↑ 21.8	19.6	↓ -1.0	33.8	↓ -5.0	● 0.8	↓ -2.4	0.7	8.3	↓ -16.9	608	↑ 29.9
2082	691	11	University of Stavanger	HE	NOR	WE	1,195	↑ 18.1	32.5	↑ 1.4	40.0	↑ 0.7	● 1.2	↓ -5.5	0.8	16.6	↓ -6.3	753	↑ 18.4
2083	692	79	Istituto Clinico Humanitas	HL	ITA	WE	1,188	↑ 21.7	34.9	↑ 11.2	69.5	↑ 3.6	● 2.1	↑ 5.1	0.9	23.8	↑ 10.8	624	↑ 17.1
2084	64	55	University of Southern Queensland	HE	AUS	OC	1,187	↑ 19.5	29.5	↑ 6.1	34.5	↓ -2.3	● 1.0	↑ 2.2	0.7	10.8	↑ 4.1	796	↑ 18.6
2085	693	150	Agence Nationale de la Securite Sanitaire de l'Alimentation, de l'Environnement et du Travail	HL	FRA	WE	1,185	↑ 6.0	34.5	↑ 2.6	64.6	↑ 2.8	● 1.3	↑ 4.1	0.9	16.4	↑ 0.2	619	↑ 2.5
2086	694	151	Ecole Centrale Marseille	HE	FRA	WE	1,185	↑ 11.9	34.2	↑ 3.4	62.9	↓ -0.9	● 1.2	↓ -0.8	0.8	13.2	↓ -2.6	702	↑ 8.8
2087	695	22	Kinderspital Zurich, Universitats-Kinderklinik	HL	CHE	WE	1,185	↑ 2.7	49.7	↑ 5.1	64.1	↑ 2.7	● 1.7	↑ 15.2	0.9	18.8	↑ 5.1	594	↓ -5.4
2088	65	56	Flinders Medical Centre	HL	AUS	OC	1,183	↑ 3.4	33.4	↑ 0.8	65.3	↓ -3.2	● 2.2	↑ 5.2	0.9	19.1	↓ -2.0	639	↑ 4.4
2089	571	49	VIT University	HE	IND	AS	1,183	↑ 47.9	24.7	↑ 14.1	23.2	↓ -9.2	● 0.8	↓ -4.9	0.8	7.0	↓ -1.8	722	↑ 43.3
2090	572	141	Aichi Cancer Center Research	HL	JPN	AS	1,180	↓ -1.4	14.9	↑ 2.1	63.2	↑ 0.1	● 1.6	↑ 3.9	0.9	16.4	↑ 8.2	539	↓ -0.4
2091	573	240	Anhui University of Science and Technology	HE	CHN	AS	1,180	↑ 26.3	4.2	↑ 23.6	8.4	↓ -3.2	● 0.6	↑ 5.8	0.8	5.2	↑ 2.4	825	↑ 28.3
2092	25	2	Kenya Medical Research Institute	HL	KEN	AF	1,179	↑ 11.3	86.9	↓ -0.1	79.1	↑ 0.9	● 2.1	↑ 9.9	0.9	26.6	↓ -1.4	444	↑ 10.4

WR/RR/CR World/Region/Country Rank

AF Africa AS Asia EE Eastern Europe LA Latin America ME Middle East NA Northern America OC Oceania WE Western Europe

GO Government HE Higher Education HL Health PR Private OT Others

WR	RR	CR	Organization	Sector	Country	Region	Output	O-VR(%)	IC(%)	IC-VR(%)	Q1(%)	Q1-VR(%)	NI	NI-VR(%)	Spec	Exc(%)	Exc-VR(%)	Leadership	Leadership-VR(%)
2093	426	368	University of North Carolina, Wilmington	HE	USA	NA	1,178	↑ 4.2	21.9	↑ 10.5	57.7	↓ -2.4	1.1	↓ -0.9	0.7	12.2	↓ -5.3	663	↑ 1.8
2094	427	369	Texas A&M University, Health Science Center	HE	USA	NA	1,177	↓ -12.4	23.0	↑ 12.4	72.1	↑ 3.4	1.5	↑ 5.1	0.8	17.5	↑ 8.2	560	↓ -17.4
2095	696	78	Centro Nacional de Investigaciones Oncologicas	HL	ESP	WE	1,176	↑ 10.3	52.0	↑ 2.7	87.6	↓ -1.1	2.2	↓ -1.4	0.9	30.3	↓ -0.3	560	↑ 7.1
2096	697	79	Instituto Nacional de Investigacion y Tecnologia Agraria y Alimentaria	GO	ESP	WE	1,176	↑ 9.6	33.6	↑ 7.9	67.9	↓ -2.7	1.2	↑ 5.5	0.9	13.5	↑ 10.2	632	↑ 5.2
2097	698	15	University of Piraeus	HE	GRC	WE	1,176	↑ 19.9	26.0	↑ 5.5	26.6	↓ -2.2	1.0	↔ 0.0	0.8	12.5	↓ -2.7	763	↑ 20.3
2098	428	370	City University of New York, Graduate School & University Center	HE	USA	NA	1,175	↑ 2.2	16.4	↑ 10.5	49.2	↓ -2.3	1.1	↓ -5.0	0.8	11.8	↓ -15.6	623	↑ 2.3
2099	429	371	University of Massachusetts, Dartmouth	HE	USA	NA	1,175	↑ 5.7	23.6	↑ 4.4	45.4	↓ -2.8	1.1	↓ -5.3	0.7	12.7	↓ -13.7	692	↑ 1.9
2100	574	241	Northeast Agricultural University	HE	CHN	AS	1,174	↑ 42.6	12.0	↓ -9.3	18.9	↓ -2.1	0.5	↑ 3.9	0.9	4.4	↑ 27.3	778	↑ 54.4
2101	115	4	Pavol Jozef Safarik University in Kosice	HE	SVK	EE	1,174	↑ 2.2	57.4	↑ 0.7	30.9	↓ -0.8	0.8	↑ 6.8	0.7	6.1	↑ 6.8	631	↑ 2.6
2102	430	59	Health Canada	HL	CAN	NA	1,173	↓ -4.2	33.2	↑ 2.0	62.9	↓ -4.7	1.4	↔ 0.0	0.8	16.7	↓ -4.0	566	↑ 2.4
2103	89	1	Instituto Smithsonian de Investigaciones Tropicales	GO	PAN	LA	1,173	↑ 7.0	87.5	↑ 0.5	75.9	↓ -1.1	1.7	↓ -0.6	0.9	23.8	↑ 0.8	345	↓ -0.6
2104	699	16	Hippokration General Hospital	HL	GRC	WE	1,171	↑ 9.7	18.0	↑ 6.2	54.1	↓ -1.1	1.0	↑ 2.0	0.9	8.7	↓ -7.0	707	↑ 6.8
2105	700	80	Universidad de Huelva	HE	ESP	WE	1,169	↑ 13.3	32.2	↓ -1.5	47.7	↓ -3.8	1.2	↓ -2.5	0.7	13.4	↓ -10.7	664	↑ 14.3
2106	701	152	Centre Hospitalier Universitaire de Caen	HL	FRA	WE	1,168	↑ 2.9	20.6	↑ 2.7	50.0	↑ 0.3	1.5	↑ 6.5	0.8	14.2	↑ 3.0	565	↑ 0.2
2107	702	11	Universidade da Beira Interior	HE	PRT	WE	1,168	↑ 26.1	27.4	↓ -9.7	27.4	↓ -11.0	1.1	↑ 5.9	0.7	10.1	↑ 1.2	706	↑ 32.2
2108	431	372	University of Maryland Medical Center	HL	USA	NA	1,167	↑ 8.5	14.4	↑ 9.1	64.6	↓ -0.4	1.9	↑ 17.8	0.9	18.9	↑ 7.3	653	↑ 2.0
2109	703	18	Universitair Ziekenhuis Brussel	HL	BEL	WE	1,165	↑ 15.9	37.1	↑ 6.2	63.0	↓ -2.1	1.4	↓ -2.8	0.8	17.0	↓ -0.2	631	↑ 19.5
2110	26	2	Universite Mentouri-Constantine	HE	DZA	AF	1,164	↑ 13.5	50.3	↑ 2.3	22.0	↓ -9.0	0.5	↓ -5.4	0.8	6.0	↓ -7.2	657	↑ 10.4
2111	432	373	California State University, Northridge	HE	USA	NA	1,162	↑ 4.1	22.6	↑ 1.4	52.7	↓ -0.2	1.0	↓ -2.8	0.7	12.1	↓ -7.6	708	↑ 4.9
2112	575	242	Ruijin Hospital	HL	CHN	AS	1,162	↑ 26.6	22.0	↑ 2.7	50.3	↑ 5.6	1.0	↑ 17.0	0.8	9.6	↑ 2.1	725	↑ 23.5
2113	116	16	Czech University of Life Sciences Prague	HE	CZE	EE	1,161	↑ 19.2	18.5	↑ 16.4	19.2	↑ 8.8	0.7	↑ 6.6	0.9	5.8	↑ 5.1	793	↑ 15.3
2114	704	127	Liverpool School of Tropical Medicine	HE	GBR	WE	1,160	↑ 7.1	77.2	↑ 2.5	84.3	↓ -1.0	1.9	↑ 7.3	0.9	25.0	↑ 2.5	463	↓ -2.1
2115	705	153	Universite Rennes 2 Haute-Bretagne	HE	FRA	WE	1,159	↑ 9.9	24.6	↑ 6.8	36.2	↓ -3.7	0.8	↑ 1.4	0.8	6.7	↓ -1.0	741	↑ 8.2
2116	433	374	Polytechnic Institute of New York University	HE	USA	NA	1,157	↓ -11.8	32.8	↑ 2.8	42.6	↓ -4.1	1.7	↑ 1.2	0.8	20.1	↓ -0.2	674	↓ -11.1
2117	117	5	Technical University of Kosice	HE	SVK	EE	1,156	↑ 24.2	30.5	↓ -7.1	12.2	↓ -10.6	0.7	↑ 11.1	0.9	5.7	↑ 8.2	837	↑ 31.6
2118	706	12	Universidade de Evora	HE	PRT	WE	1,156	↑ 15.8	40.9	↑ 1.6	46.3	↓ 0.0	1.0	↓ -8.0	0.7	9.9	↓ -5.2	596	↑ 14.4
2119	707	154	Universite du Littoral Cote d'Opale	HE	FRA	WE	1,156	↑ 6.9	42.0	↑ 4.0	54.4	↑ 5.2	1.1	↑ 1.9	0.7	11.2	↑ 0.2	594	↓ -0.8
2120	434	375	Wadsworth Center	GO	USA	NA	1,155	↓ -1.0	30.4	↑ 3.4	79.8	↓ -1.3	1.9	↓ -1.6	0.8	24.7	↓ -2.7	558	↓ -4.3
2121	90	11	Universidad Nacional de Tucuman	HE	ARG	LA	1,154	↑ 8.3	31.7	↓ -2.0	40.9	↑ 0.9	0.8	↑ 4.0	0.8	6.2	↑ 3.3	654	↑ 7.2
2122	435	376	St. Joseph's Hospital and Medical Center	HL	USA	NA	1,152	↑ 9.0	24.9	↓ -2.5	66.3	↓ -4.6	1.5	↓ -2.0	0.9	18.7	↑ 1.9	708	↑ 8.6
2123	91	1	Universidad de Costa Rica	HE	CRI	LA	1,152	↑ 7.7	64.8	↑ 4.2	40.4	↓ -6.7	1.0	↑ 2.0	0.7	11.1	↑ 3.4	573	↑ 5.5
2124	708	80	Fondazione IRCCS Istituto Neurologico Carlo Besta	HL	ITA	WE	1,151	↑ 5.1	35.8	↑ 5.6	68.7	↑ 0.2	1.4	↑ 4.4	0.9	18.4	↑ 3.7	575	↑ 3.4
2125	92	5	Instituto Venezolano de Investigaciones Cientificas	GO	VEN	LA	1,151	↓ -1.2	46.6	↑ 4.3	48.9	↓ -2.9	0.7	↑ 1.5	0.7	5.9	↑ 5.9	658	↓ -1.9

WR/RR/CR World/Region/Country Rank

AF Africa AS Asia EE Eastern Europe LA Latin America ME Middle East NA Northern America OC Oceania WE Western Europe

GO Government HE Higher Education HL Health PR Private OT Others

WR	RR	CR	Organization	Sector	Country	Region	Output	O-VR(%)	IC(%)	IC-VR(%)	Q1(%)	Q1-VR(%)	NI	NI-VR(%)	Spec	Exc(%)	Exc-VR(%)	Leadership	Leadership-VR(%)
2126	709	155	Universite de Bretagne Sud	HE	FRA	WE	1,150	↑ 12.7	24.1	↑ 10.7	30.8	↓ -5.7	0.9	↑ 2.3	0.8	9.7	↑ 3.0	713	↑ 9.2
2127	576	1	Bangladesh University of Engineering and Technology	HE	BGD	AS	1,148	↑ 28.4	34.6	↓ -11.2	18.6	↓ -16.7	0.8	↑ 4.0	0.8	9.3	↓ -1.2	737	↑ 35.2
2128	577	243	Jiangxi University of Finance and Economics	HE	CHN	AS	1,148	↑ 32.3	6.7	↑ 0.4	6.8	↓ -10.7	0.5	→ 0.0	0.9	5.4	↑ 4.5	798	↑ 38.3
2129	710	156	Centre Hospitalier Universitaire de Reims	HL	FRA	WE	1,146	↑ 6.1	20.5	↑ 13.0	47.2	↑ 8.0	1.3	↑ 13.6	0.9	13.9	↑ 14.6	572	↑ 2.7
2130	578	55	Chi Mei Medical Center	HL	TWN	AS	1,146	↑ 12.5	10.0	↑ 2.2	60.2	↓ -2.6	0.9	↑ 4.8	0.8	7.1	↑ 13.0	460	↑ 3.8
2131	711	81	Hospital Universitario Virgen de La Arrixaca	HL	ESP	WE	1,146	↑ 8.0	12.0	↑ 25.3	38.0	↑ 4.9	0.8	↑ 5.2	0.8	6.0	↑ 1.5	702	↑ 8.5
2132	118	16	Tomsk State University	HE	RUS	EE	1,144	↑ 1.1	28.6	↑ 5.4	18.3	↑ 10.0	0.4	↑ 10.3	0.8	3.8	↑ 12.0	684	↓ -2.6
2133	712	157	Universite Paris Dauphine	HE	FRA	WE	1,141	↑ 7.0	34.4	↑ 0.8	38.3	↑ 3.6	1.0	→ 0.0	0.9	11.3	↓ -6.5	669	↑ 7.7
2134	713	158	Ecole Nationale Supérieure de Chimie de Lille	HE	FRA	WE	1,140	↑ 23.6	45.8	↑ 5.3	64.1	↓ -1.0	1.3	↑ 0.8	0.9	15.6	↓ -3.4	545	↑ 9.0
2135	108	10	Tanta University	HE	EGY	ME	1,139	↑ 15.1	35.4	↓ -2.4	35.5	↑ 0.3	0.8	↓ -1.3	0.7	8.2	↓ -9.9	730	↑ 14.4
2136	436	60	Alberta Health Services	HL	CAN	NA	1,137	↓ -6.2	27.4	↑ 3.9	64.7	↓ -0.1	1.7	↓ -15.2	0.8	18.9	↓ -1.3	421	↓ -11.7
2137	714	81	Istituto Italiano di Tecnologia	OT	ITA	WE	1,137	↑ 83.7	48.9	↓ -1.4	60.1	↓ -0.6	1.8	↑ 2.8	0.8	25.8	↓ -4.9	373	↑ 106.1
2138	579	142	Toyota Central R&D Labs. Inc.	PR	JPN	AS	1,136	↑ 0.5	19.0	↑ 16.1	53.3	↑ 2.0	1.3	↓ -7.6	0.9	15.1	↓ -7.2	661	↓ -4.9
2139	715	82	Universita Campus Bio-Medico di Roma	HE	ITA	WE	1,136	↑ 4.0	27.4	↑ 8.7	59.2	↓ -1.1	1.5	↑ 12.8	0.8	17.3	↑ 17.7	535	↑ 1.3
2140	580	56	National Synchrotron Radiation Research Center Taiwan	GO	TWN	AS	1,135	↑ 5.4	38.2	↑ 9.5	73.4	↑ 2.9	0.9	↑ 1.1	0.9	9.9	↓ -0.4	272	↓ -8.7
2141	437	377	Children's Memorial Hospital	HL	USA	NA	1,134	↓ -6.3	18.7	↑ 4.7	68.7	↑ 0.7	1.6	→ 0.0	0.8	19.0	↑ 1.5	545	↓ -7.6
2142	716	159	Ecole Centrale de Nantes	HE	FRA	WE	1,133	↑ 10.1	35.0	↑ 3.9	31.4	↓ -2.0	1.3	↓ -2.2	0.8	18.2	↓ -7.5	683	↑ 9.8
2143	438	378	Georgia Southern University	HE	USA	NA	1,133	↑ 8.5	29.5	↓ -2.6	40.0	↑ 0.1	1.0	↓ -1.0	0.7	11.3	↓ -9.7	635	↑ 7.8
2144	581	62	Kongju National University	HE	KOR	AS	1,133	↑ 20.7	20.3	↓ -6.6	41.3	↑ 4.0	0.8	↑ 12.2	0.7	8.7	↑ 13.4	589	↑ 21.2
2145	582	244	Qingdao Technological University	HE	CHN	AS	1,131	↑ 29.6	8.8	↓ -4.7	9.8	↓ -5.9	0.5	↓ -4.2	0.8	4.0	↓ -22.9	751	↑ 40.6
2146	93	1	University of the West Indies, Mona Campus	HE	JAM	LA	1,128	↑ 6.3	37.2	↓ -3.6	29.8	↓ -5.4	0.7	↓ -6.5	0.7	3.8	↓ -12.0	844	↑ 8.3
2147	66	10	Auckland City Hospital	HL	NZL	OC	1,127	↑ 5.5	41.4	↑ 9.3	66.2	↓ -1.0	2.9	↑ 3.3	0.9	20.3	↑ 5.4	580	↑ 0.2
2148	119	17	University Hospital Brno	HL	CZE	EE	1,127	↑ 3.9	10.3	↑ 9.5	17.0	↑ 6.9	0.7	↑ 35.4	0.9	4.8	↑ 11.0	724	↑ 2.0
2149	120	17	Institute for High Energy Physics	GO	RUS	EE	1,126	↑ 4.0	76.6	↑ 3.5	66.3	↑ 2.8	2.2	↑ 6.2	1.0	25.3	↑ 11.5	279	↓ -8.2
2150	717	160	Universite de Perpignan Via Domitia	HE	FRA	WE	1,126	↑ 4.8	62.3	↑ 1.1	61.9	↑ 1.0	1.3	↓ -0.8	0.8	16.0	↑ 3.0	506	↓ -1.2
2151	67	11	Landcare Research	GO	NZL	OC	1,125	↓ -0.4	49.6	↑ 1.2	53.2	↓ -1.4	1.4	↓ -2.1	0.9	17.0	↑ 6.5	536	↓ -3.1
2152	94	46	Instituto Nacional de Pesquisas da Amazonia	GO	BRA	LA	1,124	↑ 13.9	32.8	↓ -6.4	29.0	↓ -11.4	0.7	↓ -7.7	0.9	7.2	↓ -2.7	530	↑ 12.5
2153	109	26	Razi University	HE	IRN	ME	1,123	↑ 26.2	16.2	↑ 5.3	34.8	↓ -1.9	0.9	↓ -4.2	0.8	11.0	↓ -9.7	729	↑ 23.8
2154	583	143	Tokyo City University	HE	JPN	AS	1,123	↑ 5.1	12.3	↓ -3.4	25.3	↓ -3.4	0.7	↑ 2.9	0.9	5.5	↓ -10.9	598	↑ 2.6
2155	718	83	Universita degli Studi Mediterranea di Reggio Calabria	HE	ITA	WE	1,123	↑ 4.4	16.8	↑ 4.7	39.3	↓ -4.0	1.0	→ 0.0	0.8	11.0	↓ -10.4	711	↑ 8.5
2156	584	50	Jamia Millia Islamia Central University	HE	IND	AS	1,122	↑ 15.7	23.2	↑ 3.6	36.1	↓ -6.1	0.9	→ 0.0	0.7	9.0	↓ -1.5	616	↑ 16.2
2157	585	144	Fukushima Medical University	HE	JPN	AS	1,120	↓ -7.2	16.9	↓ -2.5	52.1	↑ 2.3	1.0	↑ 6.6	0.8	9.7	↑ 6.4	623	↓ -11.9
2158	719	128	University of Wolverhampton	HE	GBR	WE	1,119	↑ 8.3	31.7	↑ 5.0	38.0	↓ -5.7	1.0	→ 0.0	0.8	12.8	↑ 0.1	717	↑ 10.3
2159	439	379	Qualcomm Incorporated	PR	USA	NA	1,118	↑ 5.9	24.8	↑ 3.4	54.9	↓ -4.3	2.2	↓ -6.9	1.0	26.2	↓ -5.6	617	↑ 3.5
2160	720	161	Institut de Radioprotection et de Surete Nucleaire	GO	FRA	WE	1,117	↑ 4.7	33.7	↑ 0.9	51.2	↓ -0.3	1.0	→ 0.0	0.9	10.4	↓ -4.1	626	↑ 6.8

WR/RR/CR World/Region/Country Rank

AF Africa AS Asia EE Eastern Europe LA Latin America ME Middle East NA Northern America OC Oceania WE Western Europe

GO Government HE Higher Education HL Health PR Private OT Others

WR	RR	CR	Organization	Sector	Country	Region	Output	O-VR(%)	IC(%)	IC-VR(%)	Q1(%)	Q1-VR(%)	NI	NI-VR(%)	Spec	Exc(%)	Exc-VR(%)	Leadership	Leadership-VR(%)
2161	721	84	Azienda Ospedaliera di Padova	HL	ITA	WE	1,116	↑ 1.6	23.4	↑ 7.4	60.0	↓ -0.6	● 1.6	↓ -6.3	0.9	17.1	↑ 6.3	576	↓ -2.0
2162	586	245	China Electric Power Research Institute	GO	CHN	AS	1,115	↑ 45.9	2.5	↑ 12.6	2.1	↓ -70.9	● 0.9	↓ -13.3	1.0	10.3	↓ -28.5	664	↑ 50.6
2163	440	380	Ohio State University Wexner Medical Center	HL	USA	NA	1,115	↑ 22.5	14.8	↑ 9.5	68.2	↓ -0.8	● 1.5	↓ -8.9	0.9	18.2	↑ 2.4	643	↑ 26.6
2164	722	85	Policlinico Universitario Agostino Gemelli	HL	ITA	WE	1,115	↑ 1.0	21.7	↑ 16.3	55.2	↓ -0.2	● 1.3	↑ 10.3	0.8	12.4	↑ 10.2	703	↓ -4.9
2165	441	381	Princeton Plasma Physics Laboratory	GO	USA	NA	1,115	↓ -1.8	34.8	↑ 6.0	72.7	↑ 3.3	● 2.2	↑ 5.9	1.0	18.9	↑ 2.3	493	↓ -2.6
2166	723	23	St. Antonius Hospital	HL	NLD	WE	1,114	↑ 11.6	20.5	↑ 2.7	64.8	↑ 0.3	● 2.0	↑ 14.0	0.9	18.8	↑ 12.0	532	↑ 11.3
2167	724	86	Ospedale Luigi Sacco	HL	ITA	WE	1,112	↑ 2.8	22.1	↑ 2.7	63.2	↓ -0.9	● 1.4	↑ 5.2	0.9	15.3	→ 0.0	525	→ 0.0
2168	587	9	University of Technology Petronas	HE	MYS	AS	1,112	↑ 66.7	21.6	↓ -7.1	12.4	↓ -5.9	● 0.8	↑ 3.7	0.8	9.8	↑ 15.2	909	↑ 67.7
2169	725	87	Istituto Nazionale per la Ricerca sul Cancro IRCCS	HL	ITA	WE	1,109	↓ -0.4	34.3	↑ 0.7	77.6	↓ 0.0	● 1.6	↓ -12.0	0.8	19.7	↓ -2.0	435	↓ -5.4
2170	442	382	Central Michigan University	HE	USA	NA	1,108	↑ 6.5	21.9	↑ 2.3	44.0	↑ 0.5	● 0.9	↓ -11.2	0.7	8.4	↓ -18.4	666	↑ 6.9
2171	726	162	Observatoire Astronomique Marseille Provence	GO	FRA	WE	1,107	↑ 18.8	88.8	↑ 4.6	70.6	↑ 3.5	● 1.8	↓ -2.1	1.0	23.1	↓ -6.5	257	↑ 3.2
2172	588	246	Yangtze University	HE	CHN	AS	1,107	↑ 19.9	6.3	↑ 21.5	11.5	↑ 21.6	● 0.5	↑ 25.0	0.8	4.5	↑ 32.1	660	↑ 26.4
2173	727	17	Athens University of Economics and Business	HE	GRC	WE	1,106	↑ 9.5	32.8	↑ 4.2	31.0	↑ 2.3	● 1.1	↓ -2.7	0.9	12.3	↓ -4.4	733	↑ 5.3
2174	589	247	Changchun University of Technology	HE	CHN	AS	1,106	↑ 49.3	2.7	↓ -4.2	11.7	↓ -22.8	● 0.5	→ 0.0	0.9	3.7	↓ -17.4	617	↑ 77.3
2175	443	383	Florida Agricultural & Mechanical University	HE	USA	NA	1,106	↓ -1.9	19.1	↓ -3.1	43.9	↓ -2.3	● 1.0	↓ -1.0	0.7	11.8	↓ -0.9	708	↓ -1.7
2176	121	4	Lithuanian University of Health Sciences	HE	LTU	EE	1,106	↑ 0.3	30.7	↑ 4.7	25.8	↑ 0.1	● 0.8	↓ -12.8	0.8	7.0	↑ 16.4	759	↓ -3.7
2177	95	1	University of the West Indies, St. Augustine Campus	HE	TTO	LA	1,106	↑ 1.2	48.4	↑ 1.5	38.1	↓ -4.1	● 0.7	↓ -1.4	0.6	6.7	↓ -6.3	789	→ 0.0
2178	122	6	Ivan Franko National University of Lviv	HE	UKR	EE	1,105	↓ -1.0	53.7	↑ 2.6	28.6	↑ 0.4	● 0.5	↓ -2.2	0.9	2.7	↓ -24.4	646	↓ -0.5
2179	123	6	University of Kragujevac	HE	SRB	EE	1,104	↑ 20.3	26.5	↑ 17.3	27.6	↓ -2.4	● 0.7	↑ 1.4	0.8	6.8	↑ 1.4	692	↑ 14.6
2180	590	248	Henan Agricultural University	HE	CHN	AS	1,103	↑ 25.5	10.1	↓ -5.9	20.7	↑ 0.4	● 0.5	↑ 6.5	0.9	4.0	↑ 15.1	720	↑ 30.9
2181	68	57	Monash Medical Centre	HL	AUS	OC	1,103	↑ 2.3	28.8	↑ 6.4	71.2	↓ -2.1	● 1.6	↑ 6.9	0.9	18.8	↑ 0.6	533	↓ -3.6
2182	728	24	National Institute for Subatomic Physics	GO	NLD	WE	1,103	↑ 2.1	89.4	↑ 1.0	72.6	↓ -2.3	● 2.2	↑ 6.4	1.0	23.9	↑ 4.5	152	↑ 6.3
2183	729	163	Universite Stendhal, Grenoble III	HE	FRA	WE	1,103	↑ 11.2	38.7	↑ 9.7	28.2	↓ -2.5	● 1.1	↑ 1.8	0.9	12.5	↓ -6.2	631	↑ 6.8
2184	124	11	Transilvania University of Brasov	HE	ROU	EE	1,102	↑ 54.1	23.2	↓ -13.5	9.8	↓ -20.4	● 0.7	↓ -5.8	0.9	5.3	↓ -16.2	852	↑ 56.0
2185	591	145	Asahikawa Medical College	HE	JPN	AS	1,101	↓ -1.8	23.6	↑ 3.4	50.1	↓ -5.4	● 1.0	↑ 7.2	0.8	10.7	↑ 1.0	599	↑ 0.2
2186	592	51	Punjab Agricultural University	HE	IND	AS	1,101	↓ -0.9	12.7	↑ 9.6	16.7	↓ -3.8	● 0.4	→ 0.0	0.9	3.3	↓ -4.1	832	↓ -1.4
2187	593	52	The Maharaja Sayajirao University of Baroda	HE	IND	AS	1,101	↑ 9.8	9.8	↑ 17.2	31.2	↓ -7.8	● 0.6	→ 0.0	0.8	5.6	↓ -1.8	824	↑ 7.4
2188	444	384	Thomas Jefferson National Accelerator Facility	GO	USA	NA	1,100	↓ -12.0	47.3	↓ -0.7	52.1	↑ 5.9	● 1.4	↑ 7.9	1.0	18.3	↑ 9.1	404	↓ -16.7
2189	594	146	Chubu University	HE	JPN	AS	1,097	↑ 6.3	24.3	↑ 11.7	43.4	↓ -1.8	● 1.0	↑ 4.3	0.7	9.7	↑ 5.9	500	↑ 7.3
2190	110	5	Saudi Arabian Oil Company	PR	SAU	ME	1,097	↓ -1.6	28.1	↑ 11.8	10.2	↓ -9.6	● 0.5	↓ -8.9	0.9	5.5	↓ -15.1	785	↓ -0.5
2191	125	4	Medical University of Sofia	HE	BGR	EE	1,096	↓ -0.5	33.1	↑ 3.0	26.5	↑ 4.4	● 0.6	↑ 3.3	0.8	5.3	↓ -4.3	693	↓ -3.1
2192	730	96	Brandenburgische Technische Universitat Cottbus	HE	DEU	WE	1,093	↑ 3.4	37.2	↑ 5.0	37.7	↓ -1.2	● 0.9	↑ 1.1	0.8	10.1	↑ 6.1	670	↑ 2.6
2193	126	34	Tadeusz Kosciuszko Cracow University of Technology	HE	POL	EE	1,093	↑ 3.7	21.9	↓ -1.1	27.9	↑ 4.7	● 0.6	↑ 3.5	0.8	5.0	↑ 12.4	714	↑ 3.0

WR/RR/CR World/Region/Country Rank

AF Africa AS Asia EE Eastern Europe LA Latin America ME Middle East NA Northern America OC Oceania WE Western Europe

GO Government HE Higher Education HL Health PR Private OT Others

WR	RR	CR	Organization	Sector	Country	Region	Output	O-VR(%)	IC(%)	IC-VR(%)	Q1(%)	Q1-VR(%)	NI	NI-VR(%)	Spec	Exc(%)	Exc-VR(%)	Leadership	Leadership-VR(%)
2194	127	18	University of Veterinary and Pharmaceutical Sciences Brno	HE	CZE	EE	1,093	↑ 8.5	25.3	↑ 2.1	21.3	↑ 0.3	0.7	→ 0.0	0.9	7.0	↑ 1.7	618	↑ 7.3
2195	445	385	Santa Clara University	HE	USA	NA	1,091	↑ 2.0	17.3	↑ 7.8	45.5	↓ -2.1	1.4	↑ 2.2	0.8	15.7	↓ -4.7	716	↑ 1.3
2196	595	2	University of Dhaka	HE	BGD	AS	1,091	↑ 19.9	43.2	↓ -5.8	24.6	↓ -2.0	0.7	↓ -12.0	0.7	6.7	↓ -14.1	558	↑ 21.8
2197	128	1	Yerevan State University	HE	ARM	EE	1,089	↑ 8.3	40.6	↓ -0.4	29.3	↑ 0.2	0.6	↑ 3.6	0.9	4.5	↑ 1.8	734	↑ 7.3
2198	596	147	Kwansei Gakuin University	HE	JPN	AS	1,087	↓ -0.5	26.6	↓ -3.2	42.0	↓ -2.7	0.8	↓ -3.8	0.8	7.6	↓ -7.2	604	↓ -5.6
2199	446	61	Children's Hospital of Eastern Ontario	HL	CAN	NA	1,084	↑ 8.4	32.9	↓ -0.2	58.7	↓ -1.9	1.9	↓ -1.5	0.9	20.7	↓ -2.3	476	↑ 5.8
2200	597	53	Sri Venkateswara University	HE	IND	AS	1,084	↑ 9.6	25.9	↑ 0.9	36.3	↓ -7.1	0.8	→ 0.0	0.8	8.1	↑ 7.7	771	↑ 10.0
2201	447	386	Geisinger Medical System	HL	USA	NA	1,083	↑ 12.6	17.5	↑ 18.0	66.5	↑ 1.5	1.5	↑ 8.5	0.9	16.9	↑ 5.6	619	↑ 9.4
2202	448	387	Appalachian State University	HE	USA	NA	1,082	↑ 13.9	14.4	↑ 3.8	43.8	↑ 0.0	0.9	→ 0.0	0.8	10.1	↓ -1.0	678	↑ 14.3
2203	96	16	Instituto Mexicano del Petroleo	GO	MEX	LA	1,082	↓ -13.2	19.4	↓ -7.4	50.4	↓ -7.2	0.8	↓ -1.2	0.9	8.1	↓ -9.4	565	↓ -16.5
2204	449	62	Saint Mary's University	HE	CAN	NA	1,082	↑ 2.9	47.2	↑ 2.1	50.9	↑ 3.7	1.0	↓ -3.8	0.8	10.6	↓ -3.0	534	↓ -0.2
2205	731	97	Zentralinstitut fur Seelische Gesundheit	GO	DEU	WE	1,082	↑ 14.1	35.3	↑ 4.3	62.8	↑ 3.3	1.6	↑ 2.5	0.9	20.2	↓ -2.0	576	↑ 12.3
2206	732	129	Norfolk and Norwich University Hospitals NHS Foundation Trust	HL	GBR	WE	1,080	↑ 2.8	15.1	↓ -0.3	51.3	↓ -4.7	1.3	↑ 11.5	0.9	11.2	↓ -0.9	642	↓ -1.1
2207	450	388	Tennessee Technological University	HE	USA	NA	1,079	↓ -2.1	17.8	↓ -1.0	31.0	↓ -10.0	0.8	↓ -7.9	0.8	8.4	↓ -12.6	742	↑ 0.5
2208	97	47	Comissao Nacional de Energia Nuclear Rio de Janeiro	GO	BRA	LA	1,078	↑ 7.3	17.0	↓ -4.7	31.2	↓ -5.6	0.7	↓ -5.7	0.9	5.7	↓ -2.4	669	↑ 7.7
2209	451	389	Ford Motor Company	GO	USA	NA	1,078	↓ -3.6	28.9	↑ 7.5	33.1	↓ -1.5	1.4	↓ -9.0	0.9	16.1	↓ -3.0	475	↓ -3.8
2210	452	390	General Atomics	PR	USA	NA	1,078	↓ -5.6	34.6	↑ 5.1	68.8	↓ -3.0	2.1	↑ 7.0	1.0	18.9	↑ 0.6	434	↓ -10.9
2211	733	88	Ospedali Riuniti di Bergamo	HL	ITA	WE	1,078	↑ 4.5	29.0	↑ 7.0	63.5	↓ -3.4	2.3	↑ 1.8	0.9	23.7	↑ 4.5	413	↑ 1.2
2212	111	50	Sakarya University	HE	TUR	ME	1,077	↑ 12.7	16.0	↓ -20.5	34.6	↓ -12.4	0.9	↓ -9.8	0.8	10.8	↓ -15.4	761	↑ 18.4
2213	129	12	Carol Davila University of Medicine and Pharmacy	HE	ROU	EE	1,075	↑ 32.1	20.4	↓ -6.3	18.3	↓ -13.7	0.6	↑ 3.5	0.9	5.9	↓ -4.2	648	↑ 31.4
2214	734	130	Goldsmiths, University of London	HE	GBR	WE	1,075	↑ 10.0	24.3	↑ 7.8	49.3	↓ -3.3	1.3	↑ 3.1	0.9	14.1	↓ -1.2	768	↑ 9.9
2215	735	131	London Metropolitan University	HE	GBR	WE	1,074	↑ 5.4	35.3	↑ 16.4	42.9	↓ -4.1	1.1	↓ -2.7	0.7	11.8	↓ -0.3	628	↓ -2.5
2216	736	11	St. James's Hospital	HL	IRL	WE	1,074	↑ 8.4	37.1	↑ 0.6	60.3	↓ -4.2	1.6	↑ 1.3	0.8	16.4	↓ -2.0	587	↑ 7.7
2217	598	148	Nara Women's University	HE	JPN	AS	1,073	↓ -5.1	34.0	↑ 5.4	56.9	↓ -3.2	1.0	→ 0.0	0.8	11.1	↑ 3.4	472	↓ -7.8
2218	737	164	Centre Hospitalaire Universitaire de Saint-Etienne	HL	FRA	WE	1,072	↓ -1.8	20.4	↓ -3.4	43.7	↑ 0.4	1.4	↑ 5.9	0.9	13.2	↑ 3.4	528	↓ -6.4
2219	112	27	Urmia University	HE	IRN	ME	1,072	↑ 28.4	14.2	↓ -9.6	19.4	↓ -3.0	0.7	↑ 3.1	0.8	5.9	↑ 1.7	750	↑ 30.2
2220	453	391	Cold Spring Harbor Laboratory	HL	USA	NA	1,071	↓ -4.3	44.0	↑ 5.4	92.6	↑ 0.1	3.1	↑ 2.7	0.9	44.1	↑ 3.5	470	↓ -6.7
2221	130	13	Iuliu Hatieganu University of Medicine and Pharmacy Cluj Napoca	HE	ROU	EE	1,071	↑ 32.9	18.9	↓ -3.2	14.9	↓ -4.3	0.5	↓ -6.9	0.9	5.3	↓ -4.0	685	↑ 35.4
2222	599	249	Nanjing Forestry University	HE	CHN	AS	1,071	↑ 29.8	18.0	↓ -5.3	17.0	↑ 14.0	0.5	↑ 17.9	0.8	4.2	↑ 25.7	652	↑ 26.6
2223	113	51	Gebze Institute of Technology	HE	TUR	ME	1,068	↑ 9.1	32.9	↓ -6.5	43.5	↓ -4.9	1.2	↓ -4.9	0.8	15.4	↓ -10.8	610	↑ 8.9
2224	738	82	Hospital Universitario Puerta de Hierro Majadahonda	HL	ESP	WE	1,068	↑ 3.5	12.6	↑ 3.6	45.6	↓ -2.2	1.0	↑ 10.6	0.9	8.8	↑ 4.4	607	↓ -4.6
2225	739	98	Universitat Trier	HE	DEU	WE	1,068	↑ 12.8	40.4	↑ 1.4	46.6	↑ 0.8	1.1	↑ 0.9	0.8	12.7	↓ -7.4	628	↑ 12.9

WR/RR/CR World/Region/Country Rank

AF Africa AS Asia EE Eastern Europe LA Latin America ME Middle East NA Northern America OC Oceania WE Western Europe

GO Government HE Higher Education HL Health PR Private OT Others

WR	RR	CR	Organization	Sector	Country	Region	Output	O-VR(%)	IC(%)	IC-VR(%)	Q1(%)	Q1-VR(%)	NI	NI-VR(%)	Spec	Exc(%)	Exc-VR(%)	Leadership	Leadership-VR(%)
2226	600	250	Jiangxi University of Science and Technology	HE	CHN	AS	1,067	↑ 22.9	4.9	↑ 14.3	11.4	↑ 3.3	0.5	↑ 6.4	0.9	5.6	↑ 17.3	687	↑ 27.9
2227	740	19	Orebro University Hospital	HL	SWE	WE	1,065	↑ 5.8	35.9	↑ 3.8	67.8	↓ -0.2	2.1	↓ -2.4	0.8	19.6	↓ -5.8	473	↑ 0.4
2228	454	392	University of North Texas Health Science Center	HL	USA	NA	1,065	↑ 10.2	21.7	↑ 6.9	68.5	↓ -4.0	1.1	→ 0.0	0.9	14.5	↓ -0.4	628	↑ 10.4
2229	69	58	Australian Defence Force Academy	HE	AUS	OC	1,064	↑ 8.8	34.5	↓ -0.5	36.5	↓ -2.0	1.1	↑ 2.9	0.8	11.4	↑ 3.5	719	↑ 8.0
2230	601	54	Tata Memorial Centre	GO	IND	AS	1,064	↑ 5.9	17.3	↓ -1.8	38.6	↓ -4.9	0.7	↓ -15.9	0.9	5.6	↑ 7.1	799	↑ 3.9
2231	455	63	Robarts Research Institute	HL	CAN	NA	1,063	↓ -6.2	34.2	↑ 0.5	71.1	↓ -1.8	1.8	↓ -6.4	0.8	20.6	↓ -7.3	541	↓ -9.4
2232	741	99	European Aeronautic Defence and Space Company	PR	DEU	WE	1,062	↑ 4.9	46.0	↑ 9.2	19.7	↓ -0.9	1.2	→ 0.0	0.9	10.2	↑ 3.1	559	↑ 1.3
2233	602	149	Aichi Medical University	HE	JPN	AS	1,061	↓ -1.4	16.1	↑ 15.6	50.7	↓ -0.4	0.8	↓ -1.2	0.8	6.2	↓ -9.6	558	↓ -1.9
2234	456	393	Baylor Health Care System	HL	USA	NA	1,061	↑ 5.3	20.1	↑ 4.3	75.1	↑ 3.2	2.2	↑ 4.8	0.9	21.4	↓ -1.1	523	↑ 0.8
2235	742	89	Universita degli Studi di Cassino	HE	ITA	WE	1,061	↑ 6.1	24.1	↑ 13.8	36.3	↓ -2.7	1.1	→ 0.0	0.8	12.2	↓ -8.7	662	↑ 3.6
2236	114	52	Fatih University	HE	TUR	ME	1,059	↑ 21.4	18.5	↑ 0.9	32.7	↓ -9.3	0.9	↑ 1.1	0.7	9.0	↑ 8.5	765	↑ 21.0
2237	457	394	James Madison University	HE	USA	NA	1,059	↑ 8.5	21.1	↑ 2.8	48.2	↓ -2.5	1.2	→ 0.0	0.7	14.3	↓ -3.8	587	↑ 6.5
2238	603	57	Chinese Culture University	HE	TWN	AS	1,058	↑ 21.9	10.3	↓ -8.8	34.5	↓ -13.2	0.8	↓ -4.6	0.7	9.8	↓ -10.7	569	↑ 30.5
2239	458	395	NEC Corporation of America	PR	USA	NA	1,058	↑ 5.5	24.5	↓ -2.2	37.3	↑ 0.9	2.0	↑ 2.6	0.9	27.1	↑ 1.1	497	↑ 7.3
2240	743	83	Hospital Universitario Miguel Servet	HL	ESP	WE	1,056	↑ 5.1	13.2	↑ 5.8	30.9	↑ 5.2	0.9	↓ -9.4	0.9	8.3	↑ 4.9	583	↑ 5.0
2241	744	13	Instituto Politecnico do Porto	HE	PRT	WE	1,056	↑ 21.0	20.7	↑ 4.6	29.7	↑ 5.5	1.2	↑ 3.5	0.8	12.5	↑ 6.0	605	↑ 18.4
2242	604	55	Jawaharlal Nehru Technological University, Hyderabad	HE	IND	AS	1,056	↑ 19.9	12.0	↑ 12.7	15.2	↓ -4.7	0.5	→ 0.0	0.8	3.9	↓ -4.4	311	↑ 9.1
2243	131	2	National Academy of Sciences of Armenia	GO	ARM	EE	1,054	↑ 9.3	42.0	↓ -0.7	25.9	↓ -2.5	0.4	↓ -2.6	0.8	2.3	↑ 3.2	729	↑ 10.3
2244	745	132	Institute of Education, University of London	HE	GBR	WE	1,050	↑ 2.9	16.7	↓ -1.7	55.1	↓ -3.0	1.6	↑ 1.9	0.9	19.3	↓ -1.3	749	↑ 4.0
2245	746	165	Universite Lille Nord de France - Pole de Recherche et d'Enseignement Superieur	HE	FRA	WE	1,050	↑ 219.1	32.5	↓ -1.1	50.1	↑ 3.7	1.6	↑ 2.6	0.6	15.8	↓ -20.8	586	↑ 222.0
2246	605	251	Central South University of Forestry and Technology	HE	CHN	AS	1,049	↑ 36.1	16.0	↓ -5.7	12.6	↓ -6.7	0.5	↑ 8.3	0.8	5.0	↑ 8.9	731	↑ 44.8
2247	747	133	North West London Hospitals NHS Trust	HL	GBR	WE	1,049	↓ -4.3	26.7	↑ 8.3	63.0	↑ 0.5	1.6	↓ -3.0	0.9	16.9	↓ -0.1	512	↓ -5.5
2248	459	396	Ball State University	HE	USA	NA	1,047	↑ 3.6	14.8	↑ 1.8	41.4	↓ -2.3	0.8	↓ -6.8	0.8	7.4	↓ -11.4	708	↑ 0.3
2249	606	56	Jamia Hamdard University	HE	IND	AS	1,047	↑ 13.8	16.7	↑ 10.6	31.1	↓ -2.2	0.8	↓ -1.2	0.9	9.7	↑ 0.4	697	↑ 10.6
2250	70	59	Central Queensland University	HE	AUS	OC	1,045	↑ 3.6	23.9	↑ 2.3	31.4	↓ -7.6	1.1	↓ -15.7	0.9	12.4	↓ -12.6	705	↑ 2.3
2251	748	90	Azienda Ospedaliera Universitaria San Martino	HL	ITA	WE	1,044	↑ 3.7	16.6	↑ 0.5	53.6	↓ -0.9	1.4	↓ -2.7	0.9	13.7	↓ -5.6	543	↑ 5.2
2252	749	166	Centre Hospitalier Universitaire de Poitiers	HL	FRA	WE	1,044	↓ -2.2	15.0	↑ 13.9	43.6	↑ 7.6	1.5	↑ 16.9	0.8	10.9	↑ 19.2	563	↓ -8.2
2253	750	100	Friedrich Loeffler Institutes Bundesforschungsinstitut fur Tiergesundheit	GO	DEU	WE	1,043	↑ 13.9	40.7	↑ 2.0	63.2	↑ 1.9	1.4	↑ 6.1	0.9	18.3	↑ 3.3	515	↑ 11.5
2254	460	397	Tiergen State University	HE	USA	NA	1,042	↑ 4.7	32.6	↑ 1.5	51.6	↑ 1.7	1.0	↑ 2.0	0.8	12.1	↓ -1.9	666	↑ 4.2
2255	461	398	California Pacific Medical Center	HL	USA	NA	1,041	↑ 12.9	22.4	↑ 8.0	77.0	↓ -1.3	2.6	↑ 2.4	0.9	25.5	↓ -2.4	434	↑ 12.1
2256	607	252	North China University of Technology	HE	CHN	AS	1,041	↑ 54.9	4.2	↓ -2.1	5.0	↑ 5.0	0.6	→ 0.0	0.9	6.9	↑ 8.1	785	↑ 58.6
2257	751	91	Ospedale Niguarda	HL	ITA	WE	1,039	↑ 0.9	22.6	↑ 5.9	54.1	↑ 0.4	1.6	↑ 12.3	0.9	17.2	↑ 11.3	446	↓ -2.8
2258	752	92	Azienda Ospedaliera San Gerardo Monza	HL	ITA	WE	1,038	↑ 2.9	25.1	↑ 3.5	66.0	↓ -0.9	2.1	↑ 3.0	0.9	18.0	↑ 3.7	501	↓ -2.7

WR/RR/CR World/Region/Country Rank

AF Africa AS Asia EE Eastern Europe LA Latin America ME Middle East NA Northern America OC Oceania WE Western Europe

GO Government HE Higher Education HL Health PR Private OT Others

WR	RR	CR	Organization	Sector	Country	Region	Output	O-VR(%)	IC(%)	IC-VR(%)	Q1(%)	Q1-VR(%)	NI	NI-VR(%)	Spec	Exc(%)	Exc-VR(%)	Leadership	Leadership-VR(%)
2259	753	134	UCL School of Pharmacy	HE	GBR	WE	1,037	↓ -1.5	46.3	↑ 9.0	74.0	↑ 0.5	● 1.9	↑ 2.8	0.9	24.5	↑ 2.4	567	↓ -3.7
2260	754	135	The Christie NHS Trust	HL	GBR	WE	1,036	↓ -4.3	31.3	↑ 7.4	67.3	↓ -4.5	● 2.2	↑ 3.4	0.9	17.8	↑ 0.4	447	↓ -12.7
2261	98	17	Universidad Autonoma de Baja California	HE	MEX	LA	1,036	↑ 14.5	41.8	↓ -6.6	26.1	↓ -6.8	● 0.6	↓ -7.8	0.7	5.0	↓ -15.3	570	↑ 22.3
2262	27	13	University of South Africa	HE	ZAF	AF	1,036	↑ 19.1	21.8	↓ -7.9	19.9	↓ -8.0	● 0.6	↑ 7.4	0.8	5.0	↑ 26.5	747	↑ 20.3
2263	608	63	Hannam University	HE	KOR	AS	1,035	↑ 23.2	26.5	↑ 1.5	28.9	↓ -12.4	● 0.8	↓ -4.7	0.8	8.8	↓ -20.3	631	↑ 30.6
2264	99	48	Universidade Federal de Mato Grosso	HE	BRA	LA	1,035	↑ 30.4	15.3	↓ -11.5	20.4	↓ -1.3	● 0.5	↓ -3.8	0.8	3.2	↑ 18.2	544	↑ 33.7
2265	609	64	Korea Institute of Energy Research	GO	KOR	AS	1,034	↑ 7.7	24.0	↓ -9.7	46.4	↓ -2.1	● 1.3	↓ -3.7	0.9	17.3	↓ -7.1	501	↑ 7.1
2266	462	399	California State University, Los Angeles	HE	USA	NA	1,033	↑ 2.0	24.6	↑ 7.4	50.5	↓ -1.0	● 1.2	↑ 1.7	0.7	14.5	↓ -2.8	610	↓ -0.2
2267	463	400	Texas Christian University	HE	USA	NA	1,033	↑ 6.8	19.0	↑ 8.5	51.1	↓ -3.5	● 1.2	↑ 0.9	0.8	13.1	↓ -5.5	700	↑ 7.0
2268	464	401	Carolinas Medical Center	HL	USA	NA	1,032	↑ 13.2	12.0	↑ 8.6	73.0	↓ -2.0	● 1.8	↑ 11.2	0.9	20.2	↑ 3.9	603	↑ 9.8
2269	610	253	Zhongyuan University of Technology	HE	CHN	AS	1,031	↑ 33.0	6.2	↑ 4.5	9.8	↓ -21.7	● 0.5	↑ 13.6	0.9	3.9	↓ -9.6	746	↑ 45.4
2270	71	60	University of Canberra	HE	AUS	OC	1,030	↑ 12.9	24.3	↓ -0.3	38.3	↓ -3.9	● 1.0	↓ -4.0	0.7	9.4	↓ -1.1	629	↑ 11.5
2271	755	84	Hospital General Universitario de Valencia	HL	ESP	WE	1,029	↑ 4.3	13.8	↑ 9.9	33.1	↓ -2.4	● 1.0	↓ -2.9	0.9	8.2	↑ 0.9	576	↑ 2.5
2272	756	167	Institut Universitaire de France	GO	FRA	WE	1,029	↑ 13.8	48.2	↑ 1.6	63.1	↓ -1.7	● 1.6	→ 0.0	0.7	17.8	↓ -8.0	160	↑ 14.3
2273	757	85	Institut Catala d'Oncologia, Hospitalet de Llobregat	HL	ESP	WE	1,023	↑ 11.0	57.7	↑ 2.5	72.4	↓ -0.5	● 2.8	↑ 0.4	0.9	30.3	↓ -4.0	314	↑ 6.1
2274	465	402	Southern Illinois University School of Medicine	HE	USA	NA	1,023	↑ 3.2	17.6	↓ -3.1	72.1	↓ -0.2	● 1.4	↓ -1.4	0.8	18.4	↓ -5.0	666	↑ 5.4
2275	100	49	Universidade Tecnologica Federal do Parana	HE	BRA	LA	1,023	↑ 29.0	16.9	↓ -12.3	17.9	↓ -2.1	● 0.6	↓ -9.4	0.8	4.5	↓ -7.0	623	↑ 30.3
2276	758	86	Institut d'Investigacio Biomedica de Bellvitge	HL	ESP	WE	1,022	↑ 21.7	38.1	↑ 13.0	72.9	↑ 2.2	● 2.2	↑ 3.3	0.8	22.8	↑ 4.1	493	↑ 16.0
2277	759	18	Helsinki Institute of Physics	GO	FIN	WE	1,021	↑ 8.6	78.2	↑ 0.5	68.9	↓ -0.1	● 2.1	↑ 2.9	1.0	25.3	↑ 3.6	362	↑ 7.4
2278	760	12	St. Vincent's University Hospital	HL	IRL	WE	1,021	↑ 8.8	29.4	↑ 2.8	61.2	↓ -1.7	● 1.5	↓ -1.9	0.8	16.2	↓ -2.9	658	↑ 8.4
2279	761	17	Paracelsus Medizinische Privatuniversitat	HE	AUT	WE	1,020	↑ 24.8	52.3	↑ 2.9	60.1	↓ -3.0	● 1.4	↓ -4.1	0.8	16.0	↓ -3.5	469	↑ 22.8
2280	132	1	Georgian National Academy of Sciences	GO	GEO	EE	1,019	↑ 2.1	52.6	↑ 4.0	30.5	↑ 2.6	● 0.9	↑ 17.8	0.8	5.7	↑ 22.4	600	↓ -2.8
2281	762	136	Napier University	HE	GBR	WE	1,019	↑ 6.7	31.1	↑ 5.7	40.0	↑ 1.4	● 1.3	↑ 9.1	0.8	14.0	↑ 5.5	647	↑ 4.4
2282	611	57	Bengal Engineering and Science University, Shibpur	HE	IND	AS	1,017	↑ 21.2	20.3	↓ -6.6	35.7	↓ -7.6	● 0.9	↑ 1.1	0.8	8.4	↓ -8.9	596	↑ 16.4
2283	763	18	Heraklion University General Hospital	HL	GRC	WE	1,016	↑ 5.3	23.3	↑ 23.0	59.4	↓ -1.4	● 1.2	↑ 3.4	0.9	12.3	↑ 6.5	623	→ 0.0
2284	612	58	National Cheng Kung University Hospital	HL	TWN	AS	1,016	↑ 12.4	11.1	↑ 3.6	58.0	↓ -1.7	● 1.0	↓ -6.7	0.8	8.8	↓ -3.4	517	↑ 5.7
2285	101	8	Pontificia Universidad Catolica de Valparaiso	HE	CHL	LA	1,014	↑ 14.2	41.9	↓ -6.5	33.9	↓ -8.1	● 0.7	↓ -4.3	0.8	5.0	↓ -20.2	618	↑ 15.5
2286	613	254	China West Normal University	HE	CHN	AS	1,012	↑ 22.7	7.3	↑ 2.2	20.5	↓ -4.1	● 0.6	↑ 3.3	0.8	6.3	↓ -4.1	675	↑ 25.2
2287	466	403	Los Angeles Biomedical Research Institute	HL	USA	NA	1,011	↑ 11.3	20.0	↑ 7.4	80.2	↓ -0.5	● 3.2	↓ -5.4	0.9	30.4	↓ -6.3	496	↑ 14.5
2288	102	50	Instituto Tecnologico de Aeronautica	HE	BRA	LA	1,010	↑ 11.7	22.1	↑ 0.3	27.8	↓ -7.9	● 0.8	↓ -4.8	0.8	7.6	↓ -12.0	544	↑ 17.0
2289	764	93	Ospedale Casa Sollievo della Sofferenza IRCCS	HL	ITA	WE	1,010	↑ 8.4	27.1	↓ -4.2	66.6	↓ -1.0	● 1.7	↑ 1.8	0.9	20.1	↑ 1.9	379	↑ 6.2
2290	614	58	Bharathidasan University	HE	IND	AS	1,009	↑ 10.8	29.4	↓ -6.2	32.6	↑ 1.7	● 0.7	↑ 1.4	0.8	6.7	↑ 4.9	645	↑ 7.3
2291	467	404	University of Tulsa	HE	USA	NA	1,008	↑ 2.4	18.2	↑ 2.7	33.4	↓ -9.6	● 0.9	↓ -2.2	0.7	9.2	↓ -11.2	607	↑ 4.7
2292	615	255	Jimei University	HE	CHN	AS	1,007	↑ 17.6	9.9	↑ 1.2	17.6	↓ -3.5	● 0.6	↓ -1.7	0.8	3.9	↑ 0.5	677	↑ 25.4
2293	28	4	University of Benin	HE	NGA	AF	1,007	↑ 10.4	10.7	↓ -8.6	10.9	↓ -12.6	● 0.3	↓ -8.6	0.8	2.6	↓ -8.6	699	↑ 8.7
2294	616	256	Sichuan Normal University	HE	CHN	AS	1,006	↑ 14.2	12.1	↑ 5.8	25.0	↑ 3.7	● 0.6	↑ 10.7	0.9	6.4	↑ 13.2	629	↑ 13.1
2295	617	257	East China Jiaotong University	HE	CHN	AS	1,005	↑ 38.4	5.3	↓ -21.9	7.8	↓ -12.0	● 0.4	↓ -4.3	0.9	3.8	↑ 5.6	655	↑ 57.8

WR/RR/CR World/Region/Country Rank

AF Africa AS Asia EE Eastern Europe LA Latin America ME Middle East NA Northern America OC Oceania WE Western Europe

GO Government HE Higher Education HL Health PR Private OT Others

WR	RR	CR	Organization	Sector	Country	Region	Output	O-VR(%)	IC(%)	IC-VR(%)	Q1(%)	Q1-VR(%)	NI	NI-VR(%)	Spec	Exc(%)	Exc-VR(%)	Leadership	Leadership-VR(%)
2296	618	150	University of Aizu	HE	JPN	AS	1,005	↑ 10.8	42.6	↑ 7.9	17.9	↑ 4.1	● 1.0	↓ -2.9	0.9	11.0	↓ -4.5	637	↑ 8.9
2297	72	12	Lincoln University, Lincoln	HE	NZL	OC	1,004	↑ 5.6	50.7	↓ -1.4	53.5	↓ -0.8	● 1.2	↑ 2.5	0.8	14.2	↓ -0.3	530	↑ 7.3
2298	29	5	University of Nigeria	HE	NGA	AF	1,004	↑ 33.2	17.8	↓ -12.1	20.8	↓ -7.1	● 0.4	→ 0.0	0.8	2.6	→ 0.0	713	↑ 34.5
2299	765	23	Schweizerisches Tropeninstitut	GO	CHE	WE	1,003	↑ 21.0	81.3	↓ -0.8	77.4	↓ -1.3	● 2.0	→ 0.0	0.9	28.8	↓ -4.2	393	↑ 20.9
2300	30	1	University of Botswana	HE	BWA	AF	1,003	↑ 3.7	44.2	↑ 0.3	25.8	↓ -6.1	● 0.6	↓ -6.3	0.8	4.2	↓ -11.3	704	↑ 2.8
2301	103	18	Colegio de Postgraduados	HE	MEX	LA	1,002	↑ 11.1	32.6	↑ 1.1	19.1	↓ -6.1	● 0.4	↓ -2.6	0.9	2.4	↑ 8.5	490	↑ 9.1
2302	468	64	BC Children's Hospital and Sunny Hill Health Centre for Children Vancouver	HL	CAN	NA	1,001	↑ 3.8	33.5	↓ -0.1	58.6	↓ -2.4	● 1.5	↓ -3.3	0.9	16.8	↑ 1.8	551	↓ -1.4
2303	766	12	Novo Nordisk A/S	PR	DNK	WE	1,001	↑ 1.3	62.6	↑ 3.0	77.3	↓ 0.0	● 2.6	↑ 3.7	0.8	25.3	↓ -1.9	286	↑ 4.0
2304	469	405	Western Kentucky University	HE	USA	NA	1,001	↑ 4.2	18.5	↑ 5.1	38.6	↓ -4.5	● 0.9	↓ -4.1	0.7	8.3	↓ -8.3	621	↑ 2.5
2305	73	61	Sir Charles Gairdner Hospital	HL	AUS	OC	1,000	↑ 4.8	27.6	↑ 3.7	65.5	↓ -1.4	● 1.8	↑ 8.0	0.8	15.5	↑ 2.3	466	↑ 4.0
2306	767	90	Centre Hospitalier Universitaire de Limoges	HL	FRA	WE	999	↓ -0.4	16.7	↑ 10.4	44.6	↑ 4.9	● 1.3	↑ 5.0	0.8	13.7	↑ 12.7	490	↓ -5.2
2307	74	62	Concord Repatriation General Hospital	HL	AUS	OC	999	↑ 14.8	27.1	↓ -0.4	70.7	↓ -1.9	● 1.4	↓ -3.4	0.8	17.6	↓ -10.3	458	↑ 10.9
2308	619	88	Tokyo University of Pharmacy and Life Science	HE	JPN	AS	999	↓ -4.9	16.6	↓ -0.8	65.1	↓ -1.9	● 0.9	↑ 4.7	0.9	6.7	↑ 6.6	590	↓ -7.5
2309	470	406	University of Maryland Biotechnology Institute	GO	USA	NA	999	↓ -8.6	37.8	↑ 9.7	81.7	↓ -2.1	● 1.6	↑ 5.3	0.8	20.3	↓ -3.7	500	↓ -13.3
2310	471	407	University of South Dakota	HE	USA	NA	998	↑ 1.2	17.0	↑ 1.8	60.5	↓ -0.7	● 1.2	↑ 6.2	0.7	13.3	↑ 4.5	620	↑ 0.5
2311	133	35	Bialystok University of Technology	HE	POL	EE	997	↑ 10.5	15.3	↓ -0.3	14.9	↑ 6.1	● 0.6	↑ 17.3	0.8	7.2	↑ 23.1	812	↑ 10.0
2312	620	89	Obihiro University of Agriculture and Veterinary Medicine	HE	JPN	AS	997	↓ -1.8	30.8	↑ 3.1	62.9	↓ -3.4	● 0.8	↓ -2.5	0.9	7.7	↓ -1.9	561	↓ -1.6
2313	115	2	American University of Sharjah	HE	ARE	ME	994	↑ 14.1	48.2	↓ -4.6	29.6	↓ -10.2	● 0.8	↑ 2.5	0.7	8.8	↑ 0.1	700	↑ 17.4
2314	621	65	Korea Institute of Geoscience and Mineral Resources	GO	KOR	AS	994	↑ 12.6	34.9	↑ 10.5	43.5	↑ 3.7	● 0.9	↑ 6.0	0.9	9.6	↑ 7.3	527	↑ 12.8
2315	472	408	Louisiana State University Agricultural Center	HE	USA	NA	994	↑ 11.3	21.5	↑ 9.8	48.2	↓ -1.1	● 0.9	↑ 3.7	0.9	8.4	↑ 6.2	589	↑ 15.3
2316	622	59	Taipei City Hospital	HL	TWN	AS	994	↑ 18.9	10.0	↓ -0.9	61.7	↓ -1.6	● 1.0	↓ -3.0	0.8	9.2	↓ -5.4	184	↑ 12.9
2317	768	94	Azienda Ospedaliera Universitaria Pisana	HL	ITA	WE	993	↑ 14.1	17.5	↑ 11.2	50.4	↓ -2.4	● 1.6	↑ 2.6	0.8	13.3	↑ 11.2	530	↑ 12.3
2318	623	1	Bandung Institute of Technology	HE	IDN	AS	993	↑ 24.9	43.0	↓ -7.4	22.6	↓ -10.3	● 0.7	↓ -13.4	0.7	5.3	↓ -17.7	613	↑ 28.0
2319	769	95	Consorzio Interuniversitario Nazionale per la Scienza e la Tecnologia dei Materiali	GO	ITA	WE	993	↑ 12.3	39.5	↑ 6.4	71.0	↓ -3.7	● 1.5	↑ 5.8	0.9	18.9	↑ 4.6	422	↑ 14.1
2320	624	141	Civil Aviation University of China	HE	CHN	AS	992	↑ 32.6	2.6	↓ -21.6	10.0	↓ -0.5	● 0.5	↑ 6.8	0.9	5.0	↑ 5.7	680	↑ 42.3
2321	625	142	Fuwai Heart Hospital and Cardiovascular Institute	HL	CHN	AS	992	↑ 8.5	21.0	↑ 4.2	55.0	↑ 5.7	● 1.3	↓ -20.2	0.9	10.9	↓ -9.5	682	↑ 5.4
2322	626	66	Sunchon National University	HE	KOR	AS	992	↑ 14.2	22.8	↓ -4.4	39.6	↓ -8.4	● 0.9	↑ 2.3	0.8	9.6	↓ -7.7	527	↑ 20.6
2323	473	409	Jackson Laboratory	HL	USA	NA	991	↓ -1.3	37.9	↑ 5.5	85.3	↑ 2.3	● 1.9	→ 0.0	0.9	24.6	↓ -1.9	356	↓ -4.6
2324	627	143	Taiyuan University of Science and Technology	HE	CHN	AS	991	↑ 36.1	4.9	↑ 28.3	6.4	↓ -10.9	● 0.4	↑ 4.8	0.9	3.3	↑ 14.7	579	↑ 40.5
2325	474	410	Group Health Cooperative	HL	USA	NA	990	↑ 3.4	15.7	↑ 22.8	85.6	↑ 0.8	● 2.9	↑ 6.6	0.9	32.0	↑ 3.1	325	↑ 3.2
2326	770	25	NXP Semiconductors	PR	NLD	WE	990	↑ 7.5	40.9	↑ 0.2	40.2	↑ 3.4	● 1.8	↑ 2.9	0.9	16.9	↑ 3.5	422	↑ 8.5
2327	134	18	Voronezh State University	HE	RUS	EE	990	↑ 1.0	16.3	↑ 5.5	11.5	↓ -8.9	● 0.3	↑ 4.0	0.9	2.0	↑ 11.3	777	→ 0.0
2328	628	90	Japan Society for the Promotion of Science	GO	JPN	AS	989	↑ 22.2	17.7	↓ -4.6	55.3	↓ -1.0	● 1.0	→ 0.0	0.7	10.7	↓ -8.0	88	↑ 18.9

WR/RR/CR World/Region/Country Rank

AF Africa AS Asia EE Eastern Europe LA Latin America ME Middle East NA Northern America OC Oceania WE Western Europe

GO Government HE Higher Education HL Health PR Private OT Others

WR	RR	CR	Organization	Sector	Country	Region	Output	O-VR(%)	IC(%)	IC-VR(%)	Q1(%)	Q1-VR(%)	NI	NI-VR(%)	Spec	Exc(%)	Exc-VR(%)	Leadership	Leadership-VR(%)
2329	629	59	Seth Gordhandas Sunderdas Medical College and King Edward Memorial Hospital	HL	IND	AS	989	↑ 10.5	9.3	↓ -11.4	26.1	↓ -9.2	0.6	↓ -1.8	0.9	2.9	↓ -9.2	763	↑ 12.0
2330	475	411	Duquesne University	HE	USA	NA	988	↑ 3.0	12.4	↑ 9.7	58.2	↓ -1.9	1.0	→ 0.0	0.8	11.9	↓ -3.6	671	↑ 1.7
2331	771	87	Moorfields Eye Hospital NHS Trust	HL	GBR	WE	988	↑ 7.9	32.7	↑ 8.9	74.8	↓ -1.8	1.7	↑ 0.6	1.0	18.0	↑ 2.6	484	↑ 8.5
2332	630	12	Ramathibodi Hospital	HL	THA	AS	988	↑ 5.3	27.3	↑ 8.2	38.5	↓ -0.9	0.8	↓ -5.7	0.9	7.4	↑ 8.5	573	↑ 2.9
2333	772	13	Copenhagen Business School	HE	DNK	WE	987	↑ 17.6	44.1	↑ 8.4	42.7	↓ -5.1	1.7	↑ 11.5	0.9	18.3	↓ -2.7	672	↑ 16.5
2334	476	65	TRIUMF - National Laboratory for Particle and Nuclear Physics	GO	CAN	NA	987	↓ -1.2	80.9	↑ 1.3	66.0	↑ 5.3	1.6	↑ 5.4	1.0	16.1	↑ 17.6	228	↓ -13.3
2335	773	13	Beaumont Hospital	HL	IRL	WE	985	↑ 3.7	29.1	↑ 0.3	58.7	↓ -3.6	1.2	↓ -19.2	0.9	11.3	↓ -5.9	632	↑ 1.8
2336	631	144	Jiangsu University of Science and Technology	HE	CHN	AS	984	↑ 26.5	8.1	↓ -5.6	11.9	↑ 14.2	0.5	↑ 6.4	0.8	4.9	↑ 4.2	640	↑ 26.5
2337	135	3	National Technical University of Ukraine - Kyiv Polytechnic Institute	HE	UKR	EE	984	↑ 14.0	26.7	↓ -5.4	10.1	↓ -16.5	0.3	↓ -15.0	0.9	2.2	↓ -7.6	684	↑ 15.5
2338	104	3	Pontificia Universidad Javeriana	HE	COL	LA	984	↑ 28.6	41.0	↓ -0.5	23.7	↓ -11.2	0.6	↑ 7.3	0.7	6.0	↑ 9.9	589	↑ 28.6
2339	774	88	University of Huddersfield	HE	GBR	WE	984	↑ 13.6	27.0	↓ -7.1	45.7	↓ -6.2	1.1	↓ -6.7	0.8	11.3	↓ -14.5	623	↑ 19.1
2340	775	96	Istituti Ortopedici Rizzoli	HL	ITA	WE	983	↑ 2.4	29.3	↑ 7.4	67.1	↓ -2.6	1.2	↑ 0.8	0.9	16.4	↑ 2.6	582	↑ 0.3
2341	632	91	National Center for Global Health and Medicine	HL	JPN	AS	983	↑ 8.6	21.4	↓ -3.8	58.0	↓ -3.9	1.4	↑ 19.2	0.8	12.1	↑ 10.1	376	↑ 9.6
2342	136	4	Lviv Polytechnic National University	HE	UKR	EE	982	↑ 20.0	28.3	↓ -3.9	11.2	↓ -15.2	0.4	↑ 2.8	0.9	0.7	↑ 34.0	741	↑ 22.1
2343	776	87	Instituto Nacional de Tecnica Aeroespacial Esteban Terradas	GO	ESP	WE	980	↑ 24.7	57.5	↑ 12.6	67.8	↑ 9.1	1.1	↑ 2.8	0.9	14.3	↓ -4.3	387	↑ 9.0
2344	777	18	International Atomic Energy Agency	GO	AUT	WE	978	↑ 1.9	79.6	↑ 2.0	44.6	↑ 1.2	1.0	→ 0.0	0.9	11.8	↑ 1.3	374	↑ 2.2
2345	778	88	Centro de Investigacion Biomedica en Red de Enfermedades Raras	HL	ESP	WE	977	↑ 60.2	40.0	↑ 5.2	68.8	↑ 0.1	1.3	↑ 1.6	0.9	14.5	↓ -1.5	215	↑ 88.6
2346	779	14	Instituto Tecnologico e Nuclear	GO	PRT	WE	976	↑ 6.8	61.5	↓ -1.8	58.2	↓ -3.3	0.9	↑ 4.5	0.9	8.3	↓ -6.4	429	↑ 7.3
2347	633	60	National Institute of Technology Rourkela	HE	IND	AS	976	↑ 42.9	9.7	↓ -7.7	25.9	↓ -1.6	0.9	↑ 1.1	0.8	12.9	↓ -0.6	735	↑ 46.1
2348	477	412	Detroit Medical Center	HL	USA	NA	975	↑ 13.6	18.5	↑ 4.2	57.2	↓ -0.6	1.6	↑ 0.6	0.8	18.1	↓ -5.1	510	↑ 17.2
2349	780	91	Institut Pierre Simon Laplace	GO	FRA	WE	975	↑ 5.4	67.0	↓ -0.7	76.2	↑ 1.6	1.8	↑ 6.4	1.0	24.8	↑ 1.2	425	↑ 1.9
2350	105	51	Instituto Butantan	HL	BRA	LA	975	↑ 6.6	24.5	↓ -10.3	45.6	↓ -7.2	0.8	↑ 2.7	0.9	6.1	↑ 11.1	489	↑ 6.1
2351	106	52	Universidade Federal de Ouro Preto	HE	BRA	LA	975	↑ 18.9	21.6	↓ -9.9	32.5	↓ -2.0	0.7	↓ -5.8	0.8	6.0	↓ -7.2	476	↑ 20.8
2352	781	97	Universita Commerciale Luigi Bocconi	HE	ITA	WE	975	↑ 18.2	44.8	↑ 5.0	54.3	↓ -2.9	1.6	↑ 2.5	0.9	21.5	↓ -1.9	602	↑ 16.2
2353	137	1	Academy of Sciences of Moldova	GO	MDA	EE	974	→ 0.0	74.0	↑ 0.6	32.3	↓ -1.6	0.7	↓ -1.4	0.9	6.0	↓ -3.7	510	↓ -2.1
2354	782	24	Nestle Switzerland	PR	CHE	WE	974	↓ -0.9	66.4	↑ 2.4	77.5	↑ 0.4	1.8	↓ -1.1	0.8	26.2	↓ 0.0	468	↓ -1.5
2355	478	413	University of California, Merced	HE	USA	NA	974	↑ 24.6	28.4	↓ -4.9	64.6	↓ -2.9	1.7	↑ 3.1	0.7	20.6	↑ 4.1	502	↑ 25.5
2356	783	89	Centro de Investigacion Biomedica en Red en Bioingenieria, Biomateriales y Nanomedicina	HL	ESP	WE	973	↑ 67.8	39.4	↑ 1.0	65.4	↑ 6.5	1.4	↑ 6.8	0.8	19.7	↑ 8.4	210	↑ 64.1
2357	784	90	Complejo Hospitalario Regional Virgen de las Nieves	HL	ESP	WE	973	↑ 2.0	12.0	↑ 5.2	36.8	↓ -7.6	0.9	↑ 1.1	0.9	7.5	↓ -4.7	488	↑ 1.5
2358	634	92	Toyota Technological Institute	HE	JPN	AS	973	↑ 0.4	19.4	↓ -1.0	39.3	↓ -5.1	0.9	↓ -5.1	0.9	8.0	↓ -17.3	654	↑ 2.3
2359	785	14	Danish Cancer Society	GO	DNK	WE	972	↑ 6.2	64.0	↑ 2.7	85.9	↓ -2.0	2.0	↓ -0.5	0.9	28.7	↓ -1.9	335	↑ 4.0

WR/RR/CR World/Region/Country Rank

AF Africa AS Asia EE Eastern Europe LA Latin America ME Middle East NA Northern America OC Oceania WE Western Europe

GO Government HE Higher Education HL Health PR Private OT Others

WR	RR	CR	Organization	Sector	Country	Region	Output	O-VR(%)	IC(%)	IC-VR(%)	Q1(%)	Q1-VR(%)	NI	NI-VR(%)	Spec	Exc(%)	Exc-VR(%)	Leadership	Leadership-VR(%)
2360	635	6	Tan Tock Seng Hospital	HL	SGP	AS	971	↑ 4.1	26.4	↑ 0.4	59.8	↓ -5.7	● 1.1	↑ 10.9	0.9	11.2	↑ 9.0	551	↑ 3.6
2361	107	53	Universidade Federal de Mato Grosso do Sul	HE	BRA	LA	971	↑ 19.1	14.1	↓ -11.5	20.1	↓ -1.4	● 0.6	↓ -1.7	0.8	3.8	↓ -1.5	527	↑ 18.2
2362	636	61	National Institute of Mental Health and Neuro Sciences	HE	IND	AS	970	↑ 21.1	16.8	↓ -7.2	43.6	↓ -9.5	● 0.7	↓ -12.5	0.9	5.3	↓ -25.8	732	↑ 22.2
2363	637	93	Chiba Institute of Technology	HE	JPN	AS	969	↑ 7.1	14.6	↓ -0.3	29.8	↓ -4.0	● 0.7	↑ 2.8	0.8	4.9	↑ 1.0	526	↑ 3.3
2364	638	145	Hubei University of Technology	HE	CHN	AS	969	↑ 39.6	4.2	↑ 5.0	7.1	↓ -17.7	● 0.3	↓ -5.9	0.9	2.1	↓ -24.6	604	↑ 55.7
2365	639	146	Chongqing Jiaotong University	HE	CHN	AS	968	↑ 33.0	7.8	↓ -10.4	11.8	↓ -5.8	● 0.6	↓ -1.6	0.9	6.3	↓ -7.2	607	↑ 43.2
2366	640	147	Henan Institute of Science and Technology	HE	CHN	AS	966	↑ 49.1	7.7	↓ -24.8	15.0	↓ -18.2	● 0.6	↓ -5.1	0.8	5.1	↓ -3.6	496	↑ 49.4
2367	116	28	Shahid Chamran University	HE	IRN	ME	966	↑ 38.6	11.7	↓ -11.4	14.6	↑ 3.8	● 0.5	↑ 2.0	0.8	4.5	↑ 17.8	698	↑ 38.5
2368	138	3	Technical University of Sofia	HE	BGR	EE	964	↑ 19.9	39.6	↑ 1.8	10.9	↓ -19.7	● 0.4	↓ -2.3	0.9	3.0	↓ -20.4	587	↑ 19.8
2369	641	94	Kanazawa Medical University	HE	JPN	AS	963	↑ 2.1	16.5	↓ -0.2	50.8	↓ -5.5	● 0.8	↑ 7.9	0.8	8.9	↑ 2.8	491	↓ -6.3
2370	642	148	Harbin Normal University	HE	CHN	AS	961	↑ 29.2	11.2	↓ -3.8	24.8	↑ 3.6	● 0.6	↑ 10.5	0.8	7.1	↑ 9.6	491	↑ 42.7
2371	117	11	Helwan University Cairo	HE	EGY	ME	961	↑ 12.4	33.0	↑ 8.5	26.0	↑ 0.2	● 0.6	↑ 1.6	0.7	5.6	↑ 1.5	486	↑ 5.4
2372	786	101	Leibniz Institut fur Polymerforschung Dresden	GO	DEU	WE	961	↑ 4.7	45.6	↓ -0.6	66.8	↓ -0.3	● 1.6	↑ 2.5	0.9	21.1	↑ 1.1	553	↑ 8.6
2373	787	102	Astrophysikalisches Institut Potsdam	GO	DEU	WE	960	↓ -2.8	77.0	↑ 1.8	62.7	↑ 1.2	● 1.4	↑ 1.4	1.0	15.2	↓ -2.4	357	↓ -7.8
2374	788	25	F. Hoffmann-La Roche, Ltd.	PR	CHE	WE	960	↑ 2.2	70.3	↑ 1.6	79.2	↓ -1.1	● 2.6	↑ 3.2	0.9	28.0	↑ 1.3	340	↑ 3.3
2375	479	66	Institute for Clinical Evaluative Sciences	HL	CAN	NA	959	↑ 8.1	23.7	↑ 1.4	77.7	↓ -0.4	● 2.7	↓ -3.2	0.9	30.0	↓ -2.8	311	↑ 11.1
2376	643	258	Shandong Polytechnic University	HE	CHN	AS	959	↑ 9.1	8.2	↑ 2.0	20.0	↓ -1.1	● 0.6	↑ 12.0	0.8	6.7	↑ 11.2	501	↑ 12.3
2377	789	91	Hospital de Sant Joan de Deu de Esplugues de Llobregat	HL	ESP	WE	957	↑ 8.5	31.9	↑ 7.3	44.6	↑ 2.5	● 1.2	↑ 6.3	0.9	13.6	↑ 5.8	547	↑ 5.6
2378	790	103	Senckenberg Forschungsinstitut und Naturmuseum	GO	DEU	WE	957	↑ 17.3	57.6	↑ 3.5	47.1	↑ 5.9	● 1.1	↑ 15.2	0.9	13.3	↑ 22.8	478	↑ 16.6
2379	644	7	Singapore-MIT Alliance	HE	SGP	AS	957	↑ 0.6	54.7	↑ 11.8	72.3	↑ 3.4	● 1.9	↑ 1.6	0.8	24.5	↓ -6.5	356	↓ -4.6
2380	791	168	Centre Leon-Berard	HL	FRA	WE	956	↑ 6.8	31.2	↑ 4.9	58.0	↑ 1.5	● 2.1	↓ -7.6	0.9	14.2	↑ 7.1	355	↑ 5.0
2381	480	67	University of Northern British Columbia	HE	CAN	NA	956	↑ 2.1	38.9	↑ 10.4	54.2	↓ -3.6	● 1.1	→ 0.0	0.8	11.5	↑ 3.1	548	→ 0.0
2382	792	98	Istituto Auxologico Italiano IRCCS	HL	ITA	WE	955	↑ 8.4	32.6	↑ 5.1	67.5	↑ 0.5	● 2.2	→ 0.0	0.9	21.6	↑ 0.5	357	↑ 11.2
2383	75	63	Women's and Children's Hospital	HL	AUS	OC	955	↓ -1.3	36.3	↑ 6.3	71.0	↓ -1.4	● 1.9	↑ 5.0	0.8	20.3	↑ 6.9	421	↓ -5.0
2384	139	36	Czestochowa University of Technology	HE	POL	EE	954	↑ 18.1	20.0	↑ 8.6	23.7	↓ -6.2	● 0.5	↓ -1.8	0.9	3.9	↓ -11.1	761	↑ 19.1
2385	645	259	Guilin University of Technology	HE	CHN	AS	954	↑ 23.9	5.0	↑ 17.2	19.3	↑ 6.9	● 0.5	↑ 5.9	0.9	4.7	↑ 5.8	506	↑ 33.2
2386	140	37	Rzeszow University of Technology	HE	POL	EE	954	↑ 9.8	22.1	↑ 0.1	32.7	↓ -0.6	● 0.6	↑ 7.4	0.8	4.1	↓ -2.4	714	↑ 7.4
2387	481	414	Southern Illinois University Edwardsville	HE	USA	NA	954	↑ 4.0	12.3	↑ 4.1	39.9	↓ -0.2	● 0.8	↓ -4.8	0.7	8.6	↓ -8.5	635	↑ 3.4
2388	793	99	Universita degli Studi del Molise	HE	ITA	WE	950	↑ 8.0	24.4	↑ 7.4	58.3	↑ 1.4	● 1.0	↑ 7.5	0.8	9.9	↑ 19.1	402	↑ 3.6
2389	794	19	Evangelismos Hospital	HL	GRC	WE	949	↑ 4.5	20.7	↓ -0.2	54.4	↓ -5.1	● 1.0	↑ 15.9	0.9	7.8	→ 0.0	492	↑ 2.1
2390	795	104	Max Born Institut fur Nichtlineare Optik und Kurzzeitspektroskopie	GO	DEU	WE	947	↓ -2.1	63.3	↑ 0.1	59.7	↑ 0.5	● 1.5	↓ -7.0	1.0	18.2	↓ -2.9	504	↓ -6.8
2391	482	415	Long Island University	HE	USA	NA	946	↑ 5.3	13.6	↓ -4.3	49.4	↓ -3.0	● 0.9	↑ 4.9	0.8	10.3	↓ -3.7	590	↑ 6.7
2392	483	416	Teachers College, Columbia University	HE	USA	NA	946	↑ 0.2	11.5	↑ 23.6	53.3	↓ -3.1	● 1.4	↓ -3.4	0.9	17.0	↓ -4.2	561	↓ -3.1
2393	484	417	Scripps Health	HL	USA	NA	945	↑ 6.3	18.6	↑ 3.4	70.8	↓ -1.4	● 2.5	↑ 13.1	0.9	24.5	↑ 0.8	451	↑ 0.7
2394	108	54	Universidade Federal de Sergipe	HE	BRA	LA	945	↑ 40.2	15.7	↑ 1.5	30.9	↓ -4.0	● 0.6	↑ 5.4	0.7	4.5	↑ 13.9	521	↑ 49.3

WR/RR/CR World/Region/Country Rank

AF Africa AS Asia EE Eastern Europe LA Latin America ME Middle East NA Northern America OC Oceania WE Western Europe

GO Government HE Higher Education HL Health PR Private OT Others

WR	RR	CR	Organization	Sector	Country	Region	Output	O-VR(%)	IC(%)	IC-VR(%)	Q1(%)	Q1-VR(%)	NI	NI-VR(%)	Spec	Exc(%)	Exc-VR(%)	Leadership	Leadership-VR(%)
2395	141	19	University Hospital in Olomouc	HL	CZE	EE	945	↑ 11.2	9.6	↑ 4.9	17.8	↑ 2.8	0.4	↑ 12.5	0.9	3.2	↑ 34.7	636	↑ 12.4
2396	796	100	Azienda Ospedaliera San Paolo	HL	ITA	WE	942	↑ 3.6	27.3	↑ 6.9	63.2	↓ -0.5	1.3	↑ 1.6	0.9	13.9	↑ 0.4	450	↑ 0.9
2397	485	418	San Francisco General Hospital Medical Center	HL	USA	NA	942	↑ 3.9	21.9	↑ 4.4	81.4	↑ 0.1	2.6	↓ -3.0	0.9	26.9	↑ 5.5	454	↓ -0.2
2398	109	12	Universidad Nacional del Comahue	HE	ARG	LA	940	↑ 15.1	39.4	↓ -0.4	36.8	↑ 0.9	1.0	↑ 10.8	0.8	8.5	↑ 8.8	586	↑ 15.6
2399	646	151	Okayama University of Science	HE	JPN	AS	937	↓ -1.5	22.5	↑ 0.5	46.7	↓ -5.4	0.7	→ 0.0	0.8	5.5	↑ 0.6	496	↓ -0.2
2400	797	26	Universitat St. Gallen	HE	CHE	WE	937	↑ 12.8	40.1	↑ 9.0	30.1	↓ -9.0	1.6	↓ -3.7	0.9	18.7	↓ -4.6	649	↑ 13.1
2401	798	137	Brighton and Sussex University Hospitals NHS Trust	HL	GBR	WE	935	↑ 2.5	12.4	↑ 7.8	56.4	↓ -0.2	1.3	↑ 12.7	0.9	11.1	↑ 3.7	562	↑ 1.3
2402	799	15	Instituto Nacional dos Recursos Biologicos	GO	PRT	WE	935	↑ 10.8	37.5	↑ 3.5	51.4	↑ 3.1	1.0	↓ -1.0	0.9	8.5	↑ 3.2	462	↑ 8.2
2403	486	419	Procter and Gamble Company	PR	USA	NA	934	↓ -7.6	48.3	↑ 7.5	57.7	↓ -3.1	1.9	↓ -3.1	0.8	21.3	↓ -2.2	334	↓ -11.9
2404	110	55	Universidade Federal do ABC	HE	BRA	LA	933	↑ 62.8	37.5	↓ -1.0	59.0	↑ 0.2	1.6	↑ 6.2	0.8	17.2	↑ 6.4	340	↑ 65.9
2405	647	260	Beijing Climate Centre	GO	CHN	AS	932	↑ 19.6	28.9	↑ 0.8	28.3	↑ 6.6	0.8	↓ -2.6	0.9	7.3	↓ -8.1	353	↑ 24.7
2406	800	101	Associazione EURATOM-ENEA sulla Fusione	GO	ITA	WE	930	↑ 0.5	62.7	↓ -0.2	74.1	↓ -1.7	1.5	↑ 2.0	1.0	12.9	↓ -0.8	534	↑ 2.5
2407	801	169	Ecole Nationale Veterinaire, Agroalimentaire et de l'Alimentation de Nantes-Atlantique	HE	FRA	WE	930	↓ -0.2	32.6	↑ 5.4	55.1	↑ 1.6	1.1	↑ 3.9	0.9	11.9	↑ 0.8	498	↓ -1.0
2408	487	420	Towson University	HE	USA	NA	930	↑ 9.3	15.0	↑ 13.6	40.0	↓ -0.5	0.9	↑ 4.5	0.9	10.2	↑ 1.0	587	↑ 8.5
2409	802	19	Belgian Nuclear Research Centre	GO	BEL	WE	929	↑ 1.3	63.0	↑ 2.7	50.2	↑ 5.0	1.2	↑ 5.4	0.9	14.6	↑ 4.9	463	↓ -1.1
2410	803	16	Centro Hospitalar de Lisboa Norte	HL	PRT	WE	929	↑ 10.2	27.6	↓ -0.7	47.9	↑ 0.9	1.0	↓ -5.7	0.9	12.0	↓ -2.3	520	↑ 5.9
2411	111	56	Universidade Federal de Alagoas	HE	BRA	LA	929	↑ 21.0	29.5	↓ -7.2	34.9	↓ -5.0	0.7	↓ -7.9	0.7	7.3	↓ -11.3	503	↑ 22.7
2412	804	92	Centro Nacional de Investigaciones Cardiovasculares	HL	ESP	WE	928	↑ 60.6	39.0	↑ 12.7	50.2	↓ -10.1	1.4	↓ -4.1	0.7	18.4	↓ -7.4	475	↑ 68.4
2413	805	138	Royal Victoria Hospital	HL	GBR	WE	928	↓ -3.3	22.2	↑ 6.6	62.3	↓ -1.3	1.3	↑ 8.1	0.9	12.4	↑ 10.2	530	↓ -2.8
2414	31	6	Ahmadu Bello University	HE	NGA	AF	927	↑ 24.8	15.8	↑ 12.5	10.1	↓ -14.4	0.4	↑ 2.6	0.9	2.4	↑ 26.0	640	↑ 19.2
2415	488	421	American Association for the Advancement of Science	OT	USA	NA	927	↑ 55.5	7.7	↓ -42.2	92.9	↑ 7.7	1.6	↓ -32.6	0.9	3.4	↓ -47.3	757	↑ 83.3
2416	806	102	Azienda Ospedaliera Universitaria Senese	HL	ITA	WE	927	↓ -4.3	24.5	↑ 8.4	54.6	↓ -1.9	1.2	↑ 13.2	0.9	13.3	↑ 10.7	588	↓ -9.8
2417	112	13	Comision de Investigaciones Cientificas	GO	ARG	LA	927	↑ 6.8	37.7	↓ -0.1	42.5	↓ -5.4	0.7	→ 0.0	0.8	5.3	↓ -2.6	295	↑ 6.5
2418	76	13	GNS Science	PR	NZL	OC	927	↑ 11.6	63.1	↑ 1.1	70.3	↓ -3.7	1.7	↑ 3.7	0.9	20.5	↓ -1.4	417	↑ 8.6
2419	807	93	Hospital Clinico Universitario Lozano Blesa	HL	ESP	WE	927	↓ -0.6	12.6	↑ 3.3	34.6	↓ -4.1	1.2	↓ -11.6	0.9	11.5	↑ 3.3	470	↓ -4.5
2420	489	422	University of Michigan, Dearborn	HE	USA	NA	926	↓ -1.0	25.1	↑ 3.6	37.5	↓ -3.0	1.2	↓ -11.2	0.8	13.3	↓ -17.6	566	→ 0.0
2421	142	19	Tomsk Polytechnical University	HE	RUS	EE	925	↓ -10.3	21.2	↑ 9.2	17.2	↑ 11.5	0.4	↑ 9.1	0.9	2.8	↑ 12.9	644	↓ -13.4
2422	808	94	Hospital de Cruces	HL	ESP	WE	924	↑ 8.3	16.9	↑ 2.1	43.0	↑ 2.7	1.4	↑ 20.2	0.9	12.9	↑ 10.1	474	↑ 6.0
2423	648	8	Singapore Management University	HE	SGP	AS	924	↑ 15.2	59.0	↑ 4.4	43.9	↓ -5.3	1.7	↑ 3.8	0.9	20.0	↓ -4.8	482	↑ 15.3
2424	490	68	St. Francis Xavier University	HE	CAN	NA	924	↑ 2.6	52.3	↑ 1.9	38.7	↓ -7.2	1.0	↑ 2.0	0.7	10.9	↑ 0.2	451	↓ -1.5
2425	809	12	Statoil ASA	PR	NOR	WE	924	NA	37.8	NA	28.3	NA	1.1	NA	0.9	12.1	NA	353	NA
2426	143	20	Institute for Clinical and Experimental Medicine	HL	CZE	EE	923	↑ 3.6	24.8	↑ 2.4	35.3	↓ -2.9	1.2	↑ 3.3	0.9	8.7	↑ 7.4	518	↑ 5.3
2427	810	170	Universite Europeenne de Bretagne - Pole de Recherche et d'Enseignement Superieur	GO	FRA	WE	923	↑ 116.2	33.5	↑ 10.0	49.6	↑ 3.9	1.1	↑ 8.6	0.7	13.0	↑ 3.2	461	↑ 99.6

WR/RR/CR World/Region/Country Rank

AF Africa AS Asia EE Eastern Europe LA Latin America ME Middle East NA Northern America OC Oceania WE Western Europe

GO Government HE Higher Education HL Health PR Private OT Others

WR	RR	CR	Organization	Sector	Country	Region	Output	O-VR(%)	IC(%)	IC-VR(%)	Q1(%)	Q1-VR(%)	NI	NI-VR(%)	Spec	Exc(%)	Exc-VR(%)	Leadership	Leadership-VR(%)
2428	118	29	Tarbiat Moalem University	HE	IRN	ME	922	↑ 17.5	15.8	↑ 4.5	19.4	↑ 1.6	● 0.8	↓ -9.6	0.8	6.8	↓ -7.2	509	↑ 11.9
2429	649	60	Kaohsiung Veterans General Hospital	HL	TWN	AS	921	↓ -0.9	10.9	↓ -1.1	57.2	↓ -4.2	● 0.8	↓ -2.4	0.8	6.7	↓ -3.3	465	↓ -6.1
2430	491	423	College of Charleston	HE	USA	NA	920	↑ 9.0	22.0	↑ 5.9	48.0	↓ -0.9	● 0.9	↓ -3.1	0.7	8.7	↓ -5.0	487	↑ 6.8
2431	811	17	Hospital de Sao Joao	HL	PRT	WE	920	↑ 7.4	27.0	↑ 2.7	47.9	↓ -3.8	● 1.2	↑ 2.7	0.9	12.7	↑ 5.6	492	↑ 5.6
2432	650	62	Punjabi University	HE	IND	AS	920	↑ 21.2	7.4	↑ 5.9	26.7	↓ -5.1	● 0.7	↑ 1.5	0.8	7.6	↓ -7.6	672	↑ 19.8
2433	492	424	Santa Fe Institute	HE	USA	NA	919	↑ 18.3	62.5	↑ 2.2	80.3	↑ 0.1	● 2.2	↑ 5.3	0.9	28.6	↓ -0.7	154	↑ 6.9
2434	32	1	University of Ghana	HE	GHA	AF	919	↑ 17.4	58.8	↓ -1.1	43.4	↓ -2.3	● 1.0	↓ -4.0	0.8	10.5	↓ -2.2	426	↑ 19.3
2435	651	152	National Food Research Institute	GO	JPN	AS	918	↓ -1.4	19.0	↓ -4.1	54.3	↓ -3.2	● 0.8	↓ -5.9	0.9	7.1	↓ -18.2	522	↓ -0.9
2436	652	261	Northeast Dianli University	HE	CHN	AS	918	↑ 52.7	3.3	↑ 22.9	2.2	↓ -31.0	● 0.4	↓ -2.5	0.9	1.6	↓ -25.6	689	↑ 57.7
2437	77	64	Southern Cross University	HE	AUS	OC	918	↑ 9.4	31.2	↑ 5.4	48.5	↑ 3.2	● 1.1	↑ 6.6	0.8	13.4	↑ 3.9	581	↑ 9.4
2438	119	3	Hashemite University	HE	JOR	ME	917	↑ 14.9	42.0	↓ -0.3	32.8	↓ -3.0	● 0.9	↑ 4.4	0.7	8.7	↓ -1.5	614	↑ 11.6
2439	812	20	Karlstad University	HE	SWE	WE	917	↑ 2.9	39.0	↑ 4.1	37.2	↓ -9.0	● 1.1	↓ -8.5	0.8	12.0	↓ -5.2	551	↑ 1.5
2440	653	262	Beijing Institute of Aeronautical Materials	PR	CHN	AS	914	↑ 4.8	2.6	↓ -8.4	14.1	↑ 13.9	● 0.4	↑ 8.6	1.0	3.1	↑ 21.6	576	↓ -3.4
2441	654	153	Tokushima Bunri University	HE	JPN	AS	914	↓ -0.2	20.0	↑ 2.5	57.9	↓ -2.4	● 0.8	↓ -3.5	0.9	5.7	↓ -6.9	414	↑ 2.0
2442	144	20	National University of Science and Technology MISIS	HE	RUS	EE	913	↓ -3.4	29.6	↑ 1.2	23.7	↓ -1.9	● 0.5	↑ 9.3	1.0	3.4	↑ 17.9	578	↓ -3.7
2443	145	38	University of Zielona Gora	HE	POL	EE	913	↑ 8.7	30.1	↑ 0.8	24.8	↑ 0.4	● 0.6	↑ 28.6	0.8	6.6	↑ 46.3	626	↑ 6.8
2444	655	67	Andong National University	HE	KOR	AS	912	↑ 1.9	28.1	↓ -5.9	39.4	↓ -3.0	● 0.8	↑ 5.5	0.8	7.4	↑ 8.1	458	↑ 7.8
2445	813	171	Universite de La Rochelle	HE	FRA	WE	912	↑ 9.6	38.4	↑ 3.3	46.5	↓ -3.3	● 1.0	↑ 5.4	0.8	10.9	↑ 14.2	527	↑ 7.6
2446	656	63	Bangalore University	HE	IND	AS	911	↑ 15.3	11.8	↑ 5.5	29.6	↓ -1.2	● 0.7	↑ 6.6	0.8	6.5	↑ 5.3	663	↑ 13.9
2447	657	64	Birla Institute of Technology and Science	HE	IND	AS	911	↑ 11.4	16.8	↑ 0.2	37.8	↓ -9.9	● 1.1	↓ -5.2	0.8	13.2	↓ -4.7	625	↑ 9.8
2448	658	263	China Institute of Water Resources and Hydropower Research	GO	CHN	AS	911	↑ 16.8	10.3	↑ 4.6	9.7	↑ 12.5	● 0.4	↑ 2.4	0.9	2.7	↑ 2.3	496	↑ 13.8
2449	814	139	London South Bank University	HE	GBR	WE	911	↑ 1.6	27.8	↓ -4.6	35.1	↓ -3.0	● 0.9	↓ -9.9	0.8	9.6	↓ -10.8	553	↑ 1.8
2450	78	65	Garvan Institute of Medical Research	HL	AUS	OC	910	↑ 9.9	50.0	↑ 1.0	87.9	↓ -0.7	● 2.3	→ 0.0	0.9	30.4	↓ -1.3	431	↑ 8.0
2451	493	69	Perimeter Institute for Theoretical Physics	OT	CAN	NA	909	↑ 11.4	70.0	↑ 2.9	65.0	↓ -3.7	● 2.2	↓ -2.6	1.0	31.0	↑ 6.0	360	↑ 4.7
2452	815	95	Institut d'Estudis Espacials de Catalunya	GO	ESP	WE	907	↑ 18.7	70.2	↑ 0.5	63.8	↑ 3.1	● 2.9	↓ -4.6	1.0	25.4	↑ 5.1	257	↑ 24.2
2453	816	103	Azienda Ospedaliera di Parma	HL	ITA	WE	906	↑ 23.1	26.1	↑ 19.8	57.0	↓ -1.8	● 1.8	↓ -7.6	0.9	17.4	↑ 5.7	479	↑ 24.4
2454	494	425	Bucknell University	HE	USA	NA	906	↑ 4.3	19.3	↑ 7.6	44.9	↓ -3.9	● 1.1	↓ -4.2	0.7	12.2	↓ -2.0	582	↑ 1.7
2455	113	14	Universidad Nacional de San Luis	HE	ARG	LA	906	↑ 5.0	40.4	↑ 4.1	46.6	↓ -0.3	● 0.8	→ 0.0	0.8	7.3	↓ -5.4	537	↑ 1.9
2456	817	104	Universita degli Studi di Bergamo	HE	ITA	WE	906	↑ 15.0	30.4	↓ -1.2	33.1	↓ -6.5	● 1.0	↓ -2.1	0.8	9.7	↓ -12.8	434	↑ 16.7
2457	146	14	Bucharest Academy of Economic Studies	HE	ROU	EE	905	↑ 43.4	6.0	↑ 4.6	5.1	↑ 3.5	● 0.3	→ 0.0	0.9	2.8	↓ -0.7	749	↑ 41.6
2458	818	96	Hospital General Universitario de Alicante	HL	ESP	WE	905	↑ 3.4	14.3	↑ 18.8	34.9	↑ 0.8	● 1.1	↓ -4.2	0.9	9.5	↑ 6.6	464	↓ -1.1
2459	819	27	IBM Zurich Research Laboratory	PR	CHE	WE	905	↑ 6.3	59.2	↑ 4.6	48.5	↓ -1.7	● 2.7	↓ -4.3	0.9	32.1	↓ -4.7	496	↑ 3.5
2460	659	65	Shivaji University	HE	IND	AS	905	↑ 22.1	15.9	↑ 11.3	50.4	↓ -1.2	● 1.2	↑ 8.3	0.9	18.0	↑ 6.8	678	↑ 21.1
2461	820	105	Umberto I Policlinico di Roma	HL	ITA	WE	905	↓ -1.3	12.8	↑ 6.0	49.8	↓ -1.9	● 1.3	↑ 0.8	0.9	11.0	↓ -2.4	620	↓ -1.4
2462	821	106	Universita degli Studi di Napoli Parthenope	HE	ITA	WE	903	↑ 21.9	25.9	↑ 12.9	45.4	↑ 2.0	● 1.4	↑ 3.8	0.7	14.0	↑ 4.4	362	↑ 20.7
2463	822	13	Institute of Marine Research	GO	NOR	WE	902	↑ 6.4	56.1	↑ 3.2	60.3	↑ 5.5	● 1.3	↑ 5.5	0.9	15.2	↑ 3.3	354	↑ 3.2
2464	495	426	Children's Hospital Los Angeles	HL	USA	NA	901	↑ 8.2	27.8	↑ 5.6	72.8	↓ -1.1	● 1.6	↓ -3.6	0.9	20.6	↓ -6.0	386	↑ 6.0

WR/RR/CR World/Region/Country Rank

AF Africa AS Asia EE Eastern Europe LA Latin America ME Middle East NA Northern America OC Oceania WE Western Europe

GO Government HE Higher Education HL Health PR Private OT Others

WR	RR	CR	Organization	Sector	Country	Region	Output	O-VR(%)	IC(%)	IC-VR(%)	Q1(%)	Q1-VR(%)	NI	NI-VR(%)	Spec	Exc(%)	Exc-VR(%)	Leadership	Leadership-VR(%)
2465	660	66	Karnatak University	HE	IND	AS	900	↑ 8.3	14.8	↓ -7.6	30.3	↓ -13.4	● 0.9	→ 0.0	0.8	8.3	↓ -10.6	695	↑ 7.9
2466	823	15	Roskilde University	HE	DNK	WE	900	↑ 4.9	36.0	↑ 0.3	59.6	↑ 0.6	● 1.3	↑ 0.8	0.7	14.4	↑ 0.1	539	↑ 2.7
2467	661	264	Shenyang Agricultural University	HE	CHN	AS	900	↑ 20.8	9.4	↓ -3.7	11.4	↑ 9.3	● 0.4	↑ 5.3	0.9	2.8	↓ -2.4	507	↑ 35.6
2468	662	154	Tokyo University of Agriculture	HE	JPN	AS	900	↓ -3.2	23.9	↑ 0.1	50.7	↑ 0.9	● 0.7	↑ 2.9	0.9	4.7	↑ 0.9	412	↓ -1.9
2469	120	4	Al-Balqa Applied University	HE	JOR	ME	899	↑ 17.8	31.6	↑ 2.6	20.7	↓ -11.3	● 0.7	↓ -6.4	0.8	8.4	↓ -11.1	575	↑ 19.5
2470	663	265	Xihua University	HE	CHN	AS	899	↑ 25.4	3.7	↑ 19.5	6.5	↑ 0.5	● 0.4	↑ 2.4	0.8	3.4	↓ -9.6	615	↑ 34.6
2471	664	266	Tianjin Normal University	HE	CHN	AS	898	↑ 16.2	12.7	↓ -10.8	25.1	↑ 2.0	● 0.9	↑ 8.2	0.8	10.0	↓ -2.6	551	↑ 14.8
2472	496	427	Northshore University HealthSystem	HL	USA	NA	897	↑ 12.7	20.3	↑ 12.2	75.8	↓ -0.6	● 2.7	↑ 1.1	0.9	23.2	↓ -2.5	413	↑ 6.7
2473	147	39	University of Life Sciences in Lublin	HE	POL	EE	897	↑ 13.1	10.7	↓ -12.5	16.2	↓ -5.1	● 0.5	↓ -4.0	0.9	2.9	↓ -7.5	703	↑ 14.3
2474	497	428	Western Washington University	HE	USA	NA	897	↑ 4.5	26.4	↑ 5.0	57.8	↑ 0.9	● 1.2	↓ -9.8	0.7	14.7	↓ -10.5	522	→ 0.0
2475	824	140	The Macaulay Land Use Research Institute	OT	GBR	WE	896	↑ 4.2	51.2	↑ 8.5	77.7	↑ 0.3	● 1.5	↑ 1.3	0.9	21.2	↑ 1.9	368	↓ -0.5
2476	498	429	Hartford Hospital	HL	USA	NA	895	↓ -3.9	13.0	↓ -0.3	65.1	↓ -0.4	● 1.9	↑ 1.0	0.8	18.4	↑ 6.2	507	↓ -6.5
2477	665	68	Kunsan National University	HE	KOR	AS	895	↑ 1.9	20.0	↓ -2.4	34.5	↑ 0.7	● 0.8	→ 0.0	0.8	8.0	↓ -3.2	430	↑ 2.9
2478	666	13	Suranaree University of Technology	HE	THA	AS	895	↑ 34.8	36.1	↓ -11.2	33.1	↓ -10.0	● 0.8	↓ -7.0	0.8	7.5	↓ -18.3	610	↑ 32.0
2479	825	20	Ahepa General Hospital	HL	GRC	WE	894	↑ 10.9	22.7	↑ 7.7	46.8	↓ -4.1	● 0.9	↑ 13.3	0.9	9.1	↑ 11.7	560	↑ 9.8
2480	667	61	National University of Tainan	HE	TWN	AS	894	↑ 27.7	10.3	↑ 30.9	43.3	↓ -3.8	● 1.5	↑ 15.1	0.8	18.9	↑ 7.1	487	↑ 38.0
2481	499	430	Clark University	HE	USA	NA	893	↑ 5.3	29.7	↑ 3.6	58.5	↓ -0.9	● 1.5	↓ -0.7	0.8	19.2	↓ -0.7	501	↑ 4.2
2482	826	141	South Tees Hospitals NHS Foundation Trust	HL	GBR	WE	892	↓ -0.9	21.3	↑ 4.8	53.8	↓ -2.9	● 1.3	↑ 14.7	0.9	12.5	↑ 6.7	565	↓ -2.6
2483	500	70	Foothills Medical Centre	HL	CAN	NA	889	↓ -5.9	31.4	↑ 0.2	67.6	↓ -2.5	● 2.2	↑ 5.7	0.9	20.1	↓ -0.6	577	↓ -7.7
2484	827	172	Universite Vincennes-Saint-Denis, Paris 8	HE	FRA	WE	889	↑ 1.6	15.9	↑ 11.0	18.2	↓ -2.2	● 0.6	↓ -1.6	0.8	6.1	↓ -6.6	602	↓ -0.5
2485	501	431	State University of New York, College of Environmental Science and Forestry	HE	USA	NA	888	↑ 1.6	29.2	↑ 7.6	60.9	↓ -1.4	● 1.3	→ 0.0	0.9	15.0	↓ -4.8	466	↓ -0.2
2486	148	40	Children's Memorial Health Institute	HL	POL	EE	887	↑ 3.6	25.0	↑ 10.5	31.0	↑ 10.1	● 0.9	↑ 16.2	0.9	8.9	↑ 17.7	494	↓ -0.4
2487	828	173	VetAgro Sup, Institut d'Enseignement Superieur et de Recherche en Alimentation, Sante Animale, Sciences Agronomiques et de l'Environnement	HE	FRA	WE	887	↑ 11.6	35.7	↑ 2.2	54.7	↓ -0.3	● 1.2	↑ 2.7	0.8	15.0	↓ -0.6	387	↑ 10.6
2488	33	14	Agricultural Research Council	GO	ZAF	AF	886	↑ 5.4	43.0	↓ -5.1	36.2	↑ 2.3	● 0.9	↑ 4.5	0.9	10.0	↑ 19.3	387	↑ 7.8
2489	829	174	Institut National des Sciences Appliquees de Strasbourg	HE	FRA	WE	885	↑ 3.5	32.2	↑ 11.9	38.3	↑ 2.4	● 1.0	↑ 7.4	0.8	14.7	↑ 10.6	521	↑ 1.0
2490	121	30	Shahed University	HE	IRN	ME	884	↑ 44.7	11.1	↓ -8.4	16.0	↓ -13.0	● 0.7	↓ -1.4	0.8	8.2	↓ -1.0	474	↑ 45.8
2491	114	6	Universidad Industrial de Santander	HE	COL	LA	884	↑ 27.4	43.1	↑ 0.7	27.0	↓ -5.2	● 0.7	↑ 1.5	0.8	7.3	↓ -2.2	522	↑ 21.1
2492	830	97	Complejo Hospitalario de Navarra	HL	ESP	WE	882	↑ 2.7	13.4	↑ 26.3	26.8	↑ 14.9	● 0.9	↑ 14.8	0.9	8.4	↑ 16.6	498	↓ -5.3
2493	502	432	SEMATECH	PR	USA	NA	881	↓ -9.0	29.4	↑ 19.1	40.2	↑ 5.1	● 1.7	↑ 8.9	1.0	14.8	↑ 2.8	370	↓ -12.7
2494	831	107	Sincrotrone Trieste	PR	ITA	WE	881	↑ 4.1	74.4	↑ 0.2	75.7	↑ 3.3	● 1.3	↑ 18.5	0.9	13.9	↑ 8.5	180	↑ 1.7
2495	832	108	Spedali Civili di Brescia	GO	ITA	WE	881	↓ -6.0	23.4	↑ 11.8	59.8	↑ 1.5	● 1.4	↑ 5.2	0.9	16.2	↑ 4.1	397	↓ -4.8
2496	668	62	Changhua Christian Hospital	HL	TWN	AS	880	↑ 12.5	12.7	↓ -5.2	48.8	↓ -6.3	● 0.8	↑ 2.5	0.8	5.9	↑ 3.3	403	↑ 3.3
2497	669	67	Inter-University Accelerator Centre	GO	IND	AS	880	↑ 6.7	36.7	↓ -2.0	66.8	↑ 0.0	● 0.8	↓ -3.5	1.0	6.3	↓ -3.2	171	→ 0.0
2498	503	433	National Naval Medical Center	HL	USA	NA	880	↑ 10.8	19.8	↑ 0.6	69.9	↓ -2.3	● 1.6	↓ -3.6	0.8	20.3	↑ 0.1	340	↑ 11.1

WR/RR/CR World/Region/Country Rank

AF Africa AS Asia EE Eastern Europe LA Latin America ME Middle East NA Northern America OC Oceania WE Western Europe

GO Government HE Higher Education HL Health PR Private OT Others

WR	RR	CR	Organization	Sector	Country	Region	Output	O-VR(%)	IC(%)	IC-VR(%)	Q1(%)	Q1-VR(%)	NI	NI-VR(%)	Spec	Exc(%)	Exc-VR(%)	Leadership	Leadership-VR(%)
2499	670	69	Daegu University	HE	KOR	AS	878	↑ 13.0	21.8	↓ -2.3	31.8	↑ 2.0	● 0.8	↑ 6.5	0.7	7.6	↑ 9.3	438	↑ 10.9
2500	833	14	Mater Misericordiae University Hospital	HL	IRL	WE	878	↑ 8.1	34.3	↓ -2.0	58.8	↓ -3.6	● 1.4	↓ -1.4	0.9	14.4	↓ -1.2	498	↑ 8.5
2501	504	71	IWK Health Centre	HL	CAN	NA	877	↑ 8.3	27.1	↑ 1.8	58.8	↓ -0.9	● 1.4	↑ 1.4	0.9	15.9	↑ 1.9	459	↑ 0.9
2502	671	267	Shanghai University of Engineering Science	HE	CHN	AS	877	↑ 40.5	5.4	↑ 28.5	11.2	↓ -8.3	● 0.3	↓ -3.1	0.9	1.8	↓ -10.1	581	↑ 44.9
2503	834	98	Institut de Ciencies Fotoniques	GO	ESP	WE	872	↑ 7.9	65.3	↑ 1.4	69.7	↑ 4.3	● 2.0	↑ 6.4	0.9	29.4	↑ 0.3	514	↑ 6.9
2504	672	68	University of Lucknow	HE	IND	AS	872	↑ 9.4	13.1	↑ 4.1	31.8	↓ -3.3	● 0.6	↑ 1.6	0.8	5.4	↑ 14.6	599	↑ 8.1
2505	673	268	Shanghai University of Electric Power	HE	CHN	AS	871	↑ 39.6	7.0	↑ 6.5	8.7	↓ -7.7	● 0.4	→ 0.0	0.9	3.5	↑ 17.3	617	↑ 44.5
2506	149	41	University of Rzeszow	HE	POL	EE	871	↑ 6.3	28.1	↓ -0.3	28.9	↑ 5.3	● 0.6	↑ 3.4	0.8	3.8	↑ 0.3	474	↑ 5.1
2507	150	21	Charles University Hospital in Pilsen	HL	CZE	EE	870	↑ 7.3	25.5	↑ 2.4	26.6	↑ 5.6	● 0.6	↑ 14.5	0.9	5.6	↑ 6.7	542	↑ 4.4
2508	505	434	City University of New York, Brooklyn College	HE	USA	NA	868	↑ 1.2	20.6	↓ -3.3	54.2	↓ -0.9	● 1.0	↑ 2.0	0.7	11.4	↑ 1.3	500	↑ 2.2
2509	674	69	Sri Ramachandra University	HE	IND	AS	868	↑ 33.1	12.8	↓ -19.1	17.7	↓ -2.0	● 0.6	↑ 9.3	0.8	4.4	↑ 12.7	589	↑ 43.0
2510	675	269	Dalian Nationalities University	HE	CHN	AS	867	↑ 25.3	11.0	↓ -0.2	17.7	↑ 0.9	● 0.6	↑ 3.7	0.8	5.9	↑ 7.5	518	↑ 25.4
2511	835	109	Fondazione Don Carlo Gnocchi IRCCS	HL	ITA	WE	866	↑ 12.6	19.5	↓ -2.5	61.1	↑ 4.6	● 1.2	↑ 2.6	0.9	12.2	↑ 3.0	211	↑ 9.9
2512	836	142	Microsoft Research Cambridge	PR	GBR	WE	866	↑ 12.6	55.1	↑ 7.8	34.5	↓ -2.4	● 3.0	↓ -11.7	0.9	30.7	↓ -9.1	393	↑ 9.8
2513	676	70	PSG College of Technology	HE	IND	AS	866	↑ 7.4	5.4	↓ -2.7	13.9	↓ -2.0	● 0.5	↑ 4.1	0.9	6.3	↓ -1.4	540	↑ 1.3
2514	115	9	Universidad Catolica del Norte	HE	CHL	LA	866	↑ 14.7	56.0	↓ -1.2	44.5	↓ -4.9	● 0.7	↓ -3.9	0.8	6.6	↓ -11.2	456	↑ 11.5
2515	677	71	Tata Sons Limited	PR	IND	AS	865	↑ 15.2	17.9	↑ 6.0	38.5	↓ -7.3	● 0.8	↓ -7.1	0.9	8.1	↓ -16.2	564	↑ 18.2
2516	151	42	University of Agriculture in Krakow	HE	POL	EE	865	↑ 9.9	20.4	↓ -6.9	30.5	↓ -3.9	● 0.6	↓ -3.5	0.9	3.8	↓ -12.1	585	↑ 12.7
2517	506	435	University of Colorado, Colorado Springs	HE	USA	NA	864	↑ 9.4	22.7	↑ 3.6	44.6	↑ 1.5	● 1.0	↓ -6.7	0.8	11.3	↓ -11.2	527	↑ 11.7
2518	507	436	University of South Florida-Saint Petersburg	HE	USA	NA	864	↓ -3.7	26.2	↑ 11.7	64.2	↑ 3.3	● 1.3	↑ 2.4	0.8	15.6	↓ -1.8	475	↓ -4.6
2519	837	110	Azienda Ospedaliera San Camillo Forlanini	HL	ITA	WE	863	↑ 6.8	19.0	↑ 12.9	49.8	↑ 0.7	● 1.7	↑ 5.1	0.9	16.0	↑ 11.5	436	↑ 2.3
2520	79	14	Christchurch Hospital	HL	NZL	OC	863	↑ 2.9	31.6	↑ 2.9	60.4	↓ -5.7	● 1.3	↑ 4.1	0.8	13.7	↑ 3.9	443	↓ -1.1
2521	508	437	Baruch College, City University of New York	HE	USA	NA	860	↑ 6.4	16.2	↑ 2.8	55.8	↓ -1.3	● 1.4	↓ -1.4	0.9	16.2	↓ -9.8	556	↑ 5.9
2522	509	72	Institut Universitaire de Cardiologie et de Pneumologie de Quebec	HL	CAN	NA	860	↑ 6.0	30.0	↓ -1.9	71.9	↓ -0.9	● 2.6	↓ -1.9	0.9	23.7	↓ -0.2	515	↑ 3.2
2523	838	14	Norwegian School of Veterinary Science	HE	NOR	WE	860	↑ 3.7	50.7	↑ 2.3	70.4	↑ 1.1	● 1.3	↓ -1.5	0.9	15.8	↓ -8.0	396	↑ 4.2
2524	839	26	Royal Netherlands Institute for Sea Research	GO	NLD	WE	858	↑ 6.6	70.2	↑ 4.6	83.8	↓ -0.1	● 1.9	↓ -1.0	0.9	26.8	↓ -0.9	384	↓ -1.5
2525	116	57	Universidade Federal do Amazonas	HE	BRA	LA	858	↑ 19.7	16.8	↓ -6.0	21.8	↓ -10.2	● 0.6	↓ -7.6	0.7	5.4	↓ -7.4	433	↑ 27.7
2526	678	270	Yunnan Normal University	HE	CHN	AS	857	↑ 27.3	10.5	↓ -10.6	24.5	↓ -9.4	● 0.7	↑ 38.3	0.8	4.6	↑ 10.8	565	↑ 38.1
2527	840	99	Complejo Hospitalario Regional Virgen Macarena	HL	ESP	WE	856	↑ 0.9	12.0	↑ 1.0	38.1	↑ 1.2	● 1.1	↑ 15.2	0.9	10.0	↓ -2.1	423	↓ -2.1
2528	510	438	Northeastern Ohio Universities College of Medicine	HE	USA	NA	856	↑ 3.4	14.1	↓ -4.0	64.5	↓ -1.1	● 1.0	↑ 5.1	0.8	10.8	↑ 3.7	440	↑ 5.8
2529	679	271	Inner Mongolia University of Technology	HE	CHN	AS	855	↑ 45.9	6.2	↓ -36.3	8.9	↓ -10.2	● 0.4	↑ 2.6	0.9	2.6	↓ -6.6	601	↑ 53.7
2530	841	18	Instituto Politecnico de Lisboa	HE	PRT	WE	855	↑ 15.1	22.8	↓ -1.5	32.9	↓ -3.1	● 0.9	↓ -2.1	0.7	9.3	↑ 3.5	489	↑ 14.8
2531	34	15	Nelson Mandela Metropolitan University	HE	ZAF	AF	854	↑ 6.0	33.7	↑ 4.5	33.4	↓ -3.9	● 0.8	↓ -1.2	0.8	9.0	↓ -7.2	541	↑ 1.1
2532	122	53	Izmir Institute of Technology	HE	TUR	ME	853	↑ 17.0	33.7	↑ 1.0	52.3	↑ 3.3	● 1.2	↑ 6.1	0.7	14.1	↑ 7.1	579	↑ 9.5
2533	123	12	Minia University	HE	EGY	ME	853	↑ 14.0	41.5	↑ 12.1	33.2	↓ -5.3	● 0.7	↑ 5.7	0.7	6.5	↑ 20.4	529	↑ 8.4
2534	680	72	Bharathiar University	HE	IND	AS	852	↑ 19.0	37.8	↑ 2.9	30.9	↓ -6.7	● 0.9	↑ 4.7	0.8	9.4	↓ -1.7	533	↑ 12.4

WR/RR/CR World/Region/Country Rank

AF Africa AS Asia EE Eastern Europe LA Latin America ME Middle East NA Northern America OC Oceania WE Western Europe

GO Government HE Higher Education HL Health PR Private OT Others

WR	RR	CR	Organization	Sector	Country	Region	Output	O-VR(%)	IC(%)	IC-VR(%)	Q1(%)	Q1-VR(%)	NI	NI-VR(%)	Spec	Exc(%)	Exc-VR(%)	Leadership	Leadership-VR(%)
2535	842	105	Leibniz Institut fur Katalyse	GO	DEU	WE	852	↑ 12.5	29.3	↓ -6.7	56.7	↑ 2.4	● 1.4	↑ 9.6	1.0	17.2	↑ 7.4	421	↑ 16.6
2536	35	16	Tshwane University of Technology	HE	ZAF	AF	852	↑ 19.2	31.3	↑ 7.2	23.7	↑ 2.7	● 0.7	↑ 5.8	0.8	6.8	↑ 5.8	587	↑ 20.8
2537	152	21	Ural State Technical University	HE	RUS	EE	852	↓ -7.7	18.1	↑ 12.0	11.6	↑ 6.2	● 0.3	→ 0.0	0.9	2.2	↓ -1.3	588	↓ -12.5
2538	511	439	University of North Florida	HE	USA	NA	851	↑ 3.5	13.9	↑ 4.6	42.0	↑ 2.0	● 0.9	↓ -1.2	0.7	6.9	↓ -14.9	587	↑ 2.6
2539	36	1	University of Khartoum	HE	SDN	AF	850	↑ 25.0	51.8	↑ 2.6	32.1	↓ -5.9	● 0.7	↓ -1.4	0.9	5.6	↑ 2.8	413	↑ 26.3
2540	681	70	Agency for Defense Development	GO	KOR	AS	849	↑ 7.5	12.3	↓ -1.3	28.3	↓ -2.9	● 0.6	↓ -10.0	0.9	5.2	↓ -19.8	277	↓ -3.5
2541	682	71	Korea Institute for Advanced Study	GO	KOR	AS	849	↑ 0.2	48.5	↑ 7.0	56.0	↓ -3.3	● 1.3	↑ 10.3	1.0	11.0	↑ 11.2	383	↓ -9.2
2542	683	73	Madurai Kamaraj University	HE	IND	AS	848	↑ 5.7	21.5	↑ 2.4	29.3	↓ -7.6	● 0.6	↑ 1.7	0.8	6.5	↑ 14.6	567	↑ 4.4
2543	153	22	Moscow Power Engineering Institute, Technical University	HE	RUS	EE	848	↓ -3.3	15.0	↓ -3.4	9.0	↑ 6.2	● 0.3	→ 0.0	0.9	1.6	↑ 5.4	618	↓ -5.9
2544	512	440	Emory Healthcare	HL	USA	NA	846	↓ -4.9	18.4	↑ 5.2	70.9	↑ 2.1	● 1.7	↓ -1.1	0.9	19.6	↓ -1.4	498	↓ -11.1
2545	684	2	University of Indonesia	HE	IDN	AS	846	↑ 10.3	53.9	↓ -1.1	36.3	↓ -1.3	● 0.7	→ 0.0	0.7	7.8	↓ -6.8	433	↑ 9.1
2546	154	15	West University of Timisoara	HE	ROU	EE	846	↑ 20.0	24.1	↓ -12.4	24.7	↓ -7.9	● 0.8	→ 0.0	0.8	6.4	↑ 0.2	589	↑ 19.0
2547	685	272	Nanjing University of Traditional Chinese Medicine	HE	CHN	AS	844	↑ 37.0	7.0	↓ -10.3	15.5	↑ 6.2	● 0.4	↑ 12.5	0.9	2.0	↓ -10.5	563	↑ 44.4
2548	843	27	SRON Netherlands Institute for Space Research	GO	NLD	WE	844	↑ 12.2	82.9	↑ 7.4	70.4	↑ 9.1	● 1.5	→ 0.0	1.0	16.0	↓ -5.1	244	↓ -0.8
2549	155	7	University Hospital Sisters of Mercy	HL	HRV	EE	844	↑ 5.1	10.8	↑ 6.8	32.5	↓ -0.1	● 0.6	↑ 17.3	0.9	5.2	↑ 19.7	563	↑ 3.5
2550	124	6	King Faisal University	HE	SAU	ME	843	↑ 16.8	33.3	↑ 16.3	16.7	↓ -2.6	● 0.5	↑ 4.0	0.7	4.1	↑ 4.9	583	↑ 13.0
2551	686	273	National Institute of Metrology	HE	CHN	AS	843	↑ 35.7	9.0	↓ -3.4	9.7	↓ -8.5	● 0.3	↑ 36.0	1.0	1.9	↑ 11.4	540	↑ 40.3
2552	687	74	University of Kalyani	HE	IND	AS	843	↑ 15.8	15.4	↑ 2.1	23.7	↓ -4.1	● 0.7	↑ 4.4	0.8	6.8	↑ 12.6	633	↑ 17.0
2553	156	23	Ural State University	HE	RUS	EE	843	↑ 9.3	29.4	↓ -2.2	22.9	↓ -3.6	● 0.5	↑ 3.8	0.9	3.0	↑ 4.2	580	↑ 7.2
2554	513	441	California State University, Fresno	HE	USA	NA	842	↑ 4.9	38.0	↑ 0.1	54.9	↓ -3.8	● 1.4	↑ 3.6	0.8	16.8	↑ 2.0	379	↑ 8.6
2555	844	100	Hospital Universitario San Cecilio	HL	ESP	WE	842	↑ 8.2	12.4	↑ 4.4	36.8	↑ 0.5	● 0.9	→ 0.0	0.9	9.5	↑ 1.6	379	↑ 12.5
2556	117	15	Universidad Nacional de Cuyo	HE	ARG	LA	841	↑ 11.7	35.8	↑ 2.9	49.0	↑ 5.1	● 1.1	↑ 11.7	0.8	11.0	↑ 8.3	437	↑ 6.8
2557	157	22	University of Defence	HE	CZE	EE	841	↑ 22.4	21.8	↑ 14.1	22.6	↓ -3.0	● 0.9	→ 0.0	0.9	8.1	↓ -1.5	540	↑ 24.1
2558	118	58	Fundacao Universidade Federal do Rio Grande	HE	BRA	LA	839	↑ 20.4	22.2	↓ -13.7	27.1	↓ -8.9	● 0.7	↓ -5.3	0.8	6.8	↓ -8.2	535	↑ 18.4
2559	125	31	Institut Pasteur of Iran	HL	IRN	ME	835	↑ 23.9	22.5	↓ -10.7	32.5	↓ -9.2	● 0.7	↓ -1.4	0.9	5.3	↓ -3.8	427	↑ 24.1
2560	845	101	Corporacio Sanitaria Parc Tauli	HL	ESP	WE	833	↑ 6.3	15.6	↓ -0.5	40.3	↑ 4.4	● 1.1	↓ -2.6	0.9	12.9	↓ -1.3	413	↑ 0.2
2561	846	21	Swedish Institute for Infectious Disease Control	HL	SWE	WE	833	↓ -0.1	60.4	↑ 2.1	73.8	↑ 0.3	● 1.6	↑ 7.2	0.9	20.6	↑ 8.5	265	↓ -2.6
2562	688	72	Kyungnam University	HE	KOR	AS	832	↑ 4.0	39.5	↓ -2.1	22.1	↓ -10.2	● 0.7	↓ -13.3	0.8	6.4	↓ -13.4	421	↑ 3.7
2563	689	274	Northwest Institute of Nuclear Technology	GO	CHN	AS	832	↑ 13.8	1.2	↓ -32.6	11.3	↑ 5.9	● 0.3	↑ 9.7	0.9	2.1	↑ 15.1	469	↑ 15.2
2564	690	155	Toyo University	HE	JPN	AS	832	↑ 6.3	15.5	↑ 22.6	33.5	↑ 0.6	● 0.7	↑ 7.6	0.7	6.7	↑ 3.7	490	↑ 2.3
2565	119	1	Universidad Peruana Cayetano Heredia	HE	PER	LA	832	↑ 11.4	73.2	↓ -0.4	57.5	↓ -2.2	● 1.5	↑ 13.2	0.9	12.6	↓ -0.6	337	↑ 12.0
2566	691	275	Xinhua Hospital	HL	CHN	AS	832	↑ 16.7	10.6	↑ 12.6	31.0	↑ 10.6	● 0.6	↑ 11.8	0.9	5.8	↑ 6.5	618	↑ 12.6
2567	847	22	Malmo University	HE	SWE	WE	831	↑ 7.6	37.1	↓ -1.0	48.1	↑ 3.8	● 1.2	↑ 7.8	0.8	12.1	↓ -5.4	427	↑ 8.9
2568	514	442	Montclair State University	HE	USA	NA	831	↑ 8.5	18.9	↑ 3.3	46.9	↓ -5.6	● 1.0	↓ -1.0	0.7	9.0	↓ -7.3	539	↑ 11.8
2569	848	28	Universita della Svizzera Italiana	HE	CHE	WE	831	↑ 26.3	55.2	↑ 1.2	24.3	↓ -3.1	● 1.7	↑ 11.0	0.9	16.6	↓ -6.3	495	↑ 28.6
2570	515	443	Wesleyan University, Middletown	HE	USA	NA	831	↓ -1.8	32.5	↑ 3.7	69.1	↓ -1.8	● 1.2	↓ -3.9	0.8	16.5	↓ -2.4	480	↑ 0.4

WR/RR/CR World/Region/Country Rank

AF Africa AS Asia EE Eastern Europe LA Latin America ME Middle East NA Northern America OC Oceania WE Western Europe

GO Government HE Higher Education HL Health PR Private OT Others

WR	RR	CR	Organization	Sector	Country	Region	Output	O-VR(%)	IC(%)	IC-VR(%)	Q1(%)	Q1-VR(%)	NI	NI-VR(%)	Spec	Exc(%)	Exc-VR(%)	Leadership	Leadership-VR(%)
2571	692	156	Kyoto Pharmaceutical University	HE	JPN	AS	830	↓ -5.4	16.6	↓ -2.1	59.5	↓ -5.3	● 1.0	↓ -3.1	0.9	10.3	↓ -4.5	499	↓ -5.5
2572	849	143	Sandwell and West Birmingham Hospitals NHS Trust	HL	GBR	WE	830	↑ 4.1	17.8	↑ 21.5	69.9	↓ -4.8	● 1.9	↓ -2.1	0.9	15.1	↓ -3.2	593	↑ 0.9
2573	850	175	Universite du Havre	HE	FRA	WE	830	↑ 12.2	36.9	↑ 1.0	33.6	↑ 0.3	● 1.1	↑ 14.1	0.8	11.6	↑ 15.8	504	↑ 10.5
2574	126	32	University of Kashan	HE	IRN	ME	830	↑ 26.7	10.6	↑ 21.8	31.5	↓ -4.6	● 1.5	↑ 8.1	0.9	20.0	↑ 1.5	557	↑ 29.2
2575	693	276	Wuhan Polytechnic University	HE	CHN	AS	829	↑ 21.4	7.2	↓ -1.1	9.4	↑ 2.1	● 0.6	↑ 39.0	0.8	6.5	↑ 52.4	618	↑ 23.6
2576	37	2	Centre Hospitalier Ibn Sina Rabat	HL	MAR	AF	827	↑ 5.4	12.5	↑ 1.8	15.1	↓ -7.4	● 0.3	↑ 3.1	0.9	2.1	↓ -4.1	636	↑ 6.0
2577	851	144	Scottish Crop Research Institute	GO	GBR	WE	827	↑ 1.8	58.4	↑ 2.6	75.8	↓ -0.4	● 1.8	↑ 3.5	0.9	24.2	↑ 2.0	369	↓ -2.9
2578	158	2	Ivane Javakishvili Tbilisi State University	HE	GEO	EE	826	↑ 8.0	53.0	↑ 8.2	32.0	↑ 5.8	● 0.9	↑ 16.4	0.8	5.3	↑ 33.1	423	→ 0.0
2579	694	157	Rikkyo University	HE	JPN	AS	826	↓ -1.2	35.6	↑ 0.9	56.7	↑ 0.6	● 1.3	↑ 9.5	0.8	13.9	↑ 21.2	299	↓ -0.3
2580	852	145	Derriford Hospital	HL	GBR	WE	825	↓ -3.6	12.0	↓ -7.5	51.4	↓ 0.0	● 0.9	↑ 13.4	0.9	9.4	↑ 6.6	546	↓ -6.3
2581	853	146	Robert Gordon University	HE	GBR	WE	825	↑ 4.0	26.8	↑ 2.6	39.9	↓ -3.9	● 1.0	↓ -13.4	0.8	12.8	↓ -11.7	536	↑ 3.3
2582	516	444	University of the Pacific	HE	USA	NA	825	↑ 5.9	22.4	↑ 6.5	47.4	↑ 0.6	● 1.0	↑ 7.4	0.7	9.3	↑ 3.7	507	↑ 5.6
2583	127	54	Ataturk Training and Research Hospital	HL	TUR	ME	824	↑ 3.3	5.7	↑ 1.1	32.5	↓ -5.3	● 0.4	↓ -2.3	0.9	2.3	↓ -12.2	584	↑ 1.7
2584	854	102	Centro de Investigacion Biomedica en Red de Enfermedades Hepaticas y Digestivas	HL	ESP	WE	824	↑ 58.8	26.9	↑ 10.1	73.2	↓ -3.4	● 1.8	↑ 2.9	1.0	23.8	↑ 2.1	243	↑ 67.6
2585	695	158	Hoshi University	HE	JPN	AS	824	↑ 0.9	16.0	↑ 10.0	58.4	↓ -4.4	● 1.0	↓ -3.1	0.9	9.9	↓ -5.4	596	↑ 0.8
2586	517	445	AT&T Labs Research	PR	USA	NA	822	↑ 0.9	30.1	↑ 1.6	38.6	↓ -8.9	● 2.6	↓ -1.2	0.9	25.4	↓ -5.7	393	↑ 1.6
2587	518	446	Kennedy Krieger Institute	HL	USA	NA	821	↑ 4.9	18.4	↑ 9.9	70.7	↓ -0.3	● 1.8	↓ -3.3	0.9	24.6	↓ -6.1	328	↑ 1.2
2588	120	10	Universidad de la Frontera	HE	CHL	LA	821	↑ 20.9	35.8	↓ -6.1	28.9	↓ -9.7	● 0.7	→ 0.0	0.8	5.7	↑ 6.6	499	↑ 18.8
2589	855	147	University of East London	HE	GBR	WE	821	↑ 12.3	22.9	↑ 0.2	38.4	↓ -2.3	● 0.9	↓ -1.1	0.8	8.9	↓ -4.2	537	↑ 13.3
2590	696	75	Chaudhary Charan Singh Haryana Agricultural University	HE	IND	AS	819	↓ -4.7	11.5	↓ -1.4	11.0	↓ -11.8	● 0.3	→ 0.0	0.9	2.1	↓ -10.7	620	↓ -3.0
2591	697	1	University of Peradeniya	HE	LKA	AS	818	↑ 3.7	59.7	↑ 4.8	40.8	↓ -3.5	● 0.8	↓ -2.5	0.8	7.4	↑ 0.8	413	↑ 6.2
2592	128	15	Shaare Zedek Medical Center	HL	ISR	ME	817	↑ 0.6	26.8	↑ 8.3	73.8	↑ 1.9	● 1.2	↑ 12.7	0.8	13.1	↑ 2.3	489	↓ -0.6
2593	80	66	University of Ballarat	HE	AUS	OC	817	↑ 15.4	28.5	↓ 0.0	34.0	↑ 1.2	● 0.8	↑ 9.2	0.8	8.5	↑ 6.9	540	↑ 18.9
2594	698	9	Government College University, Lahore	HE	PAK	AS	816	↑ 37.1	40.8	↑ 23.9	19.2	↓ -12.6	● 0.7	↑ 3.0	0.9	6.5	↑ 12.8	403	↑ 35.7
2595	81	67	Florey Neuroscience Institutes	HL	AUS	OC	814	↑ 6.8	42.6	↑ 1.8	83.2	↓ -1.3	● 1.6	↑ 3.8	0.9	22.0	↓ -1.5	343	↑ 6.5
2596	699	76	Govind Ballabh Pant University of Agriculture and Technology	HE	IND	AS	814	↑ 5.6	10.3	↓ -4.2	15.0	↓ -11.1	● 0.3	↑ 11.5	0.9	1.7	↓ -4.6	570	↑ 5.8
2597	856	2	Landspitali National University Hospital	HL	ISL	WE	814	↑ 3.7	64.3	↑ 5.7	67.4	↑ 1.8	● 2.4	↓ -1.2	0.9	24.9	↑ 1.1	329	↓ -2.1
2598	519	447	Sam Houston State University	HE	USA	NA	814	↑ 26.6	13.5	↑ 2.2	42.9	↓ -3.6	● 0.9	↑ 4.6	0.9	10.3	↑ 4.0	509	↑ 31.5
2599	38	1	University of Malawi	HE	MWI	AF	814	↑ 11.2	74.6	↑ 0.2	58.6	↑ 0.5	● 1.3	↑ 7.4	0.8	14.4	↑ 4.7	361	↑ 11.4
2600	121	19	Instituto Nacional de Investigaciones Forestales, Agricolas y Pecuarias	GO	MEX	LA	812	↑ 9.7	32.0	↓ -10.9	27.5	↓ -14.6	● 0.5	↓ -11.7	0.9	5.0	↓ -19.0	342	↑ 16.7
2601	700	3	Centre for Health and Population Research	HL	BGD	AS	811	↑ 13.3	82.1	↑ 0.9	78.9	↓ -1.9	● 1.6	↓ -5.4	0.9	17.5	↓ -12.3	337	↑ 12.0
2602	520	448	Hofstra University	HE	USA	NA	809	↓ -0.7	19.3	↑ 9.9	40.7	↓ -1.0	● 1.0	↑ 1.0	0.8	10.6	↓ -4.2	501	↓ -2.1
2603	129	2	Lebanese University	HE	LBN	ME	809	↑ 17.6	71.0	↑ 3.0	34.0	↓ -7.6	● 0.8	↓ -1.3	0.7	9.5	↑ 9.3	249	↑ 17.5
2604	857	19	Universitat Klagenfurt	HE	AUT	WE	808	↑ 17.8	41.2	↑ 5.9	18.4	↑ 2.8	● 1.0	↑ 6.6	0.8	12.4	↑ 2.2	506	↑ 16.9

WR/RR/CR World/Region/Country Rank

AF Africa AS Asia EE Eastern Europe LA Latin America ME Middle East NA Northern America OC Oceania WE Western Europe

GO Government HE Higher Education HL Health PR Private OT Others

WR	RR	CR	Organization	Sector	Country	Region	Output	O-VR(%)	IC(%)	IC-VR(%)	Q1(%)	Q1-VR(%)	NI	NI-VR(%)	Spec	Exc(%)	Exc-VR(%)	Leadership	Leadership-VR(%)
2605	521	449	Whitehead Institute for Biomedical Research	GO	USA	NA	808	↑ 2.9	34.5	↑ 6.3	95.4	↑ 1.8	● 5.2	↓ -9.4	0.9	52.1	↓ -0.7	381	↑ 4.7
2606	858	21	General Hospital of Athens Laiko	HL	GRC	WE	807	↓ -2.3	17.1	↑ 0.9	47.1	↑ 1.3	● 1.0	↑ 4.3	0.9	7.5	↑ 6.0	378	↓ -7.4
2607	859	148	Leeds Metropolitan University	HE	GBR	WE	807	↑ 9.3	26.0	↑ 5.5	38.8	↓ -3.3	● 1.0	→ 0.0	0.8	11.2	↓ -6.2	508	↑ 10.0
2608	701	277	Shenyang Normal University	HE	CHN	AS	807	↑ 30.8	9.5	↑ 3.2	13.6	↑ 5.1	● 0.5	↑ 6.0	0.8	5.9	↑ 20.2	583	↑ 33.4
2609	860	149	University of Teesside	HE	GBR	WE	807	↑ 6.7	25.3	↑ 11.1	38.4	↓ -9.3	● 1.2	↑ 1.7	0.8	12.2	↑ 1.0	530	↑ 6.2
2610	122	20	Universidad Autonoma del Estado de Mexico	HE	MEX	LA	806	↑ 20.3	30.2	→ 0.0	30.7	↓ -4.9	● 0.6	↓ -1.7	0.8	4.7	↓ -13.0	426	↑ 27.2
2611	123	59	Instituto Agronomico Campinas	GO	BRA	LA	805	↑ 11.3	11.3	↓ -0.4	16.4	↓ -0.4	● 0.5	↓ -5.6	1.0	3.5	↑ 0.6	375	↑ 7.8
2612	861	2	Eastern Mediterranean University	HE	CYP	WE	804	↑ 5.5	24.0	↓ -2.2	27.6	↓ -0.8	● 0.9	↑ 7.0	0.8	11.3	↑ 8.8	642	↑ 4.1
2613	702	63	Far Eastern Memorial Hospital	HL	TWN	AS	804	↑ 14.4	4.6	↑ 53.8	63.7	↑ 1.7	● 0.7	↑ 12.7	0.9	6.2	↑ 25.9	262	↑ 6.9
2614	862	106	Deutsche Forschungszentrum fur Kunstliche Intelligenz	GO	DEU	WE	803	↑ 12.5	29.4	↑ 5.5	9.5	↑ 7.3	● 1.2	↑ 9.9	1.0	12.7	↑ 5.8	521	↑ 9.5
2615	863	176	Institut de Veille Sanitaire	HL	FRA	WE	803	↑ 12.2	17.7	↑ 2.9	50.3	↑ 0.9	● 1.6	↑ 4.6	0.9	18.5	↑ 4.4	432	↑ 12.2
2616	703	77	Kurukshetra University	HE	IND	AS	803	↑ 23.0	6.9	↓ -25.5	22.8	↓ -5.8	● 0.6	→ 0.0	0.8	3.8	↑ 14.2	597	↑ 23.9
2617	864	111	Istituto Nazionale di Ricerca Metrologica	GO	ITA	WE	802	↑ 0.3	35.7	↑ 5.3	47.9	↓ -5.2	● 1.0	↑ 11.1	0.9	6.2	↑ 0.5	511	↑ 1.6
2618	522	450	University of Houston, Clear Lake	HE	USA	NA	802	↑ 4.6	21.8	↑ 9.4	37.5	↓ -5.3	● 1.5	↑ 5.1	0.8	13.0	↓ -1.1	418	↑ 3.7
2619	704	78	Birla Institute of Technology	HE	IND	AS	801	↑ 23.2	19.6	↑ 8.9	25.6	↓ -2.7	● 0.7	↑ 1.5	0.8	7.4	↑ 0.5	488	↑ 21.1
2620	523	451	Marshfield Clinic	GO	USA	NA	801	↓ -1.6	21.2	↑ 5.3	71.4	↑ 1.3	● 1.9	↑ 8.0	0.9	18.8	↑ 4.9	428	↓ -4.3
2621	130	55	Nigde University	HE	TUR	ME	801	↑ 12.3	15.4	↓ -5.6	29.3	↓ -3.1	● 0.9	↓ -6.4	0.8	8.6	↓ -12.6	496	↑ 13.8
2622	131	33	Yazd University	HE	IRN	ME	801	↑ 23.4	21.9	↑ 6.6	25.7	↑ 8.4	● 1.1	↑ 7.6	0.8	17.4	↑ 9.7	568	↑ 25.7
2623	705	64	Providence University	HE	TWN	AS	800	↑ 9.6	17.4	↑ 4.0	35.0	↑ 2.6	● 0.9	↓ -1.1	0.8	11.2	↓ -8.4	361	↑ 8.1
2624	124	60	Universidade do Estado de Santa Catarina	HE	BRA	LA	800	↑ 30.1	12.9	↓ -6.8	16.0	↓ -12.1	● 0.5	↓ -11.9	0.9	3.2	↓ -22.7	476	↑ 31.5
2625	706	278	Ministry of Water Resources of China	GO	CHN	AS	799	↑ 21.4	16.9	↓ -4.1	17.0	↓ -2.6	● 0.6	→ 0.0	0.9	5.0	↓ -10.4	308	↑ 16.2
2626	82	68	Neuroscience Research Australia	HL	AUS	OC	798	↑ 10.8	39.0	↑ 5.1	79.5	↑ 0.0	● 1.9	↑ 4.3	0.9	23.9	↓ -4.9	412	↑ 12.6
2627	707	65	Taipei Medical University Hospital	HL	TWN	AS	797	↑ 20.6	9.5	↑ 8.8	66.5	↓ -2.5	● 1.0	↑ 4.4	0.8	8.8	↑ 12.0	222	↑ 12.7
2628	39	3	Universite Badji Mokhtar - Annaba	HE	DZA	AF	797	↑ 8.3	51.4	↑ 3.7	26.7	↑ 3.0	● 0.6	↑ 3.7	0.8	7.1	↑ 7.3	462	↑ 5.0
2629	865	28	Catharina Hospital	HL	NLD	WE	796	↑ 15.0	26.1	↑ 2.2	70.4	↓ -1.2	● 2.2	↑ 1.4	0.9	20.1	↑ 0.3	361	↑ 14.6
2630	866	22	Harokopio University	HE	GRC	WE	794	↑ 13.4	29.0	↑ 6.2	59.7	↓ -1.2	● 1.3	↑ 2.4	0.8	15.4	↓ -3.1	460	↑ 9.0
2631	524	452	Ames Laboratory	GO	USA	NA	793	↓ -11.4	34.8	↓ -1.4	79.7	↓ -1.5	● 1.9	↑ 1.1	0.9	18.9	↓ -1.4	426	↓ -9.4
2632	525	453	City University of New York, College of Staten Island	HE	USA	NA	793	↑ 6.2	22.3	↑ 8.2	52.6	↓ -1.3	● 1.1	↑ 6.9	0.7	11.5	↑ 6.8	466	↑ 5.9
2633	867	103	Donostia International Physics Center	GO	ESP	WE	792	↑ 9.5	71.3	↑ 1.3	83.2	↓ -1.4	● 1.7	↓ -6.1	1.0	18.2	↓ -6.9	219	↑ 10.1
2634	526	454	Nathan S. Kline Institute for Psychiatric Research	HL	USA	NA	792	↑ 4.9	31.9	↓ -3.2	81.6	↑ 3.3	● 2.3	↑ 4.6	1.0	32.7	↑ 1.0	332	↑ 2.5
2635	708	159	Osaka Institute of Technology	HE	JPN	AS	792	↑ 3.3	13.0	↓ -1.2	24.6	↓ -1.1	● 0.9	↑ 4.9	0.8	7.1	↓ -5.3	445	↑ 7.0
2636	527	455	Savannah River National Laboratory	GO	USA	NA	792	↑ 13.0	13.0	↑ 11.2	26.8	↓ -9.8	● 0.6	→ 0.0	0.9	5.9	↓ -2.1	533	↑ 14.1
2637	709	79	Sree Chitra Tirunal Institute for Medical Sciences and Technology	HE	IND	AS	791	↑ 8.7	9.2	↓ -10.4	45.0	↓ -4.5	● 0.6	↓ -1.6	0.9	4.2	↓ -12.8	672	↑ 8.7
2638	868	29	Kantonsspital St. Gallen	HL	CHE	WE	790	↑ 15.0	42.7	↑ 1.8	58.9	↓ -2.8	● 1.4	↑ 4.4	0.9	16.5	↑ 1.2	400	↑ 15.9
2639	159	23	Tomas Bata University in Zlin	HE	CZE	EE	790	↑ 18.3	28.6	↓ -6.8	19.1	↓ -12.0	● 0.8	↑ 11.6	0.9	7.9	↑ 27.7	609	↑ 21.1

WR/RR/CR World/Region/Country Rank

AF Africa AS Asia EE Eastern Europe LA Latin America ME Middle East NA Northern America OC Oceania WE Western Europe

GO Government HE Higher Education HL Health PR Private OT Others

WR	RR	CR	Organization	Sector	Country	Region	Output	O-VR(%)	IC(%)	IC-VR(%)	Q1(%)	Q1-VR(%)	NI	NI-VR(%)	Spec	Exc(%)	Exc-VR(%)	Leadership	Leadership-VR(%)
2640	528	456	University of Richmond	HE	USA	NA	790	↑ 5.8	22.7	↑ 0.2	58.2	↑ 1.2	1.1	↓ -2.6	0.8	13.1	↓ -2.1	447	↑ 5.9
2641	125	61	Universidade de Pernambuco	HE	BRA	LA	789	↑ 18.8	11.5	↓ -3.1	17.9	↑ 2.3	0.8	↓ -6.7	0.8	5.8	↓ -10.5	428	↑ 15.7
2642	126	11	Universidad de Talca	HE	CHL	LA	788	↑ 17.3	45.4	↓ -2.5	32.0	↓ -4.9	0.7	↓ -6.8	0.8	6.4	↓ -8.8	490	↑ 16.1
2643	529	73	University of Ottawa Heart Institute	HL	CAN	NA	788	↑ 3.5	32.0	↑ 1.0	76.7	↓ -1.1	2.5	↑ 11.7	0.9	23.5	↑ 3.9	426	↓ -0.7
2644	869	104	Complejo Asistencial Son Dureta	HL	ESP	WE	786	↑ 4.1	15.1	↑ 1.1	45.0	↑ 0.3	1.4	↓ -13.5	0.9	14.3	↓ -3.9	363	↑ 2.0
2645	710	160	National Institute of Genetics	GO	JPN	AS	786	↑ 5.1	38.9	↑ 1.8	85.4	↓ -1.0	1.6	↓ -3.0	0.9	22.2	↓ -5.8	239	→ 0.0
2646	711	66	National Nano Device Laboratories Taiwan	GO	TWN	AS	786	↓ -1.9	7.9	↑ 28.9	61.7	↑ 0.0	0.9	↑ 4.8	0.9	11.3	↑ 8.0	128	↓ -21.5
2647	40	4	Hopital Charles Nicolle	HL	TUN	AF	785	↑ 14.1	16.3	↓ -1.6	16.6	↑ 2.7	0.5	↓ -1.9	0.9	1.5	↓ -4.4	545	↑ 15.0
2648	712	73	Sookmyung Womens University	HE	KOR	AS	785	↑ 8.0	19.9	↓ -6.8	46.2	↓ -0.2	0.9	↑ 7.6	0.8	8.0	↑ 12.0	400	↑ 11.7
2649	870	29	FOM Institute for Atomic and Molecular Physics	GO	NLD	WE	784	↑ 2.2	61.9	↑ 2.9	77.8	↓ 0.0	2.5	↑ 10.5	0.9	34.4	↑ 3.4	407	↑ 2.5
2650	530	457	Allegheny General Hospital	HL	USA	NA	783	↑ 2.0	14.9	↑ 5.3	63.4	↓ -3.1	1.9	↓ -10.8	0.9	17.4	↑ 3.3	455	↑ 2.5
2651	713	161	Kanazawa Institute of Technology	HE	JPN	AS	783	↑ 2.2	11.1	↑ 2.5	28.5	↓ -5.2	0.6	↓ -9.0	0.8	4.2	↑ 2.5	503	↑ 1.8
2652	871	177	Centre de Recherche des Cordeliers	GO	FRA	WE	782	↑ 24.7	37.6	↑ 8.6	73.3	↑ 3.7	1.6	↑ 1.9	0.9	18.6	↑ 11.3	349	↑ 21.2
2653	160	24	D. Mendeleev University of Chemical Technology	HE	RUS	EE	782	↓ -1.3	18.7	↓ -2.1	13.3	↓ -2.5	0.3	→ 0.0	0.9	1.2	↓ -29.5	481	↓ -1.6
2654	872	105	Universidad de Burgos	HE	ESP	WE	782	↑ 9.4	35.4	↓ -2.2	55.8	↓ -3.2	1.2	↑ 8.8	0.8	13.7	↑ 5.4	493	↑ 10.0
2655	714	67	National Kaohsiung Marine University	HE	TWN	AS	781	↑ 24.6	15.6	↑ 7.6	45.1	↓ -2.9	1.2	↓ -2.4	0.8	17.1	↓ -2.0	392	↑ 25.6
2656	715	80	Raja Ramanna Centre for Advanced Technology	GO	IND	AS	781	↑ 6.8	21.8	↓ -2.4	59.5	↓ -3.1	0.7	↓ -3.9	0.9	6.3	↓ -15.8	505	↑ 8.8
2657	127	62	Universidade Federal do Piaui	HE	BRA	LA	781	↑ 36.8	10.5	↑ 5.2	21.9	↓ -11.3	0.5	→ 0.0	0.8	2.6	↑ 34.5	422	↑ 44.0
2658	132	16	Schneider Children's Medical Center of Israel	HL	ISR	ME	779	↑ 5.1	27.3	↓ -5.3	67.3	↓ -2.3	1.2	↓ -5.7	0.9	12.3	↓ -2.8	435	↑ 5.8
2659	128	63	Universidade Estadual do Oeste do Parana	HE	BRA	LA	779	↑ 19.8	5.8	↑ 10.5	12.7	↓ -13.9	0.4	↓ -4.3	0.8	2.8	↓ -12.1	415	↑ 18.6
2660	716	1	University of the Philippines Diliman	HE	PHL	AS	779	↑ 12.4	47.5	↓ -2.0	43.1	↓ -2.6	0.8	↑ 1.3	0.8	7.2	↑ 6.6	463	↑ 9.7
2661	717	162	Tokyo Dental College	HE	JPN	AS	778	↑ 1.4	14.3	↓ -4.8	41.8	↓ -7.1	0.7	↓ -5.7	0.9	6.1	↓ -9.5	507	↑ 6.1
2662	873	23	Academy of Athens	GO	GRC	WE	777	↑ 17.9	49.2	↑ 3.2	68.0	↓ -0.3	1.4	↑ 9.6	0.8	16.0	↑ 3.7	304	↑ 10.9
2663	874	112	Institute for Environment and Sustainability	GO	ITA	WE	776	↑ 4.2	71.3	↑ 2.1	68.2	↓ -1.4	2.1	↑ 4.9	0.9	28.3	↑ 5.1	373	↑ 5.4
2664	718	81	Doctor Harisingh Gour University	HE	IND	AS	775	↑ 13.6	7.7	↑ 7.8	33.0	↓ -4.1	0.9	↓ -2.2	0.9	13.9	↓ -3.0	567	↑ 9.5
2665	875	30	Isala Clinics	HL	NLD	WE	775	↑ 9.0	16.5	↑ 4.0	58.8	↑ 3.0	1.6	↑ 9.9	0.9	15.6	↑ 7.4	440	↑ 6.3
2666	531	458	Marine Biological Laboratory	OT	USA	NA	775	↓ -2.4	38.5	↑ 5.6	84.8	↑ 0.9	2.0	↑ 7.6	0.9	26.2	↑ 2.6	229	↓ -8.0
2667	41	3	Universite Mohammed V-Agdal	HE	MAR	AF	775	↑ 6.9	62.8	↑ 2.4	29.8	↓ -10.3	0.7	→ 0.0	0.8	6.4	↓ -4.3	325	↑ 1.6
2668	876	150	Alder Hey Children's NHS Foundation Trust	HL	GBR	WE	774	↑ 3.2	28.4	↑ 3.0	61.1	↑ 0.3	1.1	↑ 7.6	0.9	12.2	↑ 16.0	385	↑ 1.3
2669	719	279	Shanghai Ninth People's Hospital	HL	CHN	AS	774	↑ 25.4	13.2	↑ 7.0	33.6	↑ 14.5	0.6	↑ 9.3	0.9	7.1	↓ -3.6	597	↑ 24.4
2670	877	23	Malardalen University College	HE	SWE	WE	773	↑ 10.7	27.8	↑ 9.7	30.0	↓ -0.3	1.3	↓ -1.5	0.8	14.8	↓ -7.7	452	↑ 7.6
2671	720	68	Taiwan Semiconductor Manufacturing Company Limited	PR	TWN	AS	772	↓ -1.8	25.5	↑ 7.9	50.4	↑ 2.1	1.3	↓ -6.0	0.9	8.9	↓ -9.0	313	↓ -2.5
2672	532	74	Atomic Energy of Canada Limited	PR	CAN	NA	771	↑ 4.9	24.8	↓ -10.8	21.4	↓ -12.6	0.9	↓ -10.3	0.9	8.1	↓ -1.3	515	↑ 6.6
2673	878	113	Centro di Riferimento Oncologico Aviano IRCCS	HL	ITA	WE	771	↑ 4.3	43.5	↑ 0.6	76.1	↓ -3.5	1.4	↑ 1.5	0.9	17.5	↓ -2.6	292	↑ 9.4
2674	161	2	Riga Technical University	HE	LVA	EE	771	↑ 17.7	23.7	↓ -6.3	10.4	↓ -10.5	0.5	↓ -5.7	0.8	3.1	↓ -19.5	584	↑ 19.7
2675	42	1	University of Zimbabwe	HE	ZWE	AF	771	↑ 1.4	69.5	↑ 2.2	45.1	↑ 4.3	1.0	↑ 8.5	0.9	10.7	↑ 5.4	335	↓ -2.3
2676	879	178	Total	PR	FRA	WE	769	↑ 1.2	28.1	↓ -0.2	30.2	↑ 13.0	1.0	↑ 3.2	0.9	11.2	↑ 2.0	308	↓ -3.4

WR/RR/CR World/Region/Country Rank

AF Africa AS Asia EE Eastern Europe LA Latin America ME Middle East NA Northern America OC Oceania WE Western Europe

GO Government HE Higher Education HL Health PR Private OT Others

WR	RR	CR	Organization	Sector	Country	Region	Output	O-VR(%)	IC(%)	IC-VR(%)	Q1(%)	Q1-VR(%)	NI	NI-VR(%)	Spec	Exc(%)	Exc-VR(%)	Leadership	Leadership-VR(%)
2677	162	43	Wroclaw University of Environmental and Life Sciences	HE	POL	EE	768	↑ 11.8	14.7	↑ 0.1	21.1	↓ -11.6	0.5	→ 0.0	0.8	3.6	↑ 11.4	545	↑ 11.2
2678	133	17	Ariel University Center of Samaria	HE	ISR	ME	767	↑ 13.6	28.3	↓ -2.6	44.2	↓ -2.8	0.7	→ 0.0	0.9	7.8	↑ 2.1	446	↑ 19.6
2679	880	114	Istituto Nazionale dei Tumori Fondazione Giovanni Pascale IRCCS	HL	ITA	WE	767	↑ 0.5	30.3	↓ -4.6	70.4	↓ -2.3	1.3	↓ -3.1	0.9	14.9	↓ -4.5	315	↓ -0.6
2680	533	459	North Shore University Hospital	HL	USA	NA	767	↓ -5.5	19.0	↑ 5.9	63.9	↓ -1.4	1.5	↓ -8.5	0.9	18.2	↓ -1.2	371	↓ -4.6
2681	881	106	Complexo Hospitalario Universitario de Vigo	HL	ESP	WE	766	↑ 6.7	13.7	↑ 9.4	35.0	↑ 3.4	0.9	↑ 3.5	0.9	10.4	↑ 7.5	383	↑ 4.4
2682	163	25	Novosibirsk State Technical University	HE	RUS	EE	766	↓ -11.3	14.8	↑ 24.9	10.6	↑ 40.6	0.4	↑ 17.6	0.9	2.4	↑ 8.7	533	↓ -21.6
2683	882	31	Plant Research International	GO	NLD	WE	766	↓ -1.7	59.1	↓ -1.1	68.5	↓ -2.6	1.7	↓ -2.9	0.9	22.4	↓ -4.1	304	↓ -4.7
2684	534	75	Acadia University	HE	CAN	NA	765	↑ 2.4	34.9	↑ 10.0	45.2	↑ 4.6	0.9	↑ 6.0	0.7	6.9	↑ 14.7	441	↓ -0.5
2685	535	460	Children's Hospital and Health System	HL	USA	NA	764	↑ 9.5	13.9	↑ 21.0	72.4	↓ -1.3	1.6	↑ 7.3	0.9	19.7	↓ -3.2	343	↑ 8.2
2686	164	44	Lublin University of Technology	HE	POL	EE	764	↑ 16.3	27.8	↑ 0.7	21.2	↑ 0.2	0.5	↑ 1.9	0.8	3.8	↑ 27.1	563	↑ 14.9
2687	536	461	California State University, Sacramento	HE	USA	NA	761	↓ -0.9	17.5	↑ 0.2	44.4	↑ 4.0	0.9	↓ -2.1	0.8	10.3	↓ -8.3	450	↓ -0.4
2688	165	26	Saint Petersburg State Institute of Technology	HE	RUS	EE	761	↓ -2.3	13.5	↓ -20.7	5.5	↓ -28.3	0.2	↓ -44.4	0.9	0.8	↓ -23.8	565	↓ -1.4
2689	166	7	Serbian Academy of Sciences and Arts	GO	SRB	EE	761	↑ 13.1	32.7	↑ 14.7	42.1	↑ 6.8	2.0	↑ 8.6	0.9	21.5	↑ 7.1	443	↑ 15.1
2690	129	64	Universidade Luterana do Brasil	HE	BRA	LA	761	↑ 9.8	15.4	↓ -8.2	31.5	↓ -11.2	0.6	↓ -7.5	0.8	4.7	↓ -13.6	315	↑ 9.8
2691	721	82	National Institute of Technology Karnataka	HE	IND	AS	760	↑ 36.2	15.5	↑ 2.0	21.2	↓ -9.8	0.7	↓ -5.3	0.8	6.9	↓ -4.9	463	↑ 45.6
2692	83	69	Centre for Eye Research Australia	HL	AUS	OC	759	↑ 21.6	62.1	↑ 3.8	74.4	↑ 1.6	2.2	↑ 7.5	1.0	25.1	↓ -5.3	380	↑ 8.6
2693	537	76	Queen Elizabeth II Health Sciences Centre	HL	CAN	NA	759	↓ -1.6	24.2	↓ -2.1	62.9	↑ 0.9	2.1	↑ 3.9	0.8	19.0	↓ -3.0	380	↓ -6.9
2694	883	179	Synchrotron SOLEIL	GO	FRA	WE	759	↑ 29.1	62.3	↑ 4.1	68.6	↑ 0.4	1.4	↑ 3.8	0.9	14.7	↑ 10.3	169	↑ 20.7
2695	538	77	Lawson Health Research Institute	HL	CAN	NA	758	↑ 15.2	31.5	↑ 0.7	67.4	↓ -4.2	1.3	↓ -1.5	0.8	16.3	↓ -6.4	332	↑ 30.2
2696	884	151	Aintree University Hospitals NHS Trust	HL	GBR	WE	757	↓ -3.4	16.0	↑ 2.7	52.8	↓ -3.7	1.9	↑ 5.1	0.9	14.2	↑ 4.4	470	↓ -3.1
2697	134	34	Alzahra University	HE	IRN	ME	757	↑ 13.3	13.5	↑ 1.1	21.8	↓ -6.6	0.7	↓ -1.4	0.8	6.7	↓ -7.4	490	↑ 11.4
2698	135	56	Kafkas University	HE	TUR	ME	757	↑ 10.3	7.8	↑ 24.2	16.3	↑ 5.2	0.8	↑ 9.9	0.9	4.5	↑ 24.2	450	↑ 1.1
2699	722	163	Ryukoku University	HE	JPN	AS	757	↑ 3.7	14.5	↑ 1.0	29.6	↑ 2.9	0.9	↑ 6.2	0.8	8.2	↑ 17.2	479	↑ 3.9
2700	43	1	Universite Cheikh Anta Diop de Dakar	HE	SEN	AF	757	↑ 3.6	68.6	↑ 0.4	37.7	↓ -3.1	0.7	↑ 4.5	0.8	7.3	↑ 14.2	347	↑ 6.8
2701	167	16	University of Medicine and Pharmacy Victor Babes	HE	ROU	EE	757	↑ 43.1	25.6	↑ 1.2	16.9	↓ -5.8	0.4	↑ 2.3	0.9	4.2	↓ -5.6	482	↑ 41.3
2702	723	10	Tenaga National University	HE	MYS	AS	756	↑ 34.5	14.3	↑ 4.3	14.8	↑ 8.1	0.8	→ 0.0	0.8	9.9	↑ 3.8	554	↑ 34.5
2703	539	462	Morehouse School of Medicine	HE	USA	NA	753	↓ -1.6	21.8	↑ 2.2	74.0	↓ -0.6	1.2	↑ 7.0	0.8	13.6	↑ 3.0	398	↓ -5.2
2704	136	13	South Valley University	HE	EGY	ME	750	↑ 13.0	42.0	↑ 4.8	28.8	↓ -12.3	0.6	↑ 3.4	0.8	5.8	↑ 20.3	456	↑ 12.6
2705	885	24	University of Macedonia	HE	GRC	WE	750	↑ 11.3	24.0	↓ -0.7	22.9	↓ -6.3	0.9	↓ -2.3	0.8	8.8	↓ -10.3	529	↑ 12.3
2706	886	180	Bureau de Recherches Geologiques et Minieres	GO	FRA	WE	749	↑ 1.9	44.5	↑ 0.9	59.3	↓ -1.2	1.1	↓ -1.7	0.9	12.9	↑ 7.6	364	↑ 4.9
2707	44	4	Universite Ferhat Abbas de Setif	HE	DZA	AF	749	↑ 19.6	55.1	↑ 4.3	34.2	↓ -7.0	0.6	↓ -3.2	0.8	5.4	↓ -10.6	454	↑ 20.7
2708	724	74	Kumoh National Institute of Technology	HE	KOR	AS	748	↑ 1.9	22.3	↓ -1.8	45.2	↓ -3.0	1.1	↓ -3.4	0.9	14.0	↓ -12.0	443	↑ 2.3
2709	725	75	Hanbat National University	HE	KOR	AS	747	↑ 9.7	18.7	↑ 0.5	43.6	↓ -3.8	1.1	↓ -5.3	0.8	14.0	↓ -1.6	369	↑ 10.8
2710	130	65	Hospital Universitario Clementino Fraga Filho	HL	BRA	LA	747	↑ 1.4	22.1	↑ 4.3	43.8	↑ 0.2	0.9	↓ -3.2	0.8	7.9	↑ 2.1	396	→ 0.0

WR/RR/CR World/Region/Country Rank

AF Africa AS Asia EE Eastern Europe LA Latin America ME Middle East NA Northern America OC Oceania WE Western Europe

GO Government HE Higher Education HL Health PR Private OT Others

WR	RR	CR	Organization	Sector	Country	Region	Output	O-VR(%)	IC(%)	IC-VR(%)	Q1(%)	Q1-VR(%)	NI	NI-VR(%)	Spec	Exc(%)	Exc-VR(%)	Leadership	Leadership-VR(%)
2711	726	76	Korea Maritime University	HE	KOR	AS	747	↑ 10.2	29.7	↓ -2.2	33.7	↑ 1.6	0.7	↑ 2.9	0.8	4.9	↓ -7.4	468	↑ 12.2
2712	137	35	Zanjan University	HE	IRN	ME	747	↑ 32.9	21.7	↓ -11.7	20.4	↑ 11.0	0.8	↑ 2.6	0.8	8.7	↓ -0.3	442	↑ 36.4
2713	540	463	Hennepin County Medical Center	HL	USA	NA	746	↓ -4.0	15.8	↑ 9.8	76.3	↑ 0.6	2.1	↑ 0.5	0.9	24.3	↓ -2.9	349	↓ -3.3
2714	727	164	Muroran Institute of Technology	HE	JPN	AS	746	↑ 1.8	12.6	↑ 4.9	33.8	↓ -14.0	0.6	↑ 8.6	0.8	3.8	↔ 0.0	456	↑ 8.3
2715	887	181	Institut Eurecom	HE	FRA	WE	745	↑ 10.4	46.9	↑ 1.0	17.5	↓ -5.8	1.6	↑ 6.7	1.0	17.0	↓ -3.3	446	↑ 13.2
2716	541	78	Montreal School of Higher Commercial Studies	HE	CAN	NA	745	↑ 11.9	45.8	↑ 8.5	51.0	↓ -4.3	1.5	↓ -3.9	0.9	19.1	↓ -7.6	437	↑ 12.3
2717	888	30	ABB Corporate Research Center - Switzerland	PR	CHE	WE	744	↑ 9.7	51.8	↑ 12.8	20.4	↑ 0.4	1.4	↑ 3.0	0.9	11.7	↓ -5.4	447	↑ 4.0
2718	889	24	Linköping University Hospital	HL	SWE	WE	744	↑ 5.8	23.4	↑ 6.8	58.6	↓ -1.4	1.5	↓ -6.5	0.8	15.4	↑ 2.2	281	↑ 3.7
2719	168	3	Estonian University of Life Sciences	HE	EST	EE	743	↑ 11.9	39.4	↓ -5.5	42.7	↓ -3.0	1.1	↑ 1.0	0.9	10.7	↑ 1.0	415	↑ 16.9
2720	890	25	Jonköping University	HE	SWE	WE	743	↑ 15.9	33.1	↑ 4.0	31.6	↓ -1.6	1.3	↓ -9.8	0.8	13.3	↓ -10.9	388	↑ 14.8
2721	542	79	Montreal Heart Institute	HL	CAN	NA	743	↑ 7.2	41.6	↑ 7.1	77.8	↓ -3.6	3.2	↓ -0.9	0.9	28.1	↑ 1.6	353	↓ -2.8
2722	728	280	Hunan Agricultural University	HE	CHN	AS	742	↑ 25.3	17.5	↓ -5.7	22.0	↑ 0.8	0.6	↓ -5.0	0.8	6.3	↓ -8.8	353	↑ 23.9
2723	729	83	Jawaharlal Institute of Postgraduate Medical Education and Research	HL	IND	AS	742	↑ 9.1	4.0	↓ -19.2	20.5	↓ -14.0	0.5	↓ -2.1	0.9	2.3	↓ -2.1	669	↑ 9.3
2724	138	36	Shariati Hospital	HL	IRN	ME	742	↑ 9.1	15.1	↑ 9.2	31.9	↓ -6.8	0.7	↑ 1.4	0.9	8.4	↑ 4.9	433	↑ 0.7
2725	891	182	AgroSup Dijon, Institut National Supérieur des Sciences Agronomiques, de l'Alimentation et de l'Environnement	HE	FRA	WE	740	↑ 11.8	38.8	↑ 14.1	67.4	↓ -3.0	1.2	↑ 3.6	0.9	12.5	↓ -1.6	417	↑ 7.2
2726	892	107	Instituto de Investigacion y Formacion Agraria y Pesquera	GO	ESP	WE	740	↑ 6.3	26.6	↑ 1.8	53.2	↑ 3.5	1.1	↑ 2.8	0.9	12.6	↑ 4.3	363	↑ 3.7
2727	730	281	Academy of Equipment Command and Technology	OT	CHN	AS	739	↑ 31.3	1.0	↓ -33.1	3.4	↑ 0.3	0.3	↑ 6.5	0.9	2.2	↑ 3.8	452	↑ 45.3
2728	731	165	Kochi University of Technology	HE	JPN	AS	739	↑ 17.1	19.8	↑ 5.7	27.9	↓ -1.7	0.9	↑ 7.0	0.9	8.2	↑ 9.8	458	↑ 15.9
2729	543	80	University of Prince Edward Island	HE	CAN	NA	739	↓ -0.1	40.2	↑ 1.8	58.9	↓ -3.4	1.0	↓ -3.8	0.8	11.6	↓ -3.7	457	↓ -2.6
2730	893	183	Institut Paoli Calmettes	HL	FRA	WE	738	↑ 5.1	27.5	↑ 10.3	64.8	↑ 2.0	1.8	↑ 18.3	0.9	19.4	↑ 7.1	335	↑ 0.9
2731	544	464	Middle Tennessee State University	HE	USA	NA	738	↑ 3.4	14.4	↑ 15.2	38.8	↑ 2.1	0.8	↓ -8.2	0.7	8.4	↓ -5.5	488	↑ 1.9
2732	732	84	S.N. Bose National Centre for Basic Sciences	GO	IND	AS	738	↑ 8.2	29.8	↑ 11.1	67.1	↑ 0.1	0.9	↑ 7.2	0.9	8.5	↑ 2.2	477	↑ 4.8
2733	545	81	Communications Research Centre Canada	GO	CAN	NA	736	↑ 4.7	22.6	↑ 5.0	31.1	↓ -9.6	1.0	↓ -10.8	0.9	11.2	↓ -10.6	471	↑ 2.2
2734	733	85	Tamil Nadu Agricultural University	HE	IND	AS	735	↑ 10.5	18.2	↑ 7.3	16.5	↓ -9.6	0.4	↓ -7.5	0.9	3.1	↓ -7.4	529	↑ 12.8
2735	131	16	Universidad Nacional de Rio Cuarto	HE	ARG	LA	734	↑ 8.4	27.5	↑ 0.7	40.9	↓ -5.9	0.8	↓ -1.2	0.8	7.7	↓ -8.5	527	↑ 9.1
2736	894	108	Complejo Hospitalario Universitario de Canarias	HL	ESP	WE	733	↑ 6.2	20.3	↑ 5.4	45.3	↓ -7.3	1.1	↓ -3.5	0.9	10.8	↑ 0.6	440	↑ 3.8
2737	895	109	Institut de Recerca Biomedica Barcelona	HL	ESP	WE	733	↑ 12.1	46.5	↑ 1.1	82.8	↑ 3.6	1.4	↔ 0.0	0.9	17.7	↓ -1.6	385	↑ 12.6
2738	734	86	Physical Research Laboratory	GO	IND	AS	733	↑ 7.2	38.6	↑ 0.0	67.4	↓ -2.3	0.8	↓ -1.2	0.9	9.3	↓ -2.7	430	↑ 11.7
2739	735	4	Rajshahi University	HE	BGD	AS	733	↑ 15.8	40.8	↓ -0.7	20.5	↓ -2.6	0.4	↑ 5.1	0.8	2.8	↑ 9.4	489	↑ 16.4
2740	736	282	Shenyang Institute of Chemical Technology	HE	CHN	AS	733	↑ 5.3	9.3	↑ 2.5	14.1	↑ 4.0	0.5	↑ 11.1	0.9	5.0	↑ 26.8	435	↑ 13.3
2741	546	465	J. Craig Venter Institute	HL	USA	NA	732	↓ -7.1	49.6	↑ 1.8	89.5	↓ -0.5	3.1	↓ -0.6	0.9	40.9	↑ 3.9	191	↓ -12.4
2742	737	283	Jinling Hospital	HL	CHN	AS	732	↑ 19.2	10.7	↑ 23.5	50.0	↓ -5.2	0.9	↑ 2.4	0.9	7.5	↑ 2.6	589	↑ 18.8
2743	738	166	Kogakuin University	HE	JPN	AS	732	↓ -0.5	10.8	↓ -8.7	27.7	↓ -4.6	0.7	↓ -7.8	0.8	5.6	↓ -19.7	427	↓ -1.2

WR/RR/CR World/Region/Country Rank

AF Africa AS Asia EE Eastern Europe LA Latin America ME Middle East NA Northern America OC Oceania WE Western Europe

GO Government HE Higher Education HL Health PR Private OT Others

WR	RR	CR	Organization	Sector	Country	Region	Output	O-VR(%)	IC(%)	IC-VR(%)	Q1(%)	Q1-VR(%)	NI	NI-VR(%)	Spec	Exc(%)	Exc-VR(%)	Leadership	Leadership-VR(%)
2744	896	152	Royal Botanic Gardens Kew	GO	GBR	WE	732	↑ 2.2	63.9	↑ 1.3	47.3	↓ -0.8	● 1.1	↑ 5.6	1.0	14.8	↑ 7.7	381	↓ -0.3
2745	897	115	Azienda Ospedaliera Universitaria Policlinico Gaetano Martino	HL	ITA	WE	731	↑ 2.4	14.0	↑ 0.6	51.9	↓ -1.5	● 1.0	↑ 8.0	0.8	8.5	↑ 4.3	514	↓ -3.9
2746	898	107	Institut fur Photonische Technologien	GO	DEU	WE	731	↑ 12.5	38.2	↑ 4.2	47.7	↓ -2.1	● 1.5	↓ -1.9	0.9	18.6	↑ 0.8	307	↑ 8.5
2747	899	19	Laboratorio Nacional de Energia e Geologia	GO	PRT	WE	731	↑ 3.1	41.7	↑ 7.2	45.7	↓ -3.0	● 1.1	↑ 8.1	0.8	10.0	↑ 2.5	381	↓ -5.0
2748	900	20	Royal Belgian Institute of Natural Sciences	GO	BEL	WE	730	↑ 6.9	66.7	↑ 2.4	49.2	↓ -1.5	● 1.0	↑ 8.4	0.9	11.8	↑ 13.0	235	↑ 0.4
2749	139	57	TOBB Economics and Technology University	HE	TUR	ME	730	↑ 27.4	39.7	↑ 8.4	29.2	↓ -5.0	● 1.4	↓ -5.4	0.8	14.1	↓ -20.1	470	↑ 32.4
2750	132	21	Universidad de Sonora	HE	MEX	LA	729	↑ 7.2	34.0	↓ -2.0	39.1	↓ -4.1	● 0.5	↓ -6.9	0.8	4.0	↓ -18.4	375	↑ 5.3
2751	739	87	University of Burdwan	HE	IND	AS	729	↑ 6.6	19.9	↑ 0.8	26.3	↓ -8.1	● 0.8	↓ -2.5	0.8	7.6	↓ -7.0	511	↑ 8.7
2752	901	153	Centre for Economic Policy Research	GO	GBR	WE	728	↑ 3.3	87.9	↑ 0.1	64.8	↓ -4.4	● 1.7	↑ 0.6	1.0	20.5	↓ -4.1	75	↑ 11.9
2753	547	466	Rehabilitation Institute of Chicago	HL	USA	NA	728	↑ 3.3	13.9	↑ 6.3	51.9	↑ 2.8	● 1.5	→ 0.0	0.9	17.6	↑ 3.7	365	↑ 2.0
2754	133	22	Universidad Autonoma de Yucatan	HE	MEX	LA	728	↑ 12.3	34.8	↑ 2.4	35.6	↓ -1.9	● 0.8	↑ 5.6	0.8	8.7	↑ 8.5	377	↑ 16.4
2755	902	1	University of Malta	HE	MLT	WE	728	↑ 14.3	42.6	↓ -6.8	32.3	↓ -1.1	● 1.3	↓ -5.8	0.7	11.6	↓ -9.9	519	↑ 15.6
2756	169	45	University of Technology and Life Sciences	HE	POL	EE	728	↑ 9.8	20.9	↓ -4.5	19.8	↓ -9.6	● 0.4	↓ -2.4	0.8	1.7	↓ -7.5	550	↑ 13.9
2757	903	116	Azienda Sanitaria Ulss 6 Vicenza	HL	ITA	WE	727	↑ 1.1	35.2	↑ 3.3	61.5	↓ -2.0	● 1.9	↑ 3.8	1.0	18.2	↑ 12.1	368	↑ 2.8
2758	140	58	Mugla University	HE	TUR	ME	727	↑ 24.7	15.7	↓ -7.7	30.7	↓ -3.9	● 0.9	↓ -6.1	0.8	8.2	↓ -12.6	435	↑ 26.1
2759	170	1	University of Sarajevo	HE	BIH	EE	727	↑ 16.5	34.9	↑ 8.5	17.7	↓ -7.0	● 0.6	↑ 3.4	0.7	5.7	↓ -2.0	512	↑ 14.0
2760	740	11	University Malaysia Sabah	HE	MYS	AS	726	↑ 29.4	34.2	↓ -12.1	19.7	↓ -18.7	● 0.8	↓ -8.4	0.8	7.9	↓ -10.7	453	↑ 28.3
2761	741	88	Visva-Bharati University	HE	IND	AS	726	↑ 14.5	21.5	↑ 23.9	41.3	↑ 2.7	● 0.9	↑ 18.7	0.8	6.2	↑ 51.5	508	↑ 10.4
2762	904	108	Forschungszentrum Borstel ? Leibniz-Zentrum fur Medizin und Biowissenschaften	GO	DEU	WE	725	↑ 3.9	56.8	↑ 2.0	67.0	↓ -2.1	● 1.7	↑ 6.9	0.9	18.8	↓ -0.8	340	↑ 4.9
2763	548	467	Lamar University	HE	USA	NA	725	↑ 13.3	20.7	↑ 2.6	31.9	↓ -0.1	● 1.1	↑ 5.7	0.8	12.5	↑ 6.0	515	↑ 14.7
2764	549	468	Wistar Institute	HL	USA	NA	725	↑ 0.8	31.7	↑ 1.8	90.9	↑ 0.7	● 2.3	→ 0.0	0.9	32.2	↓ -0.6	373	↑ 1.1
2765	905	109	Deutsches Institut fur Ernährungsforschung Potsdam-Rehbrücke	GO	DEU	WE	723	↑ 1.8	60.0	↑ 7.6	84.7	↓ -0.3	● 2.4	↑ 7.2	0.9	31.1	↓ -1.5	287	↓ -7.4
2766	906	117	Istituto Neurologico Mediterraneo Neuromed IRCCS	HL	ITA	WE	722	↓ -0.6	26.9	↓ -3.4	71.5	↑ 0.2	● 1.1	↓ -1.7	0.9	14.2	↑ 4.8	125	↓ -3.1
2767	171	17	University Dunarea de Jos of Galati	HE	ROU	EE	722	↑ 44.7	22.4	↓ -20.0	10.3	↓ -14.7	● 0.5	↓ -17.9	0.9	3.5	↓ -19.8	571	↑ 49.9
2768	134	66	Universidade Federal do Maranhao	HE	BRA	LA	721	↑ 17.4	18.3	↓ -5.5	26.8	↑ 2.1	● 0.7	↓ -1.4	0.8	6.2	↓ -4.5	377	↑ 20.4
2769	907	110	Universitat Ramon Llull	HE	ESP	WE	721	↑ 12.3	30.8	↑ 2.4	31.6	↑ 2.5	● 0.9	↑ 3.4	0.7	9.6	↓ -3.4	451	↑ 5.6
2770	742	284	Chinese Academy of Meteorological Sciences	GO	CHN	AS	720	↑ 9.1	30.4	↑ 2.4	33.1	↑ 3.9	● 0.7	↑ 1.4	0.9	7.0	↑ 5.8	342	↑ 8.6
2771	550	82	The University of Winnipeg	HE	CAN	NA	720	↑ 10.3	32.1	↑ 6.9	45.8	↑ 1.8	● 1.0	↑ 4.4	0.7	9.3	↑ 12.8	472	↑ 8.5
2772	743	89	Ugc-Dae Consortium for Scientific Research Indore	GO	IND	AS	720	↑ 15.9	31.1	↑ 3.9	70.4	↓ -3.0	● 0.9	↑ 6.8	0.9	8.8	↓ -6.4	246	↑ 6.0
2773	135	23	Universidad Veracruzana	HE	MEX	LA	720	↑ 19.2	32.4	↑ 3.4	36.0	↓ -3.4	● 0.6	↓ -1.6	0.7	5.0	↑ 1.8	344	↑ 19.4
2774	744	2	Vietnam National University, Ho Chi Minh City	HE	VNM	AS	720	↑ 27.0	50.0	↓ -1.6	26.9	↓ -12.7	● 1.3	↑ 13.5	0.9	16.1	↑ 3.1	432	↑ 28.6
2775	45	17	University of Limpopo	HE	ZAF	AF	718	↑ 3.6	32.0	↑ 5.2	32.9	↑ 5.5	● 0.7	↑ 12.1	0.9	4.9	↓ -5.9	415	↑ 1.0
2776	551	469	Armed Forces Institute of Pathology	GO	USA	NA	717	↓ -4.0	30.0	→ 0.0	77.0	↓ -1.2	● 2.3	↓ -7.6	0.9	21.0	↓ -6.4	280	↑ 0.4
2777	172	27	Bauman Moscow State Technical University	HE	RUS	EE	717	↑ 0.3	15.1	↑ 6.6	8.5	↑ 4.9	● 0.2	→ 0.0	0.9	1.3	↑ 36.2	511	↓ -1.9

WR/RR/CR World/Region/Country Rank

AF Africa AS Asia EE Eastern Europe LA Latin America ME Middle East NA Northern America OC Oceania WE Western Europe

GO Government HE Higher Education HL Health PR Private OT Others

WR	RR	CR	Organization	Sector	Country	Region	Output	O-VR(%)	IC(%)	IC-VR(%)	Q1(%)	Q1-VR(%)	NI	NI-VR(%)	Spec	Exc(%)	Exc-VR(%)	Leadership	Leadership-VR(%)
2778	745	167	Toranomon Hospital	HL	JPN	AS	716	↑ 6.4	8.0	↓ -0.7	42.5	↓ -6.3	● 1.2	↑ 6.4	0.9	12.4	↑ 8.6	418	↑ 6.9
2779	136	17	Universidad Nacional del Centro de la Provincia de Buenos Aires	HE	ARG	LA	715	↑ 12.1	34.6	↓ -2.9	36.6	↓ -2.6	● 0.8	↓ -3.7	0.8	8.1	↓ -8.7	447	↑ 11.8
2780	746	168	Kitami Institute of Technology	HE	JPN	AS	714	↑ 1.0	21.3	↑ 9.9	32.5	↓ -4.3	● 0.8	↑ 1.3	0.8	6.9	↓ -8.9	459	→ 0.0
2781	747	285	Chinese Research Academy of Environmental Sciences	HE	CHN	AS	713	↑ 32.0	15.7	↑ 4.7	30.9	↑ 5.5	● 0.8	↑ 6.9	0.9	10.7	↑ 16.6	321	↑ 36.0
2782	137	67	Universidade do Vale do Rio dos Sinos	HE	BRA	LA	713	↑ 8.7	17.5	↓ -3.4	22.3	↓ -15.9	● 0.6	↓ -16.4	0.8	5.5	↓ -22.0	439	↑ 6.0
2783	141	14	The American University in Cairo	HE	EGY	ME	712	↑ 13.2	36.0	↑ 3.3	26.1	↑ 0.8	● 0.8	↑ 13.5	0.8	7.2	↑ 0.1	443	↑ 12.4
2784	748	286	Jilin Normal University	HE	CHN	AS	711	↑ 18.7	6.8	↑ 18.8	22.8	↑ 5.8	● 0.7	↑ 6.6	0.9	7.7	↑ 6.2	406	↑ 21.2
2785	173	8	Military Medical Academy	HL	SRB	EE	711	↑ 4.7	11.5	↑ 18.6	17.3	↑ 2.1	● 0.7	↑ 3.0	0.8	2.4	↑ 15.2	424	↓ -4.1
2786	46	18	Groote Schuur Hospital	HL	ZAF	AF	710	↑ 5.5	35.6	↑ 5.6	66.1	↓ -0.8	● 1.6	↓ -3.1	0.9	15.0	↓ -0.5	425	↑ 5.2
2787	908	111	Universidad de La Rioja	HE	ESP	WE	710	↑ 10.6	22.4	↑ 3.4	53.2	↓ -1.2	● 1.0	→ 0.0	0.8	9.4	↑ 6.8	490	↑ 9.6
2788	909	21	Flemish Institute for Technological Research	GO	BEL	WE	709	↑ 10.6	49.4	↓ -0.2	57.8	↑ 3.2	● 1.3	↑ 2.3	0.9	17.0	↓ -3.8	304	↑ 5.6
2789	174	28	Siberian Federal University	HE	RUS	EE	709	↑ 25.7	22.6	↑ 17.9	18.6	↑ 7.1	● 0.4	↑ 24.2	0.8	2.5	↑ 19.3	280	↑ 17.2
2790	138	6	Universidad de Carabobo	HE	VEN	LA	708	↑ 7.6	23.6	↓ -6.5	20.3	↓ -17.4	● 0.3	↓ -13.5	0.9	3.1	↓ -1.6	488	↑ 10.7
2791	139	18	Universidad Nacional de San Martin, Argentina	HE	ARG	LA	708	↑ 13.5	38.1	↓ -2.1	57.2	↓ -7.1	● 1.0	↓ -10.4	0.7	10.4	↓ -21.2	254	↑ 10.4
2792	142	59	Yuksekt Ihtisas Hospital	HL	TUR	ME	708	↑ 5.8	1.7	↑ 3.0	35.0	↓ -5.9	● 0.5	↑ 4.7	0.9	3.1	↑ 38.2	518	↑ 12.1
2793	749	77	Kyonggi University	HE	KOR	AS	707	↑ 15.3	11.6	↓ -7.6	31.3	↑ 1.9	● 0.8	↓ -3.8	0.8	7.9	↑ 17.1	445	↑ 20.9
2794	552	470	RTI Health Solutions	PR	USA	NA	707	↑ 20.2	24.1	↑ 20.9	70.3	↑ 0.1	● 2.1	↑ 7.3	0.8	22.4	↓ -2.9	351	↑ 18.2
2795	910	25	National Observatory of Athens	GO	GRC	WE	706	↑ 8.4	60.3	↑ 4.2	62.2	↑ 0.2	● 1.1	↑ 5.7	0.9	13.4	↑ 9.9	295	↑ 1.4
2796	140	68	Pontificia Universidade Catolica de Minas Gerais	HE	BRA	LA	706	↑ 10.0	16.0	↓ -7.4	23.4	↓ -1.3	● 0.7	↓ -1.4	0.8	7.2	↑ 3.2	391	↑ 10.5
2797	553	471	Purdue University Calumet	HE	USA	NA	706	↑ 29.5	47.3	↑ 20.5	53.0	↑ 8.1	● 2.8	↑ 28.5	0.9	30.3	↑ 38.3	288	↑ 13.8
2798	911	184	Centre Hospitalier Sainte Anne	HL	FRA	WE	705	↓ -6.0	18.9	↑ 15.1	35.7	↑ 8.5	● 1.7	↑ 16.2	0.9	10.4	↑ 12.5	392	↓ -11.5
2799	554	472	Eastman Kodak Company	PR	USA	NA	704	↓ -9.2	16.5	↑ 5.6	27.4	↓ -0.7	● 1.4	↑ 9.4	0.9	14.0	↓ -0.7	442	↓ -14.8
2800	912	118	Istituto Nazionale Malattie Infettive Lazzaro Spallanzani IRCCS	HL	ITA	WE	703	↓ -0.7	27.2	↓ -2.9	70.4	↓ -2.8	● 1.4	↑ 4.5	0.9	15.2	↑ 6.8	288	↓ -4.0
2801	555	473	AstraZeneca Pharmaceuticals, LP	PR	USA	NA	702	↑ 0.4	39.5	↑ 2.9	78.4	↓ -2.5	● 3.0	↑ 12.2	0.9	30.0	↑ 2.6	185	↑ 10.1
2802	913	32	Royal Netherlands Meteorological Institute	GO	NLD	WE	702	↓ -0.3	64.1	↑ 4.7	65.1	↓ -0.8	● 2.1	↑ 1.0	1.0	28.7	↑ 8.7	295	↓ -6.3
2803	750	90	International Institute of Information Technology, Hyderabad	HE	IND	AS	701	↑ 23.0	17.0	↓ -11.2	13.3	↑ 12.9	● 0.9	↑ 13.3	0.9	8.0	↑ 27.4	534	↑ 22.2
2804	751	169	National Institute for Basic Biology	GO	JPN	AS	700	↓ -6.7	32.9	↑ 0.2	84.0	↓ -0.5	● 1.7	↑ 4.9	0.9	23.2	↑ 5.2	253	↓ -6.3
2805	175	29	Peoples' Friendship University of Russia	HE	RUS	EE	700	↑ 9.0	20.0	↑ 6.1	10.1	↓ -12.1	● 0.3	↑ 17.9	0.8	1.5	↑ 31.0	475	↑ 6.3
2806	752	91	Tamil Nadu Veterinary and Animal Sciences University	HE	IND	AS	700	↓ -0.8	8.1	↑ 2.6	9.4	↓ -11.2	● 0.2	→ 0.0	1.0	2.4	↑ 0.8	508	↑ 0.6
2807	84	15	Industrial Research Ltd.	GO	NZL	OC	699	↑ 7.4	41.8	↓ -1.5	50.5	↓ -8.2	● 1.0	↑ 7.6	0.8	8.5	↑ 1.3	381	↑ 6.1
2808	914	26	National Hellenic Research Foundation	GO	GRC	WE	699	↑ 2.5	53.8	↑ 2.2	69.1	↑ 0.1	● 1.1	↑ 0.9	0.8	12.9	↑ 5.6	362	→ 0.0
2809	753	170	NHK Science and Technical Research Laboratories	OT	JPN	AS	699	↓ -2.9	6.6	↑ 0.8	21.8	↑ 2.4	● 0.8	↓ -6.2	1.0	7.8	↓ -13.6	486	↓ -4.0

WR/RR/CR World/Region/Country Rank

AF Africa AS Asia EE Eastern Europe LA Latin America ME Middle East NA Northern America OC Oceania WE Western Europe

GO Government HE Higher Education HL Health PR Private OT Others

WR	RR	CR	Organization	Sector	Country	Region	Output	O-VR(%)	IC(%)	IC-VR(%)	Q1(%)	Q1-VR(%)	NI	NI-VR(%)	Spec	Exc(%)	Exc-VR(%)	Leadership	Leadership-VR(%)
2810	556	474	University of Northern Iowa	HE	USA	NA	698	↓ -5.0	13.3	↓ -2.1	41.3	↓ -3.7	● 1.0	↓ -1.9	0.8	11.3	↓ -4.2	471	↓ -5.6
2811	754	287	Zhengzhou Institute of Aeronautical Industry Management	HE	CHN	AS	698	↑ 60.1	1.3	↑ 12.2	5.2	↑ 2.2	● 0.4	↑ 32.1	0.9	2.7	↑ 64.6	542	↑ 76.0
2812	141	12	Universidad de Valparaiso	HE	CHL	LA	697	↑ 16.9	48.1	↑ 5.3	36.7	↑ 1.4	● 0.9	↓ -4.2	0.8	8.3	↑ 1.0	329	↑ 14.2
2813	915	16	Geological Survey of Denmark and Greenland	GO	DNK	WE	696	↑ 4.7	54.6	↓ -1.9	54.6	↓ -0.5	● 1.4	↓ -6.7	0.9	15.9	↓ -10.5	363	↓ -0.3
2814	142	69	Universidade Estadual de Ponta Grossa	HE	BRA	LA	694	↑ 25.0	13.4	↓ -4.6	31.0	↓ -3.9	● 0.6	↓ -3.1	0.8	4.9	↓ -17.3	350	↑ 27.3
2815	755	288	Beijing Institute of Petrochemical Technology	HE	CHN	AS	693	↑ 18.7	5.2	↓ -10.8	9.0	↓ -15.7	● 0.3	↓ -3.1	0.9	2.8	↓ -8.5	470	↑ 22.7
2816	47	7	University College Hospital	HL	NGA	AF	693	↑ 3.4	20.9	↑ 15.8	37.1	↑ 6.6	● 0.8	↑ 3.9	0.9	9.2	↑ 10.2	465	↓ -2.1
2817	176	5	University of Chemical Technology and Metallurgy	HE	BGR	EE	690	↑ 8.3	33.9	↓ -2.2	26.8	↓ -0.7	● 0.6	↑ 3.2	0.9	6.6	↑ 11.4	408	↑ 9.7
2818	916	112	Centro de Investigacion Principe Felipe	HL	ESP	WE	689	↑ 16.0	41.8	↑ 1.3	84.0	↓ -0.6	● 1.7	↑ 5.7	0.9	22.2	↑ 2.6	274	↑ 14.2
2819	917	33	Dutch Polymer Institute	GO	NLD	WE	688	↓ -4.8	55.8	↑ 21.2	81.5	↑ 1.5	● 2.1	↓ -3.2	0.9	28.6	↓ -0.3	177	↓ -30.3
2820	918	20	Hospitais da Universidade de Coimbra	HL	PRT	WE	687	↑ 17.6	24.9	↑ 3.8	41.3	↓ -2.7	● 1.2	↑ 0.9	0.9	10.3	↑ 17.6	372	↑ 15.2
2821	756	92	Kakatiya University	HE	IND	AS	687	↑ 22.0	9.9	↑ 18.6	11.8	↓ -14.9	● 0.4	↓ -6.5	0.9	3.2	↓ -26.3	538	↑ 20.6
2822	557	475	Rowan University	HE	USA	NA	687	↑ 2.1	15.6	↑ 5.8	32.6	↑ 0.2	● 1.0	↓ -4.8	0.7	10.2	↓ -6.8	449	↑ 2.5
2823	177	18	University of Oradea	HE	ROU	EE	687	↑ 29.1	24.6	↓ -8.5	10.3	↓ -8.4	● 0.6	↓ -7.7	0.9	6.1	↓ -14.4	487	↑ 36.8
2824	558	476	Universities Space Research Association	GO	USA	NA	685	→ 0.0	52.9	↑ 3.7	67.3	↑ 6.7	● 1.7	↑ 5.7	0.9	19.0	↑ 4.7	131	↓ -4.4
2825	178	46	University of Bialystok	HE	POL	EE	684	↑ 6.5	34.1	↑ 4.6	38.9	↑ 4.0	● 0.7	↑ 17.5	0.8	5.5	↑ 39.0	469	↑ 5.6
2826	919	15	Adelaide and Meath Hospital Incorporating the National Children's Hospital	HL	IRL	WE	683	↑ 5.6	31.9	↑ 8.1	51.8	↓ -2.8	● 1.5	↓ -1.3	0.9	12.6	↓ -0.2	434	↑ 3.6
2827	85	70	Orygen Youth Health	HL	AUS	OC	683	↑ 17.6	32.5	↑ 6.7	74.4	↓ -2.5	● 2.2	↓ -0.9	1.0	32.8	↓ -2.3	290	↑ 9.8
2828	86	71	Bureau of Meteorology	GO	AUS	OC	682	↑ 14.2	47.1	↑ 6.9	56.3	↑ 10.2	● 1.9	↑ 8.4	1.0	23.1	↑ 7.0	336	↑ 6.7
2829	920	113	Institut de Fisica d'Altes Energies	GO	ESP	WE	682	↓ -1.7	79.6	↓ -1.0	67.9	↓ -5.0	● 2.1	↓ -0.5	1.0	26.2	↑ 3.6	164	↓ -1.2
2830	921	154	London Business School	HE	GBR	WE	682	↑ 2.2	53.5	↑ 12.2	63.1	↓ -1.7	● 2.2	↓ -10.0	1.0	30.5	↓ -10.4	389	↑ 1.0
2831	757	289	Communication University of China	HE	CHN	AS	681	↑ 50.0	12.2	↓ -13.5	6.0	↓ -2.4	● 0.4	→ 0.0	0.9	3.4	↓ -17.0	537	↑ 58.4
2832	758	12	Monash University, Bandar Sunway	HE	MYS	AS	681	↑ 29.2	41.3	↓ -4.2	28.8	↑ 1.8	● 0.9	↓ -6.1	0.7	10.6	↑ 0.7	439	↑ 26.5
2833	559	477	Prairie View A&M University	HE	USA	NA	681	↓ -3.4	32.5	↓ -10.6	46.3	↓ -9.7	● 1.2	↑ 6.2	0.8	13.8	↓ -9.7	332	↑ 1.5
2834	143	70	Universidade Estadual de Feira de Santana	HE	BRA	LA	681	↑ 18.4	20.4	↓ -3.8	26.1	↓ -6.6	● 0.8	↑ 7.7	0.8	5.9	↑ 6.8	339	↑ 25.6
2835	48	5	Hopital La Rabta	HL	TUN	AF	680	↑ 9.0	12.1	↓ -4.7	15.3	↓ -1.6	● 0.4	→ 0.0	0.9	0.6	↓ -7.8	494	↑ 10.8
2836	144	19	Instituto Balseiro	HE	ARG	LA	680	↑ 4.6	51.3	↓ -1.9	69.6	↓ -1.1	● 1.1	↑ 11.7	0.9	9.5	↑ 5.1	362	↑ 4.0
2837	759	10	Pakistan Council of Scientific and Industrial Research	GO	PAK	AS	680	↑ 11.5	17.7	↑ 14.5	12.4	↓ -9.3	● 0.5	↑ 6.4	0.9	6.6	↓ -1.1	383	↑ 4.1
2838	922	114	Complejo Hospitalario Virgen de La Victoria	HL	ESP	WE	679	↑ 13.2	12.7	↑ 10.2	42.3	↑ 3.1	● 1.3	↓ -0.8	0.9	11.8	↓ -1.8	321	↑ 15.1
2839	923	110	Deutsche Sporthochschule Koln	HE	DEU	WE	679	↑ 11.3	31.1	↑ 7.1	48.6	↓ -3.4	● 1.1	↑ 4.7	0.9	13.0	↑ 2.2	444	↑ 12.4
2840	760	9	National Cancer Centre	HL	SGP	AS	679	↑ 3.7	37.1	↑ 2.6	75.4	↓ -3.0	● 1.2	↓ -33.5	0.9	13.5	↑ 8.8	318	↑ 2.3
2841	761	93	Pondicherry University	HE	IND	AS	679	↑ 22.8	19.4	↑ 6.5	30.3	↓ -3.6	● 0.7	→ 0.0	0.8	6.6	↓ -7.5	474	↑ 20.0
2842	924	21	Universidade dos Acores	HE	PRT	WE	679	↑ 16.5	58.0	↑ 2.2	53.9	↓ -3.0	● 1.0	→ 0.0	0.8	9.7	↑ 3.6	348	↑ 11.9
2843	87	72	Telethon Institute for Child Health Research	HL	AUS	OC	678	↑ 10.1	36.0	↑ 2.7	77.4	↓ -1.2	● 1.9	→ 0.0	0.9	20.2	↑ 2.2	345	↑ 9.9
2844	145	71	Universidade de Caixas do Sul	HE	BRA	LA	678	↑ 16.3	22.4	↓ -7.3	38.8	↓ -6.6	● 0.8	↓ -8.4	0.7	7.4	↓ -13.6	358	↑ 18.5

WR/RR/CR World/Region/Country Rank

AF Africa AS Asia EE Eastern Europe LA Latin America ME Middle East NA Northern America OC Oceania WE Western Europe

GO Government HE Higher Education HL Health PR Private OT Others

WR	RR	CR	Organization	Sector	Country	Region	Output	O-VR(%)	IC(%)	IC-VR(%)	Q1(%)	Q1-VR(%)	NI	NI-VR(%)	Spec	Exc(%)	Exc-VR(%)	Leadership	Leadership-VR(%)
2845	925	185	Ecole Nationale Supérieure de Techniques Avancées	HE	FRA	WE	677	↑ 0.6	47.9	↓ -1.8	44.6	↑ 0.4	● 1.5	↓ -5.6	0.9	15.8	↓ -6.6	382	↓ -1.0
2846	926	16	Cork University Hospital	HL	IRL	WE	676	↑ 6.1	29.4	↑ 1.4	52.1	↓ -6.6	● 1.5	↑ 11.1	0.9	14.3	↑ 9.7	449	↑ 7.2
2847	762	290	General Research Institute for Nonferrous Metals	PR	CHN	AS	675	↑ 21.6	4.0	↓ -3.4	22.8	↑ 6.4	● 0.6	↑ 5.3	1.0	5.2	↑ 8.4	469	↑ 25.4
2848	560	478	Desert Research Institute, Reno	HE	USA	NA	673	↓ -1.5	35.7	↑ 4.1	66.3	↑ 2.6	● 1.6	↓ -1.8	0.9	22.9	↓ -5.6	313	↓ -1.3
2849	763	14	National Electronics and Computer Technology Center	GO	THA	AS	673	↑ 33.8	14.9	↓ -13.1	15.0	↓ -9.0	● 0.9	↓ -12.9	0.9	7.8	↓ -19.3	346	↑ 32.1
2850	179	30	Saint Petersburg State University of Information Technologies, Mechanics and Optics	HE	RUS	EE	673	↑ 9.1	18.6	↓ -3.7	9.2	↓ -6.9	● 0.4	↓ -5.1	0.9	3.7	↓ -17.2	468	↑ 15.3
2851	764	94	University of Kerala	HE	IND	AS	673	↑ 11.6	10.6	↑ 4.2	32.2	↓ -6.1	● 0.8	↑ 5.1	0.7	10.2	↑ 8.9	483	↑ 15.0
2852	143	18	Edith Wolfson Medical Center	HL	ISR	ME	672	↓ -1.9	28.4	↑ 0.4	63.5	↓ -0.6	● 1.2	↑ 5.2	0.9	11.0	↑ 9.2	350	↓ -5.1
2853	49	8	Federal University of Technology Akure	HE	NGA	AF	671	↑ 12.0	23.1	↑ 1.0	14.6	↓ -9.8	● 0.4	→ 0.0	0.8	1.9	↑ 8.7	469	↑ 9.8
2854	765	69	Shu-Te University	HE	TWN	AS	671	↑ 9.5	9.1	↑ 9.3	31.3	↑ 5.4	● 1.6	↑ 20.3	0.8	24.0	↑ 14.2	268	↑ 10.7
2855	146	24	Universidad Autonoma del Estado de Hidalgo	HE	MEX	LA	671	↑ 6.7	30.6	↓ -0.9	30.7	↓ -9.3	● 0.5	↓ -10.5	0.8	4.1	↓ -20.5	358	↑ 6.9
2856	147	72	Universidade Federal de Ciências da Saúde de Porto Alegre	HE	BRA	LA	671	↑ 26.1	15.8	↑ 2.5	37.3	↑ 3.8	● 0.7	↑ 15.6	0.9	4.9	↑ 4.7	308	↑ 18.5
2857	148	73	Faculdade de Medicina de São José do Rio Preto	HE	BRA	LA	669	↑ 11.3	9.4	↓ -4.1	26.9	↑ 2.4	● 0.7	→ 0.0	0.9	3.5	↓ -17.2	437	↑ 14.1
2858	766	291	Guangzhou University of Traditional Chinese Medicine	HE	CHN	AS	669	↑ 7.4	8.4	↑ 0.2	14.7	↓ -0.8	● 0.4	↑ 12.1	0.9	2.3	↑ 8.5	421	↑ 2.7
2859	88	73	South Australian Research and Development Institute	GO	AUS	OC	669	↑ 6.7	31.4	↑ 2.5	52.3	↑ 7.9	● 1.0	↑ 3.2	0.9	9.8	↑ 7.0	268	↓ -2.5
2860	144	19	Assaf Harofeh Medical Center Zerifin	HL	ISR	ME	668	↓ -0.4	18.9	↑ 4.6	63.2	↑ 0.7	● 0.9	↑ 5.7	0.8	10.3	↑ 9.8	456	↑ 2.0
2861	927	155	National Oceanography Centre Southampton	GO	GBR	WE	667	↓ -10.5	63.4	↑ 3.4	71.2	↓ -0.8	● 1.5	↑ 5.6	0.9	20.6	↑ 5.4	280	↓ -13.6
2862	180	31	S. I. Vavilov State Optical Institute	GO	RUS	EE	667	NA	28.0	NA	16.3	NA	● 0.5	NA	1.0	3.4	NA	403	NA
2863	767	15	Maharakham University	HE	THA	AS	666	↑ 31.1	22.2	↓ -0.1	21.0	↓ -7.9	● 0.6	↑ 5.2	0.8	5.0	↑ 2.3	453	↑ 31.7
2864	768	13	University of Malaysia, Perlis	HE	MYS	AS	666	↑ 51.7	17.0	↑ 18.3	14.0	↓ -8.5	● 0.6	↓ -3.3	0.9	8.0	↓ -15.7	474	↑ 51.4
2865	769	292	Beijing Institute of Radiation Medicine	GO	CHN	AS	665	↑ 7.8	10.2	↑ 5.2	58.1	↓ -1.3	● 0.8	→ 0.0	0.9	6.9	↓ -8.7	475	↑ 6.3
2866	770	171	Fukuoka Institute of Technology	HE	JPN	AS	665	↑ 18.5	38.5	↑ 5.4	19.6	↓ -13.0	● 0.7	↓ -9.6	0.9	7.2	↓ -4.3	386	↑ 18.4
2867	561	479	Kennesaw State University	HE	USA	NA	665	↑ 11.8	11.4	↑ 6.2	35.0	↓ -10.5	● 1.1	↓ -3.4	0.8	13.6	↓ -8.4	438	↑ 13.2
2868	928	186	Université de Technologie de Troyes	HE	FRA	WE	665	↑ 2.8	34.4	↓ -1.0	36.8	↑ 0.6	● 1.3	↓ -1.5	0.9	15.7	↓ -7.3	387	↓ -0.3
2869	929	15	University of Agder	HE	NOR	WE	665	↑ 38.8	46.5	↑ 3.5	28.3	↓ -10.9	● 1.0	↓ -18.3	0.8	11.0	↓ -27.0	393	↑ 44.5
2870	771	172	Aichi Institute of Technology	HE	JPN	AS	664	↑ 4.4	20.2	↓ -2.0	24.0	↓ -8.2	● 0.6	↓ -11.3	0.8	7.4	↓ -16.6	353	↑ 6.6
2871	930	111	Leibniz Institut für Pflanzengenetik und Kulturpflanzenforschung	GO	DEU	WE	663	↑ 4.1	60.6	↑ 1.6	75.3	↓ -0.3	● 1.6	↑ 1.3	0.9	23.3	↓ -2.6	305	↑ 0.7
2872	931	112	Deutsches Herzzentrum Berlin	HL	DEU	WE	662	↑ 3.1	32.9	↑ 0.2	69.6	↑ 2.5	● 1.4	↑ 3.8	0.9	17.5	↓ -3.1	374	↑ 4.5
2873	772	2	International Rice Research Institute Filipinas	GO	PHL	AS	662	↑ 5.1	86.3	↑ 0.3	72.2	↑ 1.1	● 1.6	↓ -2.4	0.9	24.1	↓ -0.9	270	↑ 11.6

WR/RR/CR World/Region/Country Rank

AF Africa AS Asia EE Eastern Europe LA Latin America ME Middle East NA Northern America OC Oceania WE Western Europe

GO Government HE Higher Education HL Health PR Private OT Others

WR	RR	CR	Organization	Sector	Country	Region	Output	O-VR(%)	IC(%)	IC-VR(%)	Q1(%)	Q1-VR(%)	NI	NI-VR(%)	Spec	Exc(%)	Exc-VR(%)	Leadership	Leadership-VR(%)
2874	562	480	Youngstown State University	HE	USA	NA	662	↑ 14.7	36.9	↑ 8.5	39.3	↑ 1.6	0.9	↑ 8.5	0.8	10.0	↑ 4.6	339	↑ 11.5
2875	773	95	Bose Institute Kolkata	GO	IND	AS	661	↑ 11.8	19.8	↓ -6.3	53.1	↓ -6.0	1.0	↑ 5.6	0.9	10.2	↑ 10.9	454	↑ 8.9
2876	563	481	Indiana State University	HE	USA	NA	659	↓ -1.8	18.7	↑ 8.9	48.1	↓ -3.7	1.0	↓ -2.0	0.8	11.3	↓ -10.4	419	↑ 0.2
2877	181	32	Ivanovo State University of Chemistry and Technology	HE	RUS	EE	659	↑ 2.2	17.0	↓ -3.0	9.0	↓ -2.2	0.2	→ 0.0	1.0	0.3	↓ -36.2	430	↑ 1.9
2878	564	482	University of Maryland, Center for Environmental Science	GO	USA	NA	659	↑ 4.3	26.9	↓ -1.3	72.7	↑ 3.9	1.6	→ 0.0	0.9	23.5	↓ -6.6	304	↑ 3.4
2879	932	115	Centro de Regulacion Genomica	HL	ESP	WE	657	↑ 25.4	62.0	↓ -1.9	88.1	↑ 0.4	2.1	↑ 7.6	0.9	29.4	↑ 4.9	273	↑ 24.7
2880	145	1	University of Qatar	HE	QAT	ME	657	↑ 23.5	62.3	↑ 8.6	25.1	↓ -12.7	1.0	↑ 9.2	0.7	10.5	↓ -2.2	381	↑ 16.2
2881	933	116	Hospital Universitario Fundacion Alcorcon	HL	ESP	WE	656	↑ 4.1	12.0	↓ -12.8	36.9	↓ -3.6	1.0	↑ 1.0	0.9	11.3	↓ -1.5	346	↓ -1.4
2882	934	117	Centro de Investigacion Biomedica en Red sobre	HL	ESP	WE	653	↑ 67.4	42.3	↑ 9.9	82.5	↑ 1.6	2.0	↓ -1.0	0.9	25.5	↑ 6.8	191	↑ 70.5
2883	774	78	Chungju National University	HE	KOR	AS	653	↑ 23.7	10.0	↓ -13.9	35.1	↓ -0.5	0.8	→ 0.0	0.8	6.8	↓ -7.1	340	↑ 21.4
2884	775	14	University of Malaysia, Sarawak	HE	MYS	AS	652	↑ 37.0	28.4	↓ -3.5	20.7	↓ -1.4	0.9	↑ 1.2	0.8	10.3	↑ 12.3	422	↑ 37.9
2885	935	118	Instituto Espanol de Oceanografia	GO	ESP	WE	651	↑ 7.1	45.2	↑ 6.8	61.8	↑ 6.7	1.3	↑ 0.8	0.9	15.1	↑ 2.3	261	↓ -3.3
2886	936	113	Leibniz Institut fur Gewasserokologie und Binnenfischerei	GO	DEU	WE	651	↑ 3.7	60.2	↑ 9.9	63.0	↑ 6.0	1.3	↑ 2.3	0.9	15.9	↑ 6.7	328	↑ 0.3
2887	937	22	Centro Hospitalar do Porto	HL	PRT	WE	650	↑ 7.6	27.4	↑ 5.3	41.7	↑ 7.1	0.8	↑ 13.7	0.9	8.7	↑ 16.8	313	↑ 3.0
2888	938	119	Centro de Investigacion Biomedica en Red de Enfermedades Respiratorias	HL	ESP	WE	649	↑ 52.3	34.2	↓ -8.3	68.1	↓ -4.9	2.3	↓ -11.2	0.9	24.7	↓ -1.2	115	↑ 91.7
2889	939	114	Institute for the Study of Labor	PR	DEU	WE	649	↑ 15.3	82.1	↑ 2.3	48.8	↓ -1.8	1.3	↑ 0.8	1.0	13.4	↓ -4.4	95	↑ 13.1
2890	146	37	Shahrood University of Technology	HE	IRN	ME	649	↑ 46.5	16.5	↓ -3.9	21.9	↑ 11.4	0.9	↑ 7.3	0.8	11.4	↑ 19.9	419	↑ 46.0
2891	50	5	Universite Djillali Liabes de Sidi Bel Abbas	HE	DZA	AF	647	↑ 12.5	45.9	↓ 0.0	40.0	↓ -0.8	1.0	↑ 6.7	0.9	9.9	↑ 3.4	436	↑ 10.4
2892	565	483	California State Polytechnic University, Pomona	HE	USA	NA	646	↑ 7.0	22.8	↑ 3.4	41.0	↓ -4.3	1.0	↓ -6.7	0.7	10.6	↓ -16.3	381	↑ 10.4
2893	940	20	International Institute for Applied Systems Analysis	GO	AUT	WE	646	↑ 16.6	84.4	↑ 2.7	70.4	↑ 3.2	1.9	↑ 2.7	0.9	25.2	↑ 1.2	221	↑ 12.8
2894	566	484	Southwest Foundation for Biomedical Research	HL	USA	NA	646	↓ -1.7	43.3	↑ 6.3	81.0	↓ -1.7	1.4	↓ -5.4	0.9	18.6	↑ 3.3	211	↓ -4.5
2895	149	74	Universidade Estadual do Ceara	HE	BRA	LA	645	↑ 22.4	18.1	↓ -7.2	28.7	↓ -12.1	0.7	→ 0.0	0.8	5.0	↑ 6.4	323	↑ 25.2
2896	941	187	Centre Oscar Lambret	HL	FRA	WE	644	↑ 10.7	24.1	↑ 3.8	52.3	↑ 2.9	1.1	↓ -0.9	0.9	11.0	↓ -3.4	289	↑ 10.3
2897	567	485	Corning Incorporated	PR	USA	NA	644	↑ 1.7	22.4	↑ 6.4	46.6	↓ -1.1	1.3	↑ 4.7	0.9	18.0	↑ 9.5	376	↓ -2.6
2898	776	293	Shanghai University of Finance and Economics	HE	CHN	AS	644	↑ 28.3	26.1	↑ 4.8	18.5	↑ 1.9	0.6	↓ -1.6	0.9	6.4	↑ 22.4	394	↑ 33.1
2899	147	2	Hamad Medical Corporation	HL	QAT	ME	643	↑ 2.9	37.3	↑ 9.0	26.1	↓ -5.6	0.6	↑ 12.0	0.9	6.3	↑ 15.4	527	↑ 1.0
2900	777	173	National Institute of Polar Research	GO	JPN	AS	643	↑ 13.2	49.9	↓ -4.8	57.2	↓ -3.5	0.9	↓ -8.3	1.0	7.3	↓ -22.3	170	↑ 6.3
2901	182	5	Semiconductor Physics Institute	GO	LTU	EE	642	↑ 0.5	53.6	↓ -1.1	34.6	↑ 2.3	0.9	↑ 8.1	0.9	7.2	↑ 20.7	408	↓ -4.4
2902	778	294	Qingdao Agricultural University	HE	CHN	AS	641	↑ 18.9	14.5	↓ -6.9	23.9	↑ 8.1	0.5	↑ 12.8	0.8	4.9	↑ 28.3	260	↑ 28.7
2903	148	15	Egyptian Petroleum Research Institute	GO	EGY	ME	640	↑ 12.9	7.8	↓ -1.6	22.3	↓ -8.9	0.5	→ 0.0	0.9	4.8	↓ -1.4	469	↑ 13.3
2904	183	7	Kharkov National University of Radio Electronics	HE	UKR	EE	640	NA	25.0	NA	8.6	NA	0.3	NA	0.9	3.5	NA	512	NA
2905	779	10	Singapore Eye Research Institute	HL	SGP	AS	640	↑ 20.1	69.2	↑ 3.1	80.9	↑ 0.3	2.5	↑ 11.9	1.0	30.3	↓ -3.2	136	↑ 47.8

WR/RR/CR World/Region/Country Rank

AF Africa AS Asia EE Eastern Europe LA Latin America ME Middle East NA Northern America OC Oceania WE Western Europe

GO Government HE Higher Education HL Health PR Private OT Others

WR	RR	CR	Organization	Sector	Country	Region	Output	O-VR(%)	IC(%)	IC-VR(%)	Q1(%)	Q1-VR(%)	NI	NI-VR(%)	Spec	Exc(%)	Exc-VR(%)	Leadership	Leadership-VR(%)
2906	942	115	Helmut Schmidt Universität - Universität der Bundeswehr Hamburg	HE	DEU	WE	639	↑ 13.7	17.5	↑ 14.6	27.4	↓ -2.0	● 1.0	↑ 12.9	0.8	8.7	↑ 11.3	457	↑ 12.8
2907	89	74	St George Hospital	HL	AUS	OC	639	↑ 8.7	26.5	↑ 1.7	61.4	↑ 2.8	● 2.0	↑ 2.0	0.9	18.4	↑ 3.2	341	↑ 3.6
2908	943	188	Universite de Toulouse - Pole de Recherche et d'Enseignement Superieur	GO	FRA	WE	638	↑ 64.4	46.4	↓ -0.6	43.9	↑ 5.1	● 1.2	↑ 1.7	0.7	13.6	↓ -7.7	219	↑ 63.4
2909	150	75	Universidade Catolica de Brasilia	HE	BRA	LA	637	↑ 15.4	21.4	↑ 1.6	29.7	↓ -6.9	● 0.7	↓ -10.1	0.8	7.8	↓ -0.9	306	↑ 19.5
2910	90	75	Australia Telescope National Facility	GO	AUS	OC	636	↑ 3.2	84.3	↑ 5.1	81.5	↑ 8.1	● 1.3	↑ 2.3	1.0	15.2	↑ 12.7	120	↓ -2.4
2911	184	8	Clinical Hospital Centre Rijeka	HL	HRV	EE	636	↑ 18.2	12.4	↓ -4.5	39.8	↑ 1.4	● 0.5	↑ 6.8	1.0	3.2	↓ -6.0	401	↑ 19.3
2912	780	79	Korea Food and Drug Administration	GO	KOR	AS	636	↑ 5.3	18.1	↓ -2.5	40.7	↓ -8.6	● 0.8	↑ 1.3	0.9	8.0	↑ 19.3	139	↑ 3.7
2913	781	174	Tohoku Gakuin University	HE	JPN	AS	636	↓ -1.7	39.8	↓ -1.0	56.1	↑ 0.0	● 1.2	↑ 1.7	0.9	14.9	↑ 2.5	190	↑ 2.7
2914	149	3	University of Sharjah	HE	ARE	ME	636	↑ 11.6	54.7	↑ 4.7	26.6	↓ -6.5	● 0.7	↓ -5.4	0.8	8.8	↓ -10.8	401	↑ 9.0
2915	944	26	ABB Corporate Research Center	PR	SWE	WE	635	↑ 10.1	49.3	↑ 13.3	13.9	↑ 6.6	● 1.2	↑ 0.9	0.9	16.5	↓ -3.1	288	↑ 7.1
2916	185	3	Belarusian State University of Informatics and Radioelectronics	HE	BLR	EE	635	↑ 5.8	34.2	→ 0.0	15.3	↓ -6.4	● 0.5	↑ 2.2	0.9	2.2	↓ -27.9	477	↑ 2.8
2917	782	96	Thapar University	HE	IND	AS	635	↑ 25.5	7.9	↓ -0.5	26.3	↓ -4.3	● 0.7	↓ -4.3	0.8	6.0	↓ -9.9	340	↑ 36.0
2918	945	120	Institut Catala d'Investigacio Quimica	GO	ESP	WE	634	↑ 12.4	44.5	↓ -3.1	81.2	↓ -0.4	● 2.4	↓ -0.8	1.0	34.5	↓ -0.2	311	↑ 16.9
2919	946	189	Sanofi-Aventis, S.A.	PR	FRA	WE	632	↓ -11.5	59.0	↑ 5.6	70.3	↓ -0.3	● 2.3	↑ 8.0	0.8	24.9	↑ 2.1	99	↓ -12.4
2920	568	486	The College of New Jersey	HE	USA	NA	632	↑ 5.7	10.6	↑ 3.9	43.2	↑ 2.5	● 1.2	↑ 1.7	0.8	14.6	↑ 4.1	417	↑ 4.3
2921	947	190	Ecole Nationale d'Ingenieurs des Travaux Agricoles de Bordeaux	HE	FRA	WE	631	↑ 25.4	29.2	↓ -11.1	39.1	↓ -5.8	● 1.2	→ 0.0	0.8	13.3	↓ -5.4	344	↑ 31.8
2922	783	295	Hunan University of Technology	HE	CHN	AS	631	↑ 36.0	8.1	↓ -1.3	13.3	↑ 1.2	● 0.6	↑ 13.2	0.8	6.9	↓ -5.7	341	↑ 38.1
2923	948	116	SAP AG	PR	DEU	WE	631	↑ 34.8	30.6	↓ -6.4	9.5	↓ -9.2	● 1.5	↓ -4.9	0.9	14.4	↓ -8.9	403	↑ 37.1
2924	569	487	Palo Alto Research Center	PR	USA	NA	630	↑ 0.3	21.3	↓ -0.3	44.9	↑ 1.5	● 2.4	↑ 9.8	0.9	22.8	↓ -0.7	333	↓ -1.5
2925	949	23	Universidade Catolica Portuguesa	HE	PRT	WE	630	↑ 13.3	41.0	↑ 6.9	49.1	↓ -2.3	● 1.1	↑ 5.0	0.8	9.9	↑ 7.6	390	↑ 12.7
2926	151	76	Universidade Estadual de Santa Cruz	HE	BRA	LA	630	↑ 17.3	29.7	↓ -2.2	29.1	↓ -4.3	● 0.7	↑ 1.6	0.8	6.1	↑ 2.2	313	↑ 25.7
2927	950	156	Zoological Society of London	OT	GBR	WE	630	↑ 10.9	66.5	↓ -1.1	78.9	↓ -2.6	● 1.9	↑ 1.6	0.9	24.2	↓ -0.7	241	↑ 15.9
2928	570	488	Saint Luke's Episcopal Health System	GO	USA	NA	629	↑ 15.8	22.3	↓ -3.3	66.3	↑ 2.6	● 2.2	↓ -12.0	0.9	18.6	↓ -3.5	272	↑ 19.3
2929	784	175	Seikei University	HE	JPN	AS	629	↑ 21.2	14.2	↑ 16.6	25.4	↓ -13.1	● 0.7	↑ 1.4	0.8	6.6	↑ 8.4	353	↑ 16.9
2930	951	117	Universität Koblenz-Landau	HE	DEU	WE	629	↑ 16.1	35.5	↑ 5.0	25.4	↓ -2.9	● 1.3	↓ -4.4	0.9	14.1	↓ -10.7	391	↑ 17.4
2931	571	489	American Cancer Society	HL	USA	NA	628	↑ 4.3	26.9	↑ 16.5	83.8	↑ 1.9	● 6.3	↑ 17.7	0.9	32.0	↑ 3.4	277	↓ -1.8
2932	952	19	Finnish Environment Institute	GO	FIN	WE	628	↑ 3.3	40.6	↑ 11.2	66.4	↑ 1.9	● 1.5	↓ -1.3	0.9	16.8	↓ -6.9	290	↓ -4.0
2933	51	9	University of Agriculture, Abeokuta	HE	NGA	AF	627	↑ 19.7	21.2	↑ 8.9	19.0	↓ -7.1	● 0.4	→ 0.0	0.8	2.8	↑ 19.4	417	↑ 23.0
2934	953	119	Institute for Health and Consumer Protection	GO	ITA	WE	624	↑ 2.8	62.0	↓ -1.7	59.6	↑ 3.7	● 1.3	↑ 2.3	0.9	18.7	↑ 2.1	307	↓ -3.2
2935	954	157	Portsmouth Hospitals NHS Trust	HL	GBR	WE	624	↑ 3.3	14.7	↑ 9.9	48.9	↓ -7.4	● 1.1	↓ -0.9	0.9	12.2	↑ 2.3	400	↑ 4.2
2936	955	118	Robert Bosch GmbH	PR	DEU	WE	624	↓ -0.5	23.9	↑ 3.2	28.4	↓ -0.6	● 1.0	↑ 4.3	0.9	8.5	↑ 9.7	376	↑ 1.9
2937	52	2	Kwame Nkrumah University of Science and Technology	HE	GHA	AF	622	↑ 20.5	57.1	↓ -2.5	46.6	↓ -3.8	● 0.9	↓ -3.3	0.8	9.9	↓ -3.8	301	↑ 29.2
2938	572	490	Seton Hall University	HE	USA	NA	620	↑ 6.0	10.5	↑ 2.1	39.2	↓ -10.1	● 0.7	↓ -11.9	0.8	7.0	↓ -23.7	416	↑ 8.6

WR/RR/CR World/Region/Country Rank

AF Africa AS Asia EE Eastern Europe LA Latin America ME Middle East NA Northern America OC Oceania WE Western Europe

GO Government HE Higher Education HL Health PR Private OT Others

WR	RR	CR	Organization	Sector	Country	Region	Output	O-VR(%)	IC(%)	IC-VR(%)	Q1(%)	Q1-VR(%)	NI	NI-VR(%)	Spec	Exc(%)	Exc-VR(%)	Leadership	Leadership-VR(%)
2939	152	77	Universidade Federal do Estado do Rio de Janeiro	HE	BRA	LA	620	↑ 24.7	15.8	↓ -7.5	19.2	↓ -0.7	0.6	→ 0.0	0.8	4.2	↑ 11.1	299	↑ 25.1
2940	153	78	Universidade Presbiteriana Mackenzie	HE	BRA	LA	620	↑ 18.3	22.6	↓ -4.6	29.2	↓ -10.0	0.7	↓ -6.5	0.8	8.1	↓ -6.6	298	↑ 16.9
2941	956	191	Ecole Nationale Superieure de Ceramique Industrielle	HE	FRA	WE	619	↑ 6.0	31.7	↑ 6.9	63.7	↑ 1.3	1.2	↑ 3.5	0.9	13.0	↑ 0.6	379	↓ -0.8
2942	957	192	Ecole Nationale d'Ingenieurs de Saint-Etienne	HE	FRA	WE	618	↑ 5.8	32.2	↓ -0.5	56.2	↓ -5.0	1.2	↓ -12.6	0.9	18.0	↓ -20.6	407	↑ 6.3
2943	958	121	Hospital Universitario Doctor Peset	HL	ESP	WE	618	↑ 7.3	11.7	↓ -5.5	36.3	↓ -1.5	0.9	↑ 3.4	0.9	10.9	↓ -2.3	322	↑ 5.9
2944	785	296	Dalian Polytechnic University	HE	CHN	AS	616	↑ 14.7	25.5	↑ 6.1	24.0	↓ -2.2	0.6	↑ 1.9	0.8	5.9	↑ 2.6	300	↑ 22.0
2945	573	491	Centocor, Incorporated	PR	USA	NA	615	↑ 5.9	37.1	↑ 2.6	77.2	↓ -2.9	3.0	↑ 2.7	0.9	30.7	↓ -3.3	222	↑ 9.4
2946	574	492	UCSF Helen Diller Family Comprehensive Cancer Center	HL	USA	NA	615	↑ 19.4	24.1	↑ 20.4	77.2	↑ 7.2	2.2	↑ 5.8	0.9	28.5	↑ 15.7	306	↑ 22.4
2947	786	2	University of Colombo	HE	LKA	AS	614	↑ 11.0	39.9	↓ -3.6	36.0	↓ -4.3	0.7	↑ 4.2	0.8	6.7	↑ 5.0	366	↑ 14.4
2948	787	11	University of Peshawar	HE	PAK	AS	613	↑ 30.1	29.0	↑ 2.8	20.2	↑ 1.4	0.7	↑ 12.7	0.8	7.2	↑ 20.1	339	↑ 27.9
2949	575	493	Hampton University	HE	USA	NA	611	↓ -3.6	40.4	↓ -1.4	51.2	↓ -0.7	1.4	↑ 0.7	0.9	14.7	↑ 1.0	206	↓ -5.5
2950	788	176	Toyama Prefectural University	HE	JPN	AS	611	↓ -1.1	16.2	↓ -4.6	34.5	↓ -11.8	0.6	↓ -1.6	0.8	4.1	↓ -3.1	307	↓ -1.9
2951	789	3	Gadjah Mada University	HE	IDN	AS	610	↑ 28.4	68.0	↓ -7.1	38.5	↓ -17.2	0.8	↓ -3.5	0.7	6.3	↑ 5.3	256	↑ 44.6
2952	959	122	Hospital Clinico Universitario de Valladolid	HL	ESP	WE	610	↑ 3.9	11.2	↑ 12.9	29.8	↑ 0.7	0.8	↑ 1.3	0.9	8.4	↑ 6.6	309	↑ 8.8
2953	576	494	Maimonides Medical Center	HL	USA	NA	610	↑ 0.5	13.4	↑ 8.7	63.4	↓ -2.5	1.2	↑ 1.7	0.9	13.6	↑ 21.7	371	↓ -3.4
2954	577	495	Virginia Mason Medical Center	HL	USA	NA	610	↓ -0.7	12.3	↓ -11.1	75.9	→ 0.0	2.5	↑ 14.9	0.9	24.4	↑ 6.4	351	↑ 0.6
2955	960	193	Centre Antoine Lacassagne	HL	FRA	WE	609	↑ 11.1	26.1	↑ 0.8	56.3	↑ 0.9	1.5	↑ 5.5	0.9	17.1	↑ 14.5	310	↑ 9.5
2956	961	123	Donostia Ospitalea	HL	ESP	WE	609	↑ 4.1	11.8	↑ 1.7	37.8	↓ -0.9	1.4	↑ 2.9	0.9	13.7	↑ 4.7	281	↑ 1.4
2957	962	119	Potsdam Institut fur Klimafolgenforschung	GO	DEU	WE	609	↑ 10.3	66.5	↑ 2.8	69.6	↑ 4.1	2.0	↓ -2.4	0.9	27.9	↓ -6.6	263	↑ 4.0
2958	578	496	Mitsubishi Electric Research Laboratories	GO	USA	NA	606	NA	42.7	NA	31.9	NA	2.9	NA	1.0	25.7	NA	287	NA
2959	790	177	Hokkaido University of Health Sciences	HE	JPN	AS	605	↑ 0.8	21.5	↓ -5.9	50.4	↓ -5.5	0.9	↓ -11.2	0.8	6.3	↓ -18.1	319	↑ 3.6
2960	963	17	Our Lady's Hospital for Sick Children	HL	IRL	WE	604	↑ 12.5	43.4	↓ -4.1	56.5	↓ -4.1	1.6	↑ 3.9	0.9	17.4	↑ 7.5	316	↑ 13.7
2961	791	97	Guru Tegh Bahadur Hospital	HL	IND	AS	603	↑ 10.4	5.5	↓ -6.7	19.2	↓ -9.5	0.5	↑ 6.5	0.9	1.2	↑ 58.9	453	↑ 12.1
2962	579	497	Institute for Systems Biology	HL	USA	NA	603	↑ 1.7	56.1	↑ 1.3	87.9	↓ -0.5	3.0	↑ 2.7	0.9	43.5	↓ 0.0	198	↓ -4.3
2963	964	120	Universita degli Studi di Teramo	HE	ITA	WE	603	↑ 4.5	29.5	↓ -3.2	60.5	↓ -0.5	1.1	↓ -0.9	0.9	14.0	↓ -9.4	316	↑ 4.3
2964	580	498	University of Hawaii, Hilo	HE	USA	NA	603	↑ 13.1	33.2	↑ 4.6	62.2	↑ 2.9	1.3	↑ 9.6	0.8	13.9	↑ 14.3	271	↑ 7.5
2965	792	11	DSO National Laboratories	PR	SGP	AS	602	↑ 17.3	36.2	↑ 9.3	49.0	↓ -3.0	1.6	↑ 7.4	0.8	19.5	↑ 1.4	212	↑ 8.7
2966	793	98	Motilal Nehru National Institute Of Technology	HE	IND	AS	602	↑ 40.0	9.1	↓ -14.6	16.3	↓ -11.4	0.9	↓ -2.2	0.8	10.0	↓ -0.8	455	↑ 44.4
2967	154	13	Universidad Andres Bello	HE	CHL	LA	602	↑ 25.4	39.4	↑ 12.5	48.2	↓ -3.7	0.7	→ 0.0	0.8	5.9	↑ 3.0	266	↑ 16.2
2968	794	15	University of Nottingham, Malaysia Campus	HE	MYS	AS	602	↑ 42.3	29.9	↓ -3.5	26.1	↑ 2.2	1.4	↓ -6.1	0.8	18.5	↓ -2.5	425	↑ 40.3
2969	581	499	Denver Health Medical Center	HL	USA	NA	600	↑ 7.7	12.3	↑ 34.6	76.2	↓ -1.1	1.8	↓ -1.1	0.9	24.7	↓ -10.2	300	↑ 1.0
2970	155	20	Universidad Nacional del Nordeste	HE	ARG	LA	600	↑ 14.5	24.5	↓ -4.9	21.5	↓ -3.7	0.4	↑ 5.3	0.9	2.9	↑ 49.5	416	↑ 19.2
2971	186	8	Chernivci State University	HE	UKR	EE	599	↑ 2.9	21.5	↑ 7.2	14.5	↓ -12.9	0.4	↓ -9.5	0.9	2.1	↓ -33.5	502	↑ 1.6
2972	965	120	Institut fur Transurane	GO	DEU	WE	599	↑ 1.9	72.5	↑ 0.7	66.1	↓ -4.5	0.9	↓ -11.7	0.9	8.5	↓ -23.9	246	↓ -6.8
2973	150	5	Yarmouk University	HE	JOR	ME	599	↑ 11.3	37.2	↑ 11.9	23.7	↑ 2.1	0.7	↑ 20.3	0.8	7.7	↑ 56.0	375	↑ 1.9

WR/RR/CR World/Region/Country Rank

AF Africa AS Asia EE Eastern Europe LA Latin America ME Middle East NA Northern America OC Oceania WE Western Europe

GO Government HE Higher Education HL Health PR Private OT Others

WR	RR	CR	Organization	Sector	Country	Region	Output	O-VR(%)	IC(%)	IC-VR(%)	Q1(%)	Q1-VR(%)	NI	NI-VR(%)	Spec	Exc(%)	Exc-VR(%)	Leadership	Leadership-VR(%)
2974	156	79	Faculdade de Ciencias Medicas da Santa Casa de Sao Paulo	HE	BRA	LA	598	↑ 8.9	6.9	↓ -5.9	15.1	↓ -12.1	● 0.4	↑ 4.8	0.9	2.4	↓ -1.3	333	↑ 9.5
2975	795	297	Bohai University	HE	CHN	AS	597	↑ 31.2	3.4	↓ -23.9	18.6	↓ -0.5	● 1.0	↓ -4.0	0.9	13.1	↑ 0.1	445	↑ 43.5
2976	53	6	Habib Bourguiba Hopital	HL	TUN	AF	597	↑ 10.1	13.7	↓ -8.0	19.1	↓ -5.9	● 0.4	↓ -5.1	0.9	1.7	↓ -16.7	375	↑ 10.3
2977	796	99	IBM India Research Laboratory	PR	IND	AS	597	↑ 9.9	43.9	↑ 1.4	19.9	↓ -5.9	● 1.2	↑ 2.7	0.9	12.5	↓ -5.3	355	↑ 7.9
2978	582	500	Indiana University/Purdue University at Fort Wayne	HE	USA	NA	597	↑ 6.8	17.4	↑ 3.6	37.0	↓ -2.8	● 0.7	↓ -10.8	0.8	7.4	↓ -19.3	442	↑ 7.5
2979	187	19	Ovidius University	HE	ROU	EE	597	↑ 18.9	24.5	↓ -3.3	10.6	↑ 1.8	● 0.3	↓ -8.3	0.9	1.3	↓ -0.8	367	↑ 21.5
2980	966	194	Ministere de la Culture et de la Communication	GO	FRA	WE	596	↑ 21.1	39.9	↑ 9.8	47.0	↓ -3.3	● 1.5	↑ 5.0	0.9	15.9	↑ 0.3	311	↑ 19.6
2981	967	158	University of Lincoln	HE	GBR	WE	596	↑ 11.8	20.3	↑ 1.1	40.4	↑ 0.7	● 1.0	↑ 5.6	0.8	9.9	↑ 2.3	418	↑ 9.7
2982	157	21	Universidad Tecnologica Nacional	HE	ARG	LA	594	↑ 17.4	26.3	↓ -3.7	39.6	↓ -0.9	● 1.0	↑ 8.0	0.8	7.7	↓ -14.7	301	↑ 13.2
2983	797	178	University of Kitakyushu	HE	JPN	AS	594	↓ -3.1	14.8	↓ -3.4	30.8	↓ -7.0	● 0.8	↓ -6.1	0.8	5.7	↓ -11.7	414	↓ -0.5
2984	54	7	Centre Hospitalier Universitaire Farhat Hached de Sousse	HL	TUN	AF	593	↑ 8.2	26.5	↑ 8.3	26.5	↑ 5.9	● 0.5	↑ 4.5	0.9	1.9	↑ 13.4	356	↑ 7.9
2985	968	124	Hospital Universitari de Girona Dr. Josep Trueta	HL	ESP	WE	592	↑ 6.7	21.0	↑ 12.9	55.4	↓ -0.5	● 1.8	↓ -1.1	0.9	16.5	↑ 2.6	260	→ 0.0
2986	969	24	Instituto Superior de Ciencias do Trabalho e da Empresa	HE	PRT	WE	592	↑ 22.3	29.2	↑ 5.5	31.9	↑ 2.3	● 0.9	↓ -1.1	0.8	11.0	↓ -4.9	327	↑ 17.2
2987	798	298	Luoyang Normal University	HE	CHN	AS	592	↑ 30.1	6.4	↑ 21.8	16.1	↑ 21.7	● 0.6	↑ 23.9	0.9	5.7	↑ 39.3	373	↑ 27.7
2988	91	76	Royal Women's Hospital	HL	AUS	OC	592	↑ 3.7	36.7	↑ 6.3	73.8	↓ -0.4	● 2.7	↑ 6.8	0.9	27.0	↑ 8.9	277	↑ 6.9
2989	158	80	Sociedade Beneficiente Israelita Brasileira Albert Einstein	HL	BRA	LA	592	↑ 21.3	25.3	↑ 3.1	47.0	↑ 0.5	● 1.2	↓ -2.4	0.9	11.4	↓ -10.7	276	↑ 23.2
2990	799	179	Tokyo Metropolitan Komagome Hospital	HL	JPN	AS	592	↑ 1.0	5.9	↓ -24.7	40.5	↓ -0.6	● 1.4	↑ 19.0	0.9	11.0	↓ -2.5	377	↑ 0.8
2991	55	19	University of Fort Hare	HE	ZAF	AF	592	↑ 25.7	34.6	↓ -0.5	26.5	↑ 1.6	● 0.9	↑ 4.5	0.9	10.0	↑ 16.1	418	↑ 27.4
2992	583	83	Bedford Institute of Oceanography	GO	CAN	NA	591	↑ 0.7	55.0	↑ 7.2	67.3	↑ 6.6	● 1.3	↓ -0.8	0.9	13.4	↓ -7.3	240	↓ -2.8
2993	92	77	George Institute for International Health	HL	AUS	OC	590	↑ 28.8	56.3	↑ 3.1	79.0	↓ -1.4	● 4.6	↓ -10.8	0.9	28.5	↓ -8.0	321	↑ 30.5
2994	800	180	Azabu University	HE	JPN	AS	588	↑ 4.6	23.6	↓ -3.0	53.6	↓ -0.6	● 0.7	↓ -1.5	0.9	4.5	↓ -0.7	314	↑ 5.7
2995	188	9	Clinical Hospital Split	HL	HRV	EE	588	↑ 3.0	16.5	↑ 13.5	35.4	↓ -1.0	● 0.5	→ 0.0	0.9	3.1	↓ -16.5	381	↑ 2.4
2996	801	100	Gulbarga University	HE	IND	AS	588	↑ 10.5	13.3	↑ 5.4	24.8	↓ -7.6	● 0.8	↓ -6.0	0.8	8.7	↓ -18.2	447	↑ 8.2
2997	970	195	Institut Rayonnement Matiere de Saclay	GO	FRA	WE	587	↑ 77.3	42.9	↑ 0.8	75.6	↑ 0.5	● 1.5	↑ 8.9	0.9	19.3	↑ 13.9	327	↑ 66.8
2998	584	84	Toronto Rehab	HL	CAN	NA	587	↑ 19.8	22.5	↑ 11.3	61.8	↓ -0.3	● 1.6	↓ -5.8	0.9	23.1	↓ -3.5	183	↑ 21.2
2999	971	159	University of Bedfordshire	HE	GBR	WE	587	↑ 28.7	36.1	↑ 10.5	34.1	↓ -4.1	● 1.1	↑ 1.9	0.9	11.9	↑ 4.7	359	↑ 30.5
3000	972	25	Instituto Gulbenkian de Ciencia	GO	PRT	WE	586	↑ 11.4	69.5	↑ 4.4	82.9	↓ -1.5	● 1.7	↑ 10.7	0.9	22.8	↑ 7.6	178	↓ -1.1
3001	802	299	Zhongnan University of Economics and Law	HE	CHN	AS	586	↑ 27.1	7.7	↑ 1.2	4.8	↓ -21.3	● 0.3	→ 0.0	0.9	2.0	↑ 40.3	384	↑ 32.0
3002	151	3	Texas A&M University at Qatar	HE	QAT	ME	585	↑ 35.7	76.4	↓ -4.0	33.2	↓ -10.7	● 1.4	↑ 11.7	0.9	17.2	↑ 8.0	251	↑ 57.9
3003	803	181	Wakayama University	HE	JPN	AS	585	↓ -1.8	16.8	↓ -7.6	26.7	↓ -6.0	● 0.6	↓ -4.5	0.9	5.0	↓ -15.8	364	↓ -2.7
3004	189	24	National Institute of Public Health	HL	CZE	EE	584	↑ 3.7	28.8	↓ -0.6	33.7	↑ 1.6	● 1.0	↑ 5.5	0.9	8.1	↓ -3.2	239	↑ 3.9
3005	190	47	Opole University of Technology	HE	POL	EE	584	↑ 10.4	13.7	↑ 2.1	16.3	↓ -8.4	● 0.4	↓ -6.4	0.9	4.0	↓ -20.3	441	↑ 9.2
3006	973	196	Universite de Haute-Alsace Mulhouse-Colmar	HE	FRA	WE	583	↑ 0.7	48.4	↓ -4.1	71.2	↑ 1.3	● 1.4	↑ 3.8	0.9	16.7	↑ 9.4	255	↑ 0.8

WR/RR/CR World/Region/Country Rank

AF Africa AS Asia EE Eastern Europe LA Latin America ME Middle East NA Northern America OC Oceania WE Western Europe

GO Government HE Higher Education HL Health PR Private OT Others

WR	RR	CR	Organization	Sector	Country	Region	Output	O-VR(%)	IC(%)	IC-VR(%)	Q1(%)	Q1-VR(%)	NI	NI-VR(%)	Spec	Exc(%)	Exc-VR(%)	Leadership	Leadership-VR(%)
3007	974	121	Azienda Ospedaliero Universitaria Ospedali Riuniti	HL	ITA	WE	582	↑ 2.1	23.2	↑ 6.7	57.6	↓ -1.8	● 1.1	↑ 0.9	0.9	11.0	↓ -6.5	345	↓ -2.0
3008	152	4	The Petroleum Institute	HE	ARE	ME	582	↑ 52.4	73.4	↑ 0.5	29.7	↑ 6.1	● 1.1	↓ -4.3	0.8	10.6	↑ 11.0	276	↑ 42.3
3009	153	7	King Khalid University	HE	SAU	ME	581	↑ 17.6	54.0	↓ 0.0	30.1	↓ -5.2	● 0.5	↓ -10.0	0.7	4.1	↓ -24.1	374	↑ 15.8
3010	975	125	Institut Catala de Ciencies Cardiovasculars	HL	ESP	WE	580	↑ 36.5	33.8	↑ 12.2	65.5	↓ -8.7	● 1.5	↑ 2.8	0.9	18.4	↑ 3.6	284	↑ 36.5
3011	56	1	Muhimbili University of Health and Allied Sciences	HE	TZA	AF	580	↑ 9.4	72.9	↓ -0.4	60.3	↓ -1.3	● 1.3	↓ -3.7	0.9	15.5	↓ -8.6	237	↑ 12.3
3012	976	26	Instituto Politecnico de Coimbra	HE	PRT	WE	579	↑ 17.4	28.3	↓ -5.0	32.6	↓ -6.4	● 1.0	↓ -2.1	0.8	7.5	↓ -12.6	283	↑ 18.9
3013	977	121	Bundesanstalt fur Geowissenschaften und Rohstoffe	GO	DEU	WE	578	↑ 1.9	48.6	↑ 1.7	53.6	↑ 1.4	● 1.1	↑ 0.9	1.0	13.3	↑ 2.6	280	↑ 1.4
3014	804	16	Silpakorn University	HE	THA	AS	578	↑ 30.8	31.1	↓ -12.9	37.0	↓ -13.9	● 0.8	↓ -12.1	0.8	8.7	↓ -22.5	346	↑ 37.8
3015	154	38	University of Sistan and Baluchestan	HE	IRN	ME	577	↑ 25.2	17.7	↓ -1.8	24.6	↑ 1.3	● 0.8	↓ -1.3	0.8	5.4	↑ 15.8	422	↑ 24.5
3016	978	27	Instituto Politecnico de Braganca	HE	PRT	WE	576	↑ 14.7	28.1	↓ -0.6	47.9	↓ -3.0	● 1.4	↓ -2.7	0.8	19.3	↓ -8.4	290	↑ 21.8
3017	979	197	Hopital Foch	HL	FRA	WE	575	↑ 15.0	16.5	↑ 8.7	41.6	↑ 4.4	● 1.0	↑ 19.0	0.9	11.0	↑ 14.7	293	↑ 11.4
3018	805	12	Bahauddin Zakariya University	HE	PAK	AS	574	↑ 37.0	26.8	↓ -7.9	16.4	↓ -21.1	● 0.7	↓ -6.4	0.9	6.9	↓ -17.8	274	↑ 46.5
3019	806	101	Institute of Mathematical Sciences	GO	IND	AS	573	↑ 11.0	46.1	↑ 4.3	45.0	↓ -1.1	● 1.0	↑ 3.3	0.9	10.9	↑ 5.1	298	↑ 10.8
3020	980	122	Istituto Dermopatico Dell'Immacolata IRCCS	HL	ITA	WE	572	NA	39.9	NA	72.4	NA	● 1.7	NA	0.9	23.9	NA	259	NA
3021	57	2	University of Dar es Salaam	HE	TZA	AF	572	↑ 5.7	63.6	↑ 1.3	45.3	↓ -2.0	● 1.0	↓ -5.0	0.8	9.5	↓ -12.1	285	↑ 0.7
3022	159	81	Instituto Adolfo Lutz	HL	BRA	LA	571	↑ 3.3	26.3	↓ -8.1	42.9	↓ -5.1	● 0.8	↓ -5.9	0.9	7.4	↑ 4.2	181	↑ 4.6
3023	981	28	Instituto Politecnico de Leiria	HE	PRT	WE	571	↑ 29.2	36.4	↑ 8.8	24.0	↑ 11.6	● 0.8	↑ 1.3	0.8	8.1	↑ 12.8	360	↑ 24.1
3024	807	80	Korea Astronomy and Space Science Institute	GO	KOR	AS	571	↑ 7.1	72.3	↑ 7.1	69.4	↑ 0.2	● 0.7	↑ 2.9	1.0	5.3	↓ -7.2	231	↑ 6.9
3025	982	27	University of Peloponnese	HE	GRC	WE	571	↑ 14.2	25.7	↓ -4.7	32.4	↓ -8.5	● 1.0	↓ -2.0	0.8	14.4	↓ -0.1	293	↑ 14.5
3026	983	126	Complejo Hospitalario Materno - Insular	HL	ESP	WE	570	↑ 16.3	10.5	↑ 12.1	28.8	↑ 8.4	● 0.7	→ 0.0	0.9	5.5	↓ -7.1	339	↑ 16.9
3027	808	81	Kangbuk Samsung Hospital	HL	KOR	AS	570	↑ 20.8	8.3	↑ 14.6	51.4	↓ -5.2	● 1.1	↓ -0.9	0.9	10.6	↓ -7.5	309	↑ 17.9
3028	809	70	Wan Fang Hospital	HL	TWN	AS	569	↑ 13.8	10.0	↓ -3.7	57.6	↓ -6.1	● 0.9	↓ -9.5	0.8	8.4	↓ -14.1	155	↑ 17.4
3029	585	501	Arkansas State University	HE	USA	NA	568	NA	15.7	NA	39.6	NA	● 1.0	NA	0.7	10.8	NA	321	NA
3030	810	102	Institute of Physics Bhubaneswar	GO	IND	AS	568	↑ 2.0	45.1	↑ 9.6	65.9	↓ -1.1	● 1.3	↓ -4.3	0.9	12.3	↑ 6.3	254	↓ -3.1
3031	811	182	Kyoto Prefectural University	HE	JPN	AS	568	↑ 3.5	16.0	↑ 6.0	56.5	↓ -1.2	● 0.8	↓ -6.0	0.8	6.8	↓ -18.9	279	↑ 6.5
3032	984	122	Laser Zentrum Hannover	GO	DEU	WE	568	↑ 7.8	30.1	↑ 3.0	38.6	↑ 13.5	● 1.4	↓ -1.4	0.9	16.6	↑ 4.7	356	↑ 6.0
3033	812	13	University of Sargodha	HE	PAK	AS	568	↑ 58.2	29.2	↑ 7.1	10.9	↓ -10.9	● 0.6	↓ -1.7	0.9	4.6	↓ -8.0	361	↑ 70.3
3034	586	502	BJC HealthCare	HL	USA	NA	567	↑ 12.5	18.2	↑ 1.7	75.3	↑ 1.2	● 1.9	↓ -3.1	0.9	23.0	↓ -3.9	250	↑ 18.5
3035	813	300	Shanxi Normal University	HE	CHN	AS	567	↓ -0.9	11.6	↓ -23.5	29.3	↑ 8.8	● 0.6	↓ -4.5	0.8	6.4	↓ -1.1	351	↑ 4.5
3036	155	39	University of Mohaghegh Ardabili	HE	IRN	ME	567	↑ 43.9	10.2	↓ -10.4	24.3	↑ 3.1	● 1.0	↑ 10.9	0.9	12.4	↑ 2.2	402	↑ 39.6
3037	814	301	Ningxia University	HE	CHN	AS	566	↑ 13.2	8.8	↓ -8.0	18.0	↑ 3.6	● 0.4	↑ 2.6	0.8	2.4	↓ -7.7	269	↑ 20.6
3038	985	127	Centre Tecnologic de Telecomunicacions de Catalunya	GO	ESP	WE	565	↑ 29.9	44.3	↑ 10.0	28.9	↓ -11.0	● 1.2	↑ 11.5	1.0	13.4	↑ 9.3	373	↑ 25.6
3039	815	71	Fooyin University	HE	TWN	AS	565	↑ 3.9	8.3	↑ 7.8	50.3	↓ -8.2	● 0.8	↓ -9.0	0.8	7.1	↓ -10.2	209	↑ 9.4
3040	160	22	Universidad Nacional de San Juan	HE	ARG	LA	565	↑ 15.5	48.3	↓ -4.0	28.9	↓ -14.5	● 0.8	↑ 4.0	0.9	4.6	↑ 7.0	327	↑ 22.0
3041	986	28	University Hospital of Ioannina	HL	GRC	WE	565	↑ 7.8	23.9	↑ 8.8	55.9	↓ -2.9	● 0.9	↓ -11.2	0.9	7.6	↓ -0.5	333	↑ 12.5

WR/RR/CR World/Region/Country Rank

AF Africa AS Asia EE Eastern Europe LA Latin America ME Middle East NA Northern America OC Oceania WE Western Europe

GO Government HE Higher Education HL Health PR Private OT Others

WR	RR	CR	Organization	Sector	Country	Region	Output	O-VR(%)	IC(%)	IC-VR(%)	Q1(%)	Q1-VR(%)	NI	NI-VR(%)	Spec	Exc(%)	Exc-VR(%)	Leadership	Leadership-VR(%)
3042	816	302	Tianjin University of Technology and Education	HE	CHN	AS	564	↑ 49.6	7.8	↑ 5.0	8.9	↓ -1.7	● 0.5	↑ 8.9	0.9	4.3	↓ -12.7	354	↑ 60.9
3043	987	128	Centro de Investigacion Biomedica en Red Fisiopatologia de la Obesidad y Nutricion	HL	ESP	WE	563	↑ 70.6	28.2	↑ 5.9	74.8	↓ -0.9	● 1.7	↓ -6.2	0.9	23.3	↓ -5.8	90	↑ 143.2
3044	817	103	Sardar Patel University	HE	IND	AS	563	↑ 7.0	8.5	↓ -4.6	22.7	↓ -12.1	● 0.7	↓ -4.1	0.9	7.7	↓ -7.8	408	↑ 3.8
3045	58	1	Universite de Cocody	HE	CIV	AF	563	↑ 19.5	50.4	↓ -1.4	26.8	↓ -4.3	● 0.5	→ 0.0	0.8	6.7	↑ 3.4	284	↑ 24.0
3046	988	123	CESifo Group	OT	DEU	WE	562	↑ 18.6	61.7	↑ 2.0	44.7	↑ 0.8	● 1.3	↑ 6.8	1.0	14.1	↑ 14.8	138	↑ 7.0
3047	989	129	European Space Astronomy Centre	GO	ESP	WE	562	NA	92.9	NA	69.8	NA	● 1.2	NA	1.0	12.4	NA	96	NA
3048	587	85	Alberta Children's Hospital	HL	CAN	NA	561	↑ 3.1	34.4	↓ -4.5	57.2	↑ 5.9	● 1.2	↓ -3.1	0.9	14.0	↑ 5.3	273	↓ -4.9
3049	818	303	Anhui Agricultural University	HE	CHN	AS	561	↑ 22.5	15.5	↓ -2.7	22.1	↓ -0.8	● 0.5	↓ -8.0	0.8	3.3	↓ -15.4	284	↑ 33.3
3050	819	104	Dr. Babasaheb Ambedkar Marathwada University	HE	IND	AS	561	↑ 24.4	5.5	↓ -11.0	18.4	↓ -4.8	● 0.7	↑ 5.9	0.9	7.8	↑ 23.7	367	↑ 29.7
3051	990	31	Forschungsanstalt Agroscope Reckenholz-Tanikon Art	GO	CHE	WE	561	↑ 7.3	49.9	↑ 7.0	69.0	↓ -1.4	● 1.9	↑ 2.1	0.9	28.3	↑ 2.3	281	↑ 0.7
3052	991	130	Hospital Universitario Principe de Asturias	HL	ESP	WE	561	↑ 2.6	8.7	↑ 6.1	48.7	↑ 4.8	● 0.7	↑ 1.5	0.9	6.4	↓ -2.6	301	↑ 1.0
3053	820	82	Korea Aerospace Research Institute	GO	KOR	AS	561	↑ 7.9	18.5	↓ -7.3	25.3	↑ 11.5	● 0.7	↑ 10.8	0.9	5.2	↓ -13.6	308	↑ 8.5
3054	992	123	Ospedale infantile Burlo Garofolo IRCCS	HL	ITA	WE	561	↑ 6.5	28.0	↑ 12.6	51.3	↓ -0.5	● 1.0	↑ 9.8	0.9	9.8	↑ 10.4	326	↑ 3.8
3055	993	29	Aghia Sophia Children's Hospital	HL	GRC	WE	560	↑ 5.3	22.7	↑ 2.3	50.2	↓ -1.1	● 1.0	↑ 6.4	0.9	9.7	↑ 14.6	246	↑ 8.4
3056	161	25	Universidad Autonoma de Queretaro	HE	MEX	LA	560	↑ 25.3	31.6	↓ -3.9	36.1	↓ -2.9	● 0.8	↓ -3.8	0.8	7.7	↓ -1.9	269	↑ 24.5
3057	994	124	Weierstrass Institut fur Angewandte Analysis und Stochastik	GO	DEU	WE	560	NA	52.9	NA	58.6	NA	● 1.3	NA	0.9	14.9	NA	309	NA
3058	821	105	Devi Ahilya University	HE	IND	AS	558	↑ 11.6	17.6	↓ -8.5	29.8	↓ -7.6	● 0.7	↑ 3.1	0.8	6.5	↓ -9.8	374	↑ 13.0
3059	995	131	Hospital Universitario de Getafe	HL	ESP	WE	558	↑ 2.8	15.2	↓ -3.9	32.1	↓ -0.5	● 0.8	↑ 1.3	0.9	8.5	↓ -4.5	314	↑ 3.6
3060	822	72	Mackay Medicine, Nursing and Management College	HE	TWN	AS	558	↑ 9.8	10.0	↑ 15.9	52.0	↓ -1.1	● 0.7	↑ 1.4	0.9	6.2	↓ -0.3	50	↑ 28.2
3061	588	86	University of Alberta Hospital	HL	CAN	NA	557	↑ 1.6	27.7	↑ 0.4	63.2	↓ -3.5	● 2.4	↓ -9.4	0.9	18.7	↓ -6.8	324	↓ -3.3
3062	996	17	Steno Diabetes Center	HL	DNK	WE	553	↓ -2.3	54.8	↑ 6.9	81.6	↓ -0.5	● 2.9	↑ 8.9	1.0	26.0	↑ 3.0	247	↓ -10.8
3063	997	198	Universite Charles de Gaulle, Lille III	HE	FRA	WE	553	NA	14.7	NA	25.7	NA	● 0.5	NA	0.9	3.7	NA	393	NA
3064	823	304	Shandong Provincial Hospital	HL	CHN	AS	550	↑ 25.6	14.7	↑ 0.8	38.0	↑ 5.4	● 0.5	↑ 12.5	0.9	5.3	↑ 21.2	332	↑ 27.7
3065	162	82	Universidade do Vale do Paraiba	HE	BRA	LA	547	↑ 9.4	21.9	↓ -4.6	41.5	↓ -8.2	● 0.8	↓ -3.8	0.8	8.1	↓ -8.4	249	→ 0.0
3066	824	305	Northwest Institute for Nonferrous Metal Research	GO	CHN	AS	546	↑ 7.3	15.0	↑ 6.1	20.9	↑ 23.6	● 0.5	↑ 15.0	1.0	3.3	↑ 29.6	229	↑ 0.9
3067	998	160	Roehampton University	HE	GBR	WE	546	↑ 12.6	24.9	↑ 1.5	51.5	↓ -1.3	● 1.2	↓ -9.8	0.8	15.8	↓ -7.1	377	↑ 15.6
3068	999	132	Institut Catala de la Salut Barcelona	HL	ESP	WE	545	↑ 5.2	6.6	↑ 22.2	25.5	↑ 7.4	● 1.0	↑ 3.2	1.0	7.4	↑ 5.8	296	↑ 2.1
3069	163	83	Universidade Federal de Itajuba	HE	BRA	LA	545	↑ 24.4	20.0	↓ -2.7	24.2	↑ 3.0	● 0.7	↑ 1.5	0.8	6.7	↑ 5.5	346	↑ 30.6
3070	825	306	Xinyang Normal University	HE	CHN	AS	545	↑ 29.8	4.2	↑ 10.8	26.1	↓ -4.0	● 0.6	↑ 3.3	0.9	5.9	↓ -2.8	330	↑ 31.5
3071	826	106	Raman Research Institute	GO	IND	AS	544	↑ 0.6	38.4	↑ 0.9	74.6	↑ 2.0	● 0.9	↑ 1.2	0.9	9.6	↑ 7.6	274	↓ -2.8
3072	1000	125	Bauhaus-Universitat Weimar	HE	DEU	WE	543	↑ 7.3	22.8	↑ 4.1	26.7	↑ 1.6	● 1.2	→ 0.0	0.9	13.6	↓ -9.4	407	↑ 6.3
3073	1001	124	IRCCS San Raffaele Pisana	HL	ITA	WE	542	↑ 24.0	29.2	↑ 13.7	77.9	↑ 0.1	● 1.7	↑ 14.3	0.9	18.5	↑ 5.5	140	↑ 15.7
3074	1002	32	Balgrist University Hospital	HL	CHE	WE	541	↑ 0.7	36.8	↓ -7.3	62.9	↑ 1.4	● 1.5	↓ -11.6	0.9	17.4	↓ -14.9	300	↑ 2.7

WR/RR/CR World/Region/Country Rank

AF Africa AS Asia EE Eastern Europe LA Latin America ME Middle East NA Northern America OC Oceania WE Western Europe

GO Government HE Higher Education HL Health PR Private OT Others

WR	RR	CR	Organization	Sector	Country	Region	Output	O-VR(%)	IC(%)	IC-VR(%)	Q1(%)	Q1-VR(%)	NI	NI-VR(%)	Spec	Exc(%)	Exc-VR(%)	Leadership	Leadership-VR(%)
3075	191	6	University of Zilina	HE	SVK	EE	541	↑ 14.9	31.8	↓ -11.4	12.4	↓ -14.3	0.7	↑ 6.5	0.9	4.9	↑ 21.2	390	↑ 20.7
3076	156	20	IBM Research Laboratory	PR	ISR	ME	540	↑ 7.8	38.2	↑ 14.5	20.4	↓ -3.7	1.5	↓ -10.1	0.9	15.8	↓ -15.2	321	↑ 4.6
3077	1003	18	National Research Centre for the Working Environment	GO	DNK	WE	540	↑ 10.4	40.7	↓ -2.8	61.3	↓ -1.4	1.6	↓ -6.9	0.9	22.0	↓ -9.3	291	↑ 11.5
3078	1004	133	Barcelona Supercomputing Center	GO	ESP	WE	539	↑ 43.7	44.0	↑ 1.8	44.2	↓ -2.6	1.6	↓ -6.4	0.9	24.4	↓ -6.8	276	↑ 55.1
3079	589	503	Harvard Pilgrim Health Care	GO	USA	NA	539	↓ -0.2	14.1	↑ 0.2	85.7	↓ -1.5	2.6	↓ -5.8	0.9	35.2	↓ -6.8	216	↓ -0.5
3080	1005	134	Instituto Valenciano de Investigaciones Agrarias	GO	ESP	WE	539	↑ 10.2	35.1	↑ 2.7	56.8	↓ -4.9	1.3	↓ -2.3	0.9	16.2	↓ -3.6	354	↑ 16.1
3081	1006	135	Hospital Universitari de Tarragona Joan XXIII	HL	ESP	WE	538	↑ 9.1	20.1	↑ 17.8	49.3	↓ -0.1	1.3	↑ 2.5	0.9	13.8	↓ -0.3	290	↑ 5.5
3082	590	504	Joslin Diabetes Center & Joslin Clinic	GO	USA	NA	536	NA	34.9	NA	83.4	NA	2.8	NA	0.9	35.8	NA	255	NA
3083	827	14	University of Engineering and Technology, Lahore	HE	PAK	AS	536	↑ 21.8	37.7	↑ 6.3	20.5	↑ 3.8	0.7	↑ 6.0	0.8	7.8	↑ 10.2	347	↑ 20.5
3084	828	183	Meteorological Research Institute	GO	JPN	AS	535	↓ -0.7	32.7	↑ 3.1	58.9	↑ 5.8	1.4	↑ 7.0	1.0	16.1	↑ 11.8	274	↓ -4.2
3085	829	107	Thiagarajar College of Engineering	HE	IND	AS	535	↑ 18.1	7.7	↓ -8.7	18.7	↓ -4.9	0.7	↓ -4.3	0.8	7.8	↓ -7.6	341	↑ 19.2
3086	830	16	University of Tunku Abdul Rahman	HE	MYS	AS	535	↑ 72.0	29.0	↓ -8.1	20.2	↓ -12.8	0.8	↓ -3.6	0.8	8.3	↓ -13.7	304	↑ 77.8
3087	192	48	Opole University	HE	POL	EE	534	↑ 1.9	26.8	↑ 4.7	26.6	↓ -3.2	0.5	↑ 3.9	0.8	2.5	↑ 15.2	314	↑ 4.3
3088	164	7	Universidad del Rosario	HE	COL	LA	534	↑ 29.6	32.2	↑ 0.5	31.5	↓ -2.5	0.7	↑ 3.0	0.8	7.6	↑ 19.7	268	↑ 22.9
3089	831	307	Central University of Finance and Economics	HE	CHN	AS	533	↑ 65.0	28.3	↓ -12.9	21.0	↓ -1.6	0.9	↓ -3.4	0.9	7.4	↑ 22.8	274	↑ 79.1
3090	832	83	Kyungpook National University Hospital	HL	KOR	AS	532	↑ 25.8	11.3	↑ 10.9	53.8	↓ -6.0	1.0	↓ -3.8	0.9	9.1	↑ 0.4	314	↑ 19.8
3091	165	26	Centro Internacional de Mejoramiento de Maiz y Trigo	GO	MEX	LA	531	↑ 11.3	87.2	↑ 0.5	71.0	↓ -0.1	1.7	↑ 1.2	1.0	30.0	↑ 0.6	169	↑ 8.3
3092	591	505	Stowers Institute for Medical Research	HL	USA	NA	531	↑ 1.1	30.7	↑ 2.0	90.4	↑ 0.6	2.4	↑ 10.6	0.9	33.1	↑ 6.1	324	↑ 1.9
3093	193	49	Institute of Electronic Materials Technology	GO	POL	EE	530	↓ -2.2	44.2	↑ 3.2	46.2	↑ 1.4	0.8	↑ 19.1	1.0	5.3	↑ 2.5	149	↓ -8.6
3094	1007	161	UK Astronomy Technology Centre	GO	GBR	WE	530	NA	84.2	NA	64.5	NA	1.9	NA	1.0	22.6	NA	121	NA
3095	194	33	Lomonosov State Academy of Fine Chemical Technology	HE	RUS	EE	529	↓ -4.9	13.8	↓ -4.1	10.4	↑ 5.2	0.2	↑ 4.5	0.9	1.0	↓ -12.7	301	↓ -3.5
3096	833	9	Queen Elizabeth Hospital Hong Kong	HL	HKG	AS	529	↑ 4.1	21.0	↑ 4.5	53.9	↓ -2.6	0.9	↑ 6.8	0.9	9.9	↑ 2.2	290	↑ 6.2
3097	1008	33	Swiss Institute of Bioinformatics	GO	CHE	WE	529	↑ 12.6	60.5	↑ 3.4	86.0	↓ -2.1	4.4	↑ 21.4	0.9	39.1	↑ 9.5	138	↓ -4.8
3098	1009	30	University Hospital of Larissa	HL	GRC	WE	529	↑ 10.7	22.7	↑ 16.5	53.3	↓ -2.4	0.9	↑ 2.2	0.9	8.1	↓ -2.3	328	↑ 5.5
3099	592	506	University of Northern Colorado	HE	USA	NA	529	↑ 2.5	15.3	↑ 9.7	44.4	↑ 4.7	0.9	↑ 6.0	0.8	10.9	↑ 4.1	304	↑ 1.7
3100	1010	16	Oslo University College	HE	NOR	WE	528	↑ 15.3	35.0	↓ -1.5	36.4	↓ -12.8	1.1	↓ -5.4	0.8	10.8	↓ -15.5	310	↑ 13.1
3101	1011	22	Institute for Reference Materials and Measurements	GO	BEL	WE	526	↓ -2.8	71.9	↓ -0.8	49.8	↓ -0.6	1.1	↑ 14.6	1.0	9.3	↑ 10.4	267	↓ -7.0
3102	593	507	SETI Institute	GO	USA	NA	526	NA	49.4	NA	75.7	NA	2.3	NA	1.0	28.1	NA	129	NA
3103	195	5	University of Nova Gorica	HE	SVN	EE	526	NA	69.6	NA	65.4	NA	1.6	NA	0.9	18.3	NA	120	NA
3104	1012	162	Sheffield Children's NHS Foundation Trust	HL	GBR	WE	525	NA	27.6	NA	65.3	NA	1.4	NA	0.9	14.7	NA	252	NA
3105	196	25	Technical University of Liberec	HE	CZE	EE	525	↑ 6.3	28.8	↑ 2.9	29.0	↑ 5.9	0.8	↑ 20.9	0.9	6.6	↑ 29.9	314	↑ 3.6
3106	834	84	Chonnam National University Hospital	HL	KOR	AS	524	NA	10.1	NA	45.8	NA	1.1	NA	0.9	9.0	NA	317	NA
3107	1013	136	Complejo Hospitalario de Toledo	HL	ESP	WE	524	↑ 13.2	11.3	↑ 6.4	31.3	↓ -0.7	0.6	↑ 1.6	0.9	6.9	↑ 13.7	298	↑ 13.3

WR/RR/CR World/Region/Country Rank

AF Africa AS Asia EE Eastern Europe LA Latin America ME Middle East NA Northern America OC Oceania WE Western Europe

GO Government HE Higher Education HL Health PR Private OT Others

WR	RR	CR	Organization	Sector	Country	Region	Output	O-VR(%)	IC(%)	IC-VR(%)	Q1(%)	Q1-VR(%)	NI	NI-VR(%)	Spec	Exc(%)	Exc-VR(%)	Leadership	Leadership-VR(%)
3108	1014	125	Istituto Ortopedico Galeazzi	HL	ITA	WE	524	↑ 25.7	19.3	↑ 5.7	48.9	↑ 8.4	● 1.0	↑ 3.2	1.0	9.1	↑ 7.9	272	↑ 16.2
3109	835	108	Jaypee University of Information Technology	HE	IND	AS	523	↑ 39.8	4.4	↓ -25.2	20.1	↓ -20.1	● 0.6	↓ -3.2	0.9	7.0	↑ 3.3	424	↑ 43.2
3110	836	85	Korea University of Technology and Education	HE	KOR	AS	523	↑ 7.0	16.4	↑ 11.7	23.5	↓ -14.8	● 0.7	↓ -7.7	0.9	6.2	↓ -30.0	306	↑ 8.5
3111	1015	18	Galway University Hospital	HL	IRL	WE	522	↑ 10.6	23.6	↑ 2.0	53.3	↓ -6.5	● 1.3	↑ 7.8	0.9	12.4	↑ 4.0	305	↑ 9.3
3112	594	87	Rotman Research Institute	HL	CAN	NA	522	↑ 8.8	47.3	↑ 3.3	83.7	↑ 1.7	● 1.8	↓ -2.1	1.0	27.2	↓ -2.4	198	↑ 3.1
3113	837	10	Hong Kong Institute of Education	HE	HKG	AS	521	↑ 51.0	26.9	↑ 10.3	33.6	↓ -5.0	● 1.0	↓ -12.7	0.9	8.5	↓ -16.6	400	↑ 50.4
3114	166	27	Instituto Nacional de Investigaciones Nucleares	GO	MEX	LA	521	NA	27.3	NA	33.0	NA	● 0.6	NA	0.9	2.9	NA	310	NA
3115	838	109	Jai Narain Vyas University	HE	IND	AS	521	↑ 10.9	14.8	↑ 26.3	28.0	↑ 8.9	● 0.8	↑ 12.9	0.8	10.6	↑ 31.6	403	↑ 8.6
3116	197	6	University of Primorska	HE	SVN	EE	520	↑ 29.0	31.5	↑ 3.3	30.8	↑ 5.1	● 0.8	↑ 6.5	0.9	10.2	↑ 2.4	302	↑ 24.8
3117	839	308	China Aerodynamics Research and Development Center	GO	CHN	AS	519	↑ 11.9	2.5	↓ -17.2	4.1	↓ -1.0	● 0.3	↑ 6.3	1.0	2.1	↓ -0.5	305	↑ 9.3
3118	840	110	University of Jammu	HE	IND	AS	519	↑ 4.2	26.8	↑ 5.8	28.3	↑ 0.7	● 1.1	↓ -9.5	0.8	11.2	↑ 1.9	352	↑ 0.6
3119	595	508	New York Eye and Ear Infirmary	HL	USA	NA	517	↑ 7.9	25.7	↓ -5.2	64.0	↑ 1.9	● 1.4	↑ 8.5	1.0	16.7	↑ 12.5	238	↑ 16.1
3120	1016	137	Complejo Hospitalario de Especialidades Virgen de Valme	HL	ESP	WE	514	↑ 3.4	10.5	↓ -1.4	43.8	↓ -3.7	● 1.4	↓ -0.7	0.9	13.1	↑ 6.2	247	→ 0.0
3121	841	309	Southwestern Institute of Physics China	GO	CHN	AS	514	NA	22.6	NA	30.9	NA	● 0.5	NA	1.0	4.9	NA	362	NA
3122	1017	138	Complejo Hospitalario Universitario de Albacete	HL	ESP	WE	513	NA	8.8	NA	31.8	NA	● 0.6	NA	0.9	6.8	NA	329	NA
3123	1018	126	Policlinico Tor Vergata	HL	ITA	WE	513	↑ 10.6	19.5	↑ 2.7	56.0	↓ -0.1	● 1.3	↑ 10.6	0.9	13.3	↑ 10.0	298	↑ 11.2
3124	842	17	Srinakharinwirot University	HE	THA	AS	512	↑ 24.9	31.3	↓ -5.1	33.0	↓ -12.7	● 0.8	↓ -7.3	0.8	8.0	↓ -14.9	281	↑ 27.1
3125	157	6	University Mutah	HE	JOR	ME	511	↑ 4.1	32.3	↓ -3.9	24.7	↑ 2.6	● 1.0	↑ 3.1	0.8	11.7	↑ 10.7	332	↑ 3.4
3126	843	111	Guru Jambheshwar University of Science and Technology	HE	IND	AS	510	↑ 13.6	7.3	↑ 1.7	27.3	↓ -10.0	● 0.9	↓ -9.5	0.9	11.9	↓ -14.7	359	↑ 11.8
3127	596	509	Barnard College	HE	USA	NA	508	↑ 6.5	21.9	↓ -2.6	66.9	↑ 0.4	● 1.5	↓ -5.2	0.8	16.3	↓ -2.2	269	↑ 6.3
3128	1019	139	Hospital Universitario Rio Hortega	HL	ESP	WE	508	↑ 5.2	9.3	↑ 17.5	33.9	↓ -1.5	● 1.0	↑ 28.2	0.9	8.2	↑ 8.6	283	↑ 6.4
3129	1020	127	European University Institute	HE	ITA	WE	507	↑ 16.6	42.4	↑ 0.3	41.6	↓ -8.1	● 1.3	↓ -6.0	0.9	14.1	↓ -12.8	357	↑ 16.7
3130	844	310	Shijiazhuang Mechanical Engineering College	HE	CHN	AS	507	↑ 11.7	5.7	↓ -18.9	12.2	↓ -0.8	● 0.9	↑ 7.2	0.9	12.8	↑ 6.5	378	↑ 13.5
3131	845	311	Xi'an Modern Chemistry Research Institute	GO	CHN	AS	506	NA	0.6	NA	8.7	NA	● 0.5	NA	1.0	2.0	NA	365	NA
3132	1021	126	Paul Ehrlich Institut	GO	DEU	WE	505	NA	47.5	NA	53.1	NA	● 1.2	NA	0.9	16.1	NA	237	NA
3133	1022	140	Universidad San Pablo CEU	HE	ESP	WE	505	↑ 1.8	29.9	↑ 2.3	50.3	↓ -1.8	● 0.8	↑ 3.8	0.8	8.8	↑ 5.9	301	↑ 6.4
3134	158	60	Sisli Etfal Research and Training Hospital	HL	TUR	ME	504	↑ 1.6	8.3	↑ 14.7	33.5	↓ -11.1	● 0.6	↑ 1.7	0.9	3.8	↑ 33.9	335	↓ -2.3
3135	167	2	Universidad Nacional Mayor de San Marcos	HE	PER	LA	504	↑ 19.4	59.1	↓ -8.9	39.1	↓ -16.3	● 0.8	↓ -2.4	0.8	7.3	↓ -4.1	184	↑ 33.3
3136	846	112	Indian School of Mines	HE	IND	AS	503	↑ 18.4	14.9	↑ 17.3	20.7	↓ -4.5	● 0.5	↑ 6.7	0.8	3.5	↑ 7.1	360	↑ 18.4
3137	1023	127	Otto-Friedrich-Universitat Bamberg	HE	DEU	WE	503	↑ 26.1	26.0	↑ 12.9	31.0	↓ -1.0	● 1.0	↑ 5.4	0.8	9.4	↓ -6.0	325	↑ 23.6
3138	1024	141	Hospital Infantil Universitario Nino Jesus	HL	ESP	WE	502	NA	15.9	NA	31.1	NA	● 0.8	NA	0.9	8.6	NA	294	NA
3139	847	113	Variable Energy Cyclotron Centre	GO	IND	AS	502	↑ 14.9	39.8	↓ -3.8	59.2	↓ -3.9	● 1.4	↓ -10.3	1.0	13.6	↓ -2.9	257	↑ 20.1
3140	168	84	Faculdade de Medicina do ABC	HE	BRA	LA	501	↑ 19.9	11.6	↑ 0.9	22.6	↑ 3.6	● 0.6	↓ -9.7	0.9	4.4	↑ 14.5	304	↑ 21.1
3141	848	86	Hallym University Medical Center	HL	KOR	AS	500	↑ 23.5	10.4	↓ -15.8	52.0	↓ -11.5	● 0.8	↓ -9.0	0.9	7.0	↓ -23.4	238	↑ 15.0

WR/RR/CR World/Region/Country Rank

AF Africa AS Asia EE Eastern Europe LA Latin America ME Middle East NA Northern America OC Oceania WE Western Europe

GO Government HE Higher Education HL Health PR Private OT Others

WR	RR	CR	Organization	Sector	Country	Region	Output	O-VR(%)	IC(%)	IC-VR(%)	Q1(%)	Q1-VR(%)	NI	NI-VR(%)	Spec	Exc(%)	Exc-VR(%)	Leadership	Leadership-VR(%)
3142	1025	142	Basurtuko Ospitalea	HL	ESP	WE	498	↑ 7.3	10.6	↑ 0.8	35.7	↑ 1.7	0.9	↑ 4.4	0.9	8.4	↑ 0.2	197	↑ 1.0
3143	597	510	New England Research Institutes	GO	USA	NA	498	↑ 6.9	26.7	↑ 11.2	86.8	↓ -1.4	3.0	↑ 7.6	0.9	35.3	↓ -7.5	185	↑ 10.1
3144	849	312	Nanjing Institute of Technology	HE	CHN	AS	497	↑ 27.8	2.6	↑ 13.4	9.5	↑ 2.3	0.5	↑ 4.5	0.9	3.1	↑ 44.5	240	↑ 42.0
3145	93	78	Cancer Council Victoria	HL	AUS	OC	496	↑ 9.7	51.4	↑ 1.9	84.9	↓ -0.9	2.4	↑ 2.1	1.0	31.2	↓ -4.2	182	↑ 7.7
3146	850	114	Gauhati University	HE	IND	AS	496	NA	7.1	NA	21.0	NA	0.5	NA	0.9	5.4	NA	317	NA
3147	598	511	Hewlett Packard	PR	USA	NA	494	NA	20.0	NA	18.6	NA	0.8	NA	0.9	9.1	NA	301	NA
3148	159	40	Institute for Advanced Studies in Basic Sciences	HE	IRN	ME	494	NA	34.8	NA	53.6	NA	0.9	NA	0.9	9.3	NA	278	NA
3149	851	115	Kuvempu University	HE	IND	AS	494	↑ 16.5	8.3	↑ 3.5	18.4	↑ 10.0	0.8	↑ 10.3	0.9	6.7	↑ 27.4	330	↑ 12.6
3150	1026	199	Universite de Bordeaux - Pole de Recherche et d'Enseignement Superieur	GO	FRA	WE	494	↑ 70.3	48.6	↓ -2.8	63.4	↓ -0.7	1.4	↓ -6.6	0.8	17.6	↑ 10.2	226	↑ 75.2
3151	852	116	Alagappa University	HE	IND	AS	493	NA	29.4	NA	48.5	NA	0.9	NA	0.9	12.6	NA	288	NA
3152	853	12	Singapore National Eye Centre	HL	SGP	AS	493	↑ 11.3	52.7	↑ 5.2	77.3	↑ 2.2	1.8	↑ 0.6	1.0	23.9	↑ 3.0	276	↑ 11.7
3153	169	28	Universidad de las Americas Puebla	HE	MEX	LA	493	↓ -6.6	41.0	↑ 8.2	30.4	↑ 0.4	0.9	↑ 7.6	0.8	9.9	↓ -0.1	245	↓ -16.4
3154	170	85	Universidade de Fortaleza	HE	BRA	LA	493	↑ 27.1	14.0	↑ 10.8	12.8	↓ -2.7	0.6	0.0	0.9	3.2	↓ -16.8	279	↑ 18.2
3155	854	3	Vietnam National University, Hanoi	HE	VNM	AS	492	↑ 12.8	64.4	↓ -3.8	31.7	↓ -4.0	0.9	↑ 8.1	0.8	8.8	↑ 16.0	221	↑ 14.5
3156	855	313	Jilin Agricultural University	HE	CHN	AS	491	↑ 40.7	20.2	↓ -17.2	26.7	↓ -6.0	0.5	↓ -5.3	0.8	4.8	↓ -18.5	189	↑ 54.9
3157	1027	128	Bernhard Nocht Institut fur Tropenmedizin	HL	DEU	WE	490	↑ 5.2	60.2	↓ -0.9	84.3	↑ 1.5	1.5	↑ 4.8	0.9	19.2	↑ 10.4	226	↑ 2.3
3158	1028	19	Dublin Institute For Advanced Studies	HE	IRL	WE	490	↓ -1.2	84.5	↑ 3.2	68.8	↑ 1.5	1.5	↑ 4.3	1.0	15.9	↓ -6.3	154	↓ -3.1
3159	856	117	Tezpur University	HE	IND	AS	489	↑ 26.4	12.1	↑ 3.8	34.6	↓ -5.1	1.0	↑ 3.3	0.8	10.1	↑ 0.3	367	↑ 23.2
3160	857	4	Hanoi University of Science and Technology	HE	VNM	AS	488	NA	55.7	NA	32.6	NA	0.9	NA	0.8	9.3	NA	252	NA
3161	198	1	University of Montenegro	HE	MNE	EE	488	↑ 16.7	59.2	↑ 15.7	23.4	↓ -11.2	0.7	↓ -7.8	0.9	6.2	↓ -20.7	263	↑ 21.2
3162	1029	34	Top Institute Food and Nutrition	GO	NLD	WE	487	NA	30.6	NA	85.4	NA	2.0	NA	0.9	26.9	NA	204	NA
3163	171	86	Universidade de Passo Fundo	HE	BRA	LA	487	↑ 17.6	15.8	↑ 0.7	19.1	↓ -1.1	0.6	0.0	0.9	6.3	↓ -8.6	241	↑ 16.4
3164	599	512	Loyola University Maryland	HE	USA	NA	486	NA	19.1	NA	38.1	NA	1.1	NA	0.8	12.1	NA	270	NA
3165	1030	3	Reykjavik University	HE	ISL	WE	485	↑ 48.8	76.1	↑ 4.6	33.6	↑ 1.4	1.8	↓ -7.3	0.9	19.3	↓ -6.4	250	↑ 49.7
3166	172	29	Universidad de Colima	HE	MEX	LA	485	↑ 9.2	37.3	↑ 1.0	41.0	↑ 1.8	0.6	↓ -1.6	0.8	3.8	↓ -3.3	254	↑ 12.4
3167	600	513	California State University, San Bernardino	HE	USA	NA	483	NA	14.3	NA	46.8	NA	1.0	NA	0.8	9.6	NA	275	NA
3168	858	314	State Grid Electric Power Research Institute	PR	CHN	AS	483	↑ 106.4	5.2	↓ -13.4	0.2	↓ -51.2	0.9	↓ -4.1	1.0	13.2	↓ -9.0	289	↑ 103.5
3169	601	514	Washington State University, Vancouver	HE	USA	NA	483	↑ 12.6	17.2	↑ 2.4	49.5	↓ -4.0	1.2	↑ 0.9	0.8	12.1	↓ -1.3	307	↑ 15.0
3170	160	41	Arak University	HE	IRN	ME	481	↑ 43.6	17.1	↓ -10.7	23.5	↓ -17.2	0.7	↑ 1.4	0.9	7.1	↑ 2.7	313	↑ 42.3
3171	602	515	California State University, Chico	HE	USA	NA	481	↑ 5.5	17.1	↑ 9.5	39.1	↓ -5.2	0.8	↓ -10.6	0.8	11.3	↓ -12.5	296	↑ 3.1
3172	173	87	Instituto Nacional de Matematica Pura e Aplicada	GO	BRA	LA	481	↑ 6.4	56.1	↓ -1.3	48.0	↓ -2.7	1.1	↓ -0.9	1.0	11.3	↓ -13.2	235	↑ 7.8
3173	859	17	University of Malaysia, Terengganu	HE	MYS	AS	480	↑ 41.6	22.7	↑ 2.7	12.9	↓ -0.5	0.5	↑ 19.5	0.8	4.6	↑ 41.0	288	↑ 33.3
3174	161	61	Atilim University	HE	TUR	ME	479	↑ 13.2	17.1	↑ 9.7	33.6	↑ 2.3	1.0	↓ -6.6	0.8	11.6	↓ -2.8	325	↑ 16.1
3175	1031	35	Materials Innovation Institute	GO	NLD	WE	479	↑ 27.1	29.4	↑ 13.3	57.2	↑ 7.3	1.5	↓ -2.0	0.9	19.7	↓ -0.5	329	↑ 29.5
3176	860	315	Dalian Ocean University	HE	CHN	AS	478	↑ 31.3	9.2	↓ -6.9	16.1	↑ 4.7	0.4	↓ -2.3	0.9	2.9	↑ 5.5	238	↑ 39.2
3177	59	20	Cape Peninsula University of Technology	HE	ZAF	AF	475	↑ 31.6	25.5	↑ 12.2	30.3	↓ -14.5	0.7	↑ 1.5	0.8	4.4	↑ 3.7	335	↑ 35.1
3178	174	88	Universidade Estadual do Sudoeste da Bahia	HE	BRA	LA	475	↑ 22.1	13.5	↑ 2.7	18.3	↓ -3.7	1.0	↑ 6.5	0.9	9.1	↓ -9.3	225	↑ 27.8

WR/RR/CR World/Region/Country Rank

AF Africa AS Asia EE Eastern Europe LA Latin America ME Middle East NA Northern America OC Oceania WE Western Europe

GO Government HE Higher Education HL Health PR Private OT Others

WR	RR	CR	Organization	Sector	Country	Region	Output	O-VR(%)	IC(%)	IC-VR(%)	Q1(%)	Q1-VR(%)	NI	NI-VR(%)	Spec	Exc(%)	Exc-VR(%)	Leadership	Leadership-VR(%)
3179	603	88	St. Joseph's Healthcare Hamilton	HL	CAN	NA	474	NA	31.0	NA	67.3	NA	2.2	NA	0.9	17.4	NA	231	NA
3180	199	10	Clinical Hospital Dubrava	HL	HRV	EE	473	↑ 15.1	16.5	↑ 4.2	45.2	↑ 10.0	0.7	↑ 12.1	0.9	5.3	↑ 3.5	232	↑ 6.9
3181	1032	200	Universite Michel de Montaigne, Bordeaux 3	HE	FRA	WE	473	↑ 17.1	22.8	↓ -0.8	28.1	↓ -6.9	0.8	↑ 9.9	0.9	8.0	↑ 12.9	319	↑ 14.3
3182	861	316	Hebei Normal University of Science and Technology	HE	CHN	AS	472	NA	3.2	NA	11.0	NA	0.4	NA	0.8	2.7	NA	261	NA
3183	862	118	National Institute of Technology Warangal	HE	IND	AS	471	↑ 17.5	5.5	↓ -7.8	14.0	↓ -7.9	0.5	↑ 3.9	0.9	4.3	↓ -12.9	361	↑ 18.0
3184	175	14	Universidad Diego Portales	HE	CHL	LA	471	NA	35.0	NA	29.5	NA	0.6	NA	0.8	7.3	NA	256	NA
3185	1033	129	Ferdinand Braun Institut fur Hoechstfrequenztechnik	GO	DEU	WE	470	↑ 13.5	22.1	↓ -4.6	49.2	↑ 0.2	1.4	↑ 6.0	1.0	14.3	↑ 0.4	268	↑ 5.5
3186	863	317	Jishou University	HE	CHN	AS	467	↑ 19.7	7.7	↓ -14.0	20.1	↓ -3.1	0.5	↑ 2.0	0.8	4.4	↑ 0.7	273	↑ 23.5
3187	864	318	Tianjin University of Traditional Chinese Medicine	HE	CHN	AS	466	↑ 38.7	9.0	↑ 8.2	15.2	↓ -8.6	0.4	↑ 8.8	0.9	3.0	↑ 18.4	241	↑ 28.9
3188	200	26	Crop Research Institute	GO	CZE	EE	464	↑ 18.1	21.8	↓ -7.0	31.7	↑ 2.1	0.8	↑ 1.3	1.0	6.6	↓ -2.7	295	↑ 18.5
3189	1034	20	Waterford Institute of Technology	HE	IRL	WE	462	↑ 17.3	47.0	↑ 0.6	24.7	↓ -1.8	1.0	↓ -5.0	0.9	12.7	↓ -9.0	309	↑ 15.7
3190	201	34	Irkutsk State University	HE	RUS	EE	460	NA	27.6	NA	21.3	NA	0.4	NA	0.8	4.7	NA	262	NA
3191	1035	17	Simula Research Laboratory	GO	NOR	WE	460	↑ 10.8	50.9	↑ 14.7	31.5	↓ -0.2	1.6	↓ -1.3	0.9	21.4	↑ 1.9	240	↑ 5.3
3192	865	319	Tianjin University of Commerce China	HE	CHN	AS	460	↑ 31.4	5.9	↓ -31.5	10.4	↓ -8.7	0.5	↑ 1.9	0.9	6.5	↑ 12.3	311	↑ 40.1
3193	162	62	Ankara Ataturk Training and Research Hospital	HL	TUR	ME	459	↑ 12.5	2.6	↑ 6.5	27.9	↓ -9.7	0.5	↓ -5.9	0.9	1.3	↓ -10.9	310	↑ 17.4
3194	60	1	University of Zambia	HE	ZMB	AF	458	NA	81.7	NA	68.1	NA	1.2	NA	0.9	16.9	NA	172	NA
3195	866	119	Gandhigram Rural Institute	HE	IND	AS	454	↑ 22.7	6.8	↑ 48.8	39.9	↑ 3.9	1.1	↑ 4.0	0.8	16.2	↑ 3.7	358	↑ 23.9
3196	604	516	University of Louisville Health Care	HL	USA	NA	454	↑ 10.5	28.9	↑ 4.9	74.2	↑ 1.7	1.4	↑ 1.4	0.9	18.1	↓ -3.2	255	↑ 12.3
3197	867	320	Hunan University of Arts and Science	HE	CHN	AS	453	↑ 37.3	2.0	↓ -6.1	15.7	↓ -0.6	0.6	↑ 3.7	0.9	4.9	↓ -2.6	314	↑ 38.9
3198	868	120	Himachal Pradesh University	HE	IND	AS	452	↑ 8.7	9.3	↑ 20.8	33.9	↓ -1.5	0.6	↓ -15.3	0.8	5.8	↓ -14.6	361	↑ 7.8
3199	605	517	National Radio Astronomy Observatory, Charlottesville	GO	USA	NA	452	NA	69.0	NA	78.1	NA	1.3	NA	1.0	15.6	NA	105	NA
3200	869	15	University of Sindh	HE	PAK	AS	451	↑ 20.6	19.1	↑ 4.9	29.5	↓ -0.6	1.0	→ 0.0	0.9	13.6	↓ -5.0	317	↑ 20.5
3201	870	121	Harish Chandra Research Institute	GO	IND	AS	450	↑ 7.1	38.7	↑ 4.1	48.7	↓ -9.1	1.1	↓ -9.0	1.0	12.3	↓ -17.7	290	↑ 7.8
3202	176	89	Ministerio da Saude	HL	BRA	LA	450	↑ 12.5	26.4	↓ -3.0	28.9	↓ -6.8	1.0	↓ -6.7	0.9	11.2	↓ -12.9	173	↑ 14.6
3203	871	321	Southwest University for Nationalities	HE	CHN	AS	450	↑ 29.7	6.7	↑ 0.6	15.1	↓ -2.9	0.5	↓ -4.0	0.8	5.4	↓ -8.6	236	↑ 34.9
3204	61	21	Tygerberg Hospital	HL	ZAF	AF	450	↑ 11.4	27.1	↓ -6.4	54.0	↓ -2.2	1.2	↑ 2.5	0.9	11.8	↑ 3.4	249	↑ 19.7
3205	177	2	Universidad Central Marta Abreu de Las Villas	HE	CUB	LA	450	↑ 4.7	61.6	↓ -1.2	34.0	↓ -14.5	0.8	↓ -11.1	0.9	13.5	↓ -25.4	260	↑ 6.6
3206	178	90	Hospital do Cancer A.C. Camargo	HL	BRA	LA	448	NA	25.0	NA	56.5	NA	1.1	NA	0.9	11.0	NA	190	NA
3207	872	87	Korea Institute of Science and Technology Information	GO	KOR	AS	448	NA	33.5	NA	35.9	NA	1.0	NA	0.9	15.0	NA	156	NA
3208	873	122	National Institute of Technology Durgapur	HE	IND	AS	447	↑ 76.7	12.1	↑ 5.4	22.2	↓ -12.5	0.9	↑ 9.8	0.8	11.2	↑ 6.0	315	↑ 81.0
3209	874	322	Ningbo University of Techonlogy	HE	CHN	AS	447	NA	13.4	NA	17.7	NA	0.5	NA	0.9	5.7	NA	300	NA
3210	179	30	Universidad Iberoamericana, Mexico	HE	MEX	LA	446	↑ 24.6	57.2	↑ 15.0	58.3	↑ 7.0	1.7	↑ 21.3	0.9	19.2	↑ 36.1	157	↑ 12.9
3211	180	91	Universidade do Vale do Itajai	HE	BRA	LA	446	↑ 6.2	21.8	↓ -4.9	22.4	↓ -12.8	0.6	↓ -1.6	0.8	6.3	↓ -8.5	246	↑ 12.3
3212	202	2	Baku State University	HE	AZE	EE	444	↑ 20.0	32.2	↑ 24.1	14.2	↑ 9.4	0.4	↑ 34.5	0.8	3.3	↑ 28.7	321	↑ 15.9

WR/RR/CR World/Region/Country Rank

AF Africa AS Asia EE Eastern Europe LA Latin America ME Middle East NA Northern America OC Oceania WE Western Europe

GO Government HE Higher Education HL Health PR Private OT Others

WR	RR	CR	Organization	Sector	Country	Region	Output	O-VR(%)	IC(%)	IC-VR(%)	Q1(%)	Q1-VR(%)	NI	NI-VR(%)	Spec	Exc(%)	Exc-VR(%)	Leadership	Leadership-VR(%)
3213	1036	163	Cardiff Metropolitan University	HE	GBR	WE	444	NA	17.6	NA	37.2	NA	1.1	NA	0.9	10.5	NA	278	NA
3214	62	22	South African National Biodiversity Institute	GO	ZAF	AF	444	NA	53.6	NA	42.8	NA	1.1	NA	1.0	13.9	NA	190	NA
3215	163	42	Materials and Energy Research Centre	GO	IRN	ME	442	↑ 25.6	8.8	↑ 29.3	52.0	↓ -8.4	1.0	↓ -5.5	0.9	12.6	↓ -8.4	296	↑ 20.8
3216	1037	128	Institute for Scientific Interchange Foundation	GO	ITA	WE	440	↑ 18.9	64.8	↓ -0.6	74.1	↓ -2.8	2.6	↑ 6.2	0.9	29.6	↑ 2.7	116	↑ 17.2
3217	875	323	Nanjing Hydraulic Research Institute	GO	CHN	AS	439	NA	7.7	NA	13.4	NA	0.5	NA	1.0	3.8	NA	253	NA
3218	181	31	Instituto de Seguridad y Servicios Sociales de los Trabajadores del Estado	HL	MEX	LA	438	↑ 12.3	14.6	↓ -0.1	14.6	↓ -12.4	0.5	↓ -25.0	0.9	2.9	↓ -2.0	232	↑ 8.9
3219	876	123	University of North Bengal	HE	IND	AS	435	↑ 27.9	15.4	↓ -6.5	26.4	↓ -4.4	0.4	↓ -2.2	0.9	2.4	↓ -0.4	361	↑ 25.3
3220	182	92	Instituto de Botanica de Sao Paulo	GO	BRA	LA	432	NA	18.8	NA	26.2	NA	0.5	NA	0.9	1.6	NA	198	NA
3221	877	124	Sathyabama University	HE	IND	AS	429	NA	5.6	NA	14.9	NA	1.0	NA	0.9	13.4	NA	321	NA
3222	1038	31	General University Hospital of Patras	HL	GRC	WE	427	NA	13.8	NA	50.8	NA	0.8	NA	0.9	7.6	NA	272	NA
3223	606	518	National Radio Astronomy Observatory, Socorro	GO	USA	NA	426	NA	74.9	NA	82.6	NA	1.5	NA	1.0	20.2	NA	94	NA
3224	1039	143	Instituto Madrilenio de Estudios Avanzados	GO	ESP	WE	423	↑ 95.8	56.5	↑ 16.2	63.4	↓ -2.2	1.8	↑ 0.6	0.9	25.5	↓ -12.9	107	↑ 109.8
3225	1040	29	Centro Hospitalar de Lisboa Central	HL	PRT	WE	422	NA	27.5	NA	39.8	NA	1.4	NA	0.9	10.9	NA	243	NA
3226	1041	144	Institut Catala de Nanotecnologia	GO	ESP	WE	422	↑ 56.3	67.8	↑ 0.5	80.8	↑ 1.0	2.2	↑ 6.9	0.9	32.1	↑ 12.0	148	↑ 64.4
3227	878	324	National Engineering Research Center for Information Technology in Agriculture	OT	CHN	AS	421	↑ 32.0	4.5	↑ 2.7	5.0	↑ 13.7	0.4	↑ 2.6	0.9	2.6	↑ 22.7	240	↑ 29.7
3228	607	519	Nokia Research Center	PR	USA	NA	420	NA	27.9	NA	26.7	NA	2.2	NA	0.9	25.4	NA	213	NA
3229	1042	19	IT University of Copenhagen	HE	DNK	WE	417	NA	44.6	NA	20.6	NA	1.8	NA	0.9	22.3	NA	263	NA
3230	879	325	Shandong University of Finance	HE	CHN	AS	417	↑ 46.3	2.2	↑ 23.4	6.0	↓ -18.6	0.7	↑ 10.2	0.9	8.6	↑ 12.4	289	↑ 58.8
3231	608	520	Sylvester Comprehensive Cancer Center	HL	USA	NA	415	NA	18.8	NA	82.4	NA	1.8	NA	0.9	21.1	NA	189	NA
3232	183	93	Universidade Federal do Triangulo Mineiro	HE	BRA	LA	413	NA	9.0	NA	30.0	NA	0.6	NA	0.9	3.7	NA	224	NA
3233	203	27	Czech Geological Survey	GO	CZE	EE	412	↑ 12.9	45.2	↑ 1.1	44.4	↑ 5.3	1.3	↓ -2.3	1.0	10.5	↓ -1.0	193	↑ 9.0
3234	1043	145	Universitat Oberta de Catalunya	HE	ESP	WE	412	↑ 30.8	27.9	↓ -3.4	15.8	↑ 3.5	1.0	↓ -4.6	0.9	12.2	↓ -10.0	277	↑ 33.2
3235	880	88	Pusan National University Hospital	HL	KOR	AS	410	NA	7.1	NA	55.1	NA	1.0	NA	0.9	11.5	NA	195	NA
3236	184	7	Universidad Centroccidental Lisandro Alvarado	HE	VEN	LA	409	↑ 18.9	40.1	↓ -4.9	19.8	↓ -16.9	0.7	↓ -8.3	0.8	4.7	↓ -15.5	225	↑ 28.6
3237	881	184	Nagasaki University Hospital Attached to School of Dentistry	HL	JPN	AS	408	NA	7.1	NA	45.6	NA	0.8	NA	0.9	7.9	NA	182	NA
3238	609	521	Stony Brook University Medical Center	HL	USA	NA	406	↑ 30.1	15.5	↓ -1.2	62.1	↑ 1.4	1.4	↑ 7.9	0.9	17.1	↑ 6.3	239	↑ 35.0
3239	204	28	University of Ostrava	HE	CZE	EE	406	NA	35.5	NA	27.8	NA	0.9	NA	0.9	13.4	NA	247	NA
3240	882	89	Chonnam National University Hawsun Hospital	HL	KOR	AS	401	NA	11.0	NA	47.4	NA	0.9	NA	0.9	8.1	NA	241	NA
3241	883	125	Institute for Plasma Research	GO	IND	AS	401	NA	30.9	NA	56.9	NA	0.7	NA	1.0	5.5	NA	265	NA
3242	185	15	Universidad de Tarapaca	HE	CHL	LA	401	NA	50.6	NA	33.4	NA	0.7	NA	0.8	6.9	NA	227	NA
3243	1044	21	Cork Institute of Technology	HE	IRL	WE	398	↑ 15.4	42.0	↑ 2.7	41.7	↓ -2.1	1.2	↑ 1.7	0.8	14.3	↓ -7.8	186	↑ 22.4
3244	1045	201	ITER Organization	OT	FRA	WE	397	↑ 49.8	82.4	↓ -0.8	66.8	↑ 4.1	1.7	↓ -7.7	1.0	15.4	↓ -14.2	135	↑ 42.1
3245	884	126	Govind Ballabh Pant Hospital	HL	IND	AS	396	NA	8.6	NA	37.6	NA	0.7	NA	0.9	4.6	NA	290	NA
3246	186	94	Universidade Estadual da Paraiba	HE	BRA	LA	396	↑ 23.0	8.8	↑ 5.4	15.7	↓ -11.5	1.0	↓ -15.2	0.9	8.9	↓ -7.8	217	↑ 29.9
3247	187	95	Universidade Federal Rural do Semi-Arido	HE	BRA	LA	395	NA	6.6	NA	10.9	NA	0.5	NA	0.9	1.6	NA	219	NA

WR/RR/CR World/Region/Country Rank

AF Africa AS Asia EE Eastern Europe LA Latin America ME Middle East NA Northern America OC Oceania WE Western Europe

GO Government HE Higher Education HL Health PR Private OT Others

WR	RR	CR	Organization	Sector	Country	Region	Output	O-VR(%)	IC(%)	IC-VR(%)	Q1(%)	Q1-VR(%)	NI	NI-VR(%)	Spec	Exc(%)	Exc-VR(%)	Leadership	Leadership-VR(%)
3248	188	96	Universidade Federal de Alfnas	HE	BRA	LA	393	↑ 47.7	8.9	↓ -12.2	30.3	↓ -0.6	0.8	↓ -2.6	0.8	6.8	↑ 3.8	197	↑ 48.1
3249	885	185	Hokkaido University Hospital	HL	JPN	AS	389	NA	7.7	NA	48.3	NA	0.9	NA	0.9	6.5	NA	161	NA
3250	886	90	Korea Institute of Oriental Medicine	GO	KOR	AS	389	↑ 36.0	21.6	↑ 10.3	54.5	↓ -3.2	0.9	↑ 1.1	0.9	7.9	→ 0.0	181	↑ 60.2
3251	1046	164	Liverpool Heart and Chest Hospital NHS Foundation Trust	HL	GBR	WE	381	NA	26.0	NA	61.9	NA	1.1	NA	0.9	11.1	NA	251	NA
3252	189	97	Universidade Federal de Sao Joao del Rei	HE	BRA	LA	376	NA	20.2	NA	33.5	NA	0.6	NA	0.8	3.4	NA	182	NA
3253	190	3	Ministerio de Salud	HL	PER	LA	375	↑ 19.8	62.1	↓ -10.4	50.4	↓ -15.6	1.3	↓ -9.7	0.9	13.1	↓ -13.0	109	↑ 38.0
3254	1047	146	Universidad Cardenal Herrera CEU	HE	ESP	WE	373	NA	23.3	NA	44.0	NA	0.8	NA	0.8	7.9	NA	180	NA
3255	887	91	Seoul National University Boramae Hospital	HL	KOR	AS	369	NA	8.4	NA	53.4	NA	0.9	NA	0.9	9.0	NA	124	NA
3256	888	326	Chinese Academy of Tropical Agricultural Sciences	HE	CHN	AS	356	NA	16.6	NA	26.7	NA	0.6	NA	0.9	4.9	NA	206	NA
3257	889	327	First Affiliated Hospital of Wenzhou Medical College	HL	CHN	AS	354	NA	11.9	NA	29.1	NA	0.5	NA	0.9	4.3	NA	239	NA
3258	890	328	Xian Polytechnic University	HE	CHN	AS	354	↑ 46.9	3.1	↓ -16.6	7.6	↑ 8.2	0.2	↓ -5.6	0.9	1.0	↓ -30.4	253	↑ 47.1
3259	610	89	IBM Research	PR	CAN	NA	350	NA	46.3	NA	15.4	NA	1.4	NA	1.0	17.4	NA	114	NA
3260	191	32	Universidad Autonoma de Sinaloa	HE	MEX	LA	350	NA	42.9	NA	37.7	NA	1.1	NA	0.9	9.6	NA	115	NA
3261	164	43	Babol Noshirvani University of Technology	HE	IRN	ME	339	↑ 138.7	16.5	↓ -6.2	22.7	↑ 24.0	1.2	↑ 9.7	0.9	15.0	↑ 15.9	249	↑ 130.6
3262	192	98	Universidade Federal do Pampa	HE	BRA	LA	338	↑ 60.2	21.0	↑ 26.6	32.5	↓ -14.2	0.7	↓ -16.9	0.8	6.7	↓ -18.9	117	↑ 58.1
3263	891	127	Dr. B.R. Ambedkar National Institute of Technology	HE	IND	AS	335	NA	3.9	NA	18.8	NA	0.6	NA	0.9	5.7	NA	233	NA
3264	892	329	Anhui University of Technology and Science	HE	CHN	AS	334	NA	3.6	NA	10.5	NA	0.4	NA	0.9	3.8	NA	232	NA
3265	893	330	Southwest University of Finance and Economics	HE	CHN	AS	332	↑ 41.3	28.9	↑ 15.2	22.3	↑ 6.9	0.6	↑ 3.6	0.9	7.5	↓ -18.0	199	↑ 39.2
3266	193	99	Universidade Federal do Tocantins	HE	BRA	LA	331	NA	14.5	NA	15.4	NA	0.5	NA	0.9	2.8	NA	160	NA
3267	1048	202	Institut de Radioastronomie Millimetrique	GO	FRA	WE	329	NA	88.8	NA	87.5	NA	1.5	NA	1.0	14.7	NA	50	NA
3268	894	128	Periyar University	HE	IND	AS	326	NA	13.8	NA	14.1	NA	0.7	NA	0.9	6.5	NA	213	NA
3269	895	16	International Islamic University	HE	PAK	AS	324	NA	23.2	NA	17.0	NA	0.9	NA	0.9	11.9	NA	210	NA
3270	194	100	Instituto Nacional de Metrologia	GO	BRA	LA	318	NA	40.6	NA	50.0	NA	1.1	NA	0.9	8.8	NA	101	NA
3271	896	331	Hebei University of Economics and Business	HE	CHN	AS	317	↑ 31.0	2.5	↑ 1.6	3.2	↓ -4.8	0.3	↓ -2.9	0.9	2.8	↓ -3.5	183	↑ 33.6
3272	165	44	Azarbaijan University of Tarbiat Moallem	HE	IRN	ME	316	NA	20.3	NA	27.9	NA	1.0	NA	0.9	9.5	NA	224	NA
3273	1049	165	Manchester Academic Health Science Centre	HE	GBR	WE	316	NA	44.9	NA	78.5	NA	3.0	NA	0.9	26.5	NA	158	NA
3274	1050	147	Centro de Investigacion Biomedica en Red de Diabetes y Enfermedades Metabolicas Asociadas	HL	ESP	WE	312	↑ 92.6	31.7	↑ 19.6	79.5	↓ -1.7	2.0	↑ 24.4	0.9	17.0	↓ -1.4	83	↑ 107.5
3275	195	101	Universidade Federal dos Vales do Jequitinhonha e Mucuri	HE	BRA	LA	310	NA	7.7	NA	17.1	NA	0.5	NA	0.9	1.0	NA	147	NA
3276	1051	148	Instituto Aragonés de Ciencias de la Salud	HL	ESP	WE	308	NA	26.3	NA	60.1	NA	1.8	NA	0.9	15.3	NA	95	NA
3277	1052	149	Telefonica Investigacion y Desarrollo Madrid	PR	ESP	WE	305	NA	52.1	NA	13.8	NA	1.1	NA	1.0	11.1	NA	107	NA

WR/RR/CR World/Region/Country Rank

AF Africa AS Asia EE Eastern Europe LA Latin America ME Middle East NA Northern America OC Oceania WE Western Europe

GO Government HE Higher Education HL Health PR Private OT Others

WR	RR	CR	Organization	Sector	Country	Region	Output	O-VR(%)	IC(%)	IC-VR(%)	Q1(%)	Q1-VR(%)	NI	NI-VR(%)	Spec	Exc(%)	Exc-VR(%)	Leadership	Leadership-VR(%)
3278	1053	150	Centro de Investigacion Biomedica en Red de Salud Mental	HL	ESP	WE	304	↑ 93.6	44.4	↑ 2.5	77.3	↑ 1.1	● 1.7	↓ -2.9	1.0	20.5	↓ -6.1	71	↑ 102.9
3279	166	45	Shiraz University of Technology	HE	IRN	ME	300	NA	15.7	NA	26.3	NA	● 1.2	NA	0.8	17.3	NA	198	NA
3280	1054	203	Universite de Lorraine - Pole de Recherche et d'Enseignement Superieur	GO	FRA	WE	298	↑ 57.7	32.6	↓ -9.5	69.8	↑ 2.3	● 1.3	↑ 7.2	0.9	17.0	↑ 2.6	167	↑ 68.7
3281	897	18	Wiwanitkit House	HL	THA	AS	293	NA	1.7	NA	27.0	NA	● 0.2	NA	0.9	0.0	NA	288	NA
3282	196	102	Universidade Federal da Grande Dourados	HE	BRA	LA	285	NA	8.8	NA	11.2	NA	● 0.4	NA	0.9	2.5	NA	160	NA
3283	197	103	Universidade Federal do Reconcavo da Bahia	HE	BRA	LA	285	NA	11.2	NA	10.9	NA	● 0.4	NA	0.9	1.1	NA	121	NA
3284	1055	151	Ikerbasque-Basque Foundation for Science	GO	ESP	WE	284	NA	74.7	NA	73.6	NA	● 2.0	NA	0.8	25.4	NA	27	NA
3285	898	332	Henan University of Urban Construction	HE	CHN	AS	277	NA	1.1	NA	6.5	NA	● 0.5	NA	0.9	4.7	NA	196	NA
3286	1056	152	Institut de Bioenginyeria de Catalunya	GO	ESP	WE	270	NA	50.4	NA	65.6	NA	● 1.4	NA	0.9	19.0	NA	101	NA
3287	1057	204	Telecom SudParis	HE	FRA	WE	266	NA	23.7	NA	7.5	NA	● 0.7	NA	1.0	6.4	NA	197	NA
3288	198	104	Universidade Nove de Julho	HE	BRA	LA	236	NA	10.6	NA	19.5	NA	● 0.5	NA	0.9	4.5	NA	106	NA
3289	899	73	Shuang Ho Hospital	HL	TWN	AS	212	NA	9.9	NA	52.4	NA	● 0.9	NA	0.9	6.1	NA	44	NA
3290	1058	153	Institut d'Investigacio Sanitaria Pere Virgili	HL	ESP	WE	161	NA	23.0	NA	62.7	NA	● 1.6	NA	0.9	13.7	NA	109	NA

- Normalized Impact higher than 1.75
- Normalized Impact higher than world average
- Normalized Impact lower than world average

Disclaimer notice:

This ranking IS NOT A LEAGUE TABLE. The ranking parameter – the scientific output of institutions-- should be understood as a default rank, not our ranking proposal. The only goal of this report is to characterize research outcomes of organizations so as to provide useful scientometric information to institutions, policymakers and research managers so they are able to analyze, evaluate and improve their research results. If someone uses this report to rank institutions or to build a league table with any purpose, he/she will do it under his/her own responsibility.