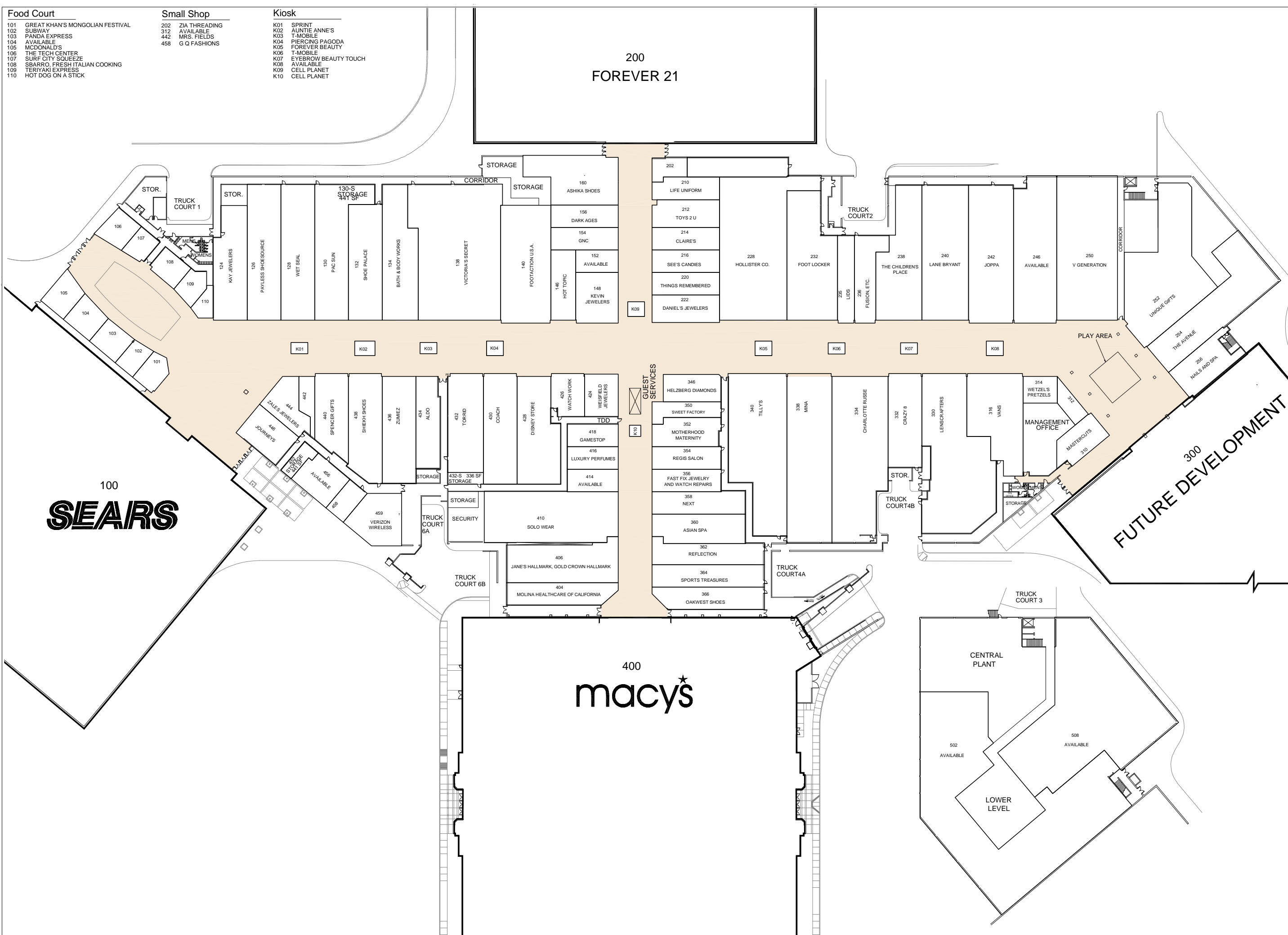


- | | | |
|-------------------------------------|-------------------|--------------------------|
| Food Court | Small Shop | Kiosk |
| 101 GREAT KHAN'S MONGOLIAN FESTIVAL | 202 ZIA THREADING | K01 SPRINT |
| 102 SUBWAY | 312 AVAILABLE | K02 AUNTIE ANNE'S |
| 103 PANDA EXPRESS | 442 MRS. FIELDS | K03 T-MOBILE |
| 104 AVAILABLE | 458 G Q FASHIONS | K04 PIERCING PAGODA |
| 105 MCDONALD'S | | K05 FOREVER BEAUTY |
| 106 THE TECH CENTER | | K06 T-MOBILE |
| 107 SURF CITY SQUEEZE | | K07 EYEBROW BEAUTY TOUCH |
| 108 SBARRO, FRESH ITALIAN COOKING | | K08 AVAILABLE |
| 109 TERIYAKI EXPRESS | | K09 CELL PLANET |
| 110 HOT DOG ON A STICK | | K10 CELL PLANET |



Mall Address:
INLAND CENTER
 500 Inland Center Drive
 San Bernardino, CA 92408
 Phone: (909) 884-7268
 Fax: (909) 381-0448

For Leasing
 Information Contact:
Jerry Anderson
 Macerich
 542-C W. Hillcrest Drive
 Thousand Oaks, CA 91360
 Phone: (805) 495-2020 x181
 Fax: (805) 495-2047
Ray Bewley
 Macerich
 500 Lakewood Center Mall
 Lakewood, CA 90712
 Phone: (562) 634-1100
 Fax: (562) 633-1452

Note:
 This is a schematic plan only
 intended to show the general layout
 of the shopping center or part
 thereof. This plan is not to be scaled.
 Last Updated:
 AUG 15, 2013

MACERICH
 visit our web site at
www.macerich.com

LEASE PLAN



Mall Address:

INLAND CENTER
 500 Inland Center Drive
 San Bernardino, CA 92408
 Phone: (909) 884-7268
 Fax: (909) 381-0448

For Leasing
 Information Contact:

Renay Fuller
 The Macerich Company
 401 Wilshire Blvd.
 Suite 700
 Santa Monica, CA 90401
 Phone: (310) 899-8465

Ray Bewley
 Macerich
 500 Lakewood Center Mall
 Lakewood, CA 90712
 Phone: (562) 634-1100
 Fax: (562) 633-1452
 Peripheral Leasing Group
 Big Box, Pad &
 Restaurant Leasing
David Malayil
 Phone: (310) 899-8463

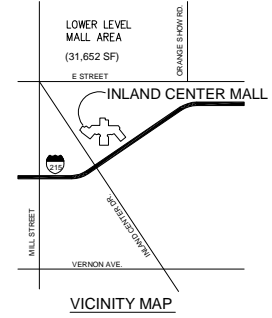
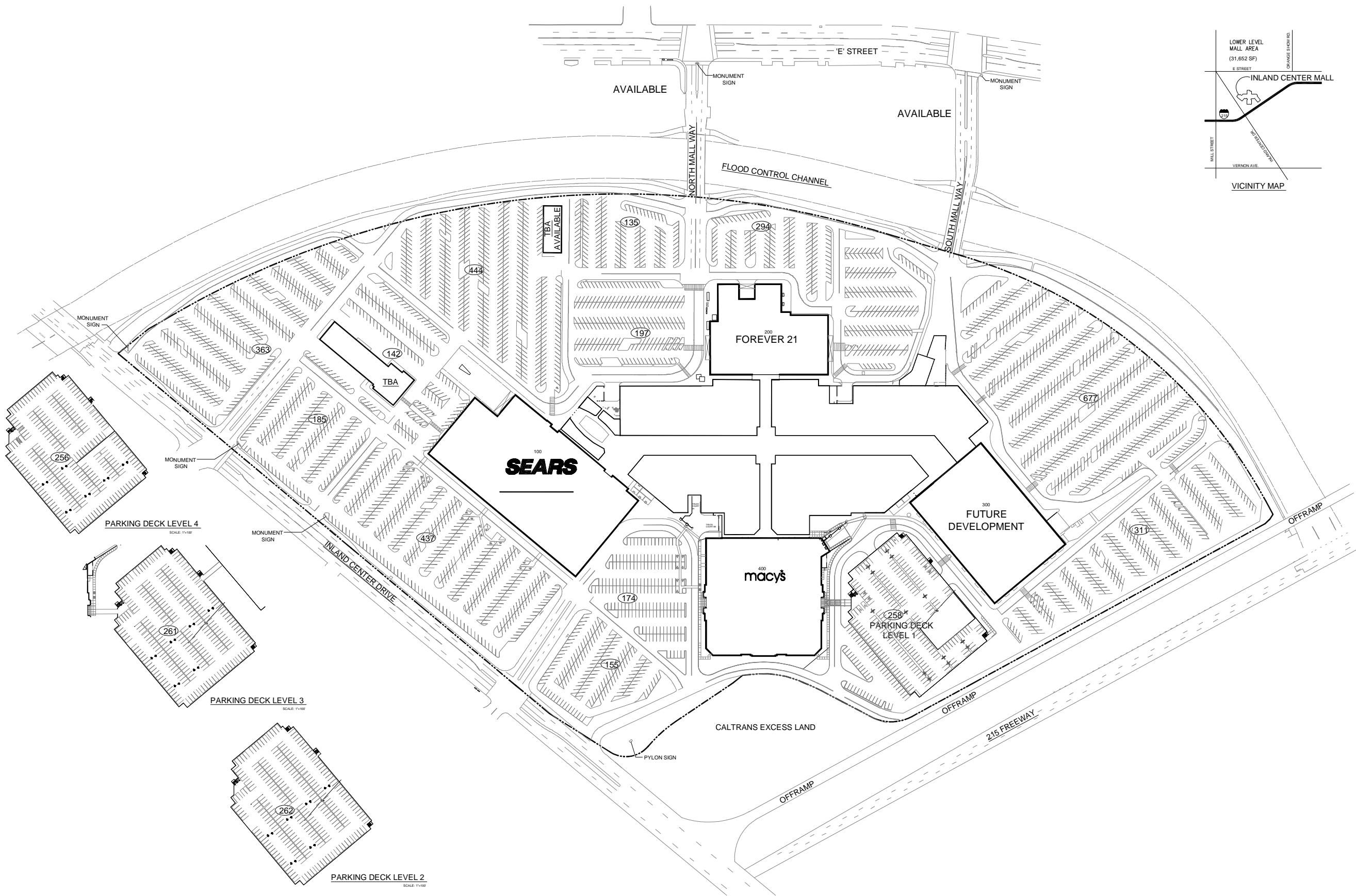
Note:
 This is a schematic plan only
 intended to show the general layout
 of the shopping center or part
 thereof. This plan is not to be scaled.

Last Updated:
 APR 12, 2013



visit our web site at
www.macerich.com

SITE PLAN



PARKING DECK LEVEL 4
 SCALE: 1"=100'

PARKING DECK LEVEL 3
 SCALE: 1"=100'

PARKING DECK LEVEL 2
 SCALE: 1"=100'