

Detroit Crime Barometer – October 2005 Edition

The total number of serious crimes reported to the police in the city of Detroit has declined by 23% over the past five years. Robbery, aggravated assault, and larceny have posted the largest percentage declines over the last five years. Auto theft fell only by 5%.

The number of homicides (murders) declined by only 3 percent since 2000. Given Detroit's population loss -- from 951,270 in 2000 to 892,034 in 2004 -- this represents a slight increase in the homicide rate from 42 to 43 homicides per 100,000 city residents. In general, the homicide rate has remained at or near this level since 1996.

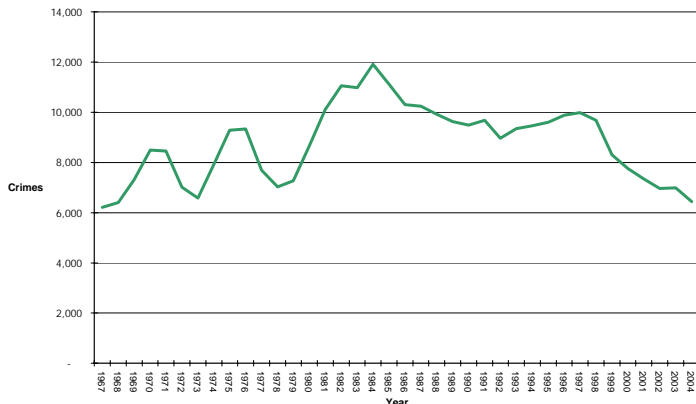
Numbers of crimes
Crimes reported to the police in 2000 and 2004

Crime Type	2000	2004	Change	Percent Change
Homicide	396	384	-12	-3.0
Rape	811	719	-92	-11.3
Robbery	7,868	5,452	-2,416	-30.7
Assault	13,037	9,356	-3,681	-28.2
Burglary	15,828	12,202	-3,626	-22.9
Larceny	31,929	20,640	-11,289	-35.4
Auto Theft	25,892	24,573	-1,319	-5.1
Total	95,761	73,326	-22,435	-23.4

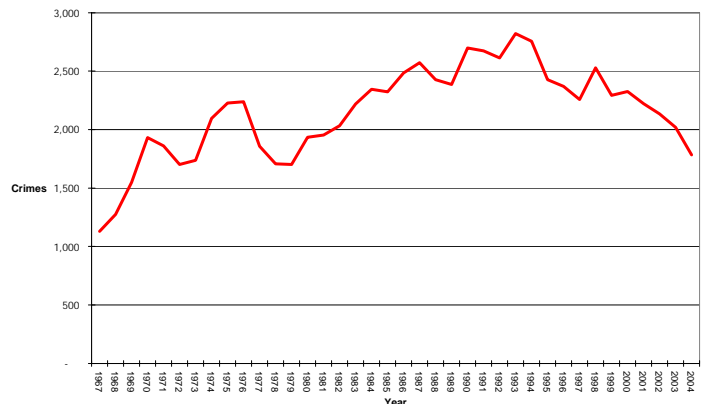
Crime Rates
Reported crimes per 100,000 residents

Crime Type	2000	2004
Homicide	42	43
Rape	85	81
Robbery	827	611
Assault	1,370	1,049
Burglary	1,664	1,368
Larceny	3,356	2,314
Auto Theft	2,722	2,755
Total	10,067	8,220
Population Estimates	2000	951,270
	2004	892,034

Property Crimes per 100,000 residents

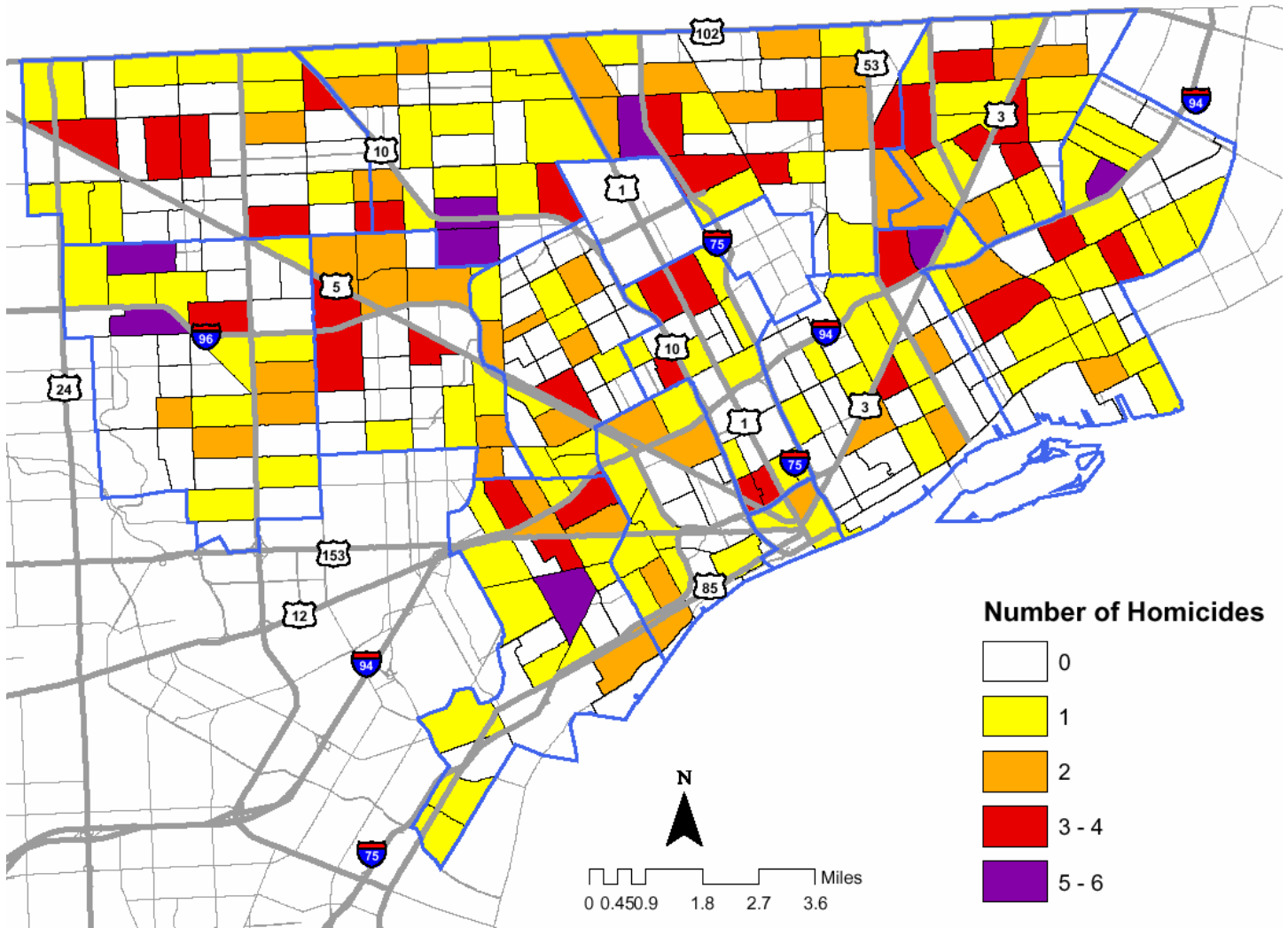


Violent Crimes per 100,000 residents



Crime Patterns in the City

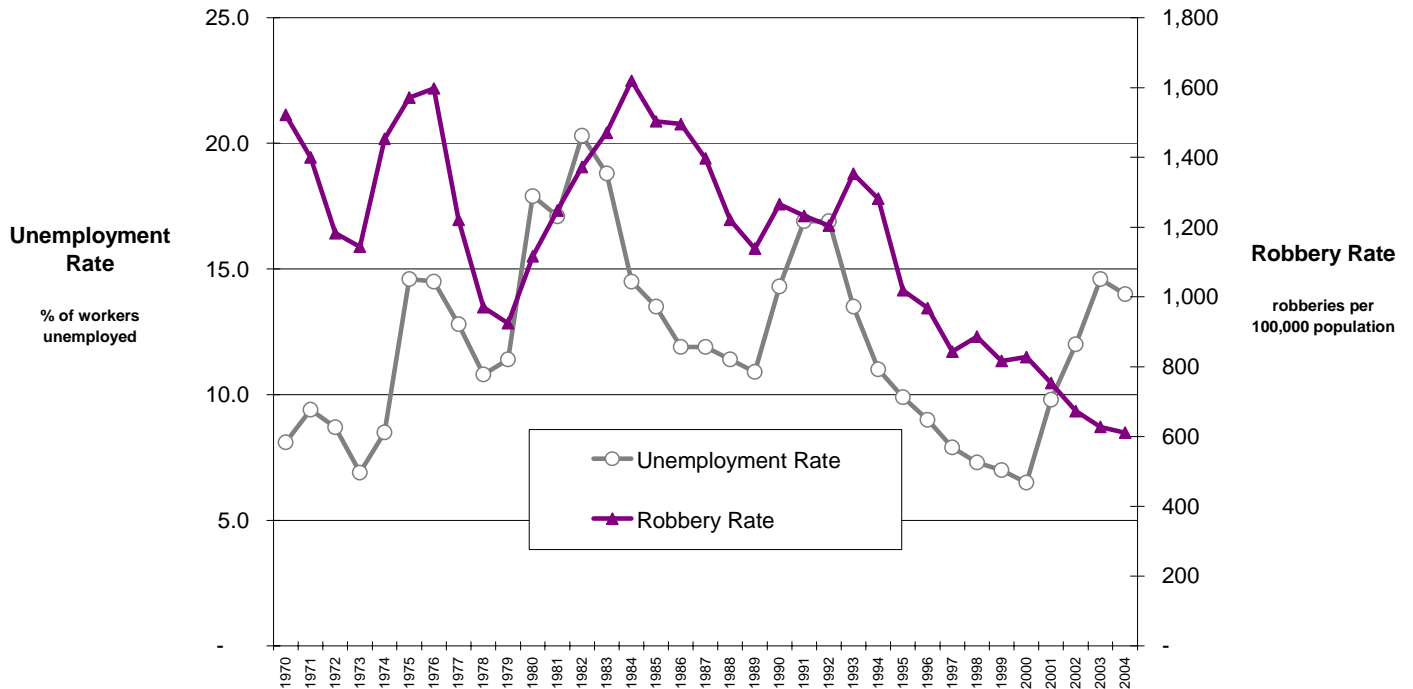
Crime is not evenly distributed across the City of Detroit. High crime neighborhoods are geographically concentrated and tend to be economically and social disadvantaged areas, especially in terms of income and poverty, family structure, and residential stability. The map below illustrates patterns in homicide in 2004 for Detroit neighborhoods.



Economy and Crime

Over time, the crime rate (as represented by the robbery rate) has tracked closely with the unemployment rate in Detroit. There tends to be a about a two-year lag period before increases in the robbery rate are seen in relation to increases in unemployment. Since 2000, the robbery rate has steadily declined despite a dramatic increase in the unemployment rate.

Unemployment and Robbery in Detroit, 1970-2004



What Citizens Say

According to recent surveys, public safety remains the top concern of city of Detroit residents. A survey of Detroit residents was conducted in 2003 by the Southeastern Michigan Council of Governments. It measured citizen satisfaction with certain government services. Over 300 Detroit residents responded to the survey. Some of the results are shown below:

How satisfied are you with the quality of public safety services in Detroit?

Very satisfied	9%
Somewhat satisfied	31%
Neutral	25%
Somewhat dissatisfied	21%
Very dissatisfied	13%

How safe do you feel in your community?

Very safe	8%
Safe	28%
Neutral	41%
Unsafe	18%
Very unsafe	9%

How safe do you feel in your neighborhood during the day?

Very safe	23%
Safe	41%
Neutral	19%
Unsafe	10%
Very unsafe	7%

How safe do you feel in your neighborhood at night?

Very safe	12%
Safe	28%
Neutral	31%
Unsafe	13%
Very unsafe	17%