



*November 21-23, 2002
Bakersfield, California*

Tournament Results

NATIONAL INTRAMURAL-RECREATIONAL SPORTS ASSOCIATION
4185 SW Research Way • Corvallis, OR 97333-1067 • (541) 766-8211 • www.nirsa.org



2002 NIRSA Collegiate Soccer Sport Club Championships

Facts and Figures:

Talley of Teams by NIRSA Regions (23 states)
Total Number of Teams: 63 (Men-32; Women-31)

REGION 1 (5 states/8 teams)

Delaware (2)

1. University of Delaware (M/W)

Maryland (1)

1. University of Maryland (W)

New Jersey (1)

1. Princeton University (W)

New York (2)

1. Cornell University (M/W)

Pennsylvania (2)

1. Penn State (M/W)

REGION 2 (3 states/8 teams)

Florida (2)

1. University of Florida (M/W)

Tennessee (1)

1. Vanderbilt University (M)

Virginia (5)

1. James Madison University (M/W)
2. Virginia Tech (W)
3. University of Virginia (M/W)

REGION 3 (4 states/11 teams)

Illinois (3)

1. Univ. of Illinois (M/W)
2. Southern Illinois University, Carbondale (M)

Indiana (2)

1. Indiana University (M)
2. Purdue University (W)

Michigan (4)

1. Grand Valley State University (M)
2. University of Michigan (M/W)
3. Michigan State University (W)

Ohio (2)

1. Miami University (W)
2. Ohio State University (W)

REGION 4 (3 states/10 teams)

Kansas (3)

1. University of Kansas (M/W)
2. Wichita State University (M)

Louisiana (1)

1. Louisiana State University (W)

REGION 4, Contd.

Texas (6)

1. Rice University (M)
2. Texas A&M University (M/W)
3. Texas Tech University (W)
4. University of Texas (Austin) (M/W)

REGION 5 (3 states/9 teams)

Colorado (7)

1. Colorado School of Mines (W)
2. Colorado State University (M/W/W)
3. University of Colorado (W/W/M)

Iowa (1)

1. Iowa State University (M)

Minnesota (1)

1. University of Minnesota (M)

REGION 6 (5 states/17 teams)

Arizona (3)

1. University of Arizona (M/W)
2. Arizona State University (M)

California (8)

1. UC Berkeley (W)
2. UC Davis (W)
3. UCLA (W)
4. UC Santa Barbara (M/W)
5. UC San Diego (M)
6. San Diego State University (M/W)

Oregon (1)

1. University of Oregon (M)

Utah (4)

1. Brigham Young University (M)
2. Utah Valley State (M)
3. Weber State (M/M)

Washington (1)

1. Central Washington University (M)

2002 NIRSA Collegiate Soccer Sport Club Championships

Men's Championship Division

First team listed for games is home team and wears light jerseys

Pool MA		Points			Pt. Total	Pool MB		Points			Pt. Total
		R1	R2	R3				R1	R2	R3	
1.	Cornell "United"	4	9	8	21	1.	Delaware	8	1	1	10
2.	San Diego State	4	0	1	5	2.	Indiana	0	0	8	8
3.	Minnesota	4	0	8	12	3.	Brigham Young	9	9	8	26
4.	Vanderbilt	4	10	0	14	4.	Rice University	0	8	1	9
		Score					Score				
Game #						Game #					
1	Cornell vs Vanderbilt	1		1		1	Delaware vs Rice	1		0	
2	SDSU vs Minnesota	1		1		2	Indiana vs BYU	0		2	
3	Minnesota vs Cornell	0		2		3	BYU vs Delaware	5		1	
4	Vanderbilt vs SDSU	3		0		4	Rice vs Indiana	1		0	
5	Cornell vs SDSU	2		1		5	Delaware vs Indiana	1		2	
6	Minnesota vs Vanderbilt	1		0		6	BYU vs Rice	2		1	
Pool MC		Points			Pt. Total	Pool MD		Points			Pt. Total
		R1	R2	R3				R1	R2	R3	
1.	Michigan	4	9	8	21	1.	Colorado State "Green"	4	4	5	13
2.	Virginia	1	4	0	5	2.	Texas	1	0	5	6
3.	Weber State "A"	9	0	8	17	3.	Arizona	8	4	5	17
4.	Kansas	4	4	1	9	4.	Illinois	4	8	5	17
		Score					Score				
Game #						Game #					
1	Michigan vs Kansas	1		1		1	CSU Green vs Illinois	0		0	
2	Virginia vs Weber "A"	1		3		2	Texas vs Arizona	1		2	
3	Weber "A" vs Michigan	0		2		3	Arizona vs CSU Green	0		0	
4	Kansas vs Virginia	1		1		4	Illinois vs Texas	1		0	
5	Michigan vs Virginia	1		0		5	CSU Green vs Texas	2		2	
6	Weber "A" vs Kansas	2		1		6	Arizona vs Illinois	2		2	

Point System: Win = 6 points
Tie = 3 points
Loss = 0 points

Bonus Points for Scoring:

1 point/goal for a maximum of 3 pts.
1 point/shutout
8 points to the winning team for a forfeit



2002 NIRSA Collegiate Soccer Sport Club Championships

Women's Championship Division

First team listed for games is home team and wears light jerseys

Pool WA		Points			Pt. Total	Pool WB		Points			Pt. Total
		R1	R2	R3				R1	R2	R3	
1.	Princeton	0	8	1	9	1.	Maryland	0	0	0	0
2.	James Madison Univ.	4	9	9	22	2.	Texas A&M	1	1	8	10
3.	Michigan State Univ.	4	0	8	12	3.	Michigan	9	10	5	24
4.	Florida	10	2	1	13	4.	Colorado "Gold"	10	9	5	24
Score					Score						
Game #						Game #					
1	Princeton vs Florida	0	3			1	Maryland vs Colorado	0	3		
2	JMU vs Michigan State	1	1			2	TAMU vs Michigan	1	4		
3	Michigan St. vs Princeton	0	1			3	Michigan vs Maryland	3	0		
4	Florida vs JMU	2	4			4	Colorado vs TAMU	4	1		
5	Princeton vs JMU	1	3			5	Maryland vs TAMU	0	1		
6	Michigan State vs Florida	2	1			6	Michigan vs Colorado	2	2		

Pool WC		Points			Pt. Total	Pool WD		Points			Pt. Total
		R1	R2	R3				R1	R2	R3	
1.	San Diego State	8	1	5	14	1.	Colorado State "Gold"	2	0	0	2
2.	Penn State	4	4	5	13	2.	Virginia Tech	8	4	8	20
3.	Miami University (OH)	4	8	9	21	3.	Ohio State	1	9	0	10
4.	Texas	1	4	1	6	4.	U of Cal., Santa Barbara	9	4	10	23
Score					Score						
Game #						Game #					
1	SDSU vs Texas	2	1			1	CSU Gold vs UCSB	2	3		
2	Penn State vs Miami	0	0			2	Virginia Tech vs Ohio State	2	1		
3	Miami vs SDSU	2	1			3	Ohio State vs CSU Gold	2	0		
4	Texas vs Penn State	0	0			4	UCSB vs Virginia Tech	0	0		
5	SDSU vs Penn State	2	2			5	CSU Gold vs Virginia Tech	0	1		
6	Miami vs Texas	3	1			6	Ohio State vs UCSB	0	3		

Point System: Win = 6 points
Tie = 3 points
Loss = 0 points

Bonus Points for Scoring:

1 point/goal for a maximum of 3 pts.
1 point/shutout
8 points to the winning team for a forfeit



2002 NIRSA Collegiate Soccer Sport Club Championships

Men's Open Division

First team listed for games is home team and wears light jerseys

Pool ME		Points			Pt. Total	Pool MF		Points			Pt. Total
		R1	R2	R3				R1	R2	R3	
1.	Southern Illinois, Carb.	0	1	6	7	1.	Iowa State	4	0	4	8
2.	U. of Cal., San Diego	2	8	6	16	2.	Arizona State	9	9	4	22
3.	Utah Valley	9	8	1	18	3.	Weber State "B"	1	10	10	21
4.	James Madison	9	0	8	17	4.	Florida	4	1	0	5
		Score					Score				
Game #						Game #					
1	SIUC vs JMU	0	2			1	Iowa State vs Florida	1	1		
2	UCSD vs UVSC	2	3			2	Arizona State vs Weber "B"	4	1		
3	UVSC vs SIUC	2	1			3	Weber "B" vs Iowa State	3	0		
4	JMU vs UCSD	0	1			4	Florida vs Arizona State	1	6		
5	SIUC vs UCSD	3	3			5	Iowa State vs Arizona State	0	0		
6	UVSC vs JMU	1	2			6	Weber "B" vs Florida	4	0		
Pool MG		Points			Pt. Total	Pool MH		Points			Pt. Total
		R1	R2	R3				R1	R2	R3	
1.	Grand Valley State	0	1	8	9	1.	Central Washington	4	0	1	5
2.	Oregon	0	0	1	1	2.	Colorado	1	10	8	19
3.	Texas A&M	8	9	8	25	3.	Penn State	8	9	9	26
4.	U. Cal, Santa Barbara	8	10	0	18	4.	Wichita State	4	0	1	5
		Score					Score				
Game #						Game #					
1	GVSU vs UCSB	0	1			1	Central Wash. vs Wichita St.	1	1		
2	Oregon vs TAMU	0	1			2	Colorado vs Penn State	1	2		
3	TAMU vs GVSU	3	1			3	Penn St. vs Central Wash.	2	0		
4	UCSB vs Oregon	3	0			4	Wichita St. vs Colorado	0	3		
5	GVSU vs Oregon	2	1			5	Central Wash. vs Colorado	1	2		
6	TAMU vs UCSB	1	0			6	Penn State vs Wichita State	5	1		

Point System: Win = 6 points
Tie = 3 points
Loss = 0 points

Bonus Points for Scoring:

1 point/goal for a maximum of 3 pts.
1 point/shutout
8 points to the winning team for a forfeit



2002 NIRSA Collegiate Soccer Sport Club Championships

Women's Open Division

First team listed for games is home team and wears light jerseys

Pool WE		Points			Pt. Total	Pool WF		Points			Pt. Total
		R1	R2	R3		R1	R2	R3			
1.	Cornell	0	0	4	4	1.	Colorado School of Mines	1	0	8	8
2.	U. Cal., Davis	0	0	4	4	2.	Cal. State, Long Beach (F)	0	0	0	0
3.	Arizona	10	10	8	28	3.	Purdue University	8	10	0	18
4.	Colorado "Black"	8	8	1	17	4.	Delaware	9	8	8	25
Score					Score						
Game #						Game #					
1	Cornell vs Colorado "Black"	0		1		1	Colorado Mines vs Delaware	1		5	
2	UC Davis vs Arizona	0		4		2	CSULB vs Purdue	0		1 (F)	
3	Arizona vs Cornell	3		0		3	Purdue vs Colorado Mines	4		0	
4	Colorado "Black vs UC Davis	1		0		4	Delaware vs CSULB	1		0 (F)	
5	Cornell vs UC Davis	1		1		5	Colorado Mines vs CSULB	1		0 (F)	
6	Arizona vs Colorado "Black"	2		1		6	Purdue vs Delaware	0		1	
Pool WG		Points			Pt. Total	Pool WH		Points			Pt. Total
		R1	R2	R3		R1	R2	R3			
1.	Kansas	9	1	0	10	1.	Texas Tech	4	0	8	12
2.	U. Cal., Berkeley	5	10	8	23	2.	UCLA	0	8	1	9
3.	Illinois	5	8	1	14	3.	Virginia	8	10	9	27
4.	Colorado State "Green"	1	0	8	9	4.	Louisiana State	4	0	1	5
Score					Score						
Game #						Game #					
1	Kansas vs CSU Green	4		1		1	Texas Tech vs LSU	1		1	
2	UC Berkeley vs Illinois	2		2		2	UCLA vs Virginia	0		1	
3	Illinois vs Kansas	2		1		3	Virginia vs Texas Tech	3		0	
4	CSU "Green" vs UC Berkeley	0		3		4	LSU vs UCLA	0		1	
5	Kansas vs UC Berkeley	0		1		5	Texas Tech vs UCLA	2		1	
6	Illinois vs CSU "Green"	1		2		6	Virginia vs LSU	5		1	

Point System: Win = 6 points
Tie = 3 points
Loss = 0 points

Bonus Points for Scoring:

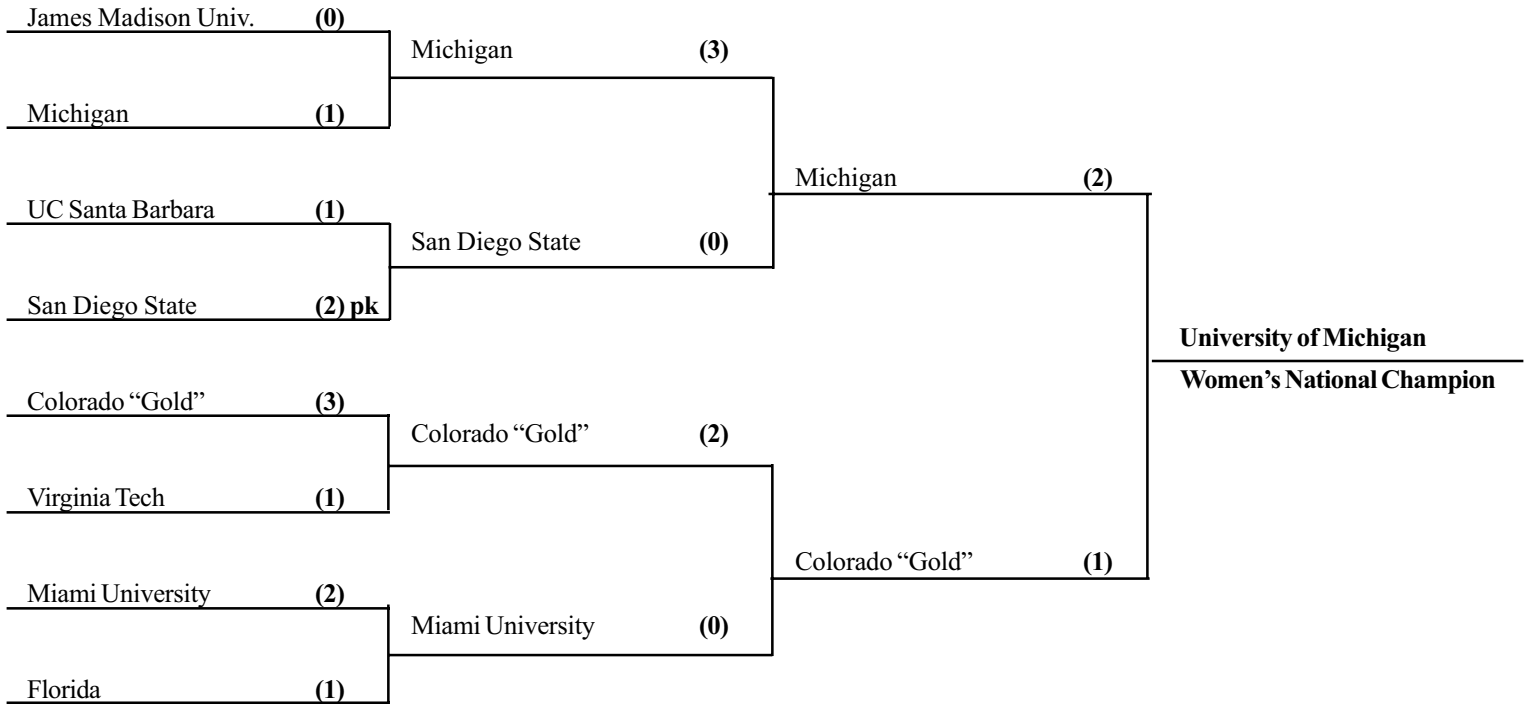
1 point/goal for a maximum of 3 pts.
1 point/shutout
8 points to the winning team for a forfeit



2002 NIRSA Collegiate Soccer Sport Club Championships

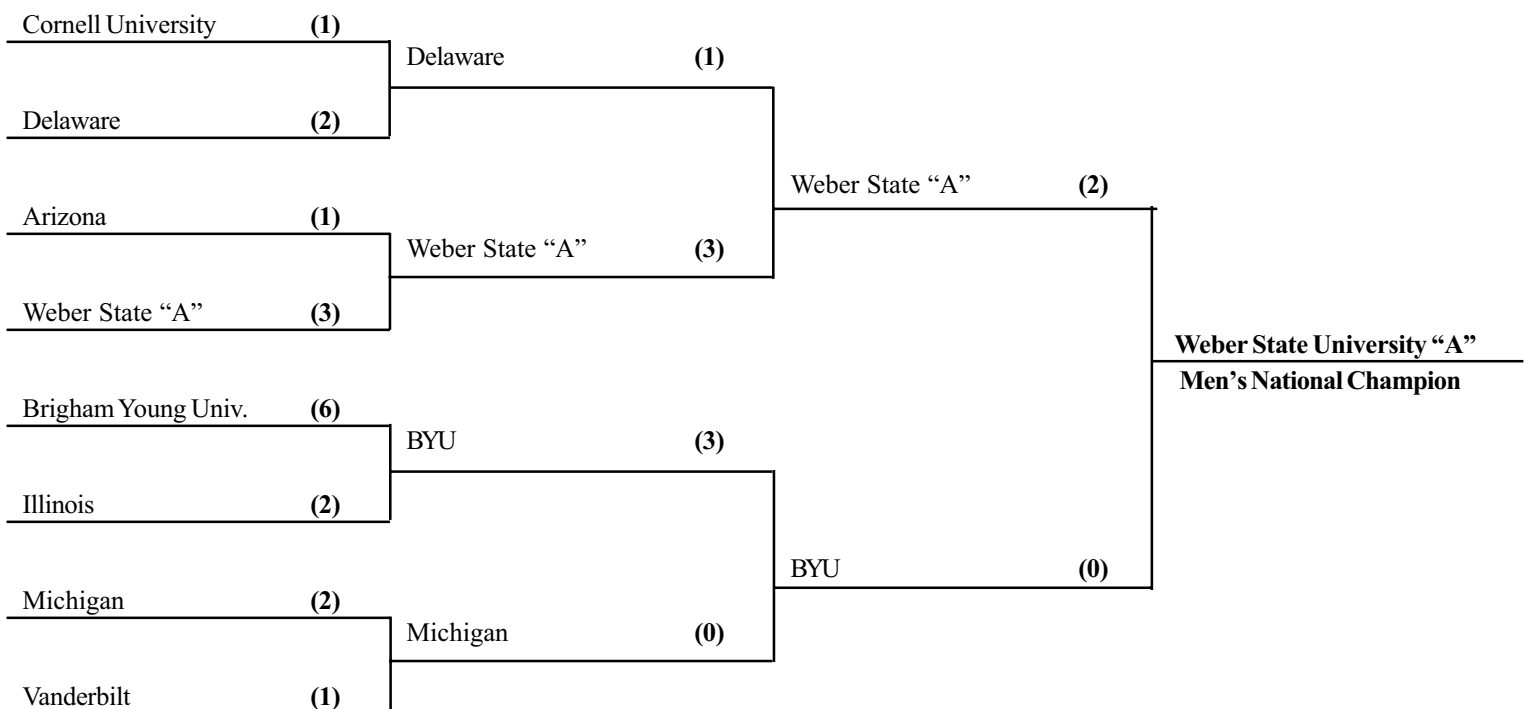
Top team in brackets is home team and wears light jerseys

Championship Flight Women's Championship Division



Top team in brackets is home team and wears light jerseys

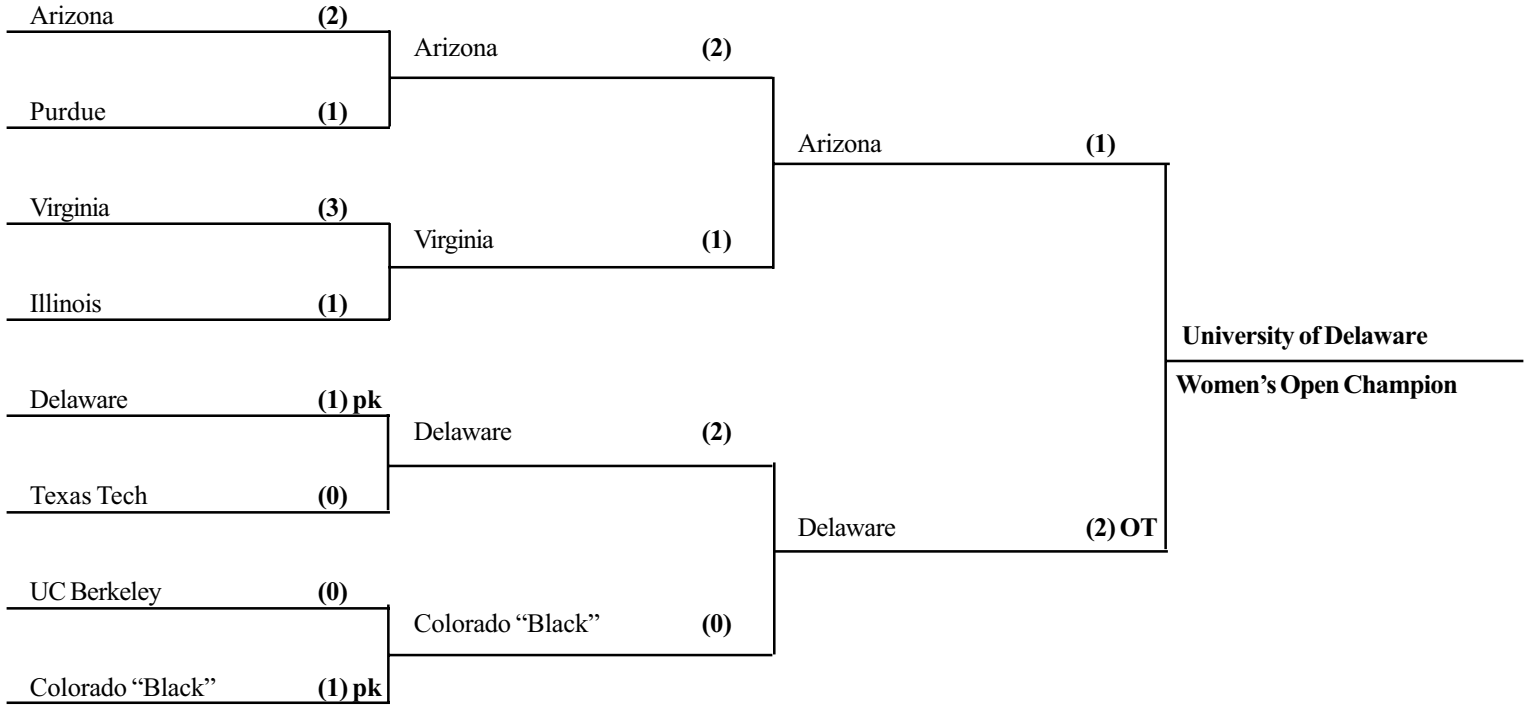
Championship Flight Men's Championship Division



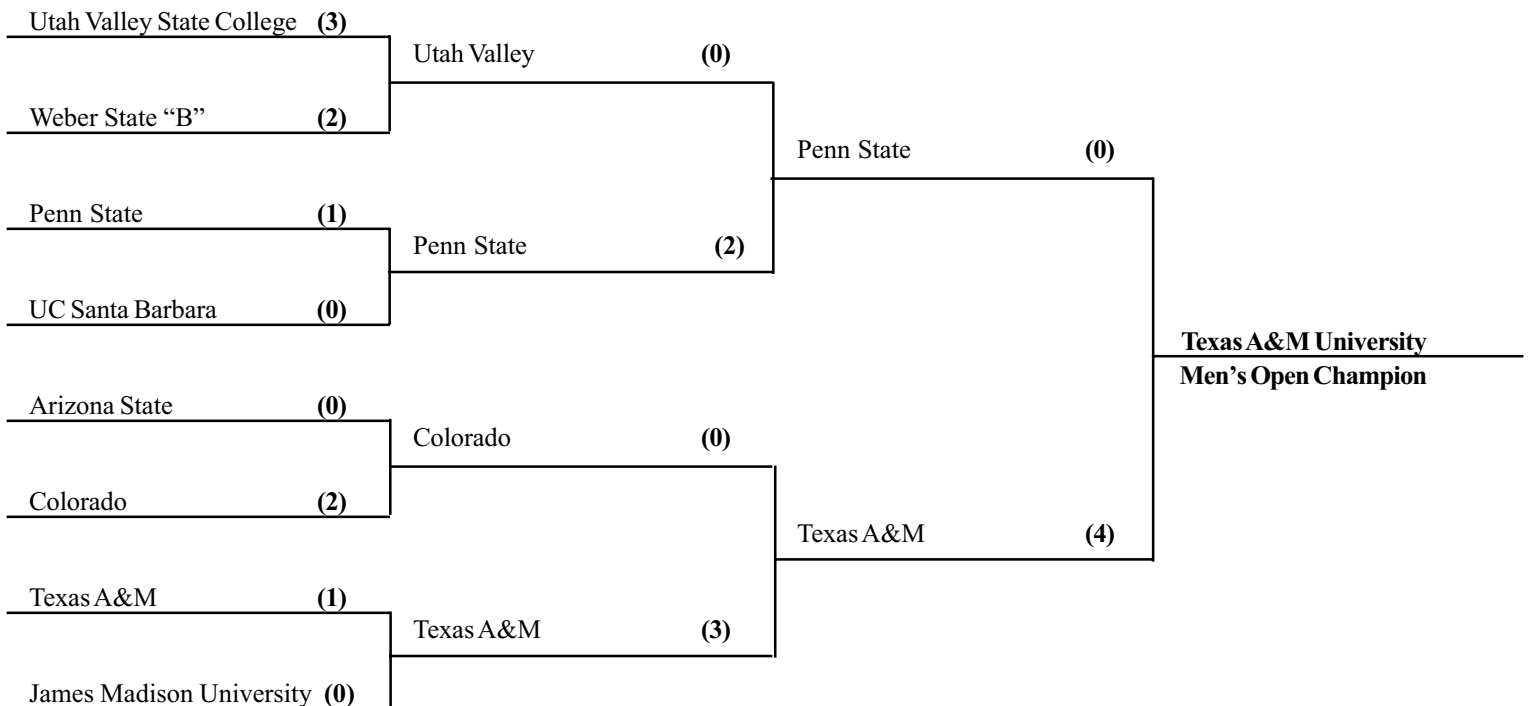


2002 NIRSA Collegiate Soccer Sport Club Championships

Championship Flight Women's Open Division



Championship Flight Men's Open Division





2002 NIRSA All-Tournament Teams and Most Valuable Players

Men's Championship Division ATT

Tom Thies, University of Illinois
Matt Affleck, Brigham Young University
Chad Oyler, Brigham Young University
Casey Waldron, Brigham Young University
Roger Garrison, University of Delaware
Josh Hollens, University of Delaware
Greg Gavlik, University of Michigan
Eric Schueller, University of Michigan
TJ Waters, Weber State University
Brent Moyes, Weber State University
Curtis Whitesides, Weber State University

Men's Championship Division

Most Valuable Player

Scott Badgers, (GK) Weber State University

Men's Open Division ATT

Jake Servinsky, James Madison University
Brian Bishop, University of Colorado
Steve Toniatti, Penn State University
James Takow, Texas A&M University
Mike Rogers, Utah Valley State College
Pete Lindahl, Penn State University
Chris Camacho, Texas A&M University
Chad Meldrum, Penn State University
Jake Eggett, Utah Valley State College
John Garvey, Texas A&M University
George Millas, Texas A&M University

Men's Open Division

Most Valuable Player:

Joe Shine, Texas A&M University

Women's Championship Division ATT

Stacy Kuntz, University of Colorado "Gold"
Gwen Reyes, University of Michigan
Rachel Lehman, Miami University
Allison Marshall, Univ. of Colorado "Gold"
Anna Haghgoie, University of Michigan
Avy Austria, San Diego State University
Lauren Richey, University of Colorado "Gold"
Alissa Shaw, University of Michigan
Ashley Felter, Miami University
Ryann MacDonald, Univ. of Colorado "Gold"
Breanne Bennett, University of Michigan

Women's Championship Division

Most Valuable Player

Katie Keller, University of Michigan

Women's Open Division ATT

Kamaya Damwijk, University of Arizona
Courtney Shields, University of Delaware
Leslie Watson, University of Arizona
Dana Berry, University of Delaware
Sara Plummer, University of Virginia
Caroline Stone, Univ. of Colorado "Black"
Beth Taylor, University of Arizona
Samantha Watson, University of Delaware
Kelly Melton, University of Virginia
Kate Guider, University of Delaware
Andrea Gastellum, University of Arizona

Women's Open Division

Most Valuable Player:

Sara White, University of Delaware

SPORTSMANSHIP AWARDS:

WOMEN: Princeton University
MEN: Iowa State University



2003 Announcements:

LOCATION: University of Alabama
Tuscaloosa, AL

DATE: November 20-22, 2003

TOURNAMENT INVITATION

DATE: October 27, 2003- Please try to schedule your important games regionals by this date to increase your team's chance of an invitation.

ENTRY

DEADLINE: October 31, 2003

IMPORTANT

INFORMATION: NIRSA Website: <http://nirsa.net>
Select Sport Club Championships; Soccer; 2003.
Current NIRSA Regional Reps, teams scores, rankings and tournament information will be found in these pages.

QUESTIONS: **Contact:**

Tournament Director
Mary Callender
NIRSA
4185 SW Research Way
Corvallis, OR 97333-1067

(541) 766-8211
mary@nirsa.org

Director of Competition
Howard Taylor
Arizona State University
Recreational Sports
Student Recreation Center
Tempe, AZ 85287-1412
(480) 965-8906
Howard.Taylor@asu.edu