

Free Guard Zone Rule Interpretation

In spite of a very comprehensive multi person review of the New Rule Book prior to printing we have recently discovered a discrepancy between Free Guard Zone Rule 12 (2), Penalty Situation #2 in the Rules of Curling for General Play and Free Guard Zone Rule 13 (2), Penalty Situation #2 in the Rules of Curling for Officiated Play. This is due to a mistake/typo in the content of the rule within the General Rules of Play section. The rule is correct as written in the Officiated Rules section. Penalty Situation # 2 in the Rules of Curling for General Play on page 17 should read as follows:

If the delivered third or fourth stone of an end initially hits a stone(s) **eligible to be removed from play**, and as a result an opposition's stone in the free guard zone is removed from play, the non-offending team may:

- i) allow the play to stand; or
- ii) remove the stone just delivered from play and replace the **opposition** stone removed from the free guard zone as close as possible to its original position. The stone that was initially hit shall remain where it finally comes to rest.

To assist with clarity relative to the interpretation of the free guard zone rule we have produced a series of typical free guard zone scenarios through a combination of text and diagrams (attached) that relate predominately to Penalty Situations #2 and #3.

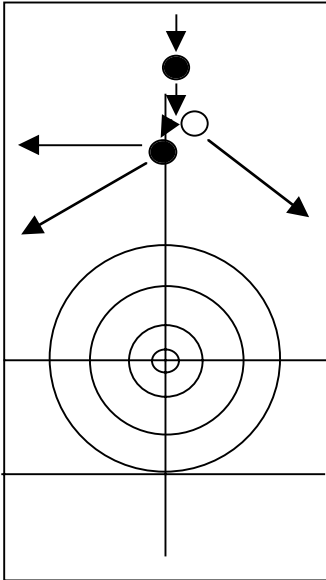
Canadian Curling Association OFFICIAL FREE GUARD ZONE RULE INTERPRETATION



SITUATION #1

Played Shot:

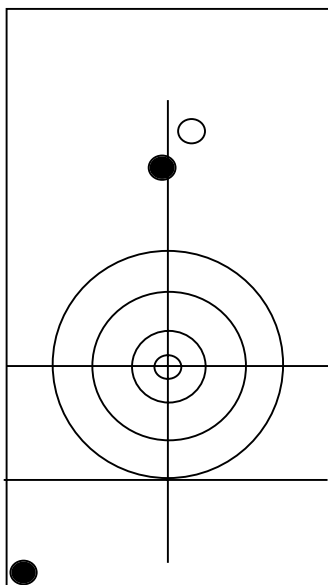
(● red stone; ○ yellow stone)



The red delivered stone initially hits the yellow opposition stationary stone in the free guard zone and subsequently removes the red stationary stone from the free guard zone. All three stones come to rest out of play.

Free Guard Zone Rule Application:

The non-offending team may:

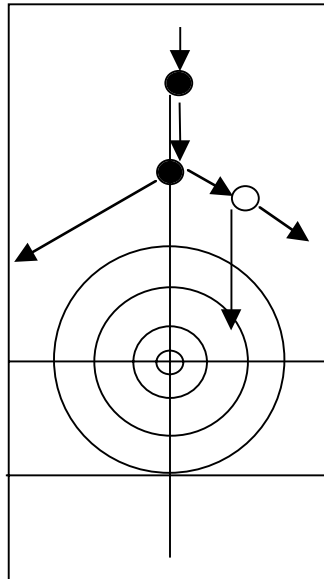


- a) allow the play to stand; or
- b) remove the red delivered stone from play and replace the yellow and red stationary stones back to their original position in the free guard zone as per diagram.

SITUATION #2

Played Shot:

(● red stone; ○ yellow stone)

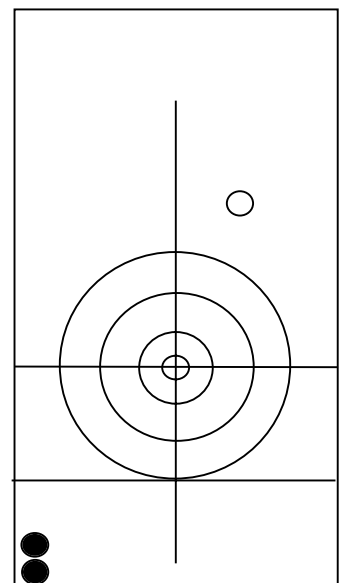


The red delivered stone initially hits the red stationary stone in the free guard zone and subsequently removes the yellow opposition stationary stone from the free guard zone. All three stones come to rest out of play.

Free Guard Zone Rule Application

The non-offending may:

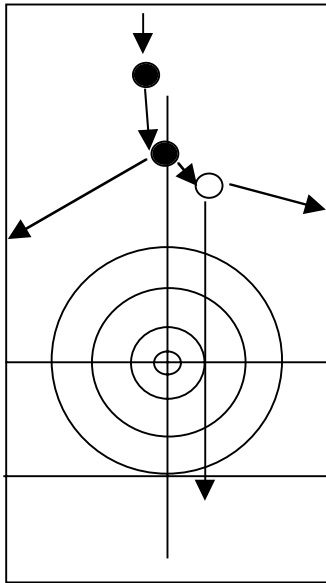
- a) allow the play to stand; or
- b) remove the red delivered stone from play and replace the yellow opposition stone back to its original position in the free guard zone. The red stationary stone remains where it came to rest as per diagram.



SITUATION #3

Played Shot:

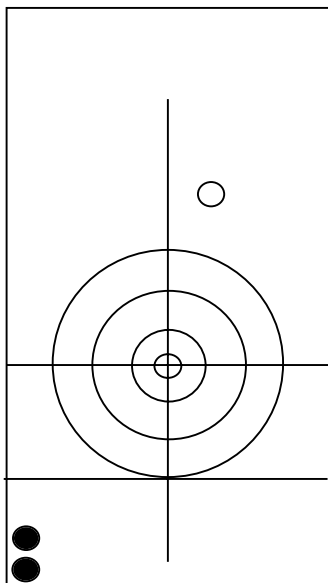
(● red stone; ○ yellow stone)



The red delivered stone initially hits the red stationary stone in the free guard zone and directs it on to the yellow opposition stone in the free guard zone. All three stones come to rest out of play.

Free Guard Zone Rule Application:

The non-offending team may:

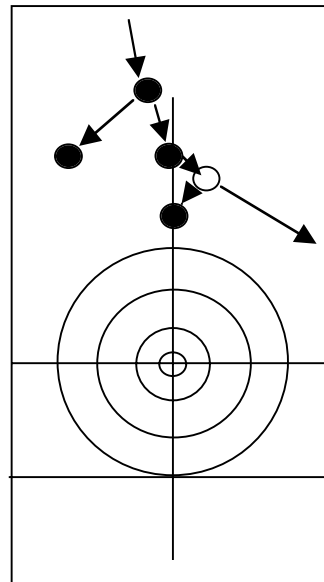


- a) allow the play to stand; or
- b) remove the red delivered stone from play and replace the yellow opposition stone back to its original position in the free guard zone. The red stationary stone remains where it came to rest as per diagram.

SITUATION #4

Played Shot:

(● red stone; ○ yellow stone)

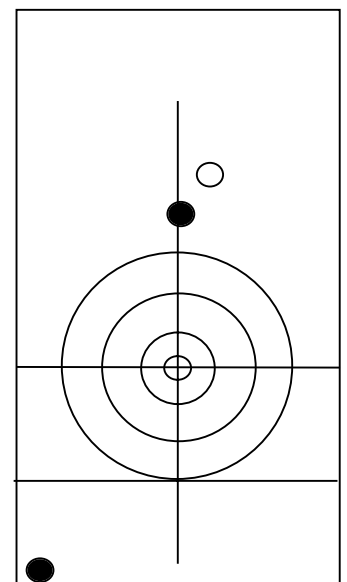


The red delivered stone initially hits the red stationary stone in the free guard zone and directs it on to the yellow opposition stone in the free guard zone. The yellow opposition stone is removed from play while the red delivered stone and red stationary stone remain in play.

Free Guard Zone Rule Application

The non-offending may:

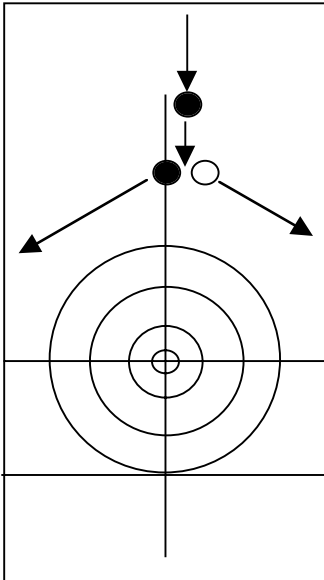
- a) allow the play to stand; or
- b) remove the red delivered stone from play and replace the yellow opposition stone back to its original position in the free guard zone. The red stationary stone remains where it came to rest as per diagram.



SITUATION #5

Played Shot:

(● red stone; ○ yellow stone)

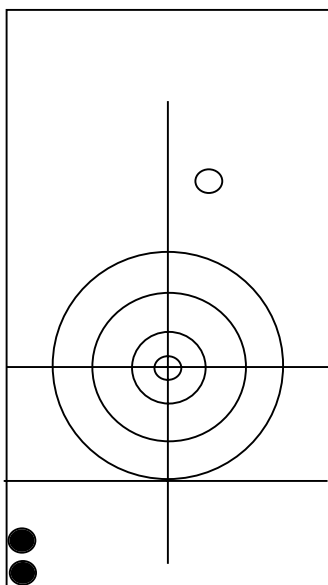


The red delivered stone simultaneously hits the red and yellow stationary stones in the free guard zone and removes both of them from play while remaining in the free guard zone at the initial point of contact.

Free Guard Zone Rule Application:

Note: In this situation, the benefit of the doubt is given to the delivering team relative to which stationary stone was struck first.

The non-offending team may:



- a) allow the play to stand; or
- b) remove the red delivered stone from play and replace the yellow opposition stone back to its original position in the free guard zone. The red stationary stone remains where it came to rest as per diagram.