



Report on Biological Warfare Defense Vaccine Research & Development Programs

July 2001

INTENTIONALLY BLANK.

Executive Summary

Section 218 of the Floyd D. Spence National Defense Authorization Act for Fiscal Year 2001, Public Law (PL) 106-398 (at Appendix A) requires the submission of a report to the congressional defense committees on the acquisition of biological defense vaccines for the Department of Defense (DoD). As required by section 218, PL 106-398, this report addresses: 1) the implications of relying on the commercial sector to meet the DoD's biological defense vaccine requirements; 2) a design for a government-owned, contractor-operated (GOCO) vaccine production facility; 3) preliminary cost estimates and schedule for the facility; 4) consultation with the Surgeon General on the utility of such a facility for the production of vaccines for the civilian sector and the impact of civilian production on meeting Armed Forces needs and facility operating costs; and 5) the impact of international vaccine requirements and the production of vaccines to meet those requirements on meeting Armed Forces needs and facility operating costs.

Since 1998, senior leadership has amplified the focus on resolution of difficulties in securing a ready and reliable access to safe and effective vaccines for use against biological warfare agents. As part of the DoD's vaccine initiative, DoD contracted with Science Applications International Corporation (SAIC) to select an independent panel of experts to assess the DoD acquisition of vaccine production programs and report their recommendations for improvement to the Deputy Secretary of Defense. The panel prepared a report to reflect its independent opinions for consideration by DoD. This report (at Appendix B) discusses vaccine industry constraints and concludes that the size and scope of the DoD program is too large for either DoD or industry alone. It recommends the application of a combined, integrated approach by DoD and industry, coupled with better alignment with industry best practices. The Department is studying the Panel's recommendations.

Substantial advancement has been accomplished in defining the scope and operating concepts for a DoD GOCO vaccine production capability. A preliminary 25-year life cycle cost estimate for such a facility would be approximately \$1.56 billion. This estimate includes approximately \$386 million for designing, building and validating the facility, \$915 million for operations and \$259 million for other government costs. The facility would accommodate three bulk vaccine production suites and modular design would allow for expansion. A preliminary projected schedule would allow for production to begin approximately seven years after project start, with the current anthrax vaccine having highest priority. Moreover, the Department consulted with the U.S. Surgeon General about the development of a GOCO vaccine production facility and in his letter (at Appendix C), he encourages DoD to proceed with its plans.

The actions above have significantly aided in analyzing the issues associated with securing vaccines to protect our forces.

INTENTIONALLY BLANK.

Introduction

Over the past decade, since the Gulf War, it has become most evident that the Department of Defense (DoD) must secure ready and reliable access to safe and effective vaccines for protection against biological warfare agents. Vaccines, coupled with effective immunization policy for safeguarding the force from biological warfare agents, are the most effective technological method for enabling successful force projection to any global region where vital interests of the United States are contested.

Since 1998, senior leadership from the Department of the Army—the DoD executive agency for biological warfare defense—and from the Office of the Secretary of Defense has amplified our focus on resolution of difficulties in securing a ready and reliable access to safe and effective vaccines for biological warfare defense. It is a policy imperative that vaccines—regardless of their source of manufacture—that are intended for force health protection are licensed by the Food and Drug Administration (FDA). The current DoD vaccine acquisition strategy focuses on the development of eight vaccines: Anthrax Vaccine Adsorbed (AVA), Smallpox, Plague, Tularemia, Multivalent Botulinum, Next Generation Anthrax, Ricin, and Multivalent Equine Encephalitis.

As a part of the DoD's vaccine initiative, DoD contracted Science Applications International Corporation (SAIC) to select an independent panel of experts to assess the DoD acquisition of vaccine production programs and report its recommendations for improvement to the Deputy Secretary of Defense. Additionally, substantial advancement within the DoD and across federal, non-DoD agencies has been accomplished in defining the scope and operating concepts for a DoD government-owned, contractor-operated (GOCO) vaccine production capability. These actions together have significantly aided in analyzing the issues associated with securing vaccines to protect our forces.

The following report is organized according to the report content requirements prescribed by section 218 of Public Law 106-398 (Appendix A), which are in bold type.

1. The Secretary's evaluation of the implications of reliance on the commercial sector to meet the requirements of the Department of Defense for biological warfare defense vaccines.

In the congressional hearings on the Department of Defense's Anthrax Vaccine Immunization Program before the Senate Armed Services Committee on July 12, 2000, and before the House Armed Services Committee on July 13, 2000, the

former Deputy Secretary of Defense, Mr. Rudy de Leon, testified that he asked the Acting Assistant Secretary of Defense for Health Affairs and the Director of Defense Research and Engineering (DDR&E) to contract with a private organization to provide an independent review of the Department's management of vaccine procurement. The purpose was to provide for an independent third party to give the Department both advice and to further ensure that our efforts are credible, consistent and effective with the use of public monies in this area.

The DDR&E funded this study and assigned the study support task to SAIC using an existing contract delivery order. A panel of experts, with expertise in the scientific, regulatory and industrial aspects of vaccine production, and Federal procurement, was assembled by the contractor, SAIC, to conduct the study. SAIC solicited nominees from industry and the government for potential panel members and contacted them about their willingness and availability to participate in the vaccine study effort. SAIC's recommendations of potential panel members were reviewed and accepted by DoD. The Panel Chair was fully responsible for and directed the Panel's effort. DoD and the SAIC staff provided support and assistance as requested by the Panel Chair.

On November 29, 2000, the panel of experts presented their findings to the then Deputy Secretary of Defense, that the scope and complexity of the DoD biological warfare defense vaccine requirements were too great for either the DoD or the pharmaceutical industry to accomplish alone. To put in perspective, within the United States, vaccines are currently licensed to protect against approximately 20 diseases, whereas the DoD biological warfare defense program alone requires vaccines to protect against almost an equal number of disease-causing, biological warfare agents. In addressing this requirement, the Panel agreed with the DoD vaccine acquisition strategy, which focuses initially on a limited set of approximately eight vaccines. The Panel recommended that a combined integrated approach whereupon DoD would work closely with the vaccine industry and national scientific base, both private and public, to develop and produce the vaccines that DoD needs would be a more effective acquisition strategy. The Panel reported that this approach must draw upon the acquisition management expertise of the DoD, incorporate the best practices of the pharmaceutical industry, and draw on national scientific and technical strengths.

At an eight-vaccine scale, the Panel estimated that the DoD acquisition of vaccine production program would require between \$2.4 and \$3.2 billion in research and development costs over a 7- to 12-year period. The Panel also agreed with the DoD plan to consider construction of a dedicated GOCO production facility with an initial production capacity of three to four products, pilot production and scale-up capacity. Resources for a GOCO were roughly estimated by the Panel at \$370 million in initial construction. This estimate is very much in

line with the DoD's estimate of \$386 million in military construction (MILCON) for a GOCO vaccine production facility.

The independent panel felt strongly about the benefits of long-term government commitment, increased resources, innovative DoD business and program management practices, and effective participation by established pharmaceutical industry leaders in vaccine discovery, licensure, and manufacturing. However, it must be recognized that many of the Panel's recommendations are at variance with Departmental policy, the existing vaccine acquisition strategy, as well as acquisition and procurement practices. The report¹ prepared by the independent panel is provided at Appendix B. The Department is studying the Panel's recommendations.

2. A design for a government-owned, contractor-operated facility for the production of biological warfare defense vaccines that meets the requirements of the Department for such vaccines, and the assumptions on which that design is based.

A 35 percent design for a GOCO vaccine production facility (VPF) was completed for the DoD in 1993. Shortly thereafter, the DoD vaccine acquisition strategy was changed to a prime systems contractor, rather than a GOCO, approach. This was done in anticipation that established private sector pharmaceutical manufacturers would support DoD vaccine production requirements. This strategy has not worked as well as expected. The 35 percent design prepared in 1993 was used as the basis for a November 2000 concept study and estimate prepared by Bio-Pharm Technologies, a division of Day and Zimmerman, International, Inc. (DZII). The purpose of the latter study was to develop a new conceptual cost estimate and schedule for design, construction, fit-up, and qualification to FDA regulatory requirements for vaccine development, licensure, and manufacturing as promulgated in Title 21 Code of Federal Regulations (21CFR), Food and Drugs.

Major planning assumptions used for the November 2000 conceptual study and estimate for the DoD GOCO VPF included the following.

- Large, well-established, pharmaceutical industry (i.e., vaccine) manufacturers are unlikely to reverse their decades-long trend of relatively inconsequential support of DoD vaccine production requirements.
- DoD must develop and acquire a second, licensed manufacturing source for anthrax vaccine adsorbed (AVA) and other high priority vaccines for force protection.

¹ Volume I summarizes the discussions and findings of the independent panel. Volume II contains copies of briefings and documents provided to the Panel, and was not prepared or approved by the panel. Therefore, it is not being forwarded.

- DoD critical needs and reliance on vaccines for force protection, coupled with the two previous assumptions, dictate that the DoD be the federal lead agency for the GOCO VPF.
- The GOCO facility must contain flexible and expandable manufacturing capacity for licensed production of eight DoD-critical vaccines, including AVA, which is licensed to BioPort Corporation, Lansing, Michigan.
- Licensed vaccine production should begin in fiscal year (FY) 2008 with early emphasis on AVA manufacturing.
- The DoD GOCO must contain three bulk production suites, one for each of the following processes:
 - spore-forming bacteria (i.e., AVA)
 - microbial fermentation
 - tissue culture (viral vaccines)
- GOCO manufacturing capabilities must be sufficiently flexible to support expansion that is sufficient to accommodate high priority needs for protection of civilian populations, both foreign and domestic, and to effectively respond to changing biological weapons threats.
- On-site capabilities for animal testing are necessary.
- On-site quality control laboratories are necessary.
- Support spaces (administrative offices, warehouse, and utilities) must be sufficient for an eight product scale and expandable to accommodate potential contingencies.

Table 1 shows the vaccine production assumptions of the first eight DoD-critical products. An architectural drawing showing the relative space utilization for the different functions is shown in Figure 1. Alternative designs will be solicited and evaluated as one of the bases for selecting the contract operator(s) for the facility.

Table 1. Vaccine Production Assumptions

Product Name	Production Process
Anthrax Vaccine, Adsorbed (AVA)	Bacterial spore-forming
Smallpox Vaccine	Cell culture
Plague Vaccine	Recombinant fermentation
Tularemia Vaccine	Fermentation
Multivalent Botulinum Vaccine	Recombinant fermentation
Next Generation Anthrax Vaccine	Recombinant fermentation
Ricin Vaccine	Recombinant fermentation
Multivalent Equine Encephalitis Vaccine	Cell culture

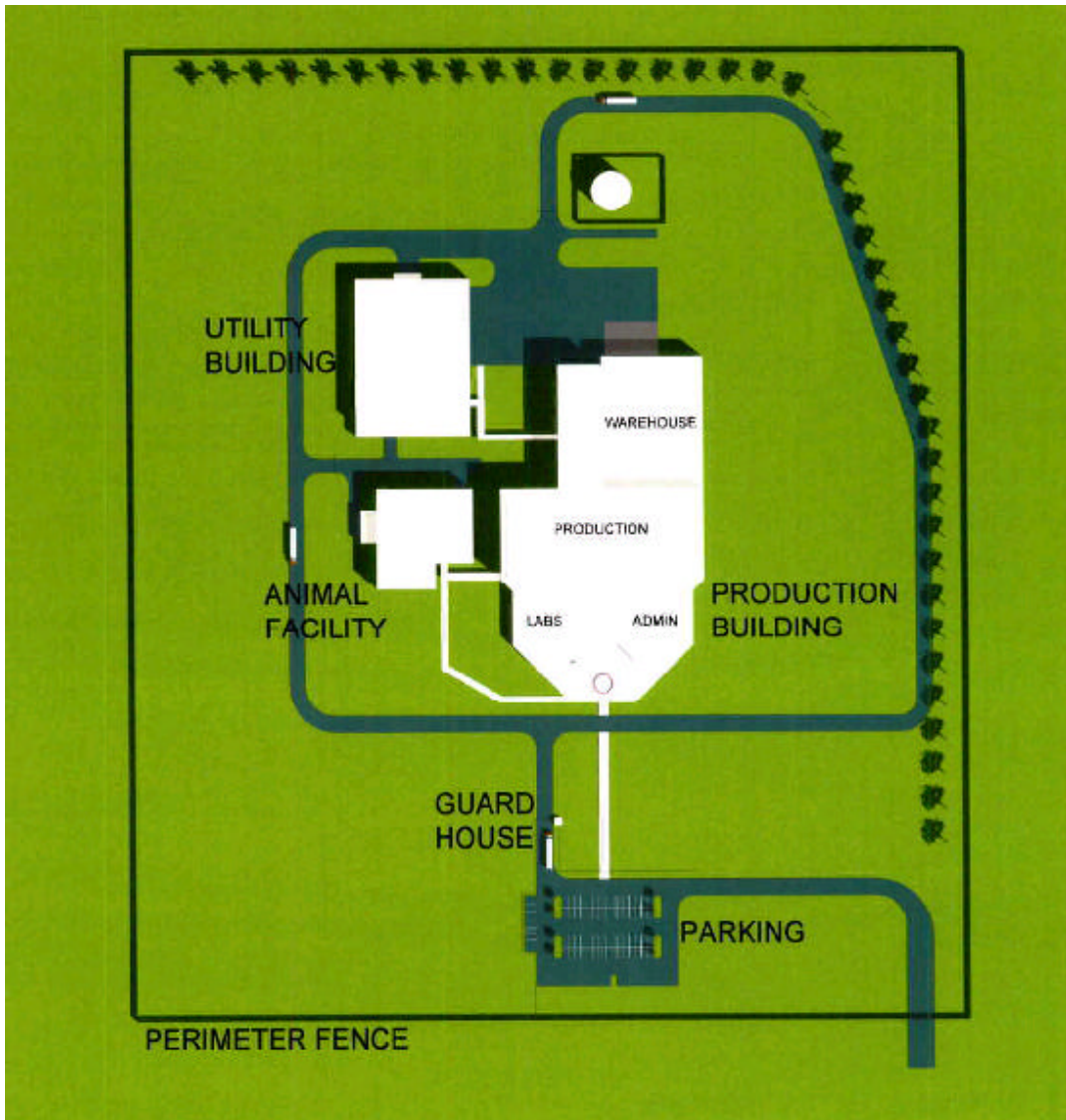


Figure 1. Architectural Drawing of DoD GOCO Vaccine Production Facility

- 3. A preliminary cost estimate of, and schedule for, establishing and bringing into operation such a facility, and the estimated annual cost of operating such a facility thereafter.**

Using data provided in the concept study and estimate prepared by DZII, Science Applications International Corporation (SAIC) prepared a life cycle cost estimate (LCCE) for the design, construction, FDA qualification, and operation through FY 2026 of a DoD GOCO VPF. SAIC applied the following ground rules, assumptions, and major constraints to develop the LCCE.

- Ground Rules:
 - Cost estimates are developed in base year 2000 dollars (BY00\$)
 - January 2000, Office of the Secretary of Defense (OSD) Inflation Indices were used.
 - The DoD GOCO VPF life cycle is 25 years starting in FY02.
 - Licensed production will start not later than FY08 and priority will be given to AVA production.
 - No surge capacity is planned for the GOCO VPF. However, maximum production rates are planned for each suite. This equates to a “dedicated suite” concept for vaccines that are planned.
 - No contingency requirements are planned in the LCCE.
 - Only DoD biological defense vaccines will be produced in the 25-year life cycle for the GOCO VPF.

- Assumptions:
 - National Environmental Policy Act (NEPA) compliance will require 2 years. However, design can be initiated after the first year’s NEPA activity.
 - Site selection will require approximately 6 months and may start in FY01. The LCCE assumed a generic site.
 - Vaccines will be stored in vials at the GOCO VPF—no bulk storage—until released for use.
 - Product yields are based on technical estimates and likely to change.
 - AVA capacity during the first year of operation is 50 percent.
 - Product shelf life was assumed to be 3 years for AVA and 2 years for all other vaccines.
 - The Joint Vaccine Acquisition Program biological warfare defense vaccine development and licensure schedule, dated 3 October 2000, was used.
 - The GOCO VPF will be built using military construction and a design-build (i.e., “turn-key”) contracting strategy.
 - The acquisition strategy will include competitive award to two contractors and subsequent performance competition with down-select to one contractor at 35 percent design point.

- Major constraints:
 - Assumptions for each vaccine to be produced:
 - Tier 1: Current requirements
 - AVA for entire force
 - 300,000 Troop Equivalent Doses² (TEDs) for other vaccines
 - Tier 2: 3 million TEDs for force protection
 - 2.4 million for U.S. forces + 0.6 million for Commanders Reserve, Other-than-U.S.-forces, and Canada-U.K.-U.S. Memorandum of Agreement
 - Stockpile plus annual requirement for several vaccines
 - Basis for the GOCO facility design
 - Tier 3: 300 million TEDs for civilian protection
 - Approximation for total U.S. population
 - *Beyond the baseline operating scope of the GOCO facility design*
 - Vaccine production will be as shown in Table 1 and use the three suites at maximum capacity as needed to fulfill requirements.
 - Fermentation with spore-producing bacteria (i.e., AVA) requires a dedicated production suite.

Preliminary costs for designing, building, and validating the GOCO VPF are estimated to be \$386M (\$CY). The LCCE for operations would be approximately \$915M over the 25-year life cycle that equates to an average annual operating cost estimate of \$36.6M. The LCCE for other government costs are estimated to be \$259M (\$CY). A preliminary projected schedule is shown in Figure 2.

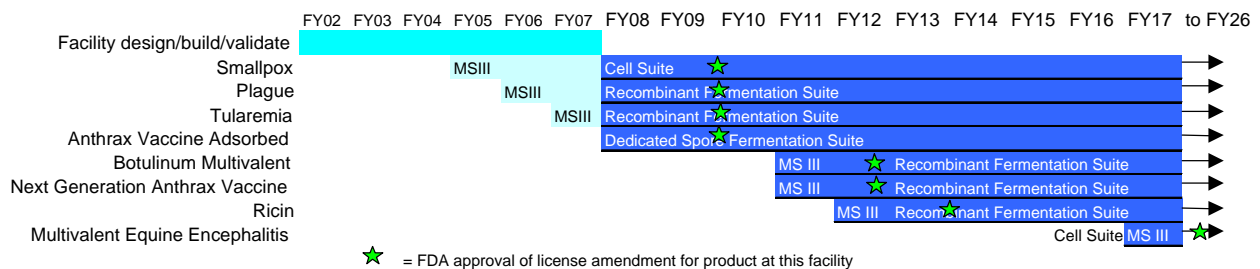


Figure 2. DoD GOCO VPF Product Schedule

² Troop equivalent dose is defined as the number of vaccine administrations required to reach the required immunity. Boosters are not included.

4. A determination, developed in consultation with The Surgeon General, of the utility of such a facility to support the production of vaccines for the civilian sector, and a discussion of the effects that the use of such a facility for that purpose might have on:

- (a) the production of vaccines for the Armed Forces; and**
- (b) the annual cost of operating such a facility.**

Relatively early in the process of considering DoD alternatives for vaccine acquisition, the Department established a Federal Interagency Advisory Group on the DoD GOCO VPF. Participants, in addition to those from DoD agencies, have included representatives of the White House [Office of Science and Technology Policy, National Security Council, Office of Management and Budget], Federal Emergency Management Agency, Department of Health and Human Services (DHHS) [National Institutes of Health, Public Health Service, Food and Drug Administration, Centers for Disease Control and Prevention, and the Office of the Assistant Secretary for Health and The Surgeon General]. This group, chaired by the Deputy Assistant to the Secretary of Defense for Chemical and Biological Defense (DATSD(CBD)), has served as a highly effective and productive forum for discussions concerning U.S. vaccine acquisition—particularly vaccines for defense against biological warfare agents—for force health protection and public health needs for the civilian sector.

The DATSD(CBD) met with The Surgeon General of the United States on January 5, 2001 to discuss the status and plans for a DoD GOCO VPF for force health protection against biological warfare agents. They also discussed the issues posed in point 4, above, particularly, the utility of the GOCO for production of vaccines for the civilian sector and effects that might have on production of vaccines for force health protection and facility costs. The Surgeon General has addressed these points in a letter at Appendix C.

The Surgeon General recognized that biological warfare agents, even if targeted at a military force, could cause severe, primary or collateral civilian casualties. He agreed that a GOCO VPF could assure the availability of the vaccines for fulfilling military needs, as well as eventual use in the civilian sector, should such a contingency arise. The Surgeon General also observed that civilian participation could contribute to the successful planning and operation of the GOCO VPF. The Surgeon General stated that it is important that the GOCO VPF have sufficient flexibility to accommodate evolving production requirements, both for new vaccines and for fulfilling future civilian sector needs.

The DoD GOCO VPF will manufacture FDA-licensed vaccines. The FDA licensure requirements for vaccines intended for both DoD and civilian sector

needs are stipulated in 21 CFR. The Surgeon General noted in his letter that the lists of biological weapons agents confronting the civilian sector are very similar to those under consideration by the DoD in its planning for the DoD GOCO VPF. Vaccines manufactured in the DoD GOCO VPF will be effective when used by civilian populations for their FDA-licensed indications.

The Department welcomes the continued support and participation of DHHS in our GOCO VPF planning. We agree that such civilian support and participation contributes to successful design, construction, and licensed production of vaccines for force health protection against biological warfare agents. Fulfilling armed forces vaccine requirements and applying the GOCO vaccine production capacity to meet civilian sector requirements—beyond those production requirements for the armed forces—should enhance successful operation and contribute to public acceptance.

Finally, the DoD GOCO VPF design is intentionally flexible and planned to accommodate changing production requirements, both in quantity and vaccine diversity. Annual operating costs for vaccine production are proportional to the production requirements and until the expanded production requirement is defined, there is no solid basis for estimating increased annual operating costs. Despite this, it should be noted that there is a great deal of agreement between cost estimates developed in the DoD GOCO VPF LCCE and the report by the independent panel of experts (Appendix B) who place annual operating costs of vaccine production at between \$35M and \$50M per vaccine. There may be economies of scale in expanding the GOCO once it is in licensed production, rather than in de novo construction for added capacity or product diversity.

5. An analysis of the effects that international requirements for vaccines, and the production of vaccines in response to those requirements, might have on:

- (a) the production of vaccines for the Armed Forces; and**
- (b) the annual cost of operating such a facility.**

The DoD GOCO VPF would produce vaccines licensed by the FDA. Most commonly, vaccines licensed by the FDA are acceptable for their licensed indication in worldwide populations. Some nation states have testing requirements that are different from, or are in addition to, FDA requirements and those would have to be addressed on a case-by-case basis. Since the primary objective of the DoD GOCO VPF would be to produce vaccines to meet armed forces health protection against biological warfare agents, and since DoD use is not impacted by other than FDA licensure requirements, there should be no impact

on production for the armed forces. As with the DoD GOCO VPF annual operating costs to support civilian sector needs, the annual operating costs are expected to increase in proportion to the size and diversity of the international vaccine requirements. Unless and until such requirements are characterized, realistic vaccine production capacity and the associated cost estimates cannot be provided.

APPENDIX A

**Public Law 106-398 – October 30, 2000
Floyd D. Spence National Defense Authorization Act
For Fiscal Year 2001
Section 218. Report on Biological Warfare Defense
Vaccine Research and Development Programs**

INTENTIONALLY BLANK.

APPENDIX A

PUBLIC LAW 106-398 – OCTOBER 30, 2000; FLOYD D. SPENCE NATIONAL DEFENSE AUTHORIZATION ACT FOR FISCAL YEAR 2001

SEC. 218. REPORT ON BIOLOGICAL WARFARE DEFENSE VACCINE RESEARCH AND DEVELOPMENT PROGRAMS.

- (a) **REPORT REQUIRED** - Not later than February 1, 2001, the Secretary of Defense shall submit to the congressional defense committees a report on the acquisition of biological warfare defense vaccines for the Department of Defense.
- (b) **CONTENTS** - The report shall include the following:
- (1) The Secretary's evaluation of the implications of reliance on the commercial sector to meet the requirements of the Department of Defense for biological warfare defense vaccines.
 - (2) A design for a government-owned, contractor-operated facility for the production of biological warfare defense vaccines that meets the requirements of the Department for such vaccines, and the assumptions on which that design is based.
 - (3) A preliminary cost estimate of, and schedule for, establishing and bringing into operation such a facility, and the estimated annual cost of operating such a facility thereafter.
 - (4) A determination, developed in consultation with the Surgeon General, of the utility of such a facility to support the production of vaccines for the civilian sector, and a discussion of the effects that the use of such a facility for that purpose might have on--
 - (A) the production of vaccines for the Armed Forces; and
 - (B) the annual cost of operating such a facility.
 - (5) An analysis of the effects that international requirements for vaccines, and the production of vaccines in response to those requirements, might have on--
 - (A) the production of vaccines for the Armed Forces; and
 - (B) the annual cost of operating such a facility.
- (c) **BIOLOGICAL WARFARE DEFENSE VACCINE DEFINED** - In this section, the term "biological warfare defense vaccine: means a vaccine useful for the immunization of military personnel to protect against biological agents on the Validated Threat List issued by the Joint Chiefs of Staff, whether such vaccine is in production or is being developed.

INTENTIONALLY BLANK.

APPENDIX B

**Department of Defense Acquisition of Vaccine Production
Report to the Deputy Secretary of Defense by the
Independent Panel of Experts
Volume I – December 2000**

INTENTIONALLY BLANK.

DEPARTMENT OF DEFENSE
ACQUISITION OF VACCINE
PRODUCTION

*Report to the Deputy Secretary
of Defense by the Independent
Panel of Experts*

Volume I

INTENTIONALLY BLANK.

**DEPARTMENT OF DEFENSE
ACQUISITION OF VACCINE PRODUCTION
(AVP)**

**REPORT TO THE DEPUTY SECRETARY OF DEFENSE BY
THE INDEPENDENT PANEL OF EXPERTS**

VOLUME I

DECEMBER 2000

This document reflects the independent opinions of the Vaccine Study Panel
and should not be construed as the official position of the DoD.

INTENTIONALLY BLANK.

EXECUTIVE SUMMARY

By memorandum dated July 20, 2000, the Deputy Secretary of Defense tasked the Director, Defense Research and Engineering and the Assistant Secretary of Defense for Health Affairs to jointly contract with a private organization or panel of experts to conduct a comprehensive study of the Department of Defense (DoD) acquisition of vaccine production (AVP). The study was to focus on review of the following areas:

- Vaccines to protect Service members against biological warfare threats as well as infectious diseases.
- A comparison of current Department efforts with best business practices in the biologics industry, and if/how the Department can leverage the best aspects of the private sector programs from industry.
- A determination whether the DoD program requires acquisition processes unique from normal departmental acquisition procedures.
- The development of recommendations for how the Department should best develop and oversee a vaccine production program.

An independent panel of experts (the Panel) was established and assessed DoD's AVP requirements and ongoing programs, management, and acquisition processes against U.S. vaccine industry best practices.

The Panel found that:

- BW and endemic diseases are proven, high consequence threats to military operational effectiveness.
- Vaccines are the lowest risk, most effective protection; they enable force projection and are superior to antibiotics or other treatments.
- DoD's current AVP approach is insufficient and will fail.
- A new approach can make this program work.

The size and scope of DoD vaccine requirements for force protection are exceptionally large. DoD requires new vaccines to protect against 15 or more biological warfare (BW) and endemic diseases. By comparison, vaccines licensed for use in the U.S. protect against about 20 diseases and Merck & Co., Inc. manufactures 9 licensed vaccines. The size and scope of the DoD program is too large for either DoD or industry alone. A combined, integrated approach drawing on industry, DoD, and national scientific strengths and assets is essential.

DoD needs to consolidate and integrate its vaccine research, development, and acquisition programs for BW defense and endemic disease protection. Success requires a tailored acquisition model and infusion of technically qualified staff at all levels. A Joint Program Executive Officer must have responsibility and authority for the program and report to a designated acquisition executive, a Vaccine Acquisition Executive reporting to the Under Secretary of Defense (Acquisition, Technology and Logistics). The DoD vaccine acquisition program should be managed as an Acquisition Category I program and—on an 8 vaccine scale—requires a \$3.2 billion research and development program. A government-owned and contractor-operated vaccine production facility is an essential element of the DoD program. DoD senior leadership must meet with and solicit industry support for its vaccine requirements.

INTENTIONALLY BLANK.

TABLE OF CONTENTS

Executive Summary	ii
1.0 Introduction.....	1
2.0 Scope of Task and General Understanding.....	1
3.0 Industry Best Practices for Vaccine Production	2
4.0 DoD Organization, Management, and Capabilities	10
5.0 Integration of DoD and Industry Vaccine Objectives.....	15
5.1 Resources	16
5.1.1 Market Needs.....	16
5.1.2 Size and Scope of DoD Vaccine Requirement	17
5.1.3 Capital Investment	17
5.1.4 Infrastructure Maintenance	18
5.1.5 Adoption of Vaccine Industry Product Development Process	19
5.1.6 Multiyear Contract Awards.....	19
5.1.7 Commercial Sales of Vaccines	19
5.1.8 Personnel Requirements in Vaccine Discovery and Production.....	21
5.1.9 GOCO Facility.....	21
5.2 Policies.....	24
5.2.1 Confidentiality	24
5.2.2 Management of BW Perceptions and Treaty Compliance Issues	24
5.2.3 Use of Non-U.S. Owned or Based Manufacturers.....	24
5.2.4 User Acceptance of Vaccine	25
5.2.5 Use of IND Vaccines	26
5.2.6 Vaccine Liability and Indemnification	26
5.2.7 Vaccine License Holder.....	27
6.0 Findings and Recommendations	27
Appendix A Conduct of the Study of Department of Defense Acquisition of Vaccine Production	A-1
Appendix B Generic Industry Process for Biologics Product Development.....	B-1
Appendix C Several Categories of Consideration for Vaccine Discovery through the Manufacturing Process.....	C-1
Appendix D Briefing – DoD Acquisition of Vaccine Production (Report to the Deputy Secretary of Defense by the Independent Panel of Experts), November 29, 2000	D-1
Appendix E Acronyms	E-1

LIST OF TABLES

Table 1.	Facts Bearing on the Problem of DoD’s AVP	2
Table 2.	Industry Management Benchmarks	4
Table 3.	Successful Vaccine Acquisition.....	5
Table 4.	Elements of Vaccine Development.....	6
Table 5.	Business Practices for Product Success	7
Table 6.	Industry Benchmark for Human Investment (8 Product Scale).....	9
Table 7.	Industry Benchmark Cost Estimates for Vaccine Programs.....	9
Table 8.	Reasons Why DoD AVP Program Is at Risk of Failure	13
Table 9.	DoD AVP Impediments to Industry	14
Table 10.	Reasons Why DoD AVP Is Considered High Risk by Industry.....	16
Table 11.	Industry R&D Funding Benchmark Estimates (8 Product Scale)	17
Table 12.	Contracting to Capture Industry Interest in DoD AVP.....	18
Table 13.	BW Threats	20
Table 14.	Infectious Diseases of Military Importance.....	20
Table 15.	Factors in Planning for a GOCO Vaccine Production Facility.....	22
Table 16.	Industry Capital Investment and O&M Funding Benchmark Estimates (8 Product Scale).....	23
Table 17.	Elements of a Combined Integrated Approach to DoD AVP	28
Table 18.	Industry-Based Management Model for DoD AVP	28
Table 19.	Industry-Based Management Philosophy for DoD AVP.....	30
Table 20.	Summary of Findings and Recommendations by DEPSECDEF Focus Area	32

LIST OF FIGURES

Figure 1.	Generic Industry Organizational Model for Managing Vaccines	4
Figure 2.	DoD Management Organization for Biomedical Science and Technology BDP	10
Figure 3.	DoD Funds Management Process for BDP	11
Figure 4.	Business Model for Assessing DoD’s Compliance with Industry Best Practices.....	15
Figure 5.	Current U.S. Licensed Vaccines.....	26
Figure 6.	Industry-Based Management Organization for DoD AVP	29

1.0 INTRODUCTION

In response to a memorandum dated July 20, 2000, from the Deputy Secretary of Defense (DEPSECDEF), the Director, Defense Research and Engineering (DDR&E) and the Assistant Secretary of Defense (Health Affairs) [ASD(HA)] jointly took action establishing the independent panel of experts (Attachment II of [Appendix A](#)) to review Department of Defense (DoD) acquisition of vaccine production (AVP). The Panel operated independently of the DoD and consisted of diverse scientific, manufacturing, and regulatory expertise. It was supported by the Deputy Assistant to the Secretary of Defense for Chemical/Biological Defense [DATSD(CBD)] and the Director, BioSystems, Office of the Deputy Under Secretary of Defense (Science and Technology) [ODUSD(S&T)] and by Science Applications International Corporation (SAIC) under a contract with the Office of the Director, Defense Research and Engineering (ODDR&E). The DEPSECDEF requested that the study by the independent panel of experts focus on the following areas:

- Vaccines to protect Service members against biological warfare (BW) threats as well as infectious diseases.
- A comparison of current Department efforts with best business practices in the biologics industry, and if/how the Department can leverage the best aspects of the private sector programs from industry.
- A determination of whether the DoD program requires acquisition processes unique from normal departmental acquisition procedures.
- The development of recommendations for how the Department should best develop and oversee a vaccine acquisition production program.

The summary of the approach and process used in conducting the review and assessment is provided in [Appendix A](#). This volume summarizes the discussions and findings of the Vaccine Study Panel. Volume II contains copies of briefings and documents provided to the Panel.

2.0 SCOPE OF TASK AND GENERAL UNDERSTANDING

The scope of the Panel's review and recommendations regarding the DoD's AVP was defined by the DoD sponsors as full life cycle, from discovery [science and technology (S&T)] through development, manufacturing, production, procurement, storage and distribution, sustainment, and useful life of vaccines. It included the DoD's vaccines for force health protection program areas of biological defense (i.e., medical countermeasures to BW threats) and defense for infectious diseases of military importance (i.e., medical countermeasures to naturally occurring diseases, endemic to different areas of the world, that adversely impact health across the full spectrum of military operations). The salient facts bearing on the problem of DoD's AVP are summarized in Table 1.

Table 1. Facts Bearing on the Problem of DoD's AVP

➤ BW and endemic diseases are proven, high consequence threats to military operational effectiveness
➤ Vaccines are lowest risk, most effective protection <ul style="list-style-type: none"> – Better than antibiotics or other treatments – Enable force projection
➤ Current approach is insufficient and will fail
➤ A new approach can make this program work

Inclusion of vaccines for both the biological defense program (BDP) and the infectious disease program (IDP), from a force health protection, readiness, and business perspective, had particular relevance because of the first two facts bearing on the problem. Despite perceptions of some differences between the BDP and IDP in the areas of threat, resources, industrial base, and organization and management, vaccines are a unifying technology solution that effectively and efficiently defeat these threats to the force.

The Panel focused its effort on the best way for DoD to administer, manage, and execute the DoD AVP, consistent with good medicine, efficiency, business practices, technology, priority, urgency, and cost. It included, as they apply to DoD and industry, consideration of varying aspects of:

- threat generation,
- requirements definition,
- investment and execution strategy,
- planning, programming, and budgeting (PPB),
- life-cycle process for vaccines (cradle-to-grave),
- regulatory requirements,
- process for making informed decisions, organization and reporting chains, and
- assigned responsibilities, authority and accountability.

In addition, the Panel considered industry's process and capacity for manufacturing vaccines, as well as opportunities (e.g., medical need, shared opportunity, and profit) for DoD to leverage industry capabilities and engage the commercial vaccine industry in supporting its BDP and IDP vaccine needs.

3.0 INDUSTRY BEST PRACTICES FOR VACCINE PRODUCTION

The major vaccine manufacturers licensed in the U.S. are Wyeth-Ayerst International, Inc., a division of American Home Products; SmithKline Beecham; Pasteur Merieux Connaught, a division of Aventis; and Merck & Co. Inc. The primary drivers behind the major vaccine industry's best practices and investment decisions are public health (i.e., medical need for a particular product); potential profitability (i.e., return on investment); and technological feasibility (i.e., access to a technology and its maturity). Resolving high priority public health needs fulfills humanitarian concerns and, in turn, ensures sufficient annual sales to provide a return on investment and potential for long-term profits. Since the cost (approximately \$300 –

\$400 million) for the research, development, and clinical trials is similar across vaccines, the industry wants first to select a medical need for which there will be high acceptability for the vaccine within the medical community. This is an important difference between industry and DoD. Although DoD generally has prioritized requirements for vaccines, it does not necessarily have the option of determining which vaccines it will develop. Resolving medical need to protect the force and enable force projection is a key DoD consideration. While industry can choose which needs to address, DoD must address threats.

The market life for older vaccines is 15–20 years [Anthrax Vaccine, Adsorbed (AVA) is approximately 30 years old]. Newer vaccines are projected to have a market life of 10–15 years. This is an element in industry’s investment strategy and decision-making process. The \$300 to \$400 million is a cost estimate for development of a vaccine that takes 7-12 years (discovery through licensure) and does not include any associated facility capital investment. Market life is becoming shorter while development schedules remain relatively fixed and development costs increase. This translates into potentially dramatic decreases in return on investment.

It is estimated that clinical trials represent 30% - 40% of the total vaccine development cost necessary to capture every possible observation and to be able to address them to the Food and Drug Administration (FDA) in terms of demonstrated safety, potency, and efficacy. Demonstrating safety and efficacy is considered a critical part of the cost of doing business. It demands extensive quality assurance (QA) and quality control (QC) support as well as rigorous reporting.

Technology drives the early decision to develop a vaccine, forces early emphasis on process development, and defines the manufacturing process. As a result, options are tested and evaluated as early as possible. Maximizing product progress is a common industry goal in reducing risks and costs. Due to the underlying complexity of the technical processes, once a decision is made to take a vaccine candidate out of discovery and move forward, industry intensely manages the product stream from discovery through production and licensure and brings its full corporate resources to bear on the project. Risks are reduced to a manageable level prior to making the decision to go forward from the S&T base (i.e., discovery), and industry will shut a project down if it determines there is a problem. The decision to discontinue is normally based on feasibility — an analysis of technical risk. Such technical risks are mitigated by maintaining a robust S&T program of alternative constructs for products in development. Technology base activities typically receive quarterly reviews while developmental testing activities are more heavily scrutinized. Scientific and technical decisions account for the major impacts on vaccine development and licensure costs and schedules.

Decision making (responsibility, authority, and accountability) is vested by corporate executives in the management team overseeing execution of the process; that is, *industry delegates decision making to the management team collocated with the discovery and development project teams*. A generic representation of the industry model is shown in Figure 1. The management teams are multidisciplinary, typically led by a scientist with in-depth expertise and experience, and many establish written agreements or “contracts” with each of the project teams executing the different components of the overall process. Industry emphasis on individual performance and accountability is reflected in compensation reviews that commonly incorporate consideration of both team and individual performance and accomplishment.

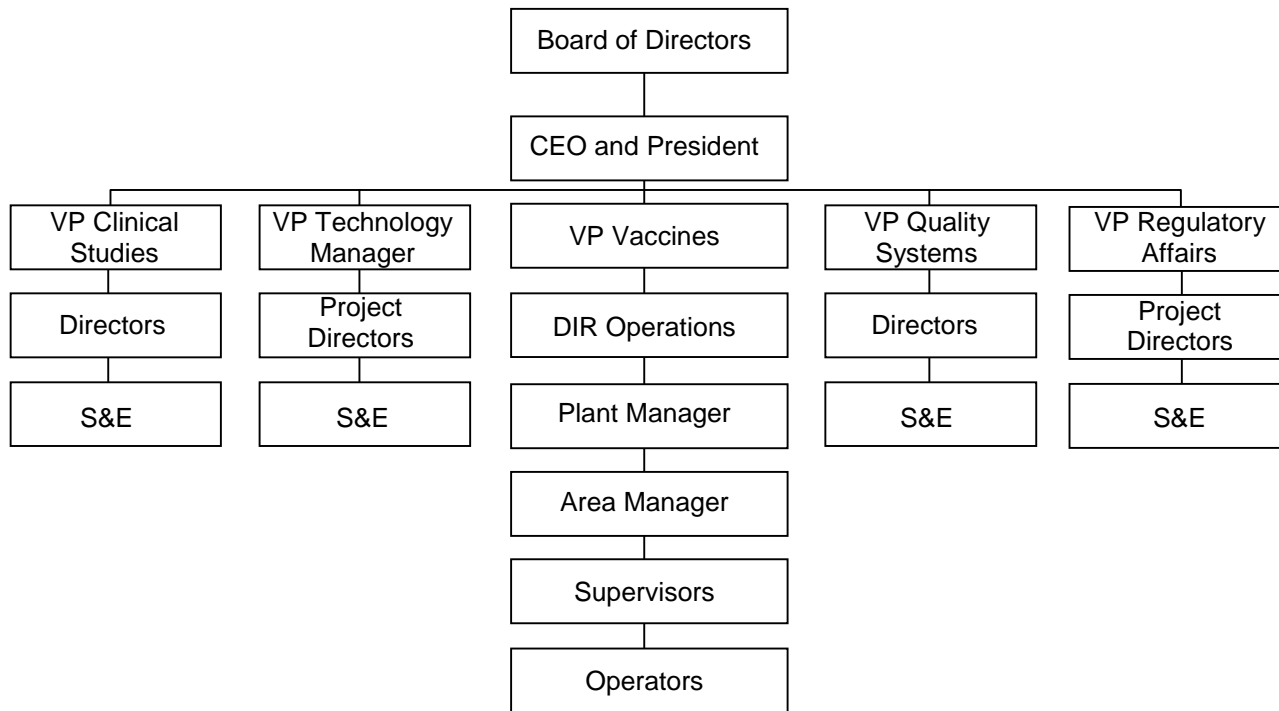


Figure 1. Generic Industry Organizational Model for Managing Vaccines

The management philosophy and approach used by industry, as summarized in Table 2, gives the management team and project teams maximum flexibility (applying the right people, skills, and resources during and at any time in the process) and accountability for success. This approach has proven highly effective and efficient within the industry.

Table 2. Industry Management Benchmarks

➤ Goal is quality product
➤ Scientific expertise at every level
➤ Problem focus for continuing improvement – Rapid assessment and decisions
➤ Mitigate risk at every stage
➤ Commitment to development and production follows successful discovery phase
➤ Empowered and accountable management teams

Another of the keys to industry's success is effective integration of all vaccine life cycle activities as outlined in Table 3.

Table 3. Successful Vaccine Acquisition

Industry Best Practices effectively integrate:
➤ Policy
➤ Product life cycle components <ul style="list-style-type: none"> – Research – Development – Production – Licensure – Sustainment
➤ Resources
➤ Management

The generic elements of vaccine development (discovery through production and licensure) used in industry are depicted in Table 4 and shown in a time-phased manner in [Appendix B](#). Although specific steps may be carried out or be titled differently, this table provides a succinct overview of activities in the process. Due to the high technical risks associated with biologicals, industry generally does not consider transitioning a candidate vaccine from discovery (i.e., the industry phase corresponding to DoD's S&T phase) to product development until:

- The candidate has successfully passed Phase 2 clinical trials, and
- Solid progress has been made in the manufacturing process.

Table 4. Elements of Vaccine Development

Capacity	Function	Comments
Discovery Research	Determine mechanisms of immunity Define immunization technologies	In and out of house Develops pipeline
Vaccine Development Laboratory Research	Preclinical evaluation of immunization technology Refinement of technology	In house: requires state-of-the-art, broadly based science capability
Vaccine Manufacture Process Development	Establish technology based manufacturing process Optimize process Produce research lots	Integration of research, manufacturing, and process engineering
Phase 1 Clinical Trials	Determine initial safety and biologic activity	Intense clinical research program in a confined environment
Phase 2 Clinical Trials	Determine safety and biologic activity (immunogenicity) in modest size study group	Established clinical research program in field site clinic programs
Phase 3 Clinical Trials: A	Definitive efficacy, extended safety	Established clinical research programs, multiple sites, where disease is prevalent
Manufacturing process and assay validation	Ensure accuracy of manufacturing process and product testing	Interactions between quality control, quality management, research, and manufacturing programs
Ongoing process and assay development	Address problems arising in clinical trials, manufacturing, and testing	Consistent ongoing dimension of vaccine development; requires application of state-of-the-art research capability to problem solving
Facility development	Construction and operation of facility for scaled up manufacture	May occur before consistency lot manufacture, or for postlicensure change
Process scale up	Enhance manufacturing to commercial levels	Major process engineering issue
Phase 3 Clinical Trials: B	Consistency lot evaluation	Established clinical research programs in large field site(s)
Communications with FDA, Vaccine Advisory Committee	Define development, manufacturing, and licensing requirements	Ongoing throughout development process
Communications with vaccine recommending bodies (e.g., AFEB, ACIP)	Determine potential for vaccine usage	Determines strategy for clinical trials, manufacturing scale, and logistics
License application	Prepare and submit ~100 volume document to FDA	Defines in detail every aspect of vaccine manufacture, testing, preclinical and clinical evaluation, and the operation of all aspects of the manufacturing facility; >100FTE, >1yr
Phase 4 Clinical Trials	Determine safety of vaccine in general use	Field epidemiology at site(s) of use
Ongoing process development	Address issues that arise and ongoing product quality	Always required to address stability and related issues, and problems that arise

Each vaccine is managed on an individual basis since its associated technologies and processes tend to be very different from other vaccines. *In this regard, a manufacturer would rarely transition from discovery more than one technology lead for a potential vaccine at a time; however, every discovery program has multiple backup technologies to fall back on in those cases where the lead technology may fail.* This is true from concept to feasibility analyses throughout the investigational new drug (IND) process. Further, industry exercises integrated development production strategies that involve only a limited number of vaccines at any one time. The major supporting business practices used by industry to maximize the probability of successfully getting a vaccine to market are identified in Table 5.

Table 5. Business Practices for Product Success

➤ Product focus, not budget focus
➤ Funding stability
➤ Up-front multiyear commitment
➤ Flexible “reprogramming” authority (dollars and type)

Every vaccine needs a champion and the more champions there are the better the chances of success. *An axiom of the vaccine industry is that success demands that the staff at every level be “highly” qualified and that they be adequately compensated.* Normally there is a discovery team, not “one inventor” for a product. The discovery team serves in an advisory role during the manufacturing, testing, and production phase, but they do not lead any of these activities. The advisory role entails no more than 5% of the discovery team’s time. Industry wants their S&T discoverers to remain at the bench to the fullest extent possible, as this is where their contributions will be greatest. *Interestingly, industry often allows up to 20% of discoverers’ time to be spent pursuing independent study and research.*

Successful vaccine production is linked clearly with absolute control of the overall process, and in terms of manufacturing, it is associated with repeating the process over and over – producing a vaccine on a regular basis. Acquisition strategies that plan production for every third or fourth year are widely viewed as unrealistic and technically unfeasible. The vaccine manufacturing process does not lend itself to long breaks in production (i.e., greater than a year) since manufacturing vaccines entails three interdependent elements – validated process, scientific art, and team skills. Manufacturing start-up costs can be as high as \$20 - \$30 million per product and likely would have to be repeated any time there is a break in production lasting longer than 1 to 2 years. Further, it must be recognized that from an FDA perspective, if vaccines are not continuously produced so that FDA can inspect at any and all stages of manufacturing, then compliance and license problems are more likely to occur.

The vaccine industry was among the first to try outsourcing. Companies having the capacity and capability tried outsourcing manufacturing but have since pulled these operations back in-house. Unlike outsourced manufacturing of chemical pharmaceuticals, outsourcing of vaccine manufacturing was found to be fraught with difficulties, inordinate process control risks, and added overall costs. As a result, the major vaccine producers limit or do not outsource manufacturing at all. Most do not believe they will be able to operate as virtual companies for the foreseeable future. Outsourcing for other non-manufacturing activities, such as conduct of clinical trials, is possible and economically feasible.

The pharmaceutical (i.e., drug) industry has had excellent success with outsourcing its manufacturing processes. This is thought to be due to the straightforward nature of the chemistry in the manufacturing processes for drugs. The vaccine industry does much in-sourcing (in-licensing), while looking outward for ideas (e.g., buy into patents and collaborative partners). Some of the small biotechnology companies, by necessity, do outsource steps in their processes, and this is likely to continue. *It is critical that DoD carefully assess the risk associated with any strategy for the AVP that includes any major element of outsourcing.*

Pharmaceuticals (drugs) and biologics (vaccines) are different and the biologics investment and risk are incompatible with outsourcing as a preferred option. *The unique problems associated with process control during the manufacturing of vaccines provide a basis for industry's reluctance to outsource.* Industry's experience in three areas underscores their concern.

- Late changes to the vaccine manufacturing process may require additional clinical trials for safety and efficacy.
- Taking a validated process from one vaccine facility and trying to replicate it in another facility is a major undertaking, requiring revalidation of product safety and equivalence.
- Renovating and modernizing an old vaccine facility can take several years and requires revalidation of product safety and equivalence.

A wide variety of difficult scientific issues need to be addressed in a coordinated and timely fashion in the course of vaccine development. In general, precedents established previously in the course of addressing scientific problems associated with development of other vaccines are of little relevance to development of a new vaccine. In contrast, drug development tends to be much more standardized.

Industry considers people and process to be the cornerstones of successful vaccine projects. The benchmark standard of investment in human resources for an 8 product (vaccine) scale is 2,500 people with exceptional and specialized skills. This includes all aspects of the vaccine process from discovery through production and licensure. Table 6 provides a summary of the industry's benchmark investment in human resources. There is a national and international scarcity of personnel with the requisite skills and expertise needed by the vaccine industry. As a result, the industry provides extremely attractive compensation packages in their efforts to attract and retain the most qualified. Recent college graduates can have starting salaries of \$40,000 to \$50,000 and individuals with process validation experience are attaining salaries in the \$100,000 to \$120,000 range. Industry provides continuing education and training programs and expects their senior technical production personnel to be qualified in several areas of vaccine production (e.g., manufacturing, validation, and regulatory affairs).

Table 6. Industry Benchmark for Human Investment (8 Product Scale)

➤ 2,500 people
➤ Exceptional and specialized skills
– Scarce national pool
➤ Competitive compensation
➤ Special human resources programs
– Recruit, train, and retain

Industry's benchmark estimate of costs associated with the major components of a vaccine program is summarized in Table 7. The estimate covers the major areas [e.g., research and development (R&D) and capital investment cost for facility] of consideration supporting a vaccine program. Process and facility improvement, an integral and critical part of industry's investment, is estimated at 5%-10% of the operational budget per year. Industry considers this cost in its market analysis and expects to fully recoup this investment from their sales of vaccines. The R&D cost estimate of \$300M-\$400M includes discovery through production and licensure of a single vaccine. The cost estimate of \$370M to build and equip a vaccine facility includes the required initial production, laboratory, and support suites to produce three to four vaccines.

Table 7. Industry Benchmark Cost Estimates for Vaccine Programs

Element	Cost/Product
R&D	~\$300M - \$400M
Facility capital costs	~\$370M initial*
Additional production, labs, and support	~\$75M - \$115M**
Manufacturing Operations and Maintenance	~\$30M - \$35M/year

*First 3 vaccines

**For each vaccine beyond initial 3-4

The FDA has changed a great deal over the last 10 years. Personnel from the FDA's Center for Biologics Evaluation and Research (CBER) used to conduct pre- and postlicensure inspections. Due to concerns with the regulatory oversight process, the FDA recently established Team Biologics, principally consisting of field inspectors, which now conducts biannual compliance (postlicensure) inspections. In the process of change, it is commonly perceived that the focus shifted from identifying problems and finding solutions for their resolution to one of establishing absolute compliance backed up by detailed record keeping. A warning letter that is issued by the FDA to a facility today is taken very seriously by the industry. In fact, some individuals view receipt of a warning letter as the potential end of their career. *The vaccine industry considers the regulatory environment to be extremely demanding but a necessary part of business and a part of their established best business practices.*

The research, development, and acquisition (RDA) process for vaccines — regardless of whether it is practiced by the private sector or DoD — is extraordinarily complex, highly technical and regulated, and difficult to articulate to those outside the vaccine business in a manner that enables them to grasp the complexity, interrelationship, and dependencies of the steps in the process (Figure in [Appendix B](#) and [Table 4](#)), let alone the overall problems encountered in getting a potential vaccine from discovery to market. The difference is that vaccines as biologics are produced by microbial or mammalian cells that require absolute control over the myriad

aspects of production (as compared to the relative ease of control of chemical reactions and purification of drugs). In the absence of such understanding, it is difficult to fully assess the magnitude of the impact of regulatory requirements and scientific problems encountered during the process (e.g., preclinical testing, clinical trials, and scale-up manufacturing) on a program. Further, it may preclude meaningful interpretation and appreciation of why one vaccine succeeds and another fails, and hinders informed application of lessons learned in strategic and tactical decision making.

4.0 DOD ORGANIZATION, MANAGEMENT, AND CAPABILITIES

Although centralized program oversight in DoD is laudable and important, the number of organizational entities that are directly influencing the biomedical S&T BDP and IDP [U.S. Army Medical Research and Materiel Command (USAMRMC)] seems unnecessary and counterproductive (Figure 2). The same is true for the Joint Vaccine Acquisition Program (JVAP). For example, DoD organizations influencing these programs include DDR&E, DUSD(S&T), DATSD(CB), Defense Threat Reduction Agency (DTRA), ASD(HA), Joint Nuclear, Biological, Chemical (JNBC) Defense Board, Joint Services Integration Group (JSIG), Joint Services Materiel Group (JSMG), The Surgeons General, and Joint Program Office for Biological Defense (JPO BD). Further, the resultant organization has seemingly fragmented the DoD vaccine RDA program. It has placed leadership decision making for medical BDP products largely in organizations that lack the requisite level of medical and technical expertise. Similarly, leadership decision making for medical ID vaccines is in organizations that are missing the requisite level of Defense materiel acquisition expertise. Only a very limited number of offices have effectively integrated expertise in medical and technical matters with the requisite levels of Defense acquisition expertise. This impacts on the seamless delivery of vaccines in DoD.

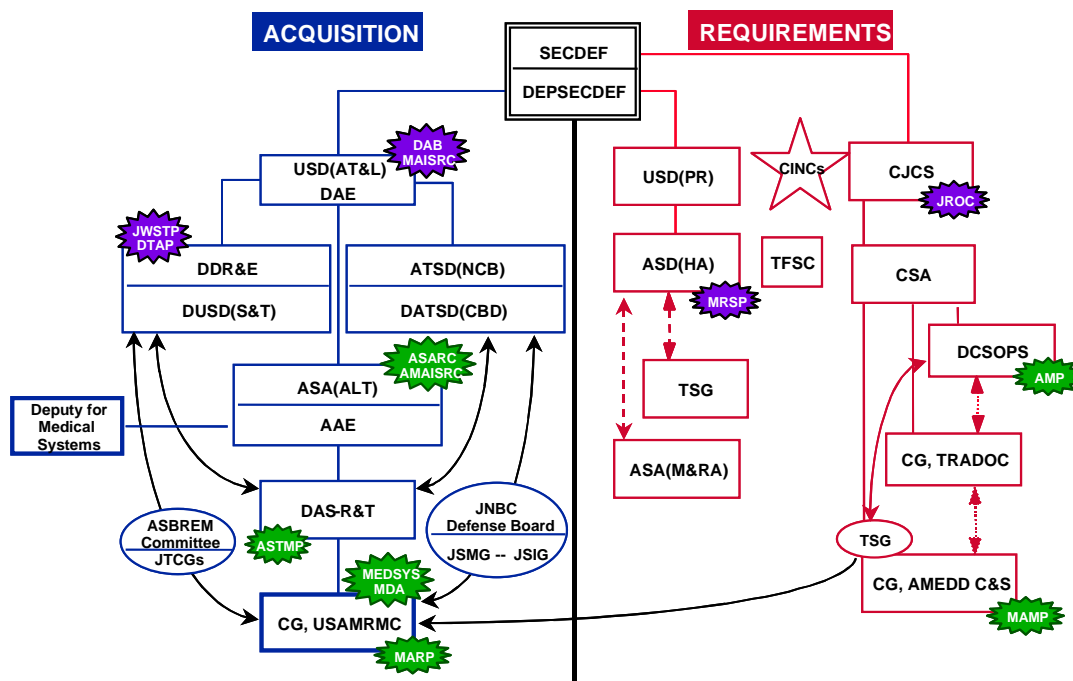
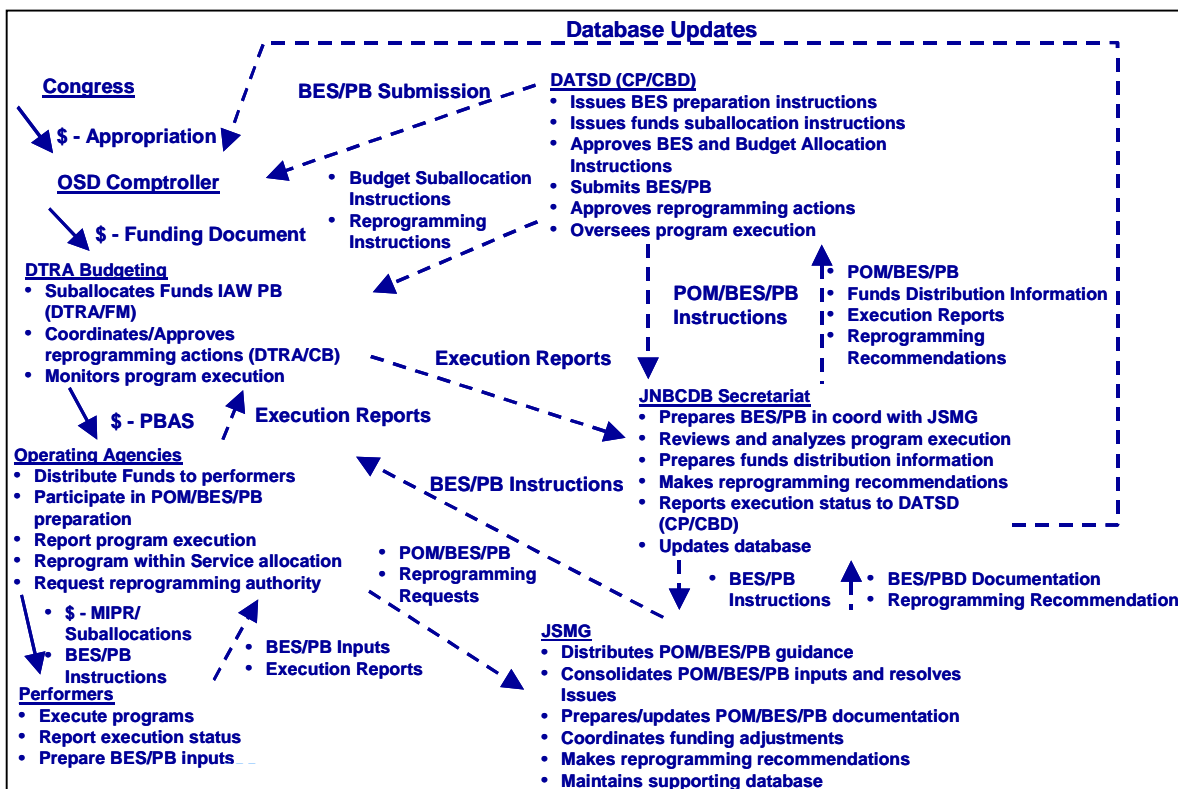


Figure 2. DoD Management Organization for Biomedical Science and Technology BDP

With regard to the organization and management, there is fragmentation of the DoD AVP within and across the Office of the Secretary of Defense (OSD) and the Services. Examples include:

- BDP. OSD controls the funding for BDP vaccines, and DATSD(CBD) has oversight of the full life cycle of the BDP, the Army is the Executive Agent for the BDP, the S&T aspects of the BDP vaccine program are executed in the USAMRMC, advanced development through production is executed through the JPO BD, and procurement of resultant products is with Defense-wide procurement dollars. JPO BD authority is diluted by the oversight structure and has no effective reprogramming authority. The seemingly complex process for managing BDP funds is depicted in Figure 3. There is limited biomedical expertise and knowledge in the JPO BD reporting chain, and in the JSIG, JSMG, and JNBC Defense Board. There is no qualified medical authority over BDP vaccine decisions.



JSMG Hand Book of Standard Operating Procedures, Fig IV-I, Page 19

Figure 3. DoD Funds Management Process for BDP

- IDP. The DUSD(S&T) has oversight of the S&T program for IDP vaccines. There is no OSD-level assigned responsibility for the program beyond S&T, with resultant consequences for proponency, oversight, and management of associated development and acquisition activities. The Army is the Lead Agent and resources the program while USAMRMC executes the Lead Agent program responsibilities (S&T through production) through the Services’ biomedical laboratories and contracts. Procurement of resulting

products is made with Operations and Maintenance, Army (OMA) dollars to fulfill Army requirements. Each service specifies its own vaccine requirements for protection against infectious diseases and is responsible for their vaccine procurements. *The USAMRMC provides biomedical matrix support to the Joint Vaccine Acquisition Program, Project Management Office (JVAP PMO).*

- The BDP is managed under Defense Acquisition Board oversight as an acquisition category (ACAT) I program while the IDP is managed as an ACAT IV non-major program.

Within DoD, the varying degrees of experience, multiple organizations with program responsibilities, associated levels of oversight [e.g., Congress, OSD, Services, and Major Commands (MACOMs)], decision making, reporting requirements, and PPB structure and system do not lend themselves easily to the streamlined process and flexibility used by industry in taking a candidate vaccine from discovery to market. Hence, there is high risk in DoD's current approach to vaccine acquisition. Further, the scope of the BDP AVP and associated schedule of vaccine procurement raised questions of practical feasibility. The investment strategy is not one that is consistent with industry best practices and raises questions about whether the risks associated with such a strategy were fully explored or understood, and if so, how they were mitigated. Given industry's success with extremely short oversight and decision-making chains of responsibility and accountability, the DoD must reexamine its diversity in structure for overseeing, managing, and executing its vaccine program.

The threat issues and associated problems identified during and following the Gulf War deserved congressional and OSD scrutiny. There have been many valuable lessons learned as a direct result of this scrutiny. It appears, however, that the organization put in place by DoD to "fix" the BDP AVP issues may in fact have become an impediment to efficient and effective vaccine program management, execution, and success. There is an identified threat list to support the BDP, and the IDP would benefit from a similar threat list. *Since disease threats, regardless of source (e.g., BW and ID), can have catastrophic impact on military operations, an integrated list of BW and ID threats deserves consideration in planning, proposing, and budgeting for the most urgent medical vaccine needs.*

DoD's practices for managing its vaccine programs contrast sharply with industry's best practices (Section 3, Table 2) and pose some inherently high risks to success. Factors contributing to the high risk nature of the DoD approach are summarized in Table 8. It is contrary to the vaccine industry's well-established business success model that ensures a single empowered and accountable individual (project manager) in charge of program, focused (non-diffuse) cross-functional management, and a clear picture of the medical need. DoD practices diffuse management, making it difficult to establish clear lines of responsibility, authority, and accountability. In addition, the DoD lacks the level and depth of scientific oversight and talent needed to manage and execute the vaccine programs. This is exacerbated by a relatively scarce national pool of exceptional and specialized expertise and DoD's noncompetitive compensation packages.

The DoD BDP vaccine acquisition strategy, utilizing a prime systems contractor (PSC) with outsourcing for components of the manufacturing process via multiple subcontracts, differs from that normally followed in the vaccine industry. It does not mean, however, that this strategy won't work. Rather, it may experience considerable delays and must have more intense technical oversight if it is to be successful. *Simply stated, the DoD BDP vaccine acquisition strategy is considered a high-risk approach.*

Table 8. Reasons Why DoD AVP Program Is at Risk of Failure

<ul style="list-style-type: none"> ➤ Approach is contrary to business success model <ul style="list-style-type: none"> – No one in charge – Diffuse management – Fragmented program
<ul style="list-style-type: none"> ➤ Lack of integration from discovery through licensure
<ul style="list-style-type: none"> ➤ Lack of essential scientific oversight and talent
<ul style="list-style-type: none"> ➤ Insufficient capture of industrial base
<ul style="list-style-type: none"> ➤ Goals and dollars do not match

*The expertise within DoD to address DoD's vaccine needs appears to have become fragmented and difficult to sustain, with the preponderance of expertise resident within the Army and Navy biomedical research communities. The uniformed biomedical scientist has historically been a major participant and contributor in the DoD vaccine research, development, test, and evaluation (RDT&E) process (e.g., leadership, management, and program execution). This seems to have changed with abolishment of the draft, and the military downsizing (1980s and 1990s) wherein priority has been placed on warfighter and health care delivery personnel authorizations. Uniformed biomedical scientists now routinely leave the services to sustain their professional growth and opportunities or take on a diversity of nonbench and non-RDA assignments to remain competitive from a promotion perspective. During the past 10 years, not a single military biomedical scientist has been promoted to the rank of a Flag Officer. This reflects fewer opportunities for biomedical scientists to reach senior leadership positions where their expertise and experience can benefit DoD, and is another disincentive for remaining in the military. Further, the civilian biomedical S&T workforce is relatively stagnant with long years of service, and recruitment and retention of replacements with the competencies needed to address DoD's vaccine RDA needs are extremely challenging. The DoD compensation and benefits package for civilians is not competitive with industry. The national pool of required biomedical S&T expertise is limited and extremely expensive. While some companies have had success in recruiting qualified personnel for the vaccine industry, DoD in many cases, simply cannot compete with the biotechnology firms, biopharmaceutical industry, or academia for the very best talent under existing compensation constraints and career opportunity. *The DoD is experiencing difficulty recruiting and retaining required military and civilian biomedical scientists, and has lost a critical mass of senior uniformed scientists that were well founded in the DoD biomedical RDA process.**

There is a general lack of integration in and across the DoD vaccine programs, from discovery through licensure. The USAMRMC has a pilot plant at Walter Reed Army Institute of Research (WRAIR) that supports the military infectious disease vaccine effort and the JVAP uses the PSC to satisfy its biological defense pilot plant vaccine production needs. Additionally, the JVAP and U.S. Army Medical Research Institute of Infectious Diseases (USAMRIID) have used the National Cancer Institute (NCI) pilot lot production facility located at Fort Detrick, Maryland, and the National Institute of Allergy and Infectious Diseases (NIAID) has used the pilot production facility at WRAIR. While this may seem curious, it underscores the technical necessity of integrating the discovery and development phases and the importance of proximity to these processes. Both WRAIR and USAMRIID have strong S&T programs supporting the IDP and BDP, respectively. Industry best practices for success mandate integration of policy, all elements of a product's life cycle, resources, and management as summarized in [Table 3](#).











It is clear that the DoD has not had a successful strategy or commitment to effectively capture the vaccine industrial base. The key existing impediments to industry taking on DoD's vaccine needs are summarized in [Table 9](#).

Table 9. DoD AVP Impediments to Industry

➤ Size & scope of program
➤ Industrial base at full capacity
➤ Idle manufacturing
➤ Risk to industry <ul style="list-style-type: none"> – Efficacy risk – Program stability – Perceptions – Political
➤ Defense procurement practices

Finally, the DoD's goals for the AVP do not match the programmed and budgeted resources. Industry maintains a robust discovery base and commits itself to full and stable resources when it transitions a lead candidate from discovery to development and production. Benchmark costs associated with vaccine discovery, production, facilities, and maintenance in industry were discussed in [Section 3](#) and summarized in [Table 7](#).

A best business assessment model was used to evaluate the degree of DoD’s compliance with industry’s best practices for managing and executing vaccine programs (Figure 4). The rationale for the assessment of DoD’s compliance is provided in the figure.

Industry Best Practices	Assessment of DoD	Rationale for Assessment
Integrated-Discovery Through Licensure		Piecemeal process
Scientific Talent		Good S&T, inadequate development and production
Technical Qualifications of Management		Vaccine Acquisition ≠ Weapons System Acquisition
Management Focus and Accountability		Fragmented and Multilayered below DEPSECDEF
Funding Stability		Annual allocation and frequent decrement drills
Funding Commitment		Development/Acquisition not funded following discovery
Flexible Reprogramming		Limited by Congress
Focus on Product Quality		Goal  ; Execution 





-  = Green - Full Compliance
-  = Yellow - Moderate Compliance
-  = Red/Yellow - Low Compliance
-  = Red - No Compliance (High Risk)

Figure 4. Business Model for Assessing DoD’s Compliance with Industry Best Practices

5.0 INTEGRATION OF DOD AND INDUSTRY VACCINE OBJECTIVES

Partnering with DoD to produce vaccines is considered a high-risk venture by industry. Some of the reasons for this industry perspective are identified in Table 10. Industry’s existing and projected vaccine streams are considered to be strong and growing, with few exceptions. If industry takes on development and production of a DoD vaccine, it will have to displace medically needed, competitive and profitable products – an industrial base vaccine capacity issue – that market analysis demonstrates will satisfy a public health need, grow and provide a reasonable return on investment. In this regard, DoD will need to fulfill industry’s needs and expectations. Vaccine manufacturing companies have to grow and growth is more predictable and easier to manage as a Company initiative than one in support of a DoD vaccine initiative.

Table 10. Reasons Why DoD AVP Is Considered High Risk by Industry

➤ Instability of DoD programs, associated resources, and commitment
➤ DoD acquisition model and resource system PPB, as well as associated categories of funds, do not align with industry's best practices for vaccine discovery and production
➤ Industry's experience with DoD's unwillingness to resource infrastructure and process sustainment costs associated with vaccines unique to DoD
➤ DoD's episodic capacity requirements and associated risks in maintaining capability
➤ DoD acquisition process that seems to emphasize budget, not quality
➤ Difficulties with and shortcomings of Defense procurement practices
➤ Proposal preparation and submission costs and processes
➤ Government regulations [e.g., cost accounting and National Environmental Policy Act (NEPA)]
➤ Public perceptions (e.g., mistrust) of DoD

The DoD must acknowledge industry practices and factors that motivate industry, capture industry interest and incentives, and invest its own corporate resources in the process if it has any hope of involving the major and successful industrial vaccine manufacturers in solving its vaccine requirements. The Panel is confident that many leaders in the vaccine industry are willing to help DoD and will not be opposed to DoD building its own vaccine production facility once they are familiar with DoD's requirements and AVP program rationale. With regard to capturing industry's interest and willingness to address DoD's vaccine requirements, the following resource and policy-related topics that impact potential incentives are offered for consideration. They represent a critical aspect of an integrated strategy to resolve DoD's vaccine requirements.

5.1 Resources

5.1.1 Market Needs

It is important for DoD to market to the public health needs that industry views as important whenever possible. The industry would likely have interest in vaccines to prevent diseases of high public health impact [e.g., malaria, Human Immunodeficiency Virus (HIV), and perhaps hepatitis E and smallpox]. A single manufacturer probably would not want to take on more than one of these vaccine needs at a time. They already have an existing and projected stream of scheduled vaccines to meet customer needs and company goals. Further, the staffing and production capacity support their planned vaccine schedules, and would not generally support vaccine needs beyond this capability. *If the medical need were perceived as important enough to industry, they might partner with DoD to accommodate a DoD vaccine requirement.* There may also be specific vaccine-related technologies that would capture the interest of industry. Regardless, the DoD would need to carefully market their specific needs to industry. In this regard, *previous DoD Requests for Proposals (RFPs) have not worked well in the vaccine industry – because they go in at the wrong level or have an approach that is inconsistent with industry's experience for success.* For example, the JVAP solicitation was considered by many in industry to be “way too big” – it had too many products being scheduled over too short a

timeframe. The number of products and schedule were simply viewed as very “high” risk and did not capture industry interest.

5.1.2 Size and Scope of DoD Vaccine Requirement

The scope of the DoD vaccine requirement is very substantial by any measure. The BDP requires new vaccines to protect against 10 or more BW threat agents and at least 5 new vaccines are needed to protect against endemic diseases of military importance. Considering that vaccines are licensed in the U.S. to protect against about 20 different diseases, the DoD requirement for approximately 15 new vaccines represents a staggering technological undertaking. The overall requirement by comparison is larger than that of the vaccine operations of Merck & Co. Inc., which produces 9 vaccines. The Panel used a scale of 8 vaccines for estimating the resources needed for the DoD vaccine program. The DoD program operating at this scale requires about \$3.2B in R&D funds. The assumptions for these rough-order-of magnitude estimates are shown in Table 11. Given that industry has virtually no excess capacity, it is clear that the size and scope of the DoD vaccine program itself preclude even major manufacturers as a single source of DoD vaccines.

Table 11. Industry R&D Funding Benchmark Estimates (8 Product Scale)

<p>➤ R&D Funds – \$3.2B</p> <ul style="list-style-type: none"> – ~8 successful vaccines (7-12 years each)* – ~\$300 - \$400M/product R&D to licensure – ~2 products/year to start – ~4 products/year at year 4 – ~8 products/year when mature <p>*BD and MIDRP require >8 vaccines total; study scale was 8 vaccines</p>
--

5.1.3 Capital Investment

The vaccine industrial base is operating at near full capacity and the major manufacturers have no reason to invest in expanding that capacity beyond that needed to support their vaccine schedule. Adding capacity requires significant capital investment and it can take 3 to 5 years to get new or modernized facilities operational and processes validated for facility and product licensure. *The financial cost of failure and rewards for success are great and industry invests its capital accordingly.*

The DoD has a need for many vaccines that have limited potential for marketability elsewhere. Each of these vaccines will need a dedicated production capability. It is possible that products that use similar production technologies can be manufactured in the same facility; however, most products will require unique production technologies and a dedicated production suite and/or facility.

In the vaccine industrial environment, incentives are needed for successful partnering between DoD and a vaccine manufacturer. Such incentives include creative capitalization and guaranteed product demand and revenue streams. If DoD demonstrates a long-term

commitment to making a capital investment to expand the industrial base vaccine capacity, industry will likely respond. *For example, DoD could target selected expansion of industry's capacity by providing the fiscal resources, under competitive contracting, for major manufacturers to design, build, and equip a modular-type facility on their premises for the production of certain vaccines to meet a DoD requirement.* This is one of the least intrusive approaches and has the advantage of drawing on the manufacturer's resident expertise for managing and producing vaccines and would minimally affect the investment concerns of company shareholders. Some of the important elements of incentive-based contracts that would facilitate industry interest in participating in DoD's AVP are summarized in Table 12.

Table 12. Contracting to Capture Industry Interest in DoD AVP

<ul style="list-style-type: none"> ➤ Longest multiyear contract possible ➤ Government-provided facility ➤ Incentive-based contracts <ul style="list-style-type: none"> – Award fee – Industrial R&D – Intellectual property to contractor – Third-party sales

5.1.4 Infrastructure Maintenance

The DoD cannot expect industry to invest its resources to maintain the infrastructure (e.g., facilities, equipment, and personnel) or modernize its facilities in order to meet DoD vaccine needs. Lessons learned demonstrate that such expectations inevitably lead to a loss of capability and source of vaccines. For example, Wyeth Laboratories manufactured Adenovirus Vaccines (Types 4 and 7) for DoD, the sole customer for the vaccines. When DoD determined it would not make the investment in renovations of the outdated facility necessary to continue production, Wyeth Laboratories made a decision in 1995 to discontinue manufacturing. As a direct result, the vaccine supply ran out, the DoD has not found an alternative supplier, and there has been a resurgence of acute respiratory disease epidemics in military (Air Force, Army and Navy) and Coast Guard trainees due to adenoviruses. Unfortunately, the prospects of remedying this force health protection problem in the near to mid-term are not good.

The requirement to sustain a vaccine facility infrastructure and provide for facility modifications (e.g., to meet regulatory compliance requirements) should not be underestimated. Failure to fully plan for continuing these activities will be disastrous for the DoD vaccine program, with a loss of production capability and years to get a process revalidated and a facility licensed by the FDA. Hence, infrastructure and modernization planning and resourcing must be integral parts of the overall DoD vaccine acquisition strategy.

5.1.5 Adoption of Vaccine Industry Product Development Process

It may well be to DoD's benefit to carefully consider industry's successful approach to vaccine development and not, therefore, place burdensome constraints on their process. *The vaccine industry uses a process that reduces S&T-related and manufacturing process risks early, before a decision is made to take a candidate forward for development, manufacturing, and marketing.* Decision making is vested with the management team charged with overseeing the process to get the product manufactured, licensed, and to market. Once a decision is made to take a product forward, the management team intensely manages the project teams working the various steps in the process (e.g., manufacturing, clinical trials, and regulatory) and plans on achieving licensure of the product within 3-6 years. INDs for vaccine candidates have a success rate of 20% or less and the resources required to carry a product to market are enormous. Estimates for the discovery, development, manufacturing, and testing required to achieve licensure of a single safe and efficacious vaccine are estimated at \$300 - \$400 million over 7 to 12 years. *Rarely would industry consider transitioning a candidate vaccine out of discovery (i.e., the industry phase corresponding to DoD's S&T phase) before it has successfully passed Phase 2 clinical trials and solid progress has been made in the manufacturing process.* The technical risks are otherwise considered too high. The DoD should be aware of the critical nature of the integrated life cycle development approach to vaccines. This approach involves a commitment to long-term development of a vaccine, once a candidate transitions from discovery to development and production.

5.1.6 Multiyear Contract Awards

A key strategic incentive for industry is the guarantee from DoD of a continued product production requirement and associated revenues through provisions utilizing multiyear contract awards. This may take statutory relief but is absolutely necessary in order for industry to maintain the manufacturing proficiency, personnel, and level of expertise needed to manage and produce a particular vaccine. The vaccine manufacturing control process does not lend itself to extended breaks in production since the process involves three interdependent elements – validated process, scientific art, and team skills and proficiency. If the acquisition strategy for a vaccine results in extended breaks in vaccine production, the art, technical skills, and proficiency required for a validated process will be compromised, if not altogether lost.

5.1.7 Commercial Sales of Vaccines

Vaccines are currently the most effective and practical way of protecting an at-risk population from a BW or ID threat. From a readiness perspective, vaccines are an enabler of force projection. Accordingly, there is a high probability that foreign military forces will want to acquire DoD-developed vaccines.

With regard to vaccines that generally have unique utility (e.g., biological defense) to the DoD, there may be some policy (e.g., DoD and State Department) limitations on the global sales of such vaccines. In terms of DoD, this most likely would be associated with vaccines that are developed and manufactured with DoD's RDA resources. The DoD does consider potential vaccine requirements for joint operations with U.S. allies; however, it does not incorporate the total vaccine requirement of its allies in its acquisition strategy. This does not preclude

consideration of such requirements where the sale of vaccines to military allies is contemplated. Depending on U.S. national policy for defense preparedness requirements of its home front, there may be a rather large market requirement for biological defense vaccines. The spectrum of BW threats for which vaccines are needed is represented in Table 13.

Table 13. BW Threats

➤ Smallpox
➤ Anthrax (existing product)
➤ Anthrax (next generation product is desired)
➤ Plague
➤ Venezuelan Equine Encephalitis (VEE), Western Equine Encephalitis (WEE), and Eastern Equine Encephalitis (EEE) combined
➤ <i>Coxiella burnetii</i> (Q fever)
➤ Tularemia
➤ Botulinum toxin A, B, C, E, F
➤ Staphylococcal Enterotoxin B (SEB)
➤ Ricin
➤ Brucella
➤ Others

The ID threat to the military force depends on the diseases endemic to the particular area of deployment. History has shown that when troops are deployed to new geographic areas the probability of disease outbreaks is high, with high risk to decisive military operations. Vaccines that are developed by DoD to protect U.S. Forces from endemic infectious diseases during deployments throughout the world may also have a potential commercial sales market, depending on the fiscal strength of the country involved. Further, the United Nations International Children's Emergency Fund (UNICEF) and other humanitarian support efforts may want to purchase such vaccines when they become available. The IDP needs vaccines to protect against a wide spectrum of threats such as those shown in Table 14.

Table 14. Infectious Diseases of Military Importance

➤ Malaria
➤ Shigellosis (and other enteric bacterial infections)
➤ Dengue fever
➤ HIV
➤ Hepatitis E
➤ Others

With few exceptions, there are only very limited worldwide public health requirements for those vaccines that are most needed by the BDP and IDP. Generally, those countries that might have the greatest need are also those least able to afford large vaccine procurements. For example, a

plague vaccine developed for the BDP might be effective against endemic plague outbreaks such as occurred recently in India. In such an instance, the U.S might be asked to provide the vaccine as a humanitarian initiative. As noted above, it is also likely that as vaccines are licensed by the DoD, both foreign military sales and sales for protection of indigenous populations and dependents of military service men and women will become an area of increased potential for commercial sales. Realization of such potential is confronted by both the relatively small size and non-recurring nature of foreign military vaccine requirements. Additionally, DoD would not normally conduct clinical trials to support product use by non-DoD personnel, people outside of the age range of 18-50 years. The absence of such data could be expected to restrict the commercial sales potential of DoD vaccines.

DoD should clarify its policy on industry rights to foreign military sales of BDP and IDP vaccines, domestic civilian use of BDP and IDP vaccines, and international and domestic commercial sales of IDP vaccines. In this way, industry can estimate potential market size in reaching a decision whether or not to develop a DoD vaccine.

5.1.8 Personnel Requirements in Vaccine Discovery and Production

The importance industry places on having the right people, the right technical skills, the right depth of expertise, and the right compensation packages to optimize success is reflected in one major manufacturer's workforce consisting of approximately 2,500 individuals dedicated to the management, discovery, process development, manufacturing, testing, production, and related regulatory support of an average of eight products. That number exceeds the total authorized personnel strength of USAMRMC in support of its biomedical RDT&E program activities for IDP, BDP, Military Operational Medicine, Medical Chemical Defense, Combat Casualty Care, and Congressionally Directed Medical Research Programs and probably exceeds the total number of DoD civilians performing medical RDA activities. The biomedical RDA expertise for vaccines is extremely limited, expensive, and draws largely from academia and industry. The starting salary for recent college graduates entering the vaccine industry is reported to be in the range of \$40,000 - \$50,000 per year. Individuals with sufficient experience to qualify for process validation positions may start at \$100,000 - \$120,000 per year. If DoD's vaccine requirements were to be met internally, DoD will need to implement compensation policy changes and provide the resources needed to capture and retain the best talent, with particular emphasis on manufacturing, testing, clinical trials, and regulatory compliance. The Panel does not believe that DoD can recruit, retain and manage the skilled personnel needed in advanced development of vaccines and recommends that development be effected by a combination of industry and GOCO.

5.1.9 GOCO Facility

In view of the size of DoD's vaccine program, the limited available industrial vaccine capacity and the limited industry interest in most DoD vaccines, it is likely that DoD will need to develop committed vaccine production facilities. The Panel was informed that the DoD has programmed resources for a proposed GOCO vaccine production facility. The proposed GOCO was viewed as an essential, partial remedy for DoD. However, it also raised a question about how the JVAP's PSC fits with, or would be linked with a GOCO. There was no immediate linkage

defined. With regard to the PSC, the contract base is for three products. All other vaccines are options under the contract. Currently the three base products on the contract along with two product options are being developed.

Several of the salient considerations in locating, designing, building, and operating a GOCO facility to produce vaccines are summarized in Table 15. *Programming a vaccine production facility is considered the easiest part of establishing the overall capability for vaccine development, manufacturing, and supply. What goes in the facility and how the facility is managed are considered the most difficult and critical components of the process. It is important that planned processes drive the design of the facility.*

Table 15. Factors in Planning for a GOCO Vaccine Production Facility

➤ Shell/buildout to process and manufacturing scale
➤ Expandable
➤ 3 to 4 products/processes capacity
➤ Pilot production/scale-up – 2 products at one time
➤ Inherent clinical, regulatory, QC & QA elements, applied research laboratory capability
➤ University/industry corridor location is essential – Northeast coast lowest risk

Staffing a GOCO vaccine production facility with the level and depth of expertise needed to manage and manufacture (process teams) vaccines was thought to be an extremely difficult challenge for DoD, let alone the vaccine industry. The Panel believes that the DoD must attract, train, and retain a technically competent cadre of vaccine expertise. In this regard, it is likely that a greater than normal number of DoD staff will need to fill key positions in the GOCO as a part of this initiative. The needed expertise is in very short supply and the DoD would have to compete very aggressively with industry for those limited assets.

With regard to having the right mix and depth of expertise, it is clear that both technical and management skills are critical to the success of any vaccine R&D program including a GOCO. Scientific training does not necessarily enhance one's acquisition management skills and, most assuredly, acquisition training does not add to one's scientific acumen. Further, with the exception of project management skills, the scientific and management skills and experience needed to operate a successful vaccine program are decidedly different from those needed to run a weapon systems program. Even within the biomedical disciplines, few are appropriate to vaccine production. Vaccines (i.e., biologicals) are different from weapon (i.e., hardware) systems and should not be forced-fit into or equated with such acquisition programs. These points become critical in terms of staffing and operating a DoD GOCO vaccine facility for success.

It is also important to keep in mind that project leaders and managers in the biopharmaceutical industry identify and surface issues immediately upon identification. Success (e.g., cost, schedule, and performance) is based on timely resolution of problems. *Industry's approach of having the decision maker on site facilitates this process, as does the culture that rewards the practice of not hiding risks and technical, process, and regulatory problems. Further, the constant turnover of DoD Program Managers (PMs) (i.e., continuity of leadership issue) in a*

program creates its own impediments to achieving cost, schedule, and performance objectives. Turnover of PMs may contribute to an environment of deferring problem resolution. In general, in the vaccine industry, the same team sees a product through the equivalent of DoD’s development and manufacturing (production) acquisition phases. *From the foregoing perspectives, management (e.g., DoD project management office) of a DoD GOCO vaccine facility would benefit from alignment with the vaccine industry’s management culture, processes, and best practices.*

Industry does not build a facility for a specific vaccine until clinical trials have proven safety and proof of concept and process issues have been resolved. When industry builds a new facility, they plan 3 to 6 years for getting the first vaccine produced and another 12 to 18 months to get the product licensed. Typically, it costs an additional 20%-30% per year for the first year or two to get a manufacturing process up and running. Thus, for a \$100 million dollar facility, a manufacturer might expect to expend \$20 – \$30 million a year to get a process operational during the first couple of years. During this period, 20%-25% of the product will be discarded due to product variability. During normal operations, about 5%-10% of the product may be discarded due to variability from lot to lot. This loss is higher than that experienced (1%-2%) in the pharmaceutical drug manufacturing process. It is important to realize that discarded product is lost revenue to the manufacturer. Typical capital investment costs associated with vaccine facilities are provided in Table 16.

Table 16. Industry Capital Investment and O&M Funding Benchmark Estimates (8 Product Scale)

<ul style="list-style-type: none"> ➤ Capital funds ≥\$370M <ul style="list-style-type: none"> – ~\$300M construction for manufacturing – ~\$70M construction for labs – ~\$75-\$115M for each additional vaccine after the initial 3-4 – ~5%-10% infrastructure maintenance/year at year 8
<ul style="list-style-type: none"> ➤ Operations and Maintenance funds <ul style="list-style-type: none"> – ~\$300M/year for 8 vaccines

Importantly, the Panel agrees with the concept and scope of the proposed DoD GOCO. In general, a modular approach (i.e., using identical modules to duplicate a capability as the means to increase production capacity) is recommended in building a vaccine production facility. Dedicated manufacturing is preferred to multiple product suites. Ideally, the strategy would include limiting production—as opposed to development—to one or two (maximum) initial products. It is extremely important to gain experience and demonstrate success with one product before taking on others. The level and depth of expertise necessary to achieve success should not be underestimated. It would be prudent to focus on a single technology, and a related technology if two products are envisioned at the outset.

Involving the facility and process operators in the design, building, and equipping of a new facility (e.g., GOCO) is critical to the operational success of any vaccine production venture. As occurs in industry, infrastructure and modernization must also be integral parts of the budget supporting any DoD GOCO vaccine production facility. The requirements for sustaining a

vaccine facility infrastructure and facility modifications (e.g., to meet regulatory compliance requirements) should not be underestimated.

There are a number of risks that must be managed in a DoD GOCO vaccine production facility. These include factors such as facility design and construction, dedicated versus multi-use facility, past performance of contractor, technical maturity, process validation, performance requirement, cost, and schedule. A risk assessment process and plan are needed to effectively oversee, manage, and mitigate them. A GOCO should only be one part of the DoD strategy for AVP. However, the Panel considers a GOCO as an essential element in DoD vaccine procurement.

5.2 Policies

5.2.1 Confidentiality

Industrial vaccine manufacturers hold certain pieces of critical technical and business information as trade secrets. These secrets largely derive their value from the fact that they are not known to others who could disclose or use them for their own benefit. Therefore, the holders of this information are extremely sensitive to the release of this information to any others, especially if they are unsure whether confidentiality will be maintained. For these reasons vaccine manufacturers insist that any recipients of confidential trade secret information sign nondisclosure statements that specifically lay out and create the confidentiality obligations of the recipients. It is also important to note that any government employee who discloses confidential information received as part their official duties are subject to criminal prosecution under 18 USC 1905.

5.2.2 Management of BW Perceptions and Treaty Compliance Issues

In addressing DoD vaccine requirements to protect against BW threats, an upfront and agreed upon public affairs plan is essential in overcoming any negative perceptions (e.g., risk to population in the area of vaccine production) about DoD's BDP. Further, the industry does not want to be wrongly tainted by any suggestion it might be producing BW agents for DoD and it is opposed to any potential inspections imposed by BW conventions under the pretext that they might be producing BW agents instead of manufacturing vaccines to protect against such agents. If such inspections are or will be required, industry would be seriously concerned from both the perspective of potentially losing proprietary/trade secret manufacturing information, and the potential perception of being involved in an offensive instead of defensive program. Hence, such inspection activities would have an adverse impact on the industry's image and growth and would not have the support of their shareholders.

5.2.3 Use of Non-U.S. Owned or Based Manufacturers

It is essential that DoD is clear on its position regarding the country of ownership of a vaccine manufacturer, as well as non-U.S. manufactured vaccines that comply with FDA licensure requirements. Two of the four major vaccine manufacturers, SmithKline Beecham and Aventis, are non-U.S. companies. This becomes important in terms of potential implications for DoD vaccine supplies where a foreign-based owner of a U.S. company may, for whatever reason,

unilaterally end production of DoD's vaccine. Similarly, political and corporate considerations could end abruptly DoD's access to vaccine supplies contracted through non-U.S. based vaccine manufacturing facilities even if U.S. owned.

5.2.4 *User Acceptance of Vaccine*

The question of user acceptance of a BDP vaccine was raised, particularly with respect to the Department's experience with the anthrax vaccine. The data from longitudinal studies of vaccines used by the DoD in immunizing its force do not suggest there has been a problem with regard to adverse events or health care problems. The incidence and type of adverse reactions (e.g., sore arm or slight swelling at the site of injection) associated with the administration of the anthrax vaccine appear to have been similar to those experienced with other vaccines. The primary concern to DoD is not having safe, licensed vaccines to protect its forces from both the BW and ID threats.

Despite the scientific and health care data that support the fact that there is no unusual risk associated with the immunization of individuals with the anthrax vaccine, it is felt that gaining user acceptance could be a potential problem with each BDP vaccine. The public seems to question the reasonableness of DoD's mandatory immunization policy for anthrax, and this has been reflected during Congressional hearings. Further, the public has little basis for appreciating the impact of infectious disease epidemics on military operations and health care delivery. All this seems to underscore the importance of having a risk mitigation plan that clearly communicates to the user (military recipients and commanders at every level), as well as the public in general, the benefits, immunization rationale, and potential risks of each new vaccine.

It is also important that the DoD establish a policy for when and how all the vaccines in their portfolio will be administered. Figure 5 summarizes the current vaccines licensed in the U.S., including those administered to U.S. Forces. Adding to this list, the vaccines identified as required for force health protection against BW and endemic disease threats will generate a seemingly overwhelming number of potential vaccines that might be administered to individual members of the Armed Forces. Clearly, an immunization policy that stipulates the procedures (e.g., number of inoculations and routes of administration, and booster requirements) and phasing of vaccine administration is required.

Current U.S. Licensed Vaccines			
Childhood Vaccines		Deployment Readiness	Additional
<ul style="list-style-type: none"> • Diphtheria Pertussis Tetanus • Measles-Mumps-Rubella • Polio-Salk and Sabin • Hepatitis B • H. influenza B • Pneumococcus • Varicella 		<ul style="list-style-type: none"> • Hepatitis A • Cholera • Japanese encephalitis • Typhoid • Yellow Fever • Influenza 	<ul style="list-style-type: none"> • BCG • Rabies
Basic-Training		Biological Defense	
<ul style="list-style-type: none"> • Meningococcus • Adenovirus 		<ul style="list-style-type: none"> • Anthrax • Vaccinia 	

Figure 5. Current U.S. Licensed Vaccines

5.2.5 Use of IND Vaccines

The DoD has previously relied on using some BDP vaccines under IND status where safety and efficacy have been established in laboratory models, and safety, but not necessarily efficacy, has been ascertained in man. The use of such investigational vaccines requires Presidential approval. This is a difficult issue and one that is fraught with potential problems (e.g., logistical and political). In overcoming this issue (i.e., perception of a service member as a guinea pig) of vaccine use under an IND, the DoD must place increased program emphasis on identifying and demonstrating surrogate markers of immunity (i.e., protection) in man that are acceptable to the FDA and work with the FDA to achieve sufficient human safety and immunogenicity data, as well as efficacy data in animal models, to provide licensure of all DoD vaccines.

5.2.6 Vaccine Liability and Indemnification

It is generally true that potential liability is a concern to industry in addressing DoD’s vaccine needs, particularly as it relates to a product for which efficacy cannot be demonstrated in man; that is, where surrogate markers and/or surrogate models must be used to provide presumptive evidence of efficacy; and where there is no way to quantify exposure risk in terms directly related to a vaccine’s claims of efficacy, as is the case with BW threats. This problem is associated almost exclusively with the BDP where the BW threat agent is not typically associated with an endemic disease in a population, as is often the case with those diseases of concern in the IDP.

Litigation cases involving vaccines, however, have historically been associated with adverse outcomes, not matters of efficacy. This does not in any way lessen industry’s concerns over potential litigation where there may be no reasonable way to quantify the risk (e.g., the potential exposure levels that might be experienced in BW attack) in terms that are directly related to a vaccine’s claims of efficacy.

Given the experience with BDP immunizations during the Gulf War, there are implications for policy in terms of removing immunizations from the context of conflict that might also lessen industry’s concern. The adverse effects of immunizations during basic training and during mobilization prior to deployment are viewed just as that – adverse reactions. They do not get

complicated by other factors (e.g., stress, exposure to environmental contaminants, and illnesses).

Since indemnification is available, albeit on a case-by-case basis, it makes sense for companies to ask and expect to receive it from the government. Indemnification should be a guarantee for any vaccine manufacturer that is contracted to develop and produce a vaccine to meet DoD's unique requirements. *Indemnification, limited to that for military use and not commercial sales, coupled with sound contract provisions, must mitigate industry's concern in this area.*

5.2.7 Vaccine License Holder

Historically, the FDA regulatory process necessitated that the holder of a biological license be responsible for all submissions to the FDA, manufacturing, clinical trials, and production of the vaccine. Recent changes in industry practices that are related to the emergence of small biotechnology companies have led to new FDA guidance for industry and associated cooperative manufacturing agreements. As a result, a sponsor may now hold a biological license but not conduct any of the actual steps in the process (e.g., manufacturing and clinical trials).

Although the concept of a virtual company is seen within the pharmaceutical industry, it is currently viewed as difficult to implement and has not gained widespread support. This difficulty is due to the intense management and control needed to effectively and efficiently take a vaccine from discovery to market. A major contributing factor accounting for this difficulty is the need for integration of multiple, state-of-the-art, developmental research efforts to address complex scientific issues unique to each vaccine throughout the course of development. The complexity of the vaccine manufacturing process is also a critical issue. Although there are validated technological processes for controlling the manufacturing process for a vaccine, repetition of the process and an element of art in the underlying S&T seem crucial to success. This problem is evidenced by the vaccine industry's troublesome experience with replicating the same product results with the same process in another manufacturing facility or difficulty during start-up in their own new facilities.

In the absence of the depth of expertise and experience needed to oversee a virtual vaccine operation and inherent problems with outsourcing aspects of the overall process, such operations have enormous attendant risks for failure. The risks to DoD in not holding the biological license for a product are probably minimal except in the case where it may become necessary to have another manufacturer produce the vaccine. It is felt that well thought out and tight contract provisions, along with enforcement, could largely mitigate the risk associated with this single exception.

6.0 FINDINGS AND RECOMMENDATIONS

DoD must adopt industry practices, capture industry interest, and invest its own corporate resources in the management and execution of the AVP program if it has any hope of solving its vaccine requirements. This may well require changes in DoD policy and organization, legislation, and statutory commitments. The issues of U.S. national preparedness and the potential use of DoD vaccine stockpiles to meet national needs were discussed; however, it was

not considered to be within the scope of the Panel’s charge to include this in the overall recommendations for DoD’s AVP. Nevertheless, the Panel hoped that its recommendations and DoD’s planning tools would have practical utility and application to other agencies involved with national preparedness.

A combination of industry, government, and an integrated approach from discovery through production and sustainment are essential to the success of DoD’s vaccine programs. The critical elements of a combined integrated approach to DoD’s AVP strategy are summarized in Table 17.

Table 17. Elements of a Combined Integrated Approach to DoD AVP

➤ Management/development skills of industry
➤ Acquisition skills of DoD
➤ Scientists from Federal, academic/industry labs
➤ Exploit industry development/manufacture where possible
➤ GOCO for development/manufacture of remaining products

This strategy should include the vaccine industry’s involvement as well as that of DoD and other government agencies. It is also important not to inadvertently lose any capability in the process of implementing any new vaccine acquisition strategy. A balanced strategy is quintessential to success and should include a multipronged approach. The Panel’s goal in recommending the following management structure was to make it consistent with current DoD acquisition management structure, (but lean and responsive!) and to invest management with the strong technical expertise and advice essential for success in vaccine development. The Panel considers that the principal weaknesses of the current DoD AVP program are the current diffuse management structure and the lack of technical expertise in management beyond the S&T phase.

Specific recommendations include:

- Mainstream BDP and IDP vaccine programs as integrated ACAT I programs to ensure visibility, competitiveness with other programs, and that warfighter needs are satisfied in a timely manner (Table 18).

Table 18. Industry-Based Management Model for DoD AVP

➤ Tailored Acquisition Model <ul style="list-style-type: none"> – OSD VAE – Oversight (ACAT I)—technically qualified – Strategic Vaccine Board advises VAE
➤ Vaccine Acquisition Review Council (VARC) and Defense Medical Requirements Council (DMRC)
➤ Joint Program Executive Officer (PEO) <ul style="list-style-type: none"> – VAE and PEO with scientific and acquisition skills

- Implement an organizational alignment that mirrors the vaccine industry’s short chain of command and decision making at the level of the project manager, with requisite technical expertise in the chain of command, project management, and execution level (Figure 6).

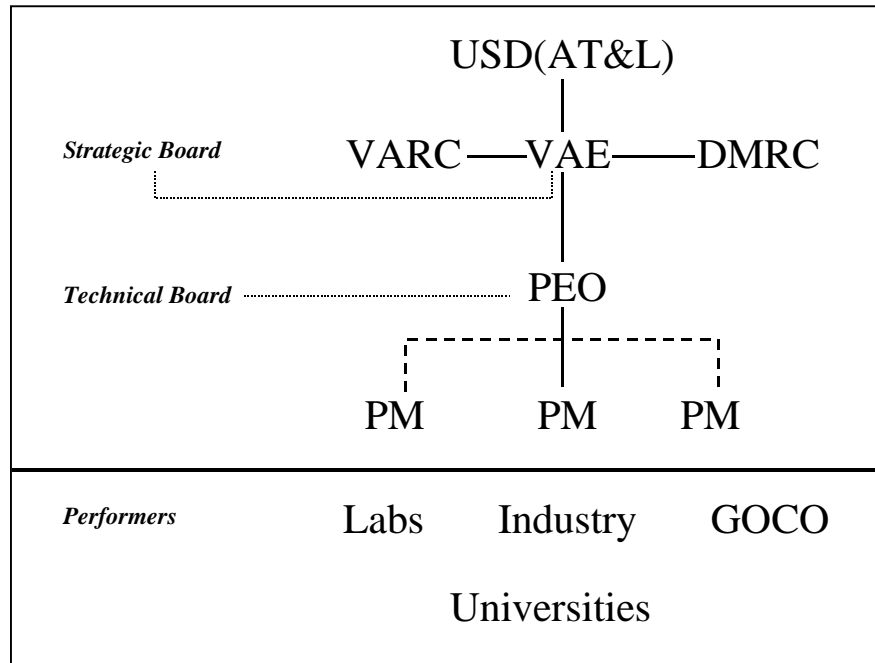


Figure 6. Industry-Based Management Organization for DoD AVP

- Establish a Vaccine Acquisition Executive (VAE) as full life-cycle advocate for all DoD vaccine programs (Table 18, Figure 6).
- Establish a Strategic Board to review the DoD AVP and advise the VAE (Table 18, Figure 6). This Strategic Board staff consists of industry executives and health care professionals having a working expertise in clinical infectious diseases, international health, or vaccine research, development, clinical testing, operations and quality systems. It should review programs strategically at least twice a year.
- Establish a VARC to advise and support milestone decisions by the VAE (Table 18, Figure 6). Members of the VARC should mirror for DoD the capabilities, experience, and technical skills of the Strategic Board; however, the VARC must be empowered to perform inherently government functions.
- Charter a technically qualified Joint PEO for the AVP program that is accountable to the VAE (Table 18, Figure 6). The PEO must have authority over the entire vaccine life cycle from discovery through post-licensure activities.
- Establish a Technical Board to review the DoD AVP program that meets quarterly and advise the PEO. This technical board staff consists of working experts with tactical “hands on” experience in the major elements of vaccine development—discovery, manufacturing, clinical development, regulatory affairs, quality control and assurance, and assay development. It would principally be derived from industry and would meet quarterly to review tactical plans and progress of the program (including the GOCO) and advise the PEO.
- Adopt an industry-based management philosophy for DoD AVP (Table 19).

Table 19. Industry-Based Management Philosophy for DoD AVP

<ul style="list-style-type: none"> ➤ Scientific & technical advisors on tactical operations to PEO <ul style="list-style-type: none"> – Periodic (scheduled) review – All process/product candidates – Pharmaceutical executives – Senior scientists/physicians
<ul style="list-style-type: none"> ➤ Breaches in approved program baseline reviewed by VAE
<ul style="list-style-type: none"> ➤ PEO responsible for sponsoring (\$) S&T/relevant infrastructure and exploits DoD laboratory capability
<ul style="list-style-type: none"> ➤ No dual hats

- *Adopt a tailored life-cycle management model that mirrors that used by the vaccine industry wherein decisions to transition candidates from discovery (S&T) to development and manufacturing only occur when risks have been reduced to an acceptable level [e.g., after Phase 2 clinical trials and development and manufacturing schedules allow for completion within 3 to 6 years].*
- Estimating that 8 DoD vaccines would reach licensure in 7 to 12 years, the estimated cost of the AVP program is \$3.2 billion.
- Develop a sound investment strategy for the DoD AVP portfolio (Tables 13 and 14). A major initial goal of the VAE and PEO should be review of the entire AVP program vaccine candidates for feasibility and status in the vaccine life cycle.
- Use an integrated strategy that includes; GOCO (see Tables 15 and 16), PSC, DoD biomedical laboratories, and DoD partnerships with commercial companies (including appropriate incentives), National Institutes of Health, Public Health Service, and academia.
- Develop an integrated plan, including checks and balances (i.e., QA and QC) for managing the functions and responsibilities associated with the contracts, administration, operation and long-term sustainment of the DoD vaccine program (e.g., partnerships with industry and academia, GOCO vaccine facility, PSC, DoD biomedical laboratories, as well as oversight and management staffs).
- Promote a robust S&T strategic plan with increased emphasis on surrogate markers of immunity (protection) in man.
- Exploit special contract provisions, as well as Other Transaction Authority (OTA), that allow maximum flexibility in meeting vaccine program needs, and special incentives for success.
- Establish a unified process for identifying and prioritizing threats and requirements.
- Establish AVP plans
 - Core personnel incentive, recruitment, retention, and staffing plan (Table 6)
 - Facility infrastructure sustainment and modernization plan
 - Surge capacity plans (including conversion of existing plants)
 - Strategic inventory plan
 - Contract management plan with assistance from Defense Contract Management Agency
 - National public affairs plan that informs the public of DoD's vaccine plan, including rationale and benefits (e.g., combat capability, readiness, deterrence, and national preparedness).

Finally, the current DoD AVP program has extremely limited input from the vaccine industry. Therefore, the major source of invaluable expertise and experience is missing from the Program. The Panel recommends that DoD, at a very senior level, meet with the Chief of Executive Officers or Chief Operating Officers of the principal vaccine manufacturers. (This could be done through the Pharmaceutical Research and Manufacturers Association and BIO). The agenda should be:

- Outline the threat and requirements of the DoD program.
- Seek advice as to whether industry would contribute to development of all required DoD vaccines or to selected DoD vaccines.
- Seek support for the GOCO strategy to develop vaccines of limited interest to industry.
- Seek industry participation as advisors on the strategic advisory board to the VAE and on the technical advisory board to the PEO.

The Panel is confident that such high-level exposure to the DoD AVP program will enhance the possibility of industry involvement in development of certain DoD vaccines and at the very least, obtain industry support for the DoD program and GOCO and for the availability of pharmaceutical executives and industry vaccine development personnel to serve as critical advisors to the program.

The Panel's findings and recommendations are presented below so as to respond to the four specific areas of focus that the DEPSECDEF requested the independent panel of experts to address. A summary of findings and recommendations for each of the DEPSECDEF focus areas is provided in Table 20.

Table 20. Summary of Findings and Recommendations by DEPSECDEF Focus Area

Focus Area	Findings	Recommendation
1 - Vaccines to protect Service members against BW threats as well as infectious diseases.	Vaccines for BW defense and protection against endemic diseases are essential enablers of force projection.	Combine programs from discovery to production.
2 - A comparison of current Department efforts with best business practices in the biologics industry, and if/how the Department can leverage the best aspects of the private sector programs from industry.	Current Department efforts do not meet industry best practices: <ul style="list-style-type: none"> ➤ Diffuse management and fragmented lines of responsibility ➤ Inadequate scientific oversight ➤ Inadequate program integration from discovery through licensure ➤ Inadequate resources to meet goals 	Adopt integrated approach utilizing: <ul style="list-style-type: none"> ➤ Management and development skills of industry ➤ Accountable, lean DoD management structure ➤ Strong technical guidance and personnel ➤ GOCO
3 - A determination of whether the DoD program requires acquisition processes unique from normal departmental acquisition procedures.	Vaccine acquisition processes are different from weapons system acquisition processes and success requires different procedures.	<ul style="list-style-type: none"> ➤ Strong technical input imperative <ul style="list-style-type: none"> – Workforce – Management ➤ Stable, long-range funding for vaccine life cycle ➤ Reprogramming authority
4 - The development of recommendations for how the Department should best develop and oversee a vaccine acquisition production program.	DoD AVP management practices are generally contrary to industry best practices.	<ul style="list-style-type: none"> ➤ Combined, integrated industry acquisition model ➤ Focused and streamlined organization ➤ Segregated, OSD-sponsored funding ➤ Incentivized industry involvement (with GOCO) ➤ DoD, Executive Branch, and Congressional support to remove impediments and provide necessary incentives

This document reflects the independent opinions of the Vaccine Study Panel and should not be construed as the official position of the DoD.

APPENDIX A**Conduct of the Study of Department of Defense Acquisition of Vaccine Production**

By memorandum dated July 20, 2000 (Attachment I) the Deputy Secretary of Defense directed the Director, Defense Research and Engineering (DDR&E) and the Assistant Secretary of Defense (Health Affairs) [ASD(HA)] to "...jointly contract with a private organization or panel of experts to conduct a comprehensive study of the Department of Defense's (DoD's) procurement of vaccine production. The experts involved in the study should have expertise in the scientific, regulatory and industrial aspects of vaccine production. The study should focus on review of the following areas:

- a. Vaccines to protect Service members against biological warfare threats as well as infectious diseases.
- b. A comparison of current Department efforts with best business practices in the biologics industry, and if/how the Department can leverage the best aspects of the private sector programs from industry.
- c. A determination whether the DoD program requires acquisition processes unique from normal departmental acquisition procedures.
- d. The development of recommendations for how the Department should best develop and oversee a vaccine production program."

The DDR&E was directed to fund this study and the Director, Bio Systems, Office of the DUSD (S&T), ODDR&E, assigned the study support task to Science Applications International Corporation (SAIC) using an existing delivery order under SAIC contract N00600-96-D-2109. At that time the DoD was sponsoring or conducting a number of other assessments related to vaccines for force protection. These included:

- a. Defense Science Board Summer Study 2000, *Task Force on Defense against Biological Weapons* that considered the vaccine supply chain for Defense needs.
- b. Assessment by the Principal Deputy Under Secretary of Defense for Acquisition, Technology and Logistics [PDUSD(AT&L)] of BioPort Corporation production of the Food and Drug Administration (FDA) licensed, anthrax vaccine adsorbed.
- c. A cost and operational analysis of a government-owned and contractor-operated (GOCO) vaccine production facility for biological defense vaccines sponsored by the Deputy Assistant to the Secretary of Defense (Chemical/Biological Defense [DATSD(CBD)]) through the Joint Program Office for Biological Defense (JPO BD) and executed by the Joint Vaccine Acquisition Program, Project Management Office (JVAP PMO).

- d. An assessment of the Military Infectious Diseases Research Programs (MIDRP) by the National Academy of Sciences, Institute of Medicine (IOM) for the Commanding General, U.S. Army Medical Research and Materiel Command (USAMRMC) who executes the Secretary of the Army lead agent responsibility for the military infectious diseases research, development, test and evaluation programs.

Supported by SAIC, the DATSD(CBD) and Director, Bio Systems recommended a Panel (Attachment II with resumes at Attachment III) and study plan to the DDR&E and ASD(HA). These were approved by memorandum on August 17, 2000 signed by the DDR&E and ASD(HA) (Attachment IV). This memorandum jointly requested Defense Components involved in AVP to provide briefings and narrative back-up concerning the topic. The approach the Panel Chair approved was for SAIC staff to review and critique the briefings with the intent to both highlight information for the Panel members' consideration and to identify areas that might require clarification for elaboration in follow-on presentations by Defense Component personnel. SAIC also established a secure web site for Panel members to access DoD Directives, Instructions, and related information concerning DoD acquisition of vaccine procurement. Throughout their deliberations the Panel was supported by the DATSD(CBD), Director, Bio Systems, and SAIC staff who provided information and assisted the Panel members' understanding of DoD organizations, practices and procedures. It should be understood that the Panel Chair was fully responsible for and directed this effort. DoD and SAIC staff provided support and assistance as requested.

The first meeting of the Panel was held September 25 and 26, 2000 (Attachment V). During this meeting the Panel received the Formal Charge from Dr. Mark, DDR&E and Dr. Clinton, ASD(HA) who also discussed background information and their perspectives on the problem with Panel members. During this meeting, SAIC staff presented and supported Panel discussions of briefings received in response to the DDR&E and ASD(HA) request, as well as related background information such as FDA regulatory considerations that directly influence the problem, Defense Acquisition Workforce reform initiatives, and DoD-specific regulatory considerations. Additionally, Mr. Steve McManus provided a briefing on vaccine management by the Defense Support Center Philadelphia, Defense Logistics Agency (DLA). Copies of all presentations are included in Volume II of this report.

The Panel Chair determined that the next step was for the Panel members to conduct interviews with specific DoD personnel involved in Defense AVP. These interviews were conducted during the second meeting conducted October 11, 12 and 13, 2000 (Attachment VI). The morning of the first day focused on Defense procurement with a briefing by the Director, Defense Contract Management Agency followed by a discussion of procurement and contracting support to GOCOs in general and related matters led by Mr. Robert Scott, past Deputy Director, DLA. The second day focused on Defense acquisition practices and procedures and DoD research, development and acquisition matters as they relate to vaccines. The Panel interviewed the following individuals on the second day:

- Lieutenant General Paul Kern, U.S. Army, Military Deputy to the Assistant Secretary of the Army (Acquisition, Logistics and Technology) [ASA(ALT)] and Director, Army Acquisition Career Management.

- Major General John Parker, M.D., U.S. Army, Deputy for Medical Systems, OASA(ALT) and Commanding General, USAMRMC.
- Mrs. Vicky Armbruster, Joint Program Manager for Biological Defense.
- Colonel Charles Hoke, M.D., U.S. Army, Director, MIDRP, Headquarters, USAMRMC.
- Colonel David Danley, Ph.D., U.S. Army, Project Manager, JVAP.

Throughout the second (October 11-13, 2000) and third meeting (November 8 and 9, 2000), the Panel members assessed Defense efforts and acquisition processes against industry best practices. These assessments largely drew on the Panel members' expert opinion and experience of what does and does not work in the private sector. Within the industry considerations, distinctions were made between the large vaccine manufactures and smaller biotechnology firms and how their practices contrasted and compared with the DoD efforts. These assessments served as the basis for recommendations that were initiated during the second meeting and concluded during the third meeting.

INTENTIONALLY BLANK.

ATTACHMENT I

Review of the Department's Acquisition of Vaccine Production Memorandum

INTENTIONALLY BLANK.



DEPUTY SECRETARY OF DEFENSE

1010 DEFENSE PENTAGON
WASHINGTON, DC 20301-1010

JUL 20 2000

MEMORANDUM FOR DIRECTOR, DEFENSE RESEARCH AND ENGINEERING
ASD (HEALTH AFFAIRS)THROUGH: USD (ACQUISITION, TECHNOLOGY, AND LOGISTICS)
USD (PERSONNEL AND READINESS)

SUBJECT: Review of the Department's Acquisition of Vaccine Production

I direct that you jointly contract with a private organization or panel of experts to conduct a comprehensive study of the Department of Defense's (DoD's) procurement of vaccine production. The experts involved in the study should have expertise in the scientific, regulatory, and industrial aspects of vaccine production. The study should focus on review of the following areas:

- a. Vaccines to protect Service members against biological warfare threats as well as infectious diseases.
- b. A comparison of current Department efforts with best business practices in the biologics industry, and if/how the Department can leverage the best aspects of the private sector programs from industry.
- c. A determination whether the DoD program requires acquisition processes unique from normal departmental acquisition procedures.
- d. The development of recommendations for how the Department should best develop and oversee a vaccine production program.

The panel's report of their findings should be completed within four months of the date of this memorandum. Funding for the study should be provided by DDR&E.

Rudy de Leon

SECRETARY'S COPY

U10162 /00

INTENTIONALLY BLANK.

ATTACHMENT II

**Deputy Secretary of Defense's Independent Panel of Experts
Acquisition of Vaccine Production**

INTENTIONALLY BLANK.

Franklin H. Top, Jr., M.D.—Panel Chair

Executive Vice President and Medical Director
MedImmune, Inc.
35 West Watkins Mill Road
Gaithersburg, MD 20878
topf@medimmune.com
Phone: 301-527-4251
Fax: 301-527-4201

John J. Dingerdissen

Senior Director, Viral Vaccine Manufacturing
Merck Manufacturing Division
Merck & Co., Inc.
P.O. Box 4, WP28-79
West Point, PA 19486-0004
john_dingerdissen@merck.com
Phone: 215-652-4460
Fax: 215-652-4775

William H. Habig, Ph.D.

Director
R&D Quality Assurance and Compliance
Centocor, Inc.
200 Great Valley Parkway
Malvern, PA 19355-1307
Phone: 610 889-4405
Email: Habigw@Centocor.com

Gerald V. Quinnan, Jr., M.D.

Professor
Preventive Medicine, Medicine, and Microbiology
Uniformed Services University of the Health Sciences
4301 Jones Bridge Road
Bethesda, MD 20814
Phone: 301-295-3734
Fax: 301-295-1971
Email: gquinnan@usuhs.mil

Rita L. Wells, Ph.D.

Deputy Executive Director
Committee for Purchase from People
Who are Blind or Severely Disabled
1421 Jefferson Davis Highway
Jefferson Plaza 2, Suite 10800
Arlington, VA 22202-3259
Phone: 703-603-0657
Fax: 703-603-0655
Email: rwells@jwod.gov

Technical Advisors – Government

Primary:

Anna Johnson-Winegar, Ph.D.

Deputy Assistant to the Secretary of Defense for Chemical/Biological Defense
Programs
3050 Defense Pentagon, Room 3C257
Washington DC 20301-3050
Phone: 703-693-9410
Fax: 703-695-0476
Email: johnsoad@acq.osd.mil

Robert E. Foster, Ph.D.

Director, Bio Systems
Office of the Deputy Under Secretary of Defense (Science and Technology)
3080 Defense Pentagon, Room 3D129
Washington, DC 20301-3080
Phone: 703-697-8714
Fax: 703-693-7042
Email: fosterre@acq.osd.mil

Other:

Steve McManus

Director, Pharmaceuticals Group
Defense Supply Center, Philadelphia
Defense Logistics Agency
DSCP-MG (Bldg 6A)
700 Robbins Avenue
Philadelphia, PA 19111
Phone: 215-737-2801
Email: smcmanus@dscp.dla.mil

Thomas C. Fileccia
Branch Chief,
Depot, Managed Care, Direct Vendor Delivery Sections
Defense Supply Center, Philadelphia
Medical Directorate (DSCP-MG)
700 Robbins Avenue
Philadelphia, PA 19111-5092
Phone: 215-737-2839
Fax: 215-737-3127
Email: tfileccia@dscp.dla.mil

Technical Advisors/Analysts – Contract

Daniel L. Rickett, Ph.D. – Lead Analyst
Vice President and Manager
Biomedical Technology Division
Science Applications International Corporation

William H. Bancroft, M.D.
Senior Medical Scientist
Biomedical Technology Division
Science Applications International Corporation

Donna L. Bareis, Ph.D.
Corporate Vice President and Deputy Group Manager
Biomedical Sciences Group
Science Applications International Corporation

Mark R. Brunswick, Ph.D.
Expert Biologist/Senior Regulatory Scientist
Biomedical Technology Division
Science Applications International Corporation

Joseph C. Denniston, V.M.D., Ph.D.
Senior Biomedical Scientist
Biomedical Technology Division
Science Applications International Corporation

Thurman D. Gardner, C.C.E/A.
Medical Acquisition Analyst
Science Applications International Corporation

James M. Miller, Esq.
Senior Program/Policy Analyst
Science Applications International Corporation

George T. Singley, III
President, Hicks Associates, Inc.
1710 SAIC Drive
P.O. Box 1303
Mail Stop: 1-13-7
McLean, VA 22102
Phone: 703-676-5958
Fax: 703-676-5813
Email: george.t.singley.iii@saic.com

Joseph F. Soukup, Ph.D.
Group Senior Vice President and Manager
Biomedical Sciences Group
Science Applications International Corporation
Phone: 703 744-7500
Fax: 703 288-5404
Email: Joseph.F.Soukup@saic.com

ATTACHMENT III
Panel Member Resumes

INTENTIONALLY BLANK.

CURRICULUM VITAE
Franklin H. Top, Jr., M.D.

EDUCATION

University of Minnesota, Pediatric Infectious Disease Fellowship, 1964 -1966
University of Minnesota, Pediatric Residency, 1962 - 1964
University of Minnesota, Pediatric Internship, 1961 - 1962
Yale University, M.D. cum laude, 1961
Yale University, B.S. in Biochemistry, 1957

PROFESSIONAL EXPERIENCE

MEDIMMUNE, INC.

1988 - Present

Executive Vice President, Medical Director, and Director

Responsible for planning and execution of clinical studies of MedImmune products. Member, Board of Directors.

PRAXIS BIOLOGICS

1987 - 1988

Senior Vice President, Clinical Research and Medical and Regulatory Affairs

Responsible for planning and execution of all clinical research involving Praxis' vaccines. Responsible for medical affairs and for corporate liaison with the FDA, Center for Biological Evaluation and Research . As additional duty, served as Executive Vice President and acting Chief Executive Office of the company.

WALTER REED ARMY INSTITUTE OF RESEARCH

1983 - 1987

Director and Commandant

Commander and scientific leader of the Department of Defense's largest medical research laboratory (and five overseas satellite laboratories) with research interests in infectious diseases, drug and vaccine development, military occupational health hazards, military stress and neuropsychiatry. Responsible for staff of over 1,000 employees and an annual budget of \$45 million.

UNITED STATES ARMY MEDICAL RESEARCH

INSTITUTE OF CHEMICAL DEFENSE

1981 - 1983

Commander

Commander and scientific leader of the Army's lead laboratory for medical defense against chemical warfare. Developed and implemented new programs in drug development. Responsible for a staff of 200 people, an annual budget of \$13 million, and \$20 million contract program.

WALTER REED ARMY INSTITUTE OF RESEARCH

1979 - 1981

Deputy Director

Responsible for daily operations of the Department of Defense's largest medical research laboratory.

UNIFORMED SERVICES UNIVERSITY OF THE HEALTH SCIENCES

1978 - 1987

Professor of Pediatrics

Participated in Pediatric Infectious Diseases rounds, conferences, and attended on Pediatric Infectious Disease service at Walter Reed Army Medical Center.

WALTER REED ARMY INSTITUTE OF RESEARCH

1976 - 1978

Director, Division of Communicable Diseases and Immunology

Directed and supervised all Walter Reed Army Institute of Research research on vaccines and infectious diseases.

1973 - 1976

Chief, Department of Virus Diseases

Directed and supervised a virus laboratory of 40 employees with research interests in viral respiratory diseases, dengue virus and hepatitis virus. Served as Department of Defense working liaison with other federal agencies - Center for Disease Control, National Institute of Allergy and Infectious Diseases, and the Bureau of Biologics, Food and Drug Administration - in the National Influenza Vaccine Program.

SOUTHEAST ASIA TREATY ORGANIZATION

MEDICAL RESEARCH LABORATORY

1970 - 1973

Chief, Department of Virology

Directed and supervised a virus research laboratory with 40 employees. Coordinated WHO sponsored studies of the immunopathogenesis of dengue hemorrhagic fever with Scripps Clinic and Research Foundation, Ramathibodi Medical School, and various other hospitals. Supervised the training of the Army's Pediatric Infectious Disease fellows tour at Bangkok Children's Hospital.

WALTER REED ARMY INSTITUTE OF RESEARCH

1966 - 1970

Assistant Chief, Department of Virus Diseases

Internist, Department of Virus Diseases

Internist then Assistant Chief, Department of Virus Diseases. Designed and conducted clinical studies of safety and immunogenicity and later efficacy trials of live oral adenovirus type 4 and 7 vaccines for prevention of Acute Respiratory Disease in military recruits.

MEMBERSHIPS

Alpha Omega Alpha Medical Honor Society, 1960
American Academy of Pediatrics, Fellow
American Medical Association
American Association for the Advancement of Science
American Association of Immunologists
American Board of Pediatrics, 1966
Society for Pediatric Research
American Society of Tropical Medicine and Hygiene
Infectious Disease Society of America
Microbial & Infectious Disease Advisory Committee, National Institute of
Allergy and Infectious Diseases, NIH, 1976 - 1980

HONORS

Colonel, U.S. Army (retired)
Legion of Merit with Two Oak Leaf Clusters
Meritorious Service Medal

SELECTED PUBLICATIONS

1. The IMPact-RSV Study Group. Palivizumab, a humanized respiratory syncytial virus monoclonal antibody, reduces hospitalization from respiratory syncytial virus infection in high-risk infants. *Pediatrics*, in press.
2. The PREVENT Study Group. Reduction of RSV hospitalization among premature infants and infants with bronchopulmonary dysplasia using Respiratory Syncytial Virus Immune Globulin. *Pediatrics*, 99: 93-99, 1997.
3. Bancroft, W.H., Top, F.H. Jr., Eckels, K.H., Anderson, J.H. Jr., McCown, J.M. and Russell, P.K. Dengue-2 vaccine: Virological, immunological and clinical responses of six yellow fever-immune recipients. *Inf & Immun* 31: 698-703, 1981.
4. Takafuji, E.T., Gaydos, J.C., Allen, R.G. and Top, F.H. Jr. Simultaneous administration of live enteric-coated adenovirus types 4, 7 and 21 vaccines; Safety and Immunogenicity. *J Inf Dis* 140: 48-53, 1979.
5. Wise, T.G., Dolin, R., Mazur, M.H., Top, F.H. Jr., Edelman, R. and Ennis, F.A. Serological responses and systemic reactions in adults following vaccination with bivalent A/Victoria-A/New Jersey and monovalent B/Hong Kong influenza vaccines. *J Inf Dis* 136: S507-S517, 1977.
6. Top, F.H. Jr., and Russell, P.K. Influenza A/Swine at Fort Dix, New Jersey (January-February 1976). IV. Summary and speculation. *J Inf Dis* 136: S376-S380, 1977.

7. Hodder, R.A., Gaydos, J.C., Allen, R.G., Top, F.H. Jr., Nowosiwksy, T. and Russell, P.K. Influenza A/Swine at Fort Dix, New Jersey (January-February 1976). III. Extent of spread and duration of the outbreak. *J Inf Dis* 136: S363-S368, 1977.
8. Gaydos, J.C., Hodder, R.A., Top, F.H. Jr., Allen, R.G., Soden, V.J., Nowosiwsky, T. and Russell, P.K. Influenza A/Swine at Fort Dix, New Jersey (January-February 1976). II. Transmission and morbidity in units of cases. *J Inf Dis* 136: S363-S368, 1977.
9. Gaydos, J.C., Hodder, R.A., Top, F.H. Jr., Soden, V.J., Allen, R.G., Bartley, J.D., Zabkar, J.H., Nowosiwsky, T. and Russell, P.K. Influenza A/Swine at Fort Dix, New Jersey (January -February 1976). I. Case finding and clinical study of cases. *J Inf Dis* 136: S356-362, 1977.
10. Parkman, P.D., Galasso, G.J., Top, F.H. Jr. and Noble, G.R. Summary of clinical trials of influenza vaccines. *J Inf Dis* 134: 100-107, 1976.
11. Benenson, M.W., Top, F.H. Jr., Gresso, W., Ames, C.W. and Altstatt, L.B. The virulence to humans of Japanese encephalitis virus in Thailand. *Am J Trop Med Hyg* 24: 974-980, 1975.
12. Top, F.H. Jr. Control of adenovirus acute respiratory disease in U.S. Army trainees. *Yale J Biol Med* 48: 185-195, 1975.
13. Bokisch, V.A., Top, F.H. Jr., Russell, P.K., Dixon, F.J. and Muller-Eberhard, H.J. The potential pathogenetic role of complement in dengue hemorrhagic shock syndrome. *NEJM* 289: 996-1001, 1973.
14. Pathogenetic mechanisms in dengue hemorrhagic fever: Report of an international collaborative study. *Bull. WHO* 48: 117-133, 1973.
15. Dudding, B.A., Top, F.H. Jr. , Scott, R.M., Russell, P.K. and Buescher, E.L. An analysis of hospitalizations for acute respiratory disease in recruits immunized with adenovirus type 4 and 7 vaccines. *Am J Epidem* 95: 140-147, 1972.
16. Top, F.H. Jr., Dudding, B.A., Russell, P.K. and Buescher, E.L. Control of respiratory disease in recruits with type 4 and 7 adenovirus vaccines. *Am J Epid* 94: 142-146, 1971.
17. Top, F.H. Jr., Buescher, E.L., Bancroft, W.H. and Russell, P.K. Immunization with live types 7 and 4 adenovirus vaccines: II. Antibody response and protective effect against acute respiratory disease due to adenovirus Type 7. *J Inf Dis* 124: 155-160, 1971.
18. Top, F.H. Jr., Grossman, R.A., Bartelloni, P.J., Segal, H.G., Dudding, B.A., Russell, P.K., and Buescher, E.L. Immunization by selective intestinal infection with adenovirus type 7: Tests for safety, infectivity, antigenicity and potency in volunteers. *J Inf Dis* 124: 239-248, 1970.

19. Top, F.H. Jr. and Wannamaker, L.W. The serum opacity reaction of Streptococcus pyogenes: The demonstration of multiple, strain-specific lipoproteinase antigens. *J Exp Med* 127: 1013-1034, 1968.
20. Top, F.H. Jr., Wannamaker, L.W., Maxted, W.R. and Anthony, B.F. M antigens among group A streptococci isolated from skin lesions. *J Exp Med* 126: 667-635, 1967.

INTENTIONALLY BLANK.

JOHN J. DINGERDISSEN

825 Bainbridge Drive
West Chester, PA 19382
(215) 652-4460 (W) (610) 399-3772 (H)

PERSONAL HISTORY

Birth Date: November 10, 1949
Citizenship: USA
Marital Status: Married, three children

PROFESSIONAL EXPERIENCE

Merck Manufacturing Division

Viral Vaccine Manufacturing, Senior Director: 1997-Present

- Responsible for a staff of ~45 professionals and ~160 union employees involved in the manufacture of Varivax®, M-M-R® II, Vaqta®.
- Responsible for the strategic capacity planning for the Poultry Area, Rotavirus and Varivax®.
- Responsible for the start-up of the new Rotavirus manufacturing facility.
- Responsible for Vaccine Operations' representation on the Company negotiation committee with the PACE union.
- Directs the organization in establishing production, cGMP, safety and environmental initiatives.
- Responsible for a budget of ~\$40 MM, producing ~\$600 MM worth of bulk vaccine product.

Merck Manufacturing Division

Biological Manufacturing, Senior Director: 1994-1997

- Responsible for a staff of ~75 professionals and 250 union employees involved in the manufacture of M-M-R® II, RECOMBIVAX HB®, Elspar®, Varivax® and Vaqta™.
- Responsible for the supply of launch materials for three new products: Varivax®, Vaqta® and COMVAX®.
- Responsible for Vaccine Operations' representation on the Company negotiation committee with the OCAW union.
- Responsible as point person for all major labor relations issues.
- Directs the organization in establishing production, cGMP, safety and environmental initiatives.
- Responsible for a budget of ~\$40-50 MM.

Merck Manufacturing Division

Biotechnology, Director: 1990-1994

- Responsible for the Biological Technical Services and Biological Process Engineering departments. The focus of these groups is to provide for technical implementation of new processes as well as process improvement and technology enhancement in Biological Manufacturing. In addition, a third area of responsibility includes the design and implementation of the Biotechnology Manufacturing Complex, a \$170 MM production facility.

- Direct the development and organization of ~50 staff scientists including cell biologists, microbiologists, virologists, biochemists, chemical engineers, biochemical engineers, and mechanical engineers.
- Manage a \$5.5+ MM budget.
- Direct the strategic objectives for the Biotechnology organization. Develop and lead the implementation of the vision for the Biotechnology area.
- Establish the objectives, productivity initiatives, and direction for each of the technical departments.
- Direct the cohesive partnership with Merck Research Laboratories on the process optimization and implementation of new products and processes.
- Responsible for creating an environment of risk-taking and empowerment to help the scientists/engineers to solve taxing and extremely difficult technical production problems.

E. I. DuPont de Nemours & Company

Biotechnology Development Group, Senior Research Supervisor: 1988-1990

- Responsible for the fermentation/Protein Purification Process Development, GMP Scale-Up groups and the Analytical and Fermentation research support groups. Group included 32 scientists and support personnel.
- Chaired the 1L-1 Development Subcommittee.
- Primary responsibility for the preparation of recombinant proteins and polypeptides to support all phases of clinical development through product licensing for therapeutic and diagnostic business groups.
- Responsible for the production for bulk antigen for support of commercial European sales of an AIDS test kit.
- Responsible for the development of a raw materials management system for the production of GMP clinical supplies.
- Responsible for the process development and production of multigram quantities of PAI for research studies in animals.
- Managed the development and supervision of 3 Ph.D. scientists, 5 M.S./B.S. scientists, and 24 B.S. technicians.
- Responsible for the development of state-of-the-art capability in cell harvesting using UF.

SmithKline & French Laboratories

Biopharmaceutical R&D

Scientific Coordination Biotechnology Research, Senior Investigator: 1987-1988

- Coordinate and facilitate scientific and technical aspects of research programs and feasibility studies in Biopharmaceutical R&D.
- Reporting directly to the V.P. of Biopharmaceutical R&D, manage interactions and serve as scientific liaison between Biopharmaceutical R&D and other areas of SK&F and SKB regarding coordination of research efforts.
- Coordinate AIDS diagnostic and vaccine development programs in collaboration with SK-Bioscience and SK-Biologicals.
- Associate Project Leader for the Malaria Vaccine Development Project.

- Scientific Program Coordinator for the AIDS Antiviral Research Program and the Third Generation Fibrinolytics Research Program.
- Coordinate and facilitate research efforts in collaboration with outside academic and industrial partners.
- Recommend priorities for research programs and feasibility studies within Biopharmaceutical R&D.
- Represent V.P. of Biopharmaceutical R&D on safety, facilities, and GMP committees internally and I.B.A. and P.M.A. committees externally.

***SmithKline & French Laboratories
Protein Biochemistry/Natural Products
Pharmacology Depts., Associate Investigator: 1984-1986***

- Completed formal management training at the Wharton School of Business, University of Pennsylvania.
- Implemented the use of Project Scheduling Network software for planning clinical production campaigns.
- Responsible for the institution of GMP procedures and compliance testing for large scale protein purification.
- Interacted with appropriate scientists (molecular genetics, fermentation, cell culture, and pharmaceuticals) and support functions (site services, regulatory compliance, engineering, etc.) in order to assure quality of clinical batches.
- Responsible for the supervision of the isolation/purification of clinical supplies of protein from rDNA sources.
- Responsible for writing the Manufacturing Control Instructions and Standard Operating Procedures according to GLP/GMP guidelines.
- Contributed to the design and completion of the purification scheme used to produce 75 grams of tissue plasminogen activator for pre-clinical Path/Tox studies, Phase I and II clinical trials.
- Responsible for the development of a raw materials management system for GMP production supplies.
- Assumed a major role in the successful completion of the preparation of two bulk malaria vaccines for clinical trials by planning and directing the actual process runs.
- Contributed to the preparation of three INDs.
- Increased the scientific capability of the group with personnel changes and equipment acquisitions.
- Proposed and implemented the acquisitions of high-tech robotics equipment for automation of tedious assays.
- Contributed to the design and completion of the purification scheme used in the production of Hepatitis B antigen and malaria antigen.
- Developed new rapid approaches to antibiotic discrimination.
- Participated on the R&D Chemical Health and Safety Committee as a member representing the Vice President of Biological R&D.
- Contributed to the design of the downstream protein purification facility in a Biopharmaceutical GMP Pilot Plant.

***SmithKline & French Laboratories
Natural Products Pharmacology Dept., Senior Scientist: 1982-1983***

- Assumed responsibility for the Recovery Group in Natural Products Pharmacology.
- Responsibilities included planning, scheduling, and reporting all experiments: interacted with four research program heads in the establishment and completion of objectives; supervision of five technicians; chairman of the Lead Evaluation Subcommittee.
- Designed the downstream processing facilities in a temporary pilot plant.
- Member of the Career Development Study Group.
- Developed straight forward approaches to antibiotic discrimination with a technological breakthrough.
- Introduced HPLC technology into the research group.
- Implemented the use of a computer data file for research data.

SmithKline & French Laboratories

Medicinal Chemistry Dept., Senior Medicinal Chemist: 1980-1982

- Responsible for the planning and scheduling of research in the antibiotic recovery area.
- Developed new techniques to aid in the early research stages of current AHP development project.
- Managed the development and supervision of 25 technicians/associates.

SmithKline & French Laboratories

Medicinal Chemistry Dept., Medicinal Chemist: 1977-1980

- Responsible for research in antibiotic discovery, purification and structure determination.
- Developed mini-resin screen for methods development: saves time and money.
- Supervision and development of two technicians.

SmithKline & French Laboratories

Medicinal Chemistry Dept., Associate Medicinal Chemist: 1973-1977

- Responsible for research in antibiotic discovery, purification and structure determination.

Purdue University

School of Pharmacy

Dept. of Medicinal Chemistry & Pharmacognosy, Research Assistant: 1972-1973

- Responsible for independent laboratory experimentation.

Purdue University

Graduate Teaching Assistant: 1971-1972

- Responsible for setting up and teaching laboratory classes in medicinal chemistry and pharmacognosy.

Schering Corporation

Antibiotic Isolation Dept., Laboratory Assistant: 1970-1971

- Responsible for carrying out independent laboratory experiments in the antibiotic isolation/ recovery group.

EDUCATION

Certificate in Business Administration
(MBA Core Courses)

University of Pennsylvania
Wharton Management Program
Philadelphia, PA
1983-1985

Advanced Graduate Courses
(Organic, analytical, and biochemistry)

Villanova University
Villanova, PA
1979-1980

Business Management Courses

Temple University
Philadelphia, PA
1976-1977

M.S.

Purdue University
West Lafayette, IN
Medicinal Chemistry & Pharmacognosy
Thesis: "Alkaloids of the Cactus Genus
Dolichothele"
1971-1973

B.S.

Jersey City State College
Jersey City, NJ
Biology (Major) and Chemistry
1967-1971

TRAINING

Harvard University Executive Business Program, 2000

Diversity Training, 1998

Covey Leadership Training, 1994

Seven Habits of Highly Effective People, 1993

Principle Centered Leadership, 1993

Advanced Management Seminar I, 1991

MPMD Management Meeting, 1990

Leadership Conference, DuPont Pharmaceuticals, 1990

Anatomy of Persuasion, Aubuchon & Associates, 1989

How to Supervise Better, Padgett/Thompson, 1988

Multimate Word Processing Course, SK&F, 1987

Lewis Allen Management Course, Lewis Allen Association, 1987

IBM PC Course, SK&F, 1986

Lotus 1-2-3 Course, SK&F, 1986

Good Manufacturing Practice for the Pharmaceutical & Allied Health Industries, Center for Professional
Advancement, 1986

Zymark Robotics Training Course, Zymark Corp., 1985

Burger Writing Course, SK&F, 1978

Supervisory Training Course, SK&F, 1977

High Pressure Liquid Chromatography, American Chemical Society, 1977

SOCIETIES & AFFILIATIONS

American Chemical Society (General and Microbial & Biochemical Technology Division)
Sigma Xi
Delaware Valley Chromatography Forum
Delaware Valley Robotics Interest Group (Vice Chairman, 1985-1986)
Pharmaceutical Manufacturers Association, Biological Section, Biotechnology Division
 Committee on Product Isolation and Purification - Vice Chairman (1987-1989)
 Committee on Process Development and Manufacturing - Vice Chairman (1989-1990)
 Biological and Biotechnology Section - Steering Committee (1990-Present)
Pennsylvania Biotechnology Association
 Board of Directors (1992-1993)
 President (1994-1995)
Governor Ridge's Network 21 - Biotechnology Task Force (1996)
PhRMA Adhoc Committee on Biological Weapons Convention (1996-Present)
International Society for Vaccines (1997)
Bioprocessing Resource Center, Inc., Board of Directors, (1997)

AWARDS

Cum laude graduate, Jersey City State College, 1971
Who's Who in American Colleges and Universities, 1971
Graduate Teaching Assistantship, Purdue University, 1971
Research Assistantship, Purdue University, 1972

SYMPOSIA CHAIRED/ORGANIZED

PMA Biological Section Spring Meeting, "Problems in Bioprocessing," Amelia Island, FL, May 1-3, 1989.
Biotech USA, "Production Scale Protein Purification," San Francisco, CA, October 2-4, 1989.
PMA Biological Section Fall Meeting, "Microheterogeneity of Recombinant Protein Products," Baltimore, MD, September 23-26, 1990.
PMA Biological and Biotechnology Section Spring Meeting, San Francisco, CA, May 5-8, 1991.
PMA Biological and Biotechnology Section Fall Meeting, "Regulation of Recombinant Products," Washington, DC, September 15-18, 1991.
PMA Biological and Biotechnology Section Spring Meeting, "Experiences with the EEC Approval Process," Orlando, FL, May 3-6, 1992.
PMA PERI Course Instructor, Biotechnology Quality Control, "Principles of Protein Isolation and Purification," 1992-1993.
PMA Biological and Biotechnology Section Spring Meeting, "Workshop on Multiproduct Facility Drugs," May 10, 1994.
BIO '96 Biotechnology Industry Organization International Meeting, "Planning for Biotech Manufacturing," June, 1996.

PUBLICATIONS

Sitrin, R. D., Chan, G., Dingerdissen, J. J., DeBrosse, C., Mehta, R., Roberts, G., Rottschaefter, S., Staiger, D., Valenta, J., Snader, K., and Hoover, J. R. 1988. Isolation and Structure Determination of Pacybasium Cerebrosides which Potentiate the Antifungal Activity of Aculeacin. *J. Antibiotics*, 41, 469-480.

Dingerdissen, J. J., Sitrin, R. D., DePhillips, P. A., Giovenella, A. J., Grappel, S. F., Meta, R. J., Oh, Y. K., Pan, C. H., Roberts, G. D., Shearer, M. C., and Nisbet, L. J. 1987. Actinoidin A2, A Novel Glycopeptide: Production, Preparative HPLC Separation and Characterization. *J. Antibiotics*, 40, 165-172.

Sitrin, R. D., DePhillips, P. A., and Dingerdissen, J. J. 1987. Preparative Reversed-phase HPLC of Polar Fermentation Products. *J. Ind. Microbiology*, 27, 65-75.

Sitrin, R. D., Dingerdissen, J. J., DePhillips, P., Erhard, K., and Filan, J. 1986. Preparative Liquid Chromatography: A Strategic Approach. *June LC/GC Magazine*.

Folena-Wassermann, G., Poehland, B., Yeung, W-K., Staiger, D., Killmer, K. D., Snader, K., Dingerdissen, J. J., and Jeffs, P. 1986. Kibdelins (AAD-609) Novel Glycopeptide Antibiotics. II. Isolation, Purification and Structure. *J. Antibiotics*, 39:1395.

Sitrin, R. D., Dingerdissen, J. J., DePhillips, P., Erhard, K., and Filan J. 1985. Recent Advances in the Preparative Chromatography of Low Molecular Weight Substances, Application of Liquid Chromatography to the Development of Pharmaceuticals, I. W. Wainer, Aster Publishing Corp.

Sitrin, R. D., Chan, G., DeBrosse, C., Dingerdissen, J. J., Hoover, J., Jeffs, P., Roberts, G., Rottschaefer, S., Valenta, J., and Snader, K. 1985. Aridicins, Novel Glycopeptide Antibiotics: Isolation and Chemical Characterization. *J. Antibiotics*, 38, 561-571.

Chan, J. A., Shultis, E. A., Dingerdissen, J. J., DeBrosse, C. W., Roberts, G. D., and Snader, K. M. 1984. Chlorocardicin, A Monocyclic B-lactam from a *Streptomyces* Sp.: Isolation, Physicochemical Properties and Structure Determination. *J. Antibiotics*, 38, 133-138.

Sitrin, R. D., DePhillips, P. A., Chan, G. W., Dingerdissen, J. J., and Snader, K. M. 1984. Practical Aspects of Preparative Reverse Phase HPLC. Eighth International Symposium on Column Liquid Chromatography. (May 20-25)

Sitrin, R. D., Chang, G. W., DePhillips, P. A., Dingerdissen, J. J., Valenta, J. R., and Snader, K. M. 1983. Preparative Reversed Phase HPLC as a Recovery and Purification Process for Non-Extractable Polar Antibiotics. ACS National Meeting, Division of Microbial and Biochemical Technology. Symposium on Recovery and Purification of Fermentation Products, ACS Symposium Series, ACS Publishing.

Dingerdissen, J. J. and McLaughlin, J. L. 1973. Cactus Alkaloids. XXII. *Dolichothele surculose* and Other *Dolichothele* Species. *Lloydia* 36.419.

Dingerdissen, J. J. and McLaughlin, J. L. 1973. Cactus Alkaloids. XXI. B-Phenethylamines from *Dolichothele spaerica*. *Lloydia* 36.419.

PRESENTATIONS

Dingerdissen, J. J., 1994. Pennsylvania Biotechnology Association 4th Annual Symposium, President's Address: "Reengineering the Bioenterprise," April 26, 1994, Philadelphia, PA.

Dingerdissen, J. J., 1990. PMA Biotechnology Quality Control Training Course, Principles of Protein Isolation and Purification.

Hayman, A. C., Reilly, T. M., Walton, H. L., Wagner, L. W., Sowa, P. C., Yates, R. A., Seetharam, R., Lischwe, M. A., Breth, L. A., Dingerdissen, J. J., 1990. Economical multi-gram preparation of biologically active recombinant Plasminogen Activator Inhibitor-1 from *Escherichia coli*. 10th International Congress of Fibrinolysis, Indianapolis, IN.

Dingerdissen, J. J. and Rosenberg, M. 1988. The Role of Biotechnology in Pharmaceutical R&D. HPLC 88, Washington, DC.

Folena-Wasserman, G., Inacker, R., Cohen-Silverman, C., Rosenbloom, J., Sitrin, R., DePhillips, P., Dingerdissen, J. J. 1987. Purification strategy for recombinant DNA malaria antigens expressed in *E. coli*. American Society for Biological Chemistry, Philadelphia, PA.

Sitrin, R., DePhillips, P., DiPaolo, M., Dingerdissen, J. J., Inacker, R., Folena-Wasserman, G. 1987. Preparative HPLC and biotechnology. 194th ACS National Meeting, Division of Microbial and Biochemical Technology, Symposium in Bioseparations: Processes and Unit Operations, New Orleans, LA.

Folena-Wasserman, G., Inacker, R., Cohen-Silverman, C., Rosenbloom, J., Sitrin, R., DePhillips, P., and Dingerdissen, J. J. 1987. Purification strategy for recombinant DNA malaria antigens expressed in *E. coli*. American Society of Biological Chemists, Philadelphia, PA. Abstract No. 2037.

Del Tito, B. and Dingerdissen, J. J. 1986. Lowry assay for the measurement of total protein using robotics. Fourth International Symposium on Laboratory Robotics, Boston, MA.

Dingerdissen, J. J., Sitrin, R., DePhillips, P., Folena-Wasserman, G., and Zabriskie, D. 1986. Malaria Vaccine: Purification scale up strategies. Poster Session, Division of Microbial and Biochemical Technology, ACS 192nd National Meeting, Anaheim, CA.

Folena-Wasserman, G., Inacker, R., Rosenbloom, J., Sitrin, R., DePhillips, P., Dingerdissen, J. J., Strickler, J., Gross, M., and Young, J. 1986. Purification of rDNA sporozoite malaria vaccine expressed in *E. coli*. Division of Microbial and Biochemical Technology, ACS 192nd National Meeting, Anaheim, CA.

Nisbet, L. J., Shearer, M. C., Rake, J. B., Dingerdissen, J. J., DiPaolo, M. J., Sitrin, R. D., Allaudeen, H. S., Giovenella, A. J., Grappel, S. F., Carr, S. A., Heald, S. L., Roberts, G. D., Christensen, S. B., and Jeffs, P. W. 1986. Discovery, comparative antibacterial activity, and structure elucidation of AAJ-271. A novel group of glycopeptides. Poster Session, Interscience Conference on Antimicrobial Agents and Chemotherapy, New Orleans, LA.

Sitrin, R., DePhillips, P., and Dingerdissen, J. J. 1986. Preparative reversed-phase high performance liquid chromatography. Biotechnology Interface Seminar, Deerfield Beach, FL.

Folena-Wasserman, G., Inacker, R., Rosenbloom, J., and Strickler, J. 1986. Use of high performance liquid chromatography for assay, purification, and characterization of recombinant malaria vaccine candidate. 10th International Symposium on Column Liquid Chromatography, San Francisco, CA. Abstract No. 0218.

Dingerdissen, J. J., DePhillips, P., Burke, M., DiPaolo, M., and Sitrin, R. 1986. Scaling up of difficult reversed-phase HPLC separations using 150-20 micron packing. Symposium on Preparative Liquid Chromatography, Washington, DC.

Dingerdissen, J. J., DePhillips, P., and Sitrin, R. 1986. Scaling up of difficult reversed-phase HPLC separations using 15-20 micron packing. Second Preparative Liquid Chromatography Symposium, Washington, DC.

Chan, J. A., Simolike, G. S., Bartus, H. F., Hoffman, G. A., Johnson, R. K., Mirabelli, C. K., Dingerdissen, J. J., Sitrin, R. D., and Crooke, S. T. 1985. Initial biological and chemical characterization of a novel macromolecular antitumor antibiotic AAC-345. Poster Session, Interscience Conference on Antimicrobial Agents and Chemotherapy, Minneapolis, MN.

Dingerdissen, J. J., DePhillips, P. A., and Sitrin, R. D. 1985. Recent advances in preparative liquid chromatography instrumentation. Preparative Scale Liquid Chromatography Symposium, Washington, DC.

Dingerdissen, J. J., King, R. T., LaDuca, S., Mehta, R. J., Phelan, C. G., Rake, J. B., Valenta, J. R., and Nisbet, L. J. 1985. Prescreens for cell wall active antibiotics and the development of effective discrimination systems for selecting novel compounds. Poster Session, Interscience Conference on Antimicrobial Agents and Chemotherapy, Minneapolis, MN.

Wasserman, G., Poehland, B. L., Killmer, L. B., Yeung, W. K., Jeffs, P. W., Dingerdissen, J. J., Shearer, M. C., Grappel, S. F., Pan, C. H., and Nisbet, L. J. 1985. Affinity isolation and characterization of new glycopeptide antibiotics from SK&F AAD-609. Poster Session, Interscience Conference on Antimicrobial Agents and Chemotherapy, Minneapolis, MN.

Sitrin, R., DePhillips, P., Dingerdissen, J. J., and DiPaolo, M. 1985. Preparative reversed-phase chromatography of natural products. Eastern Analytical Symposium, New York, NY.

Dingerdissen, J. J. 1983. Preparative large scale liquid chromatography. Gordon Conference on Separation and Purification.

PATENTS

1987 - J. J. Dingerdissen, R. Mehta, M. C. Shearer, G. F. Wasserman. *Kibdelosporangium aridum* SKF AAD-609. No. 4, 694,069.

:psd
d:\msoffice\winword\docs\jjd\resume.doc
12/27/00

INTENTIONALLY BLANK.

CURRICULUM VITAE

- NAME:** William H. Habig
- PLACE OF BIRTH:** Newark, New Jersey
- MARITAL STATUS:** Married, three children
- EDUCATION:** 1964 - B.S. - Rutgers University, New Brunswick, New Jersey in "Preparation for Research" curriculum
- 1968 - Ph.D. (Biochemistry) – University of Vermont, Burlington, Vermont.
- EXPERIENCE:**
- Jul. 1995 – present Director, R&D Quality Assurance, Centocor, Inc., Malvern, PA – responsible for GCP, GLP, environmental, and health compliance programs
- Nov. 1988-Jun.1995: - Deputy Director, Division of Bacterial Products, Center for Biologics Evaluation and Research, FDA.
- Jul. 1984-Jun. 1995: - Chief, Laboratory of Bacterial Toxins, Center for Biologics Evaluation and Research, FDA. Research and Regulation
- Nov. 1975-Jun 1984: - Research Chemist, Laboratory of Bacterial Toxins, Center for Biologics Evaluation and Research, FDA. Research on bacterial vaccines, toxins, and adjuvants. Extensive involvement in regulatory affairs, including IND and license evaluation and inspections.
- Sept. 1972-Oct. 1975: - Staff Fellow, Laboratory of Biochemistry and Metabolism, NIAMDD, NIH. Advisor: Dr. W.B. Jakoby. Research on glutathione transferases, liver detoxification enzymes.
- Feb. 1971-July 1972: - Postdoctoral Fellow, Division of Laboratories and Research, New York State Dept. of Health, Albany, NY 12201. Dr. Donald S. Berns. Studied biliproteins from blue-green algae. Joint appointment as Research Associate, Dept. of Biochemistry, Albany Medical College.
- Sept. 1968-Jan. 1971: - Biochemist (as Captain, U.S. Army) at Walter Reed Army Medical Center, Microbiology Division, Washington, D.C. Studied several antigens of *Yersinia pestis*, particularly the capsular antigen and cytochromes.
- 1964-1968 - Graduate Research Assistant, Dept. of Microbiology and Biochemistry, University of Vermont. Advisor: Dr. David Racusen. Thesis title: A High Molecular Weight Malate Dehydrogenase in Leaves.

AWARDS:

- 1995: FDA Distinguished Career Service Award
- 1995: Certificate of Appreciation (for significant contributions to training at CBER)
- 1994: Certificate of Appreciation (US-Egypt Cooperative Health Program)
- 1993: FDA Group Recognition Award (Childhood Vaccine Group)
- 1993: FDA Superior Service Award (for exemplary leadership in fulfilling scientific and regulatory missions of CBER)
- 1992: FDA Group Recognition Award (Desert Shield/Storm Task Force)
- 1991: FDA Award of Merit (Group Award)
- 1988: Ref. No. 9 in Publications list identified as "Citation Classic" (cited more than 1,000 times) by Current Contents
- 1988: FDA Commendable Service Award (critical and effective reviews of diverse and complex applications)
- 1988: FDA Commendable Service Award (Group Award)
- 1986 and 1982: Employee Suggestion Awards
- 1982 - 1991: Analytical Biochemistry Editorial Board
- 1968: Distinguished Honor Graduate, Medical Field Service School, Fort Sam Houston, Texas

MEMBERSHIPS (CURRENT):

- American Association for the Advancement of Science
- Parenteral Drug Association

OTHER ACTIVITIES:

- Member of Analytical Biochemistry Editorial Board (1982-1991; 2000 - 2006)

PUBLICATIONS

1. Habig, W.H. and D. Racusen. 1968. A malate dehydrogenase of high molecular weight from bean leaves. *Can. J. Bot.* 46:719.
2. Habig, W.H. and D. Racusen. 1969. The effect of light on ribulose diphosphate carboxylase in albino corn leaves. *Can. J. Bot.* 47:1051.
3. Abeles, F.B., R.P. Bosshart, L.E. Forrence, and W.H. Habig. 1970. Preparation and purification of glucanase and chitinase from bean leaves. *Plant Physiol.* 47:129.
4. Habig, W.H., B.W. Hudson, J.D. Marshall, D.C. Cavanaugh, and J.H. Rust. 1971. Evidence for molecular heterogeneity of the specific antigen (Fraction-1) of *Pasteurella pestis*. *Infect. Immun.* 3:498.
5. Rust, J.H., S. Berman, W.H. Habig, J.D. Marshall, and D.C. Cavanaugh. 1972. Stable reagent for the detection of antibody to the specific fraction 1 antigen of *Yersinia pestis*. *Applied Microbiol.* 23:721.
6. Pabst, M.J., W.H. Habig, and W.B. Jakoby. 1973. Mercapturic acid formation: The several glutathione transferases of rat liver. *Biochem. Biophys. Res. Commun.* 52:1123.
7. MacColl, R.M., W.H. Habig, and D.S. Berns. 1973. Characterization of phycocyanin from *Chroomonas* species. *J. Biol. Chem.* 248:7080.
8. Habig, W.H. and D. Racusen. 1974. An apparent oligomer of malate dehydrogenase from bean leaves. *Plant physiol.* 53:402.
9. Habig, W.H., M.J. Pabst, and W.B. Jakoby. 1974. Glutathione S-transferases: The first enzymatic step in mercapturic acid formation. *J. Biol. Chem.* 249:7130.
10. Pabst, M.J., W.H. Habig, and W.B. Jakoby. 1974. Glutathione transferase A: A novel kinetic mechanism in which the major reaction pathway depends on substrate concentration. *J. Biol. Chem.* 249:7140.
11. Habig, W.H., M.J. Pabst, G. Fleischner, Z. Gatmaitan, I.M. Arias, and W.B. Jakoby. 1974. The identity of glutathione transferase B with ligandin, a major binding protein of liver. *Proc. Nat. Acad. Sci. U.S.A.* 71:3879.
12. Habig, W.H., J.H. Keen, and W.B. Jakoby. 1975. Glutathione S-transferase in the formation of cyanide from organic thiocyanates and as an organic nitrate reductase. *Biochem. Biophys. Res. Commun.* 64:501.
13. Nemoto, N., H.V. Gelboin, W.H. Habig, J.N. Ketley, and W.B. Jakoby. 1975. K Region benzo(a)pyrene 4, 5-oxide is conjugated by homogeneous glutathione S-transferases. *Nature* 255:512.
14. Cagen, L.M., J.J. Pisano, J.N. Ketley, W.H. Habig, and W.B. Jakoby. 1975. The conjugation of prostaglandin A₁ and glutathione catalyzed by homogeneous glutathione S-transferases from human and rat liver. *Biochem. Biophys. Acta.* 298:205.
15. Ketley, J.N., W.H. Habig, and W.B. Jakoby. 1975. Binding of non-substrate ligands to the glutathione S-transferases. *J. Biol. Chem.* 250:8670.

PUBLICATIONS

16. Kamisaka, K., W.H. Habig, J.N. Ketley, I.M. Arias, and W.B. Jakoby. 1975. Multiple forms of human glutathione S-transferase and their affinity for bilirubin. *Eur. J. Biochem.* 60:153.
17. Jakoby, W.B., W.H. Habig, J.H. Keen, J.N. Ketley, and M.J. Pabst. 1976. Glutathione S-transferases: catalytic aspects. *In Glutathione: Metabolism and Function.* (I.M. Arias and W.B. Jakoby, eds.) pp. 189-202. Raven Press, New York.
18. Habig, W.H., K. Kamisaka, J.N. Ketley, M.J. Pabst, I.M. Arias, and W.B. Jakoby. 1976. The human hepatic glutathione S-transferases. *In Glutathione: Metabolism and Function.* (I.M. Arias and W.B. Jakoby, eds.) pp. 225-231. Raven Press, New York.
19. Habig, W.H., M.J. Pabst, and W.B. Jakoby. 1976. Glutathione S-transferase AA from rat liver. *Arch. Biochem. Biophys.* 175:710.
20. Keen, J.H., W.H. Habig, and W.B. Jakoby. 1976. Mechanism for the several activities of the glutathione S-transferases. *J. Biol. Chem.* 251:6183.
21. Ledley, F.D., G. Lee, L.D. Kohn, W.H. Habig, and M.C. Hardegree. 1977. Tetanus toxin interactions with thyroid plasma membranes: Implications for the structure and function of tetanus toxin receptors and potential pathophysiological significance. *J. Biol. Chem.* 252:4049.
22. Habig, W.H., E. Grollman, F.D. Ledley, M.F. Meldolesi, S.M. Aloj, M.C. Hardegree, and L.D. Kohn. 1978. Tetanus toxin interactions with the thyroid: Decreases toxin binding to membranes from a thyroid tumor with a thyrotropin receptor defect and *in vivo* stimulation of thyroid function. *Endocrinology.* 102:844.
23. Marcus, C., W.H. Habig, and W.B. Jakoby. 1978. Glutathione transferase from human erythrocytes: Nonidentity with the enzymes from liver. *Arch. Biochem. Biophys.* 188:287.
24. Lee, G., E. Consiglio, W.H. Habig, S. Dyer, C. Hardegree, and L.D. Kohn. 1978. Structure: Function studies of receptors for thyrotropin and tetanus toxin: Lipid modulation of effector binding to the glycoprotein receptor component. *Biochem. Biophys. Res. Commun.* 83:313.
25. Alving, C.R., W.H. Habig, K.A. Urban, and M.C. Hardegree. 1979. Cholesterol-dependent tetanolysin damage to liposomes. *Biochem. Biophys. Acta.* 551:224.
26. Lee, G., E.F. Grollman, S. Dyer, F. Benguinot, L.D. Kohn, W.H. Habig, and M.C. Hardegree. 1979. Tetanus toxin and thyrotropin interaction with rat brain membrane preparations. *J. Biol. Chem.* 254:3826.
27. Habig, W.H. and M.C. Hardegree. 1979. Tetanus immunization (Letter to the Editor). *J. Am. Med. Assoc.* 241:884.
28. Ramos, S., E.F. Grollman, P.S. Lazo, S.A. Dyer, W.H. Habig, M.C. Hardegree, H.R. Kaback, and L.D. Kohn. 1979. Effect of tetanus toxin on the accumulation of the percent lipophilic cation tetraphenylphosphonium by guinea pig brain synaptosomes. *Proc. Natl. Acad. Sci. U.S.A.* 76:4783.
29. Habig, W.H., M.C. Hardegree, and L.D. Kohn. 1980. Tetanus toxin: Structure-function relationships. *In Frontiers in Protein Chemistry.* (T.-Y. Liu, G. Mamarya, and K.T. Yasunobu, eds.) Elsevier-North Holland, New York, pp. 435-445.

PUBLICATIONS

30. Jakoby, W.B. and W.H. Habig. 1980. The glutathione transferases. *In* Enzymatic basis of detoxication. (W.B. Jakoby, ed.) Academic Press, New York, pp. 63-94.
31. An der Lan, B., W.H. Habig, M.C. Hardegree, and A. Chrambach. 1980. Heterogeneity of ¹²⁵I-tetanus toxin in IFPA and PAGE. *Arch. Biochem. Biophys.* 200:206.
32. Morris, N., E. Consiglio, L.D. Kohn, W.H. Habig, M.C. Hardegree, and T.B. Helting. 1980. Interaction of fragments B and C of tetanus toxin with neural and thyroid membranes and with gangliosides. *J. Biol. Chem.* 255:6071.
33. Schneerson, R., J.B. Robbins, O. Barrera, A. Sutton, W.H. Habig, M.C. Hardegree, and J. Chaimovich. 1980. *Haemophilus influenzae* Type B polysaccharide-protein conjugates: Model for a new generation of capsular polysaccharide vaccines. *In* New Developments with Human and Veterinary Vaccines. (A. Mizrahi, I. Hertman, M.A. Klingberg, and A. Kohn, eds.) Alan R. Liss, New York, pp. 51-76.
34. Habig, W.H. and W.B. Jakoby. 1981. Assays for the glutathione S-transferases. *In* Methods in Enzymology, Vol. 77, Detoxication and Drug Metabolism: Conjugation and Related Systems. (S.P. Colowick and N.O. Kaplan, editor-in-chief.) Academic Press, New York, 398-405.
35. Habig, W.H. and W.B. Jakoby. 1981. Glutathione S-Transferases (rat and human). *In* Methods in Enzymology, Vol. 77, Detoxication and Drug Metabolism: Conjugation and Related Systems. (S.P. Colowick and N.O. Kaplan, editor-in-chief.) Academic Press, New York, 218-231.
36. Habig, W.H., L.D. Kohn, and M.C. Hardegree. 1982. Tetanus toxin-structure and function. *In* Bacterial Vaccines (Seminars in Infectious Diseases, Vol. 4, J.B. Robbins, et al., eds.). Thieme-Stratton, New York, 48-53.
37. Laird, W.J., W. Aaronson, R.P. Silver, W.H. Habig, and M.C. Hardegree. 1980. Plasmid-associated toxinogenicity of *Clostridium tetani*. *J. Infect. Dis.* 142:623.
38. Yavin, E., Z. Yavin, W.H. Habig, M.C. Hardegree, and L.D. Kohn. 1981. Tetanus toxin association with developing neuronal cell cultures: Kinetic parameters and evidence for ganglioside-mediated internalization. *J. Biol. Chem.* 256:7014-7022.
39. Goldberg, R.L., T. Costa, W.H. Habig, L.D. Kohn, and M.C. Hardegree. 1981. Characterization of Fragment C and tetanus toxin binding to rat brain membranes. *Molec. Pharmacol.* 20:565-570.
40. Schrier, B.K., E.A. Neale, P.K. Sher, K.F. Swaiman, D.E. Brenneman, K.-W. Cheng, W.H. Habig, W.H. Oertel, and P.G. Nelson. 1981. GABA uptake and other cell markers distinguish cell types in drug toxicity studies with dispersed cultures of developing CNS cells. *In* Problems in GABA Research. (Y. Okada and E. Roberts, eds.) Excerpta Medica, Amsterdam, p. 268-279.
41. Keen, J.H., R.F. Maxfield, M.C. Hardegree, and W.H. Habig. 1982. Receptor-mediated endocytosis of diphtheria toxin by cells in culture. *Proc. Natl. Acad. Sci. USA.* 79:2912-2916.
42. Bergery, G.K., R.L. MacDonald, W.H. Habig, M.C. Hardegree, and P.G. Nelson. 1983. Tetanus toxin: convulsant action on mouse spinal cord neurons in culture. *J. Neuroscience* 3:2310-2323.

PUBLICATIONS

43. Rottem, S., R.M. Cole, W.H. Habig, M.F. Barile, and M.C. Hardegree. 1982. Structural characteristics of tetanolysin and its binding to lipid vesicles. *J. Bact.* 152:888-892.
44. Habig, W.H. 1983. Glutathione S-transferases: Versatile enzymes of detoxication. *In* Radioprotectors and Anticarcinogens (O.F. Nygaard and M.G. Simic, eds.) Academic Press, New York, pp. 169-190.
45. Brenneman, D.E., E.A. Neale, W.H. Habig, L.M. Bowers, and P.G. Nelson. 1983. Developmental and neurochemical specificity of neuronal deficits produced by electrical impulse blockade in dissociated spinal cultures. *Develop. Brain Res.* 9:13-27.
46. Habig, W.H., J.G. Kenimer, and M.C. Hardegree. 1983. Retrograde axonal transport of tetanus toxin: Toxin mediated antibody transport. *In* Frontiers in Biochemical and Biophysical Studies of Proteins and membranes. (T.Y. Liu et al, eds.) Elsevier, New York, pp. 463-473.
47. Kenimer, J.G., W.H. Habig, and M.C. Hardegree. 1983. Monoclonal antibodies as probes of tetanus toxin structures and function. *Infect. Immun.* 42:942-948.
48. Blumenthal, R. and W.H. Habig. 1984. The mechanism of tetanolysin-induced membrane damage: Studies with black lipid membranes. *J. Bacteriol.* 157:321-323.
49. Yavin, E. and W.H. Habig. 1984. Binding of tetanus toxin to somatic neural hybrid cells with varying ganglioside composition. *J. Neurochem.* 42:1313-1320.
50. Helting, T.B. and W.H. Habig. Structural Relationship, Toxicity, binding activity and immunogenicity of tetanus toxin fragments. *In* Bacterial Protein Toxins (J.E. Alouf et al., eds.) Academic Press, London, pp. 413-420.
51. Finn, C.W., R.P. Silver, W.H. Habig, M.C. Hardegree, G. Zon, and C.F. Garon. 1984. The structural gene for tetanus neurotoxin is on a plasmid. *Science.* 224:881-884.
52. Habig, W.H., W.B. Jakoby, C. Guthenberg, B. Mannervik, and D.L. Vander Jagt. 1984. 2-Propylthiouracil does not replace glutathione for the glutathione S-transferases. *J. Biol. Chem.* 259:7409-7410.
53. Neale, E.A., P.K. Sher, B.I. Graubard, W.H. Habig, S.C. Fitzgerald and P.G. Nelson. 1985. Differential toxicity of chronic exposure to phenytoin, phenobarbital, or carbamazepine in cerebral cortical cell cultures. *Pediatric Neurology* 1:143-150.
54. Sher, P.K., E.A. Neale, B.I. Graubard, W.H. Habig, S.C. Fitzgerald, and P.G. Nelson. 1985. Differential Neurochemical effects of chronic exposure of cerebral cortical cell culture to valproic acid, diazepam, or ethosuximide. *Pediatric Neurology* 1:232-237.
55. Lin, C.S., W.H. Habig, and M.C. Hardegree. 1985. Antibodies against the light chain of tetanus toxin in human sera. *Inf. Immun.* 49:111-115.
56. Critchley, D.R., P.G. Nelson, W.H. Habig, and P.H. Fishman. 1985. Fate of tetanus toxin bound to the surface of primary neurons in culture: Evidence for rapid internalization. *J. Cell Biol.* 100:1499-1507.
57. Critchley, D.R., W.H. Habig, and P.H. Fishman. 1986. Re-evaluation of the role of gangliosides as receptors for tetanus toxin. *J. Neurochem.* 47:213-222.

PUBLICATIONS

58. Pierce, E.J., M.D. Davison, R.G. Parton, W.H. Habig, and D.R. Critchley. 1986. Characterization of tetanus toxin binding to rat brain membranes. Evidence for a high affinity proteinase-sensitive receptor. *Biochem. J.* 236:845-852.
59. Habig, W.H., H. Bigalke, G.K. Bergey, E.A. Neale, M.C. Hardegree, and P.G. Nelson. 1986. Tetanus toxin in dissociated spinal cord cultures: Long-term characterization of form and action. *J. Neurochem.* 47:930-937.
60. Rappaport, E.B., P.J. Snoy, W.H. Habig, and R.W. Bright. 1987. Effects of exogenous growth hormone on growth plate cartilage in rats. *Amer. J. Dis. Child.* 141:497-501.
61. Habig, W.H. 1988. Biological Detoxification in 1988 Yearbook of Science and Technology (S.P. Parker, ed.). McGraw Hill, New York, pp. 453-456.
62. Habig, W.H., T. Holohan and T. Phillips. 1988. Circulating Immune Complexes after DTP Immunization (Letter to the Editor). *J. Pediatrics* 112:162-163.
63. Habig, W.H., J.L. Halpern, K.A. Groover, W. Lindner, and F.A. Roby. 1989. Synthetic peptides of tetanus toxin: Use as immunogens and structural probes in Proceedings of Eighth International Conference on Tetanus (G. Nistico, B. Bizzini, B. Bytchenko and R. Triaui, eds.). Pythagora Press, Rome, pp. 208-216.
64. Habig, W.H., E.A. Neale, J.G. Kenimer, J.L. Halpern, and M.C. Hardegree. 1989. Properties of a unique monoclonal antibody against tetanus toxin in Proceedings of Eighth International Conference on Tetanus (G. Nistico, B. Bizzini, B. Bytchenko and R. Triaui, eds.). Pythagora Press, Rome, pp. 66-70.
65. Neale, E.A., W.H. Habig, B.K. Schrier, G.K. Bergey, L.M. Bowers, and J. Koh. 1989. Applications of tetanus toxin for structure-function studies in neuronal cell cultures in Proceedings of Eighth International Conference on Tetanus (G. Nistico, B. Bizzini, B. Bytchenko and R. Triaui, eds.). Pythagora Press, Rome, pp. 58-65.
66. Bittner, M.A., W.H. Habig, and R.W. Hotz. 1989. Isolated light chain of tetanus toxin inhibits exocytosis: Studies in digitonin-permeabilized cells. *J. Neurochem.* 53:966-968.
67. Bergey, G.K. W.H. Habig, J.I. Bennett and C.S. Lin. 1989. Proteolytic cleavage of tetanus toxin increases activity. *J. Neurochem.* 53:155-161.
68. Eklund, M.W., F.T. Poysky, and W.H. Habig. 1989. Bacteriophages and plasmids in *Clostridium botulinum* and *Clostridium tetani* and their relationship to production of toxins in Botulinum Neurotoxins and Tetanus Toxin (L.L. Simpson, ed.). Academic Press, New York, pp. 25-51.
69. Halpern, J.L., L.A. Smith, K.B. Seamon, K.A. Groover and W.H. Habig. 1989. Sequence homology between tetanus and botulinum toxins detected by an antipeptide antibody. *Inf. Immun.* 57:18-22.
70. Paul-Murphy, J., L.J. Gershwin, E. Benveniste-Thatcher, M.E. Fowler, and W.H. Habig. 1989. Immune Response of the Llama (*Lama glama*) to Tetanus Toxioid Vaccination. *Am. J. Vet. Res.* 50:1279-1281
71. Halpern, J.L., W.H. Habig, E.A. Neale and S. Stibitz. 1990. Cloning and Expression of functional Fragment C of tetanus toxin. *Inf. Immun.* 58:1004-1009.

PUBLICATIONS

72. Rottem, S., K. Groover, W.H. Habig, M.F. Barile, and M.C. Hardegree. 1990. Transmembrane diffusion channels in *Mycoplasma gallisepticum* induced by tetanolysin. *Inf. Immun.* 58:598-602.
73. Halpern, J.L., W.H. Habig, H. Trenchard and J.T. Russell. 1990. Effect of tetanus toxin on oxytocin and vasopressin release from nerve endings of the neurohypophysis. *J. Neurochem.* 55:2072-2078.
74. Ansher, S.S., W.C. Thompson and W. Habig. 1991. Vaccine-induced alterations in hepatic drug metabolism. *Vaccine* 9:277-283.
75. Habig, W.H. and D.L. Tankersley. 1991. Tetanus in Vaccines and Immunotherapy (S.J. Cryz, ed.). Pergamon Press, Elmsford, N.Y. pp13-19.
76. Ansher, S.S., W.C. Thompson, R.K. Puri and W.H. Habig. 1992. The effects of interleukin-2 and alpha-interferon administration on hepatic drug metabolism in mice. *Cancer Res.* 52:262-266.
77. Habig, W.H. 1992. Potency testing of bacterial vaccines for human use. *Vet. Microbiol.* 37:343-51
78. Ansher, S., W. Thompson, P. Snoy and W. Habig. 1992. Role of endotoxin in alterations of hepatic drug metabolism by Diphtheria and Tetanus Toxoids and Pertussis Vaccine Adsorbed. *Infect. Immun.* 60:3790-8
79. Dragunsky, E.M., E. Rivera, W. Aaronson, T.M. Dolgala, H.D. Hochstein, W.H. Habig and I.S. Levenbook. 1992. Experimental evaluation of antitoxic protective effect of new cholera vaccines in mice. *Vaccine.* 10:735-6
80. Johnson, V.G., P. Nicholls, W.H. Habig and R. Youle. 1993. The role of proline 345 in diphtheria toxin translocation. *J. Biol. Chem.* 268:3514-9
81. Halpern, J.I. and Habig, W.H. (1993). An overview of some issues in the licensing of botulinum toxins. In: Botulinum and tetanus neurotoxins: Neurotransmission and biomedical aspects. E.d. B.R. Das Gupta. Plenum Press 665-669

ABSTRACTS

1. Habig, W.H. and D.S. Burns. 1972. Isoelectric focusing of C-phycocyanins. *Fed. Proc.* 31:863.
2. Fleischner, G., R. Kirsch, K. Kamisaka, I. Listowsky, Z. Gatmaitan, W. Habig, M. Pabst, W. Jakoby, and I.M. Arias. 1974. Identity of ligandin (Y protein) and glutathione transferase B: Its role in ethacrynic acid metabolism and organic anion transport in kidney and liver. *Gastroenterology* 67:792.
3. Ketley, J.N., W.H. Habig, and W.B. Jakoby. 1975. Rat liver glutathione S-transferases: A family of binding proteins. *Fed. Proc.* 34:504.
4. Fleischner, G., K. Kamisaka, W.H. Habig, W. Jakoby, and I.M. Arias. 1975. Human ligandin: Characterization and quantitation. *Gastroenterology* 68:821.
5. Keen, J.H., W.H. Habig, and W.B. Jakoby. 1976. Mechanism of the glutathione S-transferase reaction. *Fed. Proc.* 35:404.
6. Habig, W.H., F.D. Ledley, G. Lee, M.C. Hardegree and L.D. Kohn. 1977. Tetanus toxin interactions with thyrotropin (TSH) receptors. *Fed. Proc.* 36:2305.
7. Hardegree, M.C., W.H. Habig, and L.D. Kohn. 1977. Tetanus toxins: Interactions with membranes. Abstracts of National Pediatrics Conference, Minneapolis, pp. 25-26.
8. Grollman, E.F., W.H. Habig, F. Beguinot, S. Dyer and G. Lee. 1978. Tetanus toxin interactions with the glycoprotein component of the TSH receptor: Lipid modulation of receptor expression. *Fed. Proc.* 37:1399.
9. Macdonald, R.L., G.K. Bergey, and W.H. Habig. 1979. Convulsant action of tetanus toxin on mammalian neurons in cell culture. *Neurology* 29:588.
10. Yavin, E., Z. Yavin, W. H. Habig, M.C. Hardegree, and L.D. Kohn. 1980. Binding and internalization of ¹²⁵I-tetanus toxin in cerebral cell cultures. *Society for Neuroscience Abstracts* 6:258.
11. Neale, E.A., K.F. Swaiman, B.K. Schrier, W.H. Habig, and P.G. Nelson. 1980. Anticonvulsant toxicity: Chronic phenytoin exposure decreases neuronal cell number in cell cultures from fetal mouse cerebral cortex. *Society for Neuroscience Abstract* 6:641.
12. Keen, J.H., F.R. Maxfield, and W.H. Habig. 1981. Receptor-mediated endocytosis of diphtheria toxin by cultured cells. *Fed. Proc.* 40:1580.
13. Bergey, G.K., Nelson, P.G., Macdonald R.L., and Habig, W.H. 1981. Tetanus toxin produces blockade of synaptic transmission in mouse spinal cord neurons in culture. *Society for Neuroscience Abstracts* 7:439(No. 140.10).
14. Bergey, G.K., W.H. Habig, and J.G. Kenimer. 1984. Monoclonal antibodies against binding and non-binding fragments of tetanus toxin can prevent convulsant action of toxin on dissociated spinal cord neurons in culture. *Society for Neuroscience Abstracts* 10:199.
15. Rosenfeld, J., W.H. Habig, J.W. Griffin, B.G. Gold, J.T. Massey, D.B. Drachman, and D.L. Price. 1984. *In situ* detection of retrograde axonal transport of tetanus toxin. *Society for Neuroscience Abstracts* 10:352.

ABSTRACTS

16. Finn, C.W., R.P. Silver, W.H. Habig, and M.C. Hardegree. 1984. The structural gene for tetanus toxin is on a plasmid. Abs. Ann. Meeting of Amer. Soc. Microbiol., p. 47.
17. Lin C.L., W.H. Habig, and M.C. Hardegree. 1985. Antibodies against the light chain of tetanus toxin are present in human antisera. Abs. Ann. Meeting of Amer. Soc. Microbiol., p. 40.
18. Brown, J.E., W.H. Habig, J.G. Kenimer, M.C. Hardegree. 1985. Evaluation of shiga toxin from *Shigella dysenteriae* I for neurotoxin activity. Abs. Ann. Meeting of Amer. Soc. Microbiol., p. 36.
19. Rappaport, E.B., R.W. Bright, P. Snoy, and W.H. Habig. 1985. Effect of growth hormone on the structural integrity of the physis - an experimental model. Orthopaedic Transactions 9:488.
20. Bergey, G.K., W.H. Habig, and C. Lin. 1986. Nicking of tetanus toxin increases activity. Annals Neurology 20:137-138.
21. Habig, W.H., K.A. Groover, J.L. Halpern, W. Lindner, and F.A. Robey. 1987. Synthetic peptides on tetanus toxin as vaccine candidates. Abstracts of the 8th International Conference on Tetanus, p. 37.
22. Habig, W.H., J.G. Kenimer, E.A. Neale, and M.C. Hardegree. 1987. Some properties and application of a unique monoclonal antibody (18.2.12.6) against tetanus toxin. Abstracts of the 8th International Conference on Tetanus, p. 36.
23. Neale, E.A., W.H. Habig, G.K. Bergey, and B.K. Schrier. 1987. Tetanus toxin as a neuronal marker: Cell culture studies. Abstracts of the 8th International Conference on Tetanus, p. 62.
24. Lin, C.S., and W.H. Habig. 1988. Nicking or cleavage of tetanus toxin by an endogenous protease of *Clostridium tetani*. Abstract Annual Meeting of Amer. Soc. Microbiol. B-59.
25. Georgillis, K., W.H. Habig, and M.S. Klempner. 1988. Tetanus toxin increases ATP-dependent calcium uptake by human neutrophil lysosomes. Clin. Res. 36:456A.
26. Russell, J.T., W.H. Habig, and A.B. Lynn. 1988. Tetanus toxin inhibits vasopressin and oxytocin secretion from isolated nerve endings of the posterior pituitary in culture. Soc. Neurosci. Abstracts 14, Part 1, p. 67.
27. Habig, W.H., J.L. Halpern, J.G. Kenimer, E.A. Neale, D.L. Tankersley and M.C. Hardegree. 1988. Use of immunoglobulins and synthetic peptides for the study and prevention of tetanus. Abstracts 9th World Congress on Animal, Plant and Microbial Toxins, p. 19.
28. Neale, E.A., J. Koh, and W.H. Habig. 1988. Fragment C of tetanus toxin is a non-toxic label for living neurons. Soc. Neurosci. Abstracts 14, Part 1, p. 547.
29. Neale, E.A., L.M. Bowers, H.I. Trenchard and W.H. Habig. 1989. The association of Fragment C of tetanus toxin with the neuronal membrane. Soc. Neurosci. Abstracts.
30. H.I. Trenchard, S.C. Fitzgerald, W.H. Habig and E.A. Neale. 1989. Neuronal processing of tetanus toxin Fragment C differs from processing of the holotoxin. Soc. Neurosci. Abstracts.

ABSTRACTS

31. Ownby, C.L., J.L. Halpern and W.H. Habig. 1989. Preparation of a monoclonal antibody to a hemorrhagic toxin from prairie rattlesnake (*Crotalus viridis*) Venom: Its characteristics and use in isolating the toxin. Abstracts of International Society of Toxinology Meeting.
32. Ansher, S., R. Puri, W. Thompson and W. Habig. 1990. The role of the immune system in vaccine-induced inhibition of hepatic drug metabolism. *J. Cell. Biochem. Suppl* 14B. p. 29.
33. Ansher, S., W. Thompson and W. Habig. 1990. Alterations in hepatic drug metabolism following vaccine administration. *FASEB J.* 4(4) p. A886.
34. Bergey, G.K., J.L. Halpern, P.J. Franaszczuk and W.H. Habig. 1990. A novel fragment C immunotoxin conjugate prevents the action of tetanus toxin on spinal cord neurons in culture. *Neurology* 40 Supplement 1 341P.
35. Halpern, J.L., E.A. Neale, S. Stibitz, and W. H. Habig. 1990. Mapping of the ganglioside binding domain of tetanus toxin. Abstracts of the 90th meeting, American Society of Microbiology. B-304, p. 76.
36. Ansher, S. and W. Habig. 1990. Alterations in hepatic drug metabolism following vaccine administration to mice. Sixth International Symposium on Pertussis Abstracts. pp. 124-125.
37. Halpern, J.L., W.H. Habig, H. Trenchard and J. Russell. 1990. Inhibition of hormone release from posterior pituitary nerve endings by tetanus toxin. *Zentralblatt Bacteriology, Supplement* 19.
38. Stibitz, S., W.H. Habig and J.L. Halpern. 1990. Cloning and expression of biologically active fragment C of tetanus toxin in *E. coli*. *Zentralblatt Bacteriology, Supplement* 19.
39. Neale, E.A., L.M Bowers, W. H. Habig and T. G. Smith. 1990. Fractal dimensions as an index of the complexity of neurite outgrowth in cell cultures. *Am. Soc. Cell. Biol. Abstracts*.

(current only through 1990)

INTENTIONALLY BLANK.

CURRICULUM VITAE

June 10, 1999

Name: Gerald V. Quinnan, Jr., M.D.

Birth: September 7, 1947; Boston, Massachusetts

Spouse and Children: Married to Leigh A. Sawyer; five children

Date of Birth: September 7, 1947

Education:

1965 - 1969 Bachelor of Arts, Chemistry, College of Holy Cross, Worcester, MA

1969 - 1973 M.D., Cum Laude, Saint Louis University, School of Medicine, Saint Louis, MO

Graduate Training:

1973 - 1974 Internship, Straight Medicine, University Hospital, Boston University Medical Center, Boston, MA

1974 - 1975 Residency, Internal Medicine, Boston University Medical Center, Boston, MA

1975 - 1977 Fellowship, Adult Infectious Diseases, Boston University Medical Center, Boston, MA

1977 - 1978 Research Associate, Division of Virology, Bureau of Biologics, Food and Drug Administration (FDA),USPHS, Bethesda, MD

APPOINTMENTS:

Academic

1975 - 1977 Teaching Fellow in Medicine, Boston University Medical Center, Boston, MA

1978 - 1980 Medical Officer, Division of Virology, Bureau of Biologics, FDA

1978 - 1982 Senior Attending Physician, Infectious Disease Service, Clinical Center, National Institutes of Health (NIH), Bethesda, MD

1978 - 1979 Lecturer, Second Year Course on Infectious Diseases, George Washington University Medical Center, Washington, DC

1979 - 1985 Lecturer, FAES Course in Internal Medicine, NIH, Bethesda, MD

1980 - 1981 Director, Herpesvirus Branch, Division of Virology, Bureau of Biologics, FDA

1980 - 1981 Deputy Director (Acting), Division of Virology, Bureau of Biologics, FDA

1981 - 1988 Director, Division of Virology, Office of Biologics Research and Review, Center for Drugs and Biologics, FDA

1988 - 1993 Deputy Director, Center for Biologics Evaluation and Research (CBER), FDA

1990 - 1992 Acting Director, CBER, FDA

1993 Acting Director, Office of Blood Research and Review, CBER, FDA

1993 -present Professor of Preventive Medicine, Medicine and Microbiology, Department of Preventive Medicine and Biometrics, Uniformed Services University of the Health Sciences

Certification and Licensure:

Medical License: Massachusetts, Maryland, Virginia (inactive)

National Board of Medical Examiners, 1974

American Board of Internal Medicine, 1976

Scientific Societies: Alpha Omega Alpha, 1972
American Association for the Advancement of Science
American Federation for Medical Research
American Society for Clinical Investigation (1985; 37 years of age)
American Society for Microbiology
Infectious Diseases Society of America (Fellow)
Sigma Xi, 1992

Editorial Activities:

Editorial Board: Journal of Biological Standardization (1992-1997)
AIDS Research and Human Retroviruses (1985-1998)

Reviewer: New England Journal of Medicine
Annals of Internal Medicine
Journal of the American Medical Association
Journal of Clinical Investigation
The Journal of Infectious Diseases
Clinical Infectious Diseases
Journal of Virology
Journal of Immunology
Journal of AIDS

Uniformed Service:

1977 - 1980 Lieutenant Commander (0-4), USPHS
1980 - 1982 Commander(0-5), USPHS
1982 - 1992 Captain(0-6), USPHS
1992 - 1993 Rear Admiral(0-7), USPHS
1993 -present Captain(0-6), USPHS

Other Professional Activities:

1974 - 1977 Emergency Medicine, Needham Emergency Medical Corporation, Glover Memorial Hospital, Needham, MA
1974 - 1976 Emergency Medicine, Waltham Hospital, Waltham, MA
1974 - 1977 Consultant, Massachusetts Department of Public Health
1977 - 1978 FDA Influenza A/USSR Virus Vaccine Task Force,
1979 Panel Member US-USSR Agreement on Vaccine Research and Development
1980 - 1983 President, Parish Council, Saint Patrick's Church, Rockville, MD
1980 - 1993 Temporary Advisor, World Health Organization
1980 - 1993 USPHS Interagency Group on Vaccine Development and Availability
1981 - 1982 FDA Reye Syndrome Working Group
1981 - 1983 Consultant, Infectious Disease Associates, Fairfax, VA
1982 - 1985 USPHS Reye Syndrome Task Force,
1981 - 1984 USPHS AIDS Executive Committee
1982 - 1988 Director, Athletic Program, Saint Patrick's Church, Rockville, MD
1984 - 1992 USPHS Executive Task Force on AIDS, Vaccine Development Subcommittee
1988 - 1993 USPHS Executive Task Force on AIDS, Blood Subcommittee
1992 - 1993 USPHS Interagency Group on Blood Safety, Chair

1993 - 1994 Chair, USAID Technical Advisory Group on Rinderpest Vaccine Development
1994 - Consultant, FDA Vaccines and Related Biologics Advisory Committee
1995 - Member Scientific Advisory Board, Aviron Corporation
1995- Ad Hoc Member, AIDS Related Research Study Section, NIH, 1995
Previous Ad Hoc Consultations for the U. S. Public Health Service Advisory Committee on Immunization Practices, Pan American Health Organization, Infectious Diseases Committee of the American Academy of Pediatrics, and for special study sections of the National Institute of Allergy and Infectious Diseases, National Cancer Institute, National Institute of Neurological and Communicative Disorders and Stroke, and National Institute on Drug Abuse
Participated on steering committees, program committees, and organizing committees of numerous national and international meetings.

Study Sections (recent):

AIDS Related Research-A, ad hoc reviewer, 1996-present.
National Cooperative Vaccine Development for AIDS, 1997
AIDS Related Research-VACC, member, 1998-present

Awards, Honors:

Elected to Alpha Omega Alpha, 1973
M.D. Degree, Cum Laude
Diplomate, American Board of Internal Medicine, 1976
Eligible, Infectious Disease Subspecialty Board, 1977
FDA Commendable Service Award, 1979
USPHS Unit Commendation, 1983
USPHS Meritorious Service Medal, 1984
Elected to American Society for Clinical Investigation, 1985
Elected to Fellow in the Infectious Disease Society of America, 1986
USPHS Outstanding Unit Citation, 1987
USPHS Unit Commendation, 1989
USPHS Citation, 1989
USPHS Distinguished Service Medal, 1990
USPHS Commendation Medal, 1991
Elected to Membership, Sigma Xi, 1992
Surgeon General's Medal for Exemplary Service, 1993
USPHS Unit Commendation, 1993
USPHS Outstanding Unit Citation, 1993
USPHS Commendation Medal, 1993
Distinguished Career Service Award, Center for Biologics Evaluation and Research, 1993

Funded Grants:

1994 - present: Uniformed Services University of the Health Sciences grant #RO87EZ, "Mechanisms of Neutralization Resistance of HIV-1," Principal Investigator
1995 - present: National Institutes of Health grant RO1 AI37438-01A1, "Neutralization Resistance of HIV-1," Principal Investigator
1997 - present: National Institutes of Health/Fogarty International Center Grant, #D43TW-96001, "International Training in Emerging Infectious Diseases,"

CoDirector

1998 - present: National Institutes of Health grant R21 AI42645, "Broad Neutralizing Response to HIV/VEE Replicons," Principal Investigator

1998 - present: USUHS Grant #87JZ01, "Cohort Study of HTLV-1 and Strongyloides Pathogenesis," Coinvestigator.

Patent Applications:

1. Quinnan, GV and Zhang PF: Expression and characterization of HIV-1 envelope protein associated with a broadly reactive neutralizing antibody response. Submitted. 1998.

Bibliography:

Publications

1. Quinnan G, Thomas E., Sussman H and Kerzner L: Prostatic carcinoma presenting as pericardial tamponade. *Cancer Treatment Reports* 61:60, 1977.
2. Echeverria P, Ho MT, Blacklow N, Quinnan G, Portnoy B, Olson JG, Conklin R, DuPont HL, and Cross JH: Relative importance of viruses and bacteria in the etiology of pediatric diarrhea in Taiwan. *J. Infect Dis* 136:383-390, 1977.
3. Quinnan G, Manischewitz J and Ennis F: Cytotoxic T lymphocyte response to murine cytomegalovirus infection. *Nature* 273:541-543, 1978.
4. Quinnan G and McCabe W: Erythromycin ototoxicity. *Lancet* 1:1160, 1978.
5. Wise T, Manischewitz J, Quinnan G, Aulakh G and Ennis F: Latent cytomegalovirus infection of BALB/c mouse spleens detected by an explant culture technique. *J Gen Virol* 44:551-556, 1979.
6. Quinnan GV and Manischewitz JE: The role of natural killer cells and antibody dependent cell-mediated cytotoxicity during murine cytomegalovirus infection. *J Exp Med* 150:1549-1554, 1979.
7. Kirmani N, Quinnan GV, Albrecht P and Burns W: Comparison of enzyme linked immunoassay complement fixation, neutralizing antibody, and enhanced neutralization test for evaluation of risk from cytomegalovirus infection in bone marrow transplant recipients. *Current Chemotherapy and Infect Dis* 2:1318-1319, 1979.
8. McLaren C, Grubbs GE, Staton E, Barthlow W, Quinnan G and Ennis FA: Comparative antigenicity and immunogenicity of A/USSR/77 influenza vaccines in normal and primed mice. *Infect Immun* 28:171-177, 1980.
9. Quinnan G, Manischewitz J and Ennis FA: Role of cytotoxic T lymphocytes in murine cytomegalovirus infection. *J Gen Virol* 47:503-508, 1980.
10. Quinnan G, Ennis FA, Tuazon C, Wells M, Butchko G, Armstrong R, McLaren C, Manischewitz J and Kiley S: Cytotoxic lymphocytes and antibody dependent complement-mediated cytotoxicity induced by administration of influenza vaccine. *Infect Immun* 30:362-369, 1980.
11. Manischewitz JE and Quinnan GV: Antivirus antibody-dependent cell mediated cytotoxicity during murine cytomegalovirus infection. *Infect Immun* 29:1050-1054, 1980.
12. Quinnan G and Ennis FA: Cell mediated immunity in cytomegalovirus infections--a review. *Comp Immun Microbiol and Infect Dis* 3:283-290, 1981.
13. Quinnan GV, Kirmani N, Esber E, Saral R, Manischewitz J, Rogers J, Rook AH, Santos G and Burns WH: Cytotoxic lymphocyte responses to cytomegalovirus infection: HLA restricted cytotoxic T lymphocyte and non-thymic cytotoxic lymphocyte activity during cytomegalovirus infection of bone marrow transplant recipients. *J Immunol* 126:2036-2041, 1981.

14. Kirmani N, Ginn RK, Mittal KK, Manischewitz JF and Quinnan GV: Cytomegalovirus specific cytotoxicity mediated by non-T lymphocytes from peripheral blood of normal volunteers. *Infect Immun* 34:441-447, 1981.
15. Quinnan GV, Manischewitz JF and Kirmani N: Involvement of natural killer cells in the pathogenesis of murine cytomegalovirus interstitial pneumonitis and the immune response to infection. *J Gen Virol* 58:173-180, 1982.
16. Quinnan GV, Kirmani N, Rook AH, Manischewitz JF, Jackson L, Moreschi G, Santos G, Saral R and Burns W: Cytotoxic T cells in cytomegalovirus infection HLA-restricted T-lymphocyte and non-T lymphocyte cytotoxic responses correlate with recovery from cytomegalovirus infection in bone marrow transplant recipients. *N Engl J Med* 307:7-13, 1982.
17. Iltis J, Castellano GA, Gerber P, Le C, Vujcic LK and Quinnan GV: Comparison of the Raji cell line fluorescent antibody to membrane antigen test and the enzyme linked immunosorbent assay for determination of immunity to varicella-zoster virus. *J Clin Microbiol* 16(5):878-884, 1982.
18. Rook AH, Tsokos GC, Quinnan GV, Balow JE, Ramsey KM, Stocks N, Phelan MA and Djeu JY: Cytotoxic antibodies to natural killer cells in systemic lupus erythematosus. *Clin Immunol Immunopath* 24:179-185, 1982.
19. Gross PA, Quinnan GV, Gaerlan PF, Denning CR, Davis A, Lazicki M and Bernius M: Potential for single high-dose influenza immunization in unprimed children. *Pediatrics* 70:982-986, 1982.
20. Brown AE, Quesada O, Steinherz PG, Miller DR, Kellick MG, Armstrong D, Gross PA, Lazicki ME, Davis AE and Quinnan GV: Immunization against influenza in children with cancer: Results of a three-dose trial. *J Infect Dis* 145:126, 1982.
21. Quinnan GV, Schooley R, Dolin R, Ennis FA, Gross P and Gwaltney JM: Serologic responses and systemic reactions in adults after vaccination with monovalent A/USSR/77 and trivalent A/USSR/77, A/Texas/77, B/Hong Kong/72 influenza vaccines. *Rev Infect Dis* 5:748-757, 1983.
22. La Montagne J, Noble G, Quinnan GV, Curlin GT, Blackwelder WE, Smith JI, Ennis FA and Bozeman M: Summary of clinical trials of inactivated influenza vaccine-1978. *Rev Infect Dis* 5:723-736, 1983.
23. Gross PA, Quinnan GV, Gaerlon PF, Denning CR, Lazicki M, Davis A and Bernius M: Influenza vaccines in children: comparison of new cetyltrimethyl ammonium bromide (CTAB) and standard ether-treated (ET) vaccines. *Amer J Dis Child* 137:26-28, 1983.
24. Asano Y, Albrecht P, Vujcic L, Quinnan GV and Takahashi M: Evaluation of humoral immunity to varicella-zoster virus by an enhanced neutralization test and by the fluorescent antibody to membrane antigen test. *Arch Virol* 75:225-228, 1983.
25. Asano Y, Albrecht P, Vujcic L, Quinnan GV, Kawakami K and Takahashi M: Five-year follow up of recipients of live varicella vaccine using enhanced Nt and FAMA assays. *Pediatrics* 72:291-294, 1983.
26. Rook AH, Masur H, Lane HC, Frederick W, Kasahara T, Macher AM, Djeu JY, Manischewitz J, Jackson L, Fauci A and Quinnan GV: Interleukin-2 enhances the depressed natural killer and cytomegalovirus-specific cytotoxic activities of lymphocytes from patients with the acquired immune deficiency syndrome. *J Clin Invest* 72:398-403, 1983.
27. Macher A, Reichert C, Straus S, Longo D, Parrillo J, Lane C, Fauci AS, Rook AH, Manischewitz J and Quinnan GV: Death in the AIDS patient: role of cytomegalovirus. *N Engl J Med* 309:1454, 1984 (letter).
28. Quinnan GV, Burns WH, Kirmani N, Rook AH, Manischewitz JF, Jackson L, Santos GW and Saral R: HLA-restricted cytotoxic T lymphocytes are an early immune response and important defense mechanism in cytomegalovirus infections. *Rev of Infect Dis* 6:156-163, 1984.

29. Burlington DB, Djeu JY, Wells MA, Kiley SC and Quinnan GV: Large granular lymphocytes provide an accessory function in the in vitro development of influenza A virus-specific cytotoxic T cells. *J Immunol* 132:3154-3158, 1984.
30. Grimley PM, Kang Y-H, Frederick W, Rook AH, Kostianovsky M, Sonnabend JA, Macher AM, Quinnan GV, Friedman RM and Masur H: Interferon-related leukocyte inclusions in acquired immunodeficiency syndrome: localization in T-cells. *Am J Clin Path* 81:147-155, 1984.
31. Quinnan GV, Delery M, Rook AH, Frederick WR, Epstein J, Manischewitz J, Jackson L, Ramsey K, Mittal K, Plotkin SA and Hilleman M: Comparative virulence and immunogenicity of the Towne strain and a nonattenuated strain of cytomegalovirus. *Ann of Intern Med* 101:478-483, 1984.
32. Quinnan GV, Masur H, Rook AH, Armstrong G, Frederick WR, Epstein J, Manischewitz JF, Macher AM, Jackson L, Ames J, Smith HA, Parker M, Pearson G, Parrillo J, Mitchell C and Straus SE: Herpesvirus infections in the acquired immune deficiency syndrome. *JAMA* 252:72-77, 1984.
33. Rook AH, Quinnan GV, Frederick WJ, Manischewitz JF, Kirmani N, Dantzer TJ, Lee BB and Currier CB: Importance of cytotoxic lymphocytes during cytomegalovirus infection in renal transplant recipients. *Amer J Med* 76:385-392, 1984.
34. Siegel JP, Rook AH, Djeu JY and Quinnan GV: Interleukin-2 therapy in infectious diseases: rationale and prospects. *Infection* (12)4:298-302, 1984.
35. Lane HC, Siegel J, Rook AH, Masur H, Galmann EP, Quinnan GV and Fauci AS: Use of interleukin-2 in patients with acquired immunodeficiency syndrome. *J Biol Res Mod* 3:512-516, 1984.
36. Lane HC, Masur H, Longo DL, Klein HG, Rook AH, Quinnan GV, Steis RG, Macher A, Whalen G, Edgar LC and Fauci AS: Partial immune reconstitution in a patient with the acquired immunodeficiency syndrome. *N Engl J Med* 311:1099-1103, 1984.
37. Frederick WR, Epstein JS, Galmann EP, Rook AH, Armstrong GR, Djeu JY, Jackson L, Manischewitz JF, Enterline J, Jacob J, Masur H and Quinnan GV: Viral infections and cell-mediated immunity in immunodeficient homosexual men with Kaposi's Sarcoma treated with human lymphoblastoid interferon. *J Infect Dis* 153:162-170, 1985.
38. Siegel J, Djeu J, Stocks N, Masur H, Galmann J and Quinnan G: Sera from patients with the acquired immunodeficiency syndrome inhibit production of interleukin-2 by normal lymphocytes. *J Clin Invest* 75:1957-1964, 1985.
39. Rook AH, Hooks JJ, Quinnan GV, Lane HC, Manischewitz JF, Macher AM, Masur H, Fauci AS and Djeu JY: Interleukin-2 enhances the natural killer cell activity of acquired immunodeficiency syndrome patients through a gamma-interferon-independent mechanism. *J Immunol* 134:1503-1507, 1985.
40. Epstein JS, Frederick WR, Rook AH, Jackson L, Manischewitz JF, Mayner RE, Masur H, Enterline JC, Djeu JY and Quinnan GV: Selective defects in cytomegalovirus- and mitogen-induced lymphocyte proliferation and interferon release in patients with the acquired immunodeficiency syndrome. *J Infect Dis* 152:727-733, 1985.
41. Rook AH, Manischewitz JF, Frederick WR, Epstein JS, Jackson L, Galmann E, Steis R, Masur H and Quinnan GV: Deficient, HLA-restricted cytomegalovirus-specific cytotoxic T cells and natural killer cells in patients with the acquired immunodeficiency syndrome. *J Infect Dis* 152(3):627-630, 1985.
42. Siegel JP, Lane HC, Stocks NI, Quinnan GV and Fauci AS: Pharmacokinetics of lymphocyte-derived and recombinant DNA-derived interleukin-2 after intravenous administration to patients with the acquired immunodeficiency syndrome. *J Biol Res Mod* 4:596-601, 1985.
43. Hurwitz E, Barrett MJ, Bregman D, Gunn WJ, Schonberger LB, Fairweather WR, Drage JS, La Montagne JR, Kaslow RA, Burlington DB, Quinnan GV, Parker R, Phillips K, Pinsky P, Dayton D

- and Dowdle WR: Public Health Service study on reye syndrome and medications: report of the pilot phase. *N Engl J Med* 313:849-857, 1985.
44. Preble OT, Rook AH, Steis R, Silverman RH, Krause D, Quinnan, GV, Masur H, Jacob J, Longo D and Gelmann EP: Interferon-induced 2'-5' oligoadenylate synthetase during interferon-alpha in homosexual men with Kaposi's sarcoma: marked deficiency in biochemical response to interferon in patients with acquired immunodeficiency syndrome. *J Infect Dis* 152:457-465, 1985.
 45. Quinnan GV, Siegel JP, Epstein JS, Manischewitz MS, Barnes S and Wells, MA: Mechanisms of T-cell functional deficiency in the acquired immunodeficiency syndrome. *Ann Intern Med* 103:710-714, 1985.
 46. Petricciani JC, Seto B, Wells M, Quinnan GV, McDougal JS and Bodner A: An analysis of serum samples positive for HTLV-III antibodies(letter). *New Eng J Med* 313:47-48, 1985.
 47. Saah AJ, Neufeld R, Rodstein M, La Montagne JR, Blackwelder WC, Gross P, Quinnan GV and Kaslow RA: Influenza vaccine and pneumonia mortality in a nursing home population. *Arch Intern Med* 146:2353-2357, 1986.
 48. Quinnan GV, Wells MA, Wittek AE, Phelan MA, Mayner RE, Feinstone S, Purcell RH and Epstein JS: Inactivation of human T lymphotropic virus, type III (HTLV-III) by heat, chemicals and irradiation. *Transfusion* 26(5):481-483, 1986.
 49. Masur H, Lane HC, Palestein A, Smith PD, Manischewitz J, Stevens G, Fujikawa L, Macher AM, Nussenblatt R, Baird B, Megill M, Wittek A, Quinnan GV, Parrillo JE, Rook AH, Eron LJ, Poretz DM, Goldenberg RI, Fauci AS and Gelmann EP: Effect of 9-(1,3 dihydroxy-2-propoxymethyl) guanine on serious cytomegalovirus disease in eight immunosuppressed homosexual men. *Ann Intern Med* 104:41-44, 1986.
 50. Wells MA, Wittek AE, Epstein JS, Marcus-Sekura C, Daniel S, Tankersley M, Preston S and Quinnan GV: Inactivation and partitioning of human T-cell lymphotropic virus, type III, during ethanol fractionation of plasma. *Transfusion* 26:210-213, 1986.
 51. Palestine AG, Stevens G, Lane C, Masur H, Fujikawa LS, Nussenblatt RB, Rook AH, Manischewitz J, Baird B, Megill M, Quinnan G, Gelmann E and Fauci AS: Treatment of cytomegalovirus retinitis with dihydroxy propoxymethyl guanine. *Am J Ophthalmology* 101:95-101, 1986.
 52. Wells M, Wittek A, Epstein J, Marcus-Sekura C, Daniel S, Phelan M, Tankersley D, Preston S, Zuck T and Quinnan G: Reduction of LAV-HTLV-III by the Cohn-Oncley process. *Vox Sanguinis* 51:256, 1986.
 53. Hendry RM, Wells MA, Phelan MA, Schneider AL, Epstein JS and Quinnan GV: Antibodies to simian immunodeficiency virus in African green monkeys in Africa in 1958-62. *Lancet* 2:455, 1986.
 54. Zuck, T.F., M.S. Preston, D.L. Tankersley, M.A. Wells, A.E. Wittek, J.E. Epstein, S. Daniel, M. Phelan, and G.V.J. Quinnan. 1986. More on partitioning and inactivation of AIDS virus in immune globulin preparations [letter]. *N Engl J Med* 1454-1455.
 55. Epstein J, Grimley P, Moffitt A, Manischewitz J and Quinnan G: Prevalence of antibodies to HTLV-III, herpesviruses, and hepatitis B virus in homosexual men, hemophilia patients, and controls in Budapest. *J Infect Dis* 155:134-136, 1987.
 56. Quinnan GV and Manischewitz JF: Genetic resistance to murine cytomegalovirus infection is mediated by interferon-dependent and independent, H2-linked or background genes for intrinsic cellular resistance to infection. *J Virol* 61:1875-1881, 1987.
 57. Chen KS, Burlington DC and Quinnan GV: Active synthesis of protective hemagglutinin-specific IgA by lung cells of mice that were immunized intragastrically with inactivated influenza virus vaccine. *J Virol* 61:2150-2154, 1987.
 58. King JC, Gross PA, Denning CR, Gaerlan PF, Wright PF and Quinnan GV: Comparison of live and inactivated influenza vaccine in high risk children. *Vaccine* 5:234-238, 1987.

59. Marcus, CJ, Woerner AW, Shinozuka K, Zon G and Quinnan GV: Comparative inhibition of chloramphenicol acetyltransferase gene expression by antisense oligonucleotide analogues having alkyl phosphotriester, methylphosphonate and phosphorothioate linkages. *Nucleic Acids Res*
60. Gross PA, Weksler MR, Quinnan GV, Douglas RG, Gaerlan PF and Denning CR: Immunization of elderly people with two doses of influenza vaccine. *J Clin Micro* 25:1763-1765, 1987.
61. Anderson MC, Baer H, Frazier DJ and Quinnan GV: The role of specific IgE and beta-propiolactone in reactions resulting from booster doses of human diploid cell rabies vaccine. *J Allergy Clin Immunol* 80:861-868, 1987.
62. Hurwitz E, Barrett MJ, Bregman D, Gunn WJ, Pinsky P, Schonberger LB, Drage JS, Kaslow RA, Burlington DB, Quinnan GV, et al: Public Health Service study of Reye syndrome and medications: Report of the main study. *JAMA* 257:1905-1911, 1987.
63. Wittek AE, Phelan MA, Wells MA, Vujcic LK, Epstein JS, Lane HC and Quinnan GV: Detection of human immunodeficiency virus core protein in plasma by enzyme immunoassay: Association of antigenemia with symptomatic disease and T-helper cell depletion. *Ann of Intern Med* 107:286-292, 1987.
64. Krilov LF, Kirmani N, Hendry RM, Wittek AE and Quinnan GV: Longitudinal serologic evaluation of an infant with acquired immunodeficiency syndrome. *Ped Infect Dis J* 6:1066-1067, 1987.
65. Gross PA, Quinnan GV, Rodstein M, LaMontagne J, Kaslow RA, Saah AH, Wallenstein S, Neufeld R and Libow LW: Association of influenza immunization with of reduction mortality in an elderly population: A prospective study. *Ann Intern Med* 146:562-565, 1988.
66. Smith PD, Lane HC, Gill VJ, Manischewitz JF, Quinnan GV, Fauci AS and Masur H: Intestinal infections in patients with the acquired immunodeficiency syndrome (AIDS): Etiology and response to therapy. *Ann Intern Med* 108:328-333, 1988.
67. Marcus-Sekura CJ, Woerner AM, Klutch M and Quinnan GV: Reactivity of an HIV gag gene polypeptide expressed in E coli with sera from AIDS patients and monoclonal antibodies to gag. *Biochimica et Biophysica Acta* 949:213-223, 1988.
68. Liang SM, Lee N, Zoon KC, Manischewitz JF, Chollet A, Liang CM and Quinnan GV: Biological characterization of human-interleukin-2 mutant proteins. *J Biol Chem* 263:4768-4772, 1988.
69. Albini A, Mitchell CD, Thompson EW, Seeman R, Martin GR, Wittek AE and Quinnan GV: Invasive activity and chemotactic response to growth factors by Kaposi's sarcoma cells. *J Cell Biochem* 36:369-376, 1988.
70. Shepp DH, Daguillard F, Mann D and Quinnan GV: Human class I MHC-restricted cytotoxic T-lymphocytes specific for human immunodeficiency virus envelope antigens. *AIDS* 2:113-117, 1988.
71. Katzenstein DA, Sawyer LA and Quinnan GV: Editorial review: Issues in the evaluation of AIDS vaccines. *AIDS* 2:151-155, 1988.
72. Gross, PA, Quinnan GV, Weksler ME, Gaerlan PF and Denning CR: Immunization of elderly people with high doses of influenza vaccine. *J Am Ger Soc* 36:209-212, 1988.
73. Vujcic LK, Shepp DH, Klutch M, Wells MA, Hendry RN, Wittek AE, Krilov L and Quinnan GV: Use of a sensitive neutralization assay to measure the prevalence of antibodies to the human immunodeficiency virus. *J Infect Dis* 157:1047-1050, 1988.
74. Cooper E, Vujcic L and Quinnan GV: HLA-restricted, cytotoxic T cells responses of adult lymphocytes to varicella zoster virus in vitro. *J Infect Dis* 158:780-788, 1988.
75. Gross PA, Rodstein M, LaMontagne J, Kaslow RA, Saah AJ, Wallenstein S, Neufeld R, Denning C, Gaerlan P and Quinnan GV: Epidemiology of acute respiratory illness during an influenza outbreak in a nursing home. A prospective study. *Arch Int Med* 148:599-561, 1988.

76. Shepp DH, Chakrabarti S, Moss B and Quinnan GV: Antibody-dependent cellular cytotoxicity specific for the envelope antigens of human immunodeficiency virus. *J Infect Dis* 157:1260-1264, 1988.
77. Chen KS and Quinnan GV: Induction, persistence and strain specificity of hemagglutinin-specific secretory antibodies in lungs of mice after intragastric administration of inactivated influenza virus vaccine. *J Gen Virol* 69:2779-2784, 1988.
78. Baranski B, Armstrong G, Truman JT, Quinnan GV, Straus SE, Young NS: Epstein-Barr virus in the bone marrow of patients with aplastic anemia. *Ann Intern Med* 109:695-704, 1988.
79. Lane HC, Feinberg J, Davey V, Deyton L, Baseler M, Manischewitz J, Masur H, Kovacs JA, Herpin B, Walker R, Metcalf JA, Salzman N, Quinnan G and Fauci AS: Anti-retroviral effects of interferon-alpha in AIDS-associated Kaposi's sarcoma. *Lancet* 1218, 1988.
80. Gross PA, Quinnan GV, Rodstein M, LaMontagne JR, Kaslow RA, Saah AJ, Wallenstein S, Neufeld R, Denning C and Gaerlan P: Association of influenza immunization with reduction in mortality in an elderly population. *Arch Intern Med* 148:562-565, 1988.
81. Singer C, Knauert F, Bushar G, Klutch M, Lundquist R and Quinnan GV: Quantitation of poliovirus antigens in inactivated viral vaccines by enzyme-linked immunosorbent assay using animal sera and monoclonal antibodies. *J Biol Stand* 17:137-150, 1989.
82. Gross PA, Quinnan GV, Weksler ME, Usha S, Douglas RG, Jr.: Relation of chronic disease and immune response to influenza vaccine in the elderly. *Vaccine* 7:303-308, 1989.
83. Holland HK, Saral R, Rossi JJ, Donnenberg AD, Burns WH, Beschoner WM, Farzadegan H, Jones RJ, Quinnan GV, Vogelsang GB, Vriesendorp HM, Wingard JR, Zaia JA, Santos GW. Allogeneic bone marrow transplantation, Zidovudine and human immunodeficiency virus type 1 infection: Studies in a patient with non-Hodgkin lymphoma. *Ann Int Med* 111: 973-981, 1989.
84. Chen KS, Quinnan GV. Efficacy of inactivated influenza vaccine delivered by oral administration. *Curr Top Microbiol Immunol* 146: 101-6, 1989.
85. Chen, K.S. and G.V.J. Quinnan. 1988. Induction, persistence and strain specificity of haemagglutinin- specific secretory antibodies in lungs of mice after intragastric administration of inactivated influenza virus vaccines. *J Gen Virol* 69:2779-2784.
86. Sawyer LA, Katzenstein DA, Hendry RM, Boone EJ, Vujcic LK, Williams CC, Zeger SL, Saah AJ, Rinaldo, RR, Jr., Phair JP, Giorgi JV, Quinnan, GV, Jr.: Possible beneficial effects of neutralizing antibodies and antibody-dependent, cell-mediated cytotoxicity in human immunodeficiency virus infection. *AIDS Res and Human Retrovir* 6:341-356, 1990.
87. Vujcic L, Katzenstein D, Martin M, Quinnan GV: International collaborative study to compare assays for antibodies that neutralize human immunodeficiency virus. *AIDS Res and Human Retro* 6(7):847-853, 1990.
88. Katzenstein DA, Vujcic, LK, Latif A, Boulos R, Halsey NA, Quinn TC, Rastogi SC, Quinnan, GV: Human immunodeficiency virus neutralizing antibodies in sera from North America and Africa. *J AIDS* 3: 810-816, 1990.
89. Sawyer LA, Metcalf JA, Zoon KC, Boone EJ, Kovacs JA, Lane HC, Quinnan GV. Effects of interferon-a in patients with AIDS-associated Kaposi's sarcoma are related to blood interferon levels and dose. *Cytokine* 2: 247-252, 1990.
90. Carrow EM, Vujcic LK, Glass WL, Seamon KB, Rastogi SC, Hendry RM, Boulos R, Nzila N, Quinnan GV: High prevalence of antibodies to the gp120 V3 region principal neutralizing determinant of HIV-1_{MN} in sera from Africa and the Americas. *AIDS Res and Human Res* 7(10):831-838, 1991.
91. Wittek AE, Mitchell CD, Armstrong GR, Albini A, Martin GR, Seemann R, Levenbook IS, Wierenga DE, Ridge J, Dunlap RC, Lundquist ML, Steis RG, Longo DL, Muller J and Quinnan GV:

- Propagation and properties of Kaposi's sarcoma-derived cell lines obtained from patients with AIDS: similarity of cultured cells to smooth muscle cells. *AIDS* 5(12):1485-1493, 1991.
92. Hendry RM, Parks DE, Campos-Mello DLA, Quinnan GV, Galvao-Castro B: Lack of evidence for Sawyer LA, Carrow E, Snoy PJ, Hewlett IK, Quinnan GV, Anand R: Variable infections with and serologic responses of rabbits to five different HIV-1 strains, including one neural tissue isolate. *Microbios* 71:243-255, 1992.
 93. Vujcic L, Quinnan GV: Human sera for use as reference reagents in assays for neutralizing antibodies against human immunodeficiency virus type 1. *AIDS Res and Hum Retrovir* 11: 783-787, 1995.
 94. Gross PA, Denning CR, Gaerlan PF, Bonelli F, Bernius Sr M, Dran S, Monk G, Burwicz M, Quinnan GV Jr, and Levandowski R: Annual Influenza vaccination: Immune response in patients over 10 years. *Vaccine* 14:1280-4, 1996.
 95. Park EJ, Vujcic LK, Anand R, Theodore TS, and Quinnan GV,. Mutations in both gp120 and gp41 are responsible for the broad neutralization resistance of HIV-1 MN to antibodies directed at V3 and non-V3 epitopes. *J Virol* 72: 7099-7107, 1998.
 96. Quinnan, GV, Zhang PF, Fu DW, Dong M, Gao J, and Margolick J. Evolution of Neutralizing Antibody Response Against HIV Type 1 Virions and Pseudovirions in Multicenter AIDS Cohort Study Participants. *AIDS Res Human Retrovir.* 14: 939-949, 1998.
 97. Quinnan, G.V., Zhang, P.F., Fu, D.W., Dong, M., Alter, H.J. and international collaborators. Expression and characterization of HIV-1 envelope protein associated with a broadly reactive neutralizing antibody response. *AIDS Res Human Retrovir*, 15, 561-570, 1999.
 98. Zhang PF, Chen X, Fu DW, Margolick JB, and Quinnan GV Jr. Primary virus envelope cross reactivity of the broadening neutralizing antibody response during early chronic HIV-1 infection in Multicenter AIDS Cohort Study (MACS) participants. *J Virol.* 73: 5225-30, 1999.
 99. Park, E.J., L.K. Vujcic, R. Anand, T.S. Theodore, and G.V. Quinnan. 1998. Mutations in both gp120 and gp41 are responsible for the broad neutralization resistance of variant human immunodeficiency virus type 1 MN to antibodies directed at V3 and non-V3 epitopes. *J Virol* 72: 7099-7107.
 100. Park, E.J. and G.V. Quinnan. 1999. Both Neutralization Resistance and High Infectivity Phenotypes are Caused by Mutations of Interacting Residues in the HIV-1 gp41 Leucine Zipper and the gp120 Receptor- and Coreceptor-Binding Domains. *J Virol* 73: 5707-5713.
 101. Chabot DJ, Zhang PF, Quinnan GV, and Broder CC. Mutagenesis of CXCR4 identifies important domains for human immunodeficiency virus type 1 X4 virus envelope mediated membrane fusion and virus entry and reveals cryptic coreceptor activity for R5 isolates. *J Virol.* 1999 73:6598-6609
 102. Park EJ, Gorny MK, Zolla-Pazner S, and Quinnan GV. A global neutralization resistance phenotype of HIV-1 is determined by distinct mechanisms mediating enhanced infectivity and conformational change of the envelope complex. *J. Virol.* 74: In press, May, 2000.
 103. Zhang PF, Chen X, Park EJ, Margolick JB, Robinson JE, Zolla-Pazner S, Quinnan GV. Immune response to an unusual conformational epitope in variable region 3 of the HIV-1 envelope glycoprotein accounts for extensive primary virus cross reactive neutralizing antibodies in a reference human serum. Submitted for publication.

Abstracts: More than 200 abstracts published

Books Chapters and Non-refereed Publications:

1. Quinnan G and Bozeman M: Production and delivery of influenza vaccines. Proceedings of 14th Immunization Conference, 1979.
2. Quinnan GV: Regulatory issues with new technology interferon. *Am Pharm NS21:21-24*, 1981.
3. Daisy JA, Tolpin MD, Quinnan GV, Rook AH, Murphy BR, Mittal K, Clements ML, Mullinix MG, Kiley SC and Ennis FA: Cytotoxic cellular immune responses during influenza A infection in human volunteers. In: Bishop DHL and Compans RW, eds. *The Replication of Negative Strand Viruses*, pp. 443-448, 1981.
4. Rook AH and Quinnan GV: Cytomegalovirus infection and blood transfusion. In: Tabor E, ed. *Infectious Complications of Blood Transfusion*. Academic Press, New York pp 45-64, 1982.
5. Rook AH and Quinnan GV: Cell mediated immunity to human cytomegalovirus. In: Ennis FA, ed. *Human Immunity to Viruses*. Academic Press. New York pp 241-257, 1982.
6. Rook AH, Frederick WH, Burns WH, Djeu JY, Kirmani N, Jackson L, Manischewitz J, Saral R, Santos GW and Quinnan GV: Natural killer cell activity and interferon release predict survival from viral infection in bone marrow transplant recipients. *Transpl Proceed 15:1773-1776*, 1983.
7. Quinnan GV: AIDS: solutions on the horizon. In: *Encyclopedia Britannica, Medical and Health Annual* pp 186-190, 1984.
8. Quinnan GV, Rook AH, Frederick WR, Manischewitz JF, Epstein J, Siegel J, Masur H, Macher AM, Mitchell C, Armstrong G and Djeu J: Prevalence, clinical manifestations, and immunology of herpesvirus infections in the acquired immunodeficiency syndrome. *Ann NY Acad of Sci 437:200-206*, 1984.
9. Quinnan GV: Viral immunology. In: Belshi R, ed. *Textbook of Human Virology*. PSG Publishing Company, Inc., Littleton MA pp 103-138; 1984.
10. Quinnan GV and Rook AH: The importance of cytotoxic cellular immunity in the protection from cytomegalovirus infection. In: Plotkin SA ed. *Pathogenesis and Prevention of Cytomegalovirus Infections*. Alan R. Liss, New York pp 245-262, 1984.
11. Epstein JS and Quinnan GV: Prevention of herpes simplex virus diseases in man. *Clinics in Dermatology 2:133-146*, 1984.
12. Epstein JS, Frederick WJR, Rook AH, Masur H, Turner W, Manischewitz JF, Ames J, Fauci AS, Lane HC and Quinnan GV: Cytomegalovirus (CMV)-specific humoral and cellular immune responses in healthy and immunodeficient homosexual men. In: Plotkin SA ed. *Pathogenesis and Prevention of Cytomegalovirus Infections*. Alan R. Liss, New York pp 396-399, 1984.
13. Rook AH, Frederick W, Manischewitz JF, Epstein JS, Jackson L, Lee BB, Currier CB and Quinnan GV: Correlation of clinical outcome of cytomegalovirus infection and immunosuppression with virus specific cytotoxic lymphocyte responses in renal transplant recipients. In: Plotkin SA, ed. *Pathogenesis and Prevention of Cytomegalovirus Infections*. Alan R. Liss, New York pp 473-475, 1984.
14. Rook AH, Smith WJ, Burdick JF, Manischewitz JF, Frederick W, Siegel JP, Williams GM and Quinnan GV: Virus-specific cytotoxic lymphocyte responses are predictive of the outcome of cytomegalovirus infection of renal transplant recipients. *Transplant Proc 16:1466-1469*, 1984.
15. Preble OT, Rook AH, Quinnan GV, Vilcek J, Friedman RM, Steis R, Gelmann EP and Sonnabend JA: Role of interferon in AIDS. *Ann N Y Acad Sci 437:65-75*, 1984.
16. Rook AH, Zorn S, Burns WH, Manischewitz JF, Frederick W, Saral R, Santos GW and Quinnan GV: Interleukin-2 enhances the antiviral immune responses of bone marrow transplant recipients. *Transplant Proceed 17:480-481*, 1985.
17. Quinnan GV: Cell-mediated immunity in cytomegalovirus infections. In: Roizman B and Lopez C eds. *The Herpes Viruses*. Plenum Publishing Corp 4:121-145, 1985.
18. Epstein JS, Mayner RE, Phelan MA, Qi Y and Quinnan GV: Approaches for the development of a vaccine against human cytomegalovirus. In: Lerner RA, Chanock RM and Brown F eds. *Vaccines '85*:

- Molecular and Chemical Basis of Resistance to Parasitic, Bacterial and Viral Diseases. New York: Cold Spring Harbor Laboratories. pp 291-295, 1985
19. Quinnan GV: Protein contaminants in biologic products derived from cell substrates. In: Hopps HE and Petricciani JC, eds. *Abnormal Cells, New Products and Risk*. Tissue Culture Association, Gaithersburg, MD, pp. 41-47, 1985.
 20. Phelan, MJ, Hall JW, Wells M, Kowalski M, Vujcic L, Quinnan GV and Epstein J: HTLV-III/LAV particle-associated proteins: I. Virus purification, inactivation and basic characterization. In: L'Italien JJ ed. *Recent Advances in Protein Chemistry*. Plenum Press, New York, NY, 1986.
 21. Wittek A and Quinnan GV: Opportunistic viral infections in the acquired immunodeficiency syndrome. In: Rondelli EG, ed. *AIDS*, Piccin, Padova pp 203-232, 1987.
 22. Quinnan GV: Current developments and future prospects for AIDS vaccines. *Proceedings, Surgeon General's Conference on Children with HIV Infection and Their Families*, pp 44-47, 1987.
 23. Katzenstein DA, Sawyer LA and Quinnan GV: Human immunodeficiency virus. In: Plotkin SA and Mortimer EA, Jr eds. *Vaccine*. WB Saunders Co., Philadelphia, PA 1988.
 24. Sawyer, LA, Katzenstein DA and Quinnan GV: Regulatory concerns regarding AIDS vaccine development. *AIDS and Public Policy J* 3:36-45, 1988.
 25. Marcus-Sekura CJ and Quinnan GV: Risks and benefits of vaccinia-vectored vaccine use from the regulatory perspective. 2nd Forum in Virology. *Res Virol* 140:467-469, 1989.
 26. Chen KS and Quinnan GV: Efficacy of inactivated influenza vaccine delivered by oral administration. In: Mestecky J and McGhee JR eds. *Current Topics in Microbiology and Immunology*. Springer-Verlag Berlin, Heidelberg, 146:101-106, 1989.
 27. Quinnan, GV: Constraints on development of recombinant vaccinia virus vaccines. In: *Proceedings of the Ninety-Third Annual Meeting of the United States Animal Health Association Meeting October 28, 1989*.
 28. Quinnan GV: Immunization against viral diseases. In: Galasso G, Whitley R and Merigan TC, eds. *Antiviral Agents and Viral Diseases of Man*, third edition, Raven Press, New York, 727-769, 1990.
 29. Wittek AE and Quinnan GV: AIDS Vaccines Regulatory, Scientific, and Ethical Issues. In: Bolognesi D and Putney S, eds. *AIDS Vaccine Research and Clinical Trials*, Marcel Dekker, Inc., New York, 439-468, 1990.
 30. Wittek AE and Quinnan GV: Immunology of viral infections. In: Belshe RB ed. *Textbook of Human Virology*, sec. ed., Yearbook Publishers 116-155, 1991.
 31. Quinnan, G.V.J. 1991. Licensing of allergen patch tests [comment]. *Ann Allergy* 67:550-551.
 32. Quinnan, G.V.J. 1991. FDA's Center for Biologics Evaluation and Research comments on the Report of the expert panel [letter; comment]. *Public Health Rep* 106:31
 31. Quinnan GV: Interferons and biological response modifiers. In: Gorbach SL, Bartlett JG, and Blacklow NR, eds. *Infectious Diseases*, W.B. Saunders, Co., 85-89, 1992.
 32. Gross PA, Denning CR, Gaerlan PF, Bonelli J, Bernius M, Dran S, Monk G, Burwicz M, Quinnan GV, Levandowski R: Benefit of annual influenza vaccination in patients with cystic fibrosis. In, Hanoun C and Kendall A, *Options for the Control of Influenza*, Elsevier, New York, 1993, pp 417-421.
 33. Quinnan GV: Immunization against viral diseases. In: Galasso G, Whitley R and Merigan TC, eds. *Antiviral Agents and Human Viral Diseases*, fourth edition, Raven Press, New York, 1997, pp 791-834.
 34. Quinnan GV: Cytokines in the treatment and prevention of infectious diseases. In: Gorbach SL, Bartlett JG, and Blacklow NR, eds. *Infectious Diseases*, second edition, Raven Press, 1997, pp 92-100.

Books:

Quinnan, G. V., ed. Vaccinia Viruses as Vectors of Vaccine Antigens. Elsevier, New York, 1985.

RITA LAPPIN WELLS, Ph.D.

Dr. Wells is the Deputy Executive Director and Chief Operating Officer of the Committee for Purchase from People Who Are Blind or Severely Disabled. The Committee is an independent Federal agency responsible for managing the Javits-Wagner-O'Day (JWOD) Program, through which Federal activities purchase goods and services from nonprofit agencies associated with the National Industries for the Blind (NIB) and NISH, serving people with other severe disabilities. JWOD Program procurements provide high quality goods and services needed for the operation of the federal government, and also provide employment and job skills training for more than 34,000 people who are blind or have other severe disabilities.

Dr. Wells has an extensive background in Federal acquisition and management. She began her career in a contracting intern program with the Department of Defense (DoD) and went on to hold various acquisition related positions including as the program manager of a joint DoD-wide program, a Procuring Contracting Officer (TOMAHAWK Cruise missile program), an Administrative Contracting Officer for the Defense Logistics Agency, and a contract price analyst with the Pacific Command of the Air Force. She also was a member of the acquisition management faculty at both the Industrial College of the Armed Forces (ICAF), and the Air Force Institute of Technology (AFIT).

In addition, Dr. Wells teaches business administration and contract management courses for the University of Virginia. She also is a Faculty Associate at Johns Hopkins University for graduate courses in leadership and global strategic management.

She holds a doctorate from The Ohio State University, an MBA from Southern Illinois University, and a BA from the University of Illinois. Dr. Wells is a graduate of the Industrial College of the Armed Forces and the Department of Defense Senior Executive Leadership Course.

She is the recipient of many awards including the Hammer Award, the Commander's Award for Public Service, and the Meritorious Civilian Service award. Dr. Wells is a National Contract Management Association (NCMA) Fellow and a Certified Professional Contracts Manager (CPCM).

Dr. Wells resides in Falls Church, Virginia with her husband, John H. Wells, Ed.D., and their children, Martha and David.

INTENTIONALLY BLANK.

ATTACHMENT IV

**Review of the Department of Defense's (DoD) Acquisition of
Vaccine Production Memorandum**

INTENTIONALLY BLANK.



OFFICE OF THE SECRETARY OF DEFENSE

1000 DEFENSE PENTAGON
WASHINGTON, DC 20301-1000



AUG 17 2000

MEMORANDUM FOR SECRETARIES OF THE MILITARY DEPARTMENTS
CHAIRMAN OF THE JOINT CHIEFS OF STAFF
DUSD, INDUSTRIAL AFFAIRS
DUSD, ACQUISITION REFORM
DUSD, LOGISTICS
DIRECTOR, DIA
DIRECTOR, DLA
DIRECTOR, DTRA
DIRECTOR, DARPA
DIRECTOR, ACQUISITION RESOURCES AND ANALYSIS
DIRECTOR, DEFENSE PROCUREMENT
PRESIDENT, NDU
COMMANDANT, DSMC

SUBJECT: Review of the Department of Defense's (DoD) Acquisition of Vaccine Production

On August 20, 2000, the Deputy Secretary of Defense tasked the Director, Defense Research and Engineering (DDR&E) and the Assistant Secretary of Defense for Health Affairs (ASD(HA)) to jointly contract with a private organization or panel of experts to conduct a comprehensive study of the DoD's procurement of vaccine production (Enclosure 1). The panel's report of their findings is to be completed by November 20, 2000.

In response to this tasking, the DDR&E contracted with Science Applications International Corporation (SAIC) to support this effort. SAIC participated with DDR&E and ASD(HA) in drafting the approach to be followed (Enclosure 2) and a list of recommended topics and key points to be presented to the panel assembled in response to the subject (Enclosure 3). We request that your organization provide us a point of contact by August 23, 2000, to help expand upon the key points to be addressed and recommend and justify any special policies or procedures they believe are required to facilitate DoD oversight of successful vaccine acquisition.

Please provide the name of your organization's point of contact to Mr. Tom Bibby at 703-697-5561 or e-mail: bibbytm@acq.osd.mil. Your inputs for the study will be needed by September 6, 2000, and should be in briefing format with narrative back-up and source references.

Hans Mark
Director
Defense Research & Engineering

J. Jarrett Clinton, MD, MPH
Acting Assistant Secretary of Defense
(Health Affairs)

Enclosures:

1. DEPSECDEF Memorandum, 20 Jul 00
2. Study Approach to be Followed
3. List of Recommended Topics & Key Points



DEPSECDEF Review of the Department's Acquisition of Vaccine Production Approach to be Followed

1. Tasks (from DEPSECDEF memo dated July 20, 2000)
 - a. Consider vaccines—for which DoD is a major customer—to protect service members from biological warfare threats as well as infectious diseases.
 - b. Compare DoD status quo with best business practices and identify if/how DoD can leverage best aspects of private sector programs from industry.
 - c. Determine whether the DoD program requires acquisition processes unique from normal departmental acquisition procedures.¹
 - d. Develop recommendations for how the Department should best develop and oversee a vaccine production program.

2. Participants
 - a. DoD personnel may serve as technical advisors to the panel; not as panel members.
 - b. Panel chair with widely recognized expertise in the commercial vaccine industry is the preferred choice; however, this is not essential if a creditable one is not available.
 - c. Execute both a disclosure statement of related activities and plans, as well as non-disclosure statements.

3. Approach
 - a. SAIC prepares read-ahead material for panel members.
 - b. SAIC identifies candidate presenters from DoD and from industry and defines the scope of their presentations to include “must address” items.
 - c. SAIC conducts a critique of all read-ahead documents, and identifies potential issues and questions for panel consideration.
 - d. Panel receives read-ahead presentations from DoD with SAIC critiques, then members meet to discuss, identify issues and additional questions, and arrange schedules for interviews.
 - e. Panel members interview “presenters” in a question and answer format.
 - f. Slip the meeting schedule start until September and adhere to November 20 due date in the DEPSECDEF memo.
 - g. Final product is DEPSECDEF briefing and back-up material.
 - h. Read-ahead material and proceedings will be organized and catalogued for future reference.

¹ Operationally defined as DoD Agency and Component augmentation to and implementation of the DoDD 5000 series policies and Goldwater-Nichols Act.

DEPSECDEF Review of the Department's Acquisition of Vaccine Production Recommended Presentations

The following table contains recommended topics and points to be presented to the panel assembled in response to the subject. The respondent organizations are offered the opportunity to expand upon the mandatory key points to be addressed. Additionally, they are requested to recommend and justify any special policies or procedures they believe are required to facilitate DoD oversight of successful vaccine procurement. Responses should be in briefing format with narrative back-up and source references. These should be due to SAIC to initiate a critique not later than September 6, 2000.

Topic and Key Points to Address
<ul style="list-style-type: none"> • <i>Vaccine Policy</i> • <i>Roles and Responsibilities: RDA from Milestone I to Procurement</i> • <i>Vaccine Procurement and Logistics</i>¹ • <i>Vaccine Adverse Event Reporting and Product Recall</i> • <i>Postmarketing Surveillance</i> • <i>Clinical Record Keeping</i> • <i>Industrial Base Experience—capacity (surge), stockpile, diversity</i> • <i>Federal Regulatory Issues</i> • <i>Vaccine Product Life Cycle Management</i>² • <i>Industrial Base Experience</i> • <i>DoD and Serviceunique (if any) Requirements Definition</i> • <i>Operational Requirements Definition</i> • <i>Threat Assessments</i> • <i>Planning, Programming and BudgetingResource Management</i> • <i>Vaccine Acquisition Strategy and PlansRationale</i> • <i>Intellectual Property ManagementDoD and Commercial</i> • <i>Contracting and RADA Mechanisms</i> • <i>Product and Operational Liabilities and Indemnification</i> • <i>Security</i> • <i>Geopolitical Issues</i>

¹ Supplemented by DSPC Representative

² Supplemented by DSMC Representative

INTENTIONALLY BLANK.

ATTACHMENT V

**Deputy Secretary of Defense Vaccine Acquisition and Procurement Study Panel
Meeting Agenda, September 25 and 26, 2000**

INTENTIONALLY BLANK.

**DEPUTY SECRETARY OF DEFENSE
VACCINE ACQUISITION AND PROCUREMENT STUDY PANEL MEETING**

September 25 and 26, 2000
Crystal Gateway 4
Sign-In Suite 1500
Conference Room on 12th floor

AGENDA

September 25, 2000

8:00 – 8:15	Administrative announcements	Dr. Rickett
8:15 – 8:30	Introductions	Members and staff
8:30 – 9:30	Background and related studies	Dr. Johnson-Winegar
9:30 – 10:00	Discuss approach	Dr. Top
<i>10:00 – 10:15</i>	<i>Break</i>	
10:15 – 11:00	Threat Assessment	Dr. Bancroft
11:00 – 12:00	Requirements & Acquisition Mgmt	Dr. Denniston
12:00 – 13:00	Working Lunch – Discussion	Panel
13:00 – 13:30	Formal Charge to the Panel	Drs. Mark & Clinton
13:30 – 14:30	Acquisition Life Cycle	Dr. Rickett
14:30 – 15:30	DoD Vaccine Acquisition	Dr. Bancroft
<i>15:30 – 15:45</i>	<i>Break</i>	
15:45 – 16:30	DSCP Vaccine Management	Mr. McManus
16:30 – 17:00	Discussion of Next Steps	Panel
17:00	Recess until 8:00 a.m., September 26 th	

September 26, 2000

8:00 – 8:15	Administrative announcements	Dr. Rickett
8:15 – 9:15	Discuss DoD Vaccine Acquisition	Panel
9:15 – 10:15	Industry Best Practices	Mr. Gardner
<i>10:15 – 10:30</i>	<i>Break</i>	
10:30 – 11:00	DoD Specific Regulatory Issues	Mr. Miller
11:00 – 11:30	FDA Regulatory Considerations	Dr. Brunswick
11:30 – 13:00	Working Lunch – Clarification Discussions	Panel
13:00 – 15:00	Identify Missing Elements	Panel
<i>15:00 – 15:30</i>	<i>Break</i>	
15:30 – 17:00	Develop Agenda for next meeting	Panel
17:00	Recess until next meeting (October 10th?)	

INTENTIONALLY BLANK.

ATTACHMENT VI

**Deputy Secretary of Defense Vaccine Acquisition and Procurement Study Panel
Meeting Agenda, October 11, 12, and 13, 2000**

INTENTIONALLY BLANK.

DEPUTY SECRETARY OF DEFENSE
VACCINE ACQUISITION AND PROCUREMENT STUDY PANEL MEETING

October 11, 12 and 13, 2000

Epicenter 4A

SAIC Towers

1710 SAIC Drive

McLean, Virginia 22102

Phone: 703-821-4300

Fax: 703-676-4050

AGENDA

October 11, 2000

8:00 – 8:15	Administrative Announcements	Dr. Rickett
8:15 – 9:45	Recap and Discussion	Panel
9:45 – 10:00	<i>Break</i>	
10:00 – 11:00	Defense Contract Management Agency	Maj Gen Malishenko, USAF
11:00 – 12:00	Program Office/Contracting Interactions	Mr. Scott
12:00 – 13:00	Working Lunch – Discussion	Panel
13:00 – 15:00	Develop Approach and Questions for Day 2	Panel
15:00 – 15:15	<i>Break</i>	
15:15 – 17:00	Develop Approach and Questions for Day 2	Panel

October 12, 2000

8:00 – 9:00	Interview LTG Kern, U.S. Army	Panel
9:00 – 10:00	Interview MG Parker, U.S. Army and Ms. Armbruster, JPO BD	Panel
10:00 – 10:15	<i>Break</i>	
10:15 – 11:15	Interview COL Hoke, U.S. Army and COL Danley, U.S. Army	Panel
11:15 – 12:00	Discussions	Panel
12:00 – 13:00	Working Lunch – Discuss Way Forward	Panel
13:00 – 15:00	Discussions and Report Development	Panel
15:00 – 15:15	<i>Break</i>	
15:15 – 17:00	Report Preparation	Panel

October 13, 2000

8:00 – 10:00	Report Preparation	Panel
10:00 – 10:15	<i>Break</i>	
10:15 – 12:00	Report Preparation	Panel
12:00 – 13:00	Working Lunch – Discussions	Panel
13:00 – 15:00	Report Preparation	Panel
15:00 – 15:15	<i>Break</i>	
15:15 – 17:00	Report Preparation	Panel

INTENTIONALLY BLANK.

APPENDIX B

Generic Industry Process for Biologics Product Development

Preclinical Development	Proof of Concept	Product & Process Definition	Dose & Scale Definition	Proof of Efficacy & Manufacturability	WMA Preparation	License & Launch
Identify candidate diseases	Marketing Statement of Interest (SOI)	Marketing Needs Report		Pre-Launch Strategy		Worldwide Marketing Plan
Analyze biology of disease to identify potential antigens for a vaccine	Clinical/Regulatory		Proof of Concept Bridging Studies	Efficacy Studies	Prepare WMA	First Sale
Identify and develop animal model of the disease (if any)	Submit IND	Process Assessment Clinicals	Dose Ranging Studies	Consistency Studies		Support WMA & Extend Expiry
Identify and develop in vitro assays to test for immunity	Process	Regulatory Assessment	Dose Defined	Transfer Assays		Release WMA Approval
Develop in vitro system for expression for candidate vaccines	Product, Process and Formulation Development		Scale Defined	Update Spec. Strategy & Rationale		Process Support and Optimization
Optimize in vitro expression system	Analytical Assays	Product, Process & Formulation Finalized	Validate In-Process and Product Characterization Assays		Update Spec. Strategy & Rationale	Evaluate Assay Performance
Conduct biochemical characterization of the antigen	Validate Potency, Safety & Ster. Assay	Validate Raw Material, Stability and Release Assay	Update Spec. Strategy & Rationale	Kit Vendor Development of Serology Assays Capable of Evaluation Post-Vaccination and Post-Disease Seroconversion		
Conduct preclinical testing in the animal model(s)	ID Parameter for POC Clinicals	Spec. Strategy & Rationale				
Identify a need for adjuvants	Serology Assays	Develop & Evaluate High Throughput Serology Assay	Pilot Lot Stability Studies	Final Product & Primary Package Definition	Market Container Stability Studies	Full Scale Lot Stability Studies
Start analyzing alternatives for formulation (excipients and storage conditions)	Early Research Stability Experiments	Probe & Clinical Lot Stability Studies				Launch and Annual Stability Studies
Start stability program based on formulation and storage conditions	Facilities	Preliminary Product & Packaging Definition	Filling and Packaging Development		Final Product & Packaging Definition	Post-Launch Product and Packaging Support
	Manufacturing Feasibility Studies	Economic Feasibility Assessment	Mfg. Strategy	Prepare Prelim. Eng. & Basis of Design		Inspection Preparation
	Supply/Production			Detail Design	Build and Validate Facility	
	Prepare Lab Lots for POC Clinicals		Prepare Pilot Lots for POC Clinicals	Prepare Phase 3 Quality Lots	Prepare Consistency Lots	Prepare Launch Quantities of Vaccine

This document reflects the independent opinions of the Vaccine Study Panel and should not be construed as the official position of the DoD.

INTENTIONALLY BLANK.

APPENDIX C

**Several Categories of Consideration for Vaccine Discovery
through the Manufacturing Process**

<ul style="list-style-type: none"> ➤ Technologies <ul style="list-style-type: none"> - Conventional – live attenuated or inactivated organisms - DNA - Recombinant proteins - Viral or bacterial vector delivery - Immune stimulators - Synthetic peptides - Fermentation - Cell culture - Inactivation - Protein purification - Polysaccharide purification - Protein-polysaccharide conjugation - Adjuvant adsorption - Lyophilization
<ul style="list-style-type: none"> ➤ Source Materials <ul style="list-style-type: none"> - Vendor audits - Source identifiers - Lot traceability - Process control - Quality control - Material specifications - Inspection - Container testing
<ul style="list-style-type: none"> ➤ Specialized Equipment <ul style="list-style-type: none"> - Fermenters - Robots - Centrifuges - Filtration Systems - Chromatography systems - Lyophilizers - Filling systems - Inspection systems - Packaging systems - Automation
<ul style="list-style-type: none"> ➤ Product Characterization <ul style="list-style-type: none"> - Capillary zone electrophoresis - DNA and protein sequencing - Enzyme immunoassay and radioimmunoassays - HPLC - NMR - Immunochemical rate nephelometry - Size exclusion chromatography

**Several Categories of Consideration for Vaccine Discovery
through the Manufacturing Process (cont.)**

- Personnel Qualifications and Training
 - 30%–40% Advanced Degrees in area directly related to job
 - Technology (e.g., immunology and virology)
 - Process engineering and manufacturing (e.g., biologicals)
 - Regulatory (e.g., FDA, Environmental Protection Agency, and Occupational Safety and Health Administration)
 - Business (e.g., management, processes, and cost analysis)
 - Training (2–3 weeks per year)
 - Cutting edge technology, technology transfer, and analytical methodologies
 - Process specifics and manufacturing support
 - current Good Manufacturing Practice, current Good Clinical Practice, and current Good Laboratory Practice
 - Project planning (cost, schedule, and performance)
- Quality
 - Assurance (e.g., internal audits, regulatory updates, and agency inspections)
 - Testing
 - Validation (e.g., equipment cleaning, sterilization, and performance)
 - Product release [sequential and repeated testing (e.g., raw materials → test → culture media → test → bulk intermediates → test → final formulated bulk → test & CBER release → filled containers → test → packaged items → test → release to market) throughout process with detailed documentation to support release by CBER]. Note: With regard to product release, it typically takes 7 to 12 months to get bulk material released and 6 to 12 weeks for release approval following filling.
 - Licensing
 - Environmental monitoring

APPENDIX D

Briefing – DoD Acquisition of Vaccine Production (Report to the Deputy Secretary of Defense by the Independent Panel of Experts), November 29, 2000

INTENTIONALLY BLANK.



DoD Acquisition of Vaccine Production

**Report to the Deputy Secretary of Defense
by the Independent Panel of Experts**

November 29, 2000



Panel

- **Franklin H. Top, Jr., M.D. – Chair**
Executive Vice President and Medical Director
MedImmune, Inc.
- **John J. Dingerdissen**
Senior Director, Viral Vaccine Manufacturing
Merck & Co., Inc.
- **William H. Habig, Ph.D.**
Director, R&D Quality Assurance
Centocor, Inc.
- **Gerald V. Quinnan, Jr., M.D.**
Professor, Preventive Medicine, Medicine and Microbiology
Uniformed Services University of the Health Sciences
- **Rita L. Wells, Ph.D.**
Deputy Executive Director
Committee for Purchase from People Who are Blind or Severely Disabled

Terms of Reference

The Deputy Secretary of Defense requested that the study by the independent panel of experts focus on the following areas:

- Vaccines to protect Service members against biological warfare threats as well as infectious diseases.
- A comparison of current Department efforts with best business practices in the biologics industry, and if/how the Department can leverage the best aspects of the private sector programs from industry.
- A determination of whether the DoD program requires acquisition processes unique from normal departmental acquisition procedures.
- The development of recommendations for how the Department should best develop and oversee a vaccine acquisition production program.

Facts Bearing on the Problem

- BW and endemic diseases are proven, high consequence threats to military operational effectiveness
- Vaccines are lowest risk, most effective protection
 - Better than antibiotics or other treatments
 - Enable force projection
- Current approach is insufficient and will fail
- **A NEW APPROACH CAN MAKE THIS PROGRAM WORK**

Why Will Current Program Fail?

- Approach is contrary to business success model
 - No one in charge
 - Diffuse management
 - Fragmented program
- Lack of integration from discovery through licensure
- Lack of essential scientific oversight and talent
- Insufficient capture of industrial base
- Goals and dollars do not match



Industry Best Practices

Successful Vaccine Acquisition

Industry Best Practices effectively integrate:

- Policy
- Product life cycle
 - Research
 - Development
 - Production
 - Licensure
 - Sustainment
- Resources
- Management

Resources

Industry Benchmark

- Funding stability
- Up-front multiyear commitment
- Flexible “reprogramming” authority (\$ and type)
- Product focus, not budget focus

Baseline Schedule Fully Funded

Resources (cont.)

Industry Benchmark

- R&D \$300M - \$400M/product
- Facility capital investment estimate
 - Production, labs, and support - \$75M - \$115M/product
- Operations and Maintenance Estimate
 - Manufacturing \$30M - \$35M/product/year

DoD Products Underresourced

Human Investment

Industry Benchmark at 8 Product Scale

- 2,500 people
- Exceptional and specialized skills
- Scarce national pool
- Competitive compensation
- Special HR programs necessary
 - Recruit, train, and retain

People + Process → Vaccines

Management

Industry Benchmark

- Goal is quality product
- Scientific expertise at every level
- Problem focus for continuing improvement
 - Rapid assessment and decisions
 - Mitigate risk at every stage
- Empowered and accountable management teams



DoD Practices



Best Business Assessment

Industry Best Practices	Assessment of DoD	Rationale for Assessment
Integrated Discovery Through Licensure	R	Piecemeal process
Scientific Talent	Y	Good S&T, inadequate development and production
Technical Qualifications of Management	R/Y	Vaccine Acquisition ≠ Weapons System Acquisition
Management Focus and Accountability	R/Y	Fragmented and Multilayered below DEPSECDEF
Funding Stability	R	Annual allocation and frequent decrement drills
Funding Commitment	R	Development/Acquisition not funded following discovery
Flexible Reprogramming	R/Y	Limited by Congress
Focus on Product Quality	Y	Goal G ; Execution R

- G** = Full Compliance
- Y** = Moderate Compliance
- R/Y** = Low Compliance
- R** = No Compliance (High Risk)

•
•

Strategic Options

- Industry
- Government
- Combined integrated approach

Industry Option: Impediments

- Size & scope of program
- Industrial base at full capacity
- Idle manufacturing
- Risk to industry
 - Efficacy risk
 - Program stability
 - Perceptions
 - Political
- Defense procurement practices

Government Option: Impediments

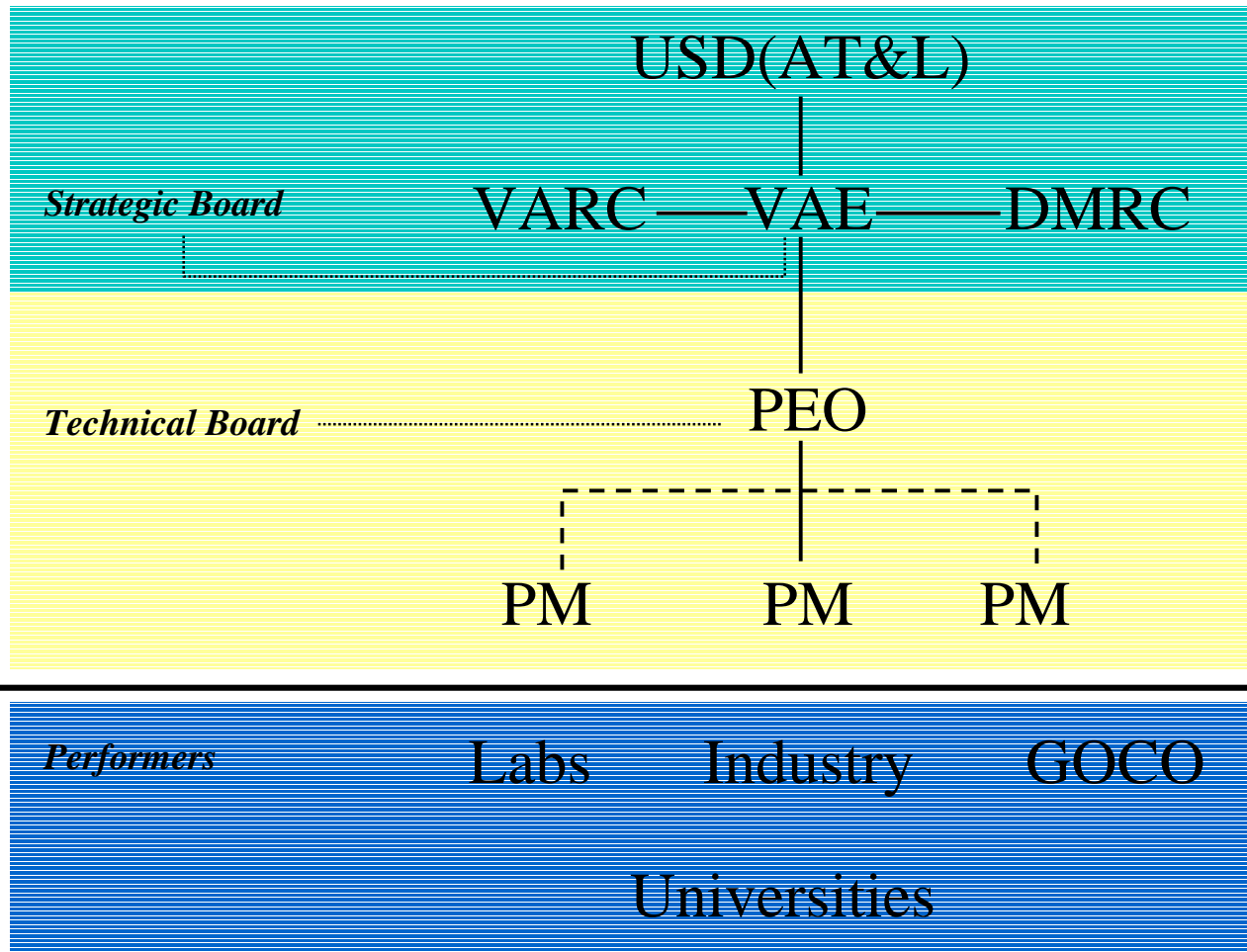
- Size - 2,500 personnel
- Lack of personnel experienced in vaccine development processes
- Noncompetitive recruitment

Preferred Option: Integrated Approach

- Combines:
 - Management/development skills of industry
 - Acquisition skills of DoD
 - Scientists from Federal, academic/industry labs
 - Exploit industry development/manufacture where possible
 - GOCO for development/manufacture of remaining products

Incentivize Industry

Proposed Management Organization



GOCO Facilities

- Shell/buildout to process and manufacturing scale
- Expandable
- 3 to 4 product/process capacity
- Pilot production/scale-up
 - 2 products at one time
- Inherent clinical, regulatory, QC & QA elements, applied research lab capability
- University/industry corridor location is essential--
Northeast coast lowest risk

Resource Estimates

(8 Vaccines*)

- R&D Funds -- \$3.2B
- Initial Capital Funding \geq \$370M
 - \$75M - \$115M for each additional vaccine after first 4
 - 5% - 10% infrastructure improvement/year
- Operations and Maintenance ~ \$300M/year
- 2,500 people

* BD and MIDRP require >8 vaccines total; study scale was 8 vaccines

Industry Incentives

- Overture to industry
- Encourage industry development of vaccines
 - Longest multiyear contracts possible
 - Incentive-based contracts
 - Government-provided facility

Findings and Recommendations

1. Vaccines to protect Service members against biological warfare threats as well as infectious diseases.
 - Combine programs from discovery to production

Findings and Recommendations (cont.)

2. A comparison of current Department efforts with best business practices in the biologics industry, and if/how the Department can leverage the best aspects of the private sector programs from industry.
 - a. Current Department efforts do not meet industry best practices:
 - Diffuse management and fragmented lines of responsibility
 - Inadequate scientific oversight
 - Inadequate program integration from discovery through licensure
 - Inadequate resources to meet goals
 - b. Adopt integrated approach utilizing:
 - Management/development skills of industry
 - Accountable, lean DoD management structure
 - Strong technical guidance and personnel
 - GOCO

Findings and Recommendations (cont.)

3. A determination of whether the DoD program requires acquisition processes unique from normal departmental acquisition procedures.
 - Yes, vaccine acquisition is different from weapons acquisition and success requires different procedures
 - Strong technical input imperative
 - Workforce
 - Management
 - Stable, long-range funding for vaccine life cycle
 - Reprogramming authority

Findings and Recommendations (cont.)

4. The development of recommendations for how the Department should best develop and oversee a vaccine acquisition production program.
 - a. Combined, integrated model
 - b. Focused and streamlined organization
 - c. Segregated, OSD-sponsored funding
 - d. Incentivized industry involvement (with GOCO)
 - e. DoD, Executive Branch, and Congressional support to remove impediments and provide necessary incentives



Backup Slides

Product Life Cycle Integration

Component

Research

Development

Production

Licensure

Sustainment

Example

Follow-on candidates

Optimal shot regimen

Validated process

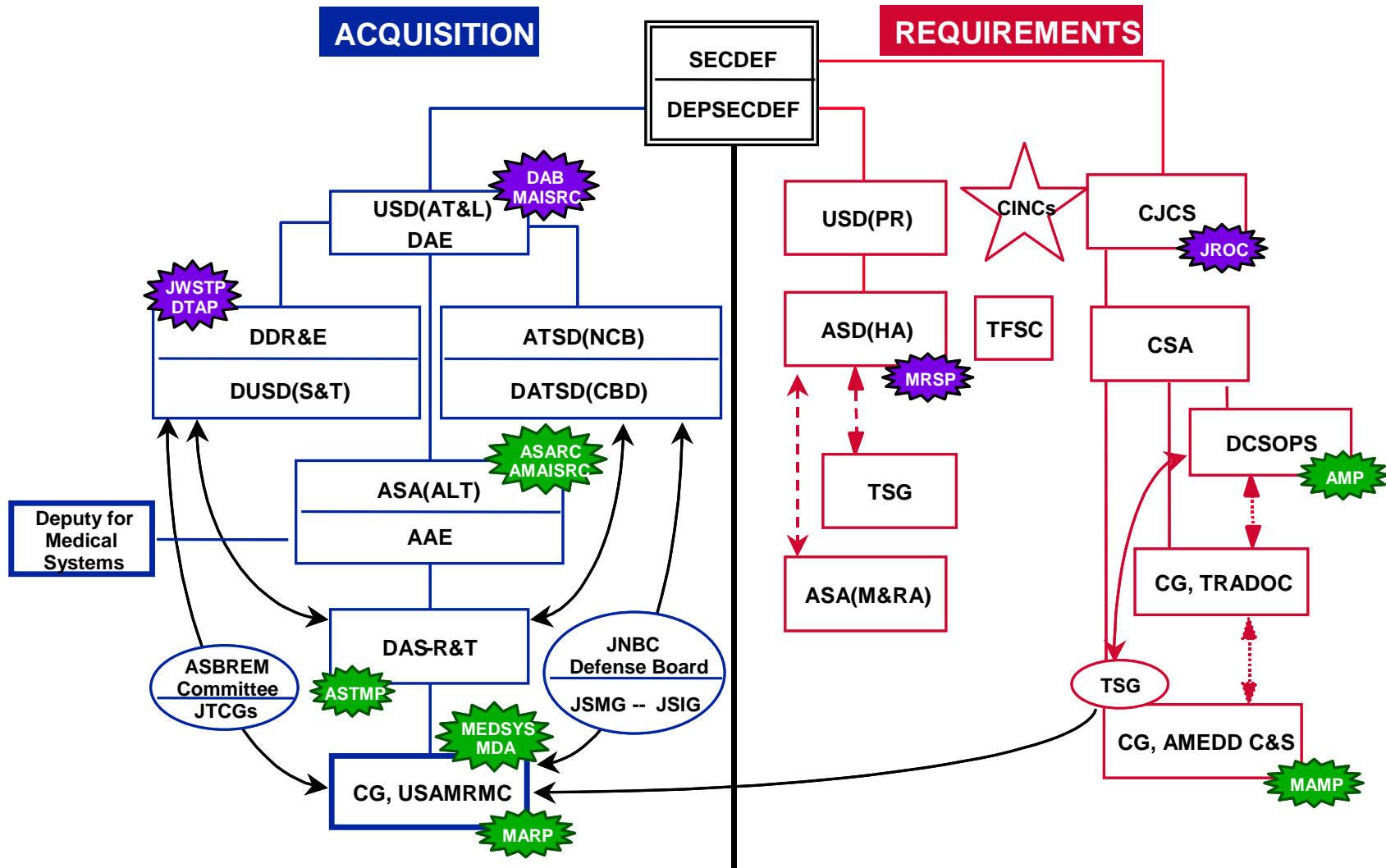
FDA compliance

Reliable supply

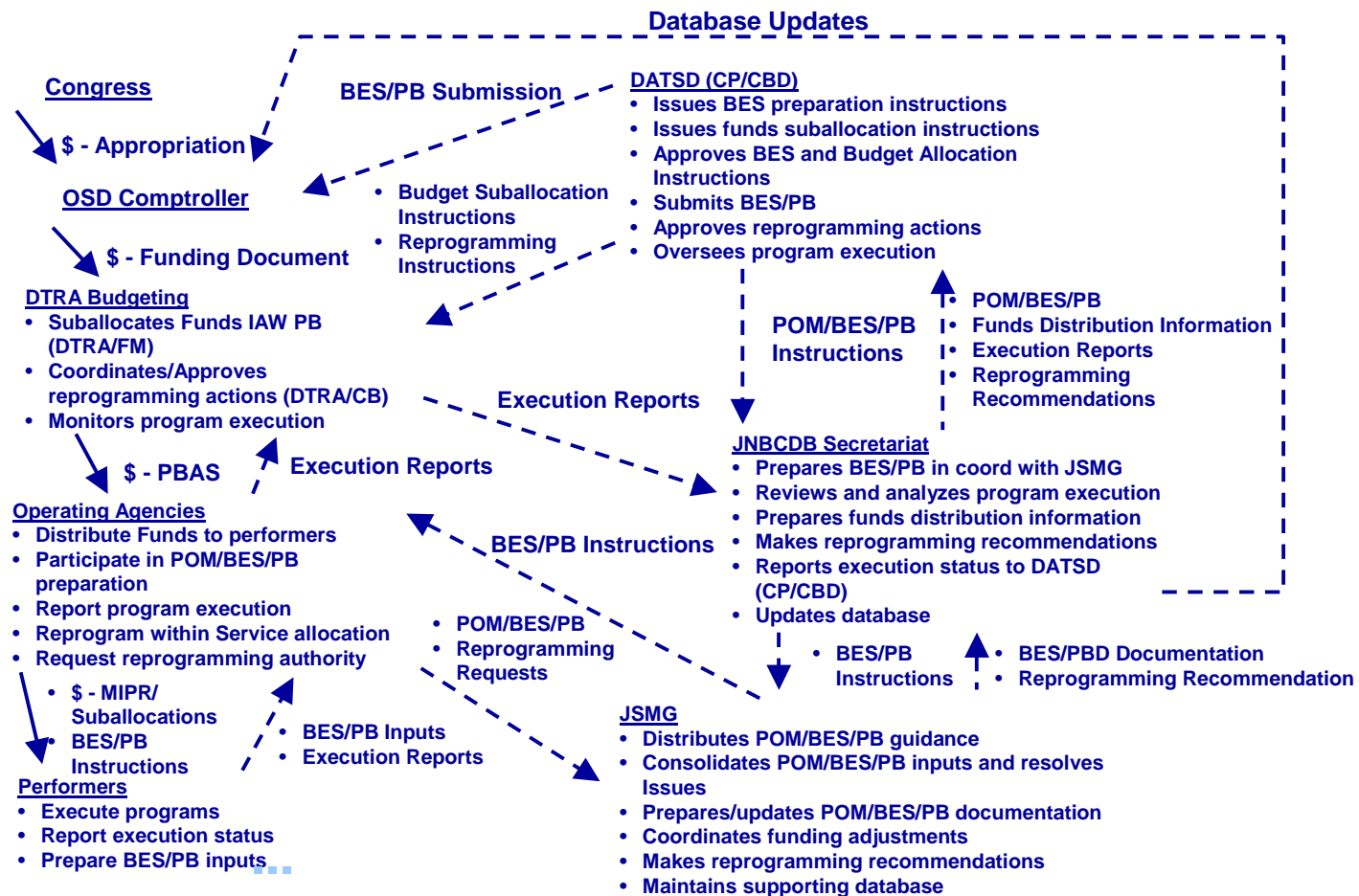
Success

- Scientifically competent, empowered management
- Must integrate
 - Science & technology
 - Discovery
 - Applied activities
 - Product development
 - Manufacturing
 - Product licensure
 - Postlicensure sustainment

Management Organization



Chemical and Biological Defense Program Funds Management Process



JSMG Hand Book of Standard Operating Procedures, Fig IV-I, Page 19

Proposed Management Structure

- Tailored Acquisition Model
 - OSD Vaccine Acquisition Executive (VAE)
 - Oversight (ACAT I)--technically qualified
 - Strategic Board advises VAE
- Vaccine Acquisition Review Council (VARC) and Defense Medical Requirements Council (DMRC)

Proposed Management Structure

- Joint Program Executive Officer (PEO)
 - VAE and PEO with scientific and acquisition skills
- Scientific & technical advisors on tactical operations to PEO
 - Periodic (scheduled) review
- PEO responsible for sponsoring (\$) S&T/relevant infrastructure and exploits DoD lab capability
- No dual hats

Resource Estimates

- R&D Funds -- \$3.2B
 - ~ 8 successful vaccines (7-12 years each)*
 - ~ \$300 - \$400M/product R&D to licensure
 - ~ 2 products/year to start
 - ~ 4 products/year at year 4
 - ~ 8 products/year when mature

* BD and MIDRP require >8 vaccines total; study scale was 8 vaccines

Resource Estimates (cont.)

- Capital funds \geq \$370M
 - ~ \$300M construction for manufacturing
 - ~ \$70M construction for labs
 - ~ \$75-\$115M for each additional vaccine after the initial 4
 - ~ 5%-10% infrastructure improvements/year at year 8
- Operations and Maintenance funds
 - ~ \$300M/year for 8 vaccines

Human Investment Estimate

- 2,500 people—exceptional and specialized skills
 - Scarce national pool
- Competitive compensation
- Special programs necessary
 - Train to expand the pool
 - Recruit
 - Retain
 - Compensate

People + Process → Vaccine



Vaccine Study Panel



Panel Sponsors

- Hans Mark, Ph.D.
Director, Defense Research and Engineering
- J. Jarrett Clinton, M.D., M.P.H.
Acting Assistant Secretary of Defense (Health Affairs)

Briefings

- DATSD(CBD): Background and Related Issues
- SAIC: U.S. and International Vaccine Industrial Base
- SAIC: Vaccine Manufacturing Industry Best Practices
- SAIC: Food and Drug Administration Considerations
- SAIC: Overview of DoD Requirements Related to Vaccine Production
- SAIC: Selected Examples of DoD Experience with Acquisition of Licensed Vaccines
- DIA: Worldwide Biological Warfare Threat
- DSMC: Requirements Generation Process and Acquisition Life Cycle
- DSMC: Defense Acquisition Process Milestones and Phases: A Summary of the Revised 5000 Series

Briefings (cont.)

- SAIC: Defense Acquisition Workforce
- Joint Vaccine Acquisition Program: Acquisition of Biological Defense Vaccines
- U.S. Army Medical Research and Materiel Command: Vaccine Development and Production Process & Issues
- Defense Supply Center Philadelphia: Vaccine Management
- Defense Advanced Research Projects Agency: Vaccine Program Overview
- Headquarters, U.S. Navy: Review of DoD Acquisition and Production of Vaccines

Interviews

- Lieutenant General Paul Kern, USA, Military Deputy to the Assistant Secretary of the Army (AL&T) and Director, Acquisition Career Management
- Major General Timothy Malishenko, USAF, Director, Defense Contract Management Agency
- Mr. Robert Scott, Senior Principal, American Management Systems
- Major General John Parker, M.D., USA, Commanding General, U.S. Army Medical Research and Materiel Command (USAMRMC)
- Mrs. Vicky Armbruster, Joint Program Manager for Biological Defense
- Colonel David Danley, Ph.D., USA, Project Manager, Joint Vaccine Acquisition Program
- Colonel Charles Hoke, M.D., USA, Director, Military Infectious Diseases Research Program, HQ, USAMRMC

Acronyms

ACAT	Acquisition Category	CSA	Chief of Staff, Army
AAE	Army Acquisition Executive	DAB	Defense Acquisition Board
AMEDD C&S	Army Medical Department Center and School	DAE	Defense Acquisition Executive
AMP	Army Modernization Plan	DATSD(CBD)	Deputy Assistant to the Secretary of Defense (Chemical/Biological Defense)
ASA(ALT)	Assistant Secretary of the Army for Acquisition, Logistics and Technology	DCSOPS	Deputy Chief of Staff for Operations (U.S. Army)
ASA(M&RA)	Assistant Secretary of the Army for Manpower and Reserve Affairs	DDR&E	Director, Defense Research and Engineering
ASARC	Army Systems Acquisition Review Council	DEPSECDEF	Deputy Secretary of Defense
ASD(HA)	Assistant Secretary Defense for Health Affairs	DIA	Defense Intelligence Agency
ASTMP	Army Science and Technology Master Plan	DMRC	Defense Medical Requirements Council
ATSD(NCB)	Assistant to the Secretary of Defense (Nuclear, Chemical, Biological)	DoD	Department of Defense
BD	Biological Defense	DTAP	Defense Technology Area Plan
BES	Budget Estimate Submission	DTRA	Defense Threat Reduction Agency
BW	Biological Warfare	DUSD(S&T)	Deputy Under Secretary of Defense (Science and Technology)
CG	Commanding General	FDA	Food and Drug Administration
CINC	Commander in Chief	GOCO	Government-Owned, Contractor-Operated
CJCS	Chairman, Joint Chiefs of Staff		

Acronyms (cont.)

JNBC	Joint Nuclear, Biological, Chemical	PM	Program Manager
JNBCDB	Joint Nuclear, Biological, and Chemical Defense Board	QA	Quality Assurance
JROC	Joint Requirements Oversight Council	QC	Quality Control
JSIG	Joint Services Integration Group	R&D	Research and Development
JSMG	Joint Services Materiel Group	RDA	Research, Development, and Acquisition
JTCG	Joint Technology Coordinating Group	S&T	Science & Technology
JWSTP	Joint Warfighting Science and Technology Plan	SAIC	Science Applications International Corporation
MAISRC	Major Automated Information System Review Council	SECDEF	Secretary of Defense
MAMP	Mission Area Materiel Plan	TFSC	Theater Functional Steering Committee
MARP	Management Assessment Review Plan	TRADOC	Training and Doctrine Command
MDA	Milestone Decision Authority	TSG	The Surgeon General
MIDRP	Military Infectious Diseases Research Program	USAMRMC	U.S. Army Medical Research and Materiel Command
MIPR	Military Interagency Purchase Request	USD(AT&L)	Under Secretary of Defense for Acquisition, Technology and Logistics
MRSF	Medical Readiness Strategic Plan	USD(PR)	Under Secretary of Defense for Personnel and Readiness
OSD	Office of Secretary of Defense	VAE	Vaccine Acquisition Executive
PB	President's Budget	VARC	Vaccine Acquisition Review Council
PBAS	Program Budget Accounting System		
PEO	Program Executive Officer		

INTENTIONALLY BLANK.

APPENDIX E**Acronyms**

ACAT	Acquisition Category
AAE	Army Acquisition Executive
ACIP	Advisory Committee on Immunization Practices
AMAI SRC	Army Major Automated Information System Review Council
AMEDD C&S	Army Medical Department Center and School
AMP	Army Modernization Plan
ASA(ALT)	Assistant Secretary of the Army for Acquisition, Logistics and Technology
ASA(M&RA)	Assistant Secretary of the Army for Manpower and Reserve Affairs
ASARC	Army Systems Acquisition Review Council
ASBREM	Armed Services Biomedical Research Evaluation and Management (Committee)
ASD(HA)	Assistant Secretary Defense for Health Affairs
ASTMP	Army Science and Technology Master Plan
ATSD(NCB)	Assistant to the Secretary of Defense (Nuclear, Chemical, Biological)
AVA	Anthrax Vaccine, Adsorbed
AVP	Acquisition of Vaccine Production
BDP	Biological Defense Program
BES	Budget Estimate Submission
BW	Biological Warfare
CBER	Center for Biologics Evaluation and Research
CG	Commanding General
CINC	Commander in Chief
CJCS	Chairman, Joint Chiefs of Staff
CSA	Chief of Staff, Army
DAB	Defense Acquisition Board
DAE	Defense Acquisition Executive
DAS-R&T	Deputy Assistant Secretary of the Army for Research and Technology
DATSD(CBD)	Deputy Assistant to the Secretary of Defense (Chemical/Biological Defense)
DCSOPS	Deputy Chief of Staff for Operations (U.S. Army)
DDR&E	Director, Defense Research and Engineering
DEPSECDEF	Deputy Secretary of Defense
DIA	Defense Intelligence Agency
DLA	Defense Logistics Agency
DMRC	Defense Medical Requirements Council
DNA	Deoxyribonucleic Acid
DoD	Department of Defense
DTAP	Defense Technology Area Plan

DTRA	Defense Threat Reduction Agency
DUSD(S&T)	Deputy Under Secretary of Defense (Science and Technology)
EEE	Eastern Equine Encephalitis
FDA	Food and Drug Administration
FTE	Full-time Equivalent
GOCO	Government-Owned, Contractor-Operated
HIV	Human Immunodeficiency Virus
IAW	In Accordance With
IDP	Infectious Disease Program
IND	Investigational New Drug
IOM	Institute of Medicine
JNBC	Joint Nuclear, Biological, Chemical
JNBCDB	Joint Nuclear, Biological, and Chemical Defense Board
JPO BD	Joint Program Office for Biological Defense
JROC	Joint Requirements Oversight Council
JSIG	Joint Services Integration Group
JSMG	Joint Services Materiel Group
JTCG	Joint Technology Coordinating Group
JVAP	Joint Vaccine Acquisition Program
JVAP PMO	Joint Vaccine Acquisition Program, Project Management Office
JWSTP	Joint Warfighting Science and Technology Plan
MACOMs	Major Commands
MAISRC	Major Automated Information System Review Council
MAMP	Mission Area Materiel Plan
MARP	Management Assessment Review Plan
MDA	Milestone Decision Authority
MIDRP	Military Infectious Diseases Research Program
MIPR	Military Interagency Purchase Request
MRSP	Medical Readiness Strategic Plan
NCI	National Cancer Institute
NEPA	National Environmental Policy Act
NIAID	National Institute of Allergy and Infectious Diseases
O&M	Operations and Maintenance
ODDR&E	Office of the Director, Defense Research and Engineering
OMA	Operations and Maintenance, Army
OSD	Office of Secretary of Defense
OTA	Other Transaction Authority
PB	President's Budget
PBAS	Program Budget Accounting System
PBD	Program Budget Decision
PEO	Program Executive Officer

PMs	Program Managers
PPB	Planning, Programming, and Budgeting
PSC	Prime Systems Contractor
QA	Quality Assurance
QC	Quality Control
R&D	Research and Development
RDA	Research, Development, and Acquisition
RDT&E	Research, Development, Test, and Evaluation
RFPs	Request for Proposals
S&E	Scientists & Engineers
S&T	Science & Technology
SAIC	Science Applications International Corporation
SEB	Staphylococcal Enterotoxin B
SECDEF	Secretary of Defense
TFSC	Theater Functional Steering Committee
TRADOC	Training and Doctrine Command
TSG	The Surgeon General
UNICEF	United Nations International Children's Emergency Fund
USAMRIID	U.S. Army Medical Research Institute of Infectious Diseases
USAMRMC	U.S. Army Medical Research and Materiel Command
USD(AT&L)	Under Secretary of Defense for Acquisition, Technology and Logistics
USD(PR)	Under Secretary of Defense for Personnel and Readiness
VAE	Vaccine Acquisition Executive
VARC	Vaccine Acquisition Review Council
VEE	Venezuelan Equine Encephalitis
WEE	Western Equine Encephalitis
WMA	Worldwide Marketing Assessment
WRAIR	Walter Reed Army Institute of Research

INTENTIONALLY BLANK.

APPENDIX C

**Surgeon General's Letter
to the
Secretary of Defense**

INTENTIONALLY BLANK.

Assistant Secretary for Health
Surgeon General
Washington, D.C. 20201

JAN 31 2001

The Honorable Donald H. Rumsfeld
Secretary of Defense
Washington, D.C. 20301

Dear Mr. Secretary:

In fulfillment of the requirement in Section 218 of the National Defense Authorization Act for FY 2001, I am pleased to offer the following observations regarding the utility for the civilian sector of a government-owned, contractor-operated (GOCO) vaccine production facility, particularly for vaccines relevant to defense against the release of biological warfare agents.

Biological agents, even if adversaries intend them solely for use against military targets, could have the potential for causing severe, primary or collateral civilian casualties. Therefore, HHS has a substantial interest in the availability of vaccines that can be used, in sufficient quantity, to offer protection for civilian populations. For many reasons, a GOCO vaccine production facility, under the proper conditions, could assure the availability of these vaccines for military, as well as eventual civilian use should the need arise. Therefore, we want to encourage DOD to proceed with plans to develop a GOCO vaccine production capability and offer our technical assistance within the resources available to HHS. We believe that civilian participation can strengthen GOCO's operation and contribute to its success. Joint planning could avoid the eventual consideration of separate government-owned production of orphan and other vaccine products required mainly by the civilian population.

Should civilian use of the products of a GOCO be incorporated into your plans, we would welcome the opportunity to discuss means to participate in facility design and eventual product planning and production financing. The list of biological weapon threats facing civilian populations is very similar to that under consideration in DOD's initial planning, but the total production requirements may be substantially different. In addition, there may eventually be vaccines that need to be produced in a GOCO facility for which civilian needs dominate total demand (e.g., malaria, viral hemorrhagic fevers) but for which there is also a substantial requirement for force protection, even though the diseases against which they are protective are not considered bio-weapons.

In designing a GOCO and determining its requirements, we hope that product and production flexibility would be an important consideration. In the projected eight years to completion of the facility, disease and other threat profiles may evolve with a commensurate change in production needs. The introduction of West Nile encephalitis to the United States is just one example of how rapidly threats from infectious agents may change without warning, producing new challenges for protection of our armed forces as well as of our civilian population. New

Page 2 – The Honorable Donald H. Rumsfeld

production technologies are also on the horizon, and what now may be considered an orphan vaccine may take on new significance in the future.

We believe that a GOCO vaccine production facility can yield many benefits for meeting defense as well as civilian vaccine needs. We look forward to working with you in addressing such questions as how joint investment and production management might be achieved, how vaccine requirements for extended age groups might be accommodated, and how a variety of legal questions such as vaccine licensing and liability might be addressed.

I look forward to our continued discussions about this important step in further assuring the protection of our country from the effects of the unleashing of biological agents against our armed forces and civilian population.

Sincerely yours,

A handwritten signature in black ink, appearing to read "David Satcher", with a horizontal line extending to the right.

David Satcher, M.D., Ph.D.
Surgeon General, USPHS

cc: Dr. Anna Johnson-Winegar ✓