

RAPPORT DE RENCONTRE

MATCH REPORT

| | | | | | |
|--------------|---------------|---------------|----------------|------------------|--------------------------|
| DATE DATE | HEURE TIME | POULE POOL | LIEU VENUE | TERRAIN PITCH | No du MATCH MATCH NO. |
| 23/02/2004 | 14:00 | A19 | Melbourne, VIC | 1 | 19 |

RESULTAT / RESULT

Pays / Country




SA Adelaide Hotshots

| | | | |
|--------------------------------------|----|----|----|
| Final | 1 | -- | 2 |
| Final | 1 | -- | 2 |
| Mi-temps Halftime | 0 | -- | 2 |
| Prolongation Extra-Time | -- | -- | -- |
| Coups de pénalité Penalty Strokes | -- | -- | -- |

Pays / Country

WA WA Thundersticks

| Au jeu Time On | N° de maillot Shirt No. | Noms Names |  Vert Green |  Jaune Yellow |  Rouge Red |
|-------------------|-------------------------------|--------------------------|---|---|--|
| X | 1 | OMANY, Clement (GK) | | | |
| 36 | 2 | RONAN, Ray (GK) | | | |
| 19 | 3 | BAKER, Nick | X | | |
| X | 4 | HOLT, Stephen | | | |
| 22 | 5 | CLEGHORN, Tom | | | |
| X | 6 | WISHART, Ian | | | |
| X | 7 | VICTORY, Craig (Captain) | | | |
| X | 8 | LEE, Matthew | | | |
| 16 | 9 | DRY, Joel | | | |
| 9 | 10 | STEPHEN, Dale | | | |
| X | 11 | KNIGHT, Tas | X | | |
| 23 | 12 | TELFER, Will | | | |
| X | 13 | VICTORY, Mark | | | |
| X | 14 | SCHUBERT, Grant | | | |
| X | 15 | REECE, Greg | | | |
| X | 16 | FITZGERALD, Brad | | | |
| X | 17 | BIRCHER, Stefan | | | |
| 13 | 18 | JOHNSON, Marc | | | |
| Coach | | HAIGH, Bob | | | |

| Au jeu Time On | N° de maillot Shirt No. | Noms Names |  Vert Green |  Jaune Yellow |  Rouge Red |
|-------------------|-------------------------------|-------------------------|---|---|--|
| X | 3 | BOYCE, Michael | | | |
| X | 4 | WEBSTER, Scott | | | |
| X | 5 | GAUDOIN, Paul (Captain) | | | |
| 15 | 7 | McINTYRE, Murray | | | |
| 17 | 8 | GALVIN, David | | | |
| X | 9 | GEORGE, Bevan | | | |
| X | 10 | HOPKINS, Aaron | | | |
| X | 11 | WOODHOUSE, Tristram | | | |
| X | 13 | MARTIN, Leon (GK) | | | |
| | 14 | MUNRO, Chris (GK) | | | |
| | 15 | KAVANAGH, Tom | | | |
| X | 17 | BOYCE, Geoffrey | | | |
| X | 18 | BOLTON, Guy | | | |
| 19 | 19 | TRIGWELL, Daniel | | | |
| X | 20 | BOYCE, Steven | | | |
| X | 21 | GIBSON, Richard | | | |
| 31 | 23 | DANCER, Brent | | | |
| | 24 | CHARLESWORTH, Jono | | | |
| Coach | | HAWGOOD, Neil | | | |

**CHEF D'ÉQUIPE
 TEAM MANAGER**

CLAXTON, Bob

**ARBITRE
 UMPIRE**

McCANN Patrick (NSW)

**JUGE
 JUDGE**

MYERS, Kylie

**ASSISTANT TECHNIQUE
 TECHNICAL OFFICER**

SMITH, Bruce

**CHEF D'ÉQUIPE
 TEAM MANAGER**

FERRARI, Martin

**ARBITRE
 UMPIRE**

LOCKLEY Ian (NT)

**JUGE
 JUDGE**

PEEBLES, David

**ARBITRE RÉSERVE
 RESERVE UMPIRE**

DE YOUNG Ben (QLD)

| Pays / Country | Minute | N° | Action | Score |
|----------------|--------|----|--------|--------|
| WA | 13 | 20 | FG | 0 -- 1 |
| WA | 23 | 20 | PC | 0 -- 2 |
| SA | 42 | 7 | FG | 1 -- 2 |
| | | | | -- |
| | | | | -- |
| | | | | -- |

| Pays / Country | Minute | N° | Action | Score |
|----------------|--------|----|--------|-------|
| | | | | -- |
| | | | | -- |
| | | | | -- |
| | | | | -- |
| | | | | -- |

| Pays / Country | Minute | N° | Action | Score |
|----------------|--------|----|--------|-------|
| | | | | -- |
| | | | | -- |
| | | | | -- |
| | | | | -- |
| | | | | -- |

REMARQUES

REMARKS

FG - Field Goal / PC - Penalty Corner / PS - Penalty Stroke