



ANNUAL REPORT 2004



## NATIONAL LOTTERIES BOARD

Registered address:

the dti Campus  
2<sup>nd</sup> Floor, Block D  
77 Meintjes Street  
Sunnyside  
Pretoria  
0002

Postal address:

P O Box 1556  
Brooklyn Square  
Pretoria  
0075

Telephone:

+27-12-394 3440

Fax:

+27-12-394 0452

Website:

[www.nlb.org.za](http://www.nlb.org.za)

Auditors:

Auditor-General

Bankers:

ABSA  
Nedbank  
First National Bank  
Rand Merchant Bank  
Standard Corporate Merchant Bank



**Mr. M Mpahlwa**

Minister of Trade and Industry

Report of the National Lotteries Board for the period 1 April 2003 to 31 March 2004.

I am honoured to be able to present the sixth Annual Report of the National Lotteries Board for the year ended 31 March 2004, in accordance with Section 12 of the Lotteries Act (No. 57 of 1997), as amended, and the Public Finance Management Act (No. 1 of 1999), as amended.

J A Foster  
Chairman



## CONTENTS

## PAGE NO

<b>Chairperson's Report</b>	4
<b>National Lotteries Board (NLB):</b>	
Report of the Audit Committee	16
Materiality Framework	17
Report of the Auditor-General	19
Board Report	21
Balance Sheet	24
Income Statement	25
Statement of Changes in Equity	26
Cash Flow Statement	27
Summary of Accounting Policies	28
Notes to the Annual Financial Statements	30
<b>National Lottery Distribution Trust Fund (NLDTF):</b>	
Report of the Auditor-General	38
Balance Sheet	40
Income Statement	41
Statement of Changes in Equity	42
Cash Flow Statement	43
Notes to the Annual Financial Statements	44
<b>NLDTF Beneficiaries</b>	48

## CHAIRPERSON'S REPORT

### CHAIRPERSON'S MESSAGE

It is once again gratifying to see that the annual audit reveals the highest level of integrity, responsibility and control on the part of the Board and its employees.

This year marks the 10<sup>th</sup> Anniversary of South Africa's first democratic elections. As we celebrate the great achievements of the past 10 years, we must give thanks to those that brought us our freedom and also acknowledge all the changes we have experienced.

The National Lotteries Board is young compared to our new democracy. We have just celebrated 5 years of existence. The term of office of the Board expired in October 2003 and was renewed for a further five years. Advocate Nceba Dukada could not accept his re-appointment due to work commitments and was replaced by Advocate George Negota. Dr Alister Ruiters, Director-General of the dti was replaced by Ms Astrid Ludin as the member designated by the Minister.

We are indeed proud of the contributions made by the National Lottery and the difference the good cause monies have made to the lives of the less fortunate in our country. Many of the recipients faced bleak times and have been afforded the opportunity to continue in their service to their community through the grants from the National Lottery Distribution Trust Fund (NLDTF).

In acknowledging the difference made to the lives of our people, we should also acknowledge those who make it possible for the funds to be generated. While Uthingo Management may be responsible for the running of the National Lottery and the National Lotteries Board may be responsible for the regulation of the National Lottery and the distribution of funds, none of this would be possible without the participants in the National Lottery.

It is through the contributions of lottery players that billions of rand have been generated for good causes and passed on to the thousands of beneficiary groups across our country. Since the inception of the National Lottery in March 2000, over 5 000 beneficiaries have been allocated over R2,2 billion from the NLDTF. We cannot thank the public enough for their participation in the National Lottery. The funds distributed come from monies raised by South Africans, for South Africans.

We have completed yet another successful year and there are many that I would like to thank for their contributions:

- ◉ Uthingo Management for a well organised, efficient and secure Lottery;
- ◉ Members of the National Lotteries Board for their input and conviction in ensuring that the National Lottery is run with integrity and due propriety;
- ◉ Minister Erwin and the dti for their guidance and assistance;
- ◉ Members of the Audit Committee for their diligence and valuable input;
- ◉ Members of the Distributing Agencies for the time spent adjudicating applications; and
- ◉ Professor Ram and his staff for making sure our duties, as determined by the Lotteries Act, are fulfilled.

I would also like to give the assurance of the National Lotteries Board that we will continue to strive to ensure that the National Lottery is run with due propriety and that profits and contributions to good causes will not be at the expense of families and our people.



Joe Foster  
Chairperson



**ACTIVITIES OF THE BOARD**

For the year under review, we can report on the following activities.

**TRANSKEI and CISKEI STATE LOTTERIES**

The Board is pleased that the audit issue of the Transkei and Ciskei State Lotteries has finally been resolved. After much uncertainty regarding the relative responsibilities of resolving this matter, the Board reached an agreement with the Office of the Auditor-General to initiate an investigation by an independent agency.

The investigation revealed that an amount of R2.5m was paid out from the Transkei State Lottery account to the Transkei Sport and Education Aid Trust account after the commencement of Section 64 of the Lotteries Act. In terms of the Act, this amount should have been paid into the NLDTF.

The Board will continue with the investigation in the coming financial year in order to achieve a final resolution. With respect to the Ciskei State Lottery, a lack of documentation prevented any conclusive findings except that the Lottery was abolished in the early 1990's and that the assets were transferred to the Ciskei Revenue Fund.

**THE NATIONAL LOTTERY**

A total of 89 millionaires have been produced in the last financial year. Millions of South Africans have won prizes in the other six prize categories. The highest level of sales recorded in any draw was R67 183 605 in Draw number 281.

Since the launch of the National Lottery in March 2000, there have been a total of 373 LOTTO millionaires.

**LOTTO Millionaires per province  
01 April 2003 to 31 March 2004**

Gauteng	45
KZN	14
Western Cape	13
Limpopo	6
Eastern Cape	4
Mpumalanga	2
Northern Cape	2
North West	2
Free State	1



**LOTTO Ticket Sales Per Province  
01 April 2003 to 31 March 2004**

Province	Total Per Year (Rm)
Eastern Cape	233
Free State	177
Gauteng	1358
KwaZulu Natal	510
Mpumalanga	224
North West	221
Northern Cape	76
Limpopo	191
Western Cape	565
<b>Grand Total (excl. VAT)</b>	<b>3555</b>



Salient Lottery facts for the year under review are as follows:

Prize Winners	43 033 473
Millionaires	89
Rollovers	24
Highest Jackpot	R30 Million
Highest Prize	R30 Million
Average Number of Players Per Week	4,1m
Total LOTTO Sales (incl. VAT)	R4 094 300 637
Highest Weekly LOTTO Sales	R101 031 555
Total Prizes Paid	R2 026 713 820
Total Contribution to NLDTF	R986 642 353

Terminal Rollout

	31 March 2004	31 March 2003
SA Post Office	535	529
Chain Stores	1 359	1 636
Independent Retailers	5 097	4 775
Forecourts	526	489
<b>Total</b>	<b>7 517</b>	<b>7429</b>

The figures above represent online terminals that are capable of selling tickets and do not include terminals that are installed and connected to the network but have been suppressed and therefore not capable of selling tickets. Terminal suppression occurs for various reasons ranging from bad debts to fraud to breach of the Retailer Agreement

Fraud and Copyright Issues

There have been 49 attempts at defrauding the National Lottery. The status of these attempts is indicated in the table below. There have also been 11 cases of copyright infringements.

Cases withdrawn by the prosecutor	3
Cases in Court	15
Cases pending investigation	3
Convictions	6
Resolved by Uthingo Security Staff	22

**Performance Standard Measures of Uthingo Management, operator of the National Lottery**

As part of its bid commitments and during Licence negotiations, Uthingo and the Board agreed on a set of performance measures in respect of the National Lottery. The set of measures currently used will be extended as the National Lottery evolves and new activities are added. The more important measures are indicated in the table that follows:

Performance Area	Measure	Attained
Availability of Online Facilities (Central Systems)	99.90%	99.98%
Availability of Network	99.60%	99.83%
Terminal Reliability (number of unscheduled repair visits per year per terminal)	2.00	1,68
Timeliness of Payments to the NLDTF	100.00%	100.00%
System Validation of Online prizes on the morning after draw	98.00%	99.98%
Payments of Walk-in claims exceeding R50 000 in less than 1 hour	90.00%	98.97%
Processing of undisputed postal claims and cheques dispatched within 5 days	80.00%	98.75%
Processing of damaged online tickets and cheques posted within 20 days	90.00%	100.00%
Player Relations: Replies required by mail within 5 days	95.00%	99.23%
Player Relations: Answering of Calls within 5 mins - Peak	65.00%	97.12%
Player Relations: Answering of Calls within 5 mins - Off-peak	90.00%	97.18%
Player Relations: Complaints resolved within 10 days	85.00%	39.68%

**Responsible Gambling Committee**

A joint Responsible Gambling Committee was set up between the Board and Uthingo Management to oversee that responsible participation in the National Lottery was promoted. The team comprises of Prof. Vevek Ram and Sershan Naidoo from the Board and Thembi Tulwana and Mpolai Nkopane from Uthingo Management. The Committee is also represented on the South African Advisory Committee on Responsible Gambling (SAACREG)

The first campaign of the Committee was the Responsible Play Programme. The slogan of the campaign is: "Play Responsibly. Remember...it is only a game". This slogan has been incorporated into all advertising of the National Lottery and is clearly posted at all lottery outlets. Uthingo has also incorporated the campaign into their road shows and outside lottery draws.

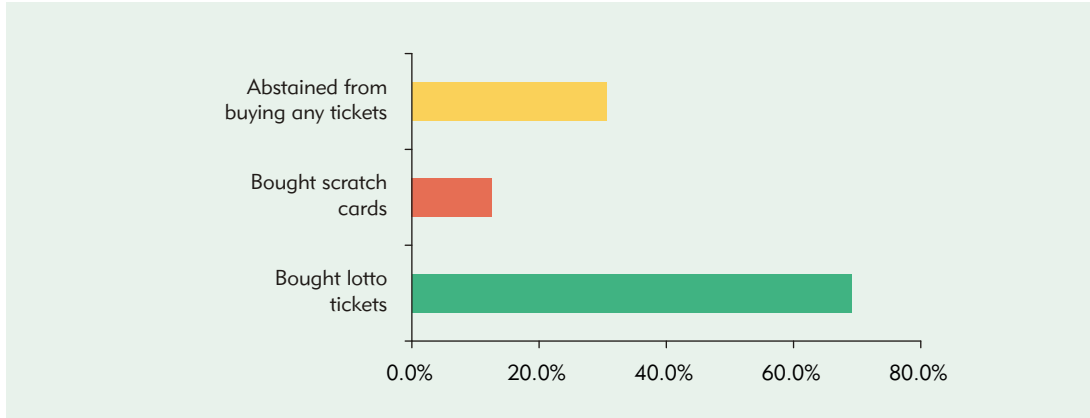




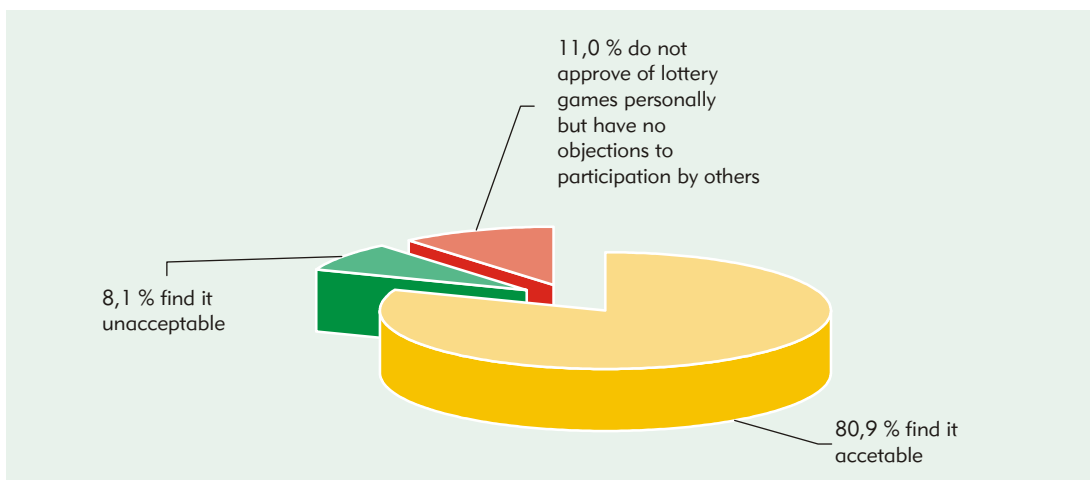
In the last financial year, the Responsible Gambling Committee also commissioned the Bureau for Market Research at UNISA to research the playing patterns of the lottery-playing public. Interviews were both telephonic (750) and face-to-face (1250) across South Africa and included people living in both formal and informal dwellings.

Some of the findings of the report are detailed below:

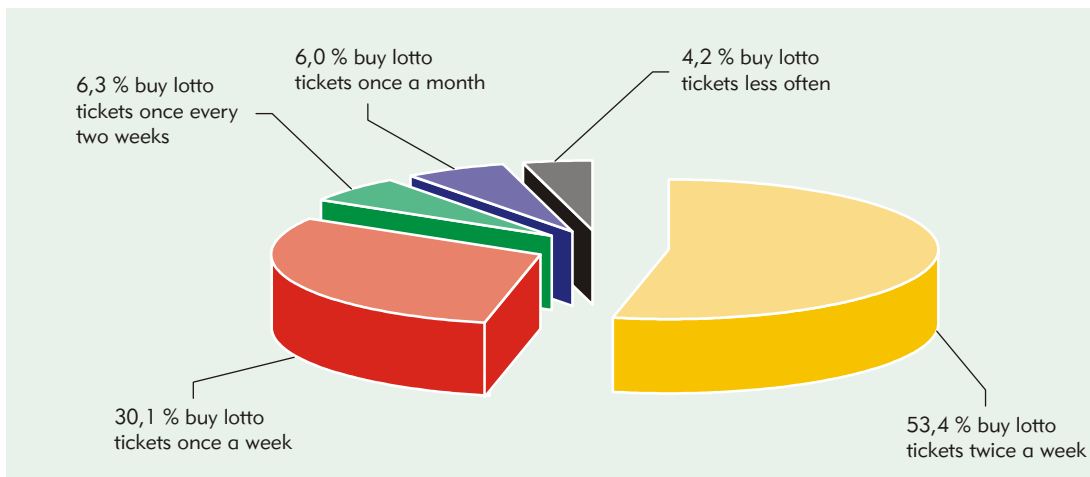
1. Do you participate in the National Lottery?



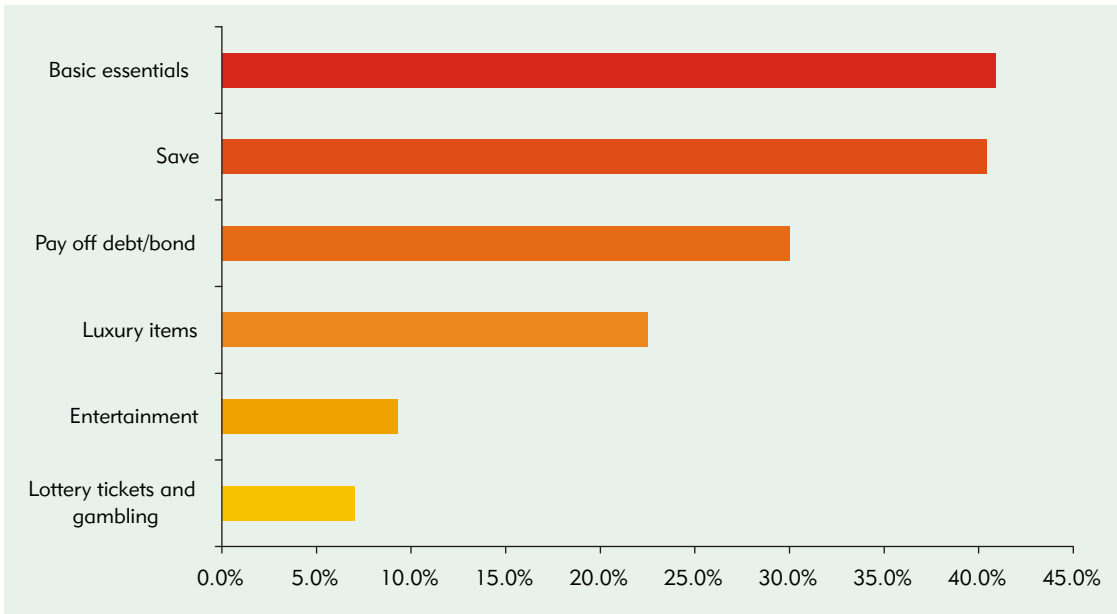
2. Do you find participation in the National Lottery acceptable?



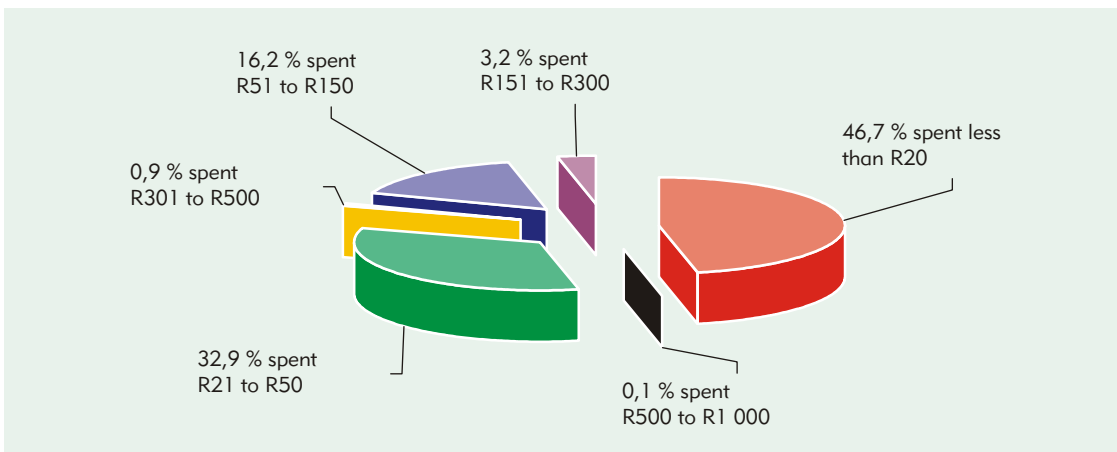
3. How often do you buy Lotto tickets?



4. What would you spend your winnings on?



5. How much did you spend on the lottery in the last month?



The study also revealed the following important facts:

- While 7 out of 10 people play the Lottery regularly, only 0.5% of household expenditure is spent on the Lottery,
- 90% of Lottery players play regularly, 10% only play when there is a large jackpot.
- 60% of all Lottery players understand the concept that each draw is independent and that each number has an equal chance of being drawn.
- 1.2% of the sample exhibited the potential to become compulsive players. This is in line with international norms.
- Less than 0,5 % (i.e. R5 in every R1000) of household expenditure is allocated to Lottery games, implying a relatively small displacement effect.

- ◉ The propensity to gamble, i.e. the percentage of household expenditure spent on legalised gambling as a whole, shows the following proportions for 2001:

Lottery games:	0.42%
Casinos:	0,91%
Horse racing/betting:	0,20%
<b>Total:</b>	<b>1,53%</b>

These results indicate that while the National Lottery is the most popular game in the country, it has a minimal socially disruptive effect. Both the National Lotteries Board and Uthingo Management are committed to promoting responsible participation in the National Lottery and are concerned about those players (1,2%) who may have the potential to become problem players.

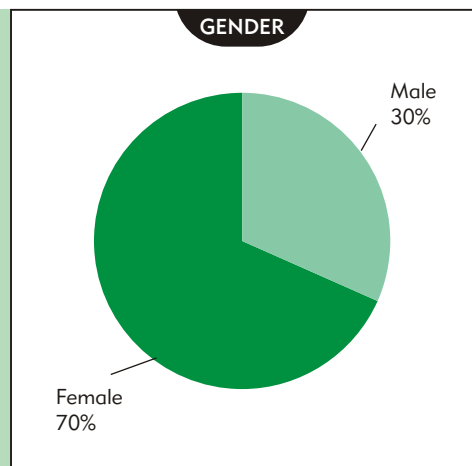
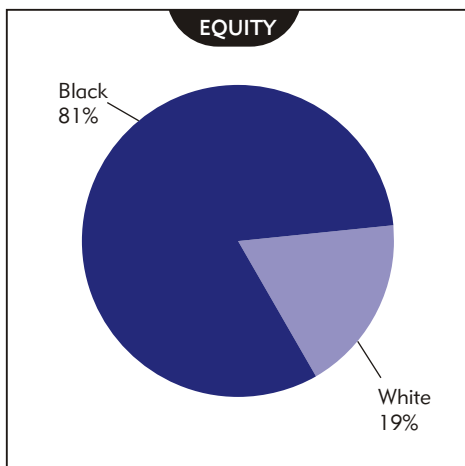
The National Lotteries Board and Uthingo Management will remain vigilant in their duty to protect participants and will continue to monitor participation against established benchmarks.

**STAFF OF THE BOARD**

At the 31 March 2004, the staff compliment of the Board was 37.



The Board is committed to equity and redress. In appointing members of staff, preference is given to candidates from previously disadvantaged groups. Our staff compliment includes one previously disadvantaged female with a physical disability.



**EXECUTIVE COMMITTEES OF THE BOARD**

In the period under review, the composition of the Executive Committees of the Board was as follows:

<p><b>Finance and Investment</b>                  J A Foster                  N Axten                  N Fakude-Nkuna                  S Thomas</p>	<p><b>Social Responsibility</b>                  J A Foster                  N Fakude-Nkuna                  H Makgothi                  A Ludin (appointed 09.02.2004)</p>
<p><b>Technical</b>                  J A Foster                  N Axten                  Adv. G Negota (appointed 09.02.2004)                  S Thomas</p>	<p><b>Risk Management</b>                  J A Foster                  N Axten                  N Fakude-Nkuna                  Adv. G Negota (appointed 09.02.2004)</p>
<p><b>Legal</b>                  J A Foster                  N Axten                  Adv. N Dukada (term expired 31.12.2003)                  A Ludin (appointed 09.02.2004)                  Adv. G Negota (appointed 09.02.2004)</p>	

**PERFORMANCE AGAINST PRE-DETERMINED OBJECTIVES**

Since the Board is a regulator, and since the process of regulation and its outcomes are very difficult to predict and to plan for, the Board relies on the specification of its functions in the Lotteries Act and directions given to it by the Minister of Trade and Industry as the primary objectives of its operation and performance. The National Treasury has supported this view. Specifically, these objectives and the Board's performance against them are presented below.

Objective	Boards Performance
<p>Ensure that the National Lottery and Sport Pools are conducted with all due propriety.</p>	<ul style="list-style-type: none"> <li>• All employees of the operator and the Board undergo extensive probity checks annually.</li> <li>• Continuous monitoring of the Operator's control and security environments through regular compliance programmes.</li> <li>• To date, the integrity of the National Lottery has not been compromised.</li> </ul>
<p>Ensure that the interest of every participant in the National Lottery is adequately protected.</p>	<ul style="list-style-type: none"> <li>• Continuous monitoring of the gaming and prize payment environments and the Operators call centre.</li> <li>• Compliance visits to the live draw.</li> <li>• Compliance visits to Retailers.</li> </ul>

Ensure that the net proceeds of the National Lottery are as large as possible.	<ul style="list-style-type: none"> <li>• Continuous monitoring of Sales and Prizes and the tranche calculations specified in the Licence.</li> <li>• Continuous monitoring of ancillary revenue.</li> <li>• Continuous monitoring of all categories of expenditure incurred by the Operator.</li> </ul>
Administer the National Lottery Distribution Trust fund (NLDTF) and hold it in trust.	<ul style="list-style-type: none"> <li>• Tight controls on the receipt and investment of monies generated.</li> <li>• Tight controls on the disbursement of monies to beneficiaries.</li> </ul>
Monitor, regulate and police lotteries incidental to exempt entertainment, private lotteries, society lotteries and any competition contemplated in Section 54 of the Lotteries Act.	<ul style="list-style-type: none"> <li>• Continuous monitoring of lottery related activity in the market.</li> <li>• Processes in place for registration of lottery managers, operators and fundraising schemes.</li> </ul>
Advise the Minister on percentages of money to be allocated in terms of Section 26(3) of the Lotteries Act.	<ul style="list-style-type: none"> <li>• The Board has since made four proposals regarding the allocation of monies. Three have been approved. The current proposal is under consideration by the Minister.</li> </ul>
Advise the Minister on the efficacy of legislation pertaining to lotteries and ancillary matters.	<ul style="list-style-type: none"> <li>• The Board has since made proposals to the Minister regarding amendments to the Lotteries Act on three occasions. Two amendments have already been implemented.</li> </ul>
Advise the Minister on establishing and implementing a social responsibility program in respect of lotteries.	<ul style="list-style-type: none"> <li>• The Board, in conjunction with the Operator, has a comprehensive social responsibility programme. The Board monitors the programme annually.</li> </ul>
Administer and invest the money paid into the National Lottery Distribution Trust Fund in accordance with the Lotteries Act.	<ul style="list-style-type: none"> <li>• The Board has received approval from the Minister of Finance for its investment strategy and currently invests in strict accordance with this policy.</li> </ul>
Make such arrangements as may be specified in the licence for the protection of prize monies and sums for distribution.	<ul style="list-style-type: none"> <li>• The Board has, at the start up of the Lottery, approved and authorised the various trusts to hold monies reserved for outstanding prizes. The status of these trusts is monitored continually.</li> </ul>
Provide the administrative and management support to the Distribution Agencies for the purposes of grant making.	<ul style="list-style-type: none"> <li>• The Board has set up the Central Applications Office and has to date, in cooperation with the Distributing Agencies, allocated 5 092 grants totalling R2 220 547 706.00.</li> <li>• The current cost to disbursement is below 2%. The international average is approximately 11%.</li> </ul>

The Board has initiated the development of measurable outcomes in respect of its efficiency in the area of grant disbursements and the throughput in the Central Applications Office. While these are in the process of being refined, the following figures reflect the throughput performance of the office for the period under review:

Disbursements:	Actual	=	R613 million (Budgeted = R500 million)
Turnaround Times:			
Application to adjudication	Actual average	=	18 weeks (Standard = 8 weeks)
Adjudication to payment	Actual average	=	6 weeks (Standard = 8 weeks)

### NATIONAL LOTTERY DISTRIBUTION TRUST FUND

During the period under review, advertisements calling for applications were issued for the Charities; Arts, Culture and National Heritage; and Sport and Recreation categories.

#### Criteria and focus areas

All applicants are obliged to submit the following documentation as part of the application process:

1. FORM 03/1, duly completed and signed;
2. Project Business Plan with supporting documentation;
3. Constitution, Articles of Association, Trust Deed or Founding Document;
4. Audited Financial Statements for the past two years; and
5. Proof of registration as a non-profit organisation.

Further, funding is only available to organisations whose founding documents state that its income and property are not distributable to its members, employees or managers, except as reasonable compensation for services rendered.

Each of the categories identifies their own target groups and supplementary information required to adjudicate applications.

The focus for **Arts and Culture** was again on organisations whose activities addressed the production and promotion of cultural products and/or performance; education, training and skills transfer; and the building of new audiences and increasing public access to the arts. The **National Heritage** (including Environment) sector invited applications from community, youth, women's, faith and school groups from different socio-economic backgrounds involved in the areas of cleanup operations, especially in densely populated areas; planting of indigenous plants and trees; youth environmental education; and youth activities that encouraged partnerships for sharing experiences and resources between the more and the less advantaged groups.

The **Charities** Distributing Agency called for applications from organisations serving the needs of children, the youth, socially vulnerable groups (e.g. elderly, women, and disabled) and people living with HIV/AIDS. The focus was also on community and residential programmes; capacity building and poverty alleviation in areas that are under-resourced and under-served. Once again, organisations without registration or audited financial statements were allowed to apply in partnership. Registered and established organisations were requested to assist these organisations with their applications and enter into a formal working agreement with them.

The Distributing Agency for **Sport and Recreation** still identifies as their priority areas, existing sports facilities/clubs that lacked sports equipment; the upgrading and/or renovation of existing sports facilities; and training institutions/organisations running training programmes for capacity building for sport i.e. managers, coaches, administrators, technical officials. Special consideration was given where the activities of organisations applying for funding from the Sport and Recreation Distributing Agency benefited people in rural areas and vulnerable groups such as women, the youth, people with disabilities and the elderly.

No funds were transferred to the **Reconstruction and Development Programme** (RDP). The Board is awaiting the outcome of recommendations to the Department of Trade and Industry with regard to the amendment to the Lotteries Act for the distribution of funds allocated for this purpose.

## CHAIRPERSON'S REPORT

For the period 01 April 2003 to 31 March 2004, the breakdown of the funding process is as follows:

Category	Amount Available for Distribution	No. of Beneficiaries	Amount Allocated
Arts, Culture & National Heritage	363,728,394 (22%)	287	375,383,838 (103%)
Charities	595,191,917 (36%)	1 142	613,121,706 (103%)
Miscellaneous Purposes	82,665,544 (5%)	1	17,420,370 (21%)
RDP	247,996,632 (15%)	-	-
Sport & Recreation	363,728,394 (22%)	389	252,389,841 (69%)
<b>TOTAL</b>	<b>1,653,310,881</b>	<b>1 819</b>	<b>1,258,315,755 (76%)</b>

From the above, it can be seen that 92% of the funds available for Arts, Culture and National Heritage; Charities; and Sport and Recreation were allocated to good causes. All unallocated funds will be carried forward to the next year and will be made available for distribution.

For the period 01 April 2003 to 31 March 2004, the distribution of good cause monies per province is as follows:

	Arts, Culture & National Heritage	Charities	Sport & Recreation	Miscellaneous Purposes	TOTAL
National Bodies	13,896,700	91,571,334	43,719,364	17,420,370	166,607,768
Eastern Cape	42,061,520	56,216,063	27,847,060	-	126,124,643
Free State	23,947,937	30,127,991	18,386,510	-	72,462,438
Gauteng	120,921,948	160,506,363	48,521,435	-	329,949,746
KwaZulu Natal	61,643,145	63,431,845	5,691,630	-	130,766,620
Limpopo	14,723,800	27,627,962	3,093,270	-	45,445,032
Mpumalanga	3,007,524	23,080,260	4,480,705	-	30,568,489
Northern Cape	27,108,608	22,466,250	32,063,791	-	81,638,649
North West	13,685,958	26,237,846	25,345,096	-	65,268,900
Western Cape	54,386,698	111,855,792	43,240,980	-	209,483,470
<b>TOTAL</b>	<b>375,383,838</b>	<b>613,121,706</b>	<b>252,389,841</b>	<b>17,420,370</b>	<b>1,258,315,755</b>

For a detailed list of all allocations, please refer to pages 48 to 58 of the report.

### SOCIETY AND OTHER LOTTERIES

Regulations in respect of Society and Other Lotteries were promulgated on 18 April 2000 in Government Gazette No. 21119.

In terms of the regulations, societies that wish to raise funds through lottery-type competitions have to first register with the National Lotteries Board and comply with requirements of the regulations. In doing so, all organisations are obliged to inform the Board of each competition they run. The regulations also govern, amongst others, the amount that can be raised in each lottery, the frequency of lotteries and the amount that can be allocated to legitimate expenses. Organisations are given the opportunity to apply for exemptions, should they so require.

#### Applications of Registration

	Received	Approved	Declined	Outstanding
Applications for Society Registration	25	7	4	14
Applications for Scheme Registration	34	27	5	2

#### Application for Exemption

Registration Number	Name of Society	Draw Date	The Nature of Exemption Granted
00025	Reach For A Dream Foundation	13/07/03	Exemption for level of expenses.

### PROMOTIONAL COMPETITIONS

The amendments of section 54 of the Lotteries Act have been promulgated in Government Gazette Number 24837 and came into effect on 2 May 2004 whilst the Regulations have been promulgated in Government Gazette Number 24874 and came into effect on 6 May 2003.

The amendments include *inter alia* the removal of the restrictions, which regulated the categories of promotional competitions, the particular categories of persons conducting promotional competitions and the categories of participants in promotional competitions.

Included in the amendments are the removal of the maximum value of prizes, the nature of prizes, the number of competitions, the notification of competitions as well as the frequency, duration, maximum number of competitions and geographical areas in which competitions may be conducted.

A chapter on Promotional Competitions has been included in the Board's guidebook, Lotteries and the Law. 2 000 copies will be printed for immediate distribution. The Board will also be actively monitoring promotional competitions in the print media and magazines to ensure that the regulations are adhered to.



# NATIONAL LOTTERIES BOARD (NLB) REPORT OF THE AUDIT COMMITTEE for the year ended 31 March 2004

---

We are pleased to present our report for the financial year ended 31 March 2004.

## Status

The Audit Committee has non-executive status in an advisory capacity to the Board. In no circumstances will the Audit Committee have executive powers with regard to its findings and recommendations or any operational aspects of the management and control of the National Lotteries Board or the National Lottery Distribution Trust Fund. Its role is that of an independent monitor of the activities within the National Lotteries Board and the National Lottery Distribution Trust Fund.

## Audit Committee Members and Attendance

The Audit Committee consists of the members listed hereunder and meets at least twice per annum as per its approved terms of reference. During the year under review four meetings were held.

Member	No of meetings attended
N Axten (Chairperson)	4
R Nayager (Ernst & Young)	2
JFJ Scheepers	4

## Audit Committee Responsibility

The Audit Committee reports that it has complied with its responsibilities arising from Treasury Regulation 27.1. The Audit Committee also reports that it has adopted appropriate formal terms of reference as its audit committee policy, has regulated its affairs in compliance with this policy and has discharged all its responsibilities as contained therein.

## The Effectiveness of Internal Control

External audit management letters and Internal audit reports were reviewed to ensure that significant matters raised in the aforementioned management letters and reports are timeously addressed and rectified.

## Quality of Management Reports

The committee is satisfied that the policies and procedures implemented by management were sufficient to ensure that the accounting and information systems and related controls are adequate and effective.

## Evaluation of Financial Statements

In compliance with the committee's terms of reference, the Annual Financial Statements of the National Lotteries Board and the National Lottery Distribution Trust Fund were reviewed and the approval thereof recommended to the Board.

The Audit Committee concurs and accepts the conclusions of the Auditor-General on the Annual Financial Statements of the National Lotteries Board and the National Lottery Distribution Trust Fund and is of the opinion that the audited financial statements be accepted and read together with the report of the Auditor-General.



Norman Axten  
Chairperson of the Audit Committee  
23 July 2004

# NATIONAL LOTTERIES BOARD

## MATERIALITY FRAMEWORK IN TERMS OF TREASURY REGULATION 28.1.5.

For purposes of material (sections 50(1), 55(2) and 66(1) of the Public Finance Management Act) and significant (section 54 (2) of the Public Finance Management Act), the National Lotteries Board has developed and agreed upon a framework of acceptable levels of materiality and significance with the relevant executive authority in consultation with the external auditors.

PFMA Section	Quantitative (Amount)	Qualitative (Nature)
<b>Section 50</b> <b>Fiduciary duties of accounting authorities</b>		
(1) The accounting authority for a public entity must - (c) on request, disclose to the executive authority responsible for that public entity or the legislature to which the public entity or the legislature to which the public entity is accountable, all material facts, including those reasonably discoverable, which in any way may influence the decisions or actions of the executive authority or that legislature; and	Any fact discovered of which the amount exceeds the planning materiality figure (R212,982.00) used by the external auditors after consultation with the Audit Committee for the year under review.	1. Any item or event of which specific disclosure is required by legislation/law, King Report II or GAAP. 2. Any fact discovered of which its omission or misstatement, in the Board's opinion, could influence the decisions or actions of the executive authority or legislature.
<b>Section 55</b> <b>Annual Report and financial statements</b>		
(2) The annual report and financial statements referred to in subsection (1)(d) must- (a) fairly present the state of affairs of the public entity, its business, its financial results, its performance against predetermined objectives and its financial position as at the end of the financial year concerned; (b) include particulars of- (i) <b>any material losses</b> through criminal conduct and any irregular expenditure and fruitless and wasteful expenditure that occurred during the financial year:	1. Losses through criminal conduct - any loss identified. 2. Losses through any expenditure - if the combined total exceeds the planning materiality figure used by the external auditors after consultation with the Audit Committee for the year under review. 3. Any irregular, fruitless and wasteful expenditure as defined by the PFMA will be reported	Any identified loss through criminal, reckless or negligent conduct.
(ii) any criminal or disciplinary steps taken as a consequence of such losses or irregular expenditure or fruitless and wasteful expenditure;		
(iii) any losses recovered or written off;		
(iv) any financial assistance received from the state and commitments made by the state on its behalf; and		
(v) any other matters that may be prescribed; and		
<b>Section 66 (1)</b> <b>Restrictions on borrowing, guarantees and other commitments</b>	R0.00 NIL	This Public entity may not borrow money, nor issue a guarantee, indemnity or security, nor enter into any other transaction that binds or may bind the institution to any future financial commitment unless acting through the relevant executive authority. (PFMA section 66(3)(c))
<b>Section 54</b> <b>Information to be submitted by accounting authorities</b>		
(2) Before a public entity concludes any of the following transactions, the accounting authority for the public entity must promptly and in writing inform the relevant treasury of the transaction and submit relevant particulars of the transaction to its executive authority for approval of the transaction:		
(b) participation in a <b>significant partnership</b> , trust, unincorporated joint venture or similar arrangement;	Not applicable	Any participation, outside of the approved strategic plan and budget.
(c) acquisition or disposal of a <b>significant</b> shareholding in a company;	Not applicable	Any acquisition or disposal, outside of the approved strategic plan and budget
(d) acquisition or disposal of a <b>significant</b> asset;	Acquisition: More than R250,000.00 Disposal: More than R25,000.00 except for intellectual property held by custodian	1. Any asset that would increase or decrease the overall operational functions of the Board, outside of the approved strategic plan and budget 2. Disposal of the major part of the assets of the Board
(e) commencement or cessation of a <b>significant</b> business activity	Not applicable	Any business activity that would increase or decrease the overall operational functions of the Board, outside of the approved strategic plan and budget.

# NATIONAL LOTTERY DISTRIBUTION TRUST FUND

## MATERIALITY FRAMEWORK IN TERMS OF TREASURY REGULATION 28.1.5.

For purposes of material (sections 50(1), 55(2) and 66(1) of the Public Finance Management Act) and significant (section 54 (2) of the Public Finance Management Act), the National Lotteries Board has developed and agreed upon a framework of acceptable levels of materiality and significance with the relevant executive authority in consultation with the external auditors.

PFMA Section	Quantitative (Amount)	Qualitative (Nature)
<b>Section 50</b> <b>Fiduciary duties of accounting authorities</b>		
(1) The accounting authority for a public entity must - (c) on request, disclose to the executive authority responsible for that public entity or the legislature to which the public entity or the legislature to which the public entity is accountable, all material facts, including those reasonably discoverable, which in any way may influence the decisions or actions of the executive authority or that legislature; and	Any fact discovered of which the amount exceeds the planning materiality figure (R5,000,000.00) used by the external auditors after consultation with the Audit Committee for the year under review.	1. Any item or event of which specific disclosure is required by legislation/law, King Report II or GAAP. 2. Any fact discovered of which its omission or misstatement, in the Board's opinion, could influence the decisions or actions of the executive authority or legislature.
<b>Section 55</b> <b>Annual Report and financial statements</b>		
(2) The annual report and financial statements referred to in subsection (1)(d) must- (a) fairly present the state of affairs of the public entity, its business, its financial results, its performance against predetermined objectives and its financial position as at the end of the financial year concerned; (b) include particulars of- (i) <b>any material losses</b> through criminal conduct and any irregular expenditure and fruitless and wasteful expenditure that occurred during the financial year:	1. Losses through criminal conduct - any loss identified. 2. Losses through any expenditure - if the combined total exceeds the planning materiality figure used by the external auditors after consultation with the Audit Committee for the year under review. 3. Any irregular, fruitless and wasteful expenditure as defined by the PFMA will be reported	Any identified loss through criminal, reckless or negligent conduct.
(ii) any criminal or disciplinary steps taken as a consequence of such losses or irregular expenditure or fruitless and wasteful expenditure;:		
(iii) any losses recovered or written off;		
(iv) any financial assistance received from the state and commitments made by the state on its behalf; and		
(v) any other matters that may be prescribed; and		
<b>Section 66 (1)</b> <b>Restrictions on borrowing, guarantees and other commitments</b>	R0.00 NIL	This Public entity may not borrow money, nor issue a guarantee, indemnity or security, nor enter into any other transaction that binds or may bind the institution to any future financial commitment unless acting through the relevant executive authority. (PFMA section 66(3)(c))
<b>Section 54</b> <b>Information to be submitted by accounting authorities</b>		
(2) Before a public entity concludes any of the following transactions, the accounting authority for the public entity must promptly and in writing inform the relevant treasury of the transaction and submit relevant particulars of the transaction to its executive authority for approval of the transaction:		
(b) participation in a <b>significant partnership</b> , trust, unincorporated joint venture or similar arrangement;	Not applicable	Any participation, outside of the approved strategic plan and budget.
(c) acquisition or disposal of a <b>significant</b> shareholding in a company;	Not applicable	Any acquisition or disposal, outside of the approved strategic plan and budget
(d) acquisition or disposal of a <b>significant</b> asset;	Acquisition: More than R250,000.00 Disposal: More than R25,000.00 except for intellectual property held by custodian	1. Any asset that would increase or decrease the overall operational functions of the Board, outside of the approved strategic plan and budget 2. Disposal of the major part of the assets of the Board
(e) commencement or cessation of a <b>significant</b> business activity	Not applicable	Any business activity that would increase or decrease the overall operational functions of the Board, outside of the approved strategic plan and budget.

## 1. AUDIT ASSIGNMENT

The financial statements as set out on pages 21 to 36, for the year ended 31 March 2004, have been audited in terms of section 188 of the Constitution of the Republic of South Africa, 1996 (Act No. 108 of 1996), read with sections 3 and 5 of the Auditor-General Act, 1995 (Act No. 12 of 1995) and section 12(4) of the Lotteries Act, 1997 (Act No. 57 of 1997). These financial statements, the maintenance of effective control measures and compliance with relevant laws and regulations are the responsibility of the accounting authority. My responsibility is to express an opinion on these financial statements, based on the audit.

## 2. NATURE AND SCOPE

The audit was conducted in accordance with Statements of South African Auditing Standards. Those standards require that I plan and perform the audit to obtain reasonable assurance that the financial statements are free of material misstatement.

### An audit includes:

- ⊙ examining, on a test basis, evidence supporting the amounts and disclosures in the financial statements,
- ⊙ assessing the accounting principles used and significant estimates made by management, and
- ⊙ evaluating the overall financial statement presentation.

Furthermore, an audit includes an examination, on a test basis, of evidence supporting compliance in all material respects with the relevant laws and regulations, which came to my attention and are applicable to financial matters.

I believe that the audit provides a reasonable basis for my opinion.

## 3. AUDIT OPINION

In my opinion, the financial statements fairly present, in all material respects, the financial position of the National Lotteries Board at 31 March 2004 and the results of its operations and cash flows for the year then ended, in accordance with generally accepted accounting practice and in the manner required by the Public Finance Management Act, 1999 (Act. No 1 of 1999).

## 4. EMPHASIS OF MATTER

Without qualifying the audit opinion expressed above, attention is drawn to the following matter:

### 4.1 Fraud prevention plan

The Board did not have an operational fraud prevention plan during the year under review as is required in terms of Treasury Regulation 27.2.1. A plan was however compiled and approved on 23 June 2004.

## 5. APPRECIATION

The assistance rendered by the staff of the National Lotteries Board during the audit is sincerely appreciated.

**F Joubert**  
*for Auditor-General*

Pretoria  
23 July 2004



## NATIONAL LOTTERIES BOARD (NLB)

ANNUAL FINANCIAL STATEMENTS  
for the year ended 31 March 2004



## BOARD REPORT

### 1 FINANCIAL RESULTS

The financial results of the National Lotteries Board (NLB) and the National Lottery Distribution Trust Fund (NLDTF) are set out in the attached financial statements.

### 2 MEMBERS OF THE BOARD

Mr Joe Foster (Chairperson)	reappointed 03/12/2003
Mr Norman Axten	reappointed 03/12/2003
Ms Nora Fakude-Nkuna	reappointed 03/12/2003
Mr Henry Makgothi	reappointed 03/12/2003
Ms Shelley Thomas	reappointed 03/12/2003
Ms Astrid Ludin	appointed 03/12/2003
Mr George Negota	appointed 03/12/2003
Adv Nceba Dukada	term expired 03/12/2003
Dr Alistair Ruiters	term expired 03/12/2003

### 3 BOARD AND EXECUTIVE MEMBERS' EMOLUMENTS

The following emoluments were paid to or receivable by the Board and Executive Members during the period under review:

Executive Chairperson (R'000)	J A Foster
Basic salary	482
Annual bonus	40
Travel allowance	167
Performance bonus	144
Medical aid	16
Pension fund	81
Home-owners allowance	12
UIF	1
Entertainment allowance	2
Overseas travel allowance	11
<b>Total</b>	<b>956</b>

Non-executive Board Members (R'000)	Meeting attendance	Reimbursive travel	Overseas travel allowance	Professional services	Total
N Axten	9	6	16	8	39
N Fakude-Nkuna	11	1	17	-	29
H Makgothi	13	-	17	-	30
S Thomas	10	1	17	-	28
G Negota	1	-	-	-	1
<b>Total</b>	<b>44</b>	<b>8</b>	<b>67</b>	<b>8</b>	<b>127</b>

Chief Executive Officer (R'000)	V Ram
Basic salary	482
Performance bonus	128
Provident fund	82
Annual bonus	58
Travel allowance	78
Medical aid	40
Cell phone allowance	5
Entertainment allowance	2
Overseas travel allowance	8
<b>Total</b>	<b>883</b>

4 DISTRIBUTING AGENCY MEMBERS' EMOLUMENTS (R'000)

	Meeting attendance	Reimbursive allowances	Total
<b>Arts, Culture &amp; National Heritage</b>			
T Abrahamse	10	-	10
N Danby	28	6	34
P Madiba	18	2	20
K E Mbalo	14	3	17
F G Mketeni	15	1	16
A P Nevhutalu	41	3	44
D N A Nteta	15	2	17
R Wagiet	13	-	13
<b>Total</b>	<b>154</b>	<b>17</b>	<b>171</b>
<b>Charities</b>			
V A Daniels	68	20	88
M R Grobbelaar	91	10	101
M Madonsela	78	14	92
A S Magerman	68	23	91
T E Maitse	100	28	128
J M Matube	70	7	77
B M P Setlalentoa	58	21	79
H B C Shaw	68	20	88
<b>Total</b>	<b>601</b>	<b>143</b>	<b>744</b>
<b>Sport &amp; Recreation</b>			
E G Bennett	47	12	59
M R Keikabile	36	8	44
M J Phaahla	31	2	33
G N Sam	26	8	34
J J Sibanyoni	26	6	32
K S Tshoma	25	1	26
<b>Total</b>	<b>191</b>	<b>37</b>	<b>228</b>

**5 AUDIT COMMITTEE MEMBERS' EMOLUMENTS (R'000)**

The following emoluments were paid to or receivable by the Audit Committee Members during the period under review:

	Meeting attendance	Reimbursive allowances	Total
JFJ Scheepers	30	-	30
N Axten	10	-	10
<b>Total</b>	<b>40</b>	<b>-</b>	<b>40</b>

**6 MATERIAL EVENTS AFTER YEAR END**

No matter which is material to the financial affairs of the National Lotteries Board or the National Lottery Distribution Trust Fund has occurred between the balance sheet date and the date of approval of the financial statements.

**7 AUDITORS**

The Office of the Auditor-General will continue to perform the statutory audit in accordance with the Lotteries Act, 1997 (Act No. 57 of 1997) and the Public Finance Management Act, 1999 (Act No. 1 of 1999).

The Financial statements set out on pages 24 to 36 for the National Lotteries Board and pages 37 to 47 for the National Lottery Distribution Trust Fund were approved by the Board and are signed on their behalf.



J A Foster  
Chairperson  
23 July 2004



V Ram  
Chief Executive Officer



**NATIONAL LOTTERIES BOARD**  
**BALANCE SHEET**  
as at 31 March 2004

	Notes	2004 R	2003 R
<b>ASSETS</b>			
<b>Non-current assets</b>			
Property, plant and equipment	5	717 984	1 172 653
Intangible assets	6	18 900	162 737
		<b>736 884</b>	<b>1 335 390</b>
<b>Current Assets</b>			
Trade and other receivables	7	519 397	27 833 865
Investments	8	125 706 467	87 118 136
Cash and cash equivalents	9	202 942	6 239 599
		<b>126 428 806</b>	<b>121 191 600</b>
<b>Total assets</b>		<b>127 165 690</b>	<b>122 526 990</b>
<b>EQUITY AND LIABILITIES</b>			
<b>Reserves</b>			
Retained earnings		-	4 600 495
<b>Non-current liabilities</b>			
Deferred income: Licence fees	11	227 848	455 697
<b>Current liabilities</b>			
Accounts payable	12	126 425 276	115 728 105
Provisions	13	512 566	222 252
NLDTF assistance	4	-	1 520 441
		<b>126 937 842</b>	<b>117 470 798</b>
<b>Total equity and liabilities</b>		<b>127 165 690</b>	<b>122 526 990</b>



**NATIONAL LOTTERIES BOARD**  
**INCOME STATEMENT**  
for the year ended 31 March 2004

	Notes	2004 R	2003 R
Revenue		8 920 505	11 055 404
Operating costs		(13 756 980)	(11 869 166)
<b>Operating deficit before finance costs</b>		<b>(4 836 475)</b>	<b>(813 762)</b>
Finance costs		(766)	(3 101)
<b>Operating deficit</b>	<b>1</b>	<b>(4 837 241)</b>	<b>(816 863)</b>
Investment income		236 746	816 863
<b>Deficit for the year</b>		<b>(4 600 495)</b>	<b>-</b>



**NATIONAL LOTTERIES BOARD**  
**STATEMENT OF CHANGES IN EQUITY**  
for the year ended 31 March 2004

	Notes	2004 R	2003 R
<b>Retained earnings</b>			
At beginning of year		4 600 495	4 600 495
Deficit for the year		(4 600 495)	-
<b>At end of year</b>		<b>-</b>	<b>4 600 495</b>



**NATIONAL LOTTERIES BOARD**  
**CASH FLOW STATEMENT**  
for the year ended 31 March 2004

	Notes	2004 R	2003 R
<b>Cash flow from operating activities</b>			
Cash receipts from customers		10 171 539	10 286 185
Cash paid to suppliers and employees		(16 277 369)	(11 406 276)
Cash flows from operating activities	3	(6 105 830)	(1 120 091)
Investment income		236 746	816 863
Finance charges		(766)	(3 101)
Net cash utilised in operating activities		(5 869 850)	(306 329)
<b>Cash flow from investing activities</b>			
Acquisition of property, plant and equipment		(170 707)	(516 100)
Acquisition of intangible assets		-	(25 509)
Proceeds from disposal of fixed assets		3 900	4 550
Net cash utilised in investing activities		(166 807)	(537 059)
<b>Cash flow from financing activities</b>			
Payment of long term borrowings		-	(14 834)
Net cash utilised in financing activities		-	(14 834)
<b>Net decrease in cash and cash equivalents</b>		<b>(6 036 657)</b>	<b>(858 222)</b>
Cash and cash equivalents at beginning of year		6 239 599	7 097 821
Cash and cash equivalents at end of year	9	202 942	6 239 599



**NATIONAL LOTTERIES BOARD**  
**SUMMARY OF ACCOUNTING POLICIES**  
for the year ended 31 March 2004

---

The principal accounting policies adopted in the preparation of these financial statements are set out below.

**1 Basis of preparation**

The principal accounting policies of the Board and the disclosures made in the financial statements conform with generally accepted accounting practice in South Africa. The financial statements are prepared on the historical cost basis. The principal policies are consistent with those applied in previous years.

**1.1 Property, plant and equipment and intangible assets**

All property, plant and equipment and intangible assets are initially recorded at cost. Assets are stated at historical cost less accumulated depreciation/amortisation and are written off over the expected useful life of the asset.

Depreciation/amortisation is calculated on the straight-line method to write off the cost of assets to their residual values over their estimated useful lives as follows:

- Furniture and fittings	5 years
- Office equipment	5 years
- Computer equipment	3 years
- Motor vehicles	4 years
- Leasehold improvements	3 years
- Intangible assets	3 years

Where the carrying amount of an asset is greater than its estimated recoverable amount, it is written down immediately to its recoverable amount.

Where the cost of an asset is less than R2 000 that asset is expensed immediately.

Gains and losses on disposal of property, plant and equipment and intangible assets are determined by reference to their carrying value and are taken into account in determining operating profit.

**1.2 Leased assets**

**Finance lease**

Leases of property, plant and equipment where the National Lotteries Board assumes substantially all the benefits and risks of ownership are classified as finance leases. Finance leases are capitalised at cost. Each lease payment is allocated between the liability and finance charges so as to achieve a constant rate on the finance balance outstanding. The corresponding lease obligations, net of finance charges, are disclosed as non-current liabilities. The interest element of the finance charges is charged to the income statement over the lease period. The property, plant and equipment acquired under finance leasing contracts are depreciated over the useful lives of the assets.

**1.3 Operating leases**

Leases of assets under which the lessor effectively retains all the risks and benefits of ownership are classified as operating leases. Payments made under operating leases are charged to the income statement as incurred, over the period of the lease. Operating leases currently only relate to the premises being leased by the National Lotteries Board.

**1.4 Provisions**

Provisions are recognised when:

- the National Lotteries Board has a present legal or constructive obligation as a result of past events,

# NATIONAL LOTTERIES BOARD

## SUMMARY OF ACCOUNTING POLICIES

for the year ended 31 March 2004

---

- it is probable that an outflow of resources embodying economic benefits will be required to settle the obligation, and
- a reliable estimate of the amount of the obligation can be made.

Employee entitlements to annual leave and service bonuses are recognised when they accrue to employees. A provision is made for the estimated liability for annual leave and service bonuses as a result of services rendered by employees up to the balance sheet date.

### 1.5 Revenue recognition

Revenue earned by the Board is recognised on the following basis:

- License fees - over the period of the license contract,
- Interest income - as it accrues (taking into account the effective yield on the asset) unless collectability is in doubt,
- Fees received from the bidders - as it accrues, and
- Assistance from the NLDTF - the assistance from the NLDTF is based on anticipated operating costs for which the Board is responsible. The Board withdraws the amounts as and when required, based on overall approval by the Minister of Trade and Industry. Income is recognised as operating costs are defrayed.

### 1.6 Financial instruments

Financial instruments carried on the balance sheet include cash and bank balances, investments, receivables, creditors, leases and borrowings.

#### *Measurement*

Financial instruments are initially measured at cost. Subsequent to initial recognition these instruments are measured as set out below.

#### *Investments*

Investments are recognised as capital invested plus interest as it accrues.

The Board classifies its funds placed with various banking institutions in the form of fixed deposits, banker's acceptances, promissory notes and negotiable certificates of deposit as originated loans and receivables. This category of accounting for investments affords the opportunity of early conversion to cash if required, and not having to necessarily hold all instruments to maturity. These investments are also classified as current assets as it is the express intention to have all investments mature within twelve months from the balance sheet date.

#### *Trade and other receivables*

Trade and other receivables are stated at cost less provision for doubtful debts.

#### *Cash and cash equivalents*

Cash and cash equivalents are measured at cost plus interest income as it accrues.

#### *Financial liabilities*

Financial liabilities are recognised at amortised cost, namely original debt less principal payments and amortisations.

### 1.7 Retirement benefit cost

The Government Employees Pension Fund is a defined benefit fund, which provides retirement and death benefits for the Chairperson. Government guarantees any unfunded liability. The pension plan is generally funded by payments from the Chairperson and the National Lotteries Board. The contributions are charged to the income statement in the year to which they relate.

The Provident Fund to which all other employees belong is a defined contribution fund, which provides retirement, death and disability benefits. The National Lotteries Board funds the plan as part of the cost to the Board. The contributions are charged to the income statement in the year to which they relate.

**NATIONAL LOTTERIES BOARD**  
**NOTES TO THE ANNUAL FINANCIAL STATEMENTS**  
for the year ended 31 March 2004

	2004 R	2003 R
<b>1 Operating deficit</b>		
The following items have been charged/(credited) in arriving at the deficit:		
Depreciation on property, plant and equipment	166 620	156 269
Furniture and fittings	79 460	44 915
Office equipment	267 990	218 513
Computer equipment	51 114	34 038
Leasehold improvements	60 192	59 492
Motor vehicles	<u>625 376</u>	<u>513 227</u>
Amortisation of intangible assets	<u>143 837</u>	<u>139 113</u>
Auditors' remuneration	182 098	427 201
Audit fees - current year	17 629	(112 940)
Under/(Over) provision - previous years	<u>199 727</u>	<u>314 261</u>
Profit on disposal of fixed assets	<u>(3900)</u>	<u>(4 550)</u>
Operating lease payments	<u>623 655</u>	<u>546 753</u>

**2 Remuneration**

<b>Salaries and wages</b>	<b>7 460 209</b>	<b>5 443 937</b>
<b>National Lotteries Board Members</b>	<b>1 082 856</b>	<b>1 124 614</b>
Board meetings	43 560	111 500
Professional fees	8 085	-
Salary	945 027	916 549
Reimbursive travel	7 676	14 359
Loss of income	-	32 000
Other	78 508	50 206
<b>Distributing Agency Members</b>	<b>1 143 524</b>	<b>895 558</b>
Agency meetings	946 421	818 811
Reimbursive travel	197 103	76 747
<b>Total</b>	<b><u>9 686 589</u></b>	<b><u>7 464 109</u></b>

Average number of persons employed:

Full time	35	29
-----------	----	----

**NATIONAL LOTTERIES BOARD**  
**NOTES TO THE ANNUAL FINANCIAL STATEMENTS**  
for the year ended 31 March 2004

	2004 R	2003 R
<b>3. Cash flows from operating activities</b>		
<b>Deficit</b>	<b>(4 600 495)</b>	-
Adjusted for:		
Depreciation included in other operating costs	625 376	513 227
Amortisation of intangible assets	143 837	139 113
Profit on disposal of fixed assets	(3 900)	(4 550)
Investment income	(236 746)	(816 863)
Borrowing costs capitalised	766	3 101
Deferred income: licence fees	(227 848)	(227 848)
<b>Movements in current assets and liabilities</b>		
Decrease/(Increase) in receivables and prepayments	2 953 200	(3 170 345)
(Decrease)/Increase in trade and other payables	(3 239 579)	3 221 127
Decrease in deferred income: Assistance from NLDTF	(1 520 441)	(777 053)
<b>Cash flows from operating activities</b>	<b>(6 105 830)</b>	<b>(1 120 091)</b>

With reference to notes 7, 8 and 12 relating to Escrow, the following movements in current assets and liabilities have been recognised as non cash flow items:

Decrease/(Increase) in receivables	24 361 267	(24 361 268)
Increase in payables	14 227 064	34 040 688
Increase in Escrow investments	(38 588 331)	(9 679 420)
	-	-

**4. NLDTF Assistance**

Opening balance	1 520 441	2 297 494
Assistance received according to Section 34 of the Lotteries Act	7 057 304	10 000 000
Utilisation for the year	(8 577 745)	(10 777 053)
Closing balance	-	1 520 441



**NATIONAL LOTTERIES BOARD**  
**NOTES TO THE ANNUAL FINANCIAL STATEMENTS**  
for the year ended 31 March 2004

**5. Property, plant and equipment (R)**

	2004			2003		
	Cost	Accumulated depreciation	Net book value	Cost	Accumulated depreciation	Net book value
<b>Owned assets</b>						
Furniture and fittings	885 133	710 034	175 099	865 600	543 414	322 186
Office equipment	389 976	208 959	181 017	315 507	138 295	177 212
Computer equipment	947 539	659 774	287 765	912 593	433 543	479 050
Motor vehicles	231 720	186 872	44 848	231 720	126 680	105 040
Leasehold improvements	351 086	321 831	29 255	351 086	270 717	80 369
	<b>2 805 454</b>	<b>2 087 470</b>	<b>717 984</b>	<b>2 676 506</b>	<b>1 512 649</b>	<b>1 163 857</b>
<b>Leased assets capitalised</b>						
Photocopying Equipment	43 980	43 980	-	43 980	35 184	8 796
	<b>2 849 434</b>	<b>2 131 450</b>	<b>717 984</b>	<b>2 720 486</b>	<b>1 547 833</b>	<b>1 172 653</b>

The carrying amounts of property, plant and equipment are as follows:

	2004				2003			
	Net book value at beginning of year	Additions	Depreciation	Net book value at end of year	Net book value at beginning of year	Additions	Depreciation	Net book value at end of year
<b>Owned assets</b>								
Furniture and fittings	322 186	19 533	166 620	175 099	414 455	64 000	156 269	322 186
Office equipment	177 212	74 469	70 664	181 017	100 094	113 237	36 119	177 212
Computer equipment	479 050	76 705	267 990	287 765	392 039	305 524	218 513	479 050
Motor vehicles	105 040	-	60 192	44 848	145 790	18 742	59 492	105 040
Leasehold improvements	80 369	-	51 114	29 255	99 810	14 597	34 038	80 369
	<b>1 163 857</b>	<b>170 707</b>	<b>616 580</b>	<b>717 984</b>	<b>1 152 188</b>	<b>516 100</b>	<b>504 431</b>	<b>1 163 857</b>
<b>Leased assets capitalised</b>								
Photocopying Equipment	8 796	-	8796	-	17 592	-	8796	8 796
	<b>1 172 653</b>	<b>170 707</b>	<b>625 376</b>	<b>717 984</b>	<b>1 169 780</b>	<b>516 100</b>	<b>513 227</b>	<b>1 172 653</b>

Computer equipment with a total cost of R41 760 having been fully depreciated was disposed of in the current financial year at a consideration of R3 900.

**NATIONAL LOTTERIES BOARD**  
**NOTES TO THE ANNUAL FINANCIAL STATEMENTS**  
for the year ended 31 March 2004

**6. Intangible assets**

Intangible assets refer to the capitalised value of software costs incurred in the development of the Grant Management System used by the National Lottery Distribution Trust Fund, and the National Lotteries Board/National Lottery Distribution Trust Fund website.

	Cost	Accumulated amortisation	Net book value end of year
Year ended 31 March 2004	431 515	412 615	18 900
Year ended 31 March 2003	431 515	268 778	162 737

The carrying amounts of intangible assets are as follows:

	Opening net book value	Additions	Amortisation charge	Net book value end of year
Year ended 31 March 2004	162 737	-	143 837	18 900
Year ended 31 March 2003	276 341	25 509	139 113	162 737

**7. Trade and other receivables**

	2004 R	2003 R
Uthingo Management (Pty) Ltd - Escrow	-	27 771 845
National Lottery Distribution Trust Fund - Grant	407 328	-
Staff loans	98 241	52 020
Interest receivable	3 828	-
Deposits	10 000	10 000
	<u>519 397</u>	<u>27 833 865</u>

The amount due from Uthingo Management (Pty) Ltd in the previous year was raised in accordance with the Licence to operate the National Lottery, whereby the Licensee is to pay a specified amount to the Board, in order to assist with the continued operation of the National Lottery after expiry, termination or revocation of the licence for any reason. The full amount has since been received and invested after the deduction of the VAT element. Refer to note 8 for the cumulative status.

**NATIONAL LOTTERIES BOARD**  
**NOTES TO THE ANNUAL FINANCIAL STATEMENTS**  
for the year ended 31 March 2004

	2004	2003
	R	R

**8 Originated loans and receivables**

With reference to notes 7 and 12, funds are invested with various banking institutions in the form of fixed deposits, banker's acceptances, promissory notes and negotiable certificates of deposit. The Escrow investment comprises:

Capital amount	94 318 785	69 957 517
Interest capitalised	17 660 148	7 927 330
Interest accrued	13 727 534	9 233 289
	<u>125 706 467</u>	<u>87 118 136</u>

**9 Cash and cash equivalents**

Cash	167 617	113 143
Call deposits and negotiable certificates	35 325	6 126 456
	<u>202 942</u>	<u>6 239 599</u>

For the purpose of the cash flow statement the year-end cash and cash equivalents comprise the following:

Bank balances	167 617	113 143
Cash on hand	35 325	6 126 456
	<u>202 942</u>	<u>6 239 599</u>

**10 Finance Lease**

The liability arose from a lease agreement with Nedbank repayable over 60 months commencing in March 1999. The contract expired in March 2004. Interest was calculated on the prevailing prime-lending rate over the duration of the contract.

Total amount outstanding	-	15 098
Less: Current portion transferred to current liabilities	-	(15 098)
	<u>-</u>	<u>-</u>

The interest rate exposure of borrowings of the National Lotteries Board was as follows:  
At floating rates

11.5%	17.0%
-------	-------

**NATIONAL LOTTERIES BOARD**  
**NOTES TO THE ANNUAL FINANCIAL STATEMENTS**  
for the year ended 31 March 2004

	2004	2003
	R	R

The present value of finance lease liabilities may be analysed as follows:

Payable within 12 months	-	15 098
Later than 12 months and not later than 5 years	-	-
Later than 5 years	-	-
	<u>-</u>	<u>15 098</u>

Finance lease liabilities - minimum lease payments:

Payable within 12 months	-	16 617
Later than 12 months and not later than 5 years	-	-
Later than 5 years	-	-
	<u>-</u>	<u>16 617</u>
Less: Future finance charges on finance leases	-	(1 519)
Present value of finance lease liabilities	<u>-</u>	<u>15 098</u>

**11 Deferred income: Licence fees**

Licence fees relate to the licence awarded to Uthingo Management (Proprietary) Limited for the National Lottery. This licence is valid for 7 years and will be amortised over this period.

<b>Total at beginning of year</b>	<u>683 545</u>	911 393
Charged to income statement	(227 848)	(227 848)
	<u>455 697</u>	683 545
Current portion of deferred income	(227 849)	(227 848)
<b>Balance at end of year</b>	<u>227 848</u>	<u>455 697</u>

**12 Accounts payable**

Accruals	247 884	671 848
Escrow liability	125 706 467	111 479 403
VAT payable	187 786	3 286 555
Other payables	55 290	47 353
Deferred income: License fees current portion	227 849	227 848
Current portion of long term liability	-	15 098
	<u>126 425 276</u>	<u>115 728 105</u>

With reference to notes 7 and 8 above, the Escrow liability represents the amount reserved in order to assist with the continued operation of the National Lottery after expiry, termination or revocation of the licence for any reason. Should the need not materialise, the funds will be transferred to the National Lottery Distribution Trust Fund.

**NATIONAL LOTTERIES BOARD**  
**NOTES TO THE ANNUAL FINANCIAL STATEMENTS**  
for the year ended 31 March 2004

	2004 R	2003 R
<b>13 Provisions</b>		
Included in provisions are provisions for bonuses and leave pay.		
Opening balance	222 252	124 355
Increase in provision	290 314	97 897
Closing balance	<u>512 566</u>	<u>222 252</u>

**14 Operating Lease Commitments**

Amounts payable within 12 months	175 282	621 600
Later than 12 months but not later than 5 years	-	696 192
	<u>175 282</u>	<u>1 317 792</u>

Office premises are leased. Rentals are charged as an expense as and when incurred.

The current lease would have originally expired on 31 March 2005 but as a result of the National Lotteries Board's planned physical move to the new DTI campus at the end of June 2004, exposure on operating lease commitments has been reduced to three months. The new lease agreement with the DTI is still in the process of being finalised.

**15 Financial instruments**

*Credit risk*

Financial assets that could subject the Board to credit risk consist principally of cash at bank and cash equivalents, deposits and accounts receivable. The Board's cash equivalents are placed with high credit quality financial institutions. Accounts receivable is presented net of the allowance for doubtful receivables or loan write-offs. Credit risk with respect to trade receivables is limited to the lottery operator.

*Fair values*

The carrying amount of cash and cash equivalents, deposits, accounts receivable and accounts payable approximated their fair values due to the short term maturities of those assets and liabilities.

**16 Taxation**

The National Lotteries Board is exempt from income tax in terms of Section 10(1)(cA) of the Income Tax Act, 1962. The Board is however registered and liable for VAT in terms of the Value-Added Tax Act, 1991.

**17 Contingent liabilities**

Guarantee of R35 325 provided by Nedbank in respect of the operating lease.

# NATIONAL LOTTERY DISTRIBUTION TRUST FUND (NLDTF)

## ANNUAL FINANCIAL STATEMENTS

for the year ended 31 March 2004





## **1. AUDIT ASSIGNMENT**

The financial statements as set out on pages 40 to 47, for the year ended 31 March 2004, have been audited in terms of section 188 of the Constitution of the Republic of South Africa, 1996 (Act No. 108 of 1996), read with sections 3 and 5 of the Auditor-General Act, 1995 (Act No. 12 of 1995) and section 12(4) of the Lotteries Act (Act No. 57 of 1997). These financial statements, the maintenance of effective control measures and compliance with relevant laws and regulations are the responsibility of the accounting authority. My responsibility is to express an opinion on these financial statements, based on the audit.

## **2. NATURE AND SCOPE**

The audit was conducted in accordance with Statements of South African Auditing Standards. Those standards require that I plan and perform the audit to obtain reasonable assurance that the financial statements are free of material misstatement.

An audit includes:

- examining, on a test basis, evidence supporting the amounts and disclosures in the financial statements,
- assessing the accounting principles used and significant estimates made by management, and
- evaluating the overall financial statement presentation.

Furthermore, an audit includes an examination, on a test basis, of evidence supporting compliance in all material respects with the relevant laws and regulations, which came to my attention and are applicable to financial matters.

I believe that the audit provides a reasonable basis for my opinion.

## **3. AUDIT OPINION**

In my opinion, the financial statements fairly present, in all material respects, the financial position of the National Lottery Distribution Trust Fund at 31 March 2004 and the results of its operations and cash flows for the year then ended, in accordance with generally accepted accounting practice and in the manner required by the Public Finance Management Act, 1999 (Act No. 1 of 1999).

## **4. EMPHASIS OF MATTER**

### **4.1. Unexpended money of the former Ciskei and Transkei State Lotteries**

Section 64(2) of the Lotteries Act states that "All unexpended money in (a) the Distribution Account referred to in the State Lotteries Act, 1984 (Ciskei) and the State Lottery Trustee Account referred to in the Lotteries Decree, 1989 (Transkei) immediately before the commencement of the Lotteries Act, shall be paid into the fund". In terms of the act the date of commencement of section 64(2) was 28 August 1998.

In terms of section 68 of the Lotteries Act, 1997 (Act No. 57 of 1997), the former decree of the Transkei (Decree No.14 of 1989) was repealed on 28 August 1998. With reference to paragraph 3.1 of the 2002/2003 annual report, the Board appointed an audit firm to determine the extent of the amounts due to the fund on 28 August 1998 from the former Ciskei and Transkei State Lotteries.

Information obtained with regards to the former Transkei Lotteries Distribution Account, indicates that an amount of R21 000, which was not audited (due to the unavailability of financial statements), was available on the 27<sup>th</sup> of August 1998. According to the requirements of Lotteries Act, this money should have been paid into the National Lottery Distribution Trust Fund. Furthermore, from 28 August 1998 until 22 May 2002, the date on which the specific bank account was closed, it appears that funds amounting to approximately R2,5 million, which was also not audited (due to the unavailability of financial statements), has been deposited and paid out contrary to the provision of section 64(1) of the Lotteries Act by the former trustees of the Transkei Lottery from the Distribution Account. The recoverability of this amount is unknown.



No conclusive evidence could be found with regard to the former Ciskei Lottery. Unconfirmed information, received on the former Ciskei Lottery, created in terms of the State Lotteries Act, No. 24 of 1984, indicates that this lottery has apparently been abolished in the late 80's early 90's. Based on information available net assets were paid over to the then Ciskei Revenue Fund. Management considers this matter to be fully investigated to the best of their ability.

#### **APPRECIATION**

The assistance rendered by the staff of the National Lotteries Board during the audit is sincerely appreciated.

**N Manik  
for Auditor-General**

**Pretoria  
23 July 2004**





**NATIONAL LOTTERY DISTRIBUTION TRUST FUND**  
**BALANCE SHEET**  
as at 31 March 2004

	Notes	2004 R	2003 R
<b>ASSETS</b>			
<b>Current Assets</b>			
Accounts receivable	6	14 385 997	37 053 974
Investments	7	1 807 390 581	1 461 370 978
Cash and cash equivalents	8	1 057 630 675	708 404 915
<b>Total assets</b>		<b>2 879 407 253</b>	<b>2 206 829 867</b>
<b>EQUITY AND LIABILITIES</b>			
<b>Capital and reserves</b>			
Retained earnings		1 693 676 398	1 653 310 881
<b>Current liabilities</b>			
Trade and other payables	9	1 185 730 855	553 518 986
<b>Total equity and liabilities</b>		<b>2 879 407 253</b>	<b>2 206 829 867</b>





**NATIONAL LOTTERY DISTRIBUTION TRUST FUND**  
**STATEMENT OF CHANGES IN EQUITY**  
for the year ended 31 March 2004

	Notes	2004 R	2003 R
<b>Retained earnings</b>			
At the beginning of the year		1 653 310 881	1 149 664 258
Net surplus for the year		40 365 517	503 646 623
At end of year		<u>1 693 676 398</u>	<u>1 653 310 881</u>



**NATIONAL LOTTERY DISTRIBUTION TRUST FUND**  
**CASH FLOW STATEMENT**  
for the year ended 31 March 2004

	Notes	2004 R	2003 R
<b>Cash flow from operating activities</b>			
Cash receipts		1 014 000 330	1 052 463 233
Cash payments		(620 692 487)	(298 300 889)
Cash flows from operating activities	10	393 307 843	754 162 344
Interest received		301 937 520	219 133 320
Net cash from operating activities		695 245 363	973 295 664
<b>Cash flow on investment activities</b>			
Increase in investments		(346 019 603)	(570 206 096)
Net cash utilised in investment activities		(346 019 603)	(570 206 096)
<b>Net increase in cash and cash equivalents</b>			
Cash and cash equivalents at beginning of year		708 404 915	305 315 347
Cash and cash equivalents at end of year	8	1 057 630 675	708 404 915



## **1 Basis of preparation**

The principal accounting policies of the National Lottery Distribution Trust Fund and the disclosures made in the financial statements conform with generally accepted accounting practice in South Africa. The financial statements are prepared on the historical cost basis. The principal policies are consistent with those applied in previous years.

### **1.1 Financial instruments**

Financial instruments carried on the balance sheet include cash and bank balances, investments, receivables and payables. Financial instruments are initially measured at cost. Subsequent to initial recognition, these instruments are measured according to the particular methods adopted as disclosed in the individual policy statements associated with each of them.

#### **Receivables**

Receivables are stated at cost less provision for doubtful debts. No provision has been made for doubtful debts due to the full amount being considered recoverable.

#### **Investments**

Investments are recognised as capital invested plus interest as it accrues.

The Board classifies its funds placed with various banking institutions in the form of fixed deposits, banker's acceptances, promissory notes and negotiable certificates of deposit as originated loans and receivables. This category of accounting for investments affords the opportunity of early conversion to cash if required, and not having to necessarily hold all instruments to maturity. These investments are also classified as current assets as it is the express intention to have all investments mature within twelve months from the balance sheet date.

#### **Cash and cash equivalents**

Cash and cash equivalents are shown at the original capital invested plus accrued interest. For the purposes of the cash flow statement, cash and cash equivalents comprise cash in hand, deposits held at call with banks, and investments in money market instruments that mature in less than three months and are not only considered to be low risk investments, but may also be converted to cash earlier if considered necessary.

#### **Financial liabilities**

Financial liabilities are stated at cost.

### **1.2 Revenue recognition**

- Share of ticket sales, unclaimed prize money and other scheduled proceeds according to the Licence Agreement is recognised as it accrues.
- Interest income is recognised as it accrues, taking into account the effective yield in respect of investments, unless collectability is in doubt.

### **1.3 Disbursement of funds**

Disbursements are accounted for once applications for assistance from individual entities are approved by the respective Distributing Agencies.

**NATIONAL LOTTERY DISTRIBUTION TRUST FUND**  
**NOTES TO THE ANNUAL FINANCIAL STATEMENTS**  
for the year ended 31 March 2004

**1.4 Assistance to the National Lotteries Board**

The assistance to the National Lotteries Board is based on anticipated operating costs for which the Board is responsible. The amount paid includes the corresponding value added tax element for which the National Lotteries Board is liable.

	Notes	2004 R	2003 R
<b>2 Revenue</b>			
Weekly game sales		935 128 325	961 582 329
Unclaimed prizes		51 514 028	47 838 807
		<u>986 642 353</u>	<u>1 009 421 136</u>
<b>3 Finance income</b>			
Finance income comprises interest received from:			
Investments		278 489 191	195 056 492
Bank		2 570 469	2 320 070
Unclaimed prizes		20 877 860	21 756 758
		<u>301 937 520</u>	<u>219 133 320</u>
<b>4 Other income</b>			
Ancillary activity		4 690 000	18 810 000
Secondary NLDTF payments		-	2 148 739
		<u>4 690 000</u>	<u>20 958 739</u>
<b>5 Disbursement of funds</b>			
Current year allocations		1 258 315 755	735 590 724
Prior year overprovision		(13 471 126)	(1 137 869)
Total disbursements for the year		<u>1 244 844 629</u>	<u>734 452 855</u>
Prior year over provisions refer to allocations subsequently withdrawn or suspended where beneficiaries did not meet specific criteria.			
<b>6 Accounts receivable</b>			
Uthingo Management (Pty) Ltd		10 330 987	30 362 900
Uthingo Participants Trust: Interest on unclaimed prizes		3 866 871	6 691 074
First Rand Banking Group: Interest receivable		188 139	-
		<u>14 385 997</u>	<u>37 053 974</u>
<b>7 Originated loans and receivables</b>			
Investments in the form of fixed deposits, promissory notes and negotiable certificates of deposit with maturity dates greater than three months but no more than twelve months:			
Capital amount		1 732 342 725	1 409 901 892
Accrued interest		75 047 856	51 469 086
		<u>1 807 390 581</u>	<u>1 461 370 978</u>
Average yield on investments		8.77%	13.18%

**NATIONAL LOTTERY DISTRIBUTION TRUST FUND**  
**NOTES TO THE ANNUAL FINANCIAL STATEMENTS**  
for the year ended 31 March 2004

Notes	2004 R	2003 R
<b>8 Cash and cash equivalents</b>		
Cash	2 595 152	323 651
Call deposits	47 414 554	9 255 784
Fixed deposits, promissory notes and negotiable certificates of deposit with maturity dates less than three months	<u>1 007 620 969</u>	<u>698 825 480</u>
	<u><b>1 057 630 675</b></u>	<u><b>708 404 915</b></u>

For the purpose of the cash flow statement the year-end cash and cash equivalents comprise the following:

Bank balances	2 595 152	323 651
All deposits and negotiable certificates	<u>1 055 035 523</u>	<u>708 081 264</u>
	<u><b>1 057 630 675</b></u>	<u><b>708 404 915</b></u>

**9 Trade and other payables**

Opening balance in respect of grants accrued	553 518 986	105 953 303
Increase in accrual of grants allocated but not yet paid	<u>631 804 541</u>	<u>447 565 683</u>
Allocation by Distributing Agencies still due for payment	<u>1 185 323 527</u>	<u>553 518 986</u>
Assistance to the National Lotteries Board	407 328	-
	<u><b>1 185 730 855</b></u>	<u><b>553 518 986</b></u>

**10 Cash flows from operating activities**

Net surplus	40 365 517	503 646 623
Adjusted for		
Interest received	(301 937 520)	(219 133 320)
Movements in current assets and liabilities		
Decrease in receivables	22 667 977	22 083 358
Increase in trade and other payables	<u>632 211 869</u>	<u>447 565 683</u>
Cash flows from operating activities	<u><b>393 307 843</b></u>	<u><b>754 162 344</b></u>

**11 Financial instruments**

*Credit risk*

Financial assets that could subject the Board to credit risk consist principally of cash at bank and cash equivalents, deposits and accounts receivable. The Board's cash equivalents are placed with financial institutions approved by the Minister of Finance. Credit risk with respect to trade receivables is limited to the lottery operator.

*Fair values*

The carrying amount of cash and cash equivalents, deposits, accounts receivable and accounts payable approximated their fair values due to the short-term maturities of those assets and liabilities.

**NATIONAL LOTTERY DISTRIBUTION TRUST FUND  
NOTES TO THE ANNUAL FINANCIAL STATEMENTS  
for the year ended 31 March 2004**

---

*Interest rate risk*

Investments are made at fixed interest rates. The rates are agreed upon at the inception of the investment. The Board may therefore be exposed to interest rate price risk in respect of investments. The risk is minimal due to the investments being made with financial institutions approved by the Minister of Finance. The maturity of these investments is not greater than one year and the interest receivable at the maturity date is agreed upon at the start of the investment.

**12 Taxation**

The National Lottery Distribution Trust Fund is exempt from income tax in terms of Section 10(1)(cA) of the Income Tax Act, 1962. The Fund is also not liable for VAT in terms of the Value-Added Tax Act, 1991, as it is not carrying on an enterprise but merely acts as a conduit to distribute funds.





# NATIONAL LOTTERY DISTRIBUTION TRUST FUND BENEFICIARIES for the year ended 31 March 2004

## ARTS, CULTURE & NATIONAL HERITAGE

### National Bodies

1. MINTEK	12,000,000
2. SA Library for the Blind	500,000
3. SA National Parks	1,396,700
	<b>13,896,700</b>

### Eastern Cape

1. ACCDA	636,857
2. Afesis Corplan	817,300
3. African Cultural And Community Development Association	249,600
4. Border Technikon School of Applied Art	210,000
5. East London Guild Theatre Senior & Junior Dance Companies.	742,000
6. East London Museum	2,600,000
7. Eastern Cape Philharmonic Society	2,608,347
8. English Academy of SA	56,700
9. Grahamstown Foundation	912,000
10. Grahamstown Foundation	380,000
11. King Sandile Development Trust	8,100,000
12. Mvezo Site-Nelson Mandela National Museum	8,000,000
13. Port Elizabeth Museum	530,000
14. R.A.B.T.I. Trust	1,500,000
15. Rhodes University - Fine Art Department	100,000
16. Rhodes University (UBOM) Eastern Cape Drama Community, Rhodes Drama Department (Affiliated project)	545,540
17. SAHRA	1,000,000
18. Sizabantu Community Arts & Craft Organisation	510,000
19. Small Projects Foundation	180,000
20. Somerset East Museum	300,000
21. South African Blind Musicians Association	127,462
22. South End Museum Trust	2,300,000
23. South Roots Kibbutz El Shammah	40,000
24. The Opera House	172,300
25. The Opera House	4,300,000
26. The South African Ballet Theatre	814,120
27. Township Dance Project	50,000
28. Umzimkulu Development Services	878,294
29. Victory Songqoba Theatre	81,000
30. Wilderness Foundation	3,320,000
	<b>42,061,520</b>

### Free State

1. Endangered Wildlife Trust	165,050
2. Group for Environmental Monitoring	361,000
3. Lesedi La Setjhaba Welfare Organisation	224,685
4. Motswako Performing Artists	781,000
5. Oliewenhuis Art Museum	544,500
6. PACOFS	15,000,000
7. PACOFS	3,000,000
8. SA Heritage Resources	142,120
9. South African Blind Musicians Assoc	127,462
10. South African Ballet Theatre	814,120
11. University of the Free State	2,400,000
12. Vuka 6	388,000
	<b>23,947,937</b>

### Gauteng

1. Abangani Theatre Group	558,020
2. Actors Centre	104,565
3. African Cultural Heritage Trust	1,400,000
4. African Cultural Heritage Trust	1,500,000
5. Alexsan Kopano	650,000
6. Ampersand Foundation	198,660
7. Artists for Human Rights Trust	223,500
8. Bachaki Theatre	1,000,000
9. Ballet Theatre Afrikan	1,904,005
10. Birdlife South Africa	150,000
11. Buskaid Soweto String Ensemble	1,410,000
12. Cantare Children's Choir	2,069,150
13. Centre for film and media residency programme	197,500
14. Centre for Indigenous Knowledge	413,500
15. Chamber Orchestra of South Africa	1,699,380
16. Cradle of Humankind Field Guide Trust	630,000
17. Craft Council Of South Africa	78,488
18. Delta Environmental Centre	467,372
19. English Academy of SA	56,700
20. Flower Foundation	28,700
21. Food And Trees for Africa	800,000
22. Fordsburg Artists' Studios	1,694,915
23. Fuba School of Music	290,000
24. Gauteng Dance Manyano	520,000
25. Gerard Sekoto Foundation	90,000
26. Gerard Sekoto Foundation	100,000
27. Gerard Sekoto Foundation	200,000
28. Gerard Sekoto Foundation	420,000
29. Goodwill Industries SA Sheltered Workshop	187,364
30. Greenhouse Peoples Environmental Centre	977,500
31. Gun Free South Africa	184,580
32. Imbali Visual Literacy Kagiso	434,720
33. Imbali Visual Literacy Project/Kagiso	395,200
34. Imfundiso Skills Development	3,240,000
35. Jewish National Fund	1,100,000
36. Johannesburg Art Gallery	1,180,000
37. Johannesburg Dance Foundation	96,000

38. Johannesburg Innercity Business Coalition	10,000,000
39. Johannesburg Philharmonic Orchestra	2,000,000
40. Johannesburg Philharmonic Orchestra	1,000,000
41. Johannesburg Youth Orchestra	180,500
42. Johannesburg Youth Theatre Trust	1,693,000
43. Khanya Training & Development Centre	151,300
44. Khulumani Support Group	417,000
45. Malibongwe Woman & Development	900,000
46. Market Theatre Foundation	12,040,166
47. Masakhane Arts & Culture Youth Dev Project	258,000
48. Moving Into Dance	350,000
49. Music Academy of Gauteng	2,050,000
50. Music Industry Development	980,000
51. Musicians Union of South Africa	2,000,000
52. National Council for Persons with Physical Disabilities	486,540
53. National Film & Video Foundation	500,000
54. National Film and Video Foundation	200,000
55. National Youth Development Outreach	800,000
56. National Zoological Gardens of South Africa	2,961,058
57. Newtown Film & Television School	1,540,000
58. Nhlapho Sibanda Heritage Arts and Culture	1,420,027
59. Nokulunga Youth Group	93,800
60. Northern Flagship Institution	645,000
61. Northern Flagship Institution	200,000
62. Out In Africa	166,000
63. Parktown & Westcliff Heritage Trust	212,410
64. Pretoria Community Ministries (PCM)	60,000
65. Pretoria Tamil League	210,000
66. Pro Musica Productions	1,000,000
67. SA National Parks & Technikon Pretoria	1,575,000
68. Sedibeng District Municipality	3,086,000
69. Sibikwa Community Theatre Project	1,154,270
70. Siege Museum Trust	137,500
71. Sinqobile Intermediate School	1,079,034
72. Sithuthuka Sonke Drama Players	543,700
73. Siyavuka Lateral	674,031
74. South African Blind Musicians Association	127,462
75. South African Democracy Education Trust	3,000,000
76. South African Roadies Association SARA	1,475,000
77. Soweto Community Dance Project	527,400
78. State Theatre BASHA	3,323,200
79. Success Music & Drama Institution	251,300
80. Tirisano Khulanathi Music Research and Development Project	1,740,000
81. Transvaal Scottish Regimental Council NPO	2,120,000
82. Trevor Huddleson CR Memorial Centre	179,857
83. Tribhangi Dance Theatre	512,400
84. United Church School	1,000,000
85. University of the Witwatersrand	150,000
86. University of the Witwatersrand/Rock Art and Research Institute	7,000,000
87. University of Witwatersrand	680,000
88. Victory Songqoba Theatre Company	1,140,000
89. Victory Songqoba Theatre Company	81,000
90. Voortrekker Monument & Nature Reserve	3,000,000
91. Vukani Community Theatre	1,088,000
92. Vukani Community Theatre: Rasa Production Company	856,838
93. Vukani Dance Theatre	746,200
94. Vukani Ubuntu Community Development Project Atteridgeville	909,850
95. Vuyani Dance Theatre	941,436
96. Windybrow Centre for the Arts	1,872,400
97. Wits TV Wits Rock Art	150,000
98. Women in Writing	830,000
99. Work to Win Community Development Trust	450,000
100. Zakhani South Africa Trust	1,000,000
101. Zanendaba Storytellers	550,450
	<b>120,921,948</b>

### KwaZulu Natal

1. Amafa Heritage KZN	600,859
2. Bat Centre Trust	980,000
3. Centre for Creative Arts	3,200,000
4. Domestic Violence Help Line (DVHL)	150,000
5. Durban Arts Association	720,000
6. Durban Arts Association	639,400
7. Durban Music School	264,000
8. Embocraft Training Centre Trust	2,000,000
9. English Academy of Southern Africa	56,700
10. Ethekewini Municipality	20,500,000
11. Field Band Foundation	1,216,426
12. First Physical Theatre Company	1,200,000
13. Friends of Music	102,650
14. Gujarati Hindu Sanskriti Kendra	100,000
15. Ilembe District Municipality	700,000
16. Indian Academy of South Africa	122,110
17. K-CAP Alive Kids Positive Arts	2,060,200
18. KwaZulu Natal Arts & Culture Trust	3,012,050
19. KwaZulu Natal Crane	310,000
20. KZN Dance Link	150,000
21. KZN Tourism Authority	1,680,000
22. Ladysmith Siege Museum Trust	137,000
23. Mthonjeni Cultural Sports & Recreation Club	1,000,000
24. Natal Blind and Deaf Society	167,047
25. Natal Society of Art	391,000
26. National Film & Video Foundation	50,000

# NATIONAL LOTTERY DISTRIBUTION TRUST FUND BENEFICIARIES

for the year ended 31 March 2004

27. Newlands Mashu Community Development Centre	117,600	25. Jazzart Dance Theatre	174,750
28. Ngezandla Zethu Handwork Project	188,000	26. Jazzart Dance Theatre	665,556
29. Opera Africa	489,662	27. Kannaland Municipality	60,000
30. Opera Africa	624,549	28. Kannaland Municipality	570,000
31. Opera Africa	628,320	29. Khanyisa School for Supportive Education	82,000
32. Out in Africa	167,000	30. Klein Karoo National Arts Festival	3,000,000
33. P.E.A.C.E. Foundation	3,490,330	31. Lwandle Migrant Labour Museum	299,320
34. Project Gateway	800,000	32. Magnet Theatre Educational Trust	256,807
35. Richards Bay Spatial Development Initiative	848,804	33. Marine Environmental Education Trust	250,000
36. Richards Bay Spatial Development Initiative	2,900,000	34. Marine Environmental Education Trust (MEET)	304,000
37. Richards Bay Spatial Development Initiative	1,351,452	35. Mopo Cultural Trust	750,000
38. South Roots Kibbutz El Shamamah	40,000	36. National Botanical Institute	1,872,000
39. Speech and Drama Association of South Africa	43,716	37. National Film & Video Foundation	500,000
40. University of Natal	3,077,270	38. New Africa Theatre	107,900
41. Victory Songqoba Theatre	2,000,000	39. New Africa Theatre Association	227,420
42. Victory Songqoba Theatre	81,000	40. NICRO Western Cape	136,200
43. Wildlife & Environment Society of SA	36,000	41. Oasis Association	954,989
44. Women's Leadership and Training Programme	2,800,000	42. Ocean View Development Trust	293,000
	<b>61,643,145</b>	43. One City Events (t/a The Cape Town Festival)	2,128,446
<b>Limpopo</b>		44. Out in Africa	167,000
1. Drama for Education & Development Project	255,500	45. Robben Island Museum	3,300,000
2. Dzingahe Drama Association	300	46. Ruth Prowse School of the Arts	61,260
3. Dzingahe Drama Association	295,000	47. SA College of Music	1,777,860
4. Makgoba Environmental Club	710,000	48. SHAWCO	1,923,495
5. Neotha Arts	82,000	49. Sithengi Film & TV Market	11,126,250
6. Neotha Arts	256,500	50. South African College	500,000
7. Soetfontein Rural Development Association	1,330,000	51. South African Scout Association	1,117,800
8. Southern African Folklore Society	200,000	52. South Roots Kibbutz El Shamamah	40,000
9. Tinkawu Theatre Laboratory	636,000	53. Spier Arts Trust	1,000,000
10. Tifluxeni Arts and Cultural Development Centre	308,400	54. St Joseph's Adult Education Programme	108,100
11. Umfundiso Skills Development	3,240,000	55. Stellenbosch University: Wordfest	293,462
12. University of Venda	1,641,000	56. University of Stellenbosch	400,000
13. University of Venda for Science & Technology	5,000,000	57. Zip Zap Circus School	243,700
14. Wits School of Arts	769,100		<b>54,386,698</b>
	<b>14,723,800</b>	<b>Total Arts</b>	<b>375,383,838</b>
<b>Mpumalanga</b>		<b>CHARITIES</b>	
1. Endangered Wildlife Trust	235,977	<b>National Bodies</b>	
2. Endangered Wildlife Trust	165,050	1. Abbeyfield Society	400,000
3. Johannes Stegmann Theatre Donor Trust Fund	277,895	2. ACVV Hoofbestuur Cape Town	2,110,500
4. Khumbulani Mpumalanga Programme	967,040	3. Age in Action	1,420,780
5. South African Blind Musicians Association	127,462	4. Alzheimers & Related Dementias Association	300,000
6. South African Heritage Resources Agency SAHRA	100,000	5. Autism South Africa - Johannesburg	200,000
7. Victory Songqoba Theatre	81,000	6. BADISA: Cape Town	12,863,400
8. Vukani Community Theatre	1,053,100	7. Befrienders South Africa: Danhof	187,520
	<b>3,007,524</b>	8. Black Sash Trust: Cape Town	2,000,000
<b>Northern Cape</b>		9. Boys Town South Africa: Johannesburg	653,000
1. Apollo Development Association	1,724,000.00	10. Cancer Association South Africa	5,839,326
2. Delta Environmental Centre	499,446.00	11. Catholic Institute of Education	255,400
3. McGregor Museum	878,592.00	12. Catholic Institute of Education: Johannesburg	281,080
4. SA Heritage Resources Agency	5,647,450.00	13. Centre for Augmentative Alternative Communication - Interface SA	200,000
5. SA Heritage Resources Agency	16,650,000.00	14. Cheshire Homes South Africa: Cape Town	430,000
6. Sol Plaatjie Municipality	855,000.00	15. Co-Operative Organisation for Upgrading of Numeracy Training	695,115
7. South African Ballet Theatre	814,120.00	16. Curamus Association: Pretoria	100,000
8. South Roots Kibbutz El Shamamah	40,000.00	17. Deafblind South Africa	500,000
	<b>27,108,608</b>	18. Development & Welfare Agency	2,821,000
<b>North West</b>		19. Disabled Children Action Group: Cape Town	781,800
1. De Wildt Cheetah and Wildlife Trust	314,000	20. Disabled People South Africa (DPSA)	642,930
2. Greater Taung Municipality	6,660,000	21. Down Syndrome Association: Pretoria	250,100
3. Greater Taung Municipality	2,166,000	22. Down Syndrome South Africa	100,000
4. Mmabana Arts, Culture and Sports Foundation	2,166,900	23. Epilepsy South Africa	1,232,000
5. Mmabana Foundation	552,343	24. FAMSAs - National	653,852
6. Mmabana Foundation	800,000	25. FAMSAs Pretoria	200,000
7. Multi-Vision Youth Development Project	207,000	26. Girl Guides Association of SA: Johannesburg	428,803
8. National Eisteddfod Academy	210,315	27. Heart Foundation of South Africa	727,000
9. Nhlapho Sibanda Heritage Arts & Culture	346,000	28. House of Mercy Boksburg	2,500,000
10. Tshwane Youth Development	263,400	29. Legal Resources Centre	500,000
	<b>13,685,958</b>	30. Leprosy Mission: Johannesburg	351,000
<b>Western Cape</b>		31. Muscular Dystrophy Foundation	122,500
1. Athlone Academy of Music	159,423	32. Muscular Foundation of South Africa: Pinetown	220,000
2. Baxter Theatre	689,595	33. National Association for Child Minders Soweto	837,000
3. Bergriver Municipality	640,000	34. National Children's Rights Committee: Johannesburg	500,000
4. Bergriver Municipality	1,280,800	35. National Council for Persons With Physical Disabilities	1,000,000
5. Bergzicht Training Centre	1,485,354	36. National Council of SPCA's	1,557,000
6. Bush Radio	202,699	37. National Peace Accord Trust	100,000
7. Cape Flats Development Association	500,000	38. National Welfare, Social Services & Development Forum & Partners	1,098,987
8. Cape Flats Development Association	130,000	39. NICRO National Office: Cape Town	2,705,460
9. Cape Town City Ballet	2,498,600	40. Ondersteuningsraad	1,024,933
10. Cape Town Minstrel Carnival	240,000	41. Operation Hunger: Johannesburg	1,996,500
11. Cape Town Opera	2,427,000	42. Parkinson's Association South Africa	486,218
12. Cape Town Women's Festival Trust	1,000,000	43. Peace Foundation (Ndimu Development Committee)	283,788
13. Cape Towns Minstrel Carnival	10,000	44. Pioneer Printers: Worcester	2,921,000
14. Catholic Welfare & Development	102,810	45. Protec National	464,500
15. Community Arts Association (ComArt)	247,152	46. Quadriplegic Association of South Africa	76,400
16. Community Arts Project	442,400	47. Quadriplegic Association of South Africa: Pinetown	250,000
17. District Six Museum Foundation	2,740,850	48. READ Educational Trust	10,696,986
18. Early Learning Resource Unit	250,000	49. Retina SA Johannesburg	600,000
19. English Academy of SA	56,700	50. Rural Development Support Programme: Cape Town	238,834
20. Footprint Educational Trust	30,000	51. Rural Education Access Programme	405,000
21. Garden Route Botanical Garden Trust	462,000	52. SA Congress for Early Childhood Development	600,000
22. Hout Bay & Llandudno Heritage Trust	1,500,000		
23. Iziko Museums of Cape Town	1,000,000		
24. Iziko Museums of Cape Town	1,600,000		

# NATIONAL LOTTERY DISTRIBUTION TRUST FUND BENEFICIARIES for the year ended 31 March 2004

53. SA Mobility	81,000	74. Khululeka Community Education Dev Centre Queenstown	800,000
54. SA National Council for the Blind: Pretoria	1,000,000	75. King Williams Town Child & Family Welfare Society	250,000
55. SA National Lobby Group for People with Acquired Brain Injuries	372,636	76. King Williams Town Child Youth Care Centre	500,000
56. SA Training Institute: Pretoria	453,600	77. Kruisfontein Humansdorp Child & Family Welfare	300,000
57. SANCA National Directorate	1,782,199	78. Langa Kwanobuhle Self Help & Resource Exchange: Uitenhage	2,000,000
58. SANCA: Pretoria/Soshanguve	1,500,000	79. Leisure Homes for Senior Citizens	316,000
59. Save the Children Fund: Johannesburg	200,000	80. Lifeline East London	250,000
60. South African Blind Workers Organisation: Johannesburg	535,000	81. Madeira Home Housing Utility Company	252,132
61. South African Federation for Mental Health	2,162,341	82. Marais Steyn Home	220,000
62. South African National Council for Child & Family Welfare	9,000,000	83. Masikhule Early Childhood Development Centre: Umtata	500,000
63. South African National Council for the Blind: Pretoria	868,246	84. McClelland Centre: East London	290,807
64. Southern Africa Stroke Foundation	250,000	85. Methodist Homes for the Aged: Port Elizabeth	2,300,000
65. Southern African Sexual Health Association (SASHA)	50,000	86. Mzomtsha Children's Home	376,185
66. St Johns Ambulance Foundation	2,511,600	87. NICRO Eastern Cape: Port Elizabeth	437,850
67. St Johns Ambulance: Durban	1,000,000	88. Nomzamo Special Care Centre: Peddie	715,000
68. Umtapo Centre	495,000	89. Ons Tuiste: Humansdorp	491,816
69. Youth for Christ South Africa	1,500,000	90. Oosterland Youth Centre	635,000
	<b>91,571,334</b>	91. PE Ladies Benevolent Society	100,000
<b>Eastern Cape</b>		92. Port Elizabeth Charity Organisation	80,000
1. AB Educare Centre: Middelburg	51,713	93. Project for Conflict Resolution & Development: Port Elizabeth	400,000
2. ACVV Despatch	500,000	94. Project for Conflict Resolution & Development: Port Elizabeth	650,000
3. ACVV Eldorado	555,726	95. Queenstown Child & Family Welfare Society	280,000
4. ACVV Huis Corrie Dreyer, Adelaide	300,000	96. Retina South Africa (East Cape): Port Elizabeth	172,300
5. ACVV Huis Silwerjare Old Age Home, Somerset East	520,000	97. SA Blind Workers Organisation	350,000
6. ACVV Newton Park Missionate Port Elizabeth	594,374	98. SANCA Alcohol & Drug Centre Central Eastern Cape	755,946
7. ACVV Poplar Avenue [including Doempie Playground]	840,400	99. Society for the Physically Disabled: Grahamstown	70,000
8. ACVV Port Elizabeth Central	415,948	100. Somerset East Child & Family Welfare Society	270,000
9. ACVV Port Elizabeth North	1,000,000	101. Somerset East Child & Family Welfare Society	270,800
10. ACVV Port Elizabeth South	611,000	102. SPCA Cradock	50,000
11. ACVV Port Elizabeth West	759,000	103. SPCA Kirkwood	100,000
12. ACVV Somerset East	249,000	104. St Francis Hospice	147,720
13. Age in Action, Eluylweni Service Centre: Port Elizabeth	1,255,996	105. St Johns Ambulance Foundation: Grahamstown	540,940
14. Algoa Bay Council for the Aged: Port Elizabeth	623,318	106. St Johns Ambulance: PE Centre George Sub Centre	1,197,964
15. Aliwal North Child & Family Welfare Society	500,000	107. Student Partnership Worldwide South Africa: East London	200,000
16. Aliwal North Legal & Community Advice	262,280	108. The Caring Network: Cape Town	150,000
17. Amatola Haven Old Age Home	250,000	109. The Early Learning Centre Trust	200,000
18. Amatola HIV/Aids: King Williams Town	50,000	110. The Restoration of Human Abilities Assoc: Port Elizabeth	100,000
19. Association for Rehabilitation (REHAB): East London	733,511	111. Uitenhage Mental Health Mzamohle Special School	393,632
20. Association for the Physically Disabled	1,745,348	112. Umtata Child & Family Welfare Society	886,000
21. Aurora Special Care Centre: Port Elizabeth	858,000	113. Umtata Child Abuse Resource Centre	196,276
22. Berea Gardens Retirement Foundation: East London	273,000	114. Umtata Street Child Programme	204,400
23. Border Hospice Association	297,110	115. Union of Jewish Women	60,000
24. BPW Oteniqua Refuge	75,736		<b>56,216,063</b>
25. Callie Evens Lodge: Cathcart	350,000	<b>Free State</b>	
26. Cancer Association of SA: Eastern Cape Branch	2,899,952	1. Age in Action: Bloemfontein	729,293
27. Cape Town City Mission Eastern: Cape Region PE	731,804	2. Age in Action: Free State Branch	227,138
28. Cerebral Palsy Association Eastern Cape: Port Elizabeth	204,077	3. AIDS Mission Outreach Trust Lebone Care Centre: Danhof	259,100
29. Children's Haven MTR Smit: Port Elizabeth	1,000,000	4. Alzheimer's & Related Dementias Association	58,000
30. Christelike Maatskaplike Raad: Joubertina	240,000	5. Amari School for Specialised Education: Welkom	924,000
31. Christelike Maatskaplike Raad: Port Elizabeth	1,000,000	6. Andries Marie Oosthuizen Tehuis: Parys	75,987
32. Christelike Maatskaplike Raad: Queenstown	362,698	7. Association for Persons with Disabilities & Deaf: Free State	580,000
33. Christian Social Services: Humansdorp	661,120	8. Aurora Alcohol & Drug Centre: Bloemfontein	384,102
34. Cradock Child & Family Welfare Society	504,332	9. Bronville Crèche: Welkom	200,000
35. Disabled Children	1,500,000	10. C & F Welfare Bloemfontein Heidedal Crèche & Pre-Primary	249,129
36. DJ Sobey Home for the Aged	950,000	11. Cancer Association of South Africa: Free State Branch	1,842,098
37. East London Benevolent Society	140,000	12. Catholic Community Service: Bethlehem	938,969
38. East London Children's Home	500,000	13. Charlotte Moll Haven	250,000
39. East London Old Timer's Centre	1,509,723	14. Child & Family Welfare Society: Bloemfontein	388,762
40. East London Old Timers Centre: Tecoma	1,000,000	15. Disabled Children	1,500,000
41. East London Senior Citizens Association	281,849	16. Disabled People of SA	1,000,000
42. East London SPCA	240,000	17. FAMSA Bloemfontein	872,152
43. Eastern Province Child & Youth Care Centre: Port Elizabeth	680,000	18. FAMSA Free State: Welkom	117,756
44. Elliot Home for the Aged	255,932	19. Golden Gateway Hospice: Bethlehem	200,000
45. Eluxolweni Charitable Trust	517,000	20. Golden Gateway: Bethlehem	492,541
46. FAMSA Border: East London	200,000	21. Goldfields Alcohol & Drug Centre: Welkom	305,467
47. FAMSA Grahamstown	155,000	22. Goldfields Society for the Blind	270,000
48. FAMSA Grahamstown	202,500	23. Imperanipark Tehuis vir Bejaardes	500,000
49. FAMSA Stutterheim	161,740	24. Kamohelo Children's Centre: Sasolburg	2,861,050
50. Gadra Advice & Community Work	205,388	25. Kerklike Maatskaplike Dienste	76,265
51. Grahamstown Child & Family Welfare Society	1,314,400	26. Kerklike Maatskaplike Dienste: Kroonstad	42,000
52. HIPPY	530,300	27. Kgotsong Child & Family Welfare: Bothaville	96,910
53. Huis John Vorster	300,000	28. Kroon-Day Care Centre for the Disabled: Kroonstad	89,600
54. Ikhwezi Lokusa Rehabilitation & Sheltered Employment: Umtata	646,124	29. Lechabile Lehale la bana Crèche: Kroonstad	450,000
55. Ikhwezi Women's Support Centre: Cathcart	395,346	30. Lifeline Free State Welkom	732,332
56. Isifungo Pre-Primary School, Soweto on Sea: Port Elizabeth	200,000	31. Mangaung Society	300,000
57. Kenton Bushmans Child & Family Welfare Society, Kenton on Sea	402,000	32. Morning Star Children's Centre: Welkom	422,000
58. Khanyisa Community Educare Dev: Empilweni Community Health Care	165,500	33. NICRO Free State	781,241
59. Khanyisa Comm Educare Dev: Implungisi Community Sewing Project	300,000	34. Oranje Trompsburg	82,500
60. Khanyisa Comm Educare Dev: Ingomso Lethu Sewing Project	300,000	35. Oranje Vroue Vereeniging Bethlehem	221,536
61. Khanyisa Comm Educare Dev: Jongisizwe Sewing Project	300,000	36. Oranje Vroue Vereeniging Ficksburg	200,000
62. Khanyisa Comm Educare Dev: Qhamani Sewing & Agricultural Project	300,000	37. Oranje Vroue Vereeniging Harrismith	160,678
63. Khanyisa Comm Educare Dev: Khanya Kwezi Pre-School	137,650	38. Oranje Vroue Vereeniging Head Office	208,958
64. Khanyisa Comm Educare Dev: Khanyisa Day Care	242,000	39. Oranje Vroue Vereeniging Hennenman	164,116
65. Khanyisa Comm Educare Dev: Masiphakame Sewing Project	300,000	40. Oranje Vroue Vereeniging Ventersburg	473,672
66. Khanyisa Comm Educare Dev: Masizakhe Poultry Project	149,400	41. Oranje Vroue Vereeniging Zastron	300,000
67. Khanyisa Comm Educare Dev: Qhamani Sewing Project	300,000	42. Oranje Vroue Vereeniging Bethlehem	775,836
68. Khanyisa Comm Educare Dev: Sinovuyo Sewing Project	300,000	43. Oranje Vroue Vereeniging Bethlehem	100,000
69. Khanyisa Comm Educare Dev: Sinoxolo Sewing Project	300,000	44. Oranje Vroue Vereeniging Bloemfontein	575,261
70. Khanyisa Comm Educare Dev: Siyavuka Women's Project	300,000	45. Oranje Vroue Vereeniging Brandfort	5,095,000
71. Khanyisa Comm Educare Dev: Sondlisizwe Vegetable Garden	198,000	46. Oranje Vroue Vereeniging Frankfort	7,080
72. Khanyisa Comm Educare Dev: Sophuhla Sewing Project	300,000	47. Oranje Vroue Vereeniging Kroonstad	355,374
73. Khanyisa Comm Educare Dev: Sophumelela Sewing Project	300,000	48. Oranje Vroue Vereeniging Zastron	417,196



# NATIONAL LOTTERY DISTRIBUTION TRUST FUND BENEFICIARIES for the year ended 31 March 2004

49. Oranje Vroue Vereeniging Bethlehem Thuson Child	268,978	80. Family & Community Services: Johannesburg	180,000
50. Oranje Vroue Vereeniging Bothaville	66,687	81. Family Health Services: Lenasia	75,000
51. Oranje Vroue Vereeniging Wesselbron	287,540	82. Family Life Centre (FAMSA): Johannesburg	513,827
52. Skemervreugde Sentrum vir Bejaardes: Paul Roux	375,000	83. FAMSA East Rand: Boksburg	500,000
53. Society for the Blind Free State	100,000	84. FAMSA Vaal Triangle	193,850
54. Southern Free State Mental Health	549,177	85. FAMSA West Rand: Roodepoort	350,000
55. Thusanang Development & Training: Bothaville	300,000	86. Flower Foundation Homes for the Aged: Pretoria	388,600
56. Tshepang Educare Trust: Bethlehem	260,442	87. Food Gardens Foundation: Johannesburg	250,000
57. Tswelelopele Pre School	100,000	88. Forest Farm Centre: Johannesburg	298,761
58. Vrystaat Nasorg	77,040	89. Forest Town Foundation: Johannesburg	650,000
59. Vrystaat Nasorg: Bloemfontein	390,028	90. Genesis: Johannesburg	300,000
	<b>30,127,991</b>	91. Good Shepherd Fatima House	150,000
<b>Gauteng</b>		92. Gordonia Institute: Johannesburg	100,000
1. ABC Day Care & Pre School: Soweto	22,196	93. Greater Benoni Child Welfare	249,565
2. Abraham Kriel Maria Kloppers Children's Home: Langlaagte	3,000,000	94. Greater Germiston Society for Child & Family Welfare	100,000
3. African Self-Help Association: Johannesburg	1,211,000	95. Greater Soweto Association for Early Childhood Development	395,000
4. Age in Action	2,208,196	96. Grow Early Learning Trust Johannesburg	753,000
5. Agisanang Domestic Abuse Prevention & Training: Johannesburg	1,630,000	97. Guild Cottage: Johannesburg	324,600
6. AGS Home for the Aged: Pretoria	42,000	98. Headway Gauteng: Johannesburg	31,900
7. Alathia International Ministries: Roodepoort	49,600	99. Heidelberg SPCA	250,000
8. Alberton Raad vir Bejaardes	322,209	100. HIPPY South Africa: Johannesburg	800,000
9. Alberton Tuiste vir Bejaardes	89,604	101. Hlengiwe Day Care Centre: Meadowlands	76,923
10. Albinism Society of South Africa	1,000,000	102. Hope Worldwide SA	1,000,000
11. Alex Aids Orphans	500,000	103. Hope Worldwide South Africa: Johannesburg	250,000
12. Alex Outreach Centre	300,000	104. Horizon Care Centre for Persons with Mental Disability: Pretoria	100,000
13. Alexandra Disability Movement	799,456	105. Hospice Association: Johannesburg	1,525,155
14. Alma School: Pretoria	301,963	106. Hospice East Rand: Benoni	391,296
15. Alzheimer's & Related Dementias Association: Johannesburg	108,400	107. Hospice in the West Krugersdorp	500,000
16. Ann Harding Cheshire Home: Randburg	700,000	108. House Otto Self-Help: Johannesburg	169,000
17. APD Mamelodi	310,000	109. Ikhwezilokusa Home for Mentally & Physically Disabled Children: Meyerton	300,000
18. Association for Autism: Pretoria	200,000	110. Inkosinohando Educare Centre: Dobsonville	82,886
19. Association for people with Disabilities: Pretoria	150,000	111. Institute for primary health: Soshanguve	500,000
20. Association for the Physically Disabled: Greater Johannesburg	1,000,000	112. Ipelegeng Youth Leadership Development: Johannesburg	646,713
21. Atteridgeville Association for the Physically Disabled	150,000	113. Iphateng Social Development Service Pretoria	203,000
22. Avril Elizabeth Home: Germiston	500,000	114. Irene Homes: Irene	1,244,784
23. Berg en Dal Pregnancy Crisis Centre: Pretoria	275,000	115. Jacaranda Haven Pretoria	206,044
24. Boksburg Society for the Aged	720,000	116. Johanna Raath Service Centre: Pretoria	441,000
25. Bophelo Impilo: Johannesburg	350,000	117. Johannesburg Association for the Aged	650,000
26. Bridges Day Care: Diepkloof	37,033	118. Johannesburg Child Welfare Society	2,000,000
27. Bronkhorstspuit Youth Against Aids	100,000	119. Johannesburg Coronation Foundation	1,000,000
28. Cancer Association of South Africa: Johannesburg	4,632,414	120. Johannesburg Institute of Social Services: Lenasia	500,000
29. Carel du Toit Centre: Pretoria	250,000	121. Johannesburg Jewish Helping Hand	2,400,000
30. Carroll Show Centre: Kagiso	250,000	122. Johannesburg Parent & Child Counselling Centres	1,000,000
31. Catholic Women's League Adoption Society: Johannesburg	100,000	123. Johannesburg Society for the Blind	500,000
32. Catholic Women's League: Pretoria	469,568	124. Johannesburg SPCA	1,000,000
33. Centre for Alcohol & Drug Studies: Johannesburg	150,000	125. Joy Day Care: Meadowlands	84,497
34. Centre for People with Disabilities: Boksburg	250,000	126. Kagiso Child & Family Welfare Society	160,000
35. Centurion Care Services: Lyttelton	391,000	127. Katlehong Early Learning Resource Unit	440,000
36. Chance Home: Springs	750,000	128. Khauhelo Centre: Mphaleng	10,000
37. Child & Family Society of Greater Boksburg	65,423	129. Kids Haven: Johannesburg	1,500,000
38. Child & Family Welfare Society of the Greater Boksburg	450,000	130. Kowa Pienaar Home for Disabled: Germiston	964,500
39. Childlink Alberton	310,131	131. Krugersdorp Council for the Care of the Aged	350,000
40. Children on the Move: Pretoria	210,000	132. Kwa Thema Society for the Aged	500,000
41. Christelike Maatskaplike Raad: Germiston & Edenvale	158,000	133. Lat Wiel Self Help Centre for Quadriplegics: Pretoria	100,000
42. Christian Social Council North	231,600	134. Leamogetswe Safety Home: Saulsville	200,000
43. Christian Social Council North: Pretoria	105,000	135. Lesbian & Gay Equity Project: Johannesburg	200,000
44. Christian Social Council of Wonderboom: Pretoria	163,000	136. Lifeline Pretoria	200,000
45. Christian Social Council: Daspoort	36,200	137. Lifeline East Rand: Benoni	400,000
46. Christian Social Council: Greater Alberton	230,000	138. Lifeline Johannesburg	744,343
47. Christian Social Council: Moot	52,400	139. Lifeline Vaal Triangle Vereeniging	500,000
48. Christian Social Council: Pretoria	130,960	140. Lifeline West Rand: Krugersdorp	325,500
49. Christian Social Council: Pretoria North	65,000	141. Little Eden Society: Edenvale	750,000
50. Christian Social Council: Pretoria North	41,400	142. Little Pina Educare Centre: Orlando East	73,836
51. Christian Social Council: Pretoria North	283,992	143. Living Link: Johannesburg	110,000
52. Christian Social Council: Pretoria West	120,000	144. Malibongwe Women & Development	1,749,860
53. Christian Social Council: Soshanguve	270,000	145. Mamelodi Society for the Care of the Aged	1,045,950
54. Christian Social Services Council: Boksburg	118,105	146. Marang House: Johannesburg	300,000
55. Christian Social Services: Kempton Park	110,000	147. Mararit Senior Citizen Social Club: Benoni	50,000
56. Christian Social Services: Nigel	70,000	148. Mary Immaculate Queen Pre-School Centre: Eldorado Park	60,000
57. Christian Social Services: Springs	202,224	149. Mary Jane Pre-School: Duduza	92,000
58. Cluny Farm Centre: Bryanston	925,330	150. Mercy House: Pretoria	365,000
59. CMR Johannesburg	460,200	151. Meyerton Child & Family Welfare Society	225,740
60. CMR Valhalla Pretoria	200,000	152. Midrand SPCA	309,083
61. Connie Mulder Centre: Randfontein	1,000,000	153. Millennium Aids Awareness Project Vereeniging	100,000
62. Cresset House: Halfway House	1,458,200	154. Monument Service Centre: Pretoria	262,873
63. Deansgate: Johannesburg	500,000	155. Moreglans Old Age Home: SAVF Krugersdorp	570,000
64. Deutches Altersheim: Pretoria	177,137	156. Mofhala Haven Old Age Home: Pretoria	286,000
65. Die Witwatersrand Tuiste	1,500,000	157. Mphatlalatsane The Bright Morning Star Soweto	92,394
66. Disabled People of Kwa-Thema	100,000	158. National Community Based Paralegal	1,000,000
67. Dystonia Association: South Africa	179,420	159. National Youth Development Outreach: Eersterust	1,350,189
68. East Rand Protective Workshop: Kempton Park	260,000	160. Nazareth House: Johannesburg	500,000
69. ECD Projects Association	350,000	161. New Hope School: Pretoria	510,000
70. Edutrak PreSchool Training & Development: Pretoria	499,409	162. NG Ministry of Caring: Johannesburg	458,981
71. Eersterust Care & Training Centre	96,585	163. NICRO: Gauteng	2,000,000
72. Ekklesiapark Tuiste: Randburg	195,912	164. Nigel Child & Family Welfare Society	337,250
73. Eldorado Park Women's Forum	500,000	165. Nigel SPCA	200,000
74. Emily Hobhouse: Pretoria	350,000	166. Nisaa Institute for Women's Development	599,896
75. Empilisweni Day Care: Meadowlands	40,839	167. Nishtar Alcohol & Drug Centre: Lenasia	231,951
76. Employment Solutions: Pretoria	380,000	168. North Gauteng Mental Health Society: Pretoria	2,261,207
77. Epilepsy South Africa: Gauteng: Springs	335,786	169. Nqobile Women's Development Project: Bube	100,000
78. Epworth Village: Germiston	728,258		
79. Fadimeheng Mental Care Centre: Chiawelo	463,800		

# NATIONAL LOTTERY DISTRIBUTION TRUST FUND BENEFICIARIES for the year ended 31 March 2004

170. Ntiro Mamelodi Employment Project for People with Intellectual Disability: Mamelodi	656,920	259. St Francis Care Centre: Boksburg	700,000
171. O'Connor Foundation: Johannesburg	819,500	260. St Giles Association: Johannesburg	428,000
172. Ons Herberg Tehuis vir Bejaardes: Bronkhorstspuit	200,000	261. St Johns Ambulance Foundation Johannesburg	2,511,600
173. Ons Tuis Care Multi-Purpose Frail Centre: Pretoria	275,604	262. St Joseph's Home for Children: Johannesburg	355,625
174. People for Awareness on Disability Issues: Rosettenville	164,000	263. St Nicolas Children's Home	1,000,000
175. Phutaditjaba Old Age & Disabled Care Organisation: Alexandra	300,400	264. Stigting vir Bejaardes Huis Hoefeld	200,000
176. Phyllis Robertson Housing Care & Rehabilitation: Pretoria	300,000	265. Sunshine Centre: Johannesburg	858,246
177. Pioneer House: Johannesburg	500,000	266. Tembisa Child & Family Welfare Organisation	799,215
178. Planned Parenthood Association of South Africa: Johannesburg	1,394,380	267. Thabong Crèche	73,495
179. Praise Centre: Brakpan	100,000	268. Thabong Educare Resource Centre: Daveyton	210,000
180. Pretoria Central Community Centre	241,530	269. Thandanani Centre Brothers of Charity Services: Florida	500,000
181. Pretoria Child & Family Welfare	1,136,000	270. Thembisa Self Help	701,170
182. Pretoria Child & Family Welfare (JS Mminele Child & Youth Care: Ebenezer Community Aids Project: Zimisele Economic Social Project: Kagisano Crèche)	1,326,493	271. Thold Ulwazi Home Based Care & Training: Soshanguwe	100,000
183. Pretoria Council for the Care of the Aged	218,890	272. Thulani Day Care Centre	24,850
184. Pretoria School for Cerebral Palsy & Learning Disabled	142,156	273. Thusanang Child & Family Welfare: Sebokeng	1,375,000
185. Pretoria Sungardens Hospice (Leratong): Atteridgeville Project	2,000,000	274. Tiqwa School Pretoria	157,240
186. Pretoria Sungardens Hospice: Pretoria	2,300,730	275. Tirisano Networks	503,500
187. Pretoria Workshop: Pretoria	474,000	276. Township Aids Project (TAP)	100,000
188. Princess Christian Home Pretoria	379,371	277. Tsakane Society for the Care of the Aged	556,523
189. Priority for South Africa of the Order of St John	294,400	278. Tshwane Deaf Association: Pretoria	500,000
190. Progress Pre-School: Meadowlands	78,285	279. Tuiste vir Bejaardes: Nigel	74,000
191. Quadriplegic Association Gauteng South: Johannesburg	326,274	280. Tumelong Mission	4,401,367
192. Quadriplegic Association Gauteng South Johannesburg	172,000	281. Ulandi Kindergarden: Soweto	25,000
193. Queen Alexandra Retirement Village Johannesburg	200,000	282. Usizo Uluntwini: Newclare	327,465
194. Rainbow Kids Day Care Pre-school: Lotus Gardens	37,000	283. Van Rensburg Multi-Purpose Frail Centre: Pretoria	437,435
195. RAND Aid Association	266,700	284. Vanderbijlpark Child & Family Welfare Society	346,033
196. RAND Aid Association: Edenvale	3,050,000	285. Vanderbijlpark SPCA	150,000
197. Restorative Justice Centre	467,832	286. Vereeniging Child & Family Welfare Society	250,000
198. Rhema Services Foundation: Johannesburg	1,000,000	287. Vereeniging Old Age Housing Utility Company	70,681
199. Ring Ting Nursery School	484,300	288. Vergenoeg vir Seniors: Pretoria	80,000
200. Roger Stephens Protective Workshop: Pretoria	71,560	289. Vita Nova: Springs	780,000
201. Roodepoort SPCA	790,000	290. Vosloorus Society for the Aged	750,000
202. Rophe Counselling Services: Johannesburg	50,000	291. West Rand Association for Physically Disabled	600,000
203. Rotara School: Carletonville	248,766	292. Witwatersrand Mental Health Society: Johannesburg	671,530
204. Ruimte Community Centre SAVF Ruimte North Pretoria	282,000	293. Wolmer Community Project (Amadea Safe): Winterveldt	170,000
205. Rus 'n Bietjie: Springs	749,296	294. Wolmer Community Project (Winterveldt Community)	161,000
206. Rusoord Centurion: Pretoria	150,000	295. Women & Men Against Child Abuse: Randburg	300,000
207. SA Congress Boitemelo	6,024,753	296. Women's Civic Benevolent Soc Inc Gerald Fitzpatrick House	1,118,056
208. SA National Council for the Blind: Pretoria	373,950	297. Woodside Sanctuary: Johannesburg	231,534
209. SAIDA Johannesburg	200,000	298. Wozobona Early Childhood	1,032,053
210. San Michelle Home: Brakpan	500,000	299. Zakheni Early Learning Centre: Meadowlands	177,500
211. San Salvador Home: Johannesburg	278,207		<b>160,506,363</b>
212. SANCA Central Rand Alcohol & Drug Centre: Johannesburg	600,000	<b>KwaZulu Natal</b>	
213. SANCA Eastern Gauteng: Boksburg	687,112	1. Advice Desk for the Abused	818,400
214. SANCA Horizon Alcohol & Drug Centre: Boksburg	500,000	2. Age in Action	2,333,995
215. SANCA Johannesburg	1,350,000	3. Age in Action Durban	605,500
216. SANCA West Rand Alcohol & Drug Centre Roodepoort	700,000	4. Alzheimer's & Related Dementias Association	50,000
217. SANTA Johannesburg	234,000	5. Amanzintoti Child & Family Welfare Society	23,500
218. SAVF Arcadia: Pretoria	313,000	6. Amanzintoti SPCA	250,000
219. SAVF Della Villa: Germiston	376,680	7. Aryan Benevolent Home Chatsworth	1,200,000
220. SAVF Deurgangshuis: Carletonville	378,400	8. Association for Persons with Physical Disabilities: KwaZulu Natal	300,000
221. SAVF Die Anker Tehuis: Germiston	296,000	9. Association for the Physically Challenged: Newcastle	140,496
222. SAVF Donato: Pretoria	389,878	10. Association for the Physically Challenged: Durban	30,000
223. SAVF Groter Germiston Bejaardesorg Maatskaplike Dienste	145,124	11. Association for the Physically Challenged: Durban & South Coast	180,000
224. SAVF Huis Dien Bothma: Boksburg	650,000	12. Association for the Physically Challenged: KZN	197,155
225. SAVF Kinross Herberg	357,878	13. Association for the Physically Challenged: PMBG	204,852
226. SAVF Nigel Branch	67,000	14. Association for the Physically Challenged: South Natal Branch	60,000
227. SAVF Nursery School	80,000	15. Association for the Physically Challenged: Vryheid	106,000
228. SAVF Queenswood Dagsorg Kleuterskool	104,084	16. Association with Physical Disabilities: Chatsworth	450,000
229. SAVF Ring Ting Nursery School & Baby Care	311,200	17. Careline Crisis & Trauma Centre	322,429
230. SAVF Tambotie Pre-Primary School	250,000	18. Careways Community Centre	26,260
231. SAVF Vereeniging	302,114	19. CBR Education & Training for Empowerment (Magaye VIPA)	499,000
232. Self-Help Skills Training Centre: Pretoria	350,000	20. Chatsworth Regional Hospice Association	100,000
233. Seniorstuis Service centre: Pretoria	306,360	21. Cheshire Home: Merewent	137,000
234. Services for the Blind: Newclare	450,000	22. Cheshire Homes: Durban	257,543
235. Shalom Respite Care Centre: Magaliesburg	150,000	23. Cheshire Homes: Sparks Estate	400,000
236. Sharpville Care of the Aged	543,600	24. Child & Family Welfare Society of Pietermaritzburg	500,000
237. Siyafunda Pre-School & Day Care Meadowlands	90,638	25. Child & Family Welfare Society of Pietermaritzburg	668,760
238. Society for Children & Adults with Autism: Johannesburg	310,000	26. Childline Family Centre KwaZulu Natal (Childline SA)	1,265,120
239. Society of St Vincent de Paul: Roodepoort	50,000	27. Children's Assessment & Therapy Centre Trust	492,280
240. Society of St Vincent de Paul: Johannesburg	1,097,000	28. Christelike Maatskaplike Raad: Pietermaritzburg	135,600
241. Sonitus School: Pretoria	750,000	29. Christelike Maatskaplike Raad: Vryheid	425,000
242. SOS Children's Villages of South Africa: Randburg	1,000,000	30. Community Law & Rural Development Centre	568,339
243. South African Council for English Education	55,000	31. Disabled People KwaZulu Natal	788,365
244. South African Depression & Anxiety Group: Johannesburg	360,000	32. Down Syndrome Association: KZN	56,620
245. South African National Tuberculosis Association: Edenvale	3,027,098	33. Dundee & District SPCA	70,000
246. Soweto Cheshire Home	914,550	34. Durban & Coastal Mental Health	1,125,553
247. Soweto Home for the Aged	2,333,364	35. Durban & Coastal SPCA	1,510,000
248. Soweto Workshop for the Blind	344,000	36. Durban Association for the Aged	809,900
249. Sparrow Ministries: Florida	1,500,000	37. Durban Children's Society	880,000
250. SPCA: Tshwane	416,000	38. Ekubusisweni Child Family Welfare Society	265,000
251. SPCA: Vereeniging & District	42,530	39. Empangeni Child & Family Welfare Society	260,000
252. SPCA: Carltonville	60,000	40. English Language Education Trust	205,800
253. SPCA: Sandton & Eastern Metropolitan	315,000	41. Epilepsy SA: Durban & Coastal Branch	400,000
254. Springs & Kwa-Thema Child Welfare Society	650,000	42. Epilepsy SA: Pietermaritzburg	644,968
255. Springs Retirement & Frail Care Centre	250,670	43. Estcourt SPCA	160,000
256. St Anne's Home: Edenvale	100,000	44. Ethelbert Children's Home	919,466
257. St Anthony's Care Centre	158,764	45. FAMSA Durban	393,000
258. St Anthony's Care Centre: Reiger Park	300,000	46. FAMSA Pietermaritzburg	177,950
		47. FAMSA Pietermaritzburg (Justice & Women Project)	151,465
		48. Feedback Food Redistribution	548,000
		49. Greytown & District Child & Family Welfare Society	66,595

# NATIONAL LOTTERY DISTRIBUTION TRUST FUND BENEFICIARIES for the year ended 31 March 2004

50. Greytown Children's Home	1,825,065	142. Valley Trust	515,085
51. Greytown SPCA	150,000	143. Verulam Child & Family Welfare Society	397,350
52. Headway Natal (Zimele Molweni)	511,169	144. Verulam Day & Frail Care Centre for the Aged	285,420
53. Highway Aged	100,000	145. Victoria Memorial Home	190,000
54. Highway Hospice	500,000	146. Vryheid Child & Family Welfare Society	336,600
55. Howick Hospice	500,000	147. Vryheid Hospice Care Group	36,000
56. Howick SPCA	221,200	148. Zakhele Training Trust	200,000
57. Ikhulubone Trust	267,300	149. Ziphakamise	789,005
58. Ilala Senior Citizens Care Centre	435,000	150. Zululand SPCA	150,000
59. Kloof & Highway SPCA	200,000		<b>63,431,845</b>
60. Kokstad Child & Family Welfare Society	541,358		
61. KwaMakhutha Community Resource Centre	75,000	<b>Limpopo</b>	
62. KwaMashu Community Resource Centre	320,004	1. Abraham Kriel Children's Home	500,000
63. KwaMashu Family & Child Welfare Society	250,000	2. Age in Action: Limpopo	10,455,476
64. KwaZulu Natal Christian Social Services	704,000	3. Association of Persons with Disability	394,750
65. KwaZulu Natal Christian Social Services: Empangeni	191,292	4. Association of the Physically Disabled: Centenary Home	508,715
66. KwaZulu Natal Deaf Association	294,130	5. Blood River Advice Office	100,350
67. KZN Cerebral Palsy Association	145,443	6. Cancer Association of South Africa	788,000
68. La Gratitude Old Age Home	400,000	7. Choice Comprehensive Health Care Trust	296,300
69. Ladysmith District Child & Family Welfare Society	115,611	8. Christian Social Council	16,000
70. Lamontville Centre	135,708	9. Christian Social Council: Louis Trichardt	51,300
71. Lamontville HIV/Aids Support Centre	246,434	10. Community Responsiveness Programmes	200,000
72. Lifeline: Durban	150,000	11. Disabled People South Africa	650,810
73. Lifeline: Zululand	180,000	12. Dzingahe Community Crèche	90,633
74. Light House Hospice Association: Umkomaas	500,000	13. FAMSA Limpopo	936,126
75. Lower South Coast SPCA	219,000	14. Frangepani School	142,010
76. Malvern Children's Home	407,604	15. Golang/Kulani Early Learning Centre	350,000
77. Margate Child & Family Care Centre	150,000	16. Hitekani Early Learning Centre	250,000
78. Matatiele Child & Family Welfare Society	243,337	17. Huis Talje Stimulation Centre	200,000
79. Mater Dei Home	337,200	18. Itsosheng Community Development Project	200,000
80. Meyrick Bennett Child Guidance Centre	208,510	19. Kgwana Community Centre: Sekhukhune	992,000
81. Mooi River & District SPCA	45,000	20. Lephallale SPCA Onverwacht	82,500
82. Mooi River Association for the Physically Challenged	50,000	21. Letaba After Care Letaba	1,297,495
83. Morester Kinderhuis: Ladysmith	1,147,914	22. Lotavha Advice Organisation	88,300
84. Mount Currie Cottages Trust	300,000	23. Louis Trichardt Monument Home	202,152
85. Mpolweni Child & Family Welfare Society	199,017	24. Louis Trichardt SPCA	100,000
86. Muthande Society for the Aged	50,000	25. Magnus SAVF Kleuterskool	500,000
87. Mzamo Child Guidance Clinic	431,346	26. Mahlari Early Learning Centre	476,300
88. Mzamo Child Guidance Clinic	148,037	27. Matlala Advice Centre	100,000
89. Natal ABE Support Agency	233,000	28. NICRO Limpopo	672,100
90. Natal Blind & Deaf Society: Pietermaritzburg Rehabilitation Centre	214,500	29. Ntwanano Edu-Care	334,716
91. Natal Blind & Deaf: Durban	633,000	30. Our Lady of Africa Muraga Crèche Thohoyandou	20,000
92. Natal Children's Home	600,000	31. People Awareness on Disability Issues	115,000
93. Natal Society for the Blind	500,000	32. Percy Fyfe SPCA	300,000
94. Natalse Christelike Vrouevereeniging: Glencoe	12,000	33. Pfluxanane Child Development Centre	112,500
95. Natalse Christelike Vrouevereeniging: Pietermaritzburg	731,291	34. Piet Potgieter Multi-Purpose Frail Centre	229,449
96. NCVV SAVF Home: Pietermaritzburg	500,000	35. Pietersburg Child & Family Care Society	331,000
97. New Beginnings ECD Project	273,300	36. Pietersburg Old Age Foundation	375,000
98. NICRO KwaZulu Natal	1,969,528	37. Refentse Day Care Centre: Lenyenye	296,351
99. North Coast Centre for Alcoholics (NOCCA)	250,000	38. Rivoni Society for the Blind: Elim	874,800
100. Ntokozweni Village for the Vulnerable	293,000	39. Rural Education Access Programme	45,000
101. Open Door Crisis Care	552,000	40. SAVF Alldays	250,000
102. Operation Upgrade of South Africa	492,911	41. SAVF Ellisras	169,720
103. Peace Haven Community Services: Durban & Verulam	388,100	42. SAVF Maroela	96,650
104. Pevensy Place Underberg	200,000	43. SAVF Maroela Oord Behusing	251,920
105. Phoenix Community Centre	60,000	44. SAVF Martha Hofmeyer Home for the Care of the Frail People	500,000
106. Pietermaritzburg & District Cerebral Palsy Association	261,400	45. SAVF Rus' n' Bietjie Old Age Home	362,330
107. Pietermaritzburg & District Council for the Care of the Aged	1,120,000	46. SAVF Tzaneen	598,590
108. Pietermaritzburg Association for the Aged	235,000	47. SAVF Tzaneen	145,000
109. Pietermaritzburg Children's Home	180,000	48. SAVF Tzaneen Gesinsorg	205,188
110. Pietermaritzburg Mental Health Society	600,000	49. SPCA Phalaborwa	90,000
111. Pinetown Highway Child & Family Welfare Society	1,000,000	50. Suid Afrikaanse Vroue Federasie	350,000
112. Pregnancy Resource Centre	150,000	51. Takalani Children's Home: Sildam Village	142,019
113. Quadriplegic Association of KwaZulu Natal	111,032	52. Thohoyandou Victim Empowerment Trust	200,000
114. Queensburgh Cheshire Home	200,000	53. Tivoneleni Vavasati Aids Awareness Project	150,000
115. Richards Bay Family Care	500,000	54. Training Institute for Primary Health Care & Aids Task Force	250,000
116. Richards Bay Family Care	199,795	55. Tshamavhudzi Learning Centre	91,412
117. RP Moodley School	507,000	56. VL Crèche (ABC)	100,000
118. S Dass School for Disabled	510,615		<b>27,627,962</b>
119. Safecare Community Care Centre: Doonside	203,050		
120. SANCA Durban	120,000	<b>Mpumalanga</b>	
121. SANCA Durban (Alcohol & Drug Centre)	750,000	1. Agape Early Learning Centre	156,000
122. SANCA Newcastle	77,400	2. Age in Action: Mpumalanga	533,000
123. SANCA Pietermaritzburg	200,000	3. Amazing Grace Children's Home	100,000
124. SANCA Zululand	288,000	4. Boikhutsong Old Age Home	150,000
125. Shepherds Keep Durban	1,180,840	5. Catholic Women's League: Pretoria	250,000
126. Sibisisiwe Clermont Child & Family Welfare Society	200,000	6. Christelike Maatskaplike Raad: Volksrust	48,856
127. St Monica's Children's Home	55,000	7. Christian Social Council: Ermelo	111,000
128. St Philomena's for Saints Youth Centre	463,000	8. Christian Social Council: Hendrina	80,000
129. St Philomena's Home	1,176,275	9. Christian Social Council: Lydenburg	231,341
130. St Theresa's Children's Home	85,000	10. Christian Social Council: Witbank	125,039
131. St Thomas Home for Children	250,000	11. Epilepsy SA	813,742
132. St Vincent Children's Home	336,120	12. Ezamokuhle Adult Education Centre	266,100
133. Street Wise South Africa	500,000	13. FAMSA Highveldridge	229,910
134. Tabitha Ministries	223,500	14. Highveld Association for Persons with Disabilities	862,088
135. Tembaletu Trust	2,221,300	15. Kleutervriend Kleuterskool	654,330
136. The Association for the Aged (TAFTA) Ilungelo Labadala	1,340,026	16. Lifeline Nelspruit	461,630
137. Thembaletu Welfare	1,227,496	17. Lydenburg Rusoord Old Age Home	850,000
138. Tongaat Child & Family Welfare Society	196,000	18. Lydenburg Service Centre	85,892
139. Turn Table Trust: Pietermaritzburg	200,000	19. Masakane Trust	200,000
140. Umzinto District Child & Family Welfare Society	370,000	20. Masisukumeni Women's Crisis Centre	561,110
141. Umzumbe District Child & Family Welfare Society	316,316	21. Middelburg Child & Family Welfare Society	130,000
		22. Middelburg SPCA	74,450

# NATIONAL LOTTERY DISTRIBUTION TRUST FUND BENEFICIARIES for the year ended 31 March 2004

23. Moses Sihalangu Health care Centre	154,000	21. Hospice Rustenburg	377,000
24. Mpumalanga Council for persons with Disabilities	821,000	22. Keletsong Community Training & Resource Centre	50,000
25. Mpumalanga Mental Health	300,000	23. Klerksdorp SPCA	70,000
26. Nelspruit Child Welfare Society	205,000	24. Lifeline Mafikeng	140,000
27. Nelspruit SPCA	102,800	25. Lifeline Rustenburg	100,000
28. Ntataise Lowveld Trust: Nelspruit	467,488	26. Maboloka HIV/AIDS Awareness Organisation	1,034,705
29. Ons Eie Old Age Home	300,000	27. Mercy Aids Project	200,000
30. Peace Haven	180,000	28. Mercy Clinic	1,200,000
31. Phaphamani Home Based Care	388,000	29. Mercy Clinic (Mmashiko Community Centre)	985,360
32. SAVF Carolina Ons Eie Ouetehuis	672,500	30. National Welfare & Social Service Dev Forum A Re Tshwaraganeng Skills Club	120,000
33. SAVF Hoefeldrif Secunda	150,000	31. National Welfare & Social Service Dev Forum Ipelegeng Day Care Centre	415,000
34. SAVF Nelspruit	173,000	32. National Welfare & Social Service Dev Forum Itumeleng Ororising	748,250
35. SAVF Old Age Home: Hendrina	600,000	33. National Welfare & Social Service Dev Forum Lebogang Day Care Centre	415,000
36. SAVF Old Age Home: Middelburg	500,000	34. National Welfare & Social Service Dev Forum Reitshupile Crèche	30,000
37. SAVF Rustig Old Age Home	33,240	35. National Welfare & Social Service Dev Forum Zenzele Bricks	208,000
38. SAVF Siembamba Dagsorg Bethal	21,302	36. National Welfare & Social Service Development Forum Sekampananeng Furniture	200,000
39. SAVF Silwerjare Bethal	400,000	37. North West Mental Health: Tswaraganang Day Care Centre	300,000
40. SAVF Standerton	191,405	38. Ons Tuis Care Purpose Frail Centre: Pfanani Project Hammanskraal	306,910
41. SAVF Standerton [Family Crisis Centre]	659,331	39. Orkney Child Welfare	500,000
42. SAVF Volksrust	142,063	40. Potchefstroom Child & Family Welfare	200,000
43. SAVF Volksrust	715,886	41. Potchefstroom Service Centre for the Aged	236,002
44. Silverdays Ons Tuiste - Old Age Home	800,000	42. Potchefstroom Service Centre for the Aged: Happy Hearts Service Centre for the Aged	148,850
45. Siyathuthuka School	592,200	43. Rustenburg Child & Family Welfare Society	100,000
46. South African National Council for Child & Family Welfare: Moholohola	425,540	44. Saamspan Service Centre	125,943
47. St Joseph's Home	1,000,000	45. Sanpark Centre	667,810
48. Standertonse Vereeniging vir Bejaardes	191,572	46. SAVF Child & Family Care: Potchefstroom	132,465
49. Sunfield Home Fortuna	2,061,645	47. SAVF Coligny	80,000
50. Topsy Shelter	284,800	48. SAVF Family Care: Klerksdorp	331,227
51. Wenakker	120,000	49. SAVF Frail Aged: Lichtenburg	128,000
52. White River Child Welfare Society	250,000	50. SAVF Huis Anna Viljoen	131,265
53. Witbank Society for the Aged	2,643,000	51. SAVF Huis Lou van Wyk	200,000
54. Witbank SPCA	360,000	52. SAVF Lichtenburg	132,000
55. Zihlomiseni Community Development Centre	200,000	53. SAVF Lichthuis Behuising	30,000
	<b>23,080,260</b>	54. SAVF Ons Hulde	943,000
<b>Northern Cape</b>		55. SAVF Rethabile Klerksdorp Children's Home	494,820
1. ACVV Danielskuil: Integrated Programmes	297,225	56. SAVF Rustenburg	83,633
2. ACVV Kenhardt	220,177	57. SAVF Sannieshof Delareyville	52,437
3. ACVV Kimberley	315,000	58. SAVF Siembamba Pre-Primary Baby Care	488,134
4. ACVV Postmasburg	283,165	59. SAVF Ventersdorp Ouetehuis	530,000
5. ACVV Prieska	517,746	60. SPCA Mafikeng	45,000
6. ACVV Richmond	100,000	61. SPCA Potchefstroom	350,000
7. ACVV Springbok	247,000	62. St John the Baptist Catholic Clinic	129,127
8. ACVV Upington	556,000	63. Stilfontein Child & Family Welfare Society	260,000
9. Age in Action	4,483,451	64. Suid Afrikaanse Vroue Federasie Zeerust	100,000
10. Age in Action	74,000	65. The Rural Action Committee (TRAC)	300,000
11. Association for Community & Rural Advancement	791,000	66. Thusanang Disabled Centre	601,000
12. Association for Persons Physical Disabilities	1,050,200	67. Thuso Social Service Foundation	380,000
13. Cancer Association of South Africa	301,883	68. Touch (Neo Birth)	96,000
14. Carlientjie Pre-Primary School	50,000	69. Triest Training Centre	300,000
15. Custodo Trust	315,796	70. Triest Training Centre	71,799
16. Diakonale Dienste	639,636	71. Wolmer Community Project: Winterveldt Community Project	304,359
17. Diakonale Dienste: Springbok	150,000		<b>26,237,846</b>
18. Disabled People South Africa: Northern Cape	1,238,220	<b>Western Cape</b>	
19. FAMSAs Upington	1,000,000	1. Aanhouwen Work & Care Centre for Mentally Handicapped Adults	798,000
20. Hantam Community Education	150,000	2. Abigail Women's Movement	50,000
21. Kimberley Adult Centre	123,290	3. ACVV Algoapark Govan Mbeki Intergrated Programme	1,131,535
22. Kimberley Child Care	1,989,010	4. ACVV Bothasig Crèche Dienstak	83,878
23. Moeder Theresa Hospice	329,312	5. ACVV Calitzdorp	206,800
24. Namaqualand Assoc for Pre-School Education: Springbok	1,326,234	6. ACVV Clanwilliam	254,425
25. NG Kerk Kinderhuis	1,141,195	7. ACW De Grendle	350,000
26. NG Welsyn	965,700	8. ACVV Dienstak Bambi Versorgingsoord	250,000
27. Northern Cape Educare Trust	448,016	9. ACVV Dysselsdorp	170,000
28. Order of St John: Kimberley Centre	289,762	10. ACVV George	490,149
29. Sally Aucamp Home for the Physically Disabled	213,100	11. ACVV Huis Malan Jacobs	500,000
30. Sorgvliet ACVV Tehuis vir Bejaardes	262,010	12. ACVV Huis Ysterplaat	400,000
31. South African Red Cross Air Mercy Service	850,000	13. AACVV Intergrated Programme ACVV Caledon	400,000
32. Steinkopf Diakonale Dienste Bulletrap Dienssentrum	548,407	14. ACVV Montagu	303,970
33. Thabiso	399,715	15. ACVV Moorreesburg	345,000
34. Yonder Northern Cape Mental Health Society, Kimberley	800,000	16. ACVV Moreson Children's Home: George	619,100
	<b>22,466,250</b>	17. ACW Northern Paarl	26,750
<b>North West</b>		18. ACW Oudsthoorn	1,754,458
1. Abraham Kriel Children's Home	1,000,000	19. ACVV Paarl	100,000
2. ACVV Reivilo	305,600	20. ACVV Paarl Valley	268,815
3. Age-in-Action: North West	600,000	21. ACVV Piketberg	163,940
4. Alabama Child & Family Welfare Society	59,950	22. ACW Riversdale	59,359
5. Balesang Day Care Centre Mabopane	200,000	23. ACW Robertson Intergrated Programme	455,384
6. Bertoni Mercy Clinic	1,700,000	24. ACVV Somerset West	1,140,000
7. Brits Hospice	50,000	25. ACVV Stellenbosch	100,000
8. Christelike Maatskaplike Raad: Brits	250,000	26. ACVV Swellendam	350,000
9. Christelike Maatskaplike Raad: Rustenburg	197,844	27. ACVV Worcester	295,000
10. Disabled People North West	1,000,000	28. Age-in-Action: St Monica Centre	327,720
11. Epilepsy South Africa: Free State & North West	504,000	29. Age-in-Action: Western Cape	186,300
12. Epilepsy South Africa: Free State & North West	165,100	30. Andries Olivier: Durbanville Quadriplegic Centre	214,537
13. Evanna SAVF Home for Senile, Frail & Disabled People	200,000		
14. FAMSAs Potchefstroom	814,145		
15. Hartbeeshof Retirement Village	40,000		
16. Hartbeeshof Service Centre	400,000		
17. Holy Cross Home	580,722		
18. Hospice North West	300,000		
19. Hospice North West	1,000,000		
20. Hospice Potchefstroom	1,297,389		

# NATIONAL LOTTERY DISTRIBUTION TRUST FUND BENEFICIARIES for the year ended 31 March 2004

31. Animal Anti Cruelty League: Bredasdorp	200,000	123. Knysna Child & Family Welfare Society	1,887,475
32. Association for the Physically Disabled	388,500	124. Knysna Hospice	299,045
33. Autism Western Cape	150,000	125. Koinonia Welfare Development Programme	150,000
34. Bibliodef SA	400,000	126. Kranshoek Child & Family Welfare Society	375,800
35. Breede River Community Learning Centre	150,000	127. Ladismith Kinder Gesinsorgvereniging	92,300
36. Breede River Hospice	243,900	128. Langa Cheshire Home	260,200
37. Build a Better Society (BABS)	200,000	129. League of Friends of the Blind	300,000
38. Build Adult Learning	50,000	130. Leliebloem House Children's Home	390,000
39. Camphill Farm Community	1,157,228	131. Lifeline / Childline Western Cape	500,000
40. Camphill School Hermanus	200,000	132. Lighuis Kleuterskool	70,000
41. Camphill Village Alpha West Coast	1,920,399	133. Lingelihle Old Age Home Ashton	150,000
42. Cancer Association of SA	3,934,009	134. Marsh Memorial Homes	161,708
43. Cape Educational Trust	623,100	135. Masigcine Ikhaya Labantwana	200,000
44. Cape Flats Development Association	1,000,000	136. Masiphakame Educare	20,000
45. Cape Mental Health Society	500,000	137. Mattie Community Services	500,000
46. Cape Peninsula Meals on Wheels	268,800	138. McGregor SPCA	271,000
47. Cape Town Association for the Disabled	36,000	139. Merryvale School	532,500
48. Cape Town City Mission GH Stark Centre	3,621,900	140. Montagu SPCA	207,261
49. Cape Town City Mission Good Hope Play Centre	546,824	141. Mosaic Training Service & Healing Centre for Women	1,057,499
50. Cape Town City Mission Langa Shelter	1,062,410	142. Muscular Dystrophy Foundation Cape Branch	1,000,000
51. Cape Town City Mission Likhanyo	1,888,666	143. National War Memorial Health Foundation	500,000
52. Cape Town City Mission New Comers School	453,432	144. Nazareth House	750,000
53. Cape Town City Mission Percy Bartley House	289,462	145. Neighbourhood Old Age Homes (NOAH)	378,145
54. Cape Town City Mission Rehoboth Day Care Centre	1,064,369	146. NICRO Western Cape	1,850,000
55. Cape Town City Mission Safeline	364,480	147. Nolukhanyo Educare Centre: Langa	160,000
56. Cape Town City Mission Village Drop In	1,095,809	148. Nolukhanyo Educare Centre: Langa	50,000
57. Cape Town Drug Counselling Centre	557,541	149. Nonkqubela Educare Centre: Khayelitsha	50,000
58. Cape Town Mission Ethel's Place	681,204	150. Oasis Association for Intellectual Disability	686,345
59. Cape Town Mission GC Williams Child Care	661,617	151. Ocean View School for Learners with Special Educational Needs	279,134
60. Cape Town Society for the Blind	5,000,000	152. Ocean View Work	203,550
61. Cape Women's Forum	300,000	153. Ons Plek Project	300,000
62. Catholic Hostel for the Deaf	277,901	154. Oudtshoorn Child & Family Welfare Society	200,000
63. Catholic Welfare & Development	400,000	155. Oudtshoorn Service Centre for the Aged	400,000
64. Christian Medical Relief Services	508,000	156. Oudtshoorn SPCA	50,000
65. Citizens Advice Bureau Cape Town	180,000	157. Oudtshoorn Vereeniging vir Ligaamlik Gestremdes	398,000
66. Community Based Child & Youth Protection Programme	235,600	158. OWL Haven Shelter	184,199
67. Coronation Memorial Home for the Aged	230,000	159. Paarl & District Child & Family Welfare Society	100,000
68. Creating Effective Families	154,377	160. Paarl Hospice	300,000
69. Darling Focus	50,000	161. Paarl Stimulation Centre	450,000
70. Deafblind SA: Association for the Sensory Disabled	318,000	162. Paarl Welfare Organisation for the Aged	400,000
71. Diaconal Services	100,000	163. PAPCAP Trust	1,500,000
72. Diaconal Services	100,000	164. Partners for Children Educational Trust Big Brother Big Sister	390,000
73. Diaconal Services	50,000	165. Percy Bilton Service Centre	61,807
74. Diaconal Services: Riviersonderend	55,000	166. Peter Pan Down Syndrome Centre	500,000
75. Diatesda Community Development	200,000	167. Plettenberg Bay Child & Family Welfare Society	762,540
76. Die Gastehuis Trust vir Seniors	50,000	168. Port Elizabeth Children & Family Centre	1,000,000
77. Disabled Children	1,200,000	169. Prison Care & Support Network	300,000
78. Domestic Animal Rescue Organisation	500,000	170. Prosperity Youth Centre	278,500
79. Early Learning Centre	150,000	171. PUPP Cape Town	500,000
80. Edelweiss Primary	246,976	172. Quadriplegic Association of Western Cape	87,480
81. Educo Trust	600,000	173. Quasar	100,000
82. Elsies River Social Welfare Association	150,000	174. Rachel Swart Fund	400,000
83. Emmaus Protected Workshop for the Disabled	344,249	175. Rape Crisis Cape Town Trust	2,000,000
84. Epilepsy South Africa	775,248	176. Ravensmead Welfare Society	150,000
85. Eric Miles Cheshire Home	528,520	177. Reach for a Dream Foundation	162,010
86. FAMSA Karoo	300,000	178. Resource Action Group	40,500
87. FAMSA Knysna	289,330	179. Resources Aimed at the Prevention of Child Abuse (RAPCAN)	500,000
88. FAMSA Kynsna	400,000	180. Robertson House Fund	402,500
89. FAMSA Outeniqua	300,000	181. Robertson SPCA	500,000
90. FAMSA Western Cape	595,134	182. Rosedon House	490,000
91. Fish Hoek - Kommetjie Noordhoek Welfare Association	120,000	183. Rosemoor Home	300,000
92. Foundation for Community Work	772,831	184. Ruisoord Tehuis vir Oues van Dae	125,674
93. Franschoek Legal Advice Centre	143,030	185. SANCA Western Cape	1,047,832
94. Friends Day Centre Cape Town	500,000	186. Save the Children's Fund	250,000
95. Garden Route SPCA	149,625	187. Share Literacy Project	198,100
96. George Association for the Physically Disabled	1,659,157	188. SHAWCO Cape Town	1,247,477
97. George Child & Family Welfare Society	380,000	189. Sisters Incorporated	110,000
98. Goedgedacht Roman Catholic Trust	656,505	190. SIVE NATHI Licensed Home for Children	785,254
99. Grahamstown Hospice	184,200	191. Skiereilandse Beheerkomitee van ACVV	682,188
100. Grassroots Adult Education & Training Trust	720,769	192. Somerset East Child & Family Welfare Society	146,450
101. Happy Valley Diensentrum Bonnievale	200,000	193. Somerset West Night Shelter	150,000
102. Haven Homes Woodstock	264,310	194. South African Guide-Dogs Association for the Blind	167,957
103. Haven Night Shelter Napier Street	160,000	195. Southern Cape Educational Trust Knysna	730,300
104. Helderberg Child & Family Welfare Society	301,481	196. SPCA Cape of Good Hope	484,499
105. Helderberg Hospice	850,000	197. SPCA Paarl	438,000
106. Hermanus & District Society for the Welfare of the Aged SOFCA	60,000	198. SPCA Worcester	500,000
107. Hermanus Child & Family Welfare Society	101,162	199. St Anne's Homes	300,000
108. Hermanus Rainbow Trust	213,040	200. St John Ambulance Foundation: South Peninsula	111,500
109. Hou Moed Shelter	158,100	201. St Johns Ambulance Helderberg Division	177,000
110. Huis De Kuilen	100,000	202. St Joseph's Adult Education Programme	149,000
111. Imkava la Bantu	1,000,000	203. St Joseph's Home	409,167
112. Institute for the Blind Industries	500,000	204. St Michael's Children's Home	614,800
113. Institute for the Blind Pioneer School	400,000	205. Stellenbosch Child & Family Welfare Society	1,338,612
114. Institute for the Deaf	500,000	206. Stellenbosch Work Centre for Adults with Disabilities	838,000
115. Inter Outreach Ministries	700,000	207. Suid-Afrikaanse Kinderhuis	932,200
116. James House	375,700	208. Sunfield Home	485,000
117. Jerusalem Ministries	362,000	209. Sunrise Special Care Centre	384,069
118. Joseph Matwa Ouetehuis	200,000	210. TB Care Association	326,400
119. Joy For Life	300,000	211. The Big Issue	300,000
120. Khanyisa School for Supportive Education	50,000	212. The Caring Network	94,000
121. Kleinmond Child & Family Care Society	200,000	213. The House Resurrection Haven	1,016,452
122. Knysna Association for the Physically Disabled	100,000	214. The Parent Centre	381,505





# NATIONAL LOTTERY DISTRIBUTION TRUST FUND BENEFICIARIES

for the year ended 31 March 2004

## Gauteng

1. Athletics Gauteng North	525,000
2. Athletics South Africa	1,048,316
3. Athletics Vaal Triangle	201,000
4. Bophelong Ladies Football Club	15,000
5. Boxing South Africa	750,000
6. Central Gauteng Cycling Union	20,000
7. Central Gauteng Netball Association	154,574
8. Central Gauteng Powerboat Association	107,539
9. Chris J Botha Secondary School	562,260
10. Dikgabane Primary School	200,590
11. Disability Sport SA	3,000,000
12. Eastern Cricket Union	43,000
13. Eastern Gauteng Badminton	75,000
14. Eastern Gauteng Gymnastics Association	200,000
15. Eastern Gauteng Netball	202,725
16. Easterust - United Rugby Football Club	447,600
17. Eldoroniens Rugby Football Club	729,000
18. Emfuleni Municipal Council	770,000
19. Falcons Rugby Union	2,168,000
20. Filadelfia Secondary School	134,481
21. Florida Bowling Club	155,442
22. Gauteng Academy of Sport	2,900,000
23. Gauteng Canoe Union	534,600
24. Gauteng Handball Association	169,150
25. Gauteng Jukskei Union	300,000
26. Gauteng Lifesaving Development	82,115
27. Gauteng North Lifesaving	315,130
28. Gauteng North Sport Council	40,000
29. Gauteng North Table Tennis Board	200,000
30. Gauteng Weightlifting	499,460
31. Germiston College	27,550
32. Girl Guides Association of South Africa	336,430
33. Greater Benoni Soccer	97,420
34. Hibiscus Football Club	50,000
35. Ikhwesilethemba Primary School	459,744
36. Impala Gymnastics Club	50,000
37. International Institute for Sport Science & Fitness	523,884
38. Irene Community Tennis Club Development Programme	50,000
39. Judo South Africa	755,000
40. Jusben United F.C.	21,259
41. Kagiso Magic Stars Handball Club	22,200
42. Kempton Park Amateur Boxing Club	120,464
43. Kgotteleng Primary School	705,306
44. Kungwini Local Municipality	1,263,750
45. Langenhoven High School	600,000
46. Leeds United Football Club	50,000
47. Limpopo Volleyball Association	294,620
48. Lombardy East Club	66,080
49. Mamelodi Fencing Club	34,420
50. Masibambane Boxing Club	10,000
51. Moroka Lions Football	20,000
52. National Association for Blind Bowlers	472,500
53. Naughty Boys Football Club	22,581
54. Ndlambe Municipality	575,881
55. New Brighton Surf Lifesaving Club	395,920
56. No Limits Trampoline	452,880
57. Nolitha Primary School	50,000
58. Northerns Cricket Union	271,000
59. Orange Farm Trampoline Coach	288,655
60. Pavilion Sport Centre for Disabled	128,700
61. Penguins Softball Club	57,400
62. Phandimfundo School	130,000
63. Pool South Africa	158,150
64. Pretoria Chinese School	182,000
65. Rolloway Sporting Club	15,000
66. Roller Sport South Africa	631,560
67. Roosevelt Park Bowling Club	100,000
68. Rowing South Africa	1,900,000
69. SA Commonwealth Games Association	3,000,000
70. SA Handball Federation Daveyton Handball Club	459,000
71. SA Orienteering Federation	92,000
72. SAFA Gauteng North	200,000
73. SASAPD - Wheelchair Basketball South Africa	625,500
74. SASSU	1,000,000
75. Sedibeng Municipality	300,800
76. Sharpeville Football Association	62,000
77. Sharpeville Mafube Football Club	93,040
78. Siyonqoba Sports Club	200,000
79. South African Baseball Union	1,759,356
80. South African Gymnastics Federation	1,011,440
81. South African Hockey Association	767,870
82. South African Korfbal Federation	406,010
83. South African Modern Pentathlon Association	762,600
84. South African National Defence Force Athletics	395,000
85. South African Wrestling Federation	1,100,000
86. Soweto District Amateur Boxing Organisation	36,570
87. Soweto Rugby Club	3,500,000
88. Soweto Softball	32,575
89. Sport Council Gauteng North	78,000
90. Springvale Primary School	200,000
91. St Theresa's Convent	198,113

92. The Horse Society	240,000
93. The Movers Football Club	59,300
94. Thokoza Sports Council	150,000
95. Toekomsrus Primary School	758,883
96. Together Action Group (TAG)	170,000
97. Tuksport University of Pretoria	2,308,100
98. Villa Espanol Football	11,742
99. Western Gauteng Judo Association	52,200
100. Zodwa Special School	551,000
<b>48,521,435</b>	

## KwaZulu Natal

1. Adams College	
2. Chatsworth & Districts Football Association	2,104,660
3. Edendale Jacaranda Tennis Club	150,000
4. Golden Gateway School	34,100
5. KwaZulu Natal Cricket Union	108,870
6. KwaZulu Natal Academy	1,294,000
7. KwaZulu Natal Aquatics	1,000,000
<b>5,691,630</b>	

## Limpopo

1. Apollo Chiefs	
2. Bushbuckridge District Football Association	20,000
3. Diamantvels High School	20,000
4. Hibemadla Primary School	514,000
5. Jacob Marwale School	90,000
6. Kgwana Centre Football Association	583,320
7. Lebowakgomo Beasts	530,000
8. Limpopo Academy of Sport	45,950
9. Nkowanokwa City Rumlbers	1,000,000
10. Sebalamakgolo High School	40,000
<b>250,000</b>	

## Mpumalanga

1. Breyten Giant Crushers Handball	
2. Ermelo Shotokan Karate	60,000
3. Everest Young Killers	23,000
4. Hlabelela Combined School	50,000
5. Leeds Football Club	300,000
6. Malekutu Cricket	6,000
7. Moroka Municipality	59,980
8. Mpumalanga Academy	115,450
9. Nkomazi Municipality	1,303,440
10. Nqobangolwazi School	2,000,000
11. Sasol Wrestling Club	73,600
12. Sisonke Team	26,100
13. Siya Thamba Primary School	80,000
14. Sport Care Foundation	50,000
15. Umdeni Football Club	165,000
16. Young Vultures Football Club	118,135
<b>50,000</b>	

## Northern Cape

1. Adamantia High School	
2. Apollo Pirates F.C.	460,000
3. Athletics Griqualand	50,000
4. BC Rangers Football Club	201,000
5. Carolusberg Primary School	50,000
6. Diamond Wheelers Cycle Club	44,142
7. Emthanjeni Primary School	50,000
8. F.C. Crusaders	750,000
9. Ga-Segonyane Municipality	15,000
10. Griqualand West Rugby	4,480,000
11. Griqualand West Rugby	5,171,439
12. Groenpunt Primary School	949,050
13. High School Steynville	810,000
14. Hoerskool Douglas	430,000
15. Ikageng Primary School	682,000
16. Kai Garib Municipality	319,200
17. Kgatelopele Municipality	5,651,950
18. Kgatelopele Municipality	338,580
19. Khara Hais Municipality	338,580
20. Kheis Municipality	1,960,000
21. Kheis Municipality	731,430
22. Kimberley Caddy	731,430
23. Kuruman Ladies Football Club	250,000
24. Lowryville Intermediate School	50,000
25. North West Cape	870,000
26. North Western Cape Senior Netball Union	201,000
27. Pools Soccer Club	800,000
28. Protea Ladies Hockey	78,002
29. Riverstones Football Club	14,990
30. Siya Thamba Municipality	50,000
31. Siyathemba Municipality	847,020
32. Siyathemba Municipality	669,893
33. Solos Swimming Club	1,356,275
34. Thembelihle Municipality	3,800
35. Thistles Club	1,680,000
36. Umso High School	50,000
37. United Rugby Club	910,000
<b>19,010</b>	

## North West

1. Colinda Primary School	
2. D.P. Kgotleng Primary School	580,690
3. Floradene Primary School	213,128
<b>672,000</b>	

# NATIONAL LOTTERY DISTRIBUTION TRUST FUND BENEFICIARIES

for the year ended 31 March 2004

4.	Gelukspan Wheelchair	125,900
5.	Greater Bloemhof Football Association	14,900
6.	Greater Taung Municipality	1,260,000
7.	Kgatsheng Middle School	1,278,000
8.	Klerksdorp Sports Council	820,000
9.	Lichtenburg Sporting Club	1,480,000
10.	Mabopane Athletics	175,000
11.	Makopye More M. School	97,000
12.	Maquassi Hills	2,612,450
13.	Moses Kotane Municipality	3,180,000
14.	Mosikare Secondary School	562,400
15.	North West Academy	3,670,366
16.	North West Cricket Association	200,000
17.	Reinotswe Special School	370,500
18.	Retlametswe Special School	140,000
19.	Rustenburg Local Municipality	3,558,000
20.	Siamisang Primary School	304,000
21.	Tiger Kloof Educational Institution	450,388
22.	Tswaing Municipality	912,266
23.	Tswaing Municipality	2,448,108
24.	Vryburg Sport Unio	220,000
		<b>25,345,096</b>

## Western Cape

1.	Bellville Tech Rugby Football Club	341,294
2.	Boland Jukskei Union	222,550
3.	Boland Sports & Cultural Union	77,880
4.	Boland Sports Association	80,000
5.	Briton Stars Football Club	39,750
6.	Cape District Football Association	1,460,000
7.	Central Karoo District Municipality	900,000
8.	City & Suburban Sports Board of Control	1,697,000
9.	Darling Rugby Club	1,000,000
10.	Diazville Primary School	765,000
11.	Eersterivier Athletics Club	40,000
12.	Federated Board of Homing Unions	400,000
13.	Gamka - Oos Primary School	799,472
14.	Hopefield High School	410,000
15.	Karitas Special School	209,247
16.	Khayelitsha Cricket Club	200,000
17.	Kogelbay Lifesaving Club	921,660
18.	Langebaan Primary School	1,440,000
19.	Lansdowne Eagles Baseball Club	659,665
20.	Liebernberg Primary School	650,000
21.	Macassar Lifesaving Club	560,000
22.	Municipality Bergrivier	1,200,000
23.	Municipality Bergrivier	1,480,000
24.	Municipality Bergrivier	1,700,000
25.	Municipality Bergrivier	1,210,000
26.	Paarl Rangers Rugby Football Club	50,000
27.	Piketberg High School	559,284
28.	Pniel Karate Club	39,200
29.	Protea Sports Organisation	460,000
30.	Robertson Bowling Club	98,037
31.	Robertson Cricket Club	448,503
32.	Robinvale High School	279,000
33.	Rygate Football Association	1,700,000
34.	Schoonspruit Secondary School	824,562
35.	South African Gymnastics Federation	1,301,682
36.	South African Riding for the Disabled Association	2,324,860
37.	South African Rugby Football Union	3,765,000
38.	South Western District Sport for the Disabled	175,880
39.	South Western Districts Cricket Board	1,490,954
40.	St Konran RC Primary	104,720
41.	St Steyville Primary School	870,000
42.	St Thomas Primary School	198,018
43.	Stellenbosch & District Coronation Rugby Football	300,000
44.	Steynville Secondary School	680,000
45.	SWDRFU	1,475,310
46.	Weskus Special School	600,000
47.	West Coast Soccer District	1,015,000
48.	Western Province Aquatics	281,950
49.	Western Province Jukskei Union	235,000
50.	Western Province Rugby Football Union	5,000,000
51.	Western Province Sport Association for Physically Disabled	500,502
		<b>43,240,980</b>

Total Sport & Recreation **252,389,841**



