



Brand Identity Guidelines

Release 2
September 2005

Contents

Our new brand mark and masterbranding	3
The UCD brand mark elements	4
Our new brand mark and the UCD coat of arms	5
UCD brand mark artwork files – Macintosh	6
UCD brand mark artwork files – Windows	7
UCD brand mark usage guidelines	8
UCD brand mark colours	9
Using our typography consistently	10
Visual relationship of the constituent units of UCD to the master brand mark	11
Branding system usage guidelines	12
Typesetting the unit names	13
Standard size relationship of our brand mark and a unit name – top-alignment	14
Standard size relationship of our brand mark and a unit name – base-alignment	15
Standard size relationship of our brand mark and the formal UCD name – top-alignment	16
Standard size relationship of our brand mark and the formal UCD name – base-alignment	17
Unit name variations	18
UCD branding consistency and unit individuality	19
Example applications of the UCD branding system	20
UCD stationery system	22
Typesetting of UCD stationery information	23
UCD letterhead and compliment slip examples	24
UCD business card examples	28

Our new UCD brand mark and masterbranding

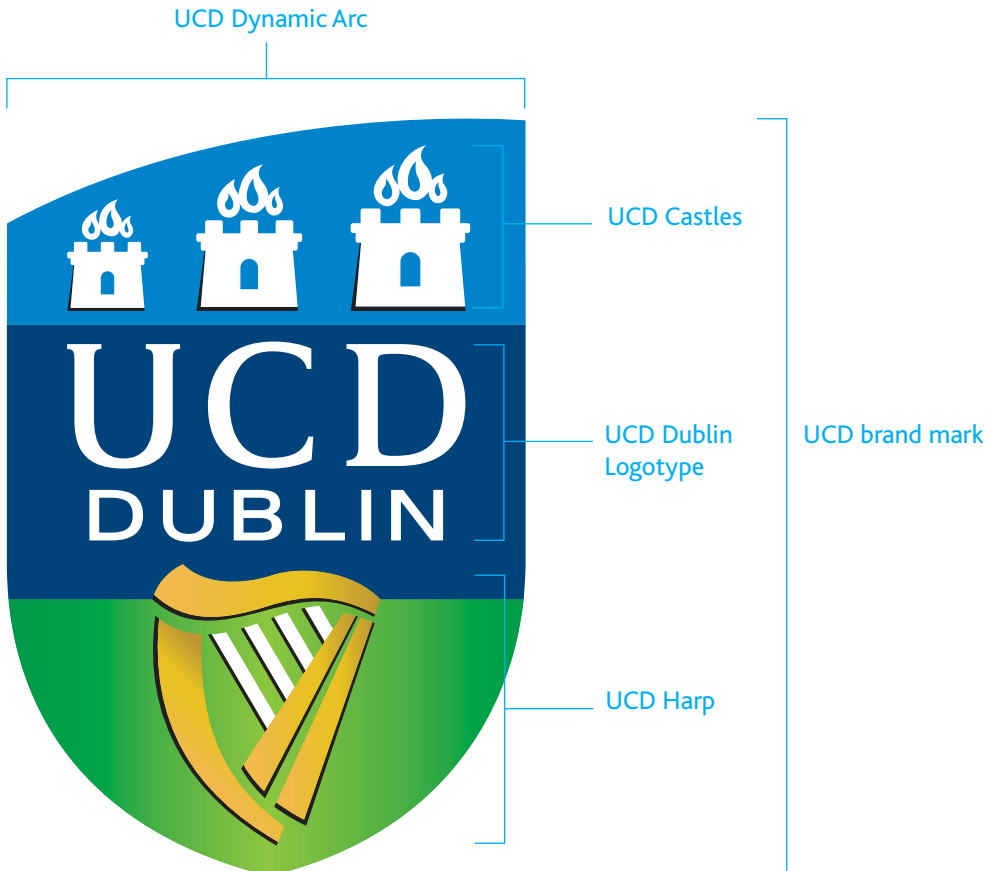


Our new brand mark communicates the intellectual excellence and strong heritage of UCD, while positioning the university as dynamic and forward-looking. UCD is changing to meet the challenges of the 21st century. As a tangible expression of these changes, the university has moved into a masterbranded visual identity system. This means that the many disparate and independently created marks previously in use are now superseded by **a single, unified articulation of our identity.**

UCD is Ireland's largest university. Our objective is to be the country's premier academic institution, and to become one of the top 30 universities in Europe. Key to achieving this is speaking with one voice. Each of our colleges, schools and other units will now be associated with a central and cohesive brand, making it easier to manage and implement. This rationalisation will have benefits for all.

The UCD brand mark elements

Our brand mark is composed of three elements – the UCD Castles, the UCD Dublin Logotype and the UCD Harp. The brand mark shape is uniquely formed by the UCD Dynamic Arc. All of the brand mark elements have been specially drawn and must not be redrawn in any way.



Clearance zone

To ensure that nothing interferes with our brand mark’s visibility, we have created a protective clearance zone to set off the brand mark from type, photographs and illustrations. The cyan rectangle shown here represents the minimum clearance zone for our brand mark.



10mm

Minimum size

Never reproduce our brand mark at sizes less than 10mm wide.

Our new brand mark and the UCD coat of arms

Up to this point we have always used our formal coat of arms for all visual expressions of UCD. We will now retain the UCD coat of arms for ceremonial and formal uses only. Our new brand mark will be used for all UCD visual identity and communications uses.

UCD brand mark



Visual identity and communications uses

- Stationery
- Literature
- Marketing collateral
- Signage
- Online

UCD coat of arms



Ceremonial and formal uses

- UCD degrees
- UCD diplomas
- UCD certificates
- Prestige items

Brand mark master artwork files – Macintosh

There are only three version of our brand mark – colour, black or reversed. Do not create any alternative versions. The brand mark should always be reproduced from master digital master artwork.

For use by design and advertising agencies and printing companies.



Colour

These artworks have been created to print the UCD brand mark using the four-colour process.

Filename

ucd_brandmark_colour.eps



Black

These artworks have been created to print the UCD brand mark in one colour – black – on a lighter background colour.

Filename

ucd_brandmark_black.eps



Reversed

These artworks have been created to print the UCD brand mark in one colour – white – reversed out of a black background.

Filename

ucd_brandmark_reverse.eps

These file formats are not suitable for on-screen brand mark applications.

Brand mark master artwork files – Windows

Windows-compatible master artwork files have been created using Adobe Illustrator and Photoshop, and are saved in the formats shown below.

For use in-house in PC applications such as Microsoft Word and Microsoft PowerPoint



Windows formats

EPS files – for output to monochrome laser printers.

TIFF files – for output to colour laser printers. For smaller applications a reduced size has also been supplied.

JPEG files – for on-screen use.

Filenames

ucd_brandmark_colour.eps

ucd_brandmark_colour.tif

ucd_brandmark_colour_sml.tif

ucd_brandmark_colour.jpg

Filenames

ucd_brandmark_black.eps

ucd_brandmark_black.tif

ucd_brandmark_black_sml.tif

ucd_brandmark_black.jpg

These file formats are not suitable for supplying artworks to design or advertising agencies.

UCD brand mark usage guidelines



Never apply a keyline to the colour brand mark.



Never alter the colours of the brand mark.



Never alter or distort the brand mark.



Never replace the logotype with a typeface.



Never use the logotype alone.



Never add additional elements to the brand mark.



Never remove the gradients from the brand mark colours.



Never alter the proportions of the brand mark elements.



There must be a significant contrast of colour when positioning the brand mark on a colour background.



Never alter the shape of the brand mark.



Never create a grayscale version of the brand mark.

The examples on this page represent some incorrect uses of the UCD brand mark, they are not intended to cover all incorrect variants.

UCD brand mark colours

The brand mark artwork is always reproduced using the four-colour process. There is no spot version of the UCD brand mark. Spot colour approximations are supplied here to assist in the roll-out of new applications.



Pantone Process 225-2

Four-colour process breakdown

Cyan	100%
Magenta	15%
Yellow	0%
Black	0%

Closest Pantone spot colour approximation

Use Pantone Process Blue



Pantone Process 206-1

Four-colour process breakdown

Cyan	100%
Magenta	60%
Yellow	0%
Black	40%

Closest Pantone spot colour approximation

Use Pantone 654



Pantone Process 6-4

Four-colour process breakdown

Cyan	0%
Magenta	10%
Yellow	100%
Black	5%

Closest Pantone spot colour approximation

Use Pantone 109



Pantone Process 275-1

Four-colour process breakdown

Cyan	100%
Magenta	0%
Yellow	100%
Black	10%

Closest Pantone spot colour approximation

Use Pantone 348



Pantone Process 290-1

Four-colour process breakdown

Cyan	60%
Magenta	0%
Yellow	100%
Black	0%

Closest Pantone spot colour approximation

Use Pantone 369

Using our typography consistently

Our new branding system and stationery suite is typeset using the Bliss typeface family.

Bliss is published by Jeremy Tankard and can be purchased online at the website www.typography.net.

Bliss is licensed in weight packs, for instance, Bliss Regular contains all the fonts related to the Regular weight, including the Small Capitals font which has the non-aligning numerals used in our stationery.

UCD has purchased a limited number of licences for the Bliss typeface that are available for all Schools, Colleges and Academic Units. To obtain a licence, please contact communications@ucd.ie

Reputable

Bliss Light

Successful

Bliss Regular

Progressive

Bliss Regular Italic

Innovative

Bliss Medium

Influential

Bliss Bold

Excellence

Bliss Bold Italic

Bliss Capitals Regular
(with non-aligning numerals)

1 2 3 4 5 6 7 8 9 0

The Verdana font family is the preferred alternative typeface when the Bliss typeface is not accessible. Verdana is supplied with most common applications and is available on the majority of PCs.

Visual relationship of the constituent units of UCD to the masterbrand

UCD now has one single brand mark. All previous identities, sub-brands, logos etc, have been superseded by this masterbrand. A clear, logical system now communicates the relationship of UCD to its constituent units. The masterbrand will be supported by the relevant unit name, typeset in the Bliss font family.

Standard relationship of the UCD masterbrand and a unit name



Unit name

UCD School of Architecture,
Landscape and
Civil Engineering

The UCD stationery system suite uses a specific (non-standard) visual relationship between the UCD brand mark and its constituent units. Please refer to page 22 of this brand identity guidelines.

Branding system usage guidelines




Never alter the proportions of the branding system.



Never centre the unit name under the brand mark.



Never replace the logotype with a unit name.



Never lock a unit name to the brand mark.



Never alter the proportions of the branding system to give more prominence to a unit name.



Never lock a unit name onto the brand mark or create a bounding shape surrounding both.

The examples on this page represent some incorrect uses of the UCD brand mark, they are not intended to cover all incorrect variants.

Typesetting the unit names

Brand mark



No other graphic device should be positioned within the branding system area.

Unit name

UCD School of Architecture,
Landscape and
Civil Engineering

- * Each unit name must be prefixed with UCD. The unit name must always be typeset in upper and lowercase and never in all capitals.

Brand mark 40mm high



Unit name typeset in Bliss Medium 14 point on 17.5 leading



UCD Branding System

These measurements are for an A4 size application. This system can be scaled accordingly for other sizes.



UCD SCHOOL OF ARCHITECTURE,
LANDSCAPE AND
CIVIL ENGINEERING



The unit name must never be typeset in all capitals.



*UCD School of Architecture,
Landscape and
Civil Engineering*



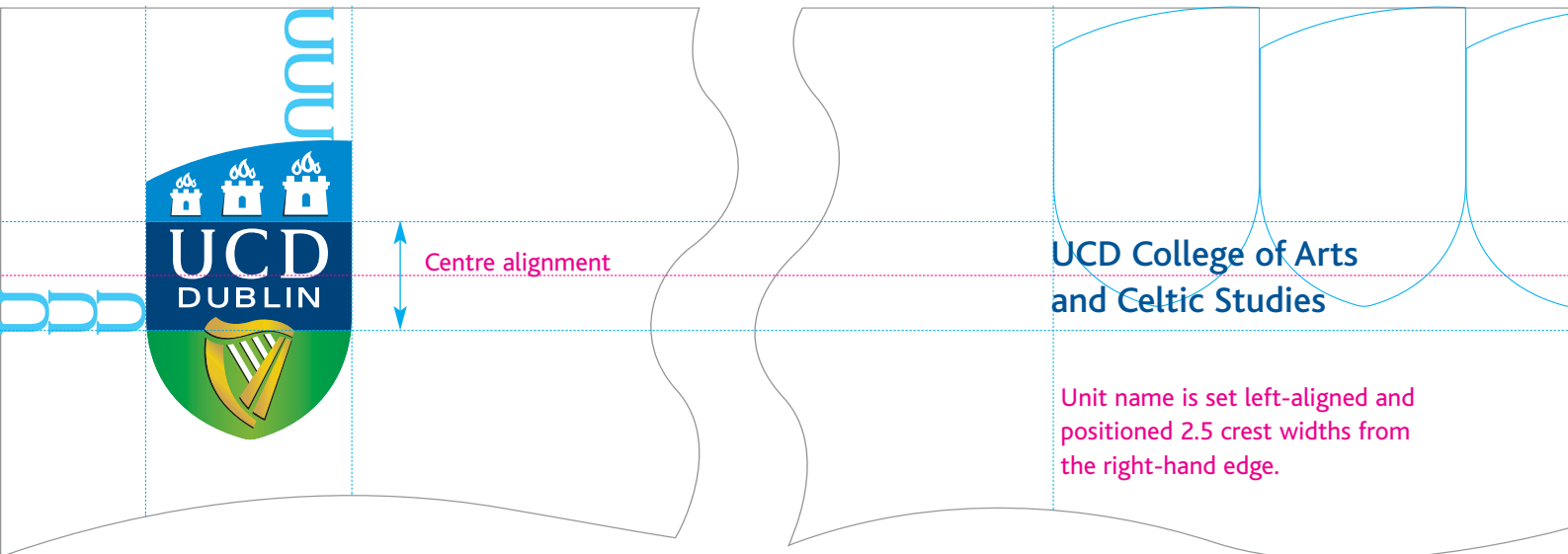
The unit name must never be typeset in italics.

Standard size relationship of our brand mark and a unit name – top-alignment



The key point of our new UCD branding system is that there is no longer marks for individual units, rather it is a system of relationships that is applied in each particular case. There is a top-alignment option for applying the UCD brand mark and unit name onto communications materials.

Brand mark 40mm high + Unit name typeset in Bliss Medium 14 point on 17.5 leading = UCD Branding System

These measurements are for an A4 size application. This system can be scaled accordingly for other sizes.



Correct and incorrect examples of the top-alignment branding system. Applied onto an A4 proportion item.

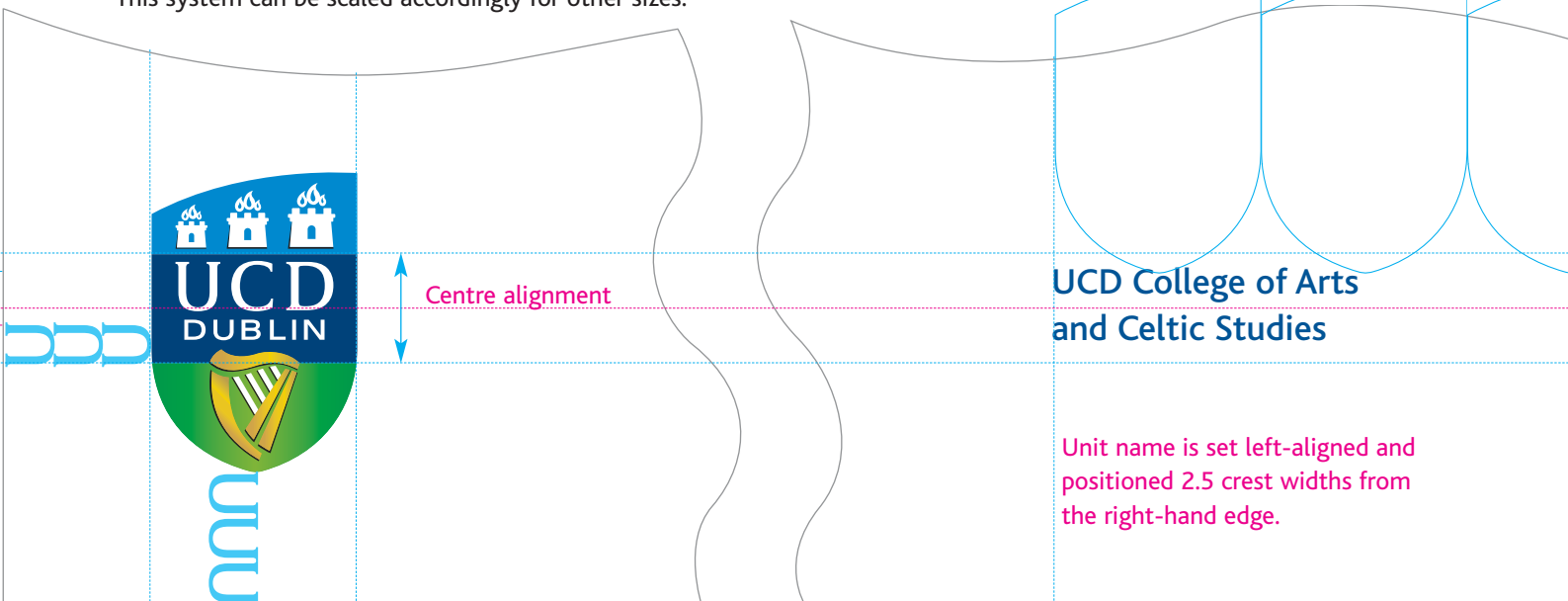


Standard size relationship of our brand mark and a unit name – base-alignment



The UCD branding system has some flexibility in its application. There is also a base-alignment option for applying the UCD brand mark and unit name onto communications materials.

Brand mark 40mm high + Unit name typeset in Bliss Medium 14 point on 17.5 leading = UCD Branding System

These measurements are for an A4 size application.
This system can be scaled accordingly for other sizes.



Correct and incorrect examples of the base-alignment branding system. Applied onto an A4 proportion item.

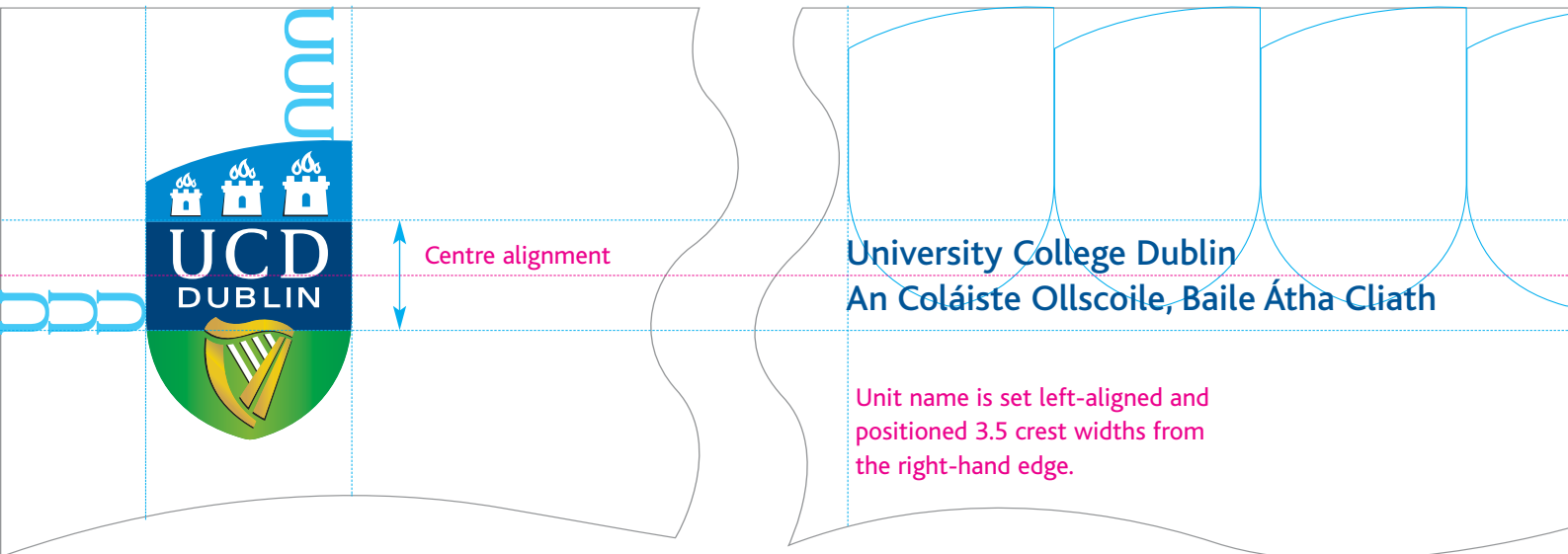


Standard size relationship of our brand mark and the full university name – top-alignment



There is one exception in the UCD branding system – when the communication item is coming from the university level and not a college, school or other unit. The full version of the university name must be used along with its Irish translation, as shown. They must both appear in the same type size.

Brand mark 40mm high + Unit name typeset in Bliss Medium 14 point on 17.5 leading = UCD Branding System

These measurements are for an A4 size application. This system can be scaled accordingly for other sizes.



Correct and incorrect examples of the top-alignment branding system. Applied onto an A4 proportion item.

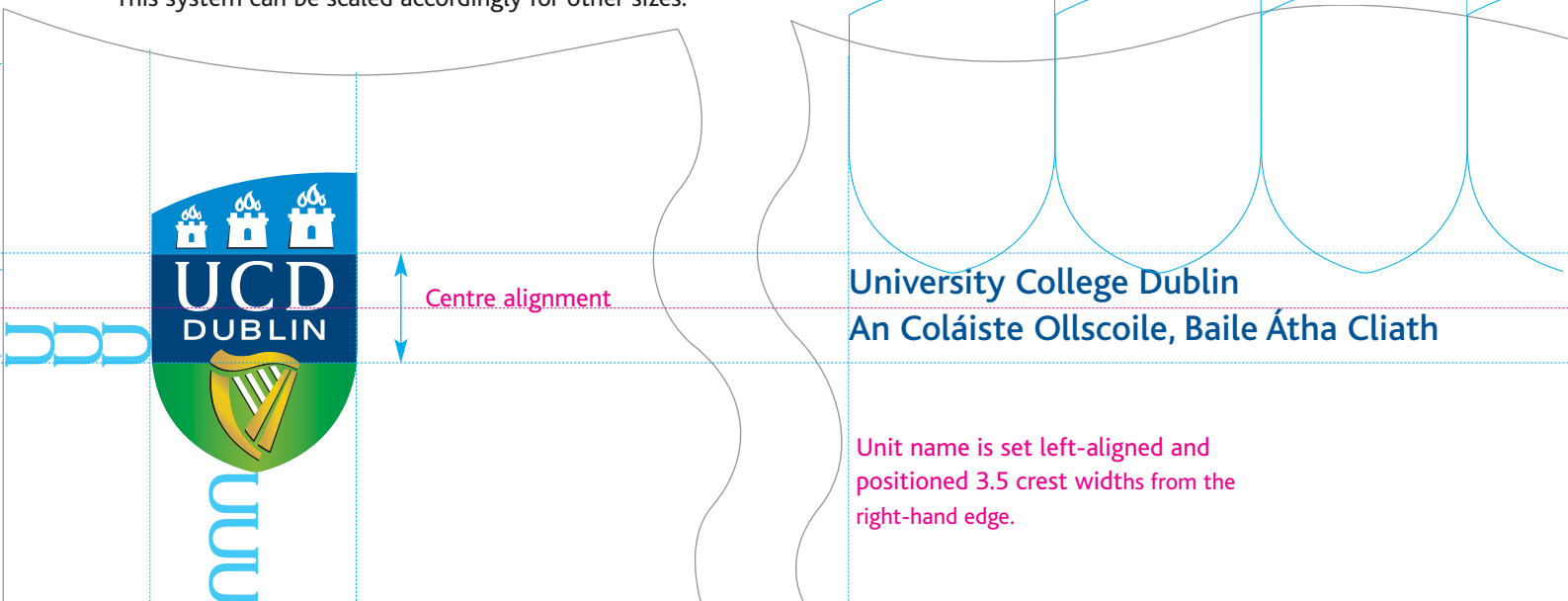


Standard size relationship of our brand mark and the full university name – base-alignment



The UCD branding system has some flexibility in its application. There is also a base-alignment option for applying the UCD brand mark and the full university name onto communications materials.

Brand mark 40mm high + Unit name typeset in Bliss Medium 14 point on 17.5 leading = UCD Branding System

These measurements are for an A4 size application.
This system can be scaled accordingly for other sizes.



Correct and incorrect examples of the base-alignment branding system. Applied onto an A4 proportion item.



Unit name variations

There are variations in the word count of many unit names within UCD. The examples below show how the branding system works for unit names which are typeset on one, two, three or four lines.

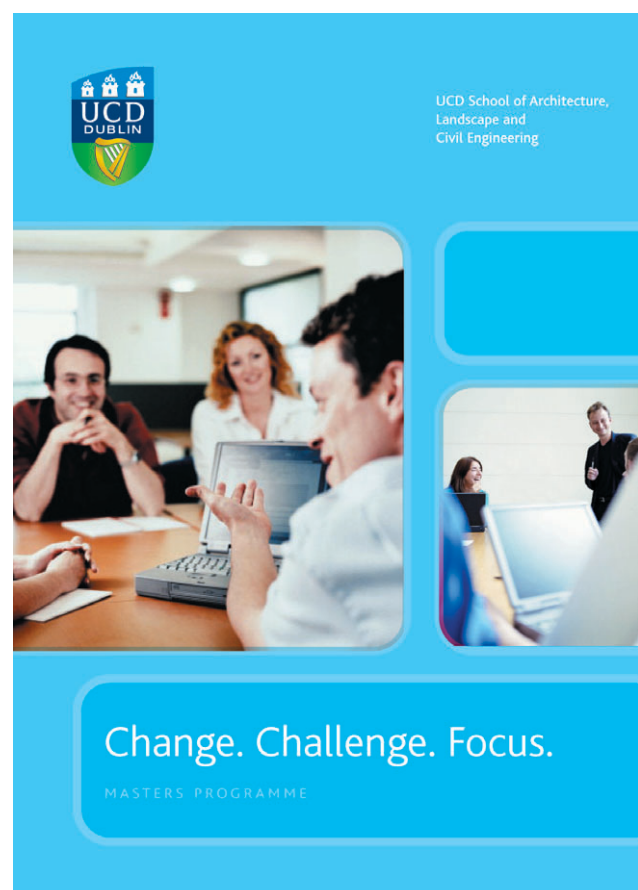
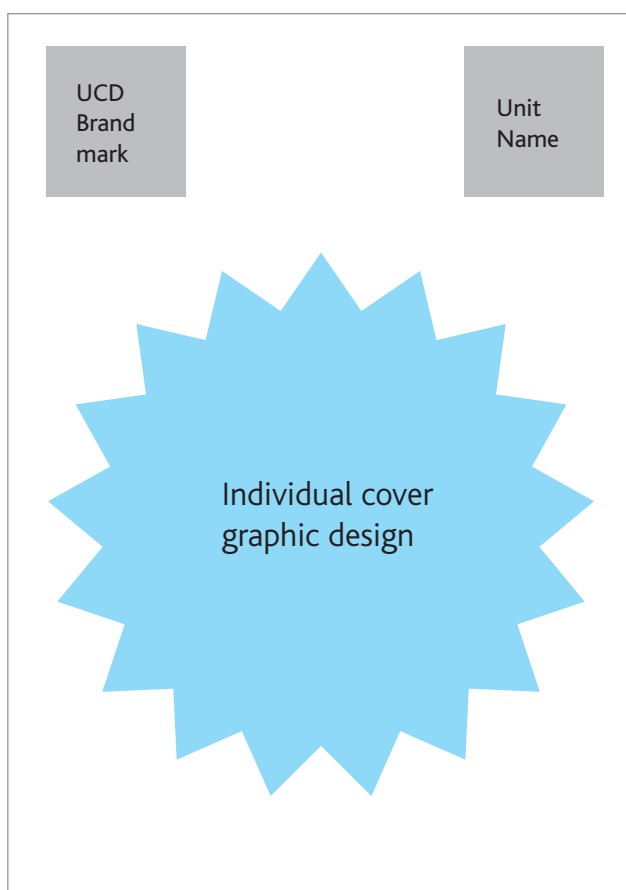
All align to the horizontal centre line of the navy panel in the brand mark.

	UCD School of Psychology	A one line unit name
	UCD College of Arts and Celtic Studies	A two line unit name
	UCD School of Architecture, Landscape and Civil Engineering	A three line unit name
	Scoil na Gaeilge, an Léinn Cheiltigh, an Bhéaloideas Éireann agus na Teangeolaíochta UCD	A four line unit name

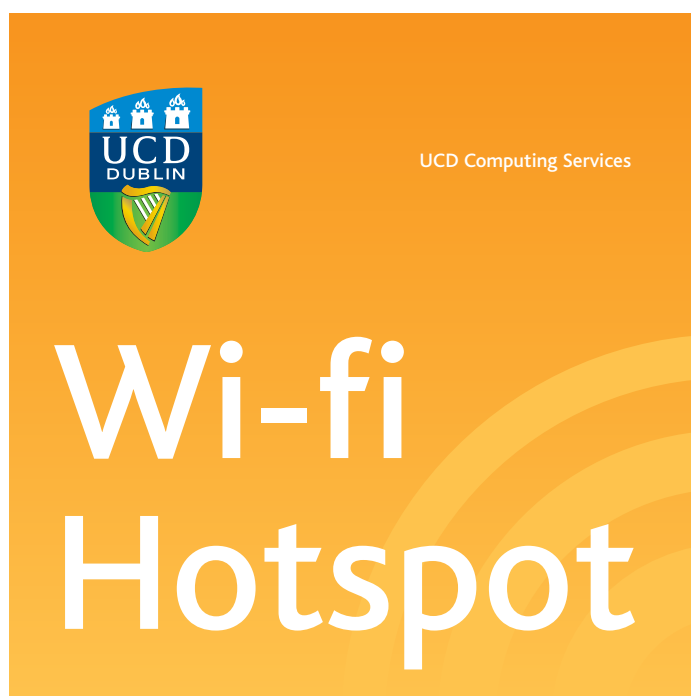
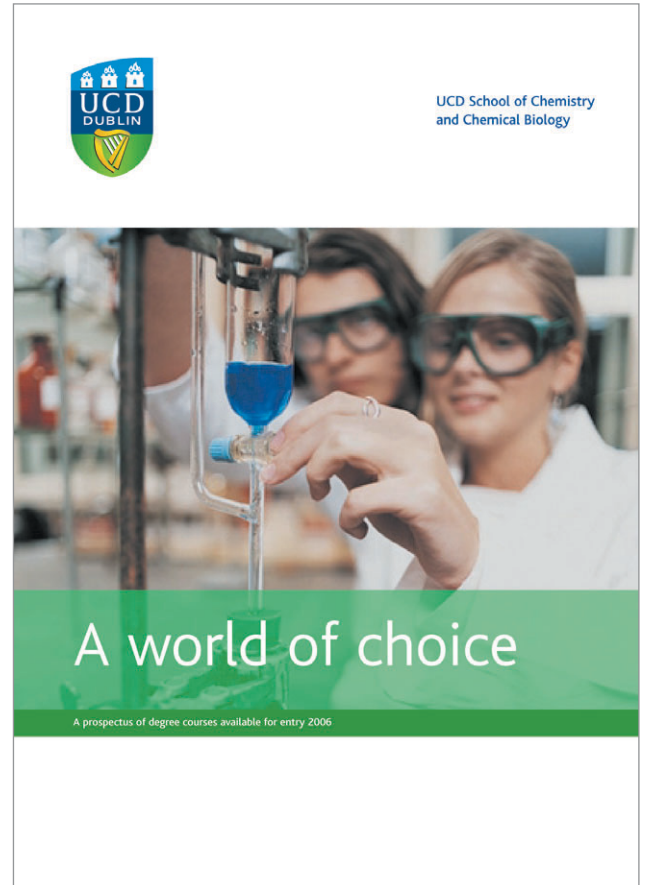
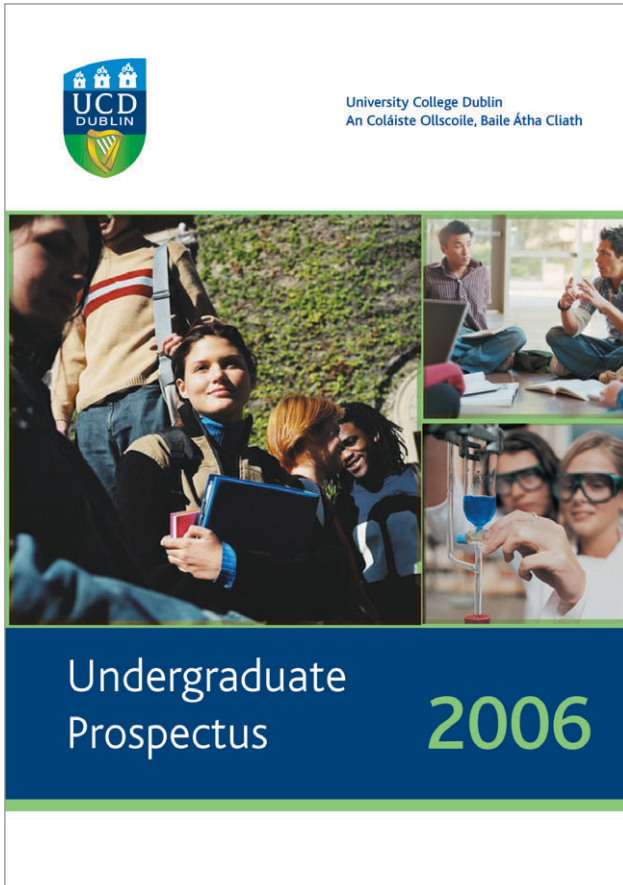
UCD branding consistency and unit individuality

The UCD branding system has been devised to ensure consistency at the university level. It is important, however, at the unit level each has the freedom to communicate their particular message in an individual and unique way.


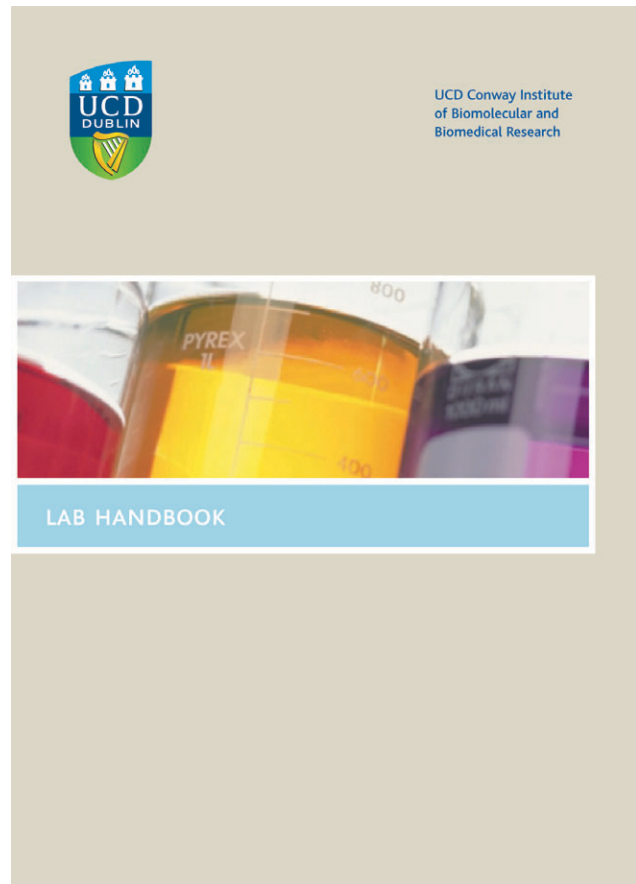
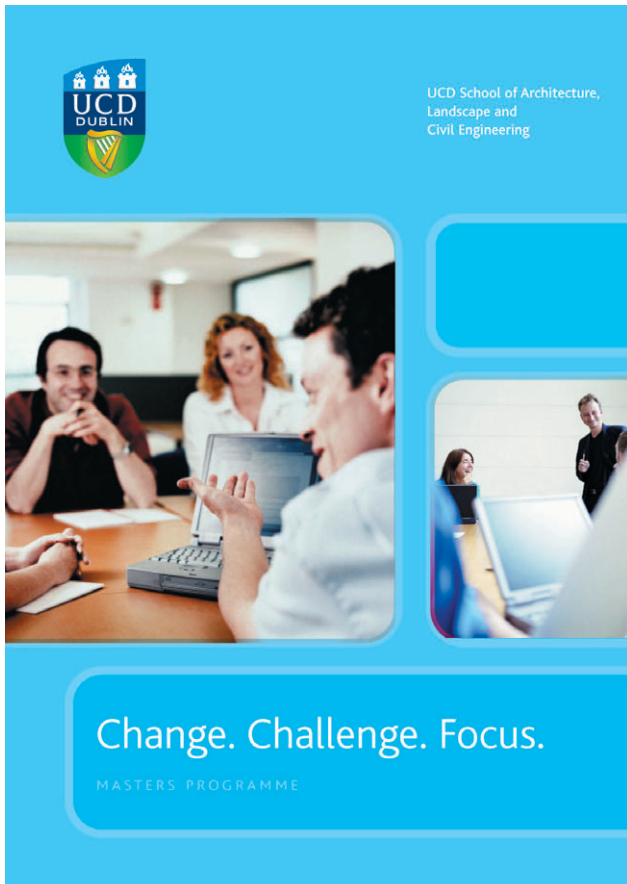
Master branding system structure for a brochure cover



Example applications of the UCD branding system





Example applications of the UCD branding system



UCD stationery system



The UCD stationery system accommodates two language formats – dual language (English & Irish) and Irish-only. Compliance with the Official Languages Act requires that either version be used. There is no English-only format.*

Dual language stationery (English & Irish)



Two-sided**

Irish-only stationery



One sided

* Authoritative guidance on the Official Languages Act and its implications should be sought from Mr John Coman, Corporate and Legal Affairs Secretary, ext 1411 or from Edel Kirley, University Solicitor, ext 1251. Information on Irish translations may be obtained from Clár Ní Bhuchalla, Irish Language Officer, ext 8208.

** Business Cards – A dual version should be available where the individual provides a service in the Irish language or requests an Irish version. In other cases an English-only business card is acceptable.

Typesetting of UCD stationery information

In order to maintain consistency in our stationery system the typesetting conventions below should be adhered to when reproducing any UCD stationery item.

The UCD stationery system suite has a specific visual relationship format for the UCD brand mark and its constituent units. This relationship format must only be used in conjunction with the stationery master artwork templates.

UCD School of Irish, Celtic Studies, Irish Folklore and Linguistics

Building Name,
University College Dublin,
Belfield, Dublin 4, Ireland

T +353 1 234 5678
F +353 1 9876 543

Scoil na Gaeilge, an Léinn Cheiltigh, Bhéaloideas Éireann agus na Teangeolaíochta UCD

Ainm Foirgnimh,
An Coláiste Ollscoile, Baile Átha Cliath,
Belfield, Baile Átha Cliath 4, Éire

irishstudies@ucd.ie
www.ucd.ie

Unit names

The unit names are integrated into the UCD stationery system as part of the address area.

Contact numbers

Use the letters T, F and M for telephone fax and mobile contact numbers.

Do not use Tel, Telephone, Phone, Fax, Facsimile or Mobile.

All telephone and fax numbers are typeset using the Bliss Caps Regular typeface.

All telephone and fax numbers take the international prefix +353

All phone and fax numbers are set as area code, plus three digits, plus four digits, with spaces separating:
+353 1 234 5678

Do not use hyphens: +353-1-234-5678

Do not run all numbers together:
+35312345678

Do not bracket the local zero:
+353 (0)1 234 5678

Or any other combination of the above.

Example address sequence and format

UCD Unit Name
Building Name
University College Dublin
Belfield, Dublin 4, Ireland

and

UCD Unit Name
Ainm Foirgnimh,
An Coláiste Ollscoile, Baile Átha Cliath,
Belfield, Baile Átha Cliath 4, Éire

Email

Email is not captioned.
Do not use E or Email.

All personal email addresses shall follow the format:
name.surname@ucd.ie

URLs


URLs are not captioned, as terms such as website and web are essentially redundant.


All UCD URLs shall follow the format:
www.ucd.ie/unitname


UCD letterhead and compliment slip examples


UCD letterheads and compliment slips should only be reproduced from the master artwork templates.

There is one layout structure for both language variants of the UCD letterhead and compliments slip. Full size examples are shown on the following pages.

	<p>UCD Quinn School of Business</p>	<p>An Scoil Ghnó Uí Chuinn UCD</p>
	<p>University College Dublin, Belfield, Dublin 4, Ireland T +353 1 234 5678 F +353 1 9876 543</p>	<p>An Coláiste Ollscoile, Baile Átha Cliath, Belfield, Baile Átha Cliath 4, Éire quinnschool@ucd.ie www.ucd.ie</p>

	<p>UCD School of Irish, Celtic Studies, Irish Folklore and Linguistics</p>	<p>Scoil na Gaeilge, an Léinn Cheiltigh, Bhéaloideas Éireann agus na Teangeolaíochta UCD</p>
	<p>Building Name, University College Dublin, Belfield, Dublin 4, Ireland T +353 1 234 5678 F +353 1 9876 543</p>	<p>Ainm Foirgnimh, An Coláiste Ollscoile, Baile Átha Cliath, Belfield, Baile Átha Cliath 4, Éire irishstudies@ucd.ie www.ucd.ie</p>
	<p>With compliments</p>	<p>Le dea-mhéin</p>

	<p>Scoil na Gaeilge, an Léinn Cheiltigh, Bhéaloideas Éireann agus na Teangeolaíochta UCD</p>
	<p>Ainm Foirgnimh, An Coláiste Ollscoile, Baile Átha Cliath, Belfield, Baile Átha Cliath 4, Éire T +353 1 234 5678 F +353 1 9876 543 irishstudies@ucd.ie www.ucd.ie</p>
	<p>Le dea-mhéin</p>



Accreditation marks and additional reference information are positioned at the base of the letterhead or compliments slip.

All accreditation and membership marks must be coloured 50% black, so as to keep the new UCD brand mark dominant.



UCD School of Irish,
Celtic Studies, Irish Folklore
and Linguistics

Building Name,
University College Dublin,
Belfield, Dublin 4, Ireland

T +353 1 234 5678
F +353 1 9876 543

Scoil na Gaeilge, an Léinn Cheiltigh,
Bhéaloideas Éireann agus
na Teangeolaíochta UCD

Áinm Foirgnímh,
An Coláiste Ollscoile, Baile Átha Cliath,
Belfield, Baile Átha Cliath 4, Éire

irishstudies@ucd.ie
www.ucd.ie

A4-sized example visual of a dual language letterhead.



Scoil na Gaeilge, an Léinn Cheiltigh,
Bhéaloideas Éireann agus
na Teangeolaíochta UCD

Áinm Foirgnímh,
An Coláiste Ollscoile, Baile Átha Cliath,
Belfield, Baile Átha Cliath 4, Éire

T +353 1 234 5678

F +353 1 9876 543

irishstudies@ucd.ie

www.ucd.ie

A4-sized example visual of an Irish-only letterhead.



UCD School of Irish,
Celtic Studies, Irish Folklore
and Linguistics

Scoil na Gaeilge, an Léinn Cheiltigh,
Bhéaloideas Éireann agus
na Teangeolaíochta UCD

Building Name,
University College Dublin,
Belfield, Dublin 4, Ireland

T +353 1 234 5678
F +353 1 9876 543

Áinm Foirgnímh,
An Coláiste Ollscoile, Baile Átha Cliath,
Belfield, Baile Átha Cliath 4, Éire

irishstudies@ucd.ie
www.ucd.ie

With compliments

Le dea-mhéin



Actual-sized example visuals of
UCD compliments slips.

Scoil na Gaeilge, an Léinn Cheiltigh,
Bhéaloideas Éireann agus
na Teangeolaíochta UCD

Áinm Foirgnímh,
An Coláiste Ollscoile, Baile Átha Cliath,
Belfield, Baile Átha Cliath 4, Éire

T +353 1 234 5678
F +353 1 9876 543
irishstudies@ucd.ie
www.ucd.ie

Le dea-mhéin



UCD Quinn School of Business

An Scoil Ghnó Uí Chuinn UCD

Building Name,
University College Dublin,
Belfield, Dublin 4, Ireland

T +353 1 234 5678
F +353 1 9876 543

Áinm Foirgnímh,
An Coláiste Ollscoile, Baile Átha Cliath,
Belfield, Baile Átha Cliath 4, Éire

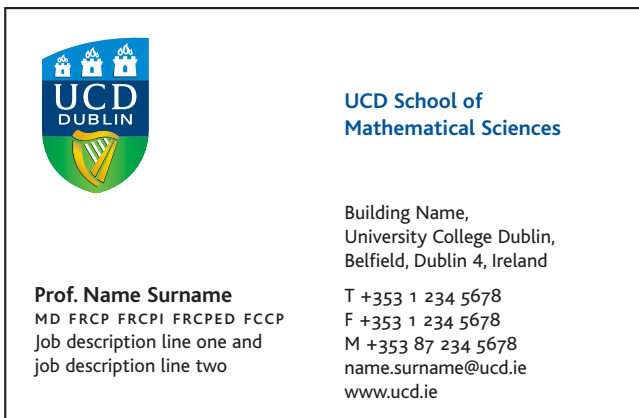
irishstudies@ucd.ie
www.ucd.ie

With compliments

Le dea-mhéin

UCD business card examples

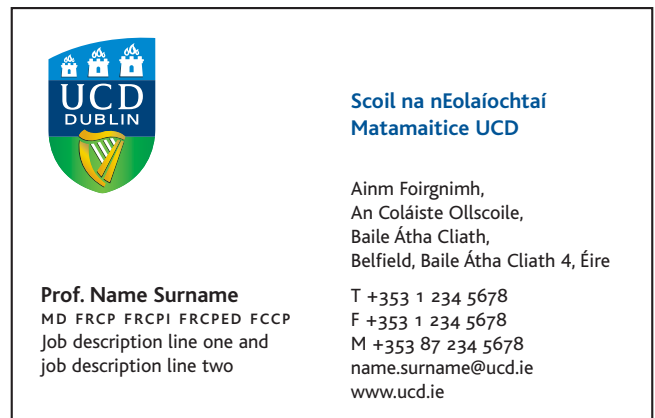
UCD business cards should only be reproduced from the master artwork templates.



Layout structure for the English side of the dual language UCD business card.

Note on addresses

Business cards should refer to the holder's physical address. For any queries please phone UCD Communications at 716 1447.



Layout structure for the Irish-only side of the dual language UCD business card back and the Irish-only business card.

Address layout for Irish language

The following format should be used for the Irish language address on the UCD business cards:

Ainm Foirgnimh,
An Coláiste Ollscoile,
Baile Átha Cliath,
Belfield, Baile Átha Cliath 4, Éire

Do not reflow the Irish language address:

Ainm Foirgnimh,
An Coláiste Ollscoile,
Baile Átha Cliath,
Belfield,
Baile Átha Cliath 4,
Éire



If you require any UCD brand mark
master artworks please contact

UCD Communications Office
T **+353 1 716 1447**
communications@ucd.ie

© University College Dublin. All rights reserved.
No part of this document may be copied,
transmitted or reproduced in any form or by
any means without prior written consent of
the copyright owner.

The UCD brand mark may not be
used or reproduced by any third party
without the owners written consent.