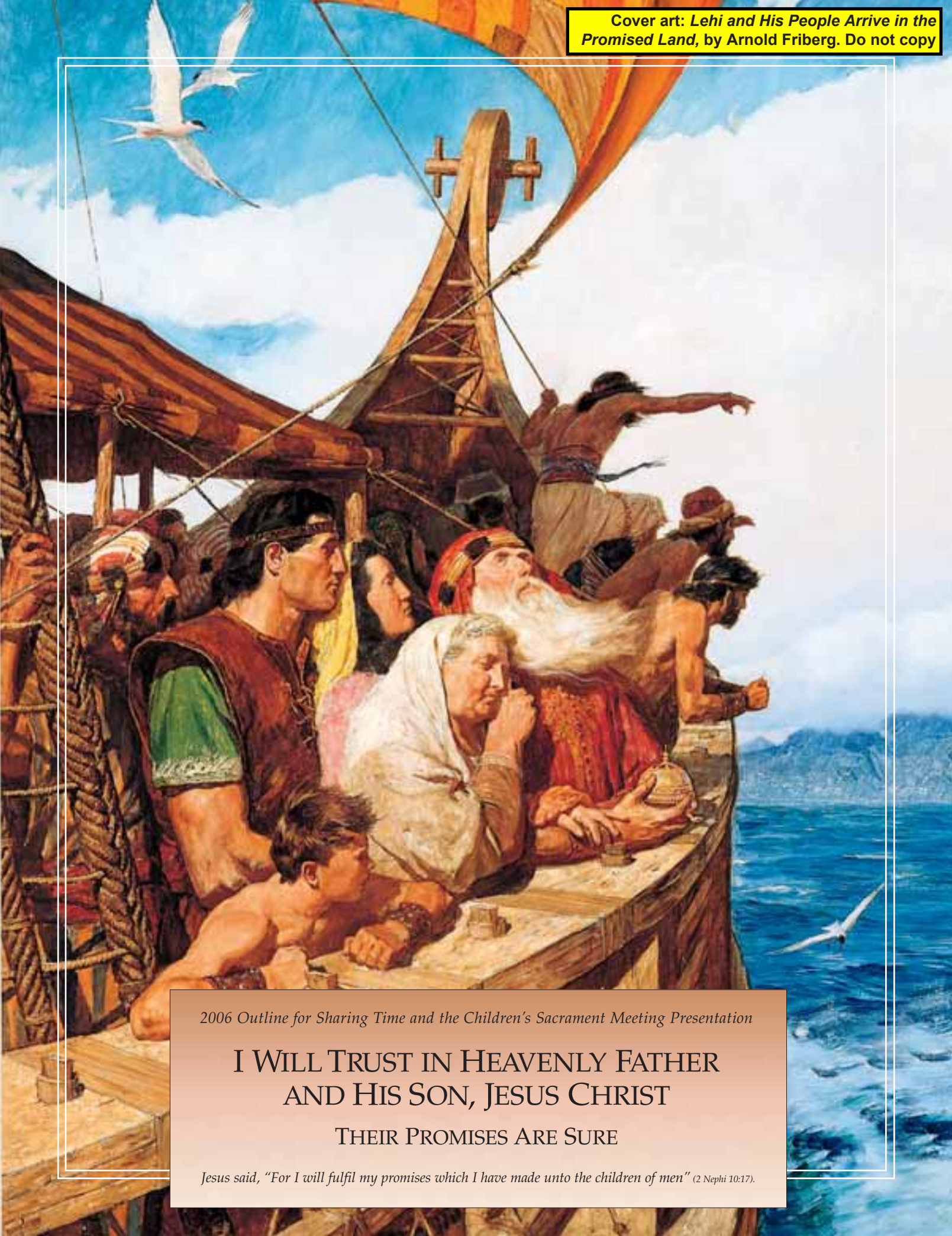


Cover art: *Lehi and His People Arrive in the Promised Land*, by Arnold Friberg. Do not copy



2006 Outline for Sharing Time and the Children's Sacrament Meeting Presentation

I WILL TRUST IN HEAVENLY FATHER AND HIS SON, JESUS CHRIST THEIR PROMISES ARE SURE

Jesus said, "For I will fulfil my promises which I have made unto the children of men" (2 Nephi 10:17).

INSTRUCTIONS TO PRIMARY LEADERS FOR SHARING TIME AND THE CHILDREN'S SACRAMENT MEETING PRESENTATION

MESSAGE TO PRIMARY PRESIDENCIES

This year as we study the scriptures and the words of latter-day prophets in Primary, we will learn of the promises Heavenly Father and Jesus Christ have made to us. We will learn how Jesus Christ blesses us when we learn of Him, listen to His Spirit, and follow Him in faith. Heavenly Father and Jesus Christ know us, love us, and always keep Their promises. Heavenly Father has given us the plan of happiness. Jesus Christ is the promised Savior. He has given us His gospel, the scriptures, prophets to guide us, and commandments to live by. Teach the children to trust in Heavenly Father and His Son, Jesus Christ, with all their hearts. Their promises are sure. We love you and pray for you.

The Primary General Presidency

INSTRUCTIONS FOR SHARING TIME

Sharing time is a 30-minute period that allows children of combined age-groups to participate in activities and sing songs that teach gospel principles.

The following guidelines will help in planning sharing times:

- Study this document before the year begins.
- Seek inspiration as you plan weekly sharing times.
- Use this outline.
- Write your plan on a copy of the [“Sharing Time Planning Work Sheet” on page 12.](#)
- Include the music leader in your planning because half of sharing time should be used for singing. Music could be interspersed throughout sharing time.
- Identify the weekly gospel principle you will teach.
- Discuss ways you can teach the principle and involve the children. (See [“Teaching Methods” on page 13.](#))
- Determine which member of the presidency will teach or oversee each weekly sharing time.
- Have one sharing time a month be a class presentation.

GUIDELINES FOR THE SACRAMENT MEETING PRESENTATION

Under the direction of the bishop or branch president, the children's sacrament meeting presentation is given during the fourth quarter of the year. The children will share what they have learned about this year's theme, “I Will Trust in Heavenly Father and His Son, Jesus Christ—Their Promises Are Sure.” The sacrament meeting presentation should be no more than 40 minutes long and should follow Church policies and guidelines for sacrament meetings. A member of the bishopric or branch presidency should conclude the meeting with brief remarks confirming the principles taught in the presentation. (See *Church Handbook of Instructions, Book 2: Priesthood and Auxiliary Leaders* [1998], 237.)

The following guidelines will also help in planning the sacrament meeting presentation:

- Meet with the bishop or branch president early in the year to discuss preliminary plans. Obtain his approval when the plans are completed.
- Plan for the children to present the program based on the monthly sharing time themes.
- Throughout the year, keep notes of individual children's talks and experiences for possible use in the presentation.
- Plan to use a variety of methods in the presentation: scriptures, personal experiences, individual or group recitations, and testimonies.
- In presenting the music, you may include the entire Primary chorus, older and younger children's choruses, child soloists, duets, small groups of children, the congregation, and appropriate instrumental accompaniments.
- Plan practices that will not take time away from classes or families unnecessarily.

*GLOSSARY

As you teach about promises this year, please use and help the children understand correct terms and doctrine. Pay particular attention to the following:

Accountability Accepting responsibility for our choices.

Agency The ability to choose and act for oneself. Use the term *agency* rather than *free agency* to describe our freedom to choose. *Agency* is the term used in the scriptures (see D&C 29:36; Moses 7:32).

Apostasy A falling away from the gospel of Jesus Christ.



Heavenly Father's plan Our Heavenly Father presented the plan of life and salvation in the Grand Council in Heaven. Only one plan was presented. Jehovah (Jesus Christ) sustained the plan of our Heavenly Father. Lucifer (the devil, Satan) attempted to change the plan.

Jehovah Jesus Christ, also known as Jehovah, is the God of the Old Testament.

These terms are marked with an asterisk (*) throughout this outline.

KEY TO SYMBOLS AND ABBREVIATIONS

The following symbols and abbreviations are used throughout the outline:

-  *Sharing Time Ideas*. These ideas can supplement the inspiration you receive as you decide how best to involve the children in learning activities during sharing time.
-  *Music*. These songs support the yearly objective and are recommended for the sacrament meeting presentation.

CHI	<i>Church Handbook of Instructions, Book 2: Priesthood and Auxiliary Leaders</i>
CS	<i>Children's Songbook</i>
FHE	<i>Family Home Evening Resource Book</i>
GAK	Gospel Art Picture Kit
GP	<i>Gospel Principles</i>
"My Gospel Standards"	<i>Faith in God</i> guidebooks, back cover
Picture	Primary manual picture packets
TNGC	<i>Teaching, No Greater Call</i>
TTF	<i>True to the Faith</i>

I WILL TRUST IN HEAVENLY FATHER AND HIS SON, JESUS CHRIST—THEIR PROMISES ARE SURE

Jesus said, "For I will fulfil my promises which I have made unto the children of men" (2 Nephi 10:17).

Objective: To help the Primary children understand the promises Heavenly Father and Jesus Christ have made and the blessings the children will receive as they keep the commandments and prepare to make and keep sacred covenants.

OUTLINE FOR SHARING TIME

The monthly themes in this outline have accompanying scriptures that the children could memorize. The weekly gospel principles should be taught during sharing times and opening or closing exercises that month. Normally, only one gospel principle is taught each week. Occasionally there may be a need in your Primary, such as a temple dedication or a priesthood leader's focus, that calls for a special emphasis in sharing time.

JANUARY THEME

The promises of Heavenly Father and Jesus Christ to us are recorded in the scriptures. *"For he will fulfil all his promises which he shall make unto you, for he has fulfilled his promises which he has made unto our fathers" (Alma 37:17).*

♪ **"Scripture Power"** (pages 10–11 of this outline; or *Friend*, Oct. 1987, 10–11)

Weekly Gospel Principles

- Heavenly Father and Jesus Christ make promises to us. Their promises are recorded in the scriptures (D&C 1:37; Exodus 5–14; [Primary 6, lesson 19](#)).
- Heavenly Father and Jesus Christ keep their promises (Mosiah 28:6–7; Alma 17:35 [25–39]; 22:21–23 [15–25]).
- The promises found in the scriptures bless all of us (Ether 1–6; 2 Nephi 1:9; D&C 115:4–6).
- The promises found in the scriptures can bless me if I am faithful (Malachi 3:8–12; [Primary 6, lesson 44](#); [Primary 3, lesson 42](#)).

Sharing Time Ideas

☺ Ask, "What is a promise?" Play a matching game with promises Jehovah* made to the children of Israel (see ["Matching Game," TNGC, 169](#)). For example:

Picture 6-12 *Moses dividing the Red Sea*
(Exodus 14:15–16, 21)

Picture 1-35 *Manna in the wilderness*
(Exodus 16:4, 14–15)

Picture 6-24 *The Ten Commandments*
(Exodus 24:12; 31:18)

For younger children, give matching pieces the same color border. When a match is made, read the scripture and help the children identify the promise and its fulfillment. Teach that just as Jehovah kept His promises to the children of Israel, Heavenly Father and Jesus Christ keep Their promises to us today.

☺ Display objects that give light (see ["Comparisons and Object Lessons," TNGC, 163–64](#)). Tell the story of the brother of Jared (Ether 1–6; [GAK 318](#)). To help the children understand that Jesus Christ is our light, have older children turn to the Topical Guide in the scriptures; read the entries under "Jesus Christ, Light of the World"; and share what they learn. Have younger children role-play building barges and needing light (see ["Role Playing," TNGC, 178](#)). (Note: "The Savior should not be portrayed by children in dramatization except in a nativity scene" [*CHI*, 279].) Sing ["Teach Me to Walk in the Light" \(CS, 177\)](#).

FEBRUARY THEME

Heavenly Father's plan promises eternal happiness.
"And this is the promise that he hath promised us, even eternal life" (1 John 2:25).

♪ “I Know My Father Lives” (CS, 5)

Weekly Gospel Principles

- I lived with Heavenly Father and Jesus Christ before I came to earth. I chose Heavenly Father’s plan* (Moses 6:51; 1:39; [Primary 2, lesson 4](#); [GP, chapters 2, 3](#)).
- I can help my family follow Heavenly Father’s plan ([Primary 2, lesson 6](#); [GP, chapter 36](#)).
- I came to earth to gain a body and to make and keep sacred covenants (Exodus 19:5–6; Mosiah 18:13; [GP, chapter 5](#); “Covenant,” [TTF, 44](#)).
- If I am obedient and faithful, I can be happy. Living “[My Gospel Standards](#)” will help me be happy ([Primary 2, lesson 30](#); [GP, chapter 35](#); *Friend*, Oct. 2004, 24–25).

Sharing Time Ideas

- ☺ Have children choose the color they like best—red, yellow, or blue—and stand in groups by an object that color. Discuss choices we make: some are important; some are not. Explain that our choice to follow Heavenly Father’s plan* was very important. Give each group one verse of “[I Lived in Heaven](#)” ([CS, 4](#)). Have them share what their verse teaches us about Heavenly Father’s plan. Sing the song.
- ☺ Have the children make a set of the “armor of God” out of paper (see Ephesians 6:11, 14–18; [Primary 4, lesson 25](#)). Prepare “What would I do if?” questions based on “[My Gospel Standards](#),” such as “What would I do if a friend asked me to steal candy from a store?” (see “[Teaching with Questions](#),” [TNGC, 68–70](#)). Choose a child to read a question, guess the standard, and label a piece of the armor with the standard. After each piece of armor is labeled, dress a child in the armor and sing “[The Holy Ghost](#)” ([CS, 105](#)).

MARCH THEME

Heavenly Father and Jesus Christ make promises to me through the prophets. “*Surely the Lord God will do nothing, but he revealeth his secret unto his servants the prophets*” (Amos 3:7).

♪ “Follow the Prophet” (CS, 110–11)

Weekly Gospel Principles

- Prophets tell me what Heavenly Father has taught and promised ([Primary 4, lesson 31](#)).
- Prophets tell me what the Lord wants me to do. I will follow the prophets (D&C 1:38; [Primary 3, lesson 8](#)).
- I know who the prophets and apostles are today (“General Authorities of The Church of Jesus Christ of Latter-day Saints,” *Ensign*, Nov. 2005, 64–65).
- I will listen to the messages in general conference. I will follow the prophet today (*2001 Outline for Sharing Time and the Children’s Sacrament Meeting Presentation*).

Sharing Time Ideas

- ☺ Assign classes a prophet, a GAK picture, a scripture, and perhaps a simple costume. Have each class choose a child to wear the costume and represent the prophet while the class gives four clues to help the other children guess who the prophet is. When the Primary has identified the prophet, have the class hold up the picture, recite the scripture, and tell how we can follow that prophet. Sing “[Follow the Prophet](#)” ([CS, 110–11](#)).

Class assignments:

Nephi	GAK 303 , 1 Nephi 3:7 (obedience)
Abinadi	GAK 308 , Mosiah 13:16 (Sabbath day)
Alma	GAK 309 , Alma 7:14 (repentance and baptism)
Helaman	GAK 313 , Alma 57:26–27 (faith)
Moroni	GAK 320 , Moroni 10:4–5 (prayer)
Joseph Smith	GAK 400 , D&C 76:22 (testimony)

- ☺ Explain that just as Jesus Christ chose His Apostles in Jerusalem (Matthew 10:1–4; [GAK 211](#)) and twelve disciples to lead His Church in the New World (3 Nephi 12:1; [GAK 316](#)), He also chooses prophets and apostles in the latter days.

Introduce today's prophets and apostles (*Ensign*, Nov. 2005, 64–65). Play a matching game with the pictures and names of today's First Presidency and Apostles (see *"Matching Game," TNGC, 169*). Use a conference activity from an April or October *Friend* as a take-home activity.

APRIL THEME

Heavenly Father loves me, so He sent His Son, the Promised Messiah. *"Behold I say unto you that ye shall have hope through the atonement of Christ . . . to be raised unto life eternal, and this because of your faith in him according to the promise" (Moroni 7:41).*

♪ *"Did Jesus Really Live Again?" (CS, 64)*

Weekly Gospel Principles

- Heavenly Father chose Jesus Christ to be our Savior (Abraham 3:22–28; *GP, chapter 3*).
- Heavenly Father sent the Savior to fulfill His promise of our eternal happiness (John 3:16; *GP, chapter 12*).
- Jesus Christ was resurrected. He lives today (Matthew 28:5–6; *Primary 2, lesson 45*).
- Heavenly Father gave me agency* and through Jesus Christ provided a way for me to repent and return to Him (*Primary 3, lesson 10; GP, chapter 19*).

Sharing Time Ideas

- ☺ Make a copy of *GAK 233* and cut it into five puzzle pieces. Label the backs of the puzzle pieces with the names of the following pictures: *GAK 227, 230, 231, 232, and 234*. Discuss things the children can do for themselves, such as dress, eat, and so on. Then explain that Jesus did something for us that we cannot do for ourselves. Display the GAK pictures and tell about the Atonement and Resurrection of Jesus Christ (see *"Atonement of Jesus Christ"* and *"Resurrection," TTF, 14–21, 139–40*). Have each class choose a puzzle piece, read the label, match it to a picture, and add their piece to the puzzle. Read John 20:10–18. Help the children memorize or sing the third article of faith (Articles of Faith 1:3; CS, 123). (See *"Memorization," TNGC, 171–72*.)

- ☺ Use teaching stations to teach about agency* and repentance (see *"Stations," TNGC, 179*).

Station 1: Read or tell a story about repentance, such as "Broken Taillight" (see *Friend*, Aug. 2003, 38–40).

Station 2: Play "Pass the Ring." Thread a ring on a string, and tie the ends of the string together. Have the children hold on to the string and form a circle. Play music as the children pass the ring along the string. When the music stops, have the child holding the ring answer a question about choice and accountability,* such as, "I broke a dish. I could blame my little sister. What should I do?" Adapt the question to the child's age. Repeat the game as time permits.

Station 3: Learn the song *"Repentance" (CS, 98)*.

MAY THEME

Heavenly Father gave me the gospel of Jesus Christ, promised before the world was. *"Verily, verily, I say unto you, this is my gospel; and ye know the things that ye must do in my church; . . . for that which ye have seen me do even that shall ye do" (3 Nephi 27:21).*

♪ *"Holding Hands Around the World" (Friend, July 2002, 44–45)*

Weekly Gospel Principles

- Jesus taught His gospel while He was on the earth (*Primary 2, lesson 20; GP, chapter 11; "Gospel," TTF, 76*).
- After Jesus Christ's death, an apostasy,* or falling away from His gospel, took place (*Primary 5, lesson 2; GP, chapter 16; "Apostasy," TTF, 13–14*).
- Heavenly Father restored the gospel and the priesthood through Joseph Smith (*Primary 3, lesson 6; GP, chapter 17*).
- I learn the gospel as I study the scriptures (*Primary 1, lesson 41; GP, chapter 10*).

Sharing Time Ideas

☺ Scramble the letters of these words, keeping each word separate: *Revelation, Baptism, Priesthood, Prophets, Teachings, Ordinances, Godhead*. Display the following pictures from the GAK: 107, 208, 407, 400, 212, 603, 403. Ask the children to unscramble the words and match them to the pictures. Explain that many of these things were lost in the Great Apostasy, but they have been restored through the Prophet Joseph Smith. Help the children memorize or sing the sixth article of faith ([Articles of Faith 1:6](#); CS, 126). (See “Memorization,” TNGC, 171–72.)

☺ Using pictures from the GAK and Primary songs, sing a story about the Restoration (see “Music with Narratives,” TNGC, 174–75). For example:

GAK 403 “The Sacred Grove” (CS, 87)

GAK 406 “An Angel Came to Joseph Smith”
(CS, 86)

GAK 416 “The Golden Plates” (CS, 86)

GAK 407 “The Priesthood Is Restored (CS, 89)

GAK 401, 506 “Latter-day Prophets” (CS, 134)

JUNE THEME

Heavenly Father and Jesus Christ promise me blessings when I obey the commandments.

“Therefore, if ye do keep his commandments he doth bless you and prosper you” (Mosiah 2:22).

♪ “Dearest Children, God Is Near You” (*Hymns*, no. 96)

Weekly Gospel Principles

- I will be blessed as I obey the Ten Commandments (Exodus 20:1–17; [Primary 6, lesson 2](#)).
- I will be blessed as I learn and live the Beatitudes (Matthew 5:1–12; [Primary 4, lesson 34](#)).
- “[My Gospel Standards](#)” are based on the commandments (*Faith in God* guidebooks, back cover).
- Keeping commandments brings promised blessings—for example, obeying the Word of Wisdom

(D&C 89:3, 18–21), keeping the Sabbath day holy (D&C 59:15–17), and paying tithing (Malachi 3:10–12; D&C 119:6).

Sharing Time Ideas

☺ Make and number a wordstrip for each of the Ten Commandments. Give each child a number, one through ten. Call each number and ask the children with that number to stand by the corresponding wordstrip. Read Matthew 22:37–40. Separate the commandments into two groups: “love of God” and “love of neighbors.” Say the key words of a commandment, ask the children to guess which commandment it is, and have them put the commandments back in order. Sing “[Keep the Commandments](#)” (CS, 146–47).

☺ Display [GAK 212](#) and a list of the Beatitudes (Matthew 5:3–12). Help the children understand the Beatitudes. Ask the children each to choose a beatitude and draw or write about how they can live it. Display their work by the list.

JULY THEME

Heavenly Father promises to hear my prayers and answer them. *“Be thou humble; and the Lord thy God shall lead thee by the hand, and give thee answer to thy prayers” (D&C 112:10).*

♪ “[Tell Me, Dear Lord](#)” (CS, 176)

Weekly Gospel Principles

- I can pray to Heavenly Father in the name of Jesus Christ, using proper prayer language ([Primary 2, lesson 10](#); *GP*, chapter 8).
- Heavenly Father heard the prayers of His children in the scriptures (Daniel 6; [Primary 6, lesson 42](#)).
- Heavenly Father heard the prayers of the pioneers ([Primary 5, lessons 41, 42](#); or other pioneer stories).
- Heavenly Father hears and answers my prayers (*FHE*, lesson 7; Dennis E. Simmons, “But If Not . . .,” *Ensign*, May 2004, 73–75; personal experiences of Primary leaders and children).

Sharing Time Ideas

- ☺ Discuss appropriate prayer language. Read the Lord's Prayer (Matthew 6:9–13). Ask, "What are we grateful for?" and "What blessings do we need?" Using the children's answers, write on the chalkboard how we would say it in prayer language. Explain that we begin prayers by addressing Heavenly Father because it is to Him that we are speaking. We close all prayers in the name of Jesus Christ. When a prayer is said for a group of people, we all say "Amen" to show that we agree with the prayer. Sing "I Pray in Faith" (CS, 14).
- ☺ In each class, have the teacher hold one end of several pieces of yarn and have the children hold the other ends. Compare the yarn to our line of communication with Heavenly Father—prayer. We may let go by not praying sincerely, but Heavenly Father never lets go. He wants us to pray. Tell the story of Daniel in the lions' den (Daniel 6; GAK 117). Discuss what we can do to keep our line of communication strong.

AUGUST THEME

As I follow the direction and righteous examples given in the scriptures, the Lord promises me rich blessings. *"And now, . . . I would that ye should remember to search [the scriptures] diligently, that ye may profit thereby; . . . according to the promises which the Lord made unto our fathers"* (Mosiah 1:7).

🎵 "Search, Ponder, and Pray" (CS, 109)

Weekly Gospel Principles

- I can liken the scriptures to myself and to my family (1 Nephi 19:23; "Likening," TNGC, 170–71).
- The scriptures tell how Noah's family was protected through their obedience. I can be protected when I obey (Genesis 6–8; Moses 8:16–30; Primary 6, lesson 8; GP, chapter 22).
- The scriptures teach me that Jesus Christ forgave those who repented. I can be forgiven when I repent (2 Nephi 25:26; Mosiah 27; Primary 3, lesson 22).

- I can be faithful like the stripling warriors (Primary 4, lesson 27; GP, chapter 18).

Sharing Time Ideas

- ☺ Practice "likening" scriptures. Have the children repeat Mosiah 1:7, substituting their own names for "my sons" and "ye." Read scriptures such as 1 Nephi 3:7 and 1 Nephi 15:7–11, and ask the children to think of ways they can liken these scriptures to themselves, such as being obedient like Nephi. Sing "Nephi's Courage" (CS, 120–21).
- ☺ Make a copy of GAK 605. Cut it into six puzzle pieces and hide the pieces around the children's meeting room. List the titles of the following songs on the chalkboard: CS, 14; CS, 98; CS, 99; CS, 106–7; CS, 109; and CS, 146–47. Have the children find the pieces of the puzzle. When a child finds a piece, ask him or her to choose a song from the list. Sing the song, ask the children to identify the principle it teaches, and explain how the principle is an important part of repentance. Put together the puzzle pieces, taping them to the back side of GAK 239. When the puzzle is complete, turn it over to show the picture of Christ. Explain that we come unto Christ when we repent.

SEPTEMBER THEME

The promises taught in the scriptures give me comfort and courage. *"The Lord is my light and my salvation; whom shall I fear?"* (Psalm 27:1).

Weekly Gospel Principles

- Reading the scriptures brings me comfort (Psalms 23–24).
- The scriptures teach me how the people of Alma received comfort in their trials. I can also receive comfort (Mosiah 24:8–15; Primary 4, lesson 13).
- The scriptures teach me that Esther had courage. I can have courage (Esther 2–8; Primary 6, lesson 38).
- The scriptures teach me that the Nephites were guided when they had faith. When I have faith, I can be guided and receive courage to choose the right (Primary 4, lesson 5; GP, chapter 21).

Sharing Time Ideas

- ☺ Invite someone to portray Esther (see “Dramatizations,” *TNGC*, 165–66). Have children guess what special quality she possesses—courage—by singing clues (*CS*, 120–21 [chorus only]; *CS*, 158; *CS*, 159; *CS*, 162). Have “Esther” tell her story (the back of *GAK* 125 may be helpful). Ask children to think of situations where they might need courage.
- ☺ Display a picture of the Liahona (*GAK* 302). As children read the following scriptures, list beneath the picture the things that made the Liahona stop working: 1 Nephi 18:9–12; 1 Nephi 16:28; Alma 37:38–41. Write *Words of Christ* on the chalkboard, and underneath write *Scriptures* and *Holy Ghost*. Read 2 Nephi 32:3 and Alma 37:43–45, and explain that we find the words of Christ in the scriptures and as we listen to the Holy Ghost. Move the picture of the Liahona to the chalkboard, and help the children list some of the things the scriptures teach us we must do so the words of Christ can guide us and give us courage to choose the right: for example, be baptized and receive the gift of the Holy Ghost, read and study the scriptures, love one another. Have the children draw pictures of the Liahona and write on them what they will do to have the Holy Ghost with them. Sing “Listen, Listen” (*CS*, 107) and “Search, Ponder, and Pray” (*CS*, 109).

OCTOBER THEME

Latter-day prophets teach me the way to obtain God’s promises. “What I the Lord have spoken, I have spoken, . . . whether by mine own voice or by the voice of my servants, it is the same” (D&C 1:38).

Weekly Gospel Principles

- In general conference, living prophets teach me that blessings are promised when I choose the right (refer to conference messages in the *Ensign*).
- Prophets teach me that blessings are promised when I strengthen my family (“The Family: A Proclamation to the World,” *Ensign*, Nov. 1995, 102; *Primary* 3, lesson 45).

- Prophets teach me that blessings are promised when I love and serve others (*Primary* 2, lesson 39; *Primary* 3, lesson 37).
- Prophets teach about the importance of missionary work. I can be a missionary now (*Primary* 3, lesson 25).

Sharing Time Ideas

- ☺ Share messages about strengthening families from recent general conferences. Ask the children each to draw a picture of something they learned in general conference that their families could do together. Then have them write brief descriptions and sign their names on their pictures. Tape the pictures together in a mural. While the children sing “Follow the Prophet” (*CS*, 110–11) and songs about families, have them walk past the mural and look at the pictures.
- ☺ Explain that the prophets have asked us to be missionaries. Choose a panel of older Primary children to discuss how we can be missionaries every day (see “Panel Discussions,” *TNGC*, 175–76). Prepare and discuss questions ahead of time with these older children, such as “How can I prepare now to be a missionary?” Write the questions on slips of paper and put them in a jar. Choose children to draw questions out of the jar and ask the panel to answer them. Have the children draw pictures of or write letters to themselves stating what they will do to be missionaries now. Sing “The Things I Do” (*CS*, 170–71).

NOVEMBER THEME

I am thankful for the promises of Heavenly Father and Jesus Christ—Their promises are sure. “Be thankful unto him, and bless his name” (Psalm 100:4).

Weekly Gospel Principles

- I am thankful for all that Heavenly Father gives me (D&C 59:7; *Primary* 2, lesson 24).
- I am thankful for the Savior Jesus Christ (John 3:16; *GP*, chapter 12).

- I am thankful for the blessings I receive as a member of the Church. The gospel teaches me how I should live (*Primary 3, lesson 21*).
- I know I will live with Heavenly Father again if I keep the commandments (*Primary 3, lesson 33; GP, chapter 15*).

Sharing Time Ideas

- ☺ Find six to eight pictures related to different principles from “My Gospel Standards.” Write each principle on a separate piece of paper. Play a game matching the pictures to the papers with the principles (see “Matching Game,” *TNGC, 169*). As the children sing “My Heavenly Father Loves Me” (*CS, 228–29*), pass two *Faith in God* guidebooks among the children. When the music stops, ask the children with the books to try to make a match. When they make a match, ask them to read the standard that teaches that principle. Teach that when we match our lives to living gospel standards, we will be happy.
- ☺ Display the words *Me* and *Heavenly Father* on the wall, leaving space between them. Prepare enough paper strips to build a paper chain between the words. Explain that keeping the commandments and making covenants help us come unto Heavenly Father (see “Covenant,” *TTF, 44*). Have the children sing songs that identify ways they can come unto Heavenly Father, such as *CS, 95; CS, 104; CS, 146–47; CS, 148; CS, 162*. For each way they discover, write a keyword on a paper link and add it to the chain, starting with the word *Me*, until you attach the final link to the words *Heavenly Father*.

DECEMBER THEME

Heavenly Father fulfilled His promise to send a Savior. *“And the angel said unto them, Fear not: for, behold, I bring you good tidings of great joy, which shall be to all people. For unto you is born this day in the city of David a Saviour, which is Christ the Lord”* (Luke 2:10–11).

Weekly Gospel Principles

- Old Testament prophets foretold the coming of the Savior (Isaiah 7:14; 9:6; Zechariah 9:9; *GP, chapter 11*).
- Book of Mormon prophets foretold the birth of Jesus Christ (Alma 7:10; Helaman 14:2–4; 3 Nephi 1:19–20).
- Jesus Christ was born, fulfilling the prophecies (Luke 2:1–20).
- I promise to follow Jesus Christ in faith (2 Nephi 31:10, 12–13).

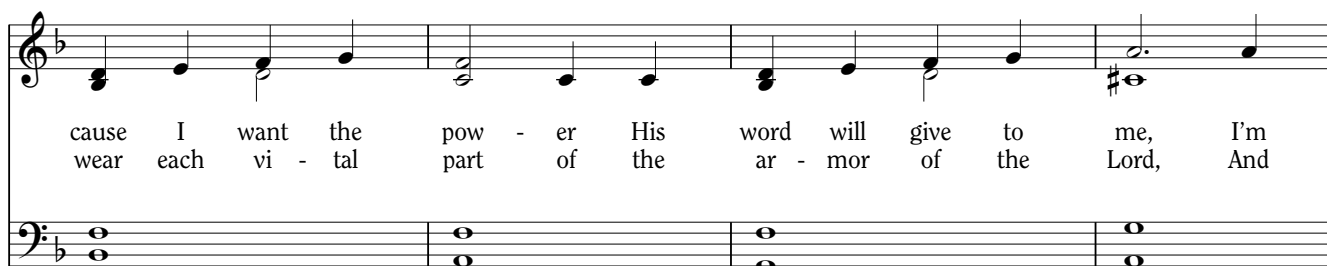


Sharing Time Ideas

- ☺ Display **GAK 113** while reading Isaiah 7:14; 9:6. Then reenact the Nativity (see Luke 2:1–17; Matthew 2:1–12), involving the entire Primary. Choose a narrator, and two people to portray Joseph and Mary. Have the classes represent angels, shepherds, and the Wise Men. Sing Christmas songs.
- ☺ Wrap three pictures as separate gifts to represent the Savior’s life (**GAK 200**), His gospel (**GAK 212**), and His Resurrection (**GAK 239**). Explain that the birth of the Savior was a gift from Heavenly Father. Ask older children in advance to summarize or read scriptures that show us the Nephites knew He would be born (Alma 7:10; 3 Nephi 1:19–20). Choose children to open the gifts, show each picture, tell the story the picture is about, and read the scripture on the back of the picture. Sing a song for each picture (*CS, 34–35; CS, 136; CS, 65*). Have each child write on a card how he or she will follow the Savior in faith, such as by keeping the commandments, being kind, or following the prophet. Have the children wrap the cards as gifts for their families.

SCRIPTURE POWER

Words and music by
Clive Romney

With conviction ♩ = 69-76



© 2004 by Clive Romney. All rights reserved.
This song may be copied for incidental, noncommercial home or church use.
This notice must be included on each copy made.

Scrip - ture pow - er keeps me safe from sin.

Scrip - ture pow - er is the pow - er to win.

Scrip - ture pow - er! Ev - 'ry day I need The

pow - er that I get each time I read. 1. I'll

SHARING TIME PLANNING WORK SHEET

Date: _____

Monthly theme: _____

Weekly gospel principle: _____

How can I introduce the gospel principle? (*“Beginning the Lesson,” TNGC, 93; “Attention Activities,” TNGC, 160*)

How can I teach the gospel principle and involve the children?

- Scriptures (*“Teaching from the Scriptures,” TNGC, 54–59*)

- Songs (*“Music,” TNGC, 172–74; “Using the Songbook,” Children’s Songbook, 300–304*)

- Teaching methods that involve the children (*“Methods of Teaching,” TNGC, 158–84*)

Ways to apply the gospel principle (*“Methods of Teaching,” TNGC, 158–84*)

Conclusion and testimony (*“Concluding the Lesson,” TNGC, 94–95*)

Evaluation: Did we accomplish what we wanted to have happen? How could we improve?

Note: Copies may be made as needed for the Primary presidency and teachers.

CLASS PRESENTATIONS

One sharing time a month should be a class presentation. This is an opportunity for the children in your class to teach a gospel principle to others. The experience will reinforce the principles you have been teaching and allow the children to gain confidence as they participate in a group presentation.

- Teachers and class members plan and present the class presentation.
- The presentation should support one of the weekly gospel principles for that month.
- Interesting ways to teach the gospel principle are referenced in *Teaching, No Greater Call (TNGC)* as listed below.
- The Primary presidency and music leader should be available to assist the class if needed.

TEACHING METHODS

The following is a list of methods that can be used to teach a gospel principle and involve the children in sharing time. (See “Methods of Teaching,” *TNGC*, 158–84.)

Activity Verses	Drawing Activities	Pictures
Application Techniques	Examples	Puppets
Attention Activities	Flannel Boards	Questions
Audiovisual Materials	Games	Readers’ Theaters
Brainstorming	Guest Speakers	Recitations
Buzz Sessions	Lectures	Role Playing
Case Studies	Likening	Roller Boxes
Chalkboards	Maps	Scriptures
Choral Readings	Memorization	Stations
Comparisons and Object Lessons	Music	Stories
Demonstrations	Music with Narratives	Visuals
Dioramas	Overhead Projectors	Work Sheets
Discussions	Panel Discussions	
Dramatizations	Paper Stand-Up Figures	

The annual outline for sharing time and the children’s sacrament meeting presentation is available on the Church’s official Web site at www.lds.org.

THE CHURCH OF
JESUS CHRIST
OF LATTER-DAY SAINTS

ENGLISH

