



HOME OFFICE

statistical bulletin

Statistical Department, Home Office, 1, London Road, London, SE1 7LH

Issue 11/90
£2.50 net

11 April 1990

CITIZENSHIP STATISTICS UNITED KINGDOM 1989

SUMMARY

1. 117,100 people were granted British citizenship in the United Kingdom⁽¹⁾ in 1989, the highest recorded annual figure and substantially more than the 65,000 in both 1987 and 1988. This untypically high number resulted from the processing, by increased numbers of staff, of the large number of citizenship applications received in 1987 before the transitional registration provisions in the British Nationality Act 1981 expired at the end of 1987. Reflecting this, the increased grants in 1989 were mainly made on the basis of residence, and mainly to Commonwealth citizens and citizens of the Republic of Ireland. Grants to Commonwealth citizens increased from 46,900 in 1988 to 83,600 in 1989, the latter including 38,100 grants to citizens of the West Indies and 24,500 to citizens of India and Bangladesh.

Total grants (Table 1 and 3 and Figure 1)

2. Around 117,100 people were granted British citizenship in the United Kingdom in 1989, the highest recorded annual figure, and substantially more than the 65,000 in both 1987 and 1988. This high number resulted from the processing of the large number of applications for citizenship received in 1987 before the transitional entitlements in the British Nationality Act 1981 to register as a British citizen expired at the end of 1987. In total some

(1) See explanatory notes.



A publication of the Government Statistical Service

290,000 citizenship applications were received in 1987, about 5 times the number in 1986. As a result of this very heavy intake, the new Liverpool Nationality Office was established in August 1988; this nearly doubled the total number of caseworkers employed from the latter part of 1988 onwards, on processing the 1987 intake. During this time the Liverpool Nationality Office worked on processing the transitional registration applications (which are relatively more straightforward to process) and has now largely completed them.

3. Earlier, the number of grants increased from around 25,000 a year between 1977 and 1980 to 70,000 a year during 1982-84, reflecting the large numbers of applications received around the time when the British Nationality Act came into force on 1 January 1983. The number fell to 46,000 in 1986, when the total applications processed was reduced by the work involved in the computerisation of some of the administrative procedures, but then increased to 65,000 in 1987 and 1988, reflecting increased productivity from computerisation and the increase in transitional registration applications in 1987.

Grants by basis and nationality (Tables 2, 3 and 4 and Figures 2 and 3)

4. As in previous years, residence in the United Kingdom was the most frequent basis on which people were granted British citizenship in 1989. The number of grants on this basis totalled 82,100, just over two-thirds of the total. This was substantially higher than the 44,500 in 1988, and the highest figure for any year. Most of the increase was among those granted citizenship on the basis of an entitlement rather than at the Home Secretary's discretion and mainly reflected the ending of the transitional entitlements in December 1987. In 1989 a further 22,700 grants were on the basis of the applicants' marriage to a British citizen, considerably more than the 13,100 such grants in 1988, but about the same as the high 1984 figure. 11,800 grants in 1989 were to minor children, considerably more than in 1988, but less than the average of about 13,800 in the years 1981-84.

5. Overall, 73 per cent of total grants in 1989 were on the basis of an entitlement rather than discretionary, a somewhat higher proportion than the 68 per cent in 1988 and considerably higher than the average of 56 per cent during 1983-87. This again reflected the ending of the transitional entitlements.

6. Most of the increase in grants in 1989 was among Commonwealth citizens and citizens of the Republic of Ireland, to whom the transitional registration arrangements applied. Grants to citizens of the West Indies, which had increased from 10,000 to 25,000 between 1986 and 1988, increased further, to 38,100 (32 per cent of total grants) in 1989; 25,800 of these grants were to Jamaicans, very largely on the basis of residence. Grants to citizens of India and Bangladesh increased from 10,800 in 1988 to 24,500 (21 per cent of total grants) in 1989. There were also increases in grants to Old Commonwealth citizens from 1,200 to 3,500, to African Commonwealth citizens from 3,300 to 5,300 and to British Overseas citizens and British Dependent Territory citizens from 3,000 to 5,000. Grants to citizens of the Republic of Ireland increased considerably from 900 in 1988 to 8,800 (8 per cent of total grants) in 1989, mainly on the basis of residence. The number of grants to foreign nationals (excluding Irish citizens) in 1989, at 24,700, was also higher than the relatively low figure of 16,800 in 1988, though not much higher than in 1987. Grants to nationals of Pakistan increased from 4,800 to 7,500. Grants to European nationals, and to South Africans, also increased from the lower 1988 figures but remained below those for 1987. Grants to Vietnamese continued their increase of recent years, and reached 1,300 in 1989.

EXPLANATORY NOTES

1. This bulletin gives the following information on grants of citizenship:

(a) a summary of the grants of British and British overseas citizenship and British subject status in the United Kingdom and of British Dependent Territories citizenship granted in the Dependencies, in each of the years 1983-89 (Table 1). This table does not include figures for the acquisition by Hong Kong British Dependent Territory citizens of British National (Overseas) status, under the Hong Kong (British Nationality) Order 1986. Between 1 July 1987 when the Order came into force, and 31 January 1990, 105,385 British National (Overseas) passports were issued in Hong Kong ;

(b) a summary of the grants of citizenship in the United Kingdom by the main categories for the years 1979-89 (Table 2);

(c) a summary for 1979-89 of the previous nationalities or citizenships of persons granted citizenship in the United Kingdom (Table 3);

(d) a table of grants of British citizenship in the United Kingdom in 1989, analysed by the previous nationality or citizenship and the section of the British Nationality Act 1981 under which citizenship was granted (Table 4). The figures for BDTC (Gibraltar) and stateless in Table 4 refer to persons registered under sections 5 or 36 respectively of the British Nationality Act 1981.

All grants of British citizenship, made since 1983, have been in the United Kingdom.

2. The nationality shown in the first column of Tables 3 and 4 is the one, or in cases of dual nationality the main one, which the person possessed immediately before acquiring British citizenship. As citizens of the Republic of Ireland are treated in the same way as Commonwealth citizens in the naturalisation and registration provisions of the Acts, they have been included in the Commonwealth section of Table 4.

3. The categories shown in Tables 1, 2 and 4 relate to the section of the British Nationality Act 1981 under which citizenship was acquired. The following is a brief summary of the provisions of the relevant sections of the Act:

s.1(3) - entitlement to registration of a minor born in the United Kingdom when one of his parents becomes a British citizen or settled in the United Kingdom.

s.3(1) - discretionary registration of a minor.

s.3(2) - entitlement to registration of a minor less than one year old who was born outside the United Kingdom to parents one of whom was a British citizen by descent.

s.3(5) - entitlement to registration of an overseas-born minor resident in the United Kingdom, one of whose parents was a British citizen by descent.

s.4(2) - entitlement to registration of a British Dependent Territories citizen, a British Overseas citizen, a British subject or a British protected person resident in the United Kingdom.

s.4(5) - discretionary registration on the grounds of Crown Service of a British Dependent Territories citizen, a British Overseas citizen, a British subject or a British protected person.

s.5 - entitlement to registration of a British Dependent Territories citizen from Gibraltar.

s.6(1) - naturalisation of an adult by virtue of residence in the United Kingdom.

s.6(2) - naturalisation of an adult, resident in the United Kingdom, by virtue of marriage to a British citizen.

s.7 - transitional entitlement to registration (which, with minor exceptions, ended on 31 December 1987) of a Commonwealth citizen who is resident in the United Kingdom.

s.8(1) - transitional entitlement to registration (which ended on 31 December 1987) of a woman still married since before 1983 to a man who became a British citizen on commencement of the 1981 Act.

s.8(2) and 8(3) - transitional discretionary registration (which ended on 31 December 1987) of a woman married before 1983 to a man who would have become a British citizen but for his death or renunciation of citizenship.

s.9 - transitional entitlement to registration (which ended on 31 December 1988) of a minor born in a foreign country whose father was or would have been a British citizen.

s.10(1) - entitlement to acquire British citizenship by a person who had renounced citizenship of the United Kingdom and Colonies before 1983.

s.10(2) - discretionary registration of a person connected with the United Kingdom who renounced citizenship of the United Kingdom and Colonies before 1983.

s.13(1) - entitlement to resume British citizenship by a person who renounced it to acquire some other citizenship.

s.13(3) - discretionary registration of a person who has previously renounced British citizenship.

s.36 - entitlement to registration of a stateless person.

Schedule 8 - any applications made before the commencement of the 1981 Act continue to be decided in accordance with the provisions of the previous nationality Acts.

4. Statistics for the years 1962 - 1983 were published annually in "Statistics of persons acquiring Citizenship of the United Kingdom and Colonies" (for 1962-77), "Tables of persons acquiring Citizenship of the United Kingdom and Colonies" (for 1978-82) and "Tables of persons acquiring British Citizenship"

(for 1983), all of which are available from HMSO. Statistics for 1984 to 1988 were published in Statistical Bulletins 21/85, 26/86, 29/87, 12/88 and 9/89. These are available from the Home Office Statistical Department.

5. Enquiries about the figures in the bulletin should be addressed to the Home Office Statistical Department, Lamar House, 40 Wellesley Road, Croydon, Surrey CR0 9YD (Tel: 01-760 2711). Press enquiries should be made to the Home Office Press Office, 50 Queen Anne's Gate, London SW1H 9AT (Tel: 01-273 4610).

6. The following symbols are used in the tables:

- * not applicable
- nil
- + negligible

FIGURE 1
Grants of citizenship in the United Kingdom
by basis of grant, 1979-1989

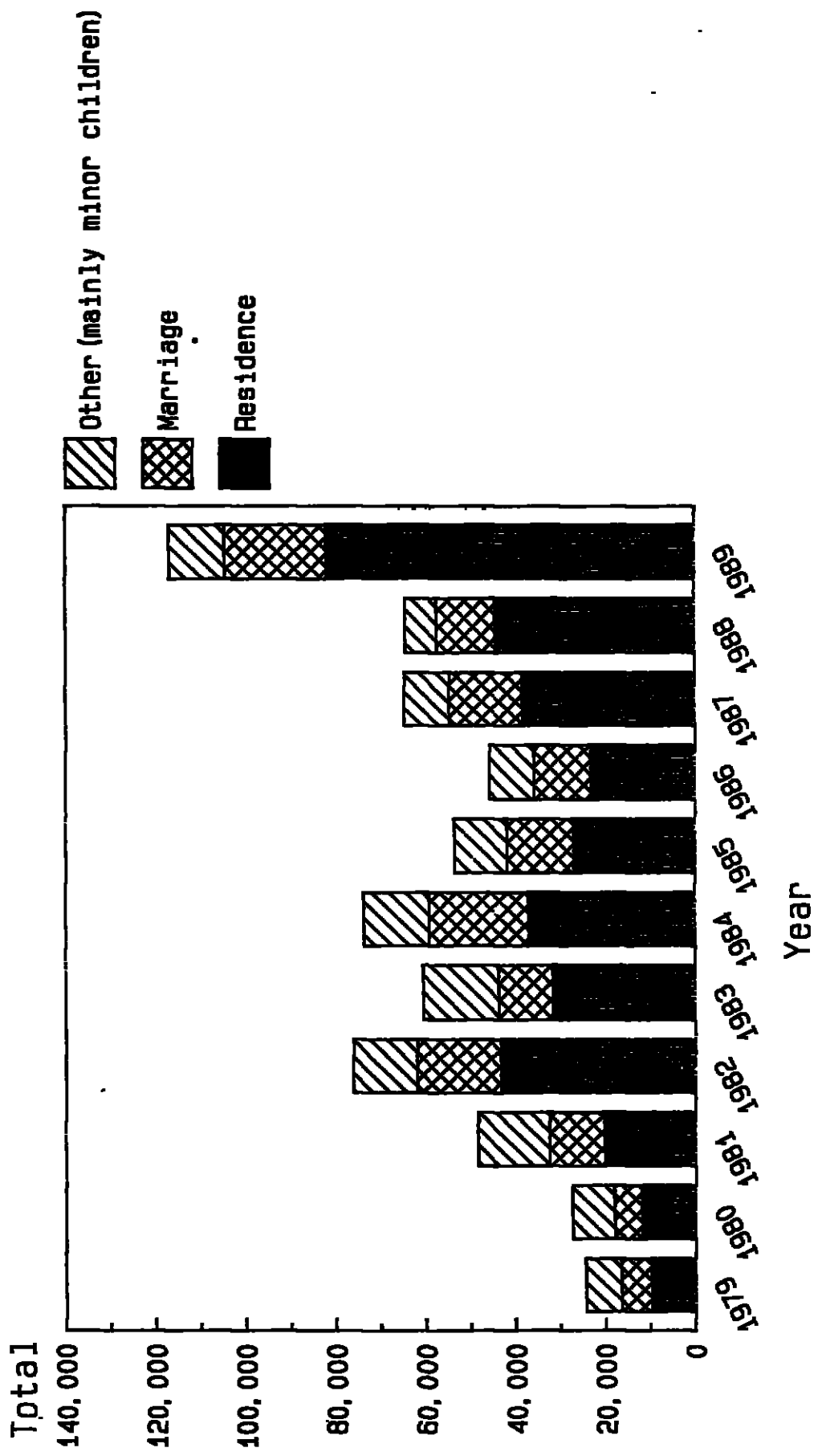


FIGURE 2
Grants of citizenship in the United Kingdom
1983-1989

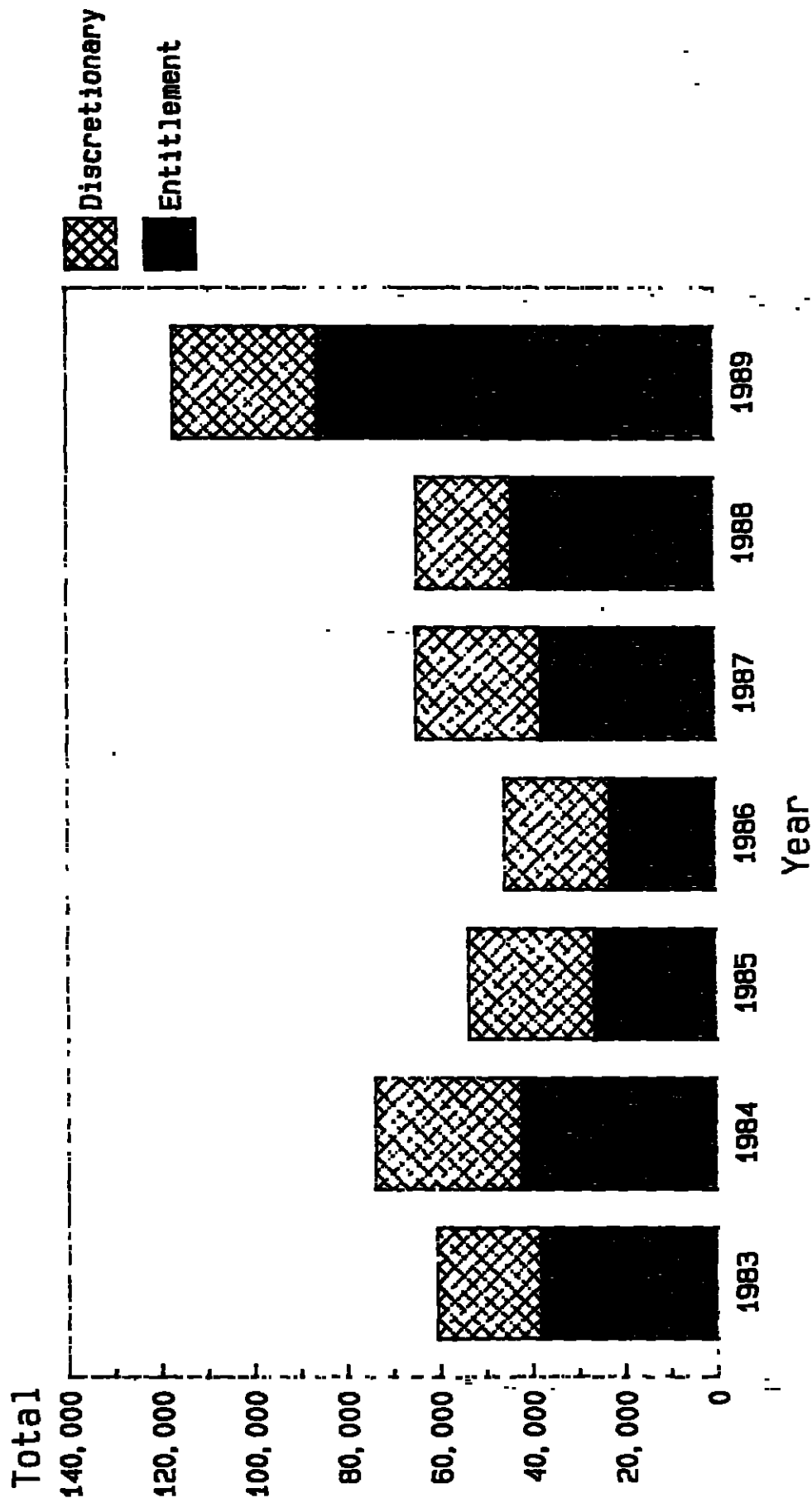


FIGURE 3
Grants of citizenship in the United Kingdom
in 1989, by previous nationality

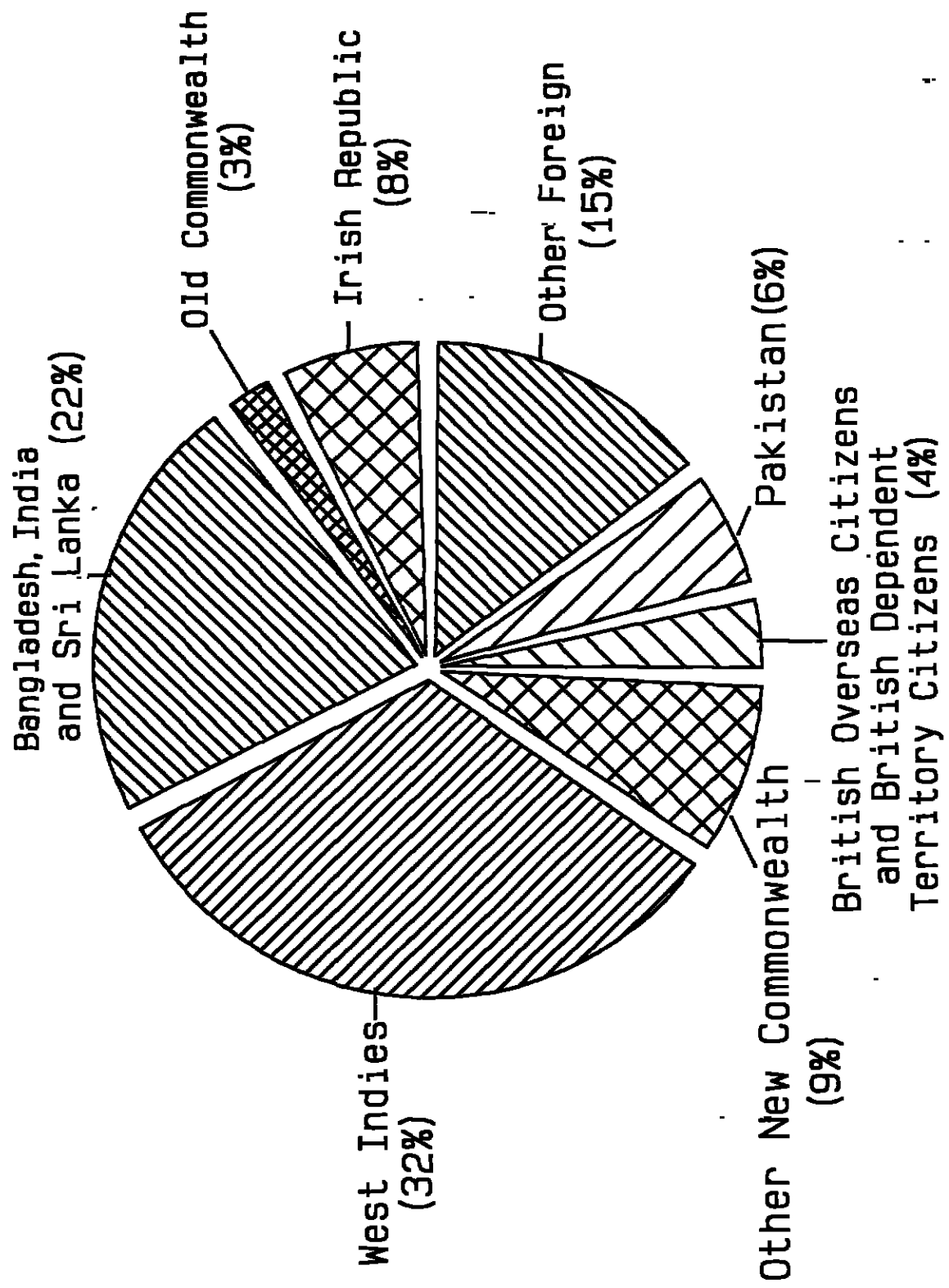


Table 1 Grants of citizenship in the United Kingdom 1983-89

	Number of persons						
<u>BRITISH CITIZENSHIP</u>	1983	1984	1985	1986	1987	1988	1989
<u>All grants</u>	<u>60,691</u>	<u>73,932</u>	<u>52,765</u>	<u>45,872</u>	<u>64,876</u>	<u>64,584</u>	<u>117,129</u>
of which							
<u>DISCRETIONARY</u>							
Married to a British citizen	324	6,620	5,827	5,363	8,281	5,697	8,356
Minors	9,816	13,017	10,145	8,527	8,587	6,053	10,890
Residence qualifications/ relevant employment	12,183	11,839	11,239	8,822	10,181	8,837	11,894
<u>All discretionary</u>	<u>22,323</u>	<u>31,476</u>	<u>27,211</u>	<u>22,712</u>	<u>27,049</u>	<u>20,587</u>	<u>31,080</u>
<u>ENTITLEMENT</u>							
Women married before 1983 to a British citizen	11,867	15,681	9,229	7,399	8,071	7,423	14,384
Minors	1,625	809	889	920	915	370	1,000
Residence qualifications	19,546	25,325	15,758	14,441	28,374	35,668	70,132
Stateless persons	14	26	26	19	10	6	11
Resumption of citizenship	38	59	81	87	79	60	127
Gibraltarians	5,278	606	571	354	378	470	395
<u>All entitlement</u>	<u>38,368</u>	<u>42,506</u>	<u>26,554</u>	<u>23,160</u>	<u>37,827</u>	<u>43,997</u>	<u>86,049</u>
<u>BRITISH OVERSEAS CITIZENSHIP</u>	16	135	185	122	107	85	202
of which							
Wives	14	107	115	90	79	75	172
Minors	2	28	64	32	27	10	29
Stateless persons	-	-	6	-	1	-	1
<u>CITIZENSHIP OF THE BRITISH DEPENDENT TERRITORIES (1)</u>	3,101	3,042	2,637	3,293	3,434	3,792	4,129 (
<u>UNDEVELOPED SUBJECT STATUS</u>	2	11	6	7	4	2	-

- (1) Granted in the Dependent Territories.
 (2) Provisional figure.

(1)

Table 2 Grants of citizenship in the United Kingdom by basis of grant 1979-89

Year of grant	Number of persons				
	Marriage	Minor children	Residence	Other (2)	All grants
1979	6,830	7,771	9,873	112	24,586
1980	6,219	9,264	12,016	37	27,536
1981	12,318	15,853	20,365	57	48,593
1982	18,641	14,133	43,452	52	76,278
1983	12,191	11,441	31,729	5,330	60,691
1984	22,301	13,826	37,164	691	73,982
1985	15,056	11,034	26,997	678	53,765
1986	12,702	9,447	23,263	460	45,872
1987	16,352	9,502	38,555	467	64,876
1988	13,120	6,423	44,505	536	64,584
1989	22,740	11,830	82,026	533	117,129

(1) For 1979-82, the grant was of citizenship of the United Kingdom and Colonies, from 1983 onwards of British citizenship.

(2) From 1983, includes British Dependent Territories citizens from Gibraltar registered as British citizens under s.5 of the 1981 Act.

Table 3 Grants of citizenship in the United Kingdom 1979-89

Previous citizenship or nationality	Thousands										
	1979	1980	1981	1982	1983	1984	1985	1986	1987	1988	1989
	Citizenship of UK & Colon										
All grants	24.6	27.5	48.6	76.3	60.7	74.0	53.8	45.9	64.9	64.6	117.1
Irish Republic	0.3	0.2	0.3	0.5	0.4	0.4	0.4	0.3	0.4	0.9	8.8
Commonwealth total	12.6	11.8	21.1	48.0	37.3	46.0	30.7	26.1	41.5	46.9	83.6
Old Commonwealth	0.3	0.4	0.6	0.9	0.8	1.6	1.4	1.1	1.7	1.2	3.5
Australia	0.1	0.2	0.2	0.3	0.3	0.6	0.5	0.4	0.4	0.3	0.9
Canada	0.1	0.1	0.2	0.3	0.3	0.6	0.5	0.4	0.7	0.5	1.6
New Zealand	0.1	0.1	0.2	0.3	0.2	0.6	0.4	0.3	0.5	0.4	1.0
New Commonwealth	12.3	11.4	20.4	47.1	29.6	42.3	26.4	22.9	37.3	42.5	75.1
Africa	2.3	2.1	2.9	5.1	4.3	5.7	3.8	2.7	3.1	3.3	5.3
Bangladesh, India and Sri Lanka	3.5	3.2	6.1	15.9	10.6	17.4	10.0	7.7	9.5	11.8	26.0
Pakistan (1)	0.7	0.5	0.3	0.2	0.1	+	+	+	+	+	-
West Indies	4.1	4.1	9.1	22.2	14.7	15.6	9.6	10.0	22.0	25.0	38.1
Other Commonwealth	1.8	1.6	3.1	3.8	2.3	3.6	3.0	2.5	2.7	2.4	5.7
British Overseas citizens and British Dependent Territories citizens	* : *	* *	* *	*	6.9	2.1	2.9	2.1	2.5	3.0	5.0
Foreign total	11.7	15.5	27.2	27.8	20.7	27.5	22.6	19.4	23.0	16.8	24.7
European Community	1.0	2.0	4.1	3.0	2.1	2.6	1.9	2.0	2.0	1.0	2.0
Other Europe	1.7	2.7	4.0	3.4	2.5	3.0	2.7	1.6	2.7	1.4	2.1
United States of America	0.2	0.3	0.8	0.7	0.5	0.7	0.7	0.6	0.6	0.4	0.7
Other Americas	0.3	0.4	0.6	0.6	0.5	0.6	0.6	0.5	0.5	0.4	0.6
South Africa	0.9	1.3	2.3	1.9	1.3	2.1	2.3	3.3	3.7	1.8	2.7
Pakistan (1)	4.7	3.8	8.7	10.6	7.7	10.2	6.9	4.9	5.6	4.8	7.5
Other foreign	2.8	5.0	6.7	7.6	6.3	8.3	7.4	6.5	7.9	7.1	9.2

(1) Pakistan was not a Commonwealth country between 1 September 1973 and 1 October 1989, but for some of that period (but not 1989) certain nationals of Pakistan were regarded as Commonwealth citizens for the purpose of applying for registration.

Table 4. Grants of British citizenship in the United Kingdom, 1989

Previous citizenship or nationality	Number of persons									
	Discretionary			Entitlement					Resumption	Total
	residence or relevant employment ss. 4(5), 6(1), Sch. 8	married to a British citizen ss. 6(2), 8(2), (3)	minor children s. 3(1), Sch. 8	residence s. 4(2)[A], 7(1), (2), Sch. 8	married to a British citizen s. 8(1), Sch. 8	Minor children				
					UK-born child s. 1(3)	of a British citizen ss. 3(2), 3(5)	others ss. 4, 9			
Commonwealth [C]										
Antigua	5	1	3	20	-	-	-	-	-	29
Australia	14	18	509	228	78	8	15	-	-	870
Bahamas	2	2	17	5	9	-	1	-	-	36
Bangladesh	753	488	2048	1556	1256	5	2	-	-	6108
Barbados	61	32	15	3842	45	-	-	-	-	3995
Belize	4	1	4	4	3	-	1	-	-	17
Botswana	-	-	1	-	1	-	-	-	-	2
Brunei	3	3	-	1	-	-	-	-	-	7
Canada	27	41	519	535	454	-	3	-	-	1577
Cyprus	179	259	77	266	302	6	-	-	-	1089
Dominica	20	12	7	1044	11	-	-	-	-	1094
Fiji	5	13	9	72	54	-	-	-	3	156
Gambia	3	4	4	64	3	-	-	-	-	78
Ghana	390	153	104	554	46	16	-	-	-	1263
Grenada	56	32	11	1576	14	-	-	-	-	1689
Guyana	81	57	34	747	50	2	-	-	-	971
India	1207	1752	558	11667	3126	48	1	-	1	18360
Irish Republic	17	33	124	8046	563	3	1	-	-	8787
Jamaica	472	209	130	24848	184	-	1	-	-	25844
Kenya	124	140	90	210	169	-	3	-	18	754
Lesotho	-	-	1	-	1	-	-	-	-	2
Malawi	12	11	16	12	8	-	-	-	-	59
Malaysia	142	112	23	206	214	5	-	-	-	702
Malta	8	16	13	441	69	2	-	-	19	568
Mauritius	387	186	27	324	128	6	-	-	-	1098
New Zealand	40	54	341	369	210	-	2	-	-	1016
Nigeria	155	49	67	1461	50	23	-	-	4	1809
Papua New Guinea	-	-	3	-	-	-	-	-	-	3
St Kitts	1	3	4	14	-	-	-	-	-	22
St Lucia	50	24	19	1208	4	-	-	-	-	1305
St Vincent	38	16	12	1045	14	-	-	-	-	1125
Seychelles	22	9	13	80	6	-	-	-	-	130
Sierra Leone	63	15	8	199	13	2	-	-	-	300
Singapore	20	18	13	62	48	2	1	-	2	166
Sri Lanka	469	142	132	686	112	29	-	-	8	1578
Swaziland	-	-	6	-	2	-	-	-	-	8
Tanzania	85	126	39	56	58	-	-	-	1	365
Tonga	-	1	-	2	-	-	-	-	-	3
Tuvalu	-	-	-	-	-	-	-	-	-	-
Trinidad & Tobago	110	54	28	1561	162	-	1	-	16	1932
Uganda	31	15	22	96	14	1	-	-	-	179
Vanuatu	-	-	-	-	-	-	-	-	-	-
Western Samoa	2	-	6	-	-	-	-	-	-	8
Zambia	39	30	36	10	43	1	1	-	1	161
Zimbabwe	38	41	135	47	68	1	16	2	-	348
British Overseas citizens	3	13	54	2821	10	2	-	-	1	2904
British Dependent Territories citizens	18	34	83	1524	15	29	3	-	-	1706
British subjects	1	10	9	1684	116	-	-	-	-	1820
Total Commonwealth [C]	5157	4229	5374	69191	7753	191	52	2	74	92005
Foreign [D]										
Afghanistan	4	1	1	-	1	-	-	-	-	7
Algeria	6	15	3	-	3	-	-	-	-	27
Argentina	8	5	36	-	42	-	1	8	-	100
Austria	6	16	31	-	35	-	3	-	-	91
Bahrain	-	2	3	-	-	-	-	-	-	5
Belgium	4	7	35	-	22	2	4	1	-	75
Bolivia	9	3	1	-	4	-	-	-	-	17
Brazil	5	11	27	-	50	-	3	3	-	101
Bulgaria	3	2	1	-	-	-	-	-	-	6
Burma	41	8	29	-	15	-	-	-	-	95

Table 4 Grants of British citizenship in the United Kingdom, 1989 (cont'd)

Previous citizenship or nationality	Discretionary			Entitlement					Resumption	Total
	residence or relevant employment ss. 4(5), 6(1), Sch. 8	married to a British citizen ss. 6(2), 8(2), (3)	minor children ss. 3(1), Sch. 8	residence ss. 4(2)(A), 7(1), (2), Sch. 8	married to a British citizen ss. 8(1), Sch. 8	Minor children				
						UK-born child ss. 1(3)	of a British citizen ss. 3(2), 3(5)	others ss. 4, 9		
Cambodia	13	3	5	-	-	-	-	-	-	21
Cameroon	-	3	-	-	-	2	-	-	-	5
Cape Verde Islands	-	2	-	-	-	-	-	-	-	2
Chad	-	-	-	-	-	-	-	-	-	-
Chile	24	11	8	-	7	-	1	2	-	53
China	245	71	22	-	19	1	-	-	-	358
Colombia	44	23	15	-	43	-	-	-	-	125
Costa Rica	-	-	5	-	-	-	-	-	-	5
Cuba	2	-	-	-	-	-	-	-	-	2
Czechoslovakia	12	12	2	-	2	-	-	-	-	28
Denmark	1	4	7	-	8	-	3	-	1	24
Dominican Republic	1	3	3	-	2	-	-	-	-	9
Ecuador	1	-	2	-	2	-	1	-	-	6
Egypt	119	98	21	-	10	11	-	-	-	259
El Salvador	5	-	4	-	3	-	-	-	-	12
Equatorial Guinea	-	-	-	-	-	-	-	-	-	-
Eritrea	5	2	-	-	-	-	-	-	-	7
Ethiopia	49	9	19	-	2	-	-	-	-	79
Finland	4	2	9	-	18	2	-	-	-	35
France	20	40	214	-	194	3	24	3	-	498
German Democratic Republic	4	3	7	-	27	-	-	-	-	41
German Federal Republic	11	40	210	-	117	7	7	3	6	401
Greece	37	43	29	-	28	3	1	-	1	142
Guatemala	-	-	1	-	2	-	-	-	-	3
Honduras	-	1	2	-	2	-	-	-	-	5
Hungary	16	34	4	-	7	-	-	-	-	61
Iceland	-	1	1	-	1	-	-	-	-	3
Indonesia	4	6	9	-	14	-	-	-	-	33
Iran	623	339	51	-	27	24	-	-	-	1096
Iraq	153	92	33	-	2	24	-	-	-	304
Israel	31	53	192	-	59	6	14	6	-	361
Italy	25	39	170	-	68	1	13	3	-	319
Ivory Coast	1	-	-	-	-	-	-	-	-	2
Japan	5	1	15	-	3	2	5	-	-	58
Jordan	25	35	22	-	4	12	1	-	-	99
Korea	7	6	3	-	3	1	-	-	-	20
Kuwait	2	2	3	-	2	-	-	-	-	9
Laos	18	-	6	-	-	-	-	-	-	24
Latvia	15	8	-	-	3	-	-	-	-	26
Lebanon	67	48	22	-	7	10	-	-	-	154
Liberia	1	-	3	-	-	-	-	-	-	4
Lithuania	7	15	10	-	-	3	-	-	-	35
Luxembourg	3	3	-	-	-	-	-	-	-	8
Malawi	-	-	-	-	-	-	-	-	-	-
Malaysia	1	11	7	-	26	-	1	-	-	46
Mali	-	1	-	-	-	-	-	-	-	1
Morocco	279	52	28	-	17	-	-	-	-	376
Mozambique	-	1	-	-	-	-	-	-	-	1
Namibia	-	1	-	-	-	-	-	-	-	1
Nepal	13	2	8	-	2	-	-	-	-	25
Netherlands	6	28	44	-	26	-	4	2	2	112
Nicaragua	-	1	1	-	2	-	-	-	-	4
Norway	3	2	47	-	21	1	1	-	7	82
Oman	1	-	-	-	-	-	-	-	-	1
Pakistan	1209	1694	901	-	3628	24	4	-	-	7460
Paraguay	2	-	1	-	3	-	-	-	-	6
Peru	2	16	9	-	26	-	2	1	-	56
Philippines	788	164	126	-	88	1	-	1	-	1168
Poland	183	184	28	-	128	11	-	-	-	534
Portugal	41	29	14	-	43	2	-	-	-	129
Romania	2	8	1	-	1	-	-	-	-	12

Table 4 Grants of British citizenship in the United Kingdom, 1989 (cont'd)

Number of persons

Previous nationality	Discretionary			Entitlement					Rescription	Total
	residence or relevant employment ss. 4(5) 6(1) Sch. 8	married to a British citizen ss. 6(2) 8(2),(3)	minor children s. 3(1) Sch. 8	residence s.4(2)[A] 7(1),(2) Sch. 8	married to a British citizen s. 8(1) Sch. 8	Minor children				
						UK-born child s. 1(3)	of a British citizen ss. 3(2) 5(5)	others ss. 4,9		
Yamalo	-	2	-	-	-	-	-	-	-	2
Saudi Arabia	4	3	4	-	2	1	-	-	-	14
Senegal	-	3	-	-	-	-	-	-	-	3
Sierra Leone	32	7	11	-	2	-	-	-	-	52
South Africa	141	181	1016	-	1173	12	35	114	-	2672
Sri Lanka	19	12	169	-	63	2	6	-	-	271
Sudan	14	8	4	-	2	5	-	-	-	33
Sweden	4	7	54	-	29	6	-	-	8	108
Switzerland	12	24	173	-	135	2	13	-	27	386
Tanzania	25	28	10	-	-	5	-	-	-	68
Taiwan	4	5	3	-	1	1	-	-	-	14
Thailand	18	22	13	-	32	2	-	1	-	88
Togo	-	-	-	-	-	-	-	-	-	-
Tunisia	13	10	8	-	1	1	1	-	-	34
Turkey	225	130	61	-	24	6	-	-	-	446
Union of Soviet Socialist Republics	47	31	2	-	6	1	-	-	-	87
United Arab Emirates	-	1	-	-	-	-	-	-	-	1
United States of America	34	36	453	-	116	30	43	11	1	724
Uruguay	2	2	4	-	3	-	1	-	-	12
Venezuela	6	5	3	-	15	-	1	-	-	30
Vietnam	840	23	440	-	1	-	-	-	-	1304
Yemen Arab Republic	44	12	4	-	5	-	-	-	-	65
Yemen People's Democratic Republic	27	6	3	-	3	-	-	-	-	39
Yugoslavia	53	34	19	-	45	2	-	-	-	153
Zaire	-	2	-	-	1	-	-	-	-	3
British protected persons	1	4	6	914	26	-	-	-	-	951
Certain nationality	954	210	455	27	68	118	45	8	-	1885
Total foreign [D]	6737	4127	5456	941	6651	347	239	169	53	2474
All nationalities	11894	8356	10830	70132	14384	538	291	171	127	116747

A] Includes a few grants to minor children which cannot be individually identified.
 B] In addition, 395 EDTC (Gibraltar) and 11 stateless persons were registered (see explanatory note 1). The total number of grants was therefore 117,129.
 C] Includes Irish Republic (see explanatory note 2).
 D] Excludes Irish Republic.

HOME OFFICE STATISTICAL BULLETINS ISSUED IN THE PAST YEAR.

Issue No	Date	Title	Price
11/89	6. 4.89	Projections of long term trends in the prison population to 1997	£2.50
12/89	6. 4.89	The prison population in 1988	£2.50
13/89	11. 4.89	Statistics of drug addicts notified to the Home Office, United Kingdom, 1988	£2.50
14/89	26. 4.89	Statistics of deaths reported to coroners, England and Wales, 1988	£2.50
15/89	27. 4.89	Statistics of the time taken to process indictable cases in the Magistrates' courts, October 1988	£2.50
16/89	2. 5.89	Statistics on the operation of certain police powers under the Police and Criminal Evidence Act 1984, England and Wales, 1988	£2.50
17/89	3. 5.89	Statistics on the operation of the prevention of terrorism legislation - first quarter 1989	£2.50
18/89	23. 5.89	Statistics on the operation of the Firearms Act 1968 England and Wales 1988	£2.50
19/89	20. 6.89	Reconvictions and recalls of life licensees and mentally disordered offenders: England and Wales, 1987	£2.50
20/89	21. 6.89	Notifiable offences recorded by the police in England and Wales - first quarter 1989: notifiable offences in which firearms were reported to have been used - 1988	£1.50
21/89	21. 6.89	Cautions, court proceedings and sentencing in 1988	£2.50
22/89	27. 6.89	Statistics of domestic proceedings in Magistrates' courts, England and Wales, 1988	£2.50
23/89	29. 6.89	Control of immigration statistics - first quarter 1989	£2.50
24/89	19. 7.89	Statistics of the time taken to process indictable cases in Magistrates' courts: February 1989	£1.50
25/89	20. 7.89	Refugee Statistics, United Kingdom, 1988	£2.50
26/89	27. 7.89	Statistics on the operation of the prevention of terrorism legislation - second quarter 1989	£2.50
27/89	3. 8.89	Criminal careers of those born in 1953 and 1963: variations in sentencing with the number of court appearances.	£2.50
28/89	7. 8.89	Statistics of breath tests, England and Wales 1988	£2.50
29/89	13. 9.89	Notifiable offences recorded by the police, England and Wales, second quarter 1989.	£1.50
30/89	14. 9.89	Statistics of the misuse of drugs; seizures and offenders dealt with, United Kingdom, 1988	£2.50
31/89	14. 9.89	Control of immigration statistics, second quarter 1989.	£2.50
32/89	14. 9.89	Criminal and custodial careers of those born in 1953, 1958 and 1963.	£2.50
33/89	19. 9.89	Summary Probation Statistics, England and Wales, 1988.	£2.50
34/89	27. 9.89	Offences relating to motor vehicles, England and Wales, 1988.	£2.50
35/89	13.10.89	Local government elections, England and Wales, 1989.	£2.50
36/89	31.10.89	Statistics on the operation of the prevention of terrorism legislation, third quarter 1989.	£2.50
37/89	31.10.89	Betting licensing statistics, Great Britain, June 1988 - May 1989.	£2.50
38/89	8.11.89	Statistics of breath tests, England and Wales, second quarter 1989.	£1.50
39/89	29.11.89	Statistics of time taken to process criminal cases in Magistrates' courts: June 1989.	£2.50
40/89	30.11.89	Offences of drunkenness, England and Wales 1988	£2.50
41/89	4.12.89	Demographic changes and the criminal justice system	£2.50
42/89	5.12.89	Criminal proceedings for offences involving violence against children, May 1988.	£2.50
43/89	14.12.89	Notifiable offences recorded by the police in England and Wales - third quarter 1989.	£1.50
44/89	21.12.89	Immigration from the Indian sub-continent - 1988.	£2.50
45/89	21.12.89	Control of immigration statistics - third quarter 1989.	£2.50
46/89	21.12.89	Summary Fire Statistics, United Kingdom, 1988.	£2.50
1/90	17. 1.90	Adjournments in magistrates' courts.	£1.50
2/90	25. 1.90	European parliamentary election expenses, United Kingdom, June 1989.	£2.50
3/90	5. 2.90	Statistics on the operation of the prevention of terrorism legislation, fourth quarter 1989.	£2.50
4/90	7. 2.90	Statistics of breath tests, third quarter 1989.	£1.50
5/90	22. 2.90	Liquor licensing statistics, England and Wales, July 1988 - June 1989	£2.50
6/90	7. 3.90	Statistics on community service orders.	£2.50
7/90	19. 3.90	Statistics of the misuse of drugs: addicts notified to the Home Office, United Kingdom, 1989.	£2.50
8/90	22. 3.90	Control of immigration: statistics - fourth quarter and year 1989	£2.50
9/90	28. 3.90	Statistics of the time taken to process indictable cases in magistrates' courts, October 1989	£2.50
10/90	29. 3.90	Notifiable offences recorded by the police in England and Wales 1989	£1.50

Copies of these bulletins are available from: Research and Statistics Department, Home Office, Lunar House, 40, Wellerley Road, Croydon. CR0 9YD. Tel: 01-760-2850, or by personal application to: Publications Officer, Home Office Library, 50, Queen Anne's Gate, London. SW1N 9AT. Cheques should be made payable to "The Accounting Officer Home Office".