

Issue 10/95

25 May 1995

## PERSONS GRANTED BRITISH CITIZENSHIP UNITED KINGDOM, 1994

### MAIN POINTS:

■ 44,000 persons were granted British citizenship in the United Kingdom in 1994, slightly fewer than in 1993 (paragraph 1).

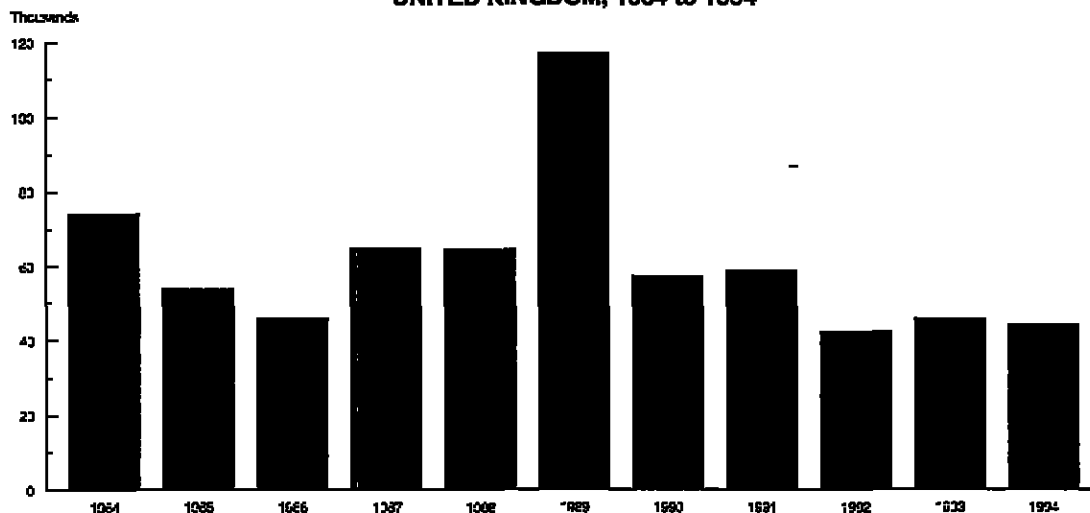
■ 45 per cent were granted on the basis of residence, 35 per cent because of marriage, and 20 per cent were minor children (paragraph 3).

■ Citizens of New Commonwealth countries accounted for under 55 per cent of the total, as in 1993, compared with 65 per cent in 1990 (paragraph 5).

■ The largest nationalities continued to be India (10 per cent), Pakistan (9 per cent) and Bangladesh (6 per cent) (paragraph 5).

Figure 1

GRANTS OF BRITISH CITIZENSHIP IN THE  
UNITED KINGDOM, 1984 to 1994



## **TOTAL GRANTS (Figure 1 and Table 1)**

1. 44,000 persons were granted British citizenship in the United Kingdom in 1994, compared with 46,000 in 1993 and 42,000 in 1992. Just under 6,000 applications were refused in 1994, compared with 8,000 in 1993. The decrease in applications decided in 1994 reflected a reduction in staff to a level appropriate to the number of new applications being received. The number of applications decided exceeded the 48,000 (provisional) applications received in 1994; the latter were 5,000 more than in 1993. Over the last four years the growth in the numbers of persons applying has been about 10 per cent a year.

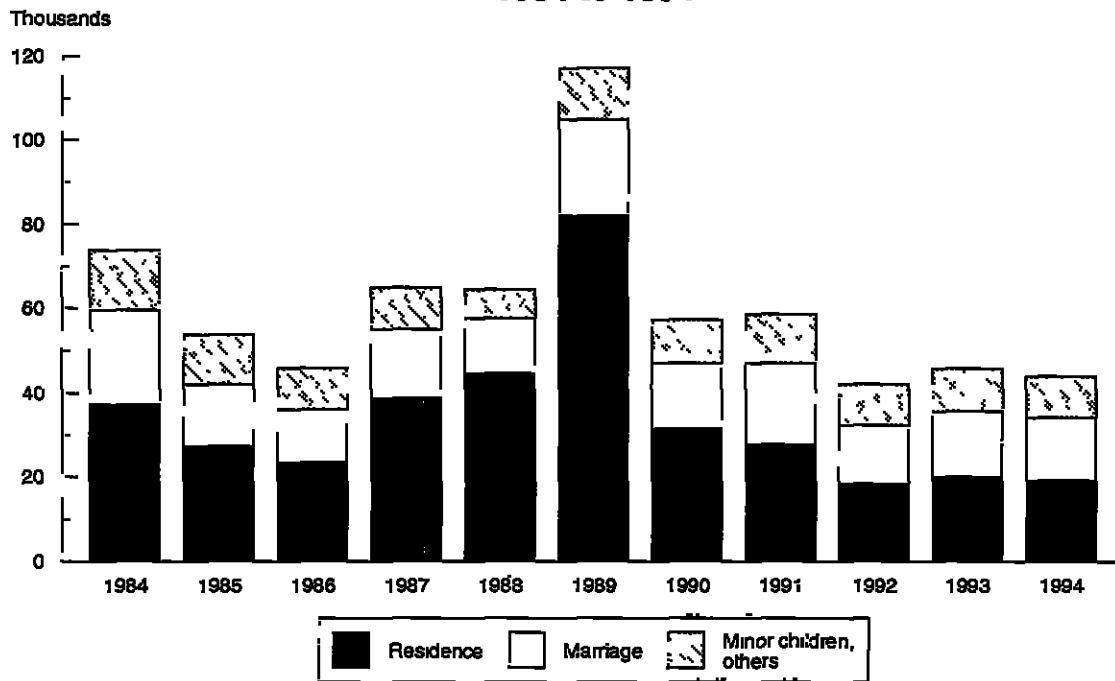
2. These data, and those in the rest of the bulletin apart from Table 5, exclude 5,900 persons granted British citizenship in Hong Kong in 1994 under the British Nationality (Hong Kong) Act 1990. The decrease in the number of such persons since 1992-3 reflected the ending of the first phase of the British Nationality (Hong Kong) Selection Scheme. Under this scheme 50,000 key workers, and their spouses and dependants, will be granted British citizenship.

## **BASIS OF GRANT (Figure 2 and Table 1)**

3. As in previous years, residence in the United Kingdom was the most frequent basis on which persons were granted British citizenship in 1994. The number of such grants was 19,000 or nearly 45 per cent of the total, the same proportion as in 1992-3, compared with a peak of 70 per cent in 1988-9; the proportions in 1992-4 were the lowest for over ten years. The number of grants because of marriage to a British citizen was 15,000 or about 35 per cent of the total, again the same proportion as in 1993, compared with 20 per cent in 1988-9; the proportions in 1992-4 were the highest for over ten years. Most (9,200) of the remaining grants were to minor children who accounted for about 20 per cent of the total, a proportion similar to those for most years since 1982.

**Figure 2**

**GRANTS OF BRITISH CITIZENSHIP IN THE UNITED KINGDOM, BY BASIS OF GRANT, 1984 to 1994**

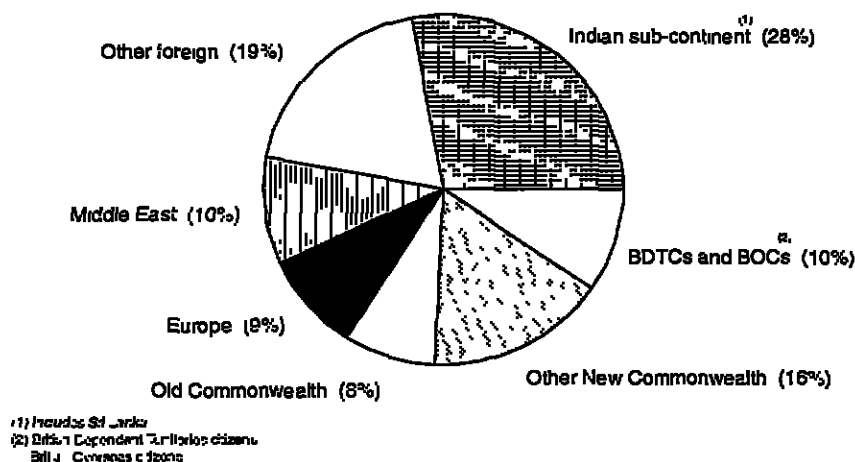


**TYPE OF GRANT (Table 2)**

4. About 85 per cent (40,000) of the grants of British citizenship in 1994 were discretionary, rather than by entitlement. This proportion was much the same as those in 1991-3 and compared with 55 per cent in 1990, 30 per cent on average in 1988-9 and around 40 to 50 per cent in the mid-1980s. The British Nationality Act 1981 reduced greatly the number of persons eligible to claim British citizenship by reason of entitlement. As a consequence nearly 300,000 persons applied in 1987 just before the transitional provisions of the Act ended. The backlog of these 1987 applications was mainly cleared by the beginning of 1991, and therefore subsequently there were relatively few entitlement cases, but more discretionary cases, to be dealt with.

## PREVIOUS NATIONALITY (Figure 3 and Tables 3, 4)

**Figure 3 GRANTS OF BRITISH CITIZENSHIP IN THE UNITED KINGDOM IN 1994, BY PREVIOUS NATIONALITY**



5. Citizens of New Commonwealth countries accounted for under 55 per cent (23,000) of the total number of persons granted British citizenship in 1994, the same proportion as in 1993, compared with 65 per cent in 1990. The largest New Commonwealth nationalities continued to be India (10 per cent of the total), Pakistan (9 per cent), and Bangladesh (6 per cent). In total, the Indian sub-continent (including Sri Lanka) accounted for nearly 30 per cent. Citizens of Old Commonwealth countries (including South Africa) and the Irish Republic comprised only 8 and less than 1 per cent respectively. Citizens of other foreign countries continued to account for under 40 per cent (17,000) of the total, with nationals of European countries (excluding the Irish Republic) comprising 9 per cent, Iran 4 per cent, and Vietnam and USA each 3 per cent.

## **TABLES : CONTENTS**

### **Grants of British citizenship in the United Kingdom**

Table 1	Grants by basis (residence, marriage, etc), 1984-94
Table 2	Grants by type (discretionary, entitlement) and basis, 1990-94
Table 3	Grants by broad groupings of previous nationality, 1990-94
Table 4	Grants by previous nationality, type and category (relevant section of British Nationality Act 1981), 1994

### **Other grants of citizenship**

Table 5	Grants by type of citizenship, 1990-94
---------	--

**Table 1 Grants of British citizenship in the United Kingdom by basis of grant, 1984-94**

Year of grant	Number of persons				
	All grants	Marriage	Minor children	Residence	Other <sup>(1)</sup>
1984	73,982	22,301	13 826	37,164	691
1985	53,765	15,056	11,034	26,997	678
1986	45,872	12,702	9,447	23,263	460
1987	64,876	16,352	9,502	38,555	467
1988	64,584	13,120	6,423	44,505	536
1989	117,129	22,740	11,830	82,026	533
1990	57,271	15,734	9,534	31,328	675
1991	58,642	19,513	10,646	27,534	949
1992	42,243	13,915	9,346	18,203	779
1993	45,793	15,688	9,376	19,866	863
1994	44,033	14,974	9,219	19,097	743

(1) Includes British Dependent Territories citizens from Gibraltar registered as British citizens under s 5 of the British Nationality Act 1981.

**Table 2 Grants of British citizenship in the United Kingdom by type and basis of grant, 1990-94**

Type and basis of grant	Number of persons				
	1990	1991	1992	1993	1994
<b>Discretionary:</b>					
Marrned to a British Citizen	9,953	18,702	13,660	15,595	14,933
Minors	8,609	9,517	7,843	7,774	7,273
Residence qualifications/ relevant employment	13 362	22,273	14,164	16,477	15,591
<b>Total</b>	<b>31,924</b>	<b>50,492</b>	<b>35,667</b>	<b>39,846</b>	<b>37,797</b>
<b>Entitlement:</b>					
Women marrned before 1983 to a British Citizen	5,781	811	255	93	41
Minors	925	1,130	1,503	1,602	1,946
Residence qualifications	17,966	5,260	4,039	3,389	3,506
Stateless persons	5	3	5	5	3
Resumption of citizenship	140	143	137	122	118
Gibraltarians	530	803	637	736	622
<b>Total</b>	<b>25,347</b>	<b>8,150</b>	<b>6,576</b>	<b>5,947</b>	<b>6,236</b>
<b>All grants</b>	<b>57,271</b>	<b>58,642</b>	<b>42,243</b>	<b>45,793</b>	<b>44,033</b>

**Table 3 Grants of British citizenship in the United Kingdom by previous nationality, 1990-94**

	Thousands				
Previous nationality	1990	1991	1992	1993	1994
Irish Republic	4.1	0.5	0.2	0.1	0.1
Commonwealth	41.1	37.9	26.0	28.2	27.1
Old Commonwealth	4.3	3.7	3.8	3.9	3.6
Australia	0.6	0.6	0.7	0.7	0.8
Canada	0.6	0.9	1.1	1.0	0.9
New Zealand	0.5	0.6	0.7	0.7	0.7
South Africa	2.6	1.6	1.3	1.4	1.2
New Commonwealth <sup>(1)</sup>	36.8	34.2	22.1	24.4	23.5
Africa	3.7	4.2	3.0	3.7	4.2
Indian sub-continent <sup>(2)</sup>	21.1	19.9	11.5	13.2	12.2
West Indies	4.9	3.1	1.9	1.9	1.8
British Dependent Territories citizens <sup>(3)</sup>	4.1	4.3	4.3	4.2	4.2
Other NCW countries	3.0	2.7	1.4	1.4	1.1
Foreign	12.1	20.3	16.0	17.4	16.8
European Community	1.4	1.5	1.2	1.1	1.2
Other Europe	2.3	3.4	2.6	2.9	2.8
USA	0.7	0.7	0.9	1.1	1.1
Other Americas	0.4	0.7	0.7	0.7	0.7
Middle East	1.9	3.9	3.8	4.3	4.3
Other foreign	5.4	10.0	6.9	7.3	6.7
All grants	57.3	58.6	42.2	45.8	44.0

(1) Including British Dependent Territories citizens, British Overseas citizens and British subjects.

(2) Including Sri Lanka.

(3) Including British Overseas citizens and British subjects.



**Table 4 Grants of British citizenship in the United Kingdom in 1994 by previous nationality, type and category of grant**

Previous nationality	Total	Discretionary [1]				Entitlement [1]			Number of persons	
		Residence or relevant employment	Marrred to a British citizen	Minor children	Residence	Marrred to a British citizen	UK-born child	Minor children	Others	Resumption
		ss. 4(5) 6(1), sch 8	ss 6(2), 8(2), (3)	s 3(1) sch 8	ss 4(2), 7(1), (2), sch 8	s 8(1) sch 8	s 1(3)	Of a British Citizen ss 3(2), 3(5)	ss 4,9	ss 10, 13
<b>Commonwealth[2]</b>										
Antigua & Barbuda	3	2	-	-	-	-	-	1	-	-
Australia	818	100	106	582	1	1	8	18	-	-
Bahamas	16	2	3	4	-	-	-	-	-	-
Bangladesh	2,727	920	927	852	8	2	15	3	-	-
Barbados	124	60	47	9	3	-	-	5	-	-
Belize	18	6	6	5	-	-	1	-	-	-
Botswana	4	-	-	-	-	-	-	-	-	4
Brunel	1	-	1	-	-	-	-	-	-	-
Canada	901	116	159	612	-	-	7	7	-	-
Cyprus	359	97	220	37	1	-	3	1	-	-
Dominica	69	42	14	4	8	-	1	-	-	-
Fiji	36	10	22	2	-	-	-	2	-	-
Gambia	18	12	6	-	-	-	1	-	-	-
Ghana	1,216	499	350	159	4	-	203	-	-	1
Grenada	57	22	28	6	1	-	-	-	-	-
Guyana	183	69	91	20	1	-	2	-	-	-
India	4,595	1,707	2,276	507	43	9	47	6	-	-
Irish Republic	138	41	52	40	3	1	-	1	-	-
Jamaica	918	415	365	94	33	-	4	5	-	-
Kenya	471	181	168	80	8	1	5	8	-	20
Lesotho	7	3	1	3	-	-	-	-	-	-
Malawi	58	13	19	21	4	-	-	1	-	-
Malaysia	224	98	104	18	1	-	3	-	-	-
Maldives	1	-	1	-	-	-	-	-	-	-
Malta	120	49	49	5	1	1	-	-	-	15
Mauritius	213	106	88	12	3	1	3	-	-	-
Namibia	3	-	-	2	-	-	-	-	-	1
Now Zealand	679	284	163	265	-	-	11	6	-	-
Nigeria	1,472	602	422	143	7	-	294	1	-	3
Pakistan	3,941	940	2,495	430	3	16	54	2	-	-

Table 4 Grants of British citizenship in the United Kingdom in 1994 by previous nationality, type and category of grant

Previous nationality	Total	Discretionary [1]				Entitlement [1]			Number of persons	
		Residence or relevant employment	Married to a British citizen	Minor children	Residence	Married to a British citizen	UK-born child	Minor children	Others	Resumption
		ss 4(5) 6(1), sch 8	ss 6(2), 8(2), (3)	s 3(1) sch. 8	ss 4(2), 7(1), (2), sch 8	s 8(1) sch 8	s 1(3)	ss 3(2), 3(5)	ss 4,9	ss 10, 13
Papua New Guinea	1	-	1	-	-	-	-	-	-	-
St Kitts and Nevis	7	1	5	1	-	-	-	-	-	-
St Lucia	60	34	22	3	1	-	-	-	-	-
St Vincent	48	27	21	-	-	-	-	-	-	-
Seychelles	49	19	23	6	-	-	-	-	-	1
Sierra Leone	122	59	42	8	1	-	12	-	-	-
Singapore	57	13	30	4	-	-	5	1	-	4
South Africa	1,226	296	350	515	-	2	20	40	1	2
Sri Lanka	910	530	192	79	2	1	104	1	-	1
Swaziland	5	-	3	1	-	1	-	-	-	-
Tanzania	269	119	121	24	2	-	1	-	-	2
Togo	3	2	1	-	-	-	-	-	-	-
Trinidad & Tobago	287	125	119	24	4	1	6	2	-	6
Uganda	103	53	22	15	1	-	12	-	-	-
Western Samoa	2	1	1	-	-	-	-	-	-	-
Zambia	169	60	66	36	1	-	3	-	-	3
Zimbabwe	315	112	91	80	-	-	3	19	-	-
British Overseas citizens	1,353	20	8	17	1,305	-	3	-	-	-
British Dependent Territories citizens	2,151 [3]	13	167	117	1,788	-	61	5	-	-
British subjects	94	2	1	-	81	-	-	-	-	-
<b>Total Commonwealth [2]</b>	<b>26,620 [3]</b>	<b>7,892</b>	<b>9,470</b>	<b>4,862</b>	<b>3,329</b>	<b>37</b>	<b>882</b>	<b>135</b>	<b>1</b>	<b>72</b>
<b>Foreign [4]</b>										
Afghanistan	68	41	4	17	-	-	6	-	-	-
Albania	6	2	4	-	-	-	-	-	-	-
Algeria	212	57	138	6	-	-	11	-	-	-
Angola	1	-	1	-	-	-	-	-	-	-
Argentina	59	14	19	22	-	1	1	2	-	-

Table 4 Grants of British citizenship in the United Kingdom in 1994 by previous nationality, type and category of grant

Previous nationality	Total	Discretionary [1]				Entitlement [1]				Number of persons		
		Residence or relevant employment	Married to a British citizen	Minor children	Residence	Married to a British citizen	UK-born child	Minor children	Others	Resumption		
Armenia	6	3	3	-	-	-	-	-	-	-	-	-
Austria	36	6	19	7	-	-	1	1	-	-	-	2
Azerbaijan	1	-	-	-	-	-	1	-	-	-	-	-
Bahrain	11	5	2	2	-	-	2	-	-	-	-	-
Belgium	25	6	11	4	-	-	2	2	-	-	-	-
Benin	2	2	-	-	-	-	-	-	-	-	-	-
Bolivia	19	11	6	2	-	-	-	-	-	-	-	-
Bosnia - Herzegovina	12	7	4	1	-	-	-	-	-	-	-	-
Brazil	128	28	75	17	-	-	3	5	-	-	-	-
Bulgaria	62	9	44	9	-	-	-	-	-	-	-	-
Burkina Faso	2	1	-	1	-	-	-	-	-	-	-	-
Cambodia	21	11	1	5	-	-	4	-	-	-	-	-
Cameroon	24	12	8	-	-	-	4	-	-	-	-	-
Cape Verde	2	1	1	-	-	-	-	-	-	-	-	-
Chad	1	1	-	-	-	-	-	-	-	-	-	-
Chile	107	78	18	11	-	-	-	-	-	-	-	-
China	894	442	346	48	-	-	44	-	-	-	-	-
Colombia	211	109	84	13	-	-	2	3	-	-	-	-
Congo	1	1	-	-	-	-	-	-	-	-	-	-
Costa Rica	8	2	5	1	-	-	-	-	-	-	-	-
Croatia	61	29	30	-	-	-	2	-	-	-	-	-
Czechoslovakia	37	11	22	4	-	-	-	-	-	-	-	-
Denmark	24	7	9	5	-	-	-	2	-	-	-	1
Djibouti	2	1	1	-	-	-	-	-	-	-	-	-
Dominican Republic	12	3	7	2	-	-	-	-	-	-	-	-
Ecuador	7	1	4	2	-	-	-	-	-	-	-	-
Egypt	423	171	191	30	-	-	31	-	-	-	-	-
El Salvador	7	3	2	2	-	-	-	-	-	-	-	-
Equatorial Guinea	1	1	-	-	-	-	-	-	-	-	-	-
Estonia	11	6	5	-	-	-	-	-	-	-	-	-

**Table 4 Grants of British citizenship in the United Kingdom in 1994 by previous nationality, type and category of grant**

Previous nationality	Total	Discretionary [1]			Entitlement [1]			Number of persons		
		Residence or relevant employment	Married to a British citizen	Minor children	Residence	Marrd to a British citizen	UK-born child	Minor children	Others	Resumption
Ethiopia	173	ss 4(5) 6(1), sch 8	ss 6(2), 8(2), (3)	s. 3(1) sch 8	ss. 4(2), 7(1), (2), sch. 8	s. 8(1) sch. 8	s. 1(3)	Of a British Citizen ss. 3(2), 3(5)	ss. 4,9	ss. 10, 13
Finland	14	115	25	22	-	-	11	-	-	-
France	280	4	64	97	-	-	7	37	-	1
Georgia	1	-	1	-	-	-	-	-	-	-
Germany	195	47	63	60	-	1	4	12	-	8
Greece	146	82	44	13	-	1	1	5	-	-
Guatemala	3	1	2	-	-	-	-	-	-	-
Honduras	7	-	1	6	-	-	-	-	-	-
Hungary	80	40	27	12	-	-	1	-	-	-
Iceland	8	4	1	3	-	-	-	-	-	-
Indonesia	22	6	11	6	-	-	-	-	-	-
Iran	1,848	1,196	375	167	-	-	105	2	-	3
Iraq	1,015	588	182	143	-	-	82	-	-	-
Israel	378	110	142	107	-	-	9	10	-	-
Italy	247	84	83	84	-	-	5	11	-	-
Ivory Coast	10	1	4	3	-	-	2	-	-	-
Japan	32	8	12	6	-	-	5	1	-	-
Jordan	238	91	114	27	-	-	6	-	-	-
Kazakhstan	1	-	1	-	-	-	-	-	-	-
Korea	34	9	17	5	-	-	3	-	-	-
Kuwait	24	6	11	6	-	-	-	1	-	-
Laos	27	21	1	5	-	-	-	-	-	-
Latvia	10	7	3	-	-	-	-	-	-	-
Lobanon	357	188	97	46	-	-	26	-	-	-
Libana	14	3	4	6	-	-	1	-	-	-
Libya	195	86	68	30	-	-	16	-	-	-
Lithuania	18	9	9	-	-	-	-	-	-	-
Macedonia	11	7	4	-	-	-	-	-	-	-
Madagascar	3	-	2	1	-	-	-	-	-	-
Mauntania	2	1	1	-	-	-	-	-	-	-

**Table 4 Grants of British citizenship in the United Kingdom in 1994 by previous nationality, type and category of grant**

Previous nationality	Discretionary [1]				Entitlement [1]			Number of passports Resumption	
	Total		Minor children		Married to a British citizen	Minor children			
	Residence or relevant employment	Married to a British citizen	Minor children	UK-born child		Of a British Citizen	Others		
	ss 4(5) 6(1), sch. 8	ss 6(2), 8(2), (3)	s 3(1) sch 8	ss 4(2), 7(1), (2), sch 8	s 8(1) sch 8	s. 1(3)	ss 3(2), 3(5)	ss 4,9	ss 10, 13
Mexico	37	11	17	5	-	-	4	-	-
Moldova	1	-	1	-	-	-	-	-	-
Morocco	725	317	368	30	-	0	1	-	-
Mozambique	6	-	5	1	-	-	-	-	-
Myanmar (Burma)	66	41	15	10	-	-	-	-	-
Nopal	23	13	6	4	-	-	-	-	-
Netherlands	58	10	17	18	-	2	5	-	6
Nicaragua	7	1	4	2	-	-	-	-	-
Norway	42	1	12	17	-	-	2	-	10
Oman	1	-	1	-	-	-	-	-	-
Panama	3	1	1	1	-	-	-	-	-
Peru	65	12	47	4	-	-	2	-	-
Philippines	1,061	420	523	109	-	8	1	-	-
Poland	548	261	230	42	-	15	-	-	-
Portugal	96	30	48	13	-	2	2	-	-
Qatar	2	2	-	-	-	-	-	-	-
Romania	61	19	32	7	-	3	-	-	-
Russian Federation	115	15	83	15	-	2	-	-	-
Saudi Arabia	15	3	3	6	-	3	-	-	-
Senegal	2	-	2	-	-	-	-	-	-
Serbia	22	17	4	1	-	-	-	-	-
Slovenia	5	3	2	-	-	-	-	-	-
Somalia	142	63	24	48	-	9	-	-	-
Spain	101	15	19	51	-	2	14	-	-
Sudan	116	61	30	16	-	9	-	-	-
Surinam	1	1	-	-	-	-	-	-	-
Swodon	26	6	11	3	-	1	3	-	2
Switzerland	189	37	49	73	-	4	16	-	10
Syria	156	68	57	20	-	11	-	-	-
Thailand	262	59	168	31	-	3	1	-	-

**Table 4 Grants of British citizenship in the United Kingdom in 1994 by previous nationality, type and category of grant**

Previous nationality	Total	Discretionary [1]			Entitlement [1]			Number of persons		
		Residence or relevant employment	Married to a British citizen	Minor children	Residence	Married to a British citizen	UK-born child	Mirror children	Others	Resumption
Togo	3	-	-	-	-	-	-	-	-	-
Tunisia	84	14	58	9	-	3	-	-	-	-
Turkey	689	302	321	57	-	9	-	-	-	-
Ukraine	241	168	70	2	1	-	-	-	-	-
Union of Soviet Socialist Republics	37	7	21	8	-	1	-	-	-	-
United Arab Emirates	3	1	-	1	-	1	-	-	-	-
United States of America	1,113	302	341	340	-	64	64	-	-	2
Uruguay	11	5	5	-	-	-	1	-	-	-
Venezuela	37	7	24	3	-	2	1	-	-	-
Vietnam	1,451	1,095	111	245	-	-	-	-	-	-
Yemen	274	117	63	80	1	13	-	-	-	-
Yugoslavia	403	215	161	20	-	6	-	-	-	1
Zaire	10	6	4	-	-	-	-	-	-	-
British Protected Persons	175	5	-	-	170	-	-	-	-	-
Uncertain nationality	407 [5]	179	60	59	1	69	38	1	1	-
<b>Total Foreign [4]</b>	<b>16,779 [5]</b>	<b>7,759</b>	<b>5,463</b>	<b>2,421</b>	<b>177</b>	<b>659</b>	<b>249</b>	<b>1</b>	<b>1</b>	<b>46</b>
<b>All Nationalities</b>	<b>43,399 [3][5]</b>	<b>15,591</b>	<b>14,933</b>	<b>7,273</b>	<b>3,506</b>	<b>1,551</b>	<b>384</b>	<b>2</b>	<b>2</b>	<b>118</b>

[1] Excluding 'Resumption'.

[2] Includes Irish Republic (see explanatory note 2)

[3] In addition, 622 BDTC (Gibraltar) were registered under section 5 of the British Nationality Act 1981

[4] Excludes Irish Republic.

[5] In addition, 12 stateless persons were registered under section 36 of the British Nationality Act 1981

**Table 5 Other grants of citizenship by type of citizenship, 1990-94**

Type of citizenship	Number of persons				
	1990	1991	1992	1993	1994
British citizenship granted in Hong Kong	-	6,609	48,709	41,758	5,872
British Dependent Territories citizenship <sup>(1)</sup>	4,383	16,523	12,116	5,504	12,395 <sup>(2)</sup>
British Overseas citizenship <sup>(3)</sup>	86	37	30	16	6
of which. Wives	73	25	5	3	1
Minors	10	12	20	9	2
Stateless persons	3	-	5	4	2
British subject status	2	1	-	-	-

(1) Granted in the Dependent Territories, mainly Hong Kong

(2) Provisional.

(3) Granted in the United Kingdom.

## **EXPLANATORY NOTES**

1. For the purpose of Table 3, Pakistan and South Africa have been treated as Commonwealth countries throughout despite rejoining the Commonwealth only on 1 October 1989 and 1 June 1994 respectively. The term "foreign" means "non-Commonwealth".

2. The nationality shown in the first column of Tables 3 and 4 is the one, or in cases of dual nationality the main one, which the person possessed immediately before acquiring British citizenship. As citizens of the Republic of Ireland are treated in the same way as Commonwealth citizens in the naturalisation and registration provisions of the Acts, they have been included in the Commonwealth section of Table 4.

3. The categories shown in Tables 1, 2 and 4 relate to the section of the British Nationality Act 1981 under which citizenship was acquired. The following is a brief summary of the provisions of the relevant sections of the Act:

s.1(3) - entitlement to registration of a minor born in the United Kingdom when one of his parents becomes a British citizen or becomes settled in the United Kingdom.

s.3(1) - discretionary registration of a minor.

s.3(2) - entitlement to registration of a minor less than one year old who was born outside the United Kingdom to parents one of whom was a British citizen by descent.

s.3(5) - entitlement to registration of an overseas-born minor resident in the United Kingdom, one of whose parents was a British citizen by descent.

s.4(2) - entitlement to registration of a British Dependent Territories citizen, a British Overseas citizen, a British subject or a British protected person resident in the United Kingdom.

s.4(5) - discretionary registration on the grounds of Crown Service of a British Dependent Territories citizen, a British Overseas citizen, a British subject or a British protected person.

s.5 - entitlement to registration of a British Dependent Territories citizen from Gibraltar.

s.6(1) - naturalisation of an adult by virtue of residence in the United Kingdom.

s.6(2) - naturalisation of an adult, resident in the United Kingdom, by virtue of marriage to a British citizen.



s.7 - transitional entitlement to registration (which, with minor exceptions, ended on 31 December 1987) of a Commonwealth citizen who is resident in the United Kingdom.

s.8(1) - transitional entitlement to registration (which ended on 31 December 1987) of a woman still married since before 1983 to a man who became a British citizen on commencement of the 1981 Act.

s.8(2) and 8(3) - transitional discretionary registration (which ended on 31 December 1987) of a woman married before 1983 to a man who would have become a British citizen but for his death or renunciation of citizenship.

s.9 - transitional entitlement to registration (which ended on 31 December 1988) of a minor born in a foreign country whose father was or would have been a British citizen.

s.10(1) - entitlement to acquire British citizenship by a person who had renounced citizenship of the United Kingdom and Colonies before 1983.

s.10(2) - discretionary registration of a person connected with the United Kingdom who renounced citizenship of the United Kingdom and Colonies before 1983.

s.13(1) - entitlement to resume British citizenship by a person who renounced it to acquire some other citizenship.

s.13(3) - discretionary registration of a person who has previously renounced British citizenship.

s.36 - entitlement to registration of a stateless person.

Schedule 8 - any applications made before the commencement of the 1981 Act continue to be decided in accordance with the provisions of the previous nationality Acts.

4. The following symbols are used in the tables:

\* not applicable

- nil

5. Statistics for the years 1962 - 1983 were published annually in "Statistics of persons acquiring Citizenship of the United Kingdom and Colonies" (for 1962-77), "Tables of persons acquiring Citizenship of the United Kingdom and Colonies" (for 1978-82) and "Tables of persons acquiring British Citizenship" (for 1983), all of which are available from HMSO. Statistics for 1984 and subsequent years were published in the relevant annual Statistical Bulletin. Copies of previous bulletins, and further copies of this bulletin, are available from:

Home Office Research and Statistics Department  
Dissemination Unit, Room 1804  
Lunar House  
40 Wellesley Road  
Croydon  
Surrey CR0 9YD

Telephone 0181-760 2850

Enquiries about the figures should be made to:

Home Office Research and Statistics Department  
S3 Division, Room 1822  
Lunar House  
40 Wellesley Road  
Croydon  
Surrey CR0 9YD

Telephone 0181-760 2301

Press enquiries should be made to:

Home Office Press Office  
50 Queen Anne's Gate  
London SW1H 9AT

Telephone 0171-273 4620

---

**The Home Office  
Research and Statistics Department**

**Mission Statement**

The Research and Statistics Department is an integral part of the Home Office, *serving Ministers and the department, its services, Parliament and the public through research, development and statistics.* Information and knowledge from these sources informs policy development and the management of programmes; their dissemination improves wider public understanding of matters of Home Office concern.

---

HOME OFFICE STATISTICAL BULLETINS ISSUED IN THE PAST YEAR.

Issue No	Date	Title
04/94	24 03.94	Statistics of Mentally Disordered Offenders. England and Wales 1992
05/94	07.04.94	Time Intervals for Indictable Proceedings in Magistrates' Courts - October 1993.
06/94	19.04 94	Notifiable Offences, England and Wales, 1993
07/94	21.04.94	Statistics of Deaths Reported to Coroners: England and Wales 1993.
08/94	29 04 94	The Criminal Histories of Those Cautioned in 1985, 1988 and 1991.
09/94	05 05.94	Control of Immigration Statistics - Third and Fourth Quarters and Year 1993.
10/94	22 06.94	Statistics of Drug Addicts Notified to the Home Office, United Kingdom, 1993.
11/94	10.06.94	Offences of Drunkenness, England and Wales, 1992.
12/94	16 06 94	Persons Granted British Citizenship, United Kingdom, 1993.
13/94	06.06.94	Police Complaints and Discipline, England and Wales, 1993
14/94	17.06.94	Breath test Statistics, England and Wales, 1993
15/94	24.06.94	Operation of Certain Police Powers Under PACE, England and Wales. 1993.
16/94	30.06.94	The Prison Population in 1993 and Long Term Projections to 2001.
17/94	14.07.94	Asylum Statistics, United Kingdom, 1993.
18/94	13 07.94	Life Licensees and Restricted Patients Reconvictions: England and Wales 1991
19/94	20.07.94	Cautions, Court Proceedings and Sentencing, England and Wales, 1993.
20/94	20.07 94	Monitoring of the Criminal Justice Acts 1991 and 1993 - Results from a Special Data Collection Exercise.
21/94	11.08.94	The Ethnic Origin of Prisoners
22/94	19.08.94	Firearm Certificate Statistics, England and Wales, 1993.
23/94	07.09.94	Criminal Appeals, England and Wales, 1993.
24/94	27.09 94	Notifiable Offences, England and Wales, July 1993 to June 1994
25/94	20.10.94	Control of Immigration Statistics UK First and Second Quarters 1994.
26/94	24.10.94	Betting Licensing. Great Britain, June 1993 - May 1994.
27/94	25.10 94	Motoring Offences, England and Wales, 1993
28/94	20.12.94	Statistics of Drugs Seizures and Offenders Dealt With, United Kingdom, 1993.
29/94	21.12.94	Summary Fire Statistics, United Kingdom, 1993.
1/95	22 02.95	Statistics of Mentally Disordered Offenders, England and Wales 1993.
2/95	17.02.95	Statistics on the Operation of the Prevention of Terrorism Legislation - 1994.
3/95	06.03 95	European Parliamentary Election Expenses, United Kingdom, June 1994.
4/95	30 03.95	Projections of Long Term Trends in the Prison Population to 2002.
5/95	11.04 95	Notifiable Offences, England and Wales, 1994.
6/95	20.04.95	Statistics of Deaths Reported to Coroners: England and Wales, 1994.
7/95	27 04 95	Breath Test Statistics, England and Wales, 1994.
8/95	27.04.95	The Prison Population in 1994

Copies of these bulletins are available from: Research and Statistics Department Home Office. Lunar House, 40, Wellesley Road, Croydon CR0 9YD. Tel: 081-760-2850.