


Home Office Statistical Bulletin

Research and Statistics Department
10 Queen Anne's Gate, London SW1H 9AT
Tel: SN 0143 6384



Issue 11/82

17 June 1982

PERSONS GRANTED BRITISH CITIZENSHIP UNITED KINGDOM, 1991

MAIN POINTS:

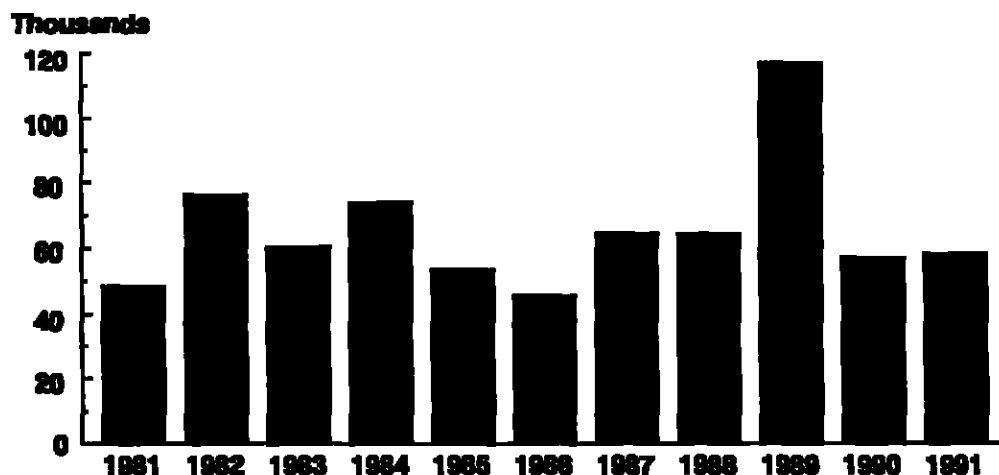
■ 58,600 persons were granted British citizenship in the United Kingdom in 1991, slightly more than in 1990 (paragraph 1).

■ 45 per cent were granted on the basis of residence, 35 per cent because of marriage, and 20 per cent were minor children (paragraph 3).

■ Citizens of New Commonwealth countries accounted for 60 per cent of the total (paragraph 5).

■ The largest nationalities were India (14 per cent), Pakistan (11 per cent) and Bangladesh (6 per cent) (paragraph 5).

Figure 1 GRANTS OF BRITISH CITIZENSHIP IN THE UNITED KINGDOM, 1981 - 1991



TOTAL GRANTS (Figure 1 and Table 1)

1. 58,600 persons were granted British citizenship in the United Kingdom in 1991, 1,400 more than in 1990. Over the last decade or so, the number of grants increased from around 25,000 a year in 1977-80 to an average of 70,000 a year in 1982-4 as a result of the British Nationality Act 1981, which came into force on 1 January 1983. The number was nearly 60,000 a year on average in 1985-8, but rose to an untypically high level of 117,000 in 1989 when extra staff were devoted to clearing the backlog of the more straightforward applications for registration received in 1987 as the main transitional provisions of the 1981 Act came to an end. The number granted in 1990 and 1991 settled at about 58,000 (see Note 1 at the back of the bulletin). Around 30,000 new applications were received in 1991, and the backlog of applications outstanding continued to fall, from 86,000 to 52,000 during the year.

2. These data, and those in the rest of the bulletin apart from Table 5, exclude 6,610 persons granted British citizenship in Hong Kong in 1991 under the British Nationality (Hong Kong) Act 1990.

BASIS OF GRANT (Table 1)

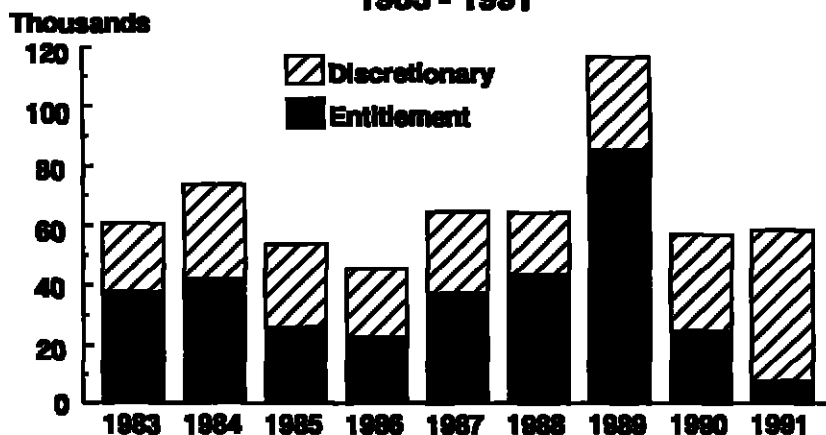
3. As in previous years, a period of residence in the United Kingdom was the most frequent basis on which persons were granted British citizenship in 1991. The number of such grants was 27,500 or just over 45 per cent of the total, compared with a peak of 70 per cent in 1988-9, and the lowest proportion since 1981. The number of grants because of marriage was 19,500 or nearly 35 per cent of the total, compared with 20 per cent in 1988-9, and the highest proportion for at least ten years. Most (10,600) of the remaining grants were to minor children who accounted for nearly 20 per cent of the total, a proportion similar to those for most years since 1982.

TYPE OF GRANT (Figure 2 and Table 2)

4. About 85 per cent (50,500) of the grants of British citizenship in 1991 were discretionary, rather than by entitlement. This proportion compares with 55 per cent in 1990, 30 per cent on average in 1988-9 and around 40 to 50 per cent in the mid-1980s. The British Nationality Act 1981 reduced greatly the number of persons eligible to claim British citizenship by reason of entitlement. As a consequence many such persons applied in 1987 just before the transitional provisions of the Act ended. The backlog of these 1987 applications was mainly cleared by the beginning of 1991, and therefore subsequently there were relatively few entitlement cases, but more

discretionary cases, to be dealt with.


Figure 2 GRANTS OF BRITISH CITIZENSHIP IN THE UNITED KINGDOM, BY TYPE OF GRANT, 1983 - 1991



PREVIOUS NATIONALITY (Figure 3 and Tables 3, 4)

5. Citizens of New Commonwealth countries accounted for nearly 60 per cent (34,000) of the total number of persons granted British citizenship in 1991, compared with around 65 to 75 per cent in the previous five years. The largest nationalities in 1991 were India (14 per cent of the total), Pakistan (11 per cent) and Bangladesh (6 per cent). Citizens of Old Commonwealth countries and the Irish Republic comprised only 4 and 1 per cent respectively, the latter proportion returning to its usual historical level after about 7½ per cent in 1989-90, with nationals of European countries (excluding the Irish Republic) 8 per cent, Vietnam 4 per cent and Iran, Philippines and South Africa each 3 per cent.

Figure 3 GRANTS OF BRITISH CITIZENSHIP IN THE UNITED KINGDOM IN 1991, BY PREVIOUS NATIONALITY



(1) Includes Sri Lanka
 (2) British Dependent Territories citizens, British Overseas citizens

TABLES : CONTENTS

Grants of British citizenship in the United Kingdom

Table 1	Grants by basis (residence, marriage, etc), 1979-91
Table 2	Grants by type (discretionary, entitlement) and basis, 1987-91
Table 3	Grants by broad groupings of previous nationality, 1987-91
Table 4	Grants by previous nationality, type and category (relevant section of British Nationality Act 1981), 1991

Other grants of citizenship

Table 5	Grants by type of citizenship, 1987-91
----------------	---

Table 1 Grants of British citizenship⁽¹⁾ in the United Kingdom by basis of grant

Year of grant	Number of persons				
	All grants	Marriage	Minor children	Residence	Other ⁽²⁾
1979	24,586	6,830	7,771	9,873	112
1980	27,536	6,219	9,264	12,016	37
1981	48,593	12,318	15,853	20,365	57
1982	76,278	18,641	14,133	43,452	52
1983	60,691	12,191	11,441	31,729	5,330
1984	73,982	22,301	13,826	37,164	691
1985	53,765	15,056	11,034	26,997	678
1986	45,872	12,702	9,447	23,263	460
1987	64,876	16,352	9,502	38,555	467
1988	64,584	13,120	6,423	44,505	536
1989	117,129	22,740	11,830	82,026	533
1990	57,271	15,734	9,534	31,328	675
1991	58,642	19,513	10,646	27,534	949

⁽¹⁾ The data for 1979-82 relate to grants of citizenship of the United Kingdom and Colonies.

⁽²⁾ The data for 1983 onwards include British Dependent Territories citizens from Gibraltar registered as British citizens under s.5 of the 1981 Act.

**Table 2 Grants of British citizenship in the United Kingdom
by type and basis of grant, 1987-91**

Type and basis of grant	Number of persons				
	1987	1988	1989	1990	1991
Discretionary:					
Married to a British citizen	8,281	5,697	8,356	9,953	18,702
Minors	8,587	6,053	10,830	8,609	9,517
Residence qualifications/ relevant employment	10,181	8,837	11,894	13,362	22,273
Total	27,049	20,587	31,080	31,924	50,492
Entitlement:					
Women married before 1983 to a British citizen	8,071	7,423	14,384	5,781	811
Minors	915	370	1,000	925	1,130
Residence qualifications	28,374	35,668	70,132	17,966	5,260
Stateless persons	10	6	11	5	3
Resumption of citizenship	79	60	127	140	143
Gibraltarians	378	470	395	530	803
Total	37,827	43,997	86,049	25,347	8,150
All grants	64,876	64,584	117,129	57,271	58,642

**Table 3 Grants of British citizenship in the United Kingdom
by previous nationality, 1987-91**

Previous nationality	Thousands				
	1987	1988	1989	1990	1991
Irish Republic	0.4	0.9	8.8	4.1	0.5
Commonwealth	47.2	51.6	91.1	38.4	36.3
Old Commonwealth	1.7	1.2	3.5	1.6	2.1
Australia	0.4	0.3	0.9	0.6	0.6
Canada	0.7	0.5	1.6	0.6	0.9
New Zealand	0.5	0.4	1.0	0.5	0.6
New Commonwealth ⁽¹⁾	45.5	50.4	87.6	36.8	34.2
Africa	3.1	3.3	5.3	3.7	4.2
Indian sub-continent ⁽²⁾	15.1	16.6	33.5	21.1	19.9
West Indies	22.0	25.0	38.1	4.9	3.1
Other NCW countries	2.7	2.4	5.7	3.0	2.7
British Dependent Territories citizens, British Overseas citi- zens, British subjects	2.5	3.0	5.0	4.1	4.3
Foreign	17.3	12.1	17.3	14.7	21.9
European Community	2.0	1.0	2.0	1.4	1.5
Other Europe	2.7	1.4	2.1	2.3	3.4
USA	0.6	0.4	0.7	0.7	0.7
Other Americas	0.5	0.4	0.6	0.4	0.7
South Africa	3.7	1.8	2.7	2.6	1.6
Other foreign	7.9	7.1	9.2	7.3	13.9
All grants	64.9	64.6	117.1	57.3	58.6

⁽¹⁾ Including British Dependent Territories citizens, British Overseas citizens, British subjects.

⁽²⁾ Including Sri Lanka.

Table 4 Grants of British citizenship in the United Kingdom in 1991 by previous nationality, and type and category of grant

Previous nationality	Total	Discretionary [a]				Entitlement [a]				Number of persons	
		Residence or relevant employment	Married to a British citizen	Minor children	Residence	Married to a British citizen	Minor children		Others		
							UK-born child	Of a British citizen			
		ss. 4(5), 6(1), Sch. 8	ss. 6(2), 8(2), (3)	ss. 3(1), Sch. 8	ss. 4(2), 7(1), (2), Sch. 8	ss. 8(1), Sch. 8	ss. 1(3)	ss. 3(2), 3(5)	ss. 4, 9	ss. 10, 13	
Commonwealth [b]											
Antigua	9	2	3	3	1	-	-	-	-	-	-
Australia	565	54	69	406	7	1	2	26	-	-	-
Bahamas	17	1	8	6	1	-	-	-	-	-	1
Bangladesh	3,628	1,239	1,060	1,036	177	103	13	-	-	-	-
Barbados	245	108	89	7	36	2	-	3	-	-	-
Belize	28	-	15	13	-	-	-	-	-	-	-
Botswana	9	-	1	6	-	-	-	-	-	-	-
Burma	9	2	7	-	-	1	-	1	-	-	-
Canada	918	122	171	604	10	3	4	4	-	-	-
Cyprus	992	377	503	64	19	21	5	3	-	-	-
Dominica	110	41	25	2	42	-	-	-	-	-	-
Fiji	56	19	29	1	7	-	-	-	-	-	-
Gambia	16	7	8	-	1	-	-	-	-	-	-
Ghana	1,178	604	313	157	42	2	60	-	-	-	-
Grenada	128	59	41	11	16	1	-	-	-	-	-
Guyana	366	159	128	38	37	3	1	-	-	-	-
India	8,040	2,925	3,611	629	630	167	44	3	-	-	1
Irish Republic	476	62	114	99	225	15	-	-	-	-	1
Jamaica	1,439	699	443	83	211	1	1	1	-	-	-
Kenya	757	261	329	101	26	17	7	4	-	-	12
Kiribati	1	1	-	-	-	-	-	-	-	-	-
Lesotho	1	-	1	-	-	-	-	-	-	-	-
Malawi	51	16	18	14	1	1	-	-	-	-	1
Malawi	578	285	241	20	17	8	6	1	-	-	1
Malaysia	151	56	53	18	12	1	-	-	-	-	11
Malta											
Mauritius	741	419	273	30	10	3	6	-	-	-	-
New Zealand	606	137	167	271	4	1	4	2	-	-	-
Nigeria	817	363	188	96	84	5	75	-	-	-	6
Pakistan	6,398	2,005	3,193	830	4	318	51	4	-	-	3
St Kitts and Nevis	8	5	1	-	1	1	-	-	-	-	-

Table 4 Grants of British citizenship in the United Kingdom in 1991 by previous nationality, and type and category of grant (continued)

Previous nationality	Discretionary (a)				Entitlement (a)				Resuspension	
	Total	Residence or relevant employment	Married to a British citizen	Minor children	Residence	Married to a British citizen	Minor children			
							US-born child	Of a British citizen		Others
	ss. 4(5), 6(1), Sch. 6	ss. 6(2), 8(2), (3)	ss. 3(1), Sch. 8	ss. 4(2), 7(1), (2), Sch. 8	ss. 8(1), Sch. 6	s. 1(3)	ss. 3(2), 3(5)	ss. 4, 9	ss. 10, 13	
St Lucia	103	44	31	13	14	-	-	-	1	
St Vincent	114	55	33	6	16	-	-	-	-	
Seychelles	87	47	26	13	-	-	-	-	-	
Sierra Leone	226	130	53	19	18	-	-	6	-	
Singapore	111	40	50	10	5	-	-	3	2	
Solomon Islands	6	-	-	2	-	-	-	-	4	
Sri Lanka	1,818	1,049	386	267	29	6	-	75	6	
Swaziland	2	-	-	2	-	-	-	-	-	
Tanzania	425	175	184	45	11	4	-	3	3	
Tonga	1	-	1	-	-	-	-	-	-	
Trinidad & Tobago	511	246	163	35	50	2	-	1	12	
Uganda	171	80	40	25	17	1	-	8	-	
Vanuatu	1	-	-	1	-	-	-	-	-	
Zambia	145	49	65	26	1	-	-	3	1	
Zimbabwe	357	96	107	128	3	9	-	2	1	
British Overseas citizens	1,200	4	7	19	1,163	1	-	6	-	
British Dependent Territories citizens	2,165 (c)	24	75	94	1,918	1	-	49	4	
British subjects	168	6	15	2	142	2	-	1	-	
Total Commonwealth (b)	35,949 (a)	12,123	12,338	5,202	5,010	701		439	70	66
Foreign (d)										
Afghanistan	42	24	7	6	-	-	-	5	-	-
Albania	1	-	1	-	-	-	-	-	-	-
Algeria	139	28	101	8	-	-	-	2	-	-
Argentina	83	19	28	31	-	2	-	1	1	-
Austria	61	15	25	19	-	-	-	1	1	-
Bahrain	13	4	2	7	-	-	-	-	-	-
Belgium	53	13	21	16	-	-	-	-	3	-
Bolivia	27	16	5	6	-	-	-	-	-	-
Bolivia	75	12	40	17	-	1	-	3	2	-
Brazil	13	3	9	1	-	-	-	-	-	-
Bulgaria	13									

Table 4 Grants of British citizenship in the United Kingdom in 1991 by previous nationality, and type and category of grant (continued)

Previous nationality	Total	Discretionary (a)			Entitlement (a)			Resumption	
		Residence or relevant employment	Married to a British citizen	Minor children	Residence	Married to a British citizen	Minor children		
							UK-born child		Others
Burkina Faso	1	1	-	-	-	-	-	-	
Burundi	1	1	-	-	-	-	-	-	
Cambodia	67	45	4	18	-	-	-	-	
Cambodia	10	4	3	2	-	-	-	-	
Cameroun	3	1	2	-	-	-	-	-	
Cape Verde									
Chile	101	46	32	19	-	-	2	-	
China	766	399	316	42	-	-	6	-	
Colombia	196	96	73	24	-	-	3	-	
Congo	2	1	1	-	-	-	-	-	
Costa Rica	2	-	2	-	-	-	-	-	
Cuba	4	3	1	-	-	-	-	-	
Czechoslovakia	52	21	25	6	-	-	-	-	
Denmark	20	5	3	10	-	-	1	-	
Dominican Republic	11	6	4	1	-	-	-	-	
Ecuador	14	3	5	5	-	-	1	-	
Egypt	567	246	241	60	-	-	19	-	
El Salvador	14	5	4	5	-	-	-	-	
Estonia	15	9	6	-	-	-	-	-	
Ethiopia	86	63	16	4	-	-	3	-	
Finland	25	7	11	6	-	-	1	-	
France	319	44	91	148	-	-	4	1	
Germany	277	40	108	108	-	-	4	4	
Greece	197	70	104	21	-	-	-	-	
Guatemala	2	-	1	1	-	-	-	-	
Guinea	2	-	2	-	-	-	-	-	
Guinea Bissau	1	-	1	-	-	-	-	-	
Haiti	2	-	1	1	-	-	-	-	
Honduras	10	2	3	5	-	-	-	-	
Hungary	172	69	97	5	-	-	-	-	
Iceland	4	1	3	-	-	-	-	-	
Indonesia	38	12	22	3	-	-	-	-	
Iran	1,960	1,085	690	131	-	-	51	2	
Iraq	584	299	177	61	-	-	47	-	
Israel	350	80	149	101	-	-	11	-	
Italy	289	66	101	107	-	-	1	-	

Table 4 Grants of British citizenship in the United Kingdom in 1991 by previous nationality, and type and category of grant (continued)

Number of persons

Previous nationality	Total	Discretionary (a)				Entitlement (a)				Resumption
		Residence or relevant employment	Married to a British citizen	Minor children	Residence	Married to a British citizen	Minor children		Others	
							UK-born child	Of a British citizen		
		ss. 4(5), 6(1), Sch. 8	ss. 6(2), 8(2), (3)	ss. 3(1), Sch. 8	ss. 4(2), 7(1), (2), Sch. 8	ss. 6(1), Sch. 8	ss. 1(3)	ss. 3(2), 3(5)	ss. 4, 9	ss. 10, 13
Ivory Coast	6	1	3	2	-	-	4	-	-	-
Japan	39	3	21	8	-	-	5	3	-	1
Jordan	232	69	113	24	-	-	5	-	-	1
Korea	76	27	29	14	-	1	-	-	-	-
Kuwait	14	3	5	4	-	-	-	-	-	-
Laos	44	23	2	20	-	-	-	-	-	-
Latvia	65	35	29	-	-	1	-	-	-	-
Lebanon	382	173	126	64	-	-	19	-	-	-
Liberia	8	2	6	-	-	-	2	-	-	-
Libya	105	30	64	9	-	-	-	-	-	-
Lithuania	24	12	12	-	-	-	-	-	-	-
Luxembourg	3	1	2	-	-	-	-	-	-	-
Madagascar	7	-	2	5	-	-	-	-	-	-
Madagascar (Burma)	6	4	2	-	-	-	-	-	-	-
Mauritania	41	7	19	14	-	1	-	1	-	1
Mexico	641	393	176	69	-	-	3	-	-	-
Morocco	8	-	5	3	-	-	-	-	-	-
Mozambique	120	62	28	30	-	-	-	-	-	-
Nepal	48	32	7	9	-	-	-	-	-	-
Netherlands	66	10	24	27	-	1	1	2	-	1
Nicaragua	4	3	1	-	-	-	-	-	-	-
Norway	76	6	9	50	-	-	2	6	-	3
Oman	1	1	-	-	-	-	-	-	-	-
Panama	5	2	3	-	-	-	-	-	-	-
Paraguay	8	5	3	-	-	-	-	-	-	-
Persia	59	11	34	11	-	2	-	1	-	-
Philippines	1,550	825	549	173	-	-	3	-	-	-
Poland	1,030	511	455	40	-	2	12	2	-	-
Portugal	151	78	57	12	-	-	-	-	-	-
Qatar	1	-	-	1	-	-	-	-	-	-
Romania	37	16	15	6	-	-	-	-	-	-
Russia	1	1	-	-	-	-	-	-	-	-
Rwanda	1	-	1	-	-	-	-	-	-	-
Saudi Arabia	8	5	3	-	-	-	-	-	-	-
Senegal	1	-	1	-	-	-	-	-	-	-

Table 4 Grants of British citizenship in the United Kingdom in 1991 by previous nationality, and type and category of grant (continued)

Previous nationality	Total	Discretionary (a)			Entitlement (a)			Resumption	
		Residence or relevant employment	Married to a British citizen	Minor children	Residence	Married to a British citizen	Minor children		
							UK-born child		Of a British citizen
		ss. 4(5), 6(1), Sch.8	ss. 6(2), 8(2), (3)	ss. 3(1), Sch. 8	ss. 4(2), 7(1), (2), Sch. 8	ss. 8(1), Sch.8	ss. 1(3), 3(2), 3(5)	ss. 4, 9 ss. 10, 13	
Somalia	81	56	12	12	-	-	1	-	
South Africa	1,592	356	420	688	-	58	18	44	
Spain	152	31	30	81	-	1	-	9	
Sudan	96	53	23	15	-	-	5	-	
Surinam	1	-	-	1	-	-	-	-	
Sweden	71	16	15	26	-	1	1	7	
Switzerland	266	29	57	106	-	2	6	9	
Syria	150	69	58	17	-	-	6	-	
Thailand	182	47	114	21	-	-	-	-	
Togo	1	1	-	-	-	-	-	-	
Tunisia	77	18	55	3	-	1	-	-	
Turkey	988	543	306	136	-	-	1	2	
Ukraine	133	83	50	-	-	-	-	-	
USSR	39	11	25	2	-	-	-	1	
United Arab Emirates	2	1	-	1	-	-	-	-	
USA	746	126	158	381	-	6	38	35	
Uruguay	15	8	6	1	-	-	-	-	
Venezuela	45	8	24	12	-	-	1	-	
Vietnam	2,253	1,508	59	686	-	-	-	-	
Yemen	172	111	45	16	-	-	-	-	
Yugoslavia	312	171	126	11	-	3	1	-	
Saife	7	2	1	3	-	-	1	-	
British Protected Persons	228	1	1	5	220	1	-	-	
Uncertain nationality	2,739 (a)	1,667	423	491	31	3	96	28	
Total foreign (d)	21,887 (a)	10,150	6,364	4,315	251	110	396	214	
All nationalities	57,836 (c)(e)	22,273	18,702	9,517	5,260	811	835	284	

(a) Excluding 'Resumption'.

(b) Includes Irish Republic (see explanatory note 3).

(c) In addition, 803 BZTC (Gibraltar) were registered under section 5 of the British Nationality Act 1981.

(d) Excludes Irish Republic.

(e) In addition, 3 stateless persons were registered under section 36 of the British Nationality Act 1981.

**Table 5 Other grants of citizenship by type of citizenship,
1987-91**

Type of citizenship	Number of persons				
	1987	1988	1989	1990	1991
British citizenship, granted in Hong Kong	-	-	-	-	6,609
British Dependent Territories citizenship ⁽¹⁾	3,343	3,792	4,131	4,383	16,650 ⁽²⁾
British Overseas citizenship ⁽³⁾	107	85	202	86	37
Of which: Wives	79	75	172	73	25
Minors	27	10	29	10	12
Stateless persons	1	-	1	3	-
British subject status ⁽³⁾	4	2	-	2	1

⁽¹⁾ Granted in the Dependent Territories.

⁽²⁾ Provisional. The increase in 1991 reflected a rise in the number of applications received in Hong Kong in 1989 following the Tienanman Square incident, and in 1990 before the enactment of the British Nationality (Hong Kong) Act 1990.

⁽³⁾ Granted in the United Kingdom.

EXPLANATORY NOTES

1. The number of grants of British citizenship increased from an average of nearly 60,000 a year in 1985-8 to 117,000 in 1989. This rise resulted from additional staff resources as the new Liverpool Nationality Office supplemented the existing Croydon office and concentrated on processing the large number of transitional registration applications received in 1987. Since then, the work of the Nationality Division has been transferred in stages to Liverpool, and the Croydon office closed at the end of 1991. Despite this upheaval, the backlog of outstanding applications continued to fall in 1990 and 1991.

2. For the purpose of Table 3, Pakistan has been treated as a Commonwealth country throughout despite rejoining the Commonwealth only on 1 October 1989. The term "foreign" means "non-Commonwealth".

3. The nationality shown in the first column of Tables 3 and 4 is the one, or in cases of dual nationality the main one, which the person possessed immediately before acquiring British citizenship. As citizens of the Republic of Ireland are treated in the same way as Commonwealth citizens in the naturalisation and registration provisions of the Acts, they have been included in the Commonwealth section of Table 4.

4. The categories shown in Tables 1, 2 and 4 relate to the section of the British Nationality Act 1981 under which citizenship was acquired. The following is a brief summary of the provisions of the relevant sections of the Act:

s.1(3) - entitlement to registration of a minor born in the United Kingdom when one of his parents becomes a British citizen or becomes settled in the United Kingdom.

s.3(1) - discretionary registration of a minor.

s.3(2) - entitlement to registration of a minor less than one year old who was born outside the United Kingdom to parents one of whom was a British citizen by descent.

s.3(5) - entitlement to registration of an overseas-born minor resident in the United Kingdom, one of whose parents was a British citizen by descent.

s.4(2) - entitlement to registration of a British Dependent Territories citizen, a British Overseas citizen, a British subject or a British protected person resident in the United Kingdom.

s.4(5) - discretionary registration on the grounds of Crown Service of a British Dependent Territories citizen, a British Overseas citizen, a British subject or a British protected person.

s.5 - entitlement to registration of a British Dependent Territories citizen from Gibraltar.

s.6(1) - naturalisation of an adult by virtue of residence in the United Kingdom.

s.6(2) - naturalisation of an adult, resident in the United Kingdom, by virtue of marriage to a British citizen.

s.7 - transitional entitlement to registration (which, with minor exceptions, ended on 31 December 1987) of a Commonwealth citizen who is resident in the United Kingdom.

s.8(1) - transitional entitlement to registration (which ended on 31 December 1987) of a woman still married since before 1983 to a man who became a British citizen on commencement of the 1981 Act.

s.8(2) and 8(3) - transitional discretionary registration (which ended on 31 December 1987) of a woman married before 1983 to a man who would have become a British citizen but for his death or renunciation of citizenship.

s.9 - transitional entitlement to registration (which ended on 31 December 1988) of a minor born in a foreign country whose father was or would have been a British citizen.

s.10(1) - entitlement to acquire British citizenship by a person who had renounced citizenship of the United Kingdom and Colonies before 1983.

s.10(2) - discretionary registration of a person connected with the United Kingdom who renounced citizenship of the United Kingdom and Colonies before 1983.

s.13(1) - entitlement to resume British citizenship by a person who renounced it to acquire some other citizenship.

s.13(3) - discretionary registration of a person who has previously renounced British citizenship.

s.36 - entitlement to registration of a stateless person.

Schedule 8 - any applications made before the commencement of the 1981 Act continue to be decided in accordance with the provisions of the previous nationality Acts.

5. Statistics for the years 1982 - 1983 were published annually in "Statistics of persons acquiring Citizenship of the United Kingdom and Colonies" (for 1962-77), "Tables of persons acquiring Citizenship of the United Kingdom and Colonies" (for 1978-82) and "Tables of persons acquiring British Citizenship" (for 1983), all of which

are available from HMSO. Statistics for 1984 and subsequent years were published in the relevant annual Statistical Bulletin. Copies of previous bulletins, and further copies of this bulletin, are available from the Home Office, Research and Statistics Department, Room 1834, Lunar House, 40 Wellesley Road, Croydon CR0 9YD (Tel: 081-760 2850).

6. Enquiries about the figures in the bulletin should be addressed to the Home Office, Research and Statistics Department, Room 1824, at the address above (Tel: 081-760 2301). Press enquiries should be made to the Home Office, Press Office, 50 Queen Anne's Gate, London, SW1H 9AT (Tel: 071-273-4620).

7. The following symbols are used in the tables:

- * not applicable
- nil.

**The Home Office
Research and Statistics Department**

Mission Statement

The Research and Statistics Department is an integral part of the Home Office, serving Ministers and the department, its services, Parliament and the public through research, development and statistics. Information and knowledge from these sources informs policy development and the management of programmes; their dissemination improves wider public understanding of matters of Home Office concern.
