




Home Office Statistical Bulletin



Research and Statistics Department
50 Queen Anne's Gate, London SW1H 9AT

Issue 6/96

24 April 1996

PERSONS GRANTED BRITISH CITIZENSHIP UNITED KINGDOM, 1995

MAIN POINTS:

■ 41,000 persons were granted British citizenship in the United Kingdom in 1995, slightly fewer than in 1994 (paragraph 2).

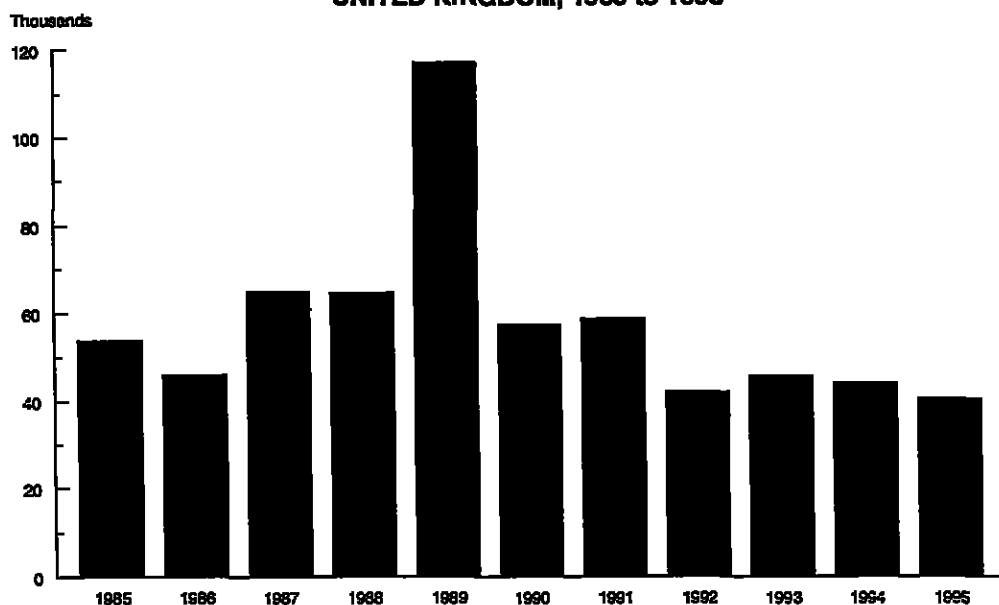
■ 45 per cent were granted on the basis of residence, 30 per cent because of marriage, and 20 per cent were minor children (paragraph 4).

■ Citizens of New Commonwealth countries accounted for under 55 per cent of the total, as in 1994, compared with 65 per cent in 1990 (paragraph 6).

■ The largest nationalities continued to be India (10 per cent), Pakistan (9 per cent) and Bangladesh (6 per cent) (paragraph 6).

Figure 1

GRANTS OF BRITISH CITIZENSHIP IN THE
UNITED KINGDOM, 1985 to 1995

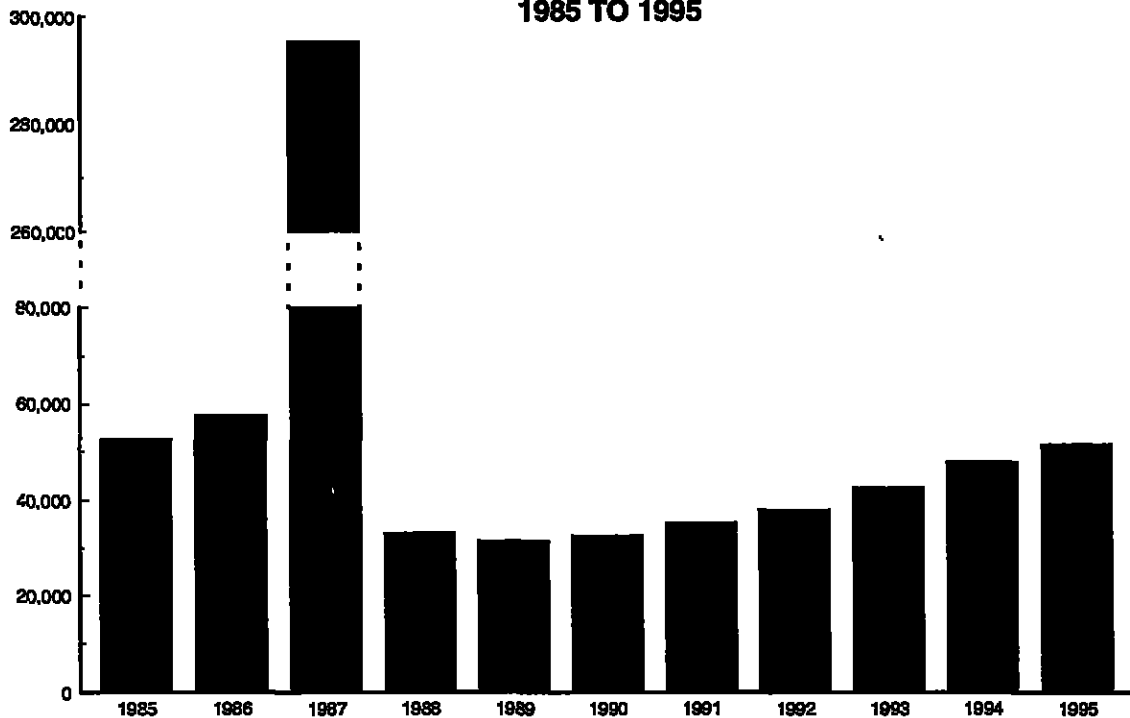


APPLICATIONS RECEIVED (Figure 2)

1. The number of applications received for British citizenship for decision in the United Kingdom increased to 52,000 (provisional figure) in 1995, compared with 48,000 in 1994 and 43,000 in 1993. Over the last five years the growth in the numbers of persons applying has averaged nearly 10 per cent a year. (The large increase in applications received in 1987 - shown in Figure 2 - is described in Explanatory Note 1).

Figure 2

APPLICATIONS RECEIVED IN THE UNITED KINGDOM FOR BRITISH CITIZENSHIP 1985 TO 1995



TOTAL GRANTS (Figure 1 and Table 1)

2. Nearly 41,000 persons were granted British citizenship in the United Kingdom in 1995, compared with 44,000 in 1994 and 46,000 in 1993. About 5,000 applications were refused in 1995, compared with 5,900 in 1994. The decrease in applications decided in 1995 reflected a reduction in staff during 1994. Staff numbers are now being increased to deal with the rising trend of new applications.

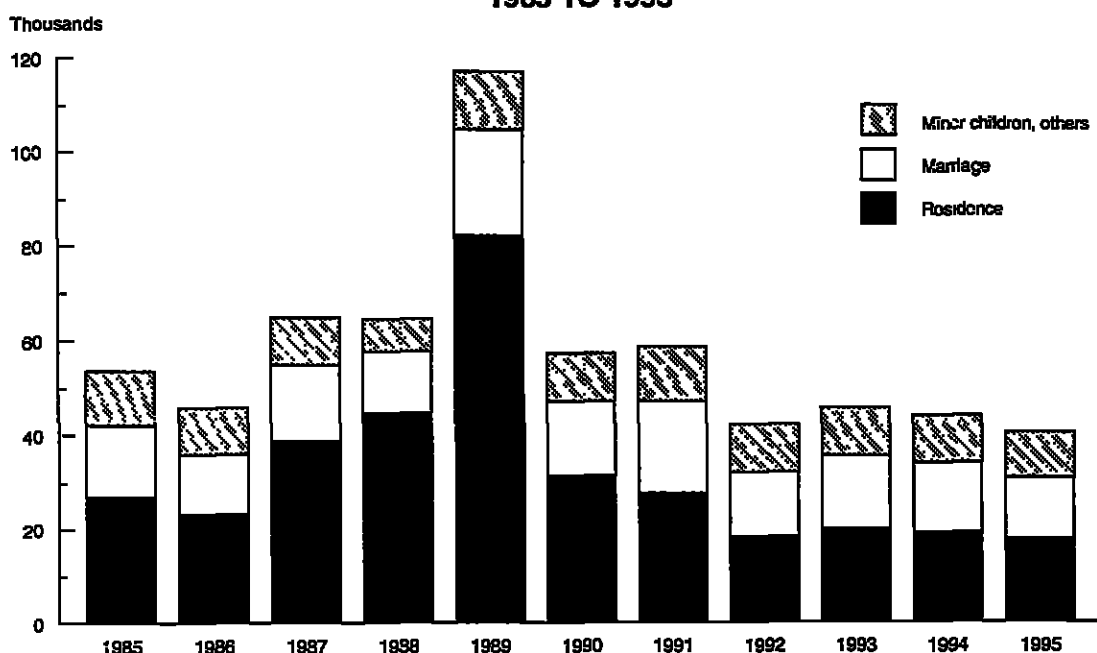
3. These data, and those in the rest of the bulletin apart from Table 5, exclude 26,000 persons granted British citizenship in Hong Kong in 1995 under the British Nationality (Hong Kong) Act 1990. The increase in the number of such persons compared with 1994 reflected the onset of the second phase of the British Nationality (Hong Kong) Selection Scheme. Under this scheme up to 50,000 key workers, and their spouses and dependants, will be granted British citizenship.

BASIS OF GRANT (Figure 3 and Table 1)

4. Residence in the United Kingdom continued to be the most frequent basis on which persons were granted British citizenship in 1995. The number of such grants was 18,000 or nearly 45 per cent of the total, the same proportion as in 1992-4, compared with a peak of 70 per cent in 1988-9; the proportions in 1992-5 were the lowest for over ten years. The number of grants because of marriage to a British citizen was 13,000 or over 30 per cent of the total, similar to the proportions in 1991-4, compared with 20 per cent in 1988-9; the proportions in 1991-5 were the highest for over ten years. Most (9,000) of the remaining grants were to minor children who accounted for over 20 per cent of the total, a proportion similar to those for most years since 1982.

Figure 3

GRANTS OF BRITISH CITIZENSHIP IN THE UNITED KINGDOM, BY BASIS OF GRANT, 1985 TO 1995



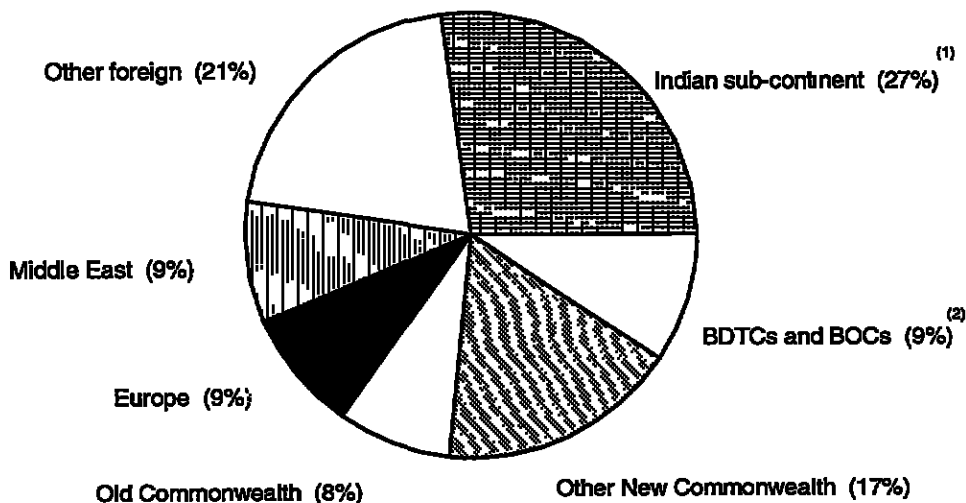
TYPE OF GRANT (Table 2)

5. Some 85 per cent (34,000) of the grants of British citizenship in 1995 were discretionary, rather than by entitlement. This proportion has remained little changed since 1991, compared with 55 per cent in 1990, 30 per cent on average in 1988-9 and around 40 to 50 per cent in the mid-1980s. The British Nationality Act 1981 reduced greatly the number of persons eligible to claim British citizenship by reason of entitlement. The resulting backlog arising from the large increase in applications received in 1987 - see Explanatory Note 1 - was mainly cleared by the beginning of 1991, and therefore subsequently there were relatively few entitlement cases, but more discretionary cases, to be dealt with.

PREVIOUS NATIONALITY (Figure 4 and Tables 3, 4)

Figure 4

GRANTS OF BRITISH CITIZENSHIP IN THE UNITED KINGDOM IN 1995, BY PREVIOUS NATIONALITY (Total number of persons 40,516)



(1) Includes Sri Lanka
(2) British Dependent Territories citizens
British Overseas citizens

6. Citizens of New Commonwealth countries accounted for under 55 per cent (22,000) of the total number of persons granted British citizenship in 1995, the same proportion as in 1993-4, compared with 65 per cent in 1990. The largest New Commonwealth nationalities continued to be India (10 per cent of the total), Pakistan (9 per cent), and Bangladesh (6 per cent). In total, the Indian sub-continent (including Sri Lanka) accounted for over 25 per cent. Citizens of Old Commonwealth countries (including South Africa) comprised only 8 per cent. Citizens of other foreign countries continued to account for under 40 per cent (15,000) of the total, with nationals of European countries (excluding the Irish Republic) comprising 9 per cent, Nigeria and Iran each 4 per cent, and Vietnam, Ghana and USA each 3 per cent.

TABLES : CONTENTS

Grants of British citizenship in the United Kingdom

Table 1	Grants by basis (residence, marriage, etc), 1985-95
Table 2	Grants by type (discretionary, entitlement) and basis, 1991-95
Table 3	Grants by broad groupings of previous nationality, 1991-95
Table 4	Grants by previous nationality, type and category (relevant section of British Nationality Act 1981), 1995

Other grants of citizenship

Table 5	Grants by type of citizenship, 1991-95
---------	--

Table 1 Grants of British citizenship in the United Kingdom by basis of grant, 1985-95

Year of grant	Number of persons				
	All grants	Marriage	Minor children	Residence	Other ⁽¹⁾
1985	53,765	15,056	11,034	26,997	678
1986	45,872	12,702	9,447	23,263	460
1987	64,876	16,352	9,502	38,555	467
1988	64,584	13,120	6,423	44,505	536
1989	117,129	22,740	11,830	82,026	533
1990	57,271	15,734	9,534	31,328	675
1991	58,642	19,513	10,646	27,534	949
1992	42,243	13,915	9,346	18,203	779
1993	45,793	15,688	9,376	19,866	863
1994	44,033	14,974	9,219	19,097	743
1995	40,516	13,131	8,992	17,807	586

(1) Includes British Dependent Territories citizens from Gibraltar registered as British citizens under s.5 of the British Nationality Act 1981.

Table 2 Grants of British citizenship in the United Kingdom by type and basis of grant, 1991-95

Type and basis of grant	Number of persons				
	1991	1992	1993	1994	1995
Discretionary:					
Married to a British Citizen	18,702	13,660	15,595	14,933	13,103
Minors	9,517	7,843	7,774	7,273	6,643
Residence qualifications/ relevant employment	22,273	14,164	16,477	15,591	14,580
Total	50,492	35,667	39,846	37,797	34,326
Entitlement:					
Women married before 1983 to a British Citizen	811	255	93	41	28
Minors	1,130	1,503	1,602	1,946	2,349
Residence qualifications	5,260	4,039	3,389	3,506	3,227
Stateless persons	3	5	5	3	8
Resumption of citizenship	143	137	122	118	126
Gibraltarians	803	637	736	622	452
Total	8,150	6,576	5,947	6,236	6,190
All grants	58,642	42,243	45,793	44,033	40,516

Table 3 Grants of British citizenship in the United Kingdom by previous nationality, 1991-95

Previous nationality	Thousands				
	1991	1992	1993	1994	1995
Irish Republic	0.5	0.2	0.1	0.1	0.2
Commonwealth	37.9	26.0	28.2	27.1	25.1
Old Commonwealth	3.7	3.8	3.9	3.6	3.3
Australia	0.6	0.7	0.7	0.8	0.9
Canada	0.9	1.1	1.0	0.9	0.8
New Zealand	0.6	0.7	0.7	0.7	0.7
South Africa	1.6	1.3	1.4	1.2	0.9
New Commonwealth ⁽¹⁾	34.2	22.1	24.4	23.5	21.8
Africa	4.2	3.0	3.7	4.2	4.3
Indian sub-continent ⁽²⁾	19.9	11.5	13.2	12.2	10.9
West Indies	3.1	1.9	1.9	1.8	1.6
British Dependent Territories citizens ⁽³⁾	4.3	4.3	4.2	4.2	3.8
Other NCW countries	2.7	1.4	1.4	1.1	1.0
Foreign	20.3	16.0	17.4	16.8	15.3
European Economic Area ⁽⁴⁾	1.5	1.2	1.1	1.3	1.1
Other Europe	3.4	2.6	2.9	2.6	2.4
USA	0.7	0.9	1.1	1.1	1.0
Other Americas	0.7	0.7	0.7	0.7	0.7
Middle East	3.9	3.8	4.3	4.3	3.5
Other foreign	10.0	6.9	7.3	6.7	6.5
All grants	58.6	42.2	45.8	44.0	40.5

(1) Including British Dependent Territories citizens, British Overseas citizens and British subjects.

(2) Including Sri Lanka.

(3) Including British Overseas citizens and British subjects.

(4) European Community prior to 1994.

Table 4 Grants of British citizenship in the United Kingdom in 1995 by previous nationality, type and category of grant

Previous nationality	Total	Discretionary [1]				Entitlement [1]				Number of persons	
		Residence or relevant employment	Married to a British citizen	Minor children	Residence	Married to a British citizen	UK-born child	Minor children	Others	Resumption	
		ss. 4(5) 6(1), sch. 8	ss. 6(2), 8(2), (3)	s 3(1) sch. 8	ss. 4(2), 7(1), (2), sch. 8	s. 8(1) sch. 8	s 1(3)	Of a British Citizen ss 3(2), 3(5)	ss 4,9	ss. 10, 13	
Commonwealth[2]											
Antigua & Barbuda	6	2	1	2	-	-	-	1	-	-	-
Australia	931	123	128	635	-	-	16	29	-	-	20
Bahamas	29	3	1	4	-	-	-	1	-	-	-
Bangladesh	2,244	822	769	628	5	3	12	5	-	-	-
Barbados	82	42	23	11	1	-	1	4	-	-	-
Belize	21	1	9	11	-	-	-	-	-	-	-
Botswana	12	3	1	4	-	-	-	1	-	-	3
Brunei	1	1	-	-	-	-	-	-	-	-	-
Canada	770	123	133	499	-	-	3	12	-	-	-
Cameroon	10	5	4	1	-	-	-	-	-	-	-
Cyprus	388	127	178	23	-	1	6	3	-	-	-
Dominica	54	33	18	1	2	-	-	-	-	-	-
Fiji	39	11	22	4	-	-	1	-	-	-	1
Gambia	26	10	11	1	-	-	4	-	-	-	-
Ghana	1,207	560	285	158	-	1	203	-	-	-	-
Grenada	42	21	18	1	2	-	-	-	-	-	-
Guyana	139	37	81	20	1	-	-	-	-	-	-
India	3,995	1,517	1,876	481	16	8	94	3	-	-	-
Irish Republic	165	64	46	52	1	-	1	1	-	-	-
Jamaica	988	414	333	115	19	-	4	3	-	-	-
Kenya	472	155	179	89	4	1	7	7	-	-	30
Lesotho	1	-	1	-	-	-	-	-	-	-	-
Malawi	25	8	7	8	-	-	-	-	-	-	2
Malaysia	181	73	86	12	-	1	9	-	-	-	-
Malta	94	42	39	3	-	-	2	-	-	-	8
Mauritius	265	115	126	13	1	-	10	-	-	-	-
Mozambique	9	3	6	-	-	-	-	-	-	-	-
Namibia	1	-	-	-	-	-	-	-	-	-	1
New Zealand	689	264	170	236	-	-	7	12	-	-	-
Nigeria	1,781	691	497	173	4	-	414	-	-	-	2

Table 4 Grants of British citizenship in the United Kingdom in 1995 by previous nationality, type and category of grant

Previous nationality	Discretionary [1]				Entitlement [1]			Number of persons	
	Total		Residence or relevant employment		Married to a British citizen		Minor children		Resumption
	Residence or relevant employment	Married to a British citizen	Minor children	Residence	Married to a British citizen	UK-born child	Minor children	Others	
	ss. 4(5) 6(1), sch. 8	ss. 6(2), 8(2), (3)	s. 3(1) sch. 8	ss. 4(2), 7(1), (2), sch 8	s. 8(1) sch. 8	s. 1(9)	Of a British Citizen ss 3(2), 3(5)	ss. 4,9	ss. 10, 13
Pakistan	3,640	872	2,346	349	2	11	57	2	1
Papua New Guinea	2	-	1	1	-	-	-	-	-
St. Kitts and Nevis	3	1	2	-	-	-	-	-	-
St. Lucia	72	31	27	11	2	-	1	-	-
St. Vincent	44	28	14	3	1	-	-	-	-
Seychelles	62	41	13	8	-	-	-	-	-
Sierra Leone	145	61	61	14	-	-	19	-	-
Singapore	51	14	22	5	-	-	5	3	2
South Africa	894	286	232	330	-	-	17	29	-
Sri Lanka	1,066	633	151	104	3	-	173	1	1
Swaziland	5	1	2	2	-	-	-	-	-
Tanzania	185	85	86	20	1	-	2	-	1
Tonga	1	-	1	-	-	-	-	-	-
Trinidad & Tobago	255	87	114	37	-	-	6	3	8
Tuvalu	2	-	1	1	-	-	-	-	-
Uganda	100	49	19	15	1	-	13	1	1
Vanuatu	2	-	1	-	-	-	-	-	1
Zambia	106	42	38	20	-	-	3	2	1
Zimbabwe	226	82	60	60	1	-	3	19	1
British Overseas citizens	1,266	19	14	8	1,223	-	1	1	-
British Dependent Territories citizens	2,000 [3]	11	121	137	1,650	-	73	7	1
British subjects	111	1	-	-	110	-	-	-	-
Total Commonwealth [2]	24,765 [3]	7,612	8,364	4,310	3,050	27	1,167	150	85
Foreign [4]									
Afghanistan	59	35	6	8	-	-	10	-	-
Albania	3	2	1	-	-	-	-	-	-
Algeria	218	60	146	7	-	-	5	-	-
Angola	9	3	1	2	-	-	3	-	-
Argentina	39	17	15	4	-	-	1	2	-

Table 4 Grants of British citizenship in the United Kingdom in 1995 by previous nationality, type and category of grant

Previous nationality	Total	Discretionary [1]			Entitlement [1]			Number of persons		
		Residence or relevant employment	Married to a British citizen	Minor children	Residence	Married to a British citizen	UK-born child	Minor children	Others	Resumption
Armenia	7	-	4	3	-	-	-	-	-	-
Austria	25	3	7	11	-	-	-	1	-	3
Bahrain	8	1	1	3	-	3	-	1	-	-
Belarus	5	1	3	1	-	-	-	-	-	-
Belgium	25	7	13	5	-	-	-	-	-	-
Benin	2	1	1	-	-	-	-	-	-	-
Bhutan	1	1	-	-	-	-	-	-	-	-
Bolivia	11	2	6	1	-	-	-	2	-	-
Bosnia - Herzegovina	13	6	5	1	-	1	-	-	-	-
Brazil	119	25	73	19	-	-	-	1	-	1
Bulgaria	60	17	28	9	-	6	-	-	-	-
Cambodia	23	13	1	8	-	1	-	-	-	-
Cape Verde	7	3	3	1	-	-	-	-	-	-
Chile	81	58	17	6	-	-	-	-	-	-
China	803	384	304	58	-	57	-	-	-	-
Colombia	199	100	69	22	-	8	-	-	-	-
Congo	1	1	-	-	-	-	-	-	-	-
Costa Rica	1	-	1	-	-	-	-	-	-	-
Croatia	59	20	31	5	-	3	-	-	-	-
Cuba	6	1	3	-	-	2	-	-	-	-
Czechoslovakia	19	4	11	4	-	-	-	-	-	-
Czech Republic	10	3	7	-	-	-	-	-	-	-
Denmark	19	4	2	9	-	-	-	1	-	3
Djibouti	1	-	1	-	-	-	-	-	-	-
Dominican Republic	9	1	4	4	-	-	-	-	-	-
Ecuador	13	2	11	-	-	-	-	-	-	-
Egypt	322	145	132	25	-	20	-	-	-	-
El Salvador	7	4	1	-	-	2	-	-	-	-
Eritrea	65	40	4	16	-	5	-	-	-	-
Estonia	11	5	3	2	-	-	-	1	-	-

Table 4 Grants of British citizenship in the United Kingdom in 1995 by previous nationality, type and category of grant

Previous nationality	Total	Discretionary [1]			Entitlement [1]			Number of persons		
		Residence or relevant employment	Married to a British citizen	Minor children	Residence	Married to a British citizen	UK-born child	Minor children	Others	Resumption
		ss. 4(5) 6(1), sch. 8	ss. 6(2), 8(2), (3)	s. 3(1) sch. 8	ss. 4(2), 7(1), (2), sch. 8	s. 8(1) sch. 8	s. 1(3)	Of a British Citizen ss. 3(2), 3(5)	ss. 4,9	ss. 10, 13
Ethiopia	277	198	20	36	-	-	23	-	-	-
Finland	6	-	2	3	-	-	-	1	-	-
France	259	59	58	94	-	-	11	37	-	-
Gabon	1	-	-	-	-	-	1	-	-	-
Georgia	3	-	2	1	-	-	-	-	-	-
Germany	149	38	46	50	-	-	3	10	-	2
Greece	133	64	46	16	-	-	5	2	-	-
Guatemala	5	-	1	4	-	-	-	-	-	-
Guinea	2	-	2	-	-	-	-	-	-	-
Haiti	1	1	-	-	-	-	-	-	-	-
Honduras	4	3	1	-	-	-	-	-	-	-
Hungary	96	42	38	13	-	-	5	-	-	-
Iceland	3	-	1	1	-	-	-	1	-	-
Indonesia	31	6	15	10	-	-	-	-	-	-
Iran	1,449	957	270	118	-	-	99	-	-	5
Iraq	916	516	155	130	-	-	115	-	-	-
Israel	264	92	76	67	-	-	9	19	1	-
Israeli Occupied Territories	1	-	1	-	-	-	-	-	-	-
Italy	211	68	82	46	-	-	5	10	-	-
Ivory Coast	12	3	7	2	-	-	-	-	-	-
Japan	35	0	6	2	-	-	14	2	-	-
Jordan	187	68	85	19	-	-	14	-	-	1
Kazakhstan	1	-	1	-	-	-	-	-	-	-
Korea	47	15	20	7	-	-	3	-	-	2
Kuwait	16	4	7	5	-	-	-	-	-	-
Laos	13	10	-	3	-	-	-	-	-	-
Latvia	17	7	10	-	-	-	-	-	-	-
Lebanon	322	171	80	22	-	-	45	3	1	-
Liberia	7	3	3	1	-	-	-	-	-	-
Libya	180	87	38	30	-	-	25	-	-	-

Table 4 Grants of British citizenship in the United Kingdom in 1995 by previous nationality, type and category of grant

Previous nationality	Discretionary [1]			Entitlement [1]			Number of persons			
	Total	Residence or relevant employment	Married to a British citizen	Minor children	Residence	Married to a British citizen	UK-born child	Minor children	Others	Resumption
Lithuania	16	7	5	4	-	-	-	-	-	-
Luxembourg	1	-	-	1	-	-	-	-	-	-
Macedonia	20	9	9	-	-	-	2	-	-	-
Madagascar	3	-	3	-	-	-	-	-	-	-
Mali	1	-	1	-	-	-	-	-	-	-
Mexico	32	5	24	1	-	-	1	1	-	-
Mongolia	2	-	1	1	-	-	-	-	-	-
Montenegro	3	1	2	-	-	-	-	-	-	-
Morocco	693	308	365	15	-	-	4	1	-	-
Myanmar (Burma)	47	29	13	5	-	-	-	-	-	-
Nepal	25	12	6	6	-	-	1	-	-	-
Netherlands	39	7	14	14	-	-	-	1	-	3
Nicaragua	2	-	1	1	-	-	-	-	-	-
Norway	53	8	5	28	-	-	2	2	-	8
Panama	3	2	-	1	-	-	-	-	-	-
Paraguay	1	-	-	1	-	-	-	-	-	-
Peru	99	33	49	13	-	-	3	1	-	-
Philippines	863	315	451	88	-	-	4	5	-	-
Poland	505	263	187	40	-	-	14	1	-	-
Portugal	96	40	41	11	-	-	1	3	-	-
Qatar	1	1	-	-	-	-	-	-	-	-
Romania	63	20	32	11	-	-	-	-	-	-
Russian Federation	151	20	97	28	-	-	6	-	-	-
Rwanda	3	1	1	1	-	-	-	-	-	-
Saudi Arabia	32	10	6	8	-	-	7	1	-	-
Senegal	6	2	4	-	-	-	-	-	-	-
Serbia	12	8	4	-	-	-	-	-	-	-
Slovakia	1	-	1	-	-	-	-	-	-	-
Slovenia	7	4	3	-	-	-	-	-	-	-
Somalia	378	162	32	141	-	-	43	-	-	-

Table 4 Grants of British citizenship in the United Kingdom in 1995 by previous nationality, type and category of grant

Previous nationality	Discretionary [1]				Entitlement [1]			Number of persons	
	Total	Residence or relevant employment	Married to a British citizen	Minor children	Residence	Married to a British citizen	Minor children		Resumption
							UK-born child	Of a British Citizen	
		ss. 4(5) 6(1), sch. 8	ss. 6(2), 8(2), (3)	s. 3(1) sch. 8	ss. 4(2), 7(1), (2), sch. 8	s. 8(1) sch. 8	s. 1(3)	ss. 3(2), 3(5)	ss. 4, 9 ss. 10, 13
Spain	97	21	14	49	-	-	1	12	-
Sudan	124	68	34	6	-	-	16	-	-
Surinam	2	2	-	-	-	-	-	-	-
Sweden	22	2	12	5	-	-	1	-	2
Switzerland	159	22	40	67	-	-	7	16	7
Syria	127	43	53	14	-	-	17	-	-
Taiwan	25	7	18	-	-	-	-	-	-
Thailand	252	55	160	37	-	-	-	-	-
Togo	3	2	1	-	-	-	-	-	-
Tunisia	70	21	44	4	-	-	1	-	-
Turkey	706	307	320	64	-	-	14	1	-
Ukraine	144	83	47	4	-	-	-	-	-
Union of Soviet Socialist Republics	14	1	11	2	-	-	-	-	-
United Arab Emirates	5	-	-	3	-	-	-	2	-
United States of America	1,017	288	281	332	-	1	62	52	3
Uruguay	6	3	3	-	-	-	-	-	-
Venezuela	34	10	18	3	-	-	2	1	-
Vietnam	1,292	958	81	249	3	-	-	1	-
Yemen	214	71	56	83	-	-	3	1	-
Yugoslavia	323	168	137	15	-	-	2	1	-
Zaire	13	4	5	2	-	-	2	-	-
British Protected Persons	180	4	-	2	174	-	-	-	-
Uncertain nationality	395 [5]	163	59	59	-	-	73	40	1
Total Foreign [4]	15,281 [5]	6,988	4,739	2,333	177	1	783	237	2
All Nationalities	40,056 [3][5]	14,560	13,103	6,643	3,227	28	1,960	387	2

[1] Excluding 'Resumption'.

[2] Includes Irish Republic (see explanatory note 2).

[3] In addition, 452 BDTC (Gibraltair) were registered under section 5 of the British Nationality Act 1981.

[4] Excludes Irish Republic.

[5] In addition, 8 stateless persons were registered under section 36 of the British Nationality Act 1981.

Table 5 Other grants of citizenship by type of citizenship, 1991-95

Type of citizenship	Number of persons				
	1991	1992	1993	1994	1995
British citizenship granted in Hong Kong	6,609	48,709	41,758	5,872	25,709
British Dependent Territories citizenship ⁽¹⁾	16,523	12,116	5,504	12,482 ⁽²⁾	29,581 ⁽²⁾
British Overseas citizenship ⁽⁴⁾	37	30	16	6	3
of which: Wives	25	5	3	1	-
Minors	12	20	9	2	1
Stateless persons	-	5	4	2	2
British subject status	1	-	-	-	-

(1) Granted in the Dependent Territories, mainly Hong Kong.

(2) Revised.

(3) Provisional. The large increase in 1995 reflects applications from stateless persons in Hong Kong.

(4) Granted in the United Kingdom.

EXPLANATORY NOTES

1. The British Nationality Act 1981, which came into force on 1 January 1983, reduced greatly the number of persons eligible to claim British citizenship by reason of entitlement. Certain entitlements to British citizenship were extended for a transitional period, which ended on 31 December 1987, after which time applications had to be made on discretionary grounds.
2. For the purpose of Table 3, Pakistan and South Africa have been treated as Commonwealth countries throughout despite rejoining the Commonwealth only on 1 October 1989 and 1 June 1994 respectively. The term "foreign" means "non-Commonwealth".
3. The nationality shown in the first column of Tables 3 and 4 is the one, or in cases of dual nationality the main one, which the person possessed immediately before acquiring British citizenship. As citizens of the Republic of Ireland are treated in the same way as Commonwealth citizens in the naturalisation and registration provisions of the Acts, they have been included in the Commonwealth section of Table 4.
4. The categories shown in Tables 1, 2 and 4 relate to the section of the British Nationality Act 1981 under which citizenship was acquired. The following is a brief summary of the provisions of the relevant sections of the Act:
 - s.1(3) - entitlement to registration of a minor born in the United Kingdom when one of his parents becomes a British citizen or becomes settled in the United Kingdom.
 - s.3(1) - discretionary registration of a minor.
 - s.3(2) - entitlement to registration of a minor less than one year old who was born outside the United Kingdom to parents one of whom was a British citizen by descent.
 - s.3(5) - entitlement to registration of an overseas-born minor resident in the United Kingdom, one of whose parents was a British citizen by descent.
 - s.4(2) - entitlement to registration of a British Dependent Territories citizen, a British Overseas citizen, a British subject or a British protected person resident in the United Kingdom.
 - s.4(5) - discretionary registration on the grounds of Crown Service of a British Dependent Territories citizen, a British Overseas citizen, a British subject or a British protected person.
 - s.5 - entitlement to registration of a British Dependent Territories citizen from Gibraltar.

s.6(1) - naturalisation of an adult by virtue of residence in the United Kingdom.

s.6(2) - naturalisation of an adult, resident in the United Kingdom, by virtue of marriage to a British citizen.

s.7 - transitional entitlement to registration (which, with minor exceptions, ended on 31 December 1987) of a Commonwealth citizen who is resident in the United Kingdom.

s.8(1) - transitional entitlement to registration (which ended on 31 December 1987) of a woman still married since before 1983 to a man who became a British citizen on commencement of the 1981 Act.

s.8(2) and 8(3) - transitional discretionary registration (which ended on 31 December 1987) of a woman married before 1983 to a man who would have become a British citizen but for his death or renunciation of citizenship.

s.9 - transitional entitlement to registration (which ended on 31 December 1988) of a minor born in a foreign country whose father was or would have been a British citizen.

s.10(1) - entitlement to acquire British citizenship by a person who had renounced citizenship of the United Kingdom and Colonies before 1983.

s.10(2) - discretionary registration of a person connected with the United Kingdom who renounced citizenship of the United Kingdom and Colonies before 1983.

s.13(1) - entitlement to resume British citizenship by a person who renounced it to acquire some other citizenship.

s.13(3) - discretionary registration of a person who has previously renounced British citizenship.

s.36 - entitlement to registration of a stateless person.

Schedule 8 - any applications made before the commencement of the 1981 Act continue to be decided in accordance with the provisions of the previous nationality Acts.

5. The following symbols are used in the tables:

*** not applicable**

- nil

6. Statistics for the years 1962 - 1983 were published annually in "Statistics of persons acquiring Citizenship of the United Kingdom and Colonies" (for 1962-77), "Tables of persons acquiring Citizenship of the United Kingdom and Colonies" (for 1978-82) and "Tables of persons acquiring British Citizenship" (for 1983), all of which are available from HMSO. Statistics for 1984 and subsequent years were published in the relevant annual Statistical Bulletin. Copies of previous bulletins, and further copies of this bulletin, are available from:

Home Office Research and Statistics Directorate
Dissemination Unit, Room 1308
Apollo House
36 Wellesley Road
Croydon
Surrey CR9 3RR

Telephone 0181-760 8340

Enquiries about the figures should be made to:

Home Office Research and Statistics Directorate
Immigration and General Unit, Room 1303
Apollo House
36 Wellesley Road
Croydon
Surrey CR9 3RR

Telephone 0181-760 8344

Press enquiries should be made to:

Home Office Press Office
50 Queen Anne's Gate
London SW1H 9AT

Telephone 0171-273 4620

The Home Office
Research and Statistics Directorate

Mission Statement

The Research and Statistics Directorate is an integral part of the Home Office, serving Ministers and the department, its services, Parliament and the public through research, development and statistics. Information and knowledge from these sources informs policy development and the management of programmes; their dissemination improves wider public understanding of matters of Home Office concern.

HOME OFFICE STATISTICAL BULLETINS ISSUED IN THE PAST YEAR.

Issue No	Date	Title
3/95	06.03.95	European Parliamentary Election Expenses, United Kingdom, June 1994.
4/95	30.03.95	Projections of Long Term Trends in the Prison Population to 2002.
5/95	11.04.95	Notifiable Offences, England and Wales, 1994.
6/95	20.04.95	Statistics of Deaths Reported to Coroners: England and Wales, 1994.
7/95	27.04.95	Breath Test Statistics, England and Wales, 1994.
8/95	27.04.95	The Prison Population in 1994.
9/95	12.05.95	Control of Immigration: Statistics United Kingdom Third and Fourth Quarters and Year 1994.
10/95	25.05.95	Persons Granted British Citizenship, United Kingdom, 1994.
11/95	25.05.95	Firearm Certificate Statistics, England and Wales, 1994.
12/95	15.06.95	Summary Probation Statistics, England and Wales, 1994.
13/95	21.06.95	Police Complaints and Discipline, England and Wales, 1994.
14/95	05.07.95	Criminal Careers of Those Born Between 1953 and 1973.
15/95	30.06.95	Asylum Statistics, United Kingdom, 1994.
16/95	29.06.95	Operation of Certain Police Powers Under PACE, England and Wales, 1994.
17/95	19.07.95	Statistics of Drug addicts Notified to the Home Office, United Kingdom, 1994.
18/95	15.08.95	Cautions, Court Proceedings and Sentencing, England and Wales, 1994.
19/95	27.09.95	Notifiable Offences, England and Wales, July 1994 to June 1995.
20/95	05.10.95	Statistics of Mentally Disordered Offenders, England and Wales 1994.
21/95	19.10.95	Control of Immigration: Statistics, United Kingdom, First Half 1995.
22/95	24.10.95	Betting Licensing, Great Britain, June 1994 - May 1995.
23/95	26.10.95	Motoring Offences, England and Wales 1994.
24/95	01.12.95	Statistics of Drug Seizures and Offenders Dealt With, United Kingdom, 1994.
25/95	06.12.95	Liquor Licensing Statistics, England and Wales, July 1994 - June 1995.
1/96	31.01.96	Criminal Appeals, England and Wales, 1994.
2/96	22.02.96	Statistics on the Operation of the Prevention of Terrorism Legislation. Great Britain 1995.
3/96	26.03.96	Notifiable Offences, England and Wales, 1995.

Copies of these bulletins and other Research and Statistics Directorate Publications are available from Home Office, Dissemination Unit, Room 1308, Apollo House, 36 Wellesley Road, Croydon. CR9 3RR. Tel: 0181-760-8340.

Or by Internet email via <http://www.open.gov.uk>