

# PERSONS GRANTED BRITISH CITIZENSHIP UNITED KINGDOM, 1996

*By Keith Jackson and Peter Kilsby*

## MAIN POINTS:

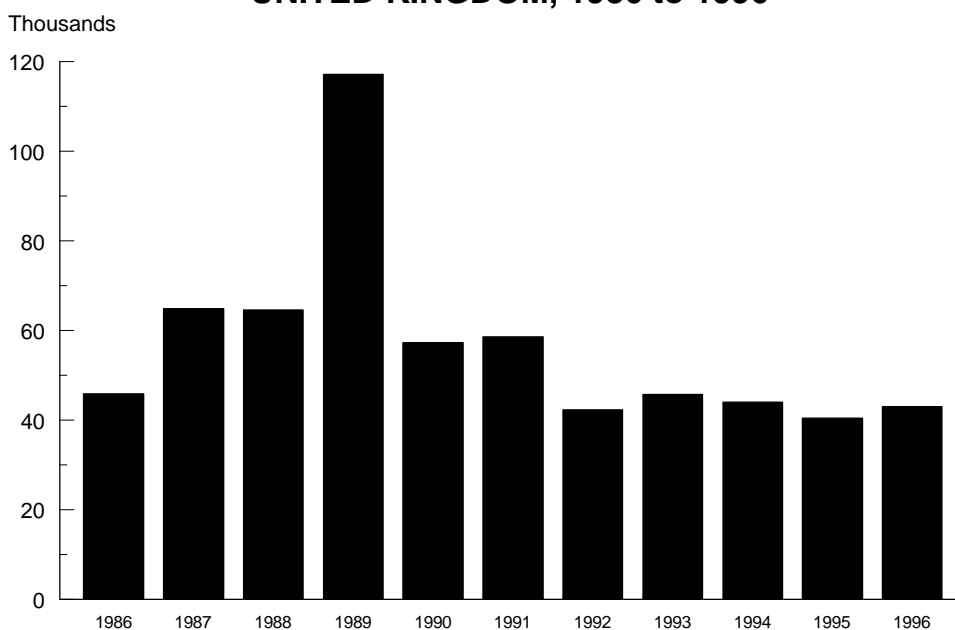
■ 43,000 persons were granted British citizenship in the United Kingdom in 1996 (paragraph 2).

■ 45 per cent were granted on the basis of residence, 30 per cent because of marriage, and 20 per cent were minor children (paragraph 4).

■ Citizens of countries in Asia and Africa accounted for 45 and 20 per cent respectively of the total (paragraph 5).

■ The largest nationalities continued to be Pakistan and India (10 per cent each) and Bangladesh and Nigeria (6 per cent each) (paragraph 5).

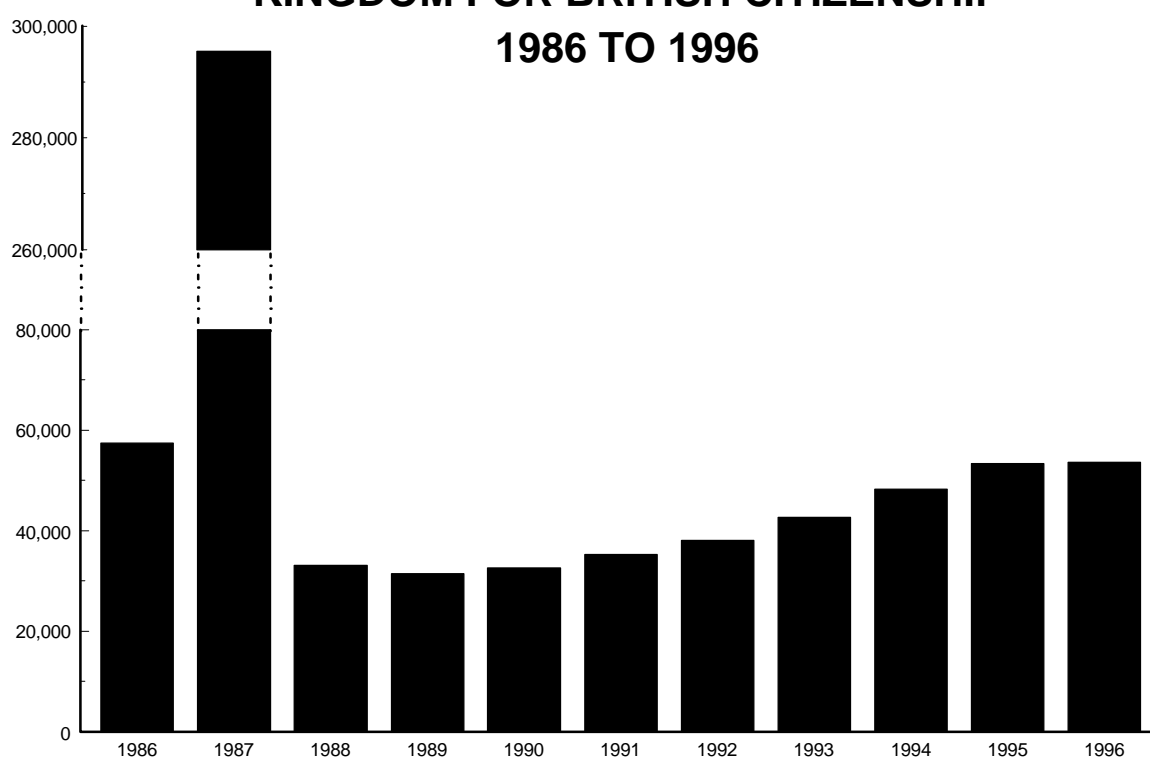
**Figure 1 GRANTS OF BRITISH CITIZENSHIP IN THE UNITED KINGDOM, 1986 to 1996**



## APPLICATIONS RECEIVED (Figure 2)

1. The number of applications received for British citizenship for decision in the United Kingdom increased to 58,000 (provisional figure) in 1996, compared with 53,000 in 1995 and 48,000 in 1994. Over the last five years the growth in the numbers of persons applying has averaged 9 per cent a year. (The large increase in applications received in 1987 - shown in Figure 2 - is described in Explanatory Note 1).

**Figure 2 APPLICATIONS RECEIVED IN THE UNITED KINGDOM FOR BRITISH CITIZENSHIP 1986 TO 1996**



## GRANTS AND REFUSALS (Figure 1 and Table 1)

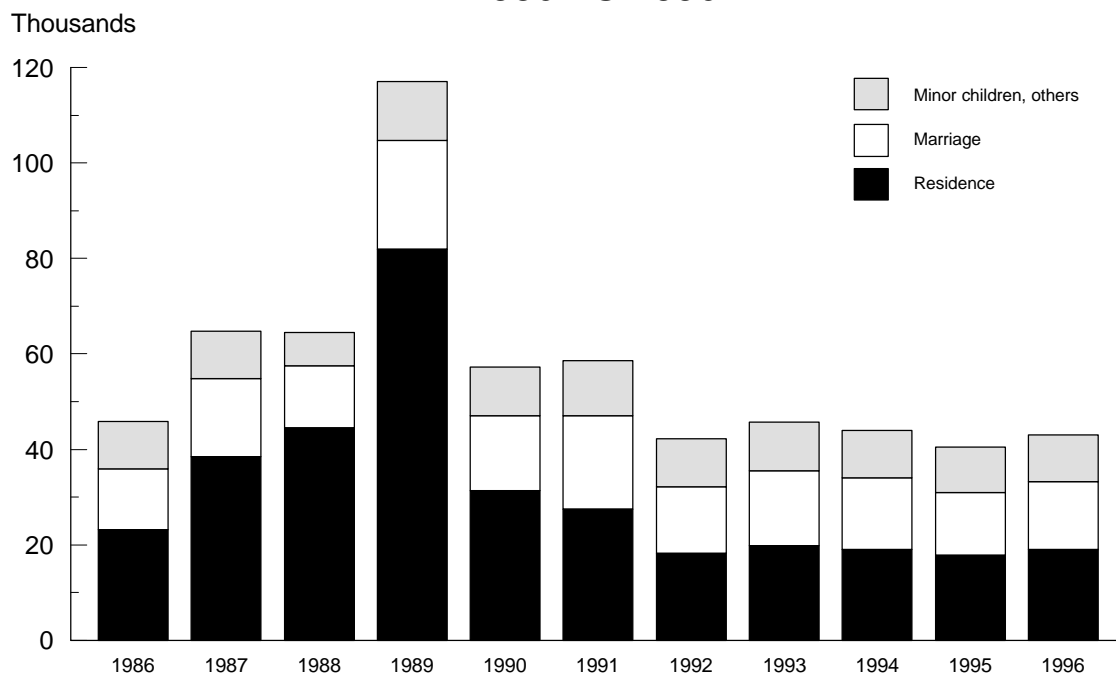
2. Some 43,000 persons were granted British citizenship in the United Kingdom in 1996, compared with 41,000 in 1995 and 44,000 in 1994. Nearly 5,000 applications were refused in 1996, slightly fewer than in 1995. The increase in applications decided in 1996 reflected the recruitment of additional staff to help deal with the increased demand for citizenship. The number of persons wishing to renounce their British citizenship decreased slightly to 600 in 1996.

3. These data, and those in the rest of the bulletin apart from Table 5, exclude 5,500 persons granted British citizenship in Hong Kong in 1996 under the British Nationality (Hong Kong) Act 1990. The large decrease in the number of such persons compared with 1995 reflected the coming to an end of the second phase of the British Nationality (Hong Kong) Selection Scheme. Under this scheme up to 50,000 key workers, and their spouses and dependants, will have been granted British citizenship.

### **BASIS OF GRANT (Figure 3 and Table 2)**

4. Residence in the United Kingdom continued to be the most frequent basis on which persons were granted British citizenship in 1996. The number of such grants was 19,000 or nearly 45 per cent of the total. The number of grants because of marriage to a British citizen was over 14,000, a third of the total. These proportions have remained unchanged for several years, but in 1988-9 residence accounted for 70 per cent and marriage for 20 per cent of total grants. Most (9,000) of the remaining grants in 1996 were to minor children who accounted for over 20 per cent of the total; the number of such grants has been fairly constant over the last ten years.

**Figure 3 GRANTS OF BRITISH CITIZENSHIP IN THE UNITED KINGDOM, BY BASIS OF GRANT, 1986 TO 1996**

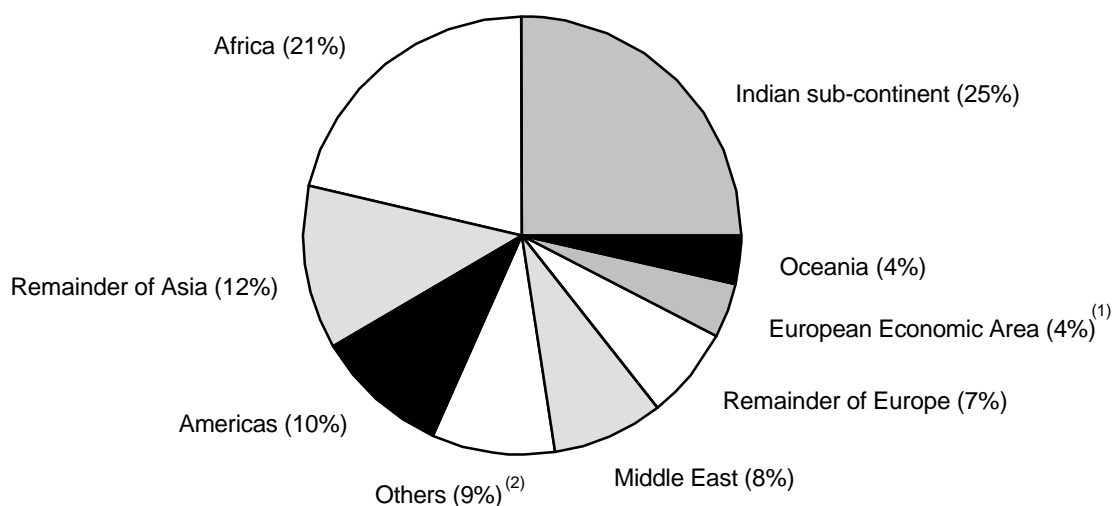


## PREVIOUS NATIONALITY (Figure 4 and Tables 3, 4)

5. Citizens of Indian sub-continent countries comprised 25 per cent of all grants in 1996, with the rest of Asia and Africa each accounting for about 20 per cent. The remaining 35 per cent was split roughly equally between Europe, the Americas, and others including Oceania. The proportion from Africa has increased, from 15 per cent in 1992, with slight decreases from EEA countries, the Middle East, and 'others'. Countries with the largest numbers of grants in 1996 were Pakistan and India with 4,200 (10 per cent) each, Bangladesh and Nigeria with 2,400 (6 per cent) each, together with 3,700 (9 per cent) in respect of British Dependent Territories citizens, including those from Gibraltar, and British Overseas citizens.

Figure 4

### GRANTS OF BRITISH CITIZENSHIP IN THE UNITED KINGDOM IN 1996, BY PREVIOUS NATIONALITY (Total number of persons 43,069)



(1) Includes British Dependent Territories citizens from Gibraltar

(2) Includes British Dependent Territories citizens (except from Gibraltar) and British Overseas citizens

## **TABLES : CONTENTS**

### **Grants of British citizenship in the United Kingdom**

Table 1	Grants and refusals, and renunciations, 1986-96
Table 2	Grants by basis (residence, marriage, etc), 1986-96
Table 3	Grants by broad groupings of previous nationality, 1992-96
Table 4	Grants by previous nationality, type and category (relevant section of British Nationality Act 1981), 1996

### **Other grants of citizenship**

Table 5	Grants by type of citizenship, 1992-96
---------	--

Table 1 Grants and refusals of applications for, and renunciations of, British citizenship in the United Kingdom, 1986-96

Year of decision	Number of persons		
	Grants	Refusals <sup>(1)</sup>	Renunciations
1986	45,872	..	..
1987	64,876	5,693	1,169
1988	64,584	5,272	865
1989	117,129	8,801	902
1990	57,271	9,149	701
1991	58,642	8,985	996
1992	42,243	9,253	864
1993	45,793	8,041	754
1994	44,033	5,855	704
1995	40,516	5,032	666
1996	43,069	4,770	626

(1) Includes small numbers of applications withdrawn.

.. Data not available.

Table 2 Grants of British citizenship in the United Kingdom by basis of grant, 1986-96

Year of grant	Number of persons				
	All grants	Residence	Marriage	Minor children	Other <sup>(1)</sup>
1986	45,872	23,263	12,702	9,447	460
1987	64,876	38,555	16,352	9,502	467
1988	64,584	44,505	13,120	6,423	536
1989	117,129	82,026	22,740	11,830	533
1990	57,271	31,328	15,734	9,534	675
1991	58,642	27,534	19,513	10,646	949
1992	42,243	18,203	13,915	9,346	779
1993	45,793	19,866	15,688	9,376	863
1994	44,033	19,097	14,974	9,219	743
1995	40,516	17,807	13,131	8,992	586
1996	43,069	18,970	14,285	9,272	542

(1) Includes British Dependent Territories citizens from Gibraltar registered as British citizens under s.5 of the British Nationality Act 1981.

Table 3 Grants of British citizenship in the United Kingdom by previous nationality, 1992-96

Previous nationality	Number of persons				
	1992	1993	1994	1995	1996
European Economic Area <sup>(1)</sup>	2,257	2,177	2,058	1,755	1,722
Remainder of Europe	2,996	3,298	3,107	2,860	2,928
Americas	4,562	4,828	4,531	4,096	4,266
Africa	6,304	7,452	7,877	7,940	9,162
Indian sub-continent	10,528	12,246	11,263	9,879	10,792
Middle East	3,821	4,330	4,322	3,543	3,535
Remainder of Asia	5,176	5,690	5,144	4,817	5,207
Oceania	1,462	1,452	1,539	1,666	1,542
Other <sup>(2)</sup>	5,137	4,318	4,192	3,960	3,915
All grants	42,243	45,791	44,033	40,516	43,069

(1) As constituted now; includes British Dependent Territories citizens from Gibraltar.

(2) British Dependent Territories citizens (except from Gibraltar), British Overseas citizens, British subjects, British Protected Persons, stateless and nationality uncertain.



Table 4 Grants of British citizenship in the United Kingdom in 1996 by previous nationality, type and category of grant

Previous nationality	Total	Naturalisation		Registration				Number of persons
		Residence	Marriage	Residence or relevant employment ss.4(2),(5),7 Sch.8	Marriage ss.8(1), (2),(3) Sch.8	Minor children ss.1(3),1(4), 3(1),(2),(5),9 Sch.8	Resumption ss.10,13	
		s.6(1) Sch.8	s.6(2)					
<b>European Economic Area</b>								
Austria	20	1	9	–	–	9	1	
Belguim	26	2	8	–	–	16	–	
Denmark	14	3	–	–	–	10	1	
Finland	6	2	3	–	–	1	–	
France	261	61	67	–	–	133	–	
Germany	185	38	51	–	–	91	5	
Greece	133	69	37	–	–	27	–	
Iceland	6	2	2	–	–	2	–	
Irish Republic	115	44	32	–	–	39	–	
Italy	197	55	77	–	–	65	–	
Netherlands	63	23	15	–	–	24	1	
Norway	48	–	7	–	–	39	2	
Portugal	113	57	36	–	–	20	–	
Spain	73	17	14	–	–	42	–	
Sweden	10	3	3	–	–	3	1	
<b>Total</b>	<b>1,270</b> [1]	<b>377</b>	<b>361</b>	<b>–</b>	<b>–</b>	<b>521</b>	<b>11</b>	
<b>Remainder of Europe</b>								
Albania	4	–	4	–	–	–	–	
Armenia	7	1	5	–	–	1	–	
Belarus	3	1	2	–	–	–	–	
Bosnia-Herzogavina	19	8	8	–	–	3	–	
Bulgaria	71	25	36	–	–	10	–	
Croatia	54	20	29	–	–	5	–	
Cyprus	285	93	168	–	2	22	–	
Czechoslovakia	10	2	7	–	–	1	–	
Czech Republic	13	4	9	–	–	–	–	
Estonia	12	5	5	–	–	2	–	
Georgia	4	1	3	–	–	–	–	
Hungary	83	44	27	–	–	12	–	
Kazakhstan	5	–	4	–	–	1	–	
Kyrgyzstan	3	–	–	–	–	3	–	
Latvia	13	5	8	–	–	–	–	

Table 4 Grants of British citizenship in the United Kingdom in 1996 by previous nationality, type and category of grant

Previous nationality	Total	Naturalisation		Registration				Number of persons
		Residence	Marriage	Residence or relevant employment ss.4(2),(5),7 Sch.8	Marriage ss.8(1), (2),(3) Sch.8	Minor children ss.1(3),1(4), 3(1),(2),(5),9 Sch.8	Resumption ss.10,13	
		s.6(1) Sch.8	s.6(2)					
Lithuania	14	3	11	—	—	—	—	
Macedonia	28	13	14	—	—	1	—	
Malta	68	26	29	1	—	4	8	
Moldova	1	—	1	—	—	—	—	
Poland	435	203	185	—	—	47	—	
Romania	75	31	38	—	—	6	—	
Russia	190	42	117	—	—	31	—	
Slovakia	6	2	4	—	—	—	—	
Slovenia	17	8	7	—	—	2	—	
Switzerland	137	20	51	—	—	65	1	
Turkey	931	420	346	—	—	165	—	
Ukraine	94	51	37	—	—	6	—	
Union of Soviet Socialist Republics	6	2	2	—	—	2	—	
Uzbekistan	1	—	—	—	—	1	—	
Yugoslavia	339	172	133	—	—	34	—	
Remainder of Europe	2,928	1,202	1,290	1	2	424	9	
Americas								
Antigua and Barbuda	6	2	2	—	—	2	—	
Argentina	35	9	21	—	—	5	—	
Bahamas	26	1	3	—	—	5	17	
Barbados	89	41	35	5	—	8	—	
Belize	19	9	7	—	—	3	—	
Bolivia	18	5	8	—	—	5	—	
Brazil	136	33	80	—	—	23	—	
Canada	837	137	146	—	—	554	—	
Chile	69	40	24	—	—	5	—	
Colombia	232	100	84	—	—	48	—	
Costa Rica	2	—	1	—	—	1	—	
Cuba	9	4	3	—	—	2	—	
Dominica	37	19	12	4	—	2	—	
Dominican Republic	14	5	7	—	—	2	—	
Ecuador	12	5	5	—	—	2	—	

Table 4 Grants of British citizenship in the United Kingdom in 1996 by previous nationality, type and category of grant

Previous nationality	Total	Naturalisation		Registration				Number of persons
		Residence	Marriage	Residence or relevant employment ss.4(2),(5),7 Sch.8	Marriage ss.8(1), (2),(3) Sch.8	Minor children ss.1(3),1(4), 3(1),(2),(5),9 Sch.8	Resumption ss.10,13	
		s.6(1) Sch.8	s.6(2)					
El Salvador	5	1	2	—	—	2	—	
Grenada	53	27	24	1	—	1	—	
Guatemala	4	—	1	—	—	3	—	
Guyana	185	76	80	5	—	24	—	
Honduras	8	2	3	—	—	3	—	
Jamaica	844	389	339	14	—	101	1	
Mexico	35	4	14	—	—	17	—	
Nicaragua	2	1	1	—	—	—	—	
Panama	2	2	—	—	—	—	—	
Paraguay	5	—	5	—	—	—	—	
Peru	68	17	39	—	—	12	—	
St. Kitts and Nevis	5	1	3	—	—	1	—	
St. Lucia	59	24	26	—	—	9	—	
St. Vincent and Grenadines	40	19	16	3	—	2	—	
Surinam	1	—	—	—	—	1	—	
Trinidad and Tobago	288	108	139	3	—	34	4	
United States of America	1,083	332	312	—	—	437	2	
Uruguay	7	5	2	—	—	—	—	
Venezuela	31	6	18	—	—	7	—	
<b>Americas</b>	<b>4,266</b>	<b>1,424</b>	<b>1,462</b>	<b>35</b>	<b>—</b>	<b>1,321</b>	<b>24</b>	
<b>Africa</b>								
Algeria	289	101	157	—	—	31	—	
Angola	6	2	—	—	—	4	—	
Benin	1	—	—	—	—	1	—	
Botswana	4	2	—	—	—	1	1	
Burkina Faso	1	—	1	—	—	—	—	
Burundi	1	1	—	—	—	—	—	
Cameroon	35	23	5	—	—	7	—	
Cape Verde	3	2	1	—	—	—	—	
Central African Republic	3	—	1	—	—	2	—	
Comoros	1	—	1	—	—	—	—	

Table 4 Grants of British citizenship in the United Kingdom in 1996 by previous nationality, type and category of grant

Previous nationality	Total	Naturalisation		Registration				Number of persons
		Residence	Marriage	Residence or relevant employment ss.4(2),(5),7 Sch.8	Marriage ss.8(1), (2),(3) Sch.8	Minor children ss.1(3),1(4), 3(1),(2),(5),9 Sch.8	Resumption ss.10,13	
		s.6(1) Sch.8	s.6(2)					
Congo	2	2	—	—	—	—	—	
Djibouti	5	5	—	—	—	—	—	
Egypt	349	143	142	—	—	64	—	
Eritrea	176	118	4	—	—	54	—	
Ethiopia	255	193	12	1	—	49	—	
Gambia	19	6	8	—	—	5	—	
Ghana	1,323	598	316	1	1	407	—	
Guinea	1	—	1	—	—	—	—	
Guinea-Bissau	1	—	1	—	—	—	—	
Ivory Coast	7	3	3	—	—	1	—	
Kenya	454	156	193	4	—	83	18	
Lesotho	4	1	2	—	—	1	—	
Liberia	3	1	2	—	—	—	—	
Libya	182	86	41	—	—	55	—	
Madagascar	7	2	3	—	—	2	—	
Malawi	15	5	6	—	—	4	—	
Mali	1	1	—	—	—	—	—	
Mauritius	268	108	133	1	—	26	—	
Morocco	694	328	342	—	—	24	—	
Mozambique	5	3	2	—	—	—	—	
Namibia	2	—	—	—	—	—	2	
Niger	2	—	2	—	—	—	—	
Nigeria	2,430	980	703	8	2	731	6	
Rwanda	2	1	1	—	—	—	—	
Senegal	4	—	4	—	—	—	—	
Seychelles	98	58	18	—	—	20	2	
Sierra Leone	212	88	67	—	—	57	—	
Somalia	710	350	32	—	—	328	—	
South Africa	671	205	217	1	—	247	1	
Sudan	157	79	33	—	—	45	—	
Swaziland	2	—	2	—	—	—	—	
Tanzania	194	86	88	—	—	20	—	
Togo	3	1	2	—	—	—	—	
Tunisia	64	24	39	—	—	1	—	
Uganda	145	57	22	1	—	65	—	

Table 4 Grants of British citizenship in the United Kingdom in 1996 by previous nationality, type and category of grant

Previous nationality	Total	Naturalisation		Registration				Number of persons
		Residence	Marriage	Residence or relevant employment ss.4(2),(5),7 Sch.8	Marriage ss.8(1), (2),(3) Sch.8	Minor children ss.1(3),1(4), 3(1),(2),(5),9 Sch.8	Resumption ss.10,13	
		s.6(1) Sch.8	s.6(2)					
Zaire	25	9	5	–	–	11	–	
Zambia	114	52	31	–	–	30	1	
Zimbabwe	212	76	59	–	1	75	1	
<b>Africa</b>	<b>9,162</b>	<b>3,956</b>	<b>2,702</b>	<b>17</b>	<b>4</b>	<b>2,451</b>	<b>32</b>	
<b>Indian sub-continent</b>								
Bangladesh	2,403	915	875	4	–	609	–	
India	4,173	1,606	2,067	11	6	482	1	
Pakistan	4,216	935	2,834	1	12	434	–	
<b>Indian sub-continent</b>	<b>10,792</b>	<b>3,456</b>	<b>5,776</b>	<b>16</b>	<b>18</b>	<b>1,525</b>	<b>1</b>	
<b>Middle East</b>								
Bahrain	10	4	3	–	–	3	–	
Iran	1,418	892	291	–	–	233	2	
Iraq	905	494	154	–	–	257	–	
Israel	264	87	81	–	–	96	–	
Jordan	188	80	68	–	–	40	–	
Kuwait	16	5	–	–	–	11	–	
Lebanon	366	177	67	–	–	122	–	
Oman	1	–	–	–	–	1	–	
Palestine	1	–	1	–	–	–	–	
Saudi Arabia	32	10	4	–	–	18	–	
Syria	115	48	36	–	–	31	–	
United Arab Emirates	7	2	2	–	–	3	–	
Yemen	212	77	58	–	–	77	–	
<b>Middle East</b>	<b>3,535</b>	<b>1,876</b>	<b>765</b>	<b>–</b>	<b>–</b>	<b>892</b>	<b>2</b>	

Table 4 Grants of British citizenship in the United Kingdom in 1996 by previous nationality, type and category of grant

Previous nationality	Total	Naturalisation		Registration			Number of persons	
		Residence	Marriage	Residence or relevant employment ss.4(2),(5),7 Sch.8	Marriage ss.8(1), (2),(3) Sch.8	Minor children ss.1(3),1(4), 3(1),(2),(5),9 Sch.8		Resumption ss.10,13
		s.6(1) Sch.8	s.6(2)					
<b>Remainder of Asia</b>								
Afghanistan	109	50	7	—	—	52	—	
Brunei	2	1	1	—	—	—	—	
Burma	45	32	11	—	—	2	—	
Cambodia	26	13	4	—	—	9	—	
China	1,052	555	321	—	1	175	—	
Indonesia	36	8	24	—	—	4	—	
Japan	47	13	19	—	—	15	—	
Laos	10	8	1	—	—	1	—	
Malaysia	151	56	75	—	—	20	—	
Maldives	1	1	—	—	—	—	—	
Mongolia	1	—	1	—	—	—	—	
Nepal	38	24	6	—	—	8	—	
Philippines	874	303	502	—	—	69	—	
Singapore	52	12	21	2	—	15	2	
South Korea	48	21	17	—	—	10	—	
Sri Lanka	1,286	864	121	2	—	296	3	
Taiwan	57	30	19	—	—	8	—	
Thailand	305	76	185	—	—	44	—	
Vietnam	1,067	734	108	—	—	225	—	
<b>Remainder of Asia</b>	<b>5,207</b>	<b>2,801</b>	<b>1,443</b>	<b>4</b>	<b>1</b>	<b>953</b>	<b>5</b>	
<b>Oceania</b>								
Australia	838	130	135	2	—	569	2	
Fiji	24	4	17	—	—	3	—	
New Zealand	678	266	148	—	—	264	—	
Tuvalu	2	—	1	—	—	1	—	
<b>Oceania</b>	<b>1,542</b>	<b>400</b>	<b>301</b>	<b>2</b>	<b>—</b>	<b>837</b>	<b>2</b>	

Table 4 Grants of British citizenship in the United Kingdom in 1996 by previous nationality, type and category of grant

Previous nationality	Total	Naturalisation		Registration				Number of persons
		Residence	Marriage	Residence or relevant employment ss.4(2),(5),7 Sch.8	Marriage ss.8(1), (2),(3) Sch.8	Minor children ss.1(3),1(4), 3(1),(2),(5),9 Sch.8	Resumption ss.10,13	
		s.6(1) Sch.8	s.6(2)					
Other								
British Dependent Territories citizens [2]	2,085	15	110	1,811	–	148	1	
British Overseas citizens	1,193	19	8	1,150	–	16	–	
British subjects	115	3	1	110	1	–	–	
British Protected Persons	158	9	3	144	–	2	–	
Stateless	– [3]	–	–	–	–	–	–	
Nationality uncertain	363	141	36	1	1	182	2	
<b>Total</b>	<b>3,914 [3]</b>	<b>187</b>	<b>158</b>	<b>3,216</b>	<b>2</b>	<b>348</b>	<b>3</b>	
<b>All nationalities</b>	<b>42,616 [1][3]</b>	<b>15,679</b>	<b>14,258</b>	<b>3,291</b>	<b>27</b>	<b>9,272</b>	<b>89</b>	

[1] In addition, 452 Gibraltar BDTCs were registered under section 5 of the British Nationality Act 1981.

[2] Including British Nationals (Overseas), but excluding Gibraltar BDTCs.

[3] In addition, 1 stateless person was registered under section 36 of the British Nationality Act 1981.

Table 5 Other grants of citizenship by type of citizenship, 1992-96

Type of citizenship	Number of persons				
	1992	1993	1994	1995	1996
British citizenship granted in Hong Kong <sup>(1)</sup>	48,709	41,758	5,872	25,709	5,511
British Dependent Territories citizenship granted in:-					
Hong Kong	11,777	5,133	12,216	29,073	201,023 <sup>(2)</sup>
Other Dependent Territories	339	371	266	508	454
British Overseas citizenship <sup>(3)</sup>	30	16	6	3	9

(1) 6,609 in 1991.

(2) The large increase in 1996 reflected a late surge of applications for BDTC status before the deadline of 31 March 1996.

(3) Granted in the United Kingdom.



## EXPLANATORY NOTES

1. The British Nationality Act 1981, which came into force on 1 January 1983, reduced greatly the number of persons eligible to claim British citizenship by reason of entitlement. Certain entitlements to British citizenship were extended for a transitional period, which ended on 31 December 1987, after which time applications had to be made on discretionary grounds.

2. The nationality shown in the first column of Tables 3 and 4 is the one, or in cases of dual nationality the main one, which the person possessed immediately before acquiring British citizenship.

3. The categories shown in Tables 2 and 4 relate to the section of the British Nationality Act 1981 under which citizenship was acquired. The following is a brief summary of the provisions of the relevant sections of the Act:

s.1(3) - entitlement to registration of a minor born in the United Kingdom when one of his parents becomes a British citizen or becomes settled in the United Kingdom.

s.1(4) - entitlement to registration of a minor born in the United Kingdom who spent the first ten years of his/her life in the United Kingdom.

s.3(1) - discretionary registration of a minor.

s.3(2) - entitlement to registration of a minor less than one year old who was born outside the United Kingdom to parents one of whom was a British citizen by descent.

s.3(5) - entitlement to registration of an overseas-born minor resident in the United Kingdom, one of whose parents was a British citizen by descent.

s.4(2) - entitlement to registration of a British Dependent Territories citizen, a British Overseas citizen, a British subject or a British protected person resident in the United Kingdom.

s.4(5) - discretionary registration on the grounds of Crown Service of a British Dependent Territories citizen, a British Overseas citizen, a British subject or a British protected person.

s.5 - entitlement to registration of a British Dependent Territories citizen from Gibraltar.

s.6 - s.6(1) - naturalisation of an adult by virtue of residence in the United Kingdom.

s.6(2) - naturalisation of an adult, resident in the United Kingdom, by virtue of marriage to a British citizen.

s.7 - transitional entitlement to registration (which, with minor exceptions, ended on 31 December 1987) of a Commonwealth citizen who is resident in the United Kingdom.

s.8(1) - transitional entitlement to registration (which ended on 31 December 1987) of a woman still married since before 1983 to a man who became a British citizen on commencement of the 1981 Act.

s.8(2) and 8(3) - transitional discretionary registration (which ended on 31 December 1987) of a woman married before 1983 to a man who would have become a British citizen but for his death or renunciation of citizenship.

s.9 - transitional entitlement to registration (which ended on 31 December 1988) of a minor born abroad between 1 January 1983 and 31 December 1987 who, if they had been born before 1 January 1983 and had been consularly registered, would have become a British citizen on 1 January 1983.

s.10(1) - entitlement to acquire British citizenship by a person who had renounced citizenship of the United Kingdom and Colonies before 1983.

s.10(2) - discretionary registration of a person connected with the United Kingdom who renounced citizenship of the United Kingdom and Colonies before 1983.

s.13(1) - entitlement to resume British citizenship by a person who renounced it to acquire some other citizenship.

s.13(3) - discretionary registration of a person who has previously renounced British citizenship.

s.36 - entitlement to registration of a stateless person.

Schedule 8 - any applications made before the commencement of the 1981 Act continue to be decided in accordance with the provisions of the previous nationality Acts.

4. The following symbols are used in the tables:

\* not applicable

- nil

5. Statistics for the years 1962 - 1983 were published annually in "Statistics of persons acquiring Citizenship of the United Kingdom and Colonies" (for 1962-77), "Tables of persons acquiring Citizenship of the United Kingdom and Colonies" (for 1978-82) and "Tables of persons acquiring British Citizenship" (for 1983), all of which are available from HMSO. Statistics for 1984 and subsequent years were published in the relevant annual Statistical Bulletin. Copies of previous bulletins, and further copies of this bulletin, are available from:

Home Office  
Research and Statistics Directorate  
Information and Publications Group  
Room 1308  
Apollo House  
36 Wellesley Road  
Croydon  
Surrey CR9 3RR

Telephone 0181-760 8340

Enquiries about the figures should be made to:

Home Office  
Research and Statistics Directorate  
Immigration and General Unit  
Room 1303  
Apollo House  
36 Wellesley Road  
Croydon  
Surrey CR9 3RR

Telephone 0181-760 8280

Press enquiries should be made to:

Home Office  
Press Office  
50 Queen Anne's Gate  
London SW1H 9AT

Telephone 0171-273 4620

---

The Home Office  
Research and Statistics Directorate

#### Mission Statement

The Research and Statistics Directorate is an integral part of the Home Office, serving Ministers and the department, its services, Parliament and the public through research, development and statistics. Information and knowledge from these sources informs policy development and the management of programmes; their dissemination improves wider public understanding of matters of Home Office concern.

---