


Home Office Statistical Bulletin

Research and Statistics Department
50 Queen Anne's Gate, London SW1H 9AT

ISSN 0143 6384



Issue 16/93

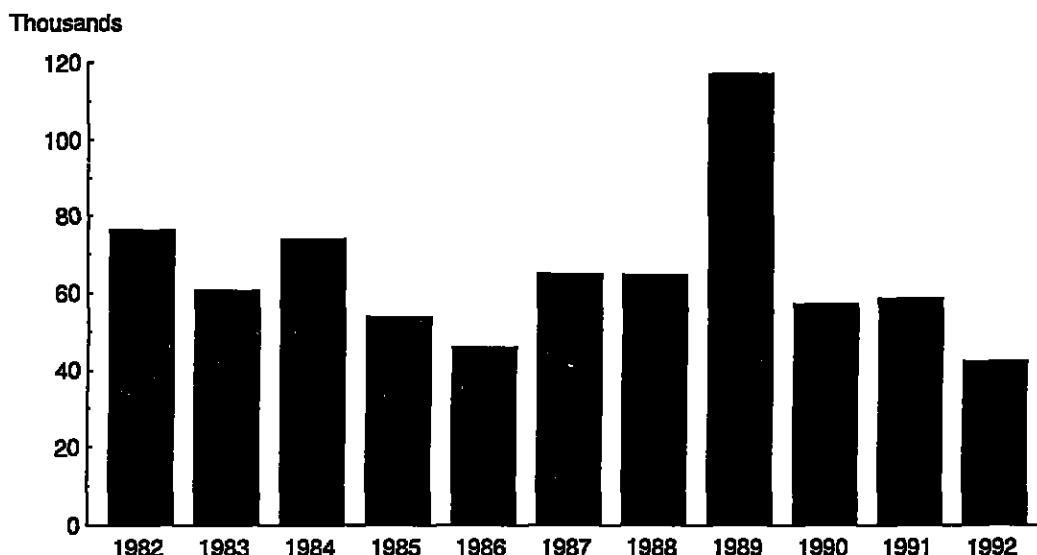
24 June 1993

PERSONS GRANTED BRITISH CITIZENSHIP UNITED KINGDOM, 1992

MAIN POINTS:

- 42,200 persons were granted British citizenship in the United Kingdom in 1992, fewer than in 1991 (paragraph 1).
- Citizens of New Commonwealth countries accounted for over 50 per cent of the total, compared with nearly 80 per cent in 1988 (paragraph 5).
- 45 per cent were granted on the basis of residence, 35 per cent because of marriage, and 20 per cent were minor children (paragraph 3).
- The largest nationalities were India (10 per cent), Pakistan (10 per cent) and Bangladesh (5 per cent) (paragraph 5).

Figure 1 GRANTS OF BRITISH CITIZENSHIP IN THE
UNITED KINGDOM, 1982 - 1992



TOTAL GRANTS (Figure 1 and Table 1)

1. 42,200 persons were granted British citizenship in the United Kingdom in 1992, compared with 58,600 in 1991 and 57,300 in 1990. The fall partly reflected a continuing change in the balance of the work, with the more straightforward applications for registration forming a smaller proportion of the total. In addition, there was a decrease in the number of staff following the closure of the nationality office in Croydon at the end of 1991, when the final stage of the transfer of the work to Liverpool took place. About 36,000 new applications were received in 1992, and the number of applications awaiting decision decreased to around 50,000 at the end of the year.

2. These data, and those in the rest of the bulletin apart from Table 5, exclude 48,700 persons granted British citizenship in Hong Kong in 1992 under the British Nationality (Hong Kong) Act 1990.

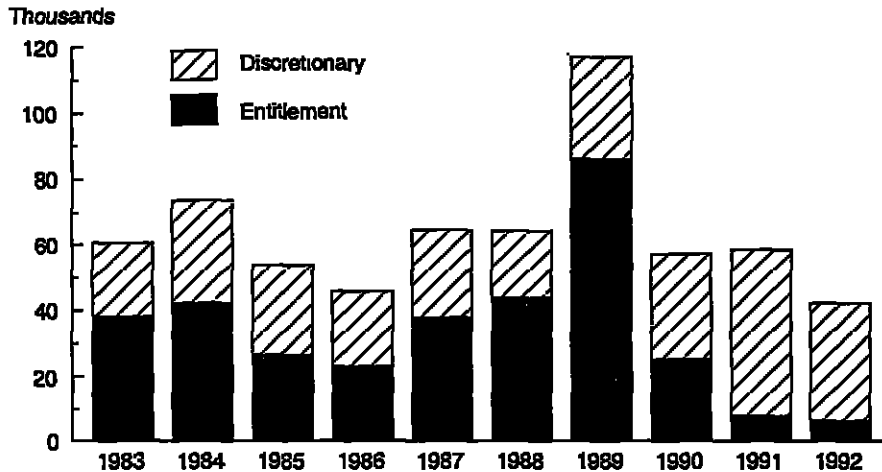
BASIS OF GRANT (Table 1)

3. As in previous years, a period of residence in the United Kingdom was the most frequent basis on which persons were granted British citizenship in 1992. The number of such grants was 18,200 or nearly 45 per cent of the total, compared with a peak of 70 per cent in 1988-9, and the lowest proportion since 1981. The number of grants because of marriage was 13,900 or nearly 35 per cent of the total, compared with 20 per cent in 1988-9, and the highest proportion for at least ten years. Most (9,300) of the remaining grants were to minor children who accounted for about 20 per cent of the total, a proportion similar to those for most years since 1982.

TYPE OF GRANT (Figure 2 and Table 2)

4. About 85 per cent (35,700) of the grants of British citizenship in 1992 were discretionary, rather than by entitlement. This proportion was the same as that in 1991 and compared with 55 per cent in 1990, 30 per cent on average in 1988-9 and around 40 to 50 per cent in the mid-1980s. The British Nationality Act 1981 reduced greatly the number of persons eligible to claim British citizenship by reason of entitlement. As a consequence many such persons applied in 1987 just before the transitional provisions of the Act ended. The backlog of these 1987 applications was mainly cleared by the beginning of 1991, and therefore subsequently there were relatively few entitlement cases, but more discretionary cases, to be dealt with.

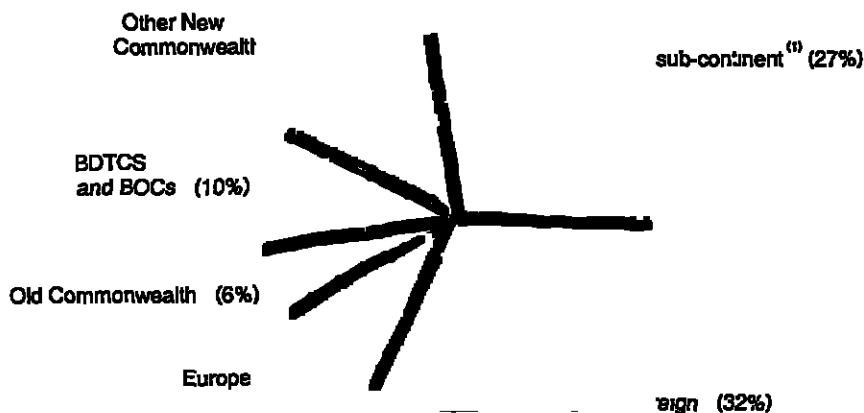
Figure 2 GRANTS OF BRITISH CITIZENSHIP IN THE UNITED KINGDOM, BY TYPE OF GRANT, 1983 - 1992



PREVIOUS NATIONALITY (Figure 3 and Tables 3, 4)

5. Citizens of New Commonwealth countries accounted for over 50 per cent (17,800) of the total number of persons granted British citizenship in 1992, the proportion having continued to decline from nearly 80 per cent in 1988. The largest New Commonwealth nationalities in 1992 were India (10 per cent of the total), Pakistan (10 per cent), Bangladesh (5 per cent). In total, the Indian sub-continent (including Sri Lanka) accounted for 27 per cent, compared with 34 per cent in 1991. Citizens of Old Commonwealth countries and the Irish Republic comprised only 6 and ½ per cent respectively. Citizens of other foreign countries accounted for 41 per cent (17,400) of the total, compared with 37 per cent in 1991, with nationals of European countries (excluding the Irish Republic) comprising 9 per cent, Iran and Vietnam each 4 per cent, and South Africa 3 per cent.

Figure 3 GRANTS OF BRITISH CITIZENSHIP IN THE UNITED KINGDOM IN 1992, BY PREVIOUS NATIONALITY



(1) Includes Sri Lanka
 (2) British Dependent Territories citizens, British Overseas citizens

TABLES : CONTENTS

Grants of British citizenship in the United Kingdom

Table 1	Grants by basis (residence, marriage, etc), 1982-92
Table 2	Grants by type (discretionary, entitlement) and basis, 1988-92
Table 3	Grants by broad groupings of previous nationality, 1988-92
Table 4	Grants by previous nationality, type and category (relevant section of British Nationality Act 1981), 1992

Other grants of citizenship

Table 5	Grants by type of citizenship, 1988-92
---------	--

Table 1 Grants of British citizenship⁽¹⁾ in the United Kingdom by basis of grant, 1982-92

Year of grant	Number of persons				
	All grants	Marriage	Minor children	Residence	Other ⁽²⁾
1982 ⁽¹⁾	76,278	18,641	14,133	43,452	52
1983	60,691	12,191	11,441	31,729	5,330
1984	73,982	22,301	13,826	37,164	691
1985	53,765	15,056	11,034	26,997	678
1986	45,872	12,702	9,447	23,263	460
1987	64,876	16,352	9,502	38,555	467
1988	64,584	13,120	6,423	44,505	536
1989	117,129	22,740	11,830	82,026	533
1990	57,271	15,734	9,534	31,328	675
1991	58,642	19,513	10,646	27,534	949
1992	42,243	13,915	9,346	18,203	779

(1) Data for 1982 relate to grants of citizenship of the United Kingdom and Colonies.

(2) Data for 1983 onwards include British Dependent Territories citizens from Gibraltar registered as British citizens under s.5 of the British Nationality Act 1981.

Table 2 Grants of citizenship in the United Kingdom by type and basis of grant, 1988-92

	Number of persons				
Type and basis of grant	1988	1989	1990	1991	1992
Discretionary:					
Marrned to a British citizen	5,697	8,356	9,953	18,702	13,660
Minors	6,053	10,830	8,609	9,517	7,843
Residence qualifications/ relevant employment	8,837	11,894	13,362	22,273	14,164
Total	20,587	31,080	31,924	50,492	35,667
Entitlement:					
Women marrned before 1983 to a British citizen	7,423	14,384	5,781	811	255
Minors	370	1,000	925	1,130	1,503
Residence qualifications	35,668	70,132	17,966	5,260	4,039
Stateless persons	6	11	5	3	5
Resumption of citizenship	60	127	140	143	137
Gibraltarans	470	395	530	803	637
Total	43,997	86,049	25,347	8,150	6,576
All grants	64,584	117,129	57,271	58,642	42,243

Table 3 Grants of British citizenship in the United Kingdom by previous nationality, 1988-92

Previous nationality	Number of persons in thousands				
	1988	1989	1990	1991	1992
Irish Republic	0.9	8.8	4.1	0.5	0.2
Commonwealth	51.6	91.1	38.4	36.3	24.7
Old Commonwealth	1.2	3.5	1.6	2.1	2.5
Australia	0.3	0.9	0.6	0.6	0.7
Canada	0.5	1.6	0.6	0.9	1.1
New Zealand	0.4	1.0	0.5	0.6	0.7
New Commonwealth ⁽¹⁾	50.4	87.6	36.8	34.2	22.2
Africa	3.3	5.3	3.7	4.2	3.0
Indian sub-continent ⁽²⁾	16.6	33.5	21.1	19.9	11.5
West Indies	25.0	38.1	4.9	3.1	1.9
Other NCW countries	2.4	5.7	3.0	2.7	1.4
British Dependent Territories citizens, British Overseas citizens, British subjects	3.0	5.0	4.1	4.3	4.3
Foreign	12.1	17.3	14.7	21.9	17.4
European Community	1.0	2.0	1.4	1.5	1.2
Other Europe	1.4	2.1	2.3	3.4	2.6
USA	0.4	0.7	0.7	0.7	0.9
Other Americas	0.4	0.6	0.4	0.7	0.7
South Africa	1.8	2.7	2.6	1.6	1.3
Other foreign	7.1	9.2	7.3	13.9	10.7
All grants	64.6	117.1	57.3	58.6	42.2

(1) Including British Dependent Territories citizens, British Overseas citizens and British subjects.

(2) Including Sri Lanka.

Table 4 Grants of British citizenship in the United Kingdom in 1982 by previous nationality, and type and category of grant

Number of persons

Previous nationality	Discretionary [1]				Entitlement [1]				Resumption
	Total	Residence or relevant employment	Marrried to a British citizen	Minor children	Residence	Marrried to a British citizen	Minor children	Others	
		ss. 4(5), 6(1), sch. 8	ss. 6(2), 8(2), (3)	s. 3(1), sch. 8	ss. 4(2), 7(1), (2), sch. 8	s. 8(1), sch. 8	s. 1(3) ss.3(2), 3(6)	ss. 4,9	ss. 10, 13
Commonwealth [2]									
Antigua & Barbuda	7	-	4	3	-	-	-	-	-
Australia	722	91	66	543	-	-	2	20	-
Bahamas	20	1	6	7	-	-	-	-	6
Bangladesh	2,301	721	783	700	51	36	8	2	-
Barbados	134	64	46	7	16	-	-	1	-
Belize	16	2	6	8	-	-	-	-	-
Botswana	1	-	-	1	-	-	-	-	-
Brunei	2	-	2	-	-	-	-	-	-
Canada	1,112	119	165	812	3	1	5	8	-
Cyprus	463	132	280	36	6	2	5	2	-
Dominica	60	33	12	3	12	-	-	-	-
Fiji	43	6	30	7	-	-	-	-	-
Gambia	18	6	6	2	2	-	3	-	-
Ghana	807	333	276	108	13	1	76	-	-
Grenada	79	50	18	8	3	-	-	-	-
Guyana	203	73	98	16	14	11	-	-	-
India	4,087	1,419	1,934	426	180	50	53	5	-
Irish Republic	214	46	72	40	51	2	1	2	-
Jamaica	869	395	321	62	82	1	2	5	1
Kenya	490	166	191	84	9	8	4	2	26
Malawi	40	10	15	13	1	-	-	-	-
Malaysia	356	145	173	19	6	4	9	-	-
Maldives	1	-	1	-	-	-	-	-	-
Malta	137	52	47	12	6	-	-	-	20
Mauritius	268	134	112	14	3	1	3	-	1

Table 4 Grants of British citizenship in the United Kingdom in 1992 by previous nationality, and type and category of grant (continued)

Number of persons

Previous nationality	Discretionary [1]				Entitlement [1]				Resumption
	Total	Residence or relevant employment	Marrried to a British citizen	Minor children	Residence	Marrried to a British citizen	Minor children	Others	
		ss 4(5), 6(1), sch. 8	ss. 6(2), 8(2), (3)	s. 3(1), sch. 8	ss. 4(2), 7(1),(2), sch. 8	s. 8(1), sch. 8	s. 1(3) ss.3(2), 3(5)	ss. 4,9	ss. 10, 13
Namibia	5	-	-	-	-	-	-	-	5
New Zealand	693	168	187	331	-	-	5	2	-
Nigeria	747	266	175	111	23	1	166	-	5
Pakistan	4,160	1,162	2,338	490	2	111	55	2	-
Papua New Guinea	1	-	-	-	-	-	-	-	1
St. Kitts and Nevis	4	-	3	1	-	-	-	-	-
St. Lucia	70	36	27	2	5	-	-	-	-
St. Vincent	73	38	23	8	4	-	-	-	-
Seychelles	53	23	18	6	3	-	2	-	1
Sierra Leone	103	39	38	15	2	-	9	-	-
Singapore	90	24	46	8	3	-	2	6	1
Solomon Islands	1	-	1	-	-	-	-	-	-
Sri Lanka	958	521	209	141	8	1	75	-	3
Swaziland	3	-	2	-	-	-	-	-	1
Tanzania	283	99	120	60	8	3	3	-	-
Tonga	1	1	-	-	-	-	-	-	-
Trinidad & Tobago	346	128	153	25	24	2	1	2	11
Uganda	94	52	17	15	4	-	6	-	-
Western Samoa	1	1	-	-	-	-	-	-	-
Zambia	121	39	55	18	-	1	-	3	5
Zimbabwe	328	80	108	113	-	2	5	20	-
British Overseas citizens	1,321	9	8	20	1,284	-	-	-	-
British Dependent Territories citizens	2,230(3)	25	103	169	1,932	-	58	3	-
British subjects	93	6	2	3	83	-	-	-	-
Total Commonwealth [2]	24,269(3)	6,712	8,297	4,457	3,843	228	559	86	87

Table 4 Grants of British citizenship in the United Kingdom in 1992 by previous nationality, and type and category of grant (continued)

Number of persons

Previous nationality	Total	Discretionary [1]				Entitlement [1]				Resumption
		Residence or relevant employment	Married to a British citizen	Minor children	Residence	Married to a British citizen	Minor children	UK born child	Of a British citizen	
		ss. 4(5), 6(1), sch. 8	ss. 6(2), 8(2), (3)	s. 3(1), sch. 8	ss. 4(2), 7(1),(2), sch. 8	s. 8(1), sch. 8	s. 1(3) ss.3(2), 3(6)	s. 1(3) ss.3(2), 3(6)	ss. 4,9	ss. 10, 13
Foreign [4]										
Afghanistan	32	18	6	6	-	-	2	-	-	-
Algeria	122	33	78	11	-	-	-	-	-	-
Andorra	1	-	-	1	-	-	-	-	-	-
Argentina	77	11	30	32	-	-	1	3	-	-
Austria	49	11	11	26	-	-	-	1	-	-
Bahrain	14	2	6	2	-	-	2	2	-	-
Belgium	42	10	9	21	-	-	-	2	-	-
Benin	1	-	1	-	-	-	-	-	-	-
Bolivia	19	14	4	1	-	-	-	-	-	-
Bosnia Herzegovena	1	-	1	-	-	-	-	-	-	-
Brazil	82	14	37	21	-	-	2	8	-	-
Bulgaria	32	8	21	3	-	-	-	-	-	-
Burkina Faso	1	1	-	-	-	-	-	-	-	-
Cambodia	81	23	5	3	-	-	-	-	-	-
Cameroon	21	9	2	7	-	-	3	-	-	-
Cape Verde	3	-	3	-	-	-	-	-	-	-
Chile	101	56	29	16	-	-	-	1	-	-
China	739	390	300	41	-	8	-	-	-	-
Colombia	169	70	75	21	-	-	3	-	-	-
Congo	1	-	1	-	-	-	-	-	-	-
Costa Rica	4	-	4	-	-	-	-	-	-	-
Cuba	4	3	1	-	-	-	-	-	-	-
Czechoslovakia	54	22	21	11	-	-	-	-	-	-
Denmark	23	2	10	10	-	-	-	-	-	1
Djibouti	4	-	3	1	-	-	-	-	-	-

Table 4 Grants of British citizenship in the United Kingdom in 1992 by previous nationality, and type and category of grant (continued)

Previous nationality	Discretionary [1]				Entitlement [1]				Number of persons Resumption
	Total	Residence or relevant employment	Married to a British citizen	Minor children	Residence	Married to a British citizen	Minor children		
							UK born child	Of a British citizen	
		ss. 4(5), 6(1), sch. 8	ss. 6(2), 8(2), (3)	s 3(1), sch 8	ss. 4(2), 7(1),(2), sch. 8	s. 8(1), sch. 8	s. 1(3) ss.3(2), 3(5)	ss. 4,9	ss. 10, 13
Dominican Republic	13	5	3	2	-	-	3	-	-
Ecuador	9	2	4	1	-	-	-	2	-
Egypt	423	176	168	39	-	1	39	-	-
El Salvador	18	3	7	5	-	-	3	-	-
Estonia	14	9	5	-	-	-	-	-	-
Ethiopia	96	73	16	4	-	-	3	-	-
Finland	16	6	5	-	-	-	2	3	-
Gabon	1	-	1	-	-	-	-	-	-
Germany	251	37	79	111	-	1	5	12	6
Greece	134	48	54	21	-	1	4	6	-
Guatemala	4	1	3	-	-	-	-	-	-
Guinea	2	-	2	-	-	-	-	-	-
Haiti	1	1	-	-	-	-	-	-	-
Honduras	4	1	2	1	-	-	-	-	-
Hungary	102	40	69	3	-	-	-	-	-
Iceland	8	-	3	4	-	-	1	-	-
Indonesia	33	5	20	7	-	-	-	1	-
Iran	1,658	1,026	458	97	-	-	69	2	6
Iraq	741	392	182	98	-	-	69	-	-
Israel	370	90	142	111	-	-	14	13	-
Italy	187	25	68	78	-	1	1	13	-
Ivory Coast	4	1	3	-	-	-	-	-	-
Japan	42	7	15	6	-	1	10	3	-
Jordan	223	87	95	32	-	-	9	-	-
Korea	37	10	20	6	-	-	1	-	-

Table 4 Grants of British citizenship in the United Kingdom in 1992 by previous nationality, and type and category of grant (continued)

Number of persons

Previous nationality	Total	Discretionary [1]			Entitlement [1]			Resumption
		Residence or relevant employment	Married to a British citizen	Minor children	Residence	Married to a British citizen	Minor children	
		ss. 4(5), 6(1), sch. 8	ss. 6(2), 8(2), (3)	s. 3(1), sch. 8	ss. 4(2), 7(1), (2), sch. 8	s. 8(1), sch. 8	UK born child s. 1(3) ss. 3(2), 3(5) Of a British citizen ss. 4, 9	ss. 10, 13
Kuwait	10	2	2	6	-	-	-	-
Laos	19	13	2	4	-	-	-	-
Latvia	45	34	11	-	-	-	-	-
Lebanon	440	242	101	80	-	-	16	-
Liberia	2	-	1	1	-	-	-	-
Libya	110	32	45	15	-	-	17	-
Lithuania	12	6	7	-	-	-	-	-
Luxembourg	1	-	-	-	-	-	-	-
Madagascar	2	1	1	-	-	-	-	-
Mauritania	4	1	3	-	-	-	-	-
Mexico	38	6	22	8	-	-	1	-
Monaco	1	-	-	1	-	-	-	-
Morocco	512	280	212	20	-	-	-	-
Mozambique	13	3	6	2	-	-	1	-
Myanmar (Burma)	66	38	9	18	-	1	-	-
Nepal	29	16	5	7	-	-	-	1
Netherlands	68	14	21	19	-	-	6	4
Nicaragua	3	2	1	-	-	-	-	-
Norway	70	9	12	43	-	1	1	2
Oman	2	1	1	-	-	-	-	-
Panama	4	1	3	-	-	-	-	-
Paraguay	4	-	2	2	-	-	-	-
Peru	70	15	39	15	-	-	1	-
Philippines	1,039	369	563	100	-	1	3	-
Poland	816	439	318	37	-	1	21	-

Table 4 Grants of British citizenship in the United Kingdom in 1992 by previous nationality, and type and category of grant (continued)

Number of permits

Previous nationality	Discretionary [1]				Entitlement [1]				Resumption
	Total	Residence or relevant employment	Married to a British citizen	Minor children	Residence	Married to a British citizen	Minor children		
							UK born child	Of a British citizen	
		ss. 4(6), 6(1), sch. 8	ss. 6(2), 8(2), (3)	s. 3(1), sch. 8	ss. 4(2), 7(1)(2), sch. 8	s. 8(1), sch. 8	s. 1(3) ss.3(2), 3(5)	ss. 4,9	ss. 10, 13
Portugal	94	34	44	9	-	-	3	4	-
Romania	29	12	12	5	-	-	-	-	-
Russian Federation	4	-	4	-	-	-	-	-	-
Rwanda	1	1	-	-	-	-	-	-	-
Saudi Arabia	27	9	3	13	-	-	2	-	-
Senegal	2	-	1	-	-	-	-	1	-
Somalia	131	42	22	57	-	-	10	-	-
South Africa	1,315	262	423	574	-	10	14	30	1
Spain	99	16	17	58	-	-	-	8	-
Sudan	95	48	34	10	-	-	3	-	-
Surinam	2	-	2	-	-	-	-	-	-
Sweden	56	8	11	32	-	-	-	1	4
Switzerland	250	25	72	109	-	-	2	19	23
Syria	148	65	56	9	-	-	18	-	-
Thailand	176	27	126	15	-	1	4	3	-
Togo	31	-	2	-	-	-	-	-	-
Tunisia	65	10	45	9	-	-	1	-	-
Turkey	541	241	235	48	-	1	16	-	-
Ukraine	182	122	59	1	-	-	-	-	-
USSR	46	11	31	4	-	-	-	-	-
United Arab Emirates	8	2	1	3	-	-	-	2	-
United States of America	899	172	179	420	-	4	59	64	1
Uruguay	12	4	6	1	-	-	-	1	-
Venezuela	32	6	17	8	-	-	1	-	-
Vietnam	1,526	1,096	84	345	-	-	1	-	-

Table 4 Grants of British citizenship in the United Kingdom in 1992 by previous nationality, and type and category of grant (continued)

Number of persons

Previous nationality	Discretionary [1]				Entitlement [1]				Resumption
	Total	Residence or relevant employment	Married to a British citizen	Minor children	Residence	Married to a British citizen	Minor children	Others	
		ss. 4(5), 6(1), sch. 8	ss. 6(2), 8(2), (3)	s 3(1), sch. 8	ss. 4(2), 7(1),(2), sch. 8	s. 8(1), sch. 8	UK born child s. 1(3) ss.3(2), 3(5)	ss. 4,9	ss. 10, 13
Yemen	180	88	30	52	-	-	10	-	-
Yugoslavia	266	132	117	14	-	-	2	1	-
Zaire	9	4	1	2	-	-	2	-	-
British Protected Persons	198	3	-	3	192	-	-	-	-
Uncertain nationality	1,230[5]	692	193	215	4	-	86	39	1
Total Foreign	17,332[5]	7,452	5,363	3,386	196	27	561	296	1
All Nationalities	41,601[5][5]	14,164	13,660	7,843	4,039	255	1,120	382	1

[1] Excluding 'Resumption'.

[2] Includes Irish Republic (see explanatory note 2).

[3] In addition, 637 BDTG (Gibraltar) were registered under section 5 of the British Nationality Act 1981.

[4] Excludes Irish Republic.

[5] In addition, 5 stateless persons were registered under section 36 of the British Nationality Act 1981.

Table 5 Other grants of citizenship by type of citizenship, 1988-92

Type of citizenship	Number of persons				
	1988	1989	1990	1991	1992
British citizenship granted in Hong Kong	*	*	-	6,609	48,709
British Dependent Territories citizenship ⁽¹⁾	3,792	4,131	4,383	16,523 ⁽²⁾	12,116 ⁽²⁾
British Overseas citizenship ⁽³⁾	85	202	86	37	30
Of which: Wives	75	172	73	25	5
Minors	10	29	10	12	20
Stateless persons	-	1	3	-	5
British subject status ⁽³⁾	2	-	2	1	-

(1) Granted in the Dependent Territories.

(2) The large numbers of grants in 1991-2 reflected an increase in the number of applications received in Hong Kong in 1989 following the Tienanman Square incident, and in 1990 before the enactment of the British Nationality (Hong Kong) Act 1990.

(3) Granted in the United Kingdom

EXPLANATORY NOTES

1. For the purpose of Table 3, Pakistan has been treated as a Commonwealth country throughout despite rejoining the Commonwealth only on 1 October 1989. The term "foreign" means "non-Commonwealth".

2. The nationality shown in the first column of Tables 3 and 4 is the one, or in cases of dual nationality the main one, which the person possessed immediately before acquiring British citizenship. As citizens of the Republic of Ireland are treated in the same way as Commonwealth citizens in the naturalisation and registration provisions of the Acts, they have been included in the Commonwealth section of Table 4.

3. The categories shown in Tables 1, 2 and 4 relate to the section of the British Nationality Act 1981 under which citizenship was acquired. The following is a brief summary of the provisions of the relevant sections of the Act:

s.1(3) - entitlement to registration of a minor born in the United Kingdom when one of his parents becomes a British citizen or becomes settled in the United Kingdom.

s.3(1) - discretionary registration of a minor.

s.3(2) - entitlement to registration of a minor less than one year old who was born outside the United Kingdom to parents one of whom was a British citizen by descent.

s.3(5) - entitlement to registration of an overseas-born minor resident in the United Kingdom, one of whose parents was a British citizen by descent.

s.4(2) - entitlement to registration of a British Dependent Territories citizen, a British Overseas citizen, a British subject or a British protected person resident in the United Kingdom.

s.4(5) - discretionary registration on the grounds of Crown Service of a British Dependent Territories citizen, a British Overseas citizen, a British subject or a British protected person.

s.5 - entitlement to registration of a British Dependent Territories citizen from Gibraltar.

s.6(1) - naturalisation of an adult by virtue of residence in the United Kingdom.

s.6(2) - naturalisation of an adult, resident in the United Kingdom, by virtue of marriage to a British citizen.

s.7 - transitional entitlement to registration (which, with minor exceptions, ended on 31 December 1987) of a Commonwealth citizen who is resident in the United Kingdom.

s.8(1) - transitional entitlement to registration (which ended on 31 December 1987) of a woman still married since before 1983 to a man who became a British citizen on commencement of the 1981 Act.

s.8(2) and 8(3) - transitional discretionary registration (which ended on 31 December 1987) of a woman married before 1983 to a man who would have become a British citizen but for his death or renunciation of citizenship.

s.9 - transitional entitlement to registration (which ended on 31 December 1988) of a minor born in a foreign country whose father was or would have been a British citizen.

s.10(1) - entitlement to acquire British citizenship by a person who had renounced citizenship of the United Kingdom and Colonies before 1983.

s.10(2) - discretionary registration of a person connected with the United Kingdom who renounced citizenship of the United Kingdom and Colonies before 1983.

s.13(1) - entitlement to resume British citizenship by a person who renounced it to acquire some other citizenship.

s.13(3) - discretionary registration of a person who has previously renounced British citizenship.

s.36 - entitlement to registration of a stateless person.

Schedule 8 - any applications made before the commencement of the 1981 Act continue to be decided in accordance with the provisions of the previous nationality Acts.

4. The following symbols are used in the tables:

* not applicable

- nil

5. Statistics for the years 1962 - 1983 were published annually in "Statistics of persons acquiring Citizenship of the United Kingdom and Colonies" (for 1962-77), "Tables of persons acquiring Citizenship of the United Kingdom and Colonies" (for 1978-82) and "Tables of persons acquiring British Citizenship" (for 1983), all of which are available from HMSO. Statistics for 1984 and subsequent years were published in the relevant annual Statistical Bulletin. Copies of previous bulletins, and further copies of this bulletin, are available from:

**Home Office Research and Statistics Department
Dissemination Unit, Room 1834
Lunar House
40 Wellesley Road
Croydon
Surrey CRO 9YD**

Telephone 081-760 2850

Enquiries about the figures should be made to:

**Home Office Research and Statistics Department
S3 Division, Room 1822
Lunar House
40 Wellesley Road
Croydon
Surrey CRO 9YD**

Telephone 081-760 2301

Press enquiries should be made to:

**Home Office Press Office
50 Queen Anne's Gate
London SW1H 9AT**

Telephone 071-273 4620

**The Home Office
Research and Statistics Department**

Mission Statement

The Research and Statistics Department is an integral part of the Home Office, serving Ministers and the department, its services, Parliament and the public through research, development and statistics. Information and knowledge from these sources informs policy development and the management of programmes; their dissemination improves wider public understanding of matters of Home Office concern.

HOME OFFICE STATISTICAL BULLETINS ISSUED IN THE PAST YEAR.

Issue No	Date	Title
11/92	17.06.92	Persons Granted British Citizenship, United Kingdom 1991.
12/92	24.06.92	Asylum Statistics, United Kingdom 1990 - 1991.
13/92	24.06.92	Statistics of Community Service Orders, England and Wales 1990
14/92	24.06.92	Notifiable Offences, England and Wales April 1991 - March 1992.
15/92	02.07.92	Operation of Certain Police Powers Under PACE, England and Wales, 1991.
16/92	15.07.92	Time Intervals for Indictable Proceedings in Magistrates' Courts: February 1992.
17/92	09.07.92	Control of Immigration: Statistics - Third and Fourth Quarters and Year 1991.
18/92	22.07.92	Effect of Reclassification of Offences in the 1988 Criminal Justice Act.
19/92	23.07.92	Firearms Certificates Statistics, England and Wales, 1991
20/92	06.08.92	The Criminal Histories of those Cautioned in 1985 and 1988.
21/92	29.07.92	Breath Test Statistics, England and Wales 1991.
22/92	30.07.92	Motoring Offences, England and Wales 1990.
23/92	13.08.92	Statistics on the Operation of the Prevention of Terrorism Legislation - 1992 Second Quarter.
24/92	20.08.92	Offences of Drunkenness, England and Wales, 1990.
25/92	22.09.92	Statistics of Drugs Seizures and Offenders Dealt With, United Kingdom, 1991.
26/92	21.10.92	Probation Statistics, England and Wales, 1991.
27/92	22.10.92	Summary Fire Statistics, United Kingdom, 1991.
28/92	22.10.92	Betting Licensing, Great Britain, June 1991 - May 1992.
29/92	27.10.92	Control of Immigration: Statistics - First and Second Quarters 1992.
30/92	28.10.92	Cautions, Court Proceedings and Sentencing, England and Wales, 1991.
31/92	28.10.92	Notifiable Offences, England and Wales, July 1991 to June 1992.
32/92	10.11.92	Domestic Proceedings, England and Wales, 1991.
33/92	19.11.92	Time Intervals for Criminal Proceedings in Magistrates' Courts: June 1992.
34/92	26.11.92	Statistics on the Operation of the Prevention of Terrorism Legislation - 1992 Third Quarter.
35/92	15.12.92	Main Sources of Statistical Data on the Criminal Justice system Collected by the Central Government.
1/93	28.01.93	Motoring Offences, England and Wales, 1991.
2/93	17.02.93	Statistics of Mentally Disordered Offenders, England and Wales, 1991.
3/93	18.02.93	Life Licensees and Restricted Offenders Reconvictions: England and Wales 1990.
4/93	26.02.93	Liquor Licensing Statistics, England and Wales, July 1991 - June 1992.
5/93	25.02.93	Statistics on the Operation of the Prevention of Terrorism Legislation - 1992.
6/93	30.03.93	Projections of Long Term Trends in the Prison Population to 2001.
7/93	30.03.93	The Prison Population in 1992.
8/93	15.04.93	Time Intervals for Indictable Proceedings in Magistrates' Courts: October 1992.
9/93	28.04.93	Notifiable Offences, England and Wales, 1992.
10/93	22.04.93	Statistics of Deaths Reported to Coroners: England and Wales 1992.
11/93	28.04.93	Police Complaints and Discipline, England and Wales, 1992.
12/93	30.04.93	Breath Test Statistics, England and Wales, 1992.
13/93	29.04.93	Criminal Appeals, England and Wales, 1991.
14/93	06.05.93	Control of Immigration: Statistics - Third and Fourth Quarters and Year 1992.
15/93	27.05.93	Statistics of Drug Addicts Notified to the Home Office, United Kingdom, 1992.

Copies of these bulletins are available from: Research and Statistics Department, Home Office, Lunar House, 40, Wellesley Road, Croydon. CR0 9YD. Tel: 081-760-2850.