



HOME OFFICE

statistical bulletin

Statistical Department, Lunar House, Croydon, Surrey CR0 9YD

Issue 6/91

25 April 1991

CITIZENSHIP STATISTICS UNITED KINGDOM 1990

SUMMARY

1. 57,300 people were granted British citizenship in 1990 compared with 117,100 in 1989. Following the completion in 1989 of most of the more straightforward applications for registration under the transitional provisions of the British Nationality Act 1981, effort was devoted to the more complex and time-consuming applications for naturalisation on a discretionary basis. Output was also affected by the transfer of work from Croydon to Liverpool where staff needed to be retrained. The effort devoted to applications for naturalisation in 1990 resulted in 31,900 people being granted citizenship on a discretionary basis and represents 56% of successful applications in 1990 compared with 27% in 1989. Reflecting this, grants on the basis of residence to Commonwealth citizens and citizens of the Republic of Ireland decreased substantially. Grants to Commonwealth citizens (including Pakistan) decreased from 91,100 in 1989 to 38,400 in 1990; grants to citizens of the West Indies from 38,100 to 4,900 and those to citizens of India and Bangladesh from 24,500 to 14,300.

Total grants (Tables 1 and 3 and Figure 1)

2. 57,300 people were granted British citizenship in the United Kingdom in 1990. Of these 31,900 grants were discretionary, the highest number of such cases since the British Nationality Act 1981 came into force. These also formed a higher proportion, 56 per cent, of the applications processed by the Nationality Department during the



A publication of the Government Statistical Service

year than in previous years when relatively more straightforward applications for registration were being processed. During the year most of the work was transferred from the Nationality Division in Croydon to its office in Liverpool (which had been opened in August 1988 with the specific aim of processing applications for registration under the transitional provisions of the Act).

3. Earlier, the number of grants increased from around 25,000 a year between 1977 and 1980 to 70,000 a year during 1982-84, reflecting the large numbers of applications received around the time when the British Nationality Act came into force on 1 January 1983. The number fell to 46,000 in 1986, when the total applications processed was reduced by the work involved in the computerisation of some of the administrative procedures, but then increased to 65,000 in 1987 and 1988, and 117,100 in 1989 reflecting increased productivity from computerisation and the increase in transitional registration applications in 1987.

Grants by basis and nationality (Tables 2, 3 and 4 and Figures 2 and 3)

4. As in previous years, residence in the United Kingdom was the most frequent basis on which people were granted British citizenship in 1990. The number of grants on this basis totalled 31,300, just over half of the total. Although this was only 7 per cent below the average for 1983-88, it was substantially lower than the 82,000 in 1989. This drop was more than accounted for by a decrease among those granted citizenship on the basis of an entitlement rather than at the Home Secretary's discretion for which the numbers increased by 1,500 to 13,400. In 1990 a further 15,700 grants were on the basis of the applicants' marriage to a British citizen, considerably less than the 22,700 such grants in 1989, but about the same as in 1987. 9,500 grants in 1990 were to minor children, 2,300 less than in 1989, and 4,300 less than the average for the years 1981-84.

5. Most of the decrease in grants in 1990 was among Commonwealth citizens and citizens of the Republic of Ireland. Grants to citizens of the West Indies, which had increased from 10,000 to 25,000 between 1986 and 1988, and to 38,100 in 1989, decreased to a low of 4,900 (9 per cent of total grants) in 1990; 2,300 of these grants

were to Jamaicans, very largely on the basis of residence. Grants to citizens of India and Bangladesh which had increased from 10,800 in 1988 to 24,500 in 1989 decreased to 14,300 (25 per cent of total grants) in 1990. There were also decreases in grants to citizens of Pakistan from 7,500 to 5,400, to Old Commonwealth citizens from 3,500 to 1,600, to African Commonwealth citizens from 5,300 to 3,700 and to British Overseas citizens from 2,900 to 1,700. Grants to British Dependent Territory citizens actually increased by 100 to 1,800. Although grants to citizens of the Republic of Ireland fell by more than half from 8,800 in 1989 to 4,100 (7 per cent of total grants) in 1990, they were still substantially higher than in any other year over the last decade. The number of grants to foreign nationals (excluding Irish and Pakistani citizens) in 1990, at 14,700, was also lower than the 17,300 in 1989, though higher than the 12,100 in 1988. Grants in 1990 to European nationals (3,700), and to South Africans (2,600), decreased only marginally while those to Vietnamese decreased from a high of 1,300 in 1989 to 970 in 1990.

EXPLANATORY NOTES

1. This bulletin gives the following information on grants of citizenship:

(a) a summary of the grants of British and British Overseas citizenship and British Subject status in the United Kingdom and of British Dependent Territories citizenship granted in the Dependencies, in each of the years 1983-90 (Table 1). This table does not include figures for the acquisition of Hong Kong British Dependent Territory citizens of British National (Overseas) status, under the Hong Kong (British Nationality) Order 1986. Between 1 July 1987 when the Order came into force, and 8 April 1991, 202,509 people had acquired British National (Overseas) status.

(b) a summary of the grants of citizenship in the United Kingdom by the main categories for the years 1979-90 (Table 2);

(c) a summary for 1979-90 of the previous nationalities or citizenships of persons granted citizenship in the United Kingdom (Table 3). Pakistan, for the purpose of this table, has been treated as a Commonwealth country throughout despite rejoining the Commonwealth on 1 October 1989;

(d) a table of grants of British citizenship in the United Kingdom in 1990, analysed by the previous nationality or citizenship and the section of the British Nationality Act 1981 under which citizenship was granted (Table 4). The figures for BDTC (Gibraltar) and stateless in Table 4 refer to persons registered under sections 5 or 36 respectively of the British Nationality Act 1981.

All grants of British citizenship, made since 1983, have been in the United Kingdom.

2. The nationality shown in the first column of Tables 3 and 4 is the one, or in cases of dual nationality the main one, which the person possessed immediately before acquiring British citizenship. As citizens of the Republic of Ireland are treated in the same way as Commonwealth citizens in the naturalisation and registration provisions of the Acts, they have been included in the Commonwealth section of Table 4.

3. The categories shown in Tables 1, 2 and 4 relate to the section of the British Nationality Act 1981 under which citizenship was acquired. The following is a brief summary of the provisions of the relevant sections of the Act:

s.1(3) - entitlement to registration of a minor born in the United Kingdom when one of his parents becomes a British citizen or becomes settled in the United Kingdom

s.3(1) - discretionary registration of a minor.

s.3(2) - entitlement to registration of a minor less than one year old who was born outside the United Kingdom to parents one of whom was a British citizen by descent.

s.3(5) - entitlement to registration of an overseas-born minor resident in the United Kingdom, one of whose parents was a British citizen by descent.

s.4(2) - entitlement to registration of a British Dependent Territories citizen, a British Overseas citizen, a British subject or a British protected person resident in the United Kingdom.

s.4(5) - discretionary registration on the grounds of Crown Service of a British Dependent Territories citizen, a British Overseas citizen, a British subject or a British protected person.

s.5 - entitlement to registration of a British Dependent Territories citizen from Gibraltar.

s.6(1) - naturalisation of an adult by virtue of residence in the United Kingdom.

s.6(2) - naturalisation of an adult, resident in the United Kingdom, by virtue of marriage to a British citizen.

s.7 - transitional entitlement to registration (which, with minor exceptions, ended on 31 December 1987) of a Commonwealth citizen who is resident in the United Kingdom.

s.8(1) - transitional entitlement to registration (which ended on 31 December 1987) of a woman still married since before 1983 to a man who became a British citizen on commencement of the 1981 Act.

s.8(2) and 8(3) - transitional discretionary registration (which ended on 31 December 1987) of a woman married before 1983 to a man who would have become a British citizen but for his death or renunciation of citizenship.

s.9 - transitional entitlement to registration (which ended on 31 December 1988) of a minor born in a foreign country whose father was or would have been a British citizen.

s.10(1) - entitlement to acquire British citizenship by a person who had renounced citizenship of the United Kingdom and Colonies before 1983.

s.10(2) - discretionary registration of a person connected with the United Kingdom who renounced citizenship of the United Kingdom and Colonies before 1983.

s.13(1) - entitlement to resume British citizenship by a person who renounced it to acquire some other citizenship.

s.13(3) - discretionary registration of a person who has previously renounced British citizenship.

s.36 - entitlement to registration of a stateless person.

Schedule 8 - any applications made before the commencement of the 1981 Act continue to be decided in accordance with the provisions of the previous nationality Acts.

4. Statistics for the years 1962 - 1983 were published annually in "Statistics of persons acquiring Citizenship of the United Kingdom and Colonies" (for 1962-77), "Tables of persons acquiring Citizenship of the United Kingdom and Colonies" (for 1978-82) and "Tables of persons acquiring British Citizenship" for (1983), all of which are available from HMSO. Statistics for 1984 to 1989 were published in Statistical Bulletins 21/85, 26/86, 29/87, 12/88, 9/89 and 11/90. These are available from the Home Office Research and Statistical Department.

5. Enquiries about the figures in the bulletin should be addressed to the Home Office Statistical Department, Lunar House, 40, Wellesley Road, Croydon, Surrey CRO 9YD (Tel: 081-760 2711). Press enquiries should be made to the Home Office Press Office, 50, Queen Anne's Gate, London SW1H 9AT (Tel: 071-273-4620).

6. The following symbols are used in the tables.

- * not applicable**
- nil**
- + negligible**

FIGURE 1

Grants of citizenship in the United Kingdom by basis of grant, 1979 - 1990

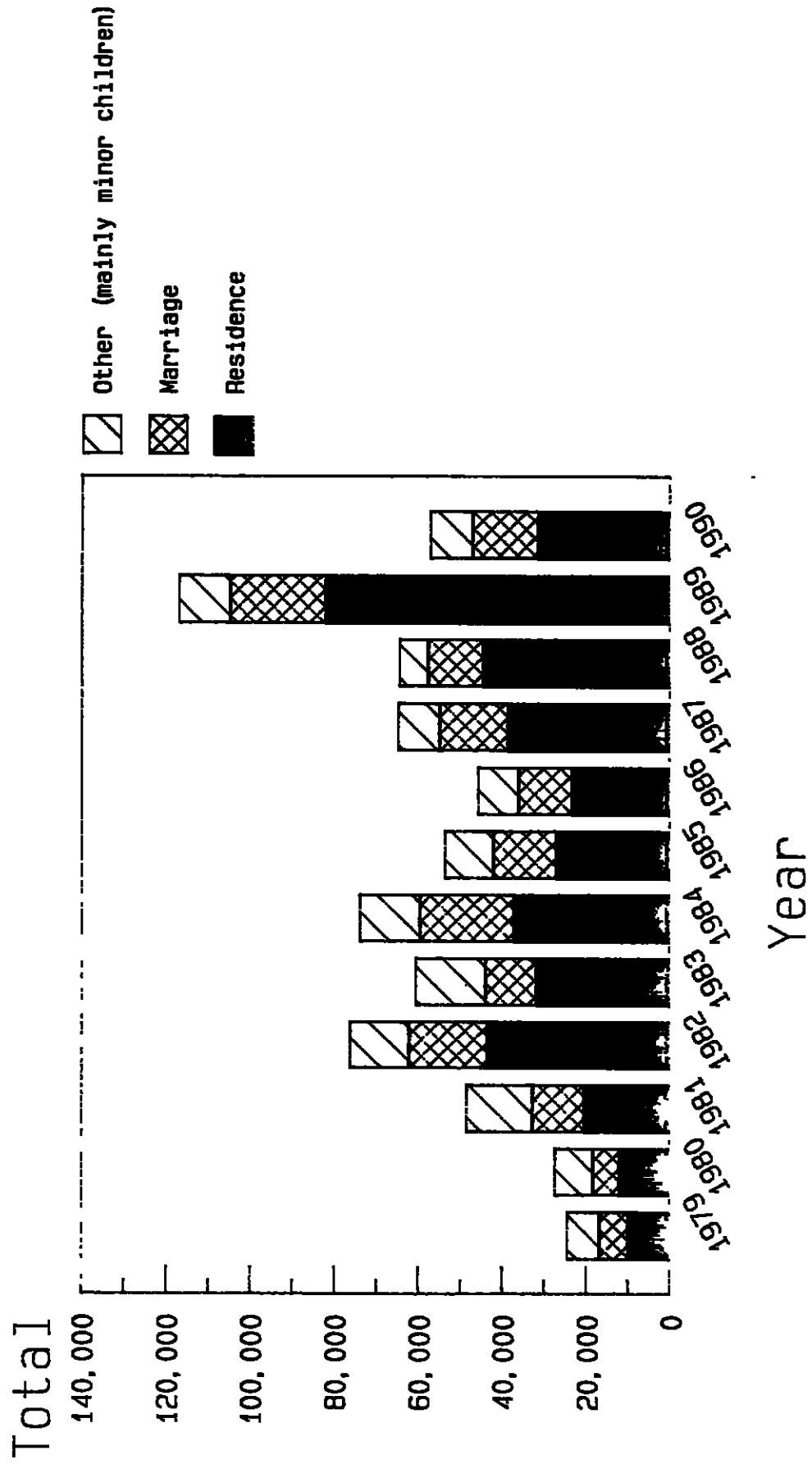


FIGURE 2

Grants of citizenship in the United Kingdom 1983 -- 1990

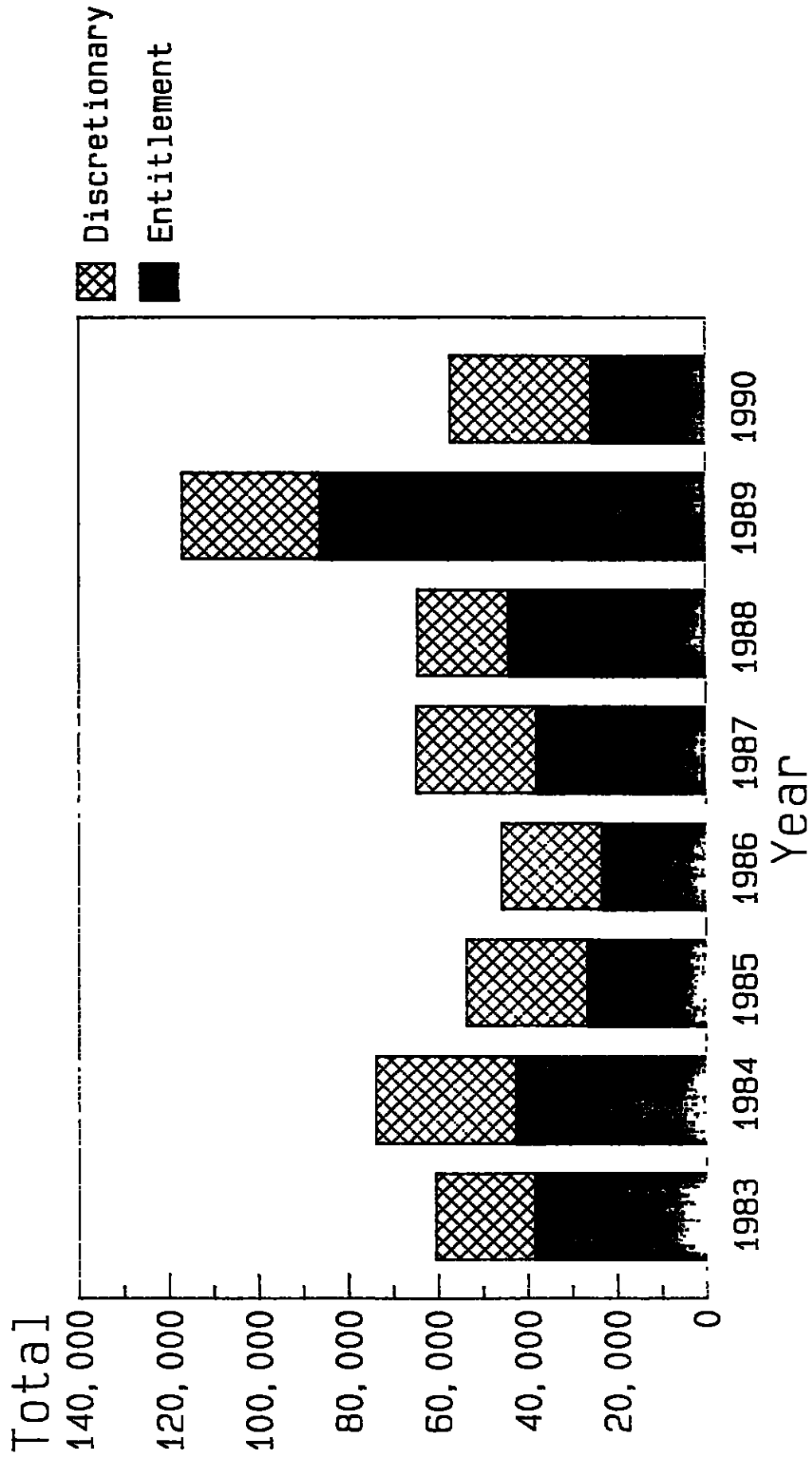


FIGURE 3
Grants of citizenship in the United Kingdom
in 1990, by previous nationality

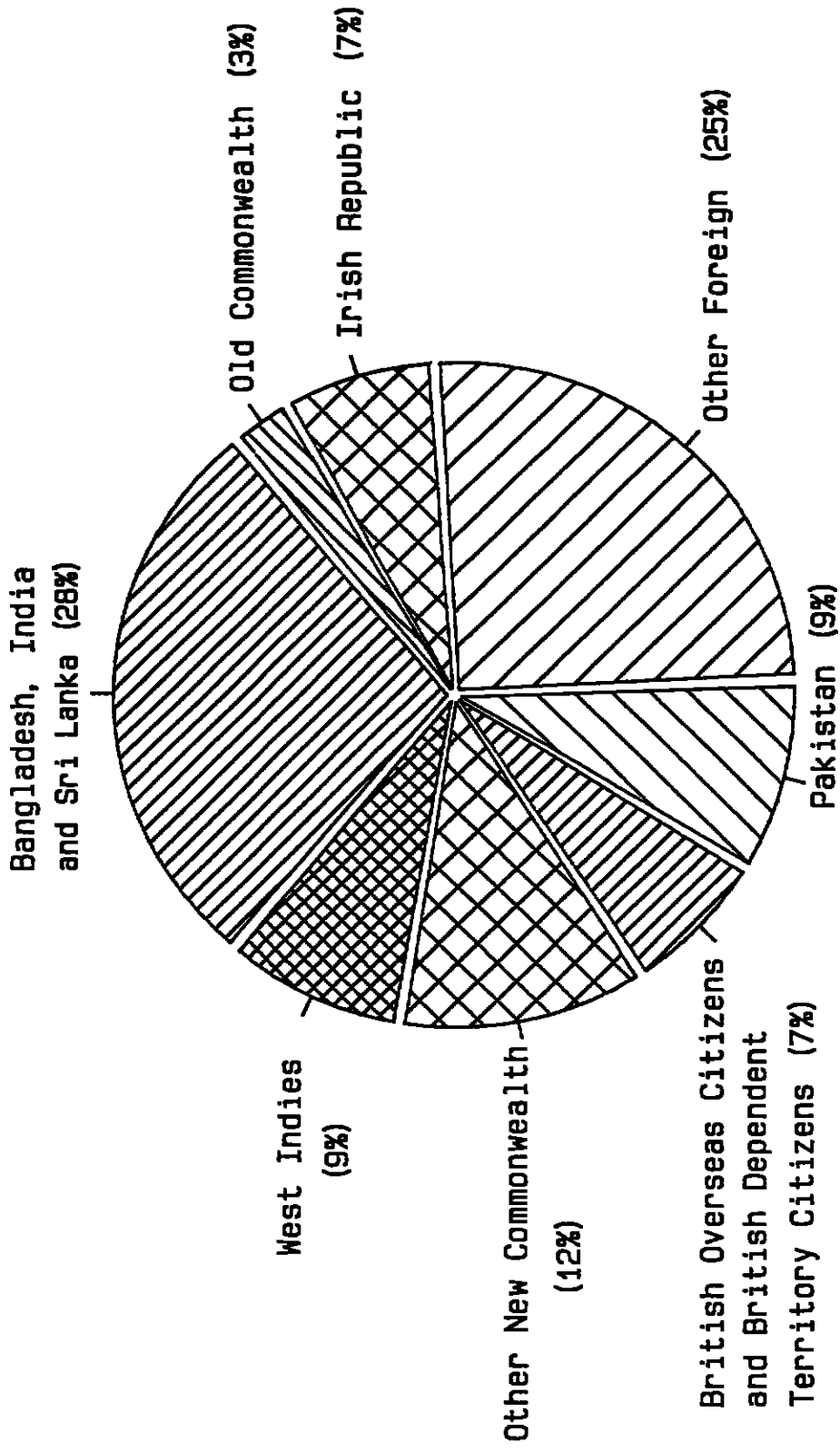


Table 1 Grants of citizenship in the United Kingdom 1983-90

	Number of							
	1983	1984	1985	1986	1987	1988	1989	1990
BRITISH CITIZENSHIP								
All grants	60,691	73,982	53,765	45,872	64,876	64,584	117,129	57,271
of which								
DISCRETIONARY								
Married to a British citizen	324	6,620	5,827	5,363	8,281	5,697	8,356	9,953
Minors	9,816	13,017	10,145	8,527	8,587	6,053	10,830	8,609
Residence qualifications/ relevant employment	12,183	11,839	11,239	8,822	10,181	8,837	11,894	13,362
All discretionary	22,323	31,476	27,211	22,712	27,049	20,587	31,080	31,924
ENTITLEMENT								
Women married before 1983 to a British citizen	11,867	15,681	9,229	7,339	8,071	7,423	14,384	5,781
Minors	1,625	809	889	920	915	370	1,000	925
Residence qualifications	19,546	25,325	15,758	14,441	28,374	35,668	70,132	17,966
Stateless persons	14	26	26	19	10	6	11	5
Resumption of citizenship	38	59	81	87	79	60	127	140
Gibraltarians	5,278	606	571	354	378	470	395	530
All entitlement	38,368	42,506	26,554	23,160	37,827	43,997	86,049	25,347
BRITISH OVERSEAS CITIZENSHIP	16	135	185	122	107	85	202	90
of which								
Wives	14	107	115	90	79	75	172	73
Minors	2	28	64	32	27	10	29	10
Stateless persons	-	-	6	-	1	-	1	3
CITIZENSHIP OF THE BRITISH DEPENDENT TERRITORIES (1)	3,101	3,042	2,637	3,293	3,434	3,792	4,131	4,349
BRITISH SUBJECT STATUS	2	11	6	7	4	2	-	2

(1) Granted in the Dependent Territories.

(2) Provisional figure.

(1)

Table 2 Grants of citizenship in the United Kingdom by basis of grant 1979-90

Year of grant	Number of persons				
	Marriage	Minor children	Residence	Other (2)	All grants
1979	6,830	7,771	9,873	112	24,586
1980	6,219	9,264	12,016	37	27,536
1981	12,318	15,853	20,365	57	48,593
1982	18,641	14,133	43,452	52	76,278
1983	12,191	11,441	31,729	5,330	60,691
1984	22,301	13,826	37,164	691	73,982
1985	15,056	11,034	26,997	678	53,765
1986	12,702	9,447	23,263	460	45,872
1987	16,352	9,502	38,555	467	64,876
1988	13,120	6,423	44,505	536	64,584
1989	22,740	11,830	82,026	533	117,129
1990	15,734	9,534	31,328	675	57,271

(1) For 1979-82, the grant was of citizenship of the United Kingdom and Colonies, from 1983 onwards of British citizenship.

(2) From 1983, includes British Dependent Territories citizens from Gibraltar registered as British citizens under s.5 of the 1981 Act.

Table 3 Grants of citizenship in the United Kingdom 1979-90

Previous citizenship or nationality	Thousands											
	1979	1980	1981	1982	1983	1984	1985	1986	1987	1988	1989	1990
	Citizenship of UK & Cols											
All grants	24.6	27.5	48.6	76.3	60.7	74.0	53.8	45.9	64.9	64.6	117.1	57.3
Irish Republic	0.3	0.2	0.3	0.5	0.4	0.4	0.4	0.3	0.4	0.9	8.8	4.1
Commonwealth total	17.4	15.6	29.8	58.6	47.3	56.2	37.7	31.0	47.2	51.6	91.1	38.4
Old Commonwealth	0.3	0.4	0.6	0.9	0.8	1.6	1.4	1.1	1.7	1.2	3.5	1.6
Australia	0.1	0.2	0.2	0.3	0.3	0.6	0.5	0.4	0.4	0.3	0.9	0.6
Canada	0.1	0.1	0.2	0.3	0.3	0.6	0.5	0.4	0.7	0.5	1.6	0.6
New Zealand	0.1	0.1	0.2	0.3	0.2	0.6	0.4	0.3	0.5	0.4	1.0	0.5
New Commonwealth	16.9	15.2	29.1	57.7	39.6	52.5	33.3	27.7	43.0	47.4	82.6	32.7
Africa	2.3	2.1	2.9	5.1	4.3	5.7	3.8	2.7	3.1	3.3	5.3	3.7
Bangladesh, India and Sri Lanka	3.5	3.2	6.1	15.9	10.6	17.4	10.0	7.7	9.5	11.8	26.0	15.7
Pakistan	5.4	4.3	9.0	10.8	7.7	10.3	6.9	4.9	5.6	4.8	7.5	5.4
West Indies	4.1	4.1	9.1	22.2	14.7	15.6	9.6	10.0	22.0	25.0	38.1	4.9
Other Commonwealth	1.8	1.6	3.1	3.8	2.3	3.6	3.0	2.5	2.7	2.4	5.7	3.0
British Overseas citizens and British Dependent Territories citizens	*	*	*	*	6.9	2.1	2.9	2.1	2.5	3.0	5.0	4.1
Foreign total	6.9	11.7	18.5	17.2	13.0	17.2	15.7	14.6	17.3	12.1	17.3	14.7
European Community	1.0	2.0	4.1	3.0	2.1	2.6	1.9	2.0	2.0	1.0	2.0	1.4
Other Europe	1.7	2.7	4.0	3.4	2.5	3.0	2.7	1.6	2.7	1.4	2.1	2.3
United States of America	0.2	0.3	0.8	0.7	0.5	0.7	0.7	0.6	0.6	0.4	0.7	0.7
Other Americas	0.3	0.4	0.6	0.6	0.5	0.6	0.6	0.5	0.5	0.4	0.6	0.4
South Africa	0.9	1.3	2.3	1.9	1.3	2.1	2.3	3.3	3.7	1.8	2.7	2.6
Other foreign	2.8	5.0	6.7	7.6	6.3	8.3	7.4	6.5	7.9	7.1	9.2	7.3

Table 4 Grants of British citizenship in the United Kingdom, 1990

Previous citizenship or nationality	Number of persons									
	Discretionary			Entitlement					Resumption	Total
	residence or relevant employment ss. 4(5) 6(1) Sch. 8	married to a British citizen ss. 6(2) 8(2),(3) Sch. 8	minor children s. 3(1) Sch. 8	residence s.4(2)[A] 7(1),(2) Sch. 8	married to a British citizen s. 8(1) Sch. 8	Minor children				
					UK-born child s. 1(3)	of a British citizen ss. 3(2) 3(5)	others ss. 4,9			
Commonwealth [C]										
Antigua	6	2	2	2	-	-	1	-	-	13
Australia	27	13	456	21	5	8	23	-	-	553
Bahamas	-	-	12	-	-	-	1	-	-	13
Bangladesh	836	578	1154	543	363	2	2	-	-	3478
Barbados	76	46	8	242	8	1	-	-	-	381
Belize	2	3	3	-	1	-	-	-	-	9
Botswana	-	-	1	1	-	-	2	-	-	4
Brunei	-	2	-	-	1	-	-	-	-	3
Canada	36	32	429	44	40	3	8	-	1	593
Cyprus	190	317	45	102	126	5	2	-	-	787
Dominica	24	18	11	286	-	-	-	-	-	339
Fiji	4	41	2	24	16	-	-	-	1	88
Gambia	6	4	-	11	1	-	-	-	-	22
Ghana	433	212	125	210	21	29	-	-	1	1031
Grenada	59	47	14	113	5	-	-	-	-	238
Guyana	93	68	23	272	13	2	-	-	-	471
India	2040	2715	522	4450	1032	52	-	-	3	10814
Irish Republic	29	37	73	3826	174	-	1	-	-	4140
Jamaica	572	272	99	1335	15	-	1	-	-	2294
Kenya	177	195	93	104	61	-	4	-	12	646
Lesotho	-	-	1	1	-	-	-	-	-	2
Malawi	23	7	10	3	3	-	-	-	-	46
Malaysia	203	131	19	59	56	9	-	-	-	477
Malta	24	21	15	131	11	-	-	-	20	222
Mauritius	419	181	20	40	15	5	1	-	-	681
New Zealand	64	52	310	43	22	-	2	-	-	493
Nigeria	243	82	77	526	25	26	-	-	8	987
Pakistan	1272	1850	690	15	1501	38	4	-	-	5370
Papua New Guinea	-	-	-	-	-	-	-	-	-	-
St Kitts	2	2	-	2	-	-	-	-	-	6
St Lucia	43	30	10	88	-	1	-	-	-	172
St Vincent	42	21	4	71	1	-	-	-	-	139
Seychelles	23	8	10	13	4	-	-	-	2	60
Sierra Leone	62	25	7	69	2	3	-	-	-	168
Singapore	12	15	6	29	13	1	4	-	2	82
Sri Lanka	743	203	165	251	33	42	-	-	3	1440
Swaziland	-	-	4	-	-	-	-	-	-	4
Tanzania	86	103	46	22	8	2	-	-	1	268
Tonga	-	-	-	-	-	-	-	-	-	-
Tuvalu	-	-	-	-	-	-	-	-	-	-
Trinidad & Tobago	175	80	14	521	52	-	2	-	8	852
Uganda	35	18	11	52	6	1	-	-	1	124
Vanuatu	-	-	-	-	-	-	-	-	-	-
Western Samoa	-	-	-	-	-	-	-	-	-	-
Zambia	30	35	33	4	9	1	1	-	2	115
Zimbabwe	39	49	129	26	55	2	7	-	-	307
British Overseas citizens	1	9	25	1701	1	-	-	-	-	1737
British Dependent Territories citizens	10	22	109	1648	5	40	3	-	-	1837
British subjects	1	6	5	520	14	-	-	-	-	546
Total Commonwealth [C]	8162	7552	4792	17421	3718	273	69	-	65	42052
Foreign [D]										
Afghanistan	9	1	4	-	-	1	-	-	-	15
Algeria	13	34	5	-	3	-	1	-	-	56
Argentina	2	7	25	-	37	-	1	1	-	73
Austria	2	18	26	-	13	-	-	-	1	60
Bahrain	1	1	12	-	-	-	1	-	-	15
Belgium	6	6	13	-	8	-	4	-	-	37
Bolivia	3	-	1	-	2	-	-	-	-	6
Brazil	2	11	14	-	45	-	5	1	-	78
Bulgaria	-	4	-	-	-	-	-	-	-	4
Burma	17	12	12	-	7	-	-	-	-	48

Table 4 Grants of British citizenship in the United Kingdom, 1990 (cont'd)

Previous citizenship or nationality	Discretionary			Entitlement					Resumption	Total	
	residence or relevant employment ss. 4(5) 6(1) Sch. 8	married or to a British citizen ss. 6(2) 8(2),(3)	minor children s. 3(1) Sch. 8	residence ss. 4(2)[A] 7(1),(2) Sch. 8	married to a British citizen s. 8(1) Sch. 8	Minor children					ss. 10,13 Sch. 8
						UK-born child s. 1(3)	of a British citizen ss. 3(2) 3(5)	others ss. 4,9			
Cambodia	15	4	9	-	-	-	-	-	-	-	
Cameroon	2	2	-	-	-	1	-	-	-	-	
Cape Verde Islands	2	2	-	-	-	1	-	-	-	-	
Chad	-	-	-	-	-	-	-	-	-	-	
Chile	21	13	13	-	5	1	1	-	-	-	
China	178	90	27	-	6	-	-	-	-	-	
Colombia	58	20	20	-	11	2	2	-	-	1	
Costa Rica	-	-	-	-	-	-	-	-	-	-	
Cuba	2	2	-	-	-	-	-	-	-	-	
Czechoslovakia	13	12	5	-	-	-	-	-	-	-	
Denmark	2	3	14	-	4	1	3	-	-	-	
Dominican Republic	-	-	1	-	2	-	-	-	-	-	
Ecuador	1	-	5	-	1	-	1	-	-	-	
Egypt	84	76	22	-	8	14	-	-	-	2	
El Salvador	1	1	1	-	1	-	-	-	-	-	
Equatorial Guinea	-	-	-	-	-	-	-	-	-	-	
Estonia	2	-	-	-	-	-	-	-	-	-	
Ethiopia	51	4	9	-	-	4	-	-	-	-	
Finland	2	3	5	-	7	2	1	1	-	-	
France	17	35	162	-	65	2	26	2	-	3	
Germany											
Democratic Republic	1	5	1	-	11	-	-	-	-	-	
German Federal Republic	20	30	156	-	78	14	12	-	3	3	
Greece	23	49	30	-	12	2	3	-	-	1	
Guadeloupe	1	-	-	-	-	-	-	-	-	-	
Guatemala	-	1	1	-	-	-	-	-	-	-	
Honduras	-	-	7	-	2	-	-	-	-	-	
Hungary	39	38	5	-	2	-	-	-	-	-	
Iceland	1	2	1	-	-	-	2	-	-	-	
Indonesia	2	7	2	-	4	-	-	-	-	-	
Iran	533	326	81	-	7	44	-	-	1	5	
Iraq	110	67	31	-	1	12	-	-	-	2	
Israel	37	41	146	-	26	2	13	2	1	2	
Italy	22	38	117	-	29	4	10	1	-	2	
Ivory Coast	-	-	-	-	-	-	-	-	-	-	
Japan	4	7	4	-	7	4	-	-	-	-	
Jordan	25	34	14	-	1	8	-	-	-	-	
Korea	7	6	1	-	3	4	-	-	-	-	
Kuwait	-	1	6	-	-	-	-	-	-	-	
Laos	7	-	4	-	-	-	-	-	-	-	
Latvia	18	8	-	-	-	-	-	-	-	-	
Lebanon	76	49	34	-	1	8	1	-	-	1	
Liberia	5	2	4	-	-	-	-	-	-	-	
Libya	24	36	7	-	-	3	-	-	-	-	
Liechtenstein	-	-	-	-	-	-	-	-	-	-	
Lithuania	5	2	-	-	-	-	-	-	-	-	
Luxembourg	-	-	-	-	-	-	-	-	-	-	
Mauritania	-	1	-	-	-	-	-	-	-	-	
Mexico	1	2	17	-	10	-	-	-	-	-	
Monaco	1	-	-	-	-	-	-	-	-	-	
Morocco	337	71	59	-	2	-	-	-	-	-	
Mozambique	-	2	-	-	-	-	-	-	-	-	
Namibia	-	1	1	-	1	-	-	-	-	-	
Nepal	4	4	2	-	-	2	-	-	-	-	
Netherlands	7	9	44	-	11	5	4	-	6	-	
Nicaragua	-	1	2	-	1	-	-	-	-	-	
Norway	2	3	74	-	6	2	2	-	2	-	
Oman	-	-	-	-	-	-	-	-	-	-	
Panama	-	2	2	-	-	-	-	-	-	-	
Paraguay	-	-	-	-	-	-	-	-	-	-	
Peru	5	10	5	-	6	2	1	-	-	-	
Philippines	830	154	109	-	26	1	-	-	-	11	
Poland	185	159	22	-	27	12	-	-	-	4	
Portugal	35	32	12	-	17	2	1	-	-	-	
Romania	1	10	1	-	-	-	-	-	-	-	

Table 4 Grants of British citizenship in the United Kingdom, 1990 (cont'd)

Previous citizenship or nationality	Number of persons									
	Discretionary			Entitlement					Resumption	Total
	residence or relevant employment ss. 4(5) 6(1) Sch. 8	married to a British citizen ss. 6(2) 8(2),(3)	minor to children s. 3(1) Sch. 8	residence ss. 4(2)[A] 7(1),(2) Sch. 8	married to a British citizen s. 8(1) Sch. 8	Minor children UK-born child ss. 1(3) 3(2) 3(5)				
Rwanda	-	-	-	-	-	-	-	-	-	-
Saudi Arabia	2	2	1	-	-	-	-	-	-	5
Senegal	-	2	-	-	-	-	-	-	-	2
Somalia	35	9	19	-	1	-	-	-	-	64
South Africa	151	180	884	-	1339	11	31	36	2	2634
Spain	14	24	74	-	35	-	2	-	-	149
Sudan	25	12	10	-	-	1	-	-	-	48
Sweden	2	5	36	-	12	1	-	-	8	64
Switzerland	15	24	125	-	30	2	13	-	47	256
Syria	19	14	4	-	2	-	-	-	-	39
Taiwan	3	5	4	-	-	1	-	-	-	13
Thailand	36	26	16	-	4	-	-	-	-	82
Togo	1	-	-	-	-	-	-	-	-	1
Tunisia	9	11	14	-	2	1	1	-	-	38
Turkey	300	157	84	-	13	4	1	-	-	559
Union of Soviet Socialist Republics	37	30	5	-	2	-	-	-	-	74
United Arab Emirates	-	-	2	-	-	-	-	-	-	2
United States of America	24	49	422	-	67	52	36	-	3	653
Uruguay	2	-	1	-	1	-	1	-	-	5
Venezuela	4	7	5	-	2	-	1	-	-	19
Vietnam	651	23	290	-	1	-	-	-	-	965
Yemen Arab Republic	51	17	14	-	-	-	-	-	-	82
Yemen People's Democratic Republic	22	7	5	-	2	-	-	-	-	36
Yugoslavia	86	33	12	-	9	-	-	-	1	141
Zaire	1	2	-	-	-	-	-	-	-	3
British protected persons	2	1	11	494	16	-	-	-	-	524
Uncertain nationality	830	187	366	29	17	73	48	2	-	1552
Other	4	3	6	11	1	2	1	-	-	28
Total foreign [D]	5201	2402	3817	534	2072	307	230	46	75	14684
All nationalities	13365	9956	8609	17956	5791	580	299	-	140	56696 [B]

[A] Includes a few grants to minor children which cannot be individually identified.

[B] In addition, 530 BDTC (Gibraltar) and 5 stateless persons were registered (see explanatory note 1). The total number of grants was therefore 57,271.

[C] Includes Irish Republic (see explanatory note 2).

[D] Excludes Irish Republic.

HOME OFFICE STATISTICAL BULLETINS ISSUED IN THE PAST YEAR.

Issue No	Date	Title
3/90	5. 2.90	Statistics on the operation of the prevention of terrorism legislation, fourth quarter 1989.
4/90	7. 2.90	Statistics of breath tests, England and Wales, third quarter 1989
5/90	22. 2.90	Liquor licensing statistics, England and Wales, July 1988 - June 1989
6/90	7. 3.90	Statistics on community service orders.
7/90	19. 3.90	Statistics of the misuse of drugs: addicts notified to the Home Office, United Kingdom, 1989.
8/90	22. 3.90	Control of immigration: statistics - fourth quarter and year 1989
9/90	28. 3.90	Statistics of the time taken to process indictable cases in magistrates' courts, October 1989
10/90	29. 3.90	Notifiable offences recorded by the police in England and Wales 1989
11/90	11. 4.90	Citizenship statistics, United Kingdom 1989.
12/90	11. 4.90	The prison population in 1989
13/90	11. 4.90	Projections of long term trends in the prison population to 1998.
14/90	24. 4.90	Statistics of deaths reported to coroners, England and Wales, 1989
15/90	21. 5.90	Statistics on the operation of the prevention of terrorism of legislation, first quarter 1990
16/90	19. 6.90	Statistics of mentally disordered offenders, England and Wales, 1987 and 1988
17/90	27. 6.90	Time intervals for indictable proceedings in magistrates' courts, February 1990
18/90	27. 6.90	Statistics on the operation of certain police powers under the Police and Criminal Evidence Act, England and Wales, 1989
19/90	28. 6.90	Notifiable offences recorded by the police in England and Wales - first quarter 1990
20/90	10. 7.90	Cautions, court proceedings and sentencing in 1989
21/90	19. 7.90	Statistics of domestic proceedings in magistrates' courts, England and Wales 1989
22/90	24. 7.90	Refugee statistics, United Kingdom 1989
23/90	9. 8.90	Statistics on the operation of the prevention of terrorism legislation - second quarter 1990
24/90	6. 9.90	Statistics of the misuse of drugs: seizures and offenders dealt with, United Kingdom 1989
25/90	11. 9.90	Statistics of breath tests, England and Wales 1989.
26/90	12. 9.90	Statistics on the operation of Fire Arms Acts 1968-1988 England and Wales 1989
27/90	19. 9.90	Reconvictions and recalls of life licensees and mentally disordered offenders: England and Wales 1988.
28/90	21. 9.90	Summary probation statistics, England and Wales 1989.
29/90	27. 9.90	Control of immigration: statistics - First and Second quarters 1990
30/90	28. 9.90	Reasons for refusing unconditional bail January to February 1989
31/90	Sept.90	Notifiable offences recorded by the police in England and Wales - Second quarter 1990
32/90	11.10.90	Betting licensing statistics, Great Britain June 1989 to May 1990.
33/90	24.10.90	Updated projections of long term trends in the prison population to 1998.
34/90	1.11.90	Offences relating to motor vehicles, England and Wales 1989.
35/90	8.11.90	Statistics on the operation of the prevention of terrorism legislation, 3rd quarter 1990.
36/90	16.11.90	Time intervals for criminal proceedings in magistrates courts, June 1990.
37/90	28.11.90	Statistics of breath tests, England and Wales, second quarter 1990.
38/90	27.11.90	Summary fire statistics, UK 1989.
39/90	20.12.90	Notifiable offences recorded by the police in England and Wales - Third quarter 1990.
40/90	20.12.90	Offences of drunkenness, England and Wales 1989.
1/91	1. 3.91	Statistics on the operation of the prevention of terrorism legislation - 1990.
2/91	27. 3.91	Time intervals for indictable proceedings in magistrates courts - October 1990.
3/91	2. 4.91	Control of immigration statistics, 3rd & 4th quarter & year 1990.
4/91	27. 3.91	Notifiable offences recorded by the police in England & Wales 1990.
5/91	25. 4.91	Statistics of deaths reported to coroners, England and Wales, 1990.

Copies of these bulletins are available from: Research and Statistics Department, Home Office, Lunar House, 40, Wellesley Road, Croydon. CRO 9YD. Tel: 081-760-2850, or by personal application to: Publications Officer, Home Office Library, 50, Queen Anne's Gate, London. SW1H 9AT. Cheques should be made payable to "The Accounting Officer Home Office".