

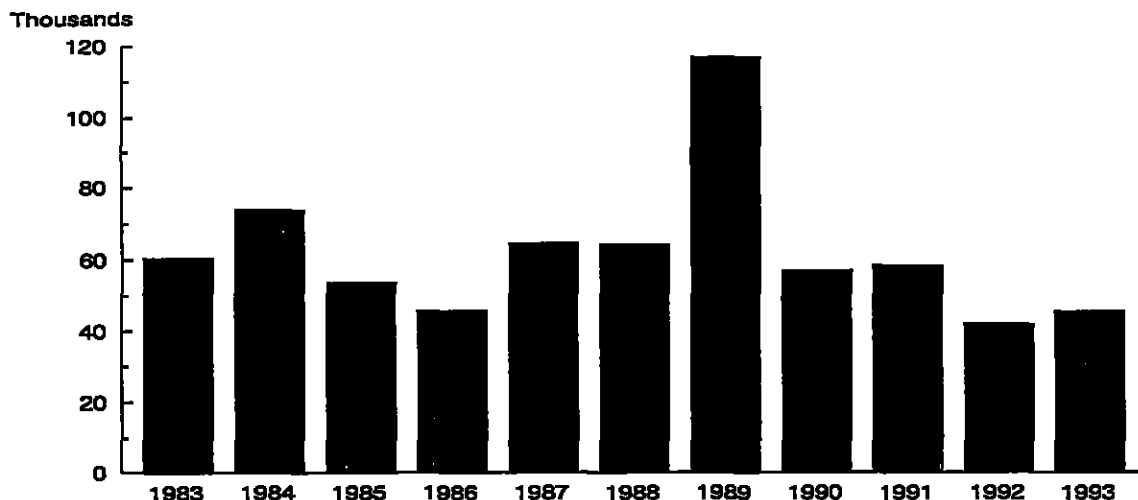
PERSONS GRANTED BRITISH CITIZENSHIP UNITED KINGDOM, 1993

MAIN POINTS:

- 45,800 persons were granted British citizenship in the United Kingdom in 1993, slightly more than in 1992 (paragraph 1).
- 45 per cent were granted on the basis of residence, 35 per cent because of marriage, and 20 per cent were minor children (paragraph 3).
- Citizens of New Commonwealth countries accounted for over 50 per cent of the total, compared with nearly 80 per cent in 1988 (paragraph 5).
- The largest nationalities were India (11 per cent), Pakistan (10 per cent) and Bangladesh (6 per cent) (paragraph 5).

Figure 1

GRANTS OF BRITISH CITIZENSHIP IN THE
IN THE UNITED KINGDOM, 1983 - 1993



TOTAL GRANTS (Figure 1 and Table 1)

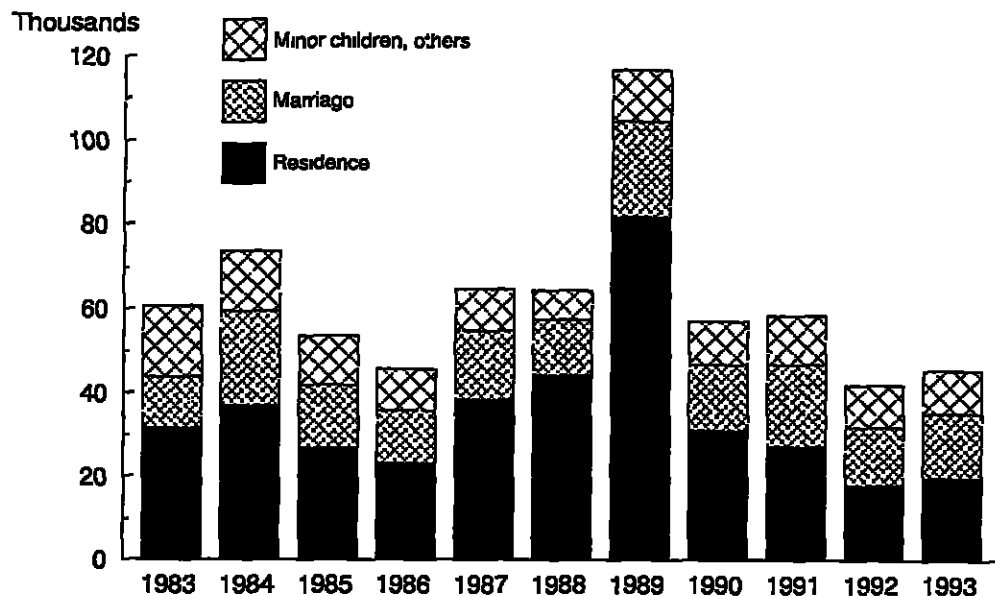
1. 45,800 persons were granted British citizenship in the United Kingdom in 1993, compared with 42,200 in 1992 and 58,600 in 1991. The lower numbers in the last two years partly reflected a continuing change in the balance of the work, with the more straightforward applications for registration forming a smaller proportion of the total. In addition, there was a decrease in the number of staff following the closure of the nationality office in Croydon at the end of 1991, when the final stage of the transfer of the work to Liverpool took place. About 8,000 applications were unsuccessful in 1993. Some 42,000 new applications were received in 1993, and the number of applications awaiting decision decreased to under 40,000 at the end of the year.

2. These data, and those in the rest of the bulletin apart from Table 5, exclude 41,800 persons granted British citizenship in Hong Kong in 1993 under the British Nationality (Hong Kong) Act 1990.

BASIS OF GRANT (Figure 2 and Table 1)

Figure 2

GRANTS OF BRITISH CITIZENSHIP IN THE UNITED KINGDOM, BY BASIS OF GRANT, 1983-1993.



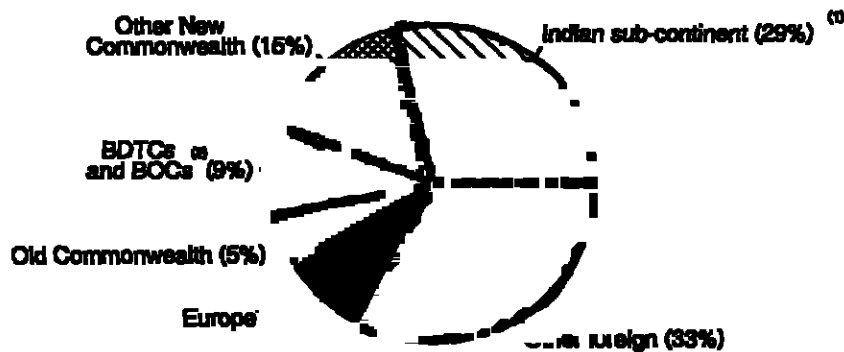
3. As in previous years, a period of residence in the United Kingdom was the most frequent basis on which persons were granted British citizenship in 1993. The number of such grants was 19,900 or nearly 45 per cent of the total, the same proportion as in 1992, compared with a peak of 70 per cent in 1988-9; the proportions in 1992-3 were the lowest for over ten years. The number of grants because of marriage was 15,700 or nearly 35 per cent of the total, again the same proportion as in 1992, compared with 20 per cent in 1988-9; the proportions in 1992-3 were the highest for over ten years. Most (9,400) of the remaining grants were to minor children who accounted for about 20 per cent of the total, a proportion similar to those for most years since 1982.

TYPE OF GRANT (Table 2)

4. Over 85 per cent (39,800) of the grants of British citizenship in 1993 were discretionary, rather than by entitlement. This proportion was slightly higher than those in 1991-2 and compared with 55 per cent in 1990, 30 per cent on average in 1988-9 and around 40 to 50 per cent in the mid-1980s. The British Nationality Act 1981 reduced greatly the number of persons eligible to claim British citizenship by reason of entitlement. As a consequence many such persons applied in 1987 just before the transitional provisions of the Act ended. The backlog of these 1987 applications was mainly cleared by the beginning of 1991, and therefore subsequently there were relatively few entitlement cases, but more discretionary cases, to be dealt with.

PREVIOUS NATIONALITY (Figure 3 and Tables 3, 4)

Figure 3 GRANTS OF BRITISH CITIZENSHIP IN THE UNITED KINGDOM IN 1993, BY PREVIOUS NATIONALITY



(1) Includes Sri Lanka
 (2) British Dependent Territories citizens, British Overseas citizens

5. Citizens of New Commonwealth countries accounted for over 50 per cent (24,400) of the total number of persons granted British citizenship in 1993, the same proportion as in 1992, compared with nearly 80 per cent in 1988. The largest New Commonwealth nationalities in 1993 were India (11 per cent of the total), Pakistan (10 per cent), Bangladesh (6 per cent). In total, the Indian sub-continent (including Sri Lanka) accounted for 29 per cent, compared with 27 per cent in 1992 and 34 per cent in 1991. Citizens of Old Commonwealth countries and the Irish Republic comprised only 5 and less than ½ per cent respectively. Citizens of other foreign countries accounted for 41 per cent (18,800) of the total, again the same proportion as in 1992, compared with 37 per cent in 1991, with nationals of European countries (excluding the Irish Republic) comprising 9 per cent, Iran and Vietnam each 4 per cent, and South Africa and Philippines each 3 per cent.

TABLES : CONTENTS

Grants of British citizenship in the United Kingdom

Table 1	Grants by basis (residence, marriage, etc), 1983-93
Table 2	Grants by type (discretionary, entitlement) and basis, 1989-93
Table 3	Grants by broad groupings of previous nationality, 1989-93
Table 4	Grants by previous nationality, type and category (relevant section of British Nationality Act 1981), 1993

Other grants of citizenship

Table 5	Grants by type of citizenship, 1989-93
---------	----------------------------------------

Table 1 Grants of British citizenship in the United Kingdom by basis of grant, 1983-93

Year of grant	Number of persons				
	All grants	Marriage	Minor children	Residence	Other ⁽¹⁾
1983	60,691	12,191	11,441	31,729	5,330
1984	73,982	22,301	13,826	37,164	691
1985	53,765	15,056	11,034	26,997	678
1986	45,872	12,702	9,447	23,263	460
1987	64,876	16,352	9,502	38,555	467
1988	64,584	13,120	6,423	44,505	536
1989	117,129	22,740	11,830	82,026	533
1990	57,271	15,734	9,534	31,328	675
1991	58,642	19,513	10,646	27,534	949
1992	42,243	13,915	9,346	18,203	779
1993	45,793	15,688	9,376	19,866	863

(1) Includes British Dependent Territories citizens from Gibraltar registered as British citizens under s.5 of the British Nationality Act 1981.

Table 2 Grants of citizenship in the United Kingdom by type and basis of grant, 1989-93

Type and basis of grant	Number of persons				
	1989	1990	1991	1992	1993
Discretionary:					
Married to a British Citizen	8,356	9,953	18,702	13,660	15,595
Minors	10,830	8,609	9,517	7,843	7,774
Residence qualifications/ relevant employment	11,894	13,362	22,273	14,164	16,477
Total	31,080	31,924	50,492	35,667	39,846
Entitlement:					
Women married before 1983 to a British Citizen	14,384	5,781	811	255	93
Minors	1,000	925	1,130	1,503	1,602
Residence qualifications	70,132	17,966	5,260	4,039	3,389
Stateless persons	11	5	3	5	5
Resumption of citizenship	127	140	143	137	122
Gibraltarians	395	530	803	637	736
Total	86,049	25,347	8,150	6,576	5,947
All grants	117,129	57,271	58,642	42,243	45,793

Table 3 Grants of British citizenship in the United Kingdom by previous nationality, 1989-93

	Thousands				
Previous nationality	1989	1990	1991	1992	1993
Irish Republic	8.8	4.1	0.5	0.2	0.1
Commonwealth	91.1	38.4	36.3	24.7	26.8
Old Commonwealth	3.5	1.6	2.1	2.5	2.5
Australia	0.9	0.6	0.6	0.7	0.7
Canada	1.6	0.6	0.9	1.1	1.0
New Zealand	1.0	0.5	0.6	0.7	0.7
New Commonwealth ⁽¹⁾	87.6	36.8	34.2	22.1	24.4
Africa	5.3	3.7	4.2	3.0	3.7
Indian sub-continent ⁽²⁾	33.5	21.1	19.9	11.5	13.2
West Indies	38.1	4.9	3.1	1.9	1.9
Other NCW countries	5.7	3.0	2.7	1.4	1.4
British Dependent Territories citizens ⁽³⁾	5.0	4.1	4.3	4.3	4.2
Foreign	17.3	14.7	21.9	17.4	18.8
European Community	2.0	1.4	1.5	1.2	1.1
Other Europe	2.1	2.3	3.4	2.6	2.9
USA	0.7	0.7	0.7	0.9	1.1
Other Americas	0.6	0.4	0.7	0.7	0.7
South Africa	2.7	2.6	1.6	1.3	1.4
Other foreign	9.2	7.3	13.9	10.7	11.6
All grants	117.1	57.3	58.6	42.2	45.8

(1) Including British Dependent Territories citizens, British Overseas citizens and British subjects.

(2) Including Sri Lanka.

(3) Including British Overseas citizens and British subjects.

Table 4 Grants of British citizenship in the United Kingdom in 1993 by previous nationality, type and category of grant

Number of persons

Previous nationality	Total	Discretionary [1]			Entitlement [1]			Resumption	
		Residence or relevant employment	Married to a British citizen	Minor children	Residence	Married to a British citizen	Minor children		
							UK born child		Of a British citizen Others
		ss. 4(5), 6(1), sch. 8	ss. 6(2), 8(2), (3)	s. 3(1), sch. 8	ss. 4(2), 7(1),(2), sch. 8	s. 8(1), sch. 8	s 1(3) ss 3(2), 3(5)	ss. 4,9 ss. 10, 13	
Commonwealth [2]									
Antigua & Barbuda	5	2	-	1	1	-	-	-	
Australia	699	118	95	459	-	-	6	22	
Bahamas	16	2	1	6	-	-	1	3	
Bangladesh	2,763	935	909	858	19	16	24	2	
Barbados	119	56	43	10	9	-	-	1	
Belize	31	4	14	12	-	-	1	-	
Botswana	5	-	1	1	-	-	-	2	
Brunei	8	3	4	1	-	-	-	-	
Canada	1,044	153	150	724	-	-	7	11	
Cyprus	489	151	292	35	5	2	4	-	
Dominica	53	30	20	2	1	-	-	-	
Fiji	32	7	24	1	-	-	-	-	
Gambia	14	4	10	-	-	-	-	-	
Ghana	1,097	478	348	157	4	-	112	-	
Grenada	78	45	25	3	2	-	1	-	
Guyana	200	72	91	32	4	-	1	-	
India	4,868	1,826	2,388	505	73	14	51	7	
Irish Republic	142	38	56	33	9	1	1	4	
Jamaica	986	512	332	84	52	-	5	1	
Kenya	487	180	164	82	17	-	4	6	
Malawi	55	13	16	18	6	-	-	1	
Malaysia	308	120	157	19	3	-	9	-	
Malta	127	61	46	7	4	-	-	-	
Mauritius	300	152	127	13	-	-	7	1	
Namibia	7	1	1	-	-	-	-	-	
New Zealand	712	254	169	281	-	-	3	5	
Nigeria	914	370	243	107	16	-	176	-	
Pakistan	4,616	1,258	2,743	488	1	42	81	2	
Papua New Guinea	2	-	1	-	-	-	-	-	
St. Kitts and Nevis	3	-	2	-	1	-	-	-	

Table 4 Grants of British citizenship in the United Kingdom in 1993 by previous nationality, type and category of grant

Previous nationality	Discretionary [1]				Entitlement [1]			Number of persons Resumption	
	Total	Residence or relevant employment	Married to a British citizen	Minor children	Residence	Married to a British citizen	Minor children		
							UK born child		Of a British citizen Others
		ss. 4(5), 6(1), sch. 8	ss. 6(2), 8(2), (3)	s 3(1), sch. 8	ss. 4(2), 7(1),(2), sch. 8	s. 8(1), sch. 8	s. 1(3) ss.3(2), 3(5)	ss. 4,9 ss. 10, 13	
St. Lucia	69	32	23	10	4	-	-	-	
St. Vincent Seychelles	76	47	19	6	1	-	-	-	
Sierra Leone	144	65	38	23	1	-	17	-	
Singapore	83	28	39	11	-	-	2	2	
Sri Lanka	916	525	201	95	1	-	93	1	
Swaziland	6	-	1	6	-	-	-	-	
Tanzania	295	104	150	34	6	-	1	-	
Tonga	6	2	-	3	-	-	-	-	
Trinidad & Tobago	327	132	144	24	8	1	4	11	
Uganda	105	47	22	30	3	-	3	-	
Vanuatu	2	1	-	1	-	-	-	-	
Zambia	172	56	59	46	2	-	6	3	
Zimbabwe	357	113	120	88	1	-	5	7	
British Overseas citizens	1,409	12	13	26	1,358	-	-	-	
British Dependent Territories citizens	1,936[3]	22	121	225	1,517	-	50	-	
British subjects	104	2	4	1	97	-	-	-	
Total Commonwealth [2]	26,232[3]	8,058	9,440	4,677	3,226	76	674	98	
Foreign [4]									
Afghanistan	31	17	7	5	-	-	2	-	
Albania	5	2	2	1	-	-	-	-	
Algeria	150	36	106	6	-	-	2	-	
Angola	2	-	2	-	-	-	-	-	
Argentina	51	20	16	14	-	-	1	-	

Table 4 Grants of British citizenship in the United Kingdom in 1993 by previous nationality, type and category of grant

Number of persons

Previous nationality	Total				Discretionary [1]			Entitlement [1]				Resumption		
	Total	Residence or relevant employment	Married to a British citizen	Minor children	Residence	Married to a British citizen	Minor children	UK born						
								child	British citizen	Others				
Austria	45	13	14	17	-	-	-	-	-	-	-	-	-	-
Bahrain	15	5	9	-	-	-	-	-	-	-	1	-	-	-
Belarus	1	-	1	-	-	-	-	-	-	-	-	-	-	-
Belgium	28	3	11	8	-	-	-	-	-	-	6	-	-	-
Bonin	2	-	2	-	-	-	-	-	-	-	-	-	-	-
Bolivia	20	7	9	4	-	-	-	-	-	-	-	-	-	-
Brazil	104	22	60	16	-	1	-	3	2	-	-	-	-	-
Bulgaria	39	6	30	3	-	-	-	-	-	-	-	-	-	-
Burundi	1	-	1	-	-	-	-	-	-	-	-	-	-	-
Cambodia	38	25	7	6	-	4	-	-	-	-	-	-	-	-
Cameroon	16	10	4	1	-	-	-	1	-	-	-	-	-	-
Capo Verde	3	1	2	-	-	-	-	-	-	-	-	-	-	-
Central Africa	1	1	-	-	-	-	-	-	-	-	-	-	-	-
Chile	104	71	21	10	-	-	-	1	-	-	1	-	-	-
China	946	428	463	35	-	-	-	19	-	-	-	-	-	1
Colombia	207	95	84	28	-	-	-	-	-	-	-	-	-	-
Costa Rica	7	-	4	3	-	-	-	-	-	-	-	-	-	-
Croatia	25	9	12	2	-	-	-	2	-	-	-	-	-	-
Cuba	4	1	2	1	-	-	-	-	-	-	-	-	-	-
Czechoslovakia	40	13	25	2	-	-	-	-	-	-	-	-	-	-
Denmark	17	2	9	3	-	-	-	-	-	-	1	-	-	2
Djibouti	2	1	1	-	-	-	-	-	-	-	-	-	-	-
Dominican Republic	4	1	1	2	-	-	-	3	-	-	-	-	-	-
Ecuador	13	4	6	1	-	-	-	-	-	-	2	-	-	-
Egypt	493	226	189	42	-	-	-	36	-	-	-	-	-	-
El Salvador	19	3	9	6	-	-	-	1	-	-	-	-	-	-
Equatorial Guinea	1	1	-	-	-	-	-	-	-	-	-	-	-	-
Estonia	11	7	4	-	-	-	-	-	-	-	-	-	-	-
Ethiopia	184	129	30	18	-	-	-	7	-	-	7	-	-	-
Finland	21	7	7	4	-	-	-	-	-	-	-	-	-	3

Table 4 Grants of British citizenship in the United Kingdom in 1993 by previous nationality, type and category of grant

Number of persons

Previous nationality	Total			Discretionary [1]		Residence or relevant employment	Residence	Married to a British citizen	Entitlement [1]			Resumption	
	Total	Residence or relevant employment	Married to a British citizen	Minor children	Minor children				Married to a British citizen	Minor children			
										UK born child	Of a British citizen		Others
France	247	59	64	86	-	-	1	4	33	-	-	-	
Georgia	2	-	2	-	-	-	-	-	-	-	-	-	
Germany	248	52	86	90	-	-	-	5	11	-	-	4	
Greece	171	55	91	22	-	-	-	-	3	-	-	-	
Guatemala	3	-	3	-	-	-	-	-	-	-	-	-	
Guinea	1	-	1	-	-	-	-	-	-	-	-	-	
Haiti	3	-	3	-	-	-	-	-	-	-	-	-	
Herzegovina & Bosnia	2	1	1	-	-	-	-	-	-	-	-	-	
Honduras	7	1	5	1	-	-	-	-	-	-	-	-	
Hungary	87	32	52	3	-	-	-	-	-	-	-	-	
Iceland	6	-	3	3	-	-	-	-	-	-	-	-	
Indonesia	32	4	26	2	-	-	-	-	-	-	-	-	
Iran	1,882	1,193	427	172	-	-	-	83	1	-	-	6	
Iraq	956	510	213	139	-	-	-	94	-	-	-	-	
Israel	392	96	150	116	-	-	2	14	14	-	-	-	
Italy	193	39	54	87	-	-	-	1	11	-	-	1	
Ivory Coast	12	2	5	5	-	-	-	-	-	-	-	-	
Japan	32	8	18	3	-	-	-	1	2	-	-	-	
Jordan	231	112	89	15	-	-	-	14	-	-	-	1	
Korea	64	17	27	6	-	-	-	4	-	-	-	-	
Kuwait	11	2	5	4	-	-	-	-	-	-	-	-	
Laos	9	6	2	1	-	-	-	-	-	-	-	-	
Latvia	33	18	15	-	-	-	-	-	-	-	-	-	
Lebanon	409	248	106	37	-	-	-	17	1	-	-	-	
Liberia	4	1	2	1	-	-	-	-	-	-	-	-	
Libya	148	51	45	32	-	-	-	20	-	-	-	-	
Lithuania	21	8	13	-	-	-	-	-	-	-	-	-	
Macdonia	2	-	1	-	-	-	-	1	-	-	-	-	
Madagascar	3	-	2	1	-	-	-	-	-	-	-	-	
Mauritania	5	2	3	-	-	-	-	-	-	-	-	-	

Table 4 Grants of British citizenship in the United Kingdom in 1993 by previous nationality, type and category of grant

Number of persons

Previous nationality	Discretionary [1]				Entitlement [1]				Resumption	
	Total	Residence or relevant employment	Married to a British citizen	Minor children	Residence	Married to a British citizen	Minor children			
							UK born child	Of a British citizen		Others
		ss. 4(5), 6(1), sch 8	ss. 6(2), 8(2), (3)	s. 3(1), sch 8	ss. 4(2), 7(1),(2), sch. 8	s 8(1), sch. 8	s. 1(3) ss.3(2), 3(5)	ss. 4,9	ss 10, 13	
Mexico	42	5	27	6	-	-	1	3	-	
Moldova	1	-	1	-	-	-	-	-	-	
Morocco	653	323	291	38	-	-	1	2	-	
Mozambique	17	6	6	5	-	-	-	-	-	
Myanmar (Burma)	105	58	26	20	-	-	1	-	-	
Nepal	43	23	9	11	-	-	-	-	-	
Netherlands	55	8	26	17	-	-	2	1	1	
Nicaragua	3	-	2	1	-	-	-	-	-	
Niger	1	-	-	-	-	-	1	-	-	
Norway	71	4	14	42	-	-	1	4	6	
Oman	5	3	2	-	-	-	-	-	-	
Panama	5	-	5	-	-	-	-	-	-	
Paraguay	2	-	1	-	-	-	-	1	-	
Peru	68	20	40	5	-	-	1	2	-	
Philippines	1,245	484	638	115	-	-	3	6	-	
Poland	742	372	309	38	-	-	1	-	-	
Portugal	76	27	38	5	-	-	2	4	-	
Qatar	4	3	1	-	-	-	-	-	-	
Romania	37	14	17	4	-	-	-	-	-	
Russian Federation	46	6	33	7	-	-	2	-	-	
Saudi Arabia	37	24	6	4	-	-	-	-	-	
Senegal	3	-	3	-	-	-	3	-	-	
Serbia	8	3	3	1	-	-	-	-	-	
Slovenia	4	1	2	1	-	-	1	-	-	
Somalia	107	52	20	34	-	-	1	-	-	
South Africa	1,419	347	416	596	-	-	5	44	1	
Spain	92	16	10	55	-	-	-	9	-	
Sudan	110	55	33	10	-	-	-	12	-	
Surinam	1	-	-	1	-	-	-	-	-	
Sweden	29	3	10	11	-	-	-	3	2	

Table 4 Grants of British citizenship in the United Kingdom in 1993 by previous nationality, type and category of grant

Previous nationality	Discretionary [1]				Entitlement [1]				Number of persons Resumption	
	Total	Residence or relevant employment	Married to a British citizen	Minor children	Residence	Married to a British citizen	Minor children			
							UK born child	Of a British citizen		Others
		ss. 4(5), 6(1), sch. 8	ss. 6(2), 8(2), (3)	s. 3(1), sch. 8	ss. 4(2), 7(1),(2), sch. 8	s. 8(1), sch. 8	s. 1(3) ss.3(2), 3(5)	ss. 4,9	ss. 10, 13	
Switzerland	200	28	58	85	-	1	8	11	-	
Syria	191	85	61	31	-	-	14	-	-	
Thailand	234	52	150	31	-	-	1	-	-	
Togo	2	2	-	-	-	-	-	-	-	
Tunisia	73	21	49	3	-	-	-	-	-	
Turkey	710	327	312	59	-	-	12	-	-	
Ukraine	218	167	51	-	-	-	-	-	-	
Union of Soviet Socialist Republics	2	1	1	-	-	-	-	-	-	
United Arab Emirates	6	1	4	-	-	-	-	1	-	
United States of America	1,127	291	318	424	-	1	40	51	2	
Uruguay	21	11	3	6	-	-	-	1	-	
Uzbekistan	1	1	-	-	-	-	-	-	-	
Venezuela	35	13	19	2	-	-	-	1	-	
Vietnam	1,806	1,183	107	316	-	-	-	-	-	
Yemen	191	104	38	49	-	-	-	-	-	
Yugoslavia	445	222	197	20	-	-	6	-	-	
Zaire	5	1	1	-	-	-	3	-	-	
British Protected Persons	174	8	-	-	165	-	-	-	-	
Uncertain nationality	690[5]	362	133	81	-	1	81	32	-	
Total Foreign	18,818[5]	8,418	6,154	3,186	165	17	563	265	1	
All Nationalities	45,050[3][5]	16,476	15,594	7,773	3,391	93	1,237	363	1	

[1] Excluding 'Resumption'.

[2] Includes Irish Republic (see explanatory note 2).

[3] In addition, 736 BDTC (Gibraltar) were registered under section 5 of the British Nationality Act 1981.

[4] Excludes Irish Republic.

[5] In addition, 5 stateless persons were registered under section 36 of the British Nationality Act 1981.

Table 5 Other grants of citizenship by type of citizenship, 1989-93

Type of citizenship	Number of persons				
	1989	1990	1991	1992	1993
British citizenship granted in Hong Kong	*	-	6,609	48,709	41,758
British Dependent Territories citizenship ⁽¹⁾	4,131	4,383	16,523 ⁽²⁾	12,116 ⁽²⁾	5,504 ⁽³⁾
British Overseas citizenship ⁽⁴⁾	202	86	37	30	16
of which: Wives	172	73	25	5	3
Minors	29	10	12	20	9
Stateless persons	1	3	-	5	4
British subject status	-	2	1	-	-

(1) Granted in the Dependent Territories.

(2) The large numbers of grants in 1991-2 reflected an increase in the number of applications received in Hong Kong in 1989 following the Tiananman Square incident, and in 1990 before the enactment of the British Nationality (Hong Kong) Act 1990.

(3) Provisional.

(4) Granted in the United Kingdom.

EXPLANATORY NOTES

1. For the purpose of Table 3, Pakistan has been treated as a Commonwealth country throughout despite rejoining the Commonwealth only on 1 October 1989. The term "foreign" means "non-Commonwealth".

2. The nationality shown in the first column of Tables 3 and 4 is the one, or in cases of dual nationality the main one, which the person possessed immediately before acquiring British citizenship. As citizens of the Republic of Ireland are treated in the same way as Commonwealth citizens in the naturalisation and registration provisions of the Acts, they have been included in the Commonwealth section of Table 4.

3. The categories shown in Tables 1, 2 and 4 relate to the section of the British Nationality Act 1981 under which citizenship was acquired. The following is a brief summary of the provisions of the relevant sections of the Act:

s.1(3) - entitlement to registration of a minor born in the United Kingdom when one of his parents becomes a British citizen or becomes settled in the United Kingdom.

s.3(1) - discretionary registration of a minor.

s.3(2) - entitlement to registration of a minor less than one year old who was born outside the United Kingdom to parents one of whom was a British citizen by descent.

s.3(5) - entitlement to registration of an overseas-born minor resident in the United Kingdom, one of whose parents was a British citizen by descent.

s.4(2) - *entitlement to registration of a British Dependent Territories citizen, a British Overseas citizen, a British subject or a British protected person resident in the United Kingdom.*

s.4(5) - discretionary registration on the grounds of Crown Service of a British Dependent Territories citizen, a British Overseas citizen, a British subject or a British protected person.

s.5 - entitlement to registration of a British Dependent Territories citizen from Gibraltar.

s.6(1) - naturalisation of an adult by virtue of residence in the United Kingdom.

s.6(2) - naturalisation of an adult, resident in the United Kingdom, by virtue of marriage to a British citizen.

s.7 - transitional entitlement to registration (which, with minor exceptions, ended on 31 December 1987) of a Commonwealth citizen who is resident in the United Kingdom.

s.8(1) - transitional entitlement to registration (which ended on 31 December 1987) of a woman still married since before 1983 to a man who became a British citizen on commencement of the 1981 Act.

s.8(2) and 8(3) - transitional discretionary registration (which ended on 31 December 1987) of a woman married before 1983 to a man who would have become a British citizen but for his death or renunciation of citizenship.

s.9 - transitional entitlement to registration (which ended on 31 December 1988) of a minor born in a foreign country whose father was or would have been a British citizen.

s.10(1) - entitlement to acquire British citizenship by a person who had renounced citizenship of the United Kingdom and Colonies before 1983.

s.10(2) - discretionary registration of a person connected with the United Kingdom who renounced citizenship of the United Kingdom and Colonies before 1983.

s.13(1) - entitlement to resume British citizenship by a person who renounced it to acquire some other citizenship.

s.13(3) - discretionary registration of a person who has previously renounced British citizenship.

s.36 - entitlement to registration of a stateless person.

Schedule 8 - any applications made before the commencement of the 1981 Act continue to be decided in accordance with the provisions of the previous nationality Acts.

4. The following symbols are used in the tables:

* not applicable

- nil

5. Statistics for the years 1962 - 1983 were published annually in "Statistics of persons acquiring Citizenship of the United Kingdom and Colonies" (for 1962-77), "Tables of persons acquiring Citizenship of the United Kingdom and Colonies" (for 1978-82) and "Tables of persons acquiring British Citizenship" (for 1983), all of which are available from HMSO. Statistics for 1984 and subsequent years were published in the relevant annual Statistical Bulletin. Copies of previous bulletins, and further copies of this bulletin, are available from:

**Home Office Research and Statistics Department
Dissemination Unit, Room 1804
Lunar House
40 Wellesley Road
Croydon
Surrey CRO 9YD**

Telephone 081-760 2850

Enquiries about the figures should be made to:

**Home Office Research and Statistics Department
S3 Division, Room 1822
Lunar House
40 Wellesley Road
Croydon
Surrey CRO 9YD**

Telephone 081-760 2301

Press enquiries should be made to:

**Home Office Press Office
50 Queen Anne's Gate
London SW1H 9AT**

Telephone 071-273 4620

**The Home Office
Research and Statistics Department**

Mission Statement

The Research and Statistics Department is an integral part of the Home Office, serving Ministers and the department, its services, Parliament and the public through research, development and statistics. Information and knowledge from these sources informs policy development and the management of programmes; their dissemination improves wider public understanding of matters of Home Office concern.

HOME OFFICE STATISTICAL BULLETINS ISSUED IN THE PAST YEAR

Issue No.	Date	Title
14/93	06.05.93	Control of Immigration: Statistics - Third and Fourth Quarters and Year 1992.
15/93	27.05.93	<i>Statistics of Drug Addicts Notified to the Home Office, United Kingdom, 1992.</i>
16/93	24.06.93	Persons Granted British Citizenship, United Kingdom, 1992.
17/93	14.07.93	Summary Probation Statistics, England and Wales, 1992
18/93	14.07.93	Reconvictions of Those Given Probation and Community Service Orders in 1987.
19/93	15.07.93	Asylum Statistics, United Kingdom, 1992.
20/93	20.07.93	Offences of Drunkenness, England and Wales, 1991.
21/93	15.07.93	Operation of Certain Police Powers Under PACE, England and Wales, 1992.
22/93	26.07.93	Time Intervals for Indictable Proceedings in Magistrates' Courts: February 1993.
23/93	12.08.93	Firearm Certificate Statistics, England and Wales, 1992.
24/93	24.09.93	Cautions, court Proceedings and Sentencing, England and Wales, 1992.
25/93	24.09.93	Monitoring of the Criminal Justice Act 1991 - Data from a Special Data Collection Exercise.
26/93	01.10.93	Domestic Proceedings, England and Wales, 1992.
27/93	18.10.93	Ethnic Origins of Probation Staff 1992.
28/93	03.11.93	Summary Fire Statistics, United Kingdom, 1992.
29/93	22.10.93	Betting Licensing, Great Britain, June 1992 - May 1993.
30/93	28.10.93	Statistics of Drugs Seizures and Offenders Dealt with, United Kingdom, 1992
31/93	03.11.93	Notifiable Offences, England and Wales, July 1992 to June 1993.
32/93	02.12.93	Time Intervals for Criminal Proceedings in Magistrates' Courts: June 1993.
33/93	14.12.93	Control of Immigration: Statistics - First and Second Quarters 1993.
34/93	21.12.93	Motoring Offences, England and Wales 1992.
01/94	05.01.94	Criminal Appeals, England and Wales, 1992.
02/94	10.01.94	Parole Recommendations and Ethnic Origin, England and Wales, 1990.
03/94	22.02.94	Statistics on the Operation of Prevention of Terrorism Legislation - 1993.
04/94	24.03.94	Statistics of Mentally Disordered Offenders, England and Wales 1992.
05/94	07.04.94	Time Intervals for Indictable Proceedings in Magistrates' Courts - October 1993.
06/94	19.04.94	Notifiable Offences, England and Wales, 1993.
07/94	21.04.94	Statistics of Deaths Reported to Coroners: England and Wales 1993.
08/94	29.04.94	The Criminal Histories of Those Cautions in 1985, 1988 and 1991.
09/94	05.05.94	Control of Immigration: Statistics - Third and Fourth Quarters and Year 1993.

Copies of these bulletins are available from: Research and Statistics Department, Home Office, Lunar House, 40, Wellesley Road, Croydon. CR0 9YD. Tel: 081-760-2850.