



Malmö is first mentioned as a town in 1275.
In 1437, Malmö received its own coat of arms.
Malmö became Swedish for good in 1658.

Temperature 2004: max. August +27,6°C min. January -13,6°C

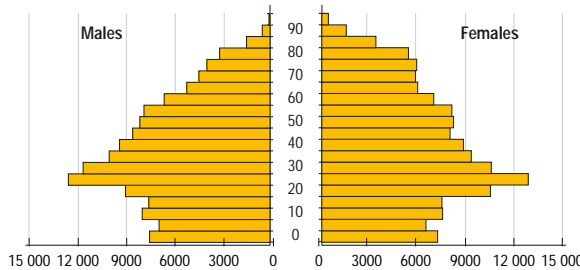
POPULATION AND AREA 1 January 2005

	Population	Land area km ²	Population density inhabitants/km ²
Stockholm	765,044	188	4,069
Gothenburg	481,410	451	1,067
Malmö	269,142	156	1,725

POPULATION

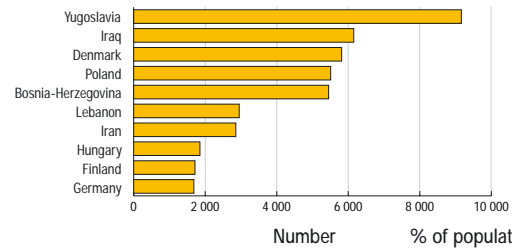
1 January	2003	2004	2005
Malmö	265,481	267,171	269,142
Southwest Scania	532,674	536,190	540,487
Scania	1,145,090	1,152,697	1,160,919
The Øresund Region	3,570,230	3,583,403	3,598,508

POPULATION BY AGE 1 January 2005



FOREIGN BORN PERSONS 1 January 2005

The ten largest groups.



Foreign born persons	68,406	25%
Foreign citizens	27,578	10%

POPULATION CHANGES

	2002	2003	2004
Births	3,229	3,269	3,409
Deaths	3,008	2,943	2,939
Net births	221	326	470
In-migrated	15,691	15,388	15,880
Out-migrated	12,801	14,076	14,370
Net migration	2,890	1,364	1,510
In total	3,084	1,690	1,971

HOUSING STOCK 1 January 2005

Dwellings	139,817	
Single-dwelling houses	24,906	18%
Size of dwelling		
-1 room and kitchen	20,236	14%
2 rooms and kitchen	42,698	31%
3 rooms and kitchen	39,986	29%
4+ rooms and kitchen	36,897	26%

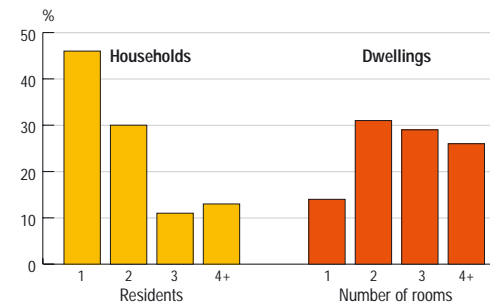
Dwellings by form of occupancy

Right of tenancy	71,445	51%
Tenant-owner	47,212	34%
Owner-occupier	21,160	15%
Total	139,817	100%

HOUSING CONSTRUCTION

	2001	2002	2003	2004
New dwellings	737	441	269	1,005

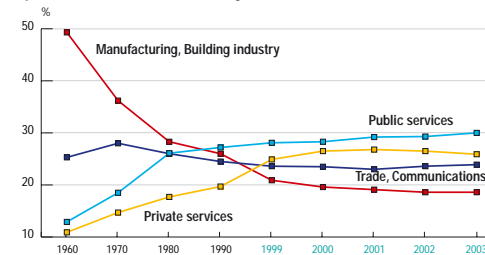
HOUSEHOLDS AND DWELLINGS 2003



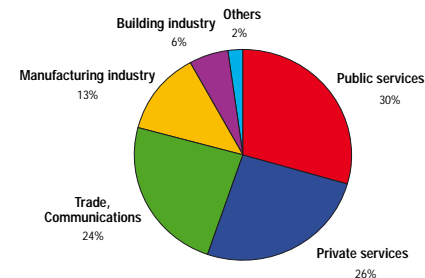
	Total	%
All households	133,468	
Households of 1 and 2 persons	101,805	76
Households of 3 and more persons	31,662	24

TRADE AND INDUSTRY

Development of trade and industry



Jobs by section of industry 2003



Major employers in Malmö 2005

	Employees	Employees
City of Malmö	21,400	Malmö Högskola 1,300
Region Skåne	8,600	Rikspolisstyrelsen 1,100
Skanska Bygg AB	2,600	Samhall AB 1,000
Posten Sverige AB	1,600	Pågen AB 1,000
ISS Facility Service	1,500	Banverket 600

LABOUR MARKET

	1998	2003
Employment rate (age 20-64)	62%	63%
Men	62%	63%
Women	61%	62%

The unemployed as % of the workforce (age 16-64)	Malmö	Sweden
December 2003	6,7%	4,6%
December 2004	5,8%	4,4%

TRANSPORT 2004/2005

No. of cars	98,722
No. of cars per 1 000 inhabitants	
Malmö	367
Sweden	457

The Öresund fixed link 2004	
No. of vehicles	4,324,667
No. of passengers	
by car	11,244,134
by train	6,231,897
Total	17,476,031

By air, Sturup Airport	
No. of passengers, Domestic	1,064,346
No. of passengers, International	654,709

LEVEL OF EDUCATION 2004

Primary/Lower Secondary school	27,331	17%
Upper Secondary school	70,063	44%
University/College	61,710	39%

PRE-SCHOOLS AND EDUCATION

Total number of children aged 1-5	31 December 2004	13,757
Pre-school and day care		
Proportion of children attending	15 October 2004	82%
No. of pupils autumn term 2004		
Compulsory school (nine years)		29,202
Upper Secondary school (three years)		9,657

UNIVERSITY COLLEGE/UNIVERSITIES IN MALMÖ 2004

	No. of students	Proportion of women
Malmö University College	15,400	67%
University of Lund	1,275	56%
World Maritime University	202	18%

ANNUAL INCOME 2002

Income earners aged 20+	Men	Women	Total
Average income	SEK 203,000	SEK 149,000	SEK 197,000
Municipal tax rate, Malmö 2005			SEK 31,23
Average municipal tax rate, Sweden 2005			SEK 31,60

SOCIAL SERVICES

Home-help, 2004			
No. of persons receiving care			10,070
Supplementary benefits	2001	2002	2003
Recipient households	17,217	16,294	15,223
Financial aid expenditure, tkr SEK	770,878	SEK 754,100	SEK 695,679

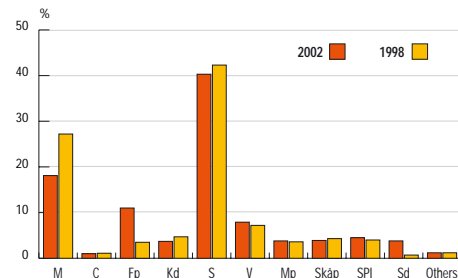
HEALTHCARE 2004

No. of hospital beds	976
Visits to doctors in public healthcare	497,448
Visits to doctors in private healthcare	366,085

RESULTS OF MUNICIPAL ELECTIONS

Political parties (Swedish names in abbreviations)	Votes, %	Seats	
		2002	1998
Conservative Party (M)	18.1	12	18
Centre Party (C)	1.0	-	-
Liberal Party (Fp)	11.0	7	2
Christian Democrats (Kd)	3.7	2	3
Social Democrats (S)	40.3	26	27
Left Party (V)	7.9	5	5
Green Party (Mp)	3.8	2	2
Scania Party (Skåp)	3.9	2	2
Swedish Pensioners' Party (SPI)	5.4	3	2
Swedish Democrats (Sd)	3.8	2	-
Others	1.2	-	-
Total	100.0	61	61

No. of women
Turnout: 72.5%



FOR FURTHER INFORMATION, PLEASE CONTACT
City Office, Department of Communication & Development
Phone +46 40 34 12 83, Fax +46 40 34 10 55
Website: malmo.se e-mail: info@malmo.se

Malmö 2005



Facts and Figures