












MEN'S BASKETBALL'S FINEST





MEN'S BASKETBALL'S FINEST





THE NATIONAL COLLEGIATE ATHLETIC ASSOCIATION

P.O. Box 6222, Indianapolis, Indiana

46206-6222

www.ncaa.org

October 2005

Researched and Compiled By:

Gary K. Johnson, *Associate Director of Statistics.*

Distributed to Division I sports information departments of schools that sponsor basketball; Division I conference publicity directors; and selected media.

NCAA, NCAA logo and National Collegiate Athletic Association are registered marks of the Association and use in any manner is prohibited unless prior approval is obtained from the Association.

Copyright, 2005, by the National Collegiate Athletic Association.
Printed in the United States of America.

ISSN 1521-2955
NCAA 48758/10/05

Contents

Foreword	4
Players.....	7
Player Index By School.....	168
101 Years of All-Americans.....	174
Coaches	213
Coach Index By School.....	288



On the Cover

Top row (left to right): Tim Duncan, Bill Walton, Michael Jordan and Oscar Robertson. Second row: Jerry West, Dean Smith, James Naismith and Isiah Thomas. Third row: Bill Russell, Shaquille O’Neal, Carmelo Anthony and John Wooden. Bottom row: Tubby Smith, Larry Bird, Lew Alcindor (Kareem Abdul-Jabbar) and David Robinson.



Foreword

Have you ever wondered about how many points Michael Jordan scored at North Carolina? Or how many shots were swatted away by Shaquille O'Neal at LSU? What kind of shooting percentage did Bill Walton have at UCLA? What was John Wooden's coaching won-lost record before he went to UCLA? Did former Tennessee coach Ray Mears really look like Cosmo Kramer?

The answers to these questions and tons more can be found in these pages. NCAA Men's Basketball's Finest covers the college careers of more than 600 of the top NCAA basketball players and coaches of all time.

The world first got to know names like Maravich, Alcindor (Jabbar), Chamberlain, Jordan, Bird, Magic and Shaq when they became college basketball stars.

Some became heroes in the NCAA tournament, such as Michael Jordan as a freshman sinking the last basket of the game on a 16-foot jumper to give North Carolina a one-point win and the 1982 national championship. Others never got the opportunity to show their stuff in the NCAA tournament, such as LSU's Pete Maravich.

But two things all these athletes and many others have in common are they had great college careers and all their college statistics are listed in this book.

In this third edition of NCAA Men's Basketball's Finest, every individual career statistic that could be found is listed, including some careers that took place before 1948, the first year of official NCAA basketball statistics.

Official weekly individual statistical rankings in scoring and shooting began with the 1947-48 season, rebounds were added for the 1950-51 season, assists in 1983-84, blocked shots and steals in 1985-86 and three-point field goals in 1986-87. The years listed in the career statistics are the second year of the basketball season; in other words, the 1950-51 season is listed as 1951 throughout the book.

In the players' section, some statistics are left blank while others have a dash (-). If a category is left blank, it means that statistic was kept but for that particular athlete it is not available. If a category has a dash, then that statistic was not officially kept that year.

In 1973, freshmen became eligible to compete on the varsity level. From 1957 to 1972, freshmen were ineligible to play varsity sports.

Players or coaches found to be involved in gambling, point-shaving, game-fixing or major NCAA rules violations during their college careers are excluded from this book.

The last section of this book covers the year-by-year and career records of the greatest head coaches ever in the college game, from Phog Allen to John Wooden. With the new NCAA database in place of all schools' year-by-year won-lost records and their coaches, many early coaches were discovered to meet the criteria to be included in this book.

The criteria changed slightly for players and coaches from the last edition. So many new names were added; and likewise, some others were dropped when the criteria were not met. There are career statistics included in this book for 469 players and 146 coaches. Statistics from only four-year U.S. colleges were used.

Some players included in this book played at NCAA schools that were not in the Major College Division or Division I, but were later elected to the Naismith Memorial Basketball Hall of Fame as a player or met the Olympic criteria. Likewise, men who were head coaches at any NCAA schools for at least 10 years regardless of division and were elected to the Hall as a coach or contributor are included in this book.

The only person whose statistics are included in this book but did not meet the criteria is Dr. James Naismith, the inventor of the game of basketball. Although he is in the Hall of Fame named after him, he coached college basketball for only nine years (all at Kansas), one year short of meeting the criteria.

The middle section of this book separating the players from the coaches is 101 years of all-America teams. Every all-America team from the top division of men's college basketball that could be researched and found is included. From teams picked by magazines that are now out of print to today's sports Web sites, all can be found in this section.

Criteria for Players

The book includes all players who won any of the national honors, achieved any one of the statistical feats, or hold or share any one of the national records (through the 2005 season) listed below. The record-holder part is tricky. If, for instance, a player sets the national record, but it is broken later, he will not be in the book unless he also qualifies in another way. For all the criteria, players are included only if their team was in Division I the seasons they played. The only exception to this rule is if the athlete was elected to the Naismith Memorial Basketball Hall of Fame as a player or played on the USA Olympic team after 1974, in which case the only criterion is that the athlete played at an NCAA school.

The criteria changes for players from the last edition deal with the Olympics and seasonal leaders. The last book included anyone who played on at least two Olympic teams. This has been changed to those players who played on the USA Olympic team since 1974 when USA Basketball took control of team selection. The last edition of the *Finest* also included every player who led the nation in scoring for at least one season. The criterion was dropped and replaced by any player who led the nation three or more times in any positive statistical category or a combination of categories.

National honors won:

- Named Player of the Year by Associated Press (AP), United Press International (UPI), the U.S. Basketball Writers Association (USBWA) or the National Association of Basketball Coaches (NABC).
- Wooden Award winner.
- Naismith Award winner.
- Consensus first-team all-American.
- Two-time consensus second-team all-American.
- Three-time first-team academic all-American.
- Elected to the Naismith Memorial Basketball Hall of Fame as a player.
- Played on the USA Olympic basketball team after 1974 when USA Basketball (then known as ABAUSA) took control of team selection.

National statistical achievements:

- Led the nation three or more times in any positive statistical category or combination of categories.
- Scored 1,000 points or more in a season.
- Averaged at least 36.0 points per game in a season.
- Scored at least 2,500 points in career.
- Averaged at least 30.0 points per game over a multi-year career.
- Scored more than 2,000 points and pulled down more than 1,000 rebounds in a career.
- Recorded at least 1,600 rebounds in a career.
- Averaged at least 20.0 rebounds per game over a multi-year career.

National career or season record (holds or shares) in:

- Points
- Scoring average
- Field-goal percentage
- Three-point field goals made
- Three-point field-goal percentage
- Free-throw percentage
- Rebounds all-time
- Rebounds since 1973
- Rebounding average all-time
- Rebounding average since 1973
- Assists
- Blocked shots
- Steals





Seeing the list of honors brings up the question: Who is the game's most-honored player? In some ways, that is not a fair question because more national awards have been added through the years.

But it would be hard to top UCLA's Lew Alcindor (now Kareem Abdul-Jabbar). He is the only player to combine three consensus all-America seasons with three NCAA championships by his team. Also, he is the only three-time winner of the tournament's MVP award. If freshmen had been eligible when he played, it might have been four-for-four.

Jerry Lucas of Ohio State and Bill Walton of UCLA are the only other three-time consensus choices to play in three Final Fours (Walton's team won two NCAA titles and Lucas' had one).

Another way to look at this might be to see which players meet the most criteria on the list. The undisputed champion would be LSU's Pete Maravich, who qualified in 10 different categories. Maravich is followed by Elvin Hayes of Houston and Oscar Robertson of Cincinnati, who both met the criteria in nine categories each. Rounding out the Top 5 with seven each are Larry Bird of Indiana State and David Robinson of Navy.

Criteria for Coaches

The only criteria change for coaches from the last edition of the *Finest* to this book are a couple of conditions added to the minimums for victories and winning percentages. Previously, 500 victories with at least 10 seasons in Division I would land a coach in the book. Now the 500 victories are combined with a .550 winning percentage or better. The last edition also included all coaches with at least 10 seasons in Division I who had a .700 winning percentage or better. Now that .700 winning percentage is combined with at least 150 victories.

This edition of the *Finest* includes all head coaches in NCAA basketball history with at least one of the accomplishments (through the 2005 season) listed below.

- Coach of at least one NCAA Division I national championship tournament team.
- Coached at least three teams to Final Four appearances.
- Coached at least 500 victories in his career combined with a .550 winning percentage or better with at least 10 seasons in Division I.
- Had at least a .700 winning percentage in his career with at least 150 wins and 10 seasons in Division I.
- Elected to the Naismith Memorial Basketball Hall of Fame as a coach or contributor with at least 10 years as a head coach at an NCAA school.

Eight coaches qualified on all five counts—Phog Allen, Bob Knight, Mike Krzyzewski, Lute Olson, Adolph Rupp, Dean Smith, John Thompson and John Wooden.

Of the 469 players and 146 coaches included in this book, only one individual appears as both a coach and a player. That unique distinction belongs to John Wooden, who was a three-time consensus all-American at Purdue and is the only person to be inducted into the Naismith Hall of Fame both as a college player and a college coach. Five other coaches in this book—Bud Foster, Nat Nolman, Joe Lapchick, Branch McCracken and Pat Page—also qualified as players because of entering the Naismith Hall of Fame as a player, but all of them finished their playing careers in 1930 or before and their playing statistics were not available.

Whether using this publication for pleasure, reference or research, I hope you enjoy the book.

Gary K. Johnson
NCAA Associate Director of Statistics



THE PLAYERS



SHAREEF ABDUR-RAHIM
California • 6-10 • Marietta, GA

USA Olympic team member in 2000.

Year	Team		— 3-Point —							FT	FTA	FT%	Reb.	Avg.	Ast.	Bk	St.	Pts.	Avg.
	W-L	G	FG	FGA	FG%	FG	FGA	FG%											
1996	*2-25	28	206	398	51.8	8	21	38.1	170	249	68.3	236	8.4	29	35	52	590	21.1	

*Later forfeited 15 wins and vacated one tournament game. On-the-court record was 17-11.

NCAA Tournament

Year	Team		— 3-Point —							FT	FTA	FT%	Reb.	Avg.	Ast.	Bk	St.	Pts.	Avg.
	W-L	G	FG	FGA	FG%	FG	FGA	FG%											
1996	*0-0	1	1	6	16.7	1	1	100.0	4	6	66.7	2	2.0	0	1	0	7	7.0	

*NCAA tournament record later vacated: 0-1.





Photo from California sports information

DANYA ABRAMS
Boston College • 6-7 • Greenburgh, NY

Year	Team		— 3-Point —							FT	FTA	FT%	Reb.	Avg.	Ast.	Bk	St.	Pts.	Avg.
	W-L	G	FG	FGA	FG%	FG	FGA	FG%											
1994	23-11	34	127	274	46.4	0	0	0.0	100	171	58.5	243	7.1	24	7	29	354	10.4	
1995	9-19	28	215	418	51.4	0	8	0.0	190	264	72.0	254	9.1	45	17	39	620	22.1	
1996	19-11	30	190	403	47.1	9	28	32.1	198	281	70.5	287	9.6	44	22	39	587	19.6	
1997	22-9	30	139	314	44.3	4	9	44.4	210	287	73.2	245	8.2	47	17	31	492	16.4	
4 yrs.	73-50	122	671	1409	47.6	13	45	28.9	698	1003	69.6	1029	8.4	160	63	138	2053	16.8	

NCAA Tournament

Year	Team		— 3-Point —							FT	FTA	FT%	Reb.	Avg.	Ast.	Bk	St.	Pts.	Avg.
	W-L	G	FG	FGA	FG%	FG	FGA	FG%											
1994	3-1	4	14	41	34.1	0	0	0.0	13	26	50.0	30	7.5	3	0	3	41	10.3	
1996	1-1	2	12	26	46.2	0	2	0.0	14	22	63.6	25	12.5	2	0	4	38	19.0	
1997	1-1	2	7	20	35.0	0	1	0.0	16	19	84.2	23	11.5	7	2	1	30	15.0	
3 yrs.	5-3	8	33	87	37.9	0	3	0.0	43	67	64.2	78	9.8	12	2	8	109	13.6	




Photo from Boston College sports information

MARK ACRES
Oral Roberts • 6-11 • Tulsa, OK

Year	Team		G	FG	FGA	FG%	FT	FTA	FT%	Reb.	Avg.	Ast.	Pts.	Avg.
	W-L	G												
1982	18-12	22	109	186	58.6	104	143	72.7	178	8.1	—	322	14.6	
1983	14-14	28	203	368	55.2	120	167	71.9	269	9.6	—	526	18.8	
1984	21-10	31	266	482	55.2	114	159	71.7	324	10.5	64	646	20.8	
1985	15-15	29	221	380	58.2	102	163	62.6	280	9.7	54	544	18.8	
4 yrs.	68-51	110	799	1416	56.4	440	632	69.6	1051	9.6	118	2038	18.5	

NCAA Tournament

Year	Team		G	FG	FGA	FG%	FT	FTA	FT%	Reb.	Avg.	Ast.	Pts.	Avg.
	W-L	G												
1984	0-1	1	11	25	44.0	6	6	100.0	18	18.0	2	28	28.0	



Photo from Oral Roberts sports information

Photo from DePaul sports information



MARK AGUIRRE

DePaul • 6-7 • Chicago, IL


Named player of the year by AP, UPI and the USBWA in 1980 . . . Naismith Award winner in 1980 . . . Unanimous first team all-American in 1980 and 1981 . . . USA Olympic team member in 1980 . . . NCAA all-tournament team in 1979.

Year	Team												
	W-L	G	FG	FGA	FG%	FT	FTA	FT%	RBs	Avg.	Pts.	Avg.	
1979	26-6	32	302	581	52.0	163	213	76.5	244	7.6	767	24.0	
1980	26-2	28	281	520	54.0	187	244	76.6	213	7.6	749	26.8	
1981	27-2	29	280	481	58.2	106	137	77.4	249	8.6	666	23.0	
3 yrs.	79-10	89	863	1582	54.6	456	594	76.8	706	7.9	2182	24.5	

NCAA Tournament

Year	Team												
	W-L	G	FG	FGA	FG%	FT	FTA	FT%	RBs	Avg.	Pts.	Avg.	
1979	4-1	5	45	87	51.7	27	32	84.4	33	6.6	117	23.4	
1980	0-1	1	8	18	44.4	3	6	50.0	9	9.0	19	19.0	
1981	0-1	1	3	6	50.0	2	2	100.0	1	1.0	8	8.0	
3 yrs.	4-3	7	56	111	50.5	32	40	80.0	43	6.1	144	20.6	

Photo from Missouri State sports information



BLAKE AHEARN


Missouri State • 6-2 • St. Louis, MO

Through the 2005 season, held the NCAA season record for free-throw percentage in 2004 . . . Led the nation in free-throw percentage in 2004 and 2005.

Year	Team													— 3-Point —				
	W-L	G	FG	FGA	FG%	FG	FGA	FG%	FT	FTA	FT%	Reb.	Avg.	Ast.	Bk	St.	Pts.	Avg.
2004	19-14	33	84	215	39.1	61	154	39.6	117	120	97.5	39	1.2	40	1	19	346	10.5
2005	19-13	32	92	237	38.8	47	124	37.9	90	95	94.7	38	1.2	45	3	22	321	10.0
2 yrs.	38-27	65	176	452	38.9	108	278	38.8	207	215	96.3	77	1.2	85	4	41	667	10.3

Did not play in the NCAA Tournament.

Photo from Brigham Young sports information



DANNY AINGE

Brigham Young • 6-5 • Eugene, OR

Named player of the year by the NABC in 1981 . . . Wooden Award winner in 1981 . . . Unanimous first team all-American in 1981 . . . First team academic all-American in 1980 and 1981.

Year	Team												
	W-L	G	FG	FGA	FG%	FT	FTA	FT%	RBs	Avg.	Pts.	Avg.	
1978	12-18	30	243	473	51.4	146	169	86.4	173	5.8	632	21.1	
1979	20-8	27	206	376	54.8	86	112	76.8	102	3.8	498	18.4	
1980	24-5	29	229	430	53.3	97	124	78.2	114	3.9	555	19.1	
1981	25-7	32	309	596	51.8	164	199	82.4	152	4.8	782	24.4	
4 yrs.	81-38	118	987	1875	52.6	493	604	81.6	541	4.6	2467	20.9	

NCAA Tournament

Year	Team												
	W-L	G	FG	FGA	FG%	FT	FTA	FT%	RBs	Avg.	Pts.	Avg.	
1979	0-1	1	5	13	38.5	1	1	100.0	2	2.0	11	11.0	
1980	0-1	1	5	12	41.7	3	4	75.0	3	3.0	13	13.0	
1981	3-1	4	29	61	47.5	25	28	89.3	9	2.3	83	20.8	
3 yrs.	3-3	6	39	86	45.3	29	33	87.9	14	2.3	107	17.8	

LEW ALCINDOR (KAREEM ABDUL-JABBAR)

UCLA • 7-2 • New York, NY

Named player of the year by AP, UPI and the USBWA in 1967 and 1969... Naismith Award winner in 1969... Unanimous first team all-American in 1967, 1968 and 1969... Enshrined as a player into the Naismith Memorial Basketball Hall of Fame in 1995... NCAA Silver Anniversary recipient in 1994... Led the nation in field-goal percentage in 1967 and 1969... Named to the NCAA Final Four all-time team... Named to the NCAA tournament all-decade team for the 1960s... NCAA tournament MVP in 1967, 1968 and 1969... NCAA all-tournament team in 1967, 1968 and 1969... Led all NCAA tournament players in scoring average in 1967 and in rebounding in 1969... Played on the NCAA championship teams in 1967, 1968 and 1969... Named to the ESPN Top 50 college players list of all-time in 2005... Named to the 50 greatest players list in NBA history in 1996.

Year	Team											
	W-L	G	FG	FGA	FG%	FT	FTA	FT%	RBs	Avg.	Pts.	Avg.
1967	30-0	30	346	519	66.7	178	274	65.0	466	15.5	870	29.0
1968	29-1	28	294	480	61.3	146	237	61.6	461	16.5	734	26.2
1969	29-1	30	303	477	63.5	115	188	61.2	440	14.7	721	24.0
3 yrs.	88-2	88	943	1476	63.9	439	699	62.8	1367	15.5	2325	26.4

NCAA Tournament

Year	Team											
	W-L	G	FG	FGA	FG%	FT	FTA	FT%	RBs	Avg.	Pts.	Avg.
1967	4-0	4	39	60	65.0	28	43	65.1	62	15.5	106	26.5
1968	4-0	4	37	56	66.1	29	43	67.4	75	18.8	103	25.8
1969	4-0	4	39	63	61.9	17	33	51.5	64	16.0	95	23.8
4 yrs.	12-0	12	115	179	64.2	74	119	62.2	201	16.8	304	25.3



Photo from UCLA sports information

STEVE ALFORD

Indiana • 6-2 • New Castle, IN

Unanimous first team all-American in 1987... Consensus first team all-American in 1986... USA Olympic team member in 1984... Led the nation in free-throw percentage in 1984... Named to the NCAA tournament all-decade team for the 1980s... NCAA all-tournament team in 1987... Led all NCAA tournament players in free-throw percentage in 1984 and scoring in 1987... Played on the NCAA championship team in 1987.

Year	Team												— 3-Point —			Reb.	Avg.	Ast.	Bk	St.	Pts.	Avg.
	W-L	G	FG	FGA	FG%	FG	FGA	FG%	FT	FTA	FT%											
1984	22-9	31	171	289	59.2	—	—	—	137	150	91.3	82	2.6	98	—	—	479	15.5				
1985	19-14	32	232	431	53.8	—	—	—	116	126	92.1	101	3.2	85	—	—	580	18.1				
1986	21-8	28	254	457	55.6	—	—	—	122	140	87.1	75	2.7	79	1	50	630	22.5				
1987	30-4	34	241	508	47.4	107	202	53.0	160	180	88.9	87	2.6	123	3	39	749	22.0				
4 yrs.	92-35	125	898	1685	53.3	107	202	53.0	535	596	89.8	345	2.8	385	4	89	2438	19.5				

NCAA Tournament

Year	Team												— 3-Point —			Reb.	Avg.	Ast.	Bk	St.	Pts.	Avg.
	W-L	G	FG	FGA	FG%	FG	FGA	FG%	FT	FTA	FT%											
1984	2-1	3	15	32	46.9	—	—	—	21	22	95.5	10	3.3	9	—	—	51	17.0				
1986	0-1	1	10	20	50.0	—	—	—	4	4	100.0	2	2.0	7	0	1	24	24.0				
1987	6-0	6	42	81	51.9	21	34	61.8	33	38	86.8	14	2.3	27	0	5	138	23.0				
3 yrs.	8-2	10	67	133	50.4	21	34	61.8	58	64	90.6	26	2.6	43	0	6	213	21.3				





Photo from Indiana sports information

RAY ALLEN

Connecticut • 6-5 • Dalzell, SC

Unanimous first team all-American in 1996... USA Olympic team member in 2000.

Year	Team												— 3-Point —			Reb.	Avg.	Ast.	Bk	St.	Pts.	Avg.
	W-L	G	FG	FGA	FG%	FG	FGA	FG%	FT	FTA	FT%											
1994	29-5	34	158	310	51.0	33	82	40.2	80	101	79.2	155	4.6	53	7	38	429	12.6				
1995	28-5	32	255	521	48.9	85	191	44.5	80	110	72.7	218	6.8	75	16	61	675	21.1				
1996	32-3	35	292	618	47.2	115	247	46.6	119	147	81.0	228	6.5	117	18	60	818	23.4				
3 yrs.	89-13	101	705	1449	48.7	233	520	44.8	279	358	77.9	601	6.0	245	41	159	1922	19.0				

NCAA Tournament

Year	Team												— 3-Point —			Reb.	Avg.	Ast.	Bk	St.	Pts.	Avg.
	W-L	G	FG	FGA	FG%	FG	FGA	FG%	FT	FTA	FT%											
1994	2-1	3	9	27	33.3	2	6	33.3	8	10	80.0	19	6.3	5	1	2	28	9.3				
1995	3-1	4	36	67	53.7	10	22	45.5	14	20	70.0	32	8.0	10	1	7	96	24.0				
1996	2-1	3	26	65	40.0	13	28	46.4	6	13	46.2	19	6.3	9	2	0	71	23.7				
3 yrs.	7-3	10	71	159	44.7	25	56	44.6	28	43	65.1	70	7.0	24	4	9	195	19.5				






Photo from Connecticut sports information

Photo from Georgia Tech sports information



KENNY ANDERSON

Georgia Tech • 6-2 • Rego Park, NY



Unanimous first team all-American in 1991.

Year	Team		— 3-Point —															
	W-L	G	FG	FGA	FG%	FG	FGA	FG%	FT	FTA	FT%	Reb.	Avg.	Ast.	Bk	St.	Pts.	Avg.
1990	28-7	35	283	549	51.5	48	117	41.0	107	146	73.3	193	5.5	285	3	79	721	20.6
1991	17-13	30	278	636	43.7	65	185	35.1	155	187	82.9	171	5.7	169	2	89	776	25.9
2 yrs.	45-20	65	561	1185	47.3	113	302	37.4	262	333	78.7	364	5.6	454	5	168	1497	23.0

NCAA Tournament

Year	Team		— 3-Point —															
	W-L	G	FG	FGA	FG%	FG	FGA	FG%	FT	FTA	FT%	Reb.	Avg.	Ast.	Bk	St.	Pts.	Avg.
1990	4-1	5	48	84	57.1	11	24	45.8	17	22	77.3	35	7.0	28	0	9	124	24.8
1991	1-1	2	20	51	39.2	3	9	33.3	13	14	92.9	10	5.0	7	0	2	56	28.0
2 yrs.	5-2	7	68	135	50.4	14	33	42.4	30	36	83.3	45	6.4	35	0	11	180	25.7

Photo from Georgia sports information



WILLIE ANDERSON

Georgia • 6-7 • Atlanta, GA

USA Olympic team member in 1988.


Year	Team		— 3-Point —															
	W-L	G	FG	FGA	FG%	FG	FGA	FG%	FT	FTA	FT%	Reb.	Avg.	Ast.	Bk	St.	Pts.	Avg.
1985	*21-8	13	19	39	48.7	—	—	—	5	8	62.5	19	1.5	4	—	—	43	3.3
1986	17-13	29	100	197	50.8	—	—	—	48	61	78.7	98	3.4	41	21	28	246	8.5
1987	18-12	30	187	374	50.0	25	64	39.1	77	97	79.4	123	4.1	150	49	42	476	15.9
1988	20-16	35	241	482	50.0	10	44	22.7	91	116	78.4	177	5.1	139	49	67	583	16.7
4 yrs.	76-49	107	547	1092	50.1	35	108	32.4	221	282	78.4	417	3.9	334	119	137	1350	12.6

*NCAA tournament record later vacated: 1-1. On the court record was 22-9.

NCAA Tournament

Year	Team		— 3-Point —															
	W-L	G	FG	FGA	FG%	FG	FGA	FG%	FT	FTA	FT%	Reb.	Avg.	Ast.	Bk	St.	Pts.	Avg.
1987	0-1	1	13	20	65.0	3	5	60.0	6	6	100.0	3	3.0	5	0	2	35	35.0

Photo from Syracuse sports information



CARMELO ANTHONY

Syracuse • 6-8 • Baltimore, MD

Consensus second team all-American in 2003... USA Olympic team member in 2004... NCAA tournament MVP in 2003... NCAA all-tournament team in 2003... Through the 2005 NCAA tournament, held the Final Four game record for points by a freshman with 33 against Texas in 2003... Led all NCAA tournament players in points in 2003... Played on the NCAA championship team in 2003.

Year	Team		— 3-Point —															
	W-L	G	FG	FGA	FG%	FG	FGA	FG%	FT	FTA	FT%	Reb.	Avg.	Ast.	Bk	St.	Pts.	Avg.
2003	30-5	35	277	612	45.3	56	166	33.7	168	238	70.6	349	10.0	77	30	55	778	22.2

NCAA Tournament

Year	Team		— 3-Point —															
	W-L	G	FG	FGA	FG%	FG	FGA	FG%	FT	FTA	FT%	Reb.	Avg.	Ast.	Bk	St.	Pts.	Avg.
2003	6-0	6	47	99	47.6	10	21	47.6	17	27	63.0	59	9.8	15	4	11	121	20.2

NATE "TINY" ARCHIBALD

Texas-El Paso • 6-1 • Bronx, NY

Enshrined as a player into the Naismith Memorial Basketball Hall of Fame in 1991...Named to the 50 greatest players list in NBA history in 1996.

Year	Team											
	W-L	G	FG	FGA	FG%	FT	FTA	FT%	RBs	Avg.	Pts.	Avg.
1968	14-9	23	131	281	46.6	102	140	72.9	81	3.5	364	15.8
1969	16-9	25	199	374	53.2	161	194	83.0	69	2.8	559	22.4
1970	17-8	25	180	351	51.3	176	225	78.2	66	2.6	536	21.4
3 yrs.	47-26	73	510	1006	50.7	439	559	78.5	216	3.0	1459	20.0

NCAA Tournament

Year	Team											
	W-L	G	FG	FGA	FG%	FT	FTA	FT%	RBs	Avg.	Pts.	Avg.
1970	0-1	1	13	21	61.9	10	11	90.9	3	3.0	36	36.0




Photo from UTEP sports information

PAUL ARIZIN

Villanova • 6-3 • Philadelphia, PA

Consensus first team all-American in 1950...Enshrined as a player into the Naismith Memorial Basketball Hall of Fame in 1977...Led the nation in scoring in 1950...Named to the 50 greatest players list in NBA history in 1996.

Year	Team											
	W-L	G	FG	FGA	FG%	FT	FTA	FT%	Pts.	Avg.		
1948	15-9	24	101	—	—	65	98	66.3	267	11.1		
1949	23-4	27	210	—	—	174	233	74.7	594	22.0		
1950	25-4	29	260	527	49.3	215	278	77.3	735	25.3		
3 yrs.	63-17	80	571			454	609	74.5	1596	20.0		

NCAA Tournament

Year	Team											
	W-L	G	FG	FGA	FG%	FT	FTA	FT%	Pts.	Avg.		
1949	1-1	2	18			16			52	26.0		




Photo from Villanova sports information

MIKE "TATE" ARMSTRONG

Duke • 6-3 • Houston, TX

USA Olympic team member in 1976.

Year	Team											
	W-L	G	FG	FGA	FG%	FT	FTA	FT%	Reb.	Avg.	Pts.	Avg.
1974	10-16	22	55	114	48.2	28	35	80.0	18	0.8	138	6.3
1975	13-13	20	73	154	47.4	48	57	84.2	46	2.3	194	9.7
1976	13-14	27	265	507	52.3	124	155	80.0	77	2.9	654	24.2
1977	14-13	14	136	245	55.5	46	59	78.0	41	2.9	318	22.7
4 yrs.	50-56	83	529	1020	51.9	246	306	80.4	182	2.2	1304	15.7

Did not play in the NCAA Tournament.






Photo from Duke sports information

Photo from Penn State sports information



JESSE ARNELLE

Penn State • 6-5 • New Rochelle, NY


NCAA all-tournament team in 1954.

Year	Team											
	W-L	G	FG	FGA	FG%	FT	FTA	FT%	RBs	Avg.	Pts.	Avg.
1952	20-6	26	184			124	217	57.1	254	9.8	492	18.9
1953	15-9	24	136			136	202	67.3	271	11.3	408	17.0
1954	18-6	24	174			159	227	70.0	285	11.9	507	21.1
1955	18-10	28	244			243	346	70.2	428	15.3	731	26.1
4 yrs.	71-31	102	738			662	992	66.8	1238	12.1	2138	21.0

NCAA Tournament

Year	Team											
	W-L	G	FG	FGA	FG%	FT	FTA	FT%	RBs	Avg.	Pts.	Avg.
1952	0-2	2	16			12	25	48.0			44	22.0
1954	4-1	5	36			30	36	83.3			102	20.4
1955	1-2	3	17			22	30	73.3			56	18.7
3 yrs.	5-5	10	69			64	91	70.3			202	20.2

Photo from Notre Dame sports information



BOB ARZEN

Notre Dame • 6-5 • Fort Thomas, KY



First team academic all-American in 1967, 1968 and 1969...NCAA Postgraduate Scholarship winner in 1969.

Year	Team											
	W-L	G	FG	FGA	FG%	FT	FTA	FT%	RBs	Avg.	Pts.	Avg.
1967	14-14	28	225	488	46.1	147	177	83.1	355	12.7	597	21.3
1968	21-9	30	269	527	51.0	106	134	79.1	310	10.3	644	21.5
1969	20-7	24	172	359	47.9	80	103	77.7	279	11.6	424	17.7
3 yrs.	55-30	82	666	1374	48.5	333	414	80.4	944	11.5	1665	20.3

NCAA Tournament

Year	Team											
	W-L	G	FG	FGA	FG%	FT	FTA	FT%	RBs	Avg.	Pts.	Avg.
1969	0-1	1	4	10	40.0	3	4	75.0	11	11.0	11	11.0

Photo from UNLV sports information



STACEY AUGMON

UNLV • 6-8 • Pasadena, CA

Consensus second team all-American in 1991...USA Olympic team member in 1988...NCAA all-tournament team in 1990...Played on the NCAA championship team in 1990.

Year	Team											— 3-Point —						
	W-L	G	FG	FGA	FG%	FG	FGA	FG%	FT	FTA	FT%	Reb.	Avg.	Ast.	Bk	St.	Pts.	Avg.
1988	28-6	34	117	204	57.4	2	2	100.0	75	116	64.7	206	6.1	64	24	69	311	9.1
1989	29-8	37	210	405	51.9	41	98	41.8	106	160	66.3	274	7.4	101	27	59	567	15.3
1990	35-5	39	210	380	55.3	16	50	32.0	118	176	67.0	270	6.9	143	49	69	554	14.2
1991	34-1	35	220	375	58.7	38	81	46.9	101	139	72.7	255	7.3	125	28	78	579	16.5
4 yrs.	126-20	145	757	1364	55.5	97	231	42.0	400	591	67.7	1005	6.9	433	128	275	2011	13.9

NCAA Tournament

Year	Team											— 3-Point —						
	W-L	G	FG	FGA	FG%	FG	FGA	FG%	FT	FTA	FT%	Reb.	Avg.	Ast.	Bk	St.	Pts.	Avg.
1988	1-1	2	6	8	75.0	0	0	0.0	1	3	33.3	13	6.5	5	1	4	13	6.5
1989	3-1	4	20	48	41.7	5	13	38.5	12	19	63.2	23	5.8	10	3	4	57	14.3
1990	6-0	6	45	74	60.8	2	7	28.6	17	21	81.0	48	8.0	26	10	12	109	18.2
1991	4-1	5	27	50	54.0	5	9	55.6	4	8	50.0	32	6.4	12	4	10	63	12.6
4 yrs.	14-3	17	98	180	54.4	12	29	41.4	34	51	66.7	116	6.8	53	18	30	242	14.2

WILLIAM "BIRD" AVERITT
Pepperdine • 6-1 • Hopkinsville, KY

Led the nation in scoring in 1973.

Year	Team												
	W-L	G	FG	FGA	FG%	FT	FTA	FT%	RBs	Avg.	Pts.	Avg.	
1972	9-15	24	263	638	41.2	167	225	74.2	147	6.1	693	28.9	
1973	14-11	25	352	753	46.7	144	211	68.2	92	3.7	848	33.9	
2 yrs.	23-26	49	615	1391	44.2	311	436	69.0	239	4.9	1541	31.4	

Did not play in the NCAA Tournament.




Photo from Pepperdine sports information

TUNJI AWOJOBI
Boston U. • 6-5 • Lagos, Nigeria

Year	Team													— 3-Point —				
	W-L	G	FG	FGA	FG%	FG	FGA	FG%	FT	FTA	FT%	Reb.	Avg.	Ast.	Bk	St.	Pts.	Avg.
1994	11-16	27	199	358	55.6	5	16	31.3	107	163	65.6	283	10.5	40	83	39	510	18.9
1995	15-16	31	230	460	50.0	2	9	22.2	153	224	68.3	365	11.8	43	87	38	615	19.8
1996	18-11	29	253	435	58.2	3	23	13.0	149	211	70.6	314	10.8	49	58	54	658	22.7
1997	25-5	27	189	376	50.3	5	18	27.8	142	188	75.5	275	10.2	47	71	40	525	19.4
4 yrs.	69-48	114	871	1629	53.5	15	66	22.7	551	786	70.1	1237	10.9	179	299	171	2308	20.2

NCAA Tournament

Year	Team													— 3-Point —				
	W-L	G	FG	FGA	FG%	FG	FGA	FG%	FT	FTA	FT%	Reb.	Avg.	Ast.	Bk	St.	Pts.	Avg.
1997	0-1	1	3	10	30.0	1	2	50.0	0	0	0.0	6	6.0	3	0	1	7	7.0




Photo from Boston University sports information

DENNIS AWTREY
Santa Clara • 6-10 • San Jose, CA

First team academic all-American in 1968, 1969 and 1970.

Year	Team												
	W-L	G	FG	FGA	FG%	FT	FTA	FT%	RBs	Avg.	Pts.	Avg.	
1968	22-4	26	176	313	56.2	90	133	67.7	340	13.1	442	17.0	
1969	27-2	29	240	406	59.1	139	189	73.5	386	13.3	619	21.3	
1970	23-6	29	230	390	59.0	154	214	72.0	409	14.1	614	21.2	
3 yrs.	72-12	84	646	1109	58.3	383	536	71.5	1135	13.5	1675	19.9	

NCAA Tournament

Year	Team												
	W-L	G	FG	FGA	FG%	FT	FTA	FT%	RBs	Avg.	Pts.	Avg.	
1968	1-1	2	12	23	52.2	6	9	66.7	15	7.5	30	15.0	
1969	1-1	2	14	26	53.8	5	7	71.4	15	7.5	33	16.5	
1970	1-1	2	24	33	72.7	13	19	68.4	24	12.0	61	30.5	
3 yrs.	3-3	6	50	82	61.0	24	35	68.6	54	9.0	124	20.7	




Photo from Santa Clara sports information





Photo by Larry Messin



TERRANCE BAILEY

Wagner • 6-2 • Trenton, NJ

Led the nation in scoring in 1986.

Year	Team				— 3-Point —			FT	FTA	FT%	Reb.	Avg.	Ast.	Bk	St.	Pts.	Avg.	
	W-L	G	FG	FGA	FG%	FG	FGA											FG%
1984	8-20	26	176	379	46.4	—	—	—	51	78	65.4	84	3.2	45	—	—	403	15.5
1985	11-17	27	204	401	50.9	—	—	—	138	176	78.4	106	3.9	160	—	—	546	20.2
1986	16-13	29	321	625	51.4	—	—	—	212	279	76.0	159	5.5	101	14	52	854	29.4
1987	16-13	28	284	598	47.5	42	113	37.2	178	228	78.1	126	4.5	64	13	38	788	28.1
4 yrs.	51-63	110	985	2003	49.2	42	113	37.2	579	761	76.1	475	4.3	370	27	90	2591	23.6

Did not play in the NCAA tournament.




Photo from Hartford sports information



VIN BAKER

Hartford • 6-11 • Old Saybrook, CT

USA Olympic team member in 2000.

Year	Team				— 3-Point —			FT	FTA	FT%	Reb.	Avg.	Ast.	Bk	St.	Pts.	Avg.	
	W-L	G	FG	FGA	FG%	FG	FGA											FG%
1990	17-11	28	58	94	61.7	0	0	0.0	16	41	39.0	82	2.9	7	47	7	132	4.7
1991	13-16	29	216	440	49.1	0	0	0.0	137	202	67.8	302	10.4	18	58	31	569	19.6
1992	6-21	27	281	638	44.0	41	124	33.1	142	216	65.7	267	9.9	36	100	35	745	27.6
1993	14-14	28	305	639	47.7	32	119	26.9	150	240	62.5	300	10.7	54	74	39	792	28.3
4 yrs.	50-62	112	860	1811	47.5	73	243	30.0	445	699	63.7	951	8.5	115	279	112	2238	20.0

Did not play in the NCAA Tournament.




Photo from Auburn sports information



CHARLES BARKLEY

Auburn • 6-6 • Leeds, AL

USA Olympic team member in 1992 and 1996... Named to the 50 greatest players list in NBA history in 1996.

Year	Team				FT	FTA	FT%	Reb.	Avg.	Ast.	Pts.	Avg.	
	W-L	G	FG	FGA									FG%
1982	14-14	28	144	242	59.5	68	107	63.6	275	9.8	—	356	12.7
1983	15-13	28	161	250	64.4	82	130	63.1	266	9.5	—	404	14.4
1984	20-11	28	162	254	63.8	99	145	68.3	265	9.5	58	423	15.1
3 yrs.	49-38	84	467	746	62.6	249	382	65.2	806	9.6	58	1183	14.1

NCAA Tournament

Year	Team				FT	FTA	FT%	Reb.	Avg.	Ast.	Pts.	Avg.	
	W-L	G	FG	FGA									FG%
1984	0-1	1	8	10	80.0	7	9	77.8	17	17.0	4	23	23.0

MARVIN BARNES

Providence • 6-9 • Providence, RI

Unanimous first team all-American in 1974... Through the 2005 season, held the NCAA season record for rebounds since 1973 with 597 in 1974... Led the nation in rebounding in 1974... Through the 2005 NCAA tournament, held the tournament series record for rebounding average in 1974 for players since 1973... Led all NCAA tournament players in rebounding average in 1974.

Team												
Year	W-L	G	FG	FGA	FG%	FT	FTA	FT%	RBs	Avg.	Pts.	Avg.
1972	21-6	27	236	462	51.1	112	173	64.7	424	15.7	584	21.6
1973	27-4	30	237	436	54.4	75	109	68.8	571	19.0	549	18.3
1974	28-4	32	297	596	49.8	112	164	68.3	597	18.7	706	22.1
3 yrs.	76-14	89	770	1494	51.5	299	446	67.0	1592	17.9	1839	20.7

NCAA Tournament

Team												
Year	W-L	G	FG	FGA	FG%	FT	FTA	FT%	RBs	Avg.	Pts.	Avg.
1972	0-1	1	3	10	30.0	1	2	50.0	6	6.0	7	7.0
1973	3-2	4	33	56	58.9	6	10	60.0	48	12.0	72	18.0
1974	2-1	3	24	54	44.4	10	13	76.9	51	17.0	58	19.3
3 yrs.	5-4	8	60	120	50.0	17	25	68.0	105	13.1	137	17.1




Photo from Providence sports information

RICK BARRY

Miami (Florida) • 6-7 • Roselle Park, NJ

Unanimous first team all-American in 1965... Enshrined as a player into the Naismith Memorial Basketball Hall of Fame in 1987... Led the nation in scoring in 1965... Named to the 50 greatest players list in NBA history in 1996.

Team												
Year	W-L	G	FG	FGA	FG%	FT	FTA	FT%	RBs	Avg.	Pts.	Avg.
1963	23-5	24	162	341	47.5	131	158	82.9	351	14.6	455	19.0
1964	20-7	27	314	572	54.9	242	287	84.3	448	16.6	870	32.2
1965	22-4	26	340	651	52.2	293	341	85.9	475	18.3	973	37.4
3 yrs.	65-16	77	816	1564	52.2	666	786	84.7	1274	16.5	2298	29.8

Did not play in the NCAA tournament.




Photo from Miami (Florida) sports information

SHANE BATTIER

Duke • 6-8 • Birmingham, MI

Named player of the year by AP and the USBWA in 2001... Wooden Award winner in 2001... Naismith Award winner in 2001... Unanimous first team all-American in 2001... Consensus second team all-American in 2000... First team academic all-American in 2000 and 2001... NCAA tournament MVP in 2001... NCAA all-tournament team in 2001... Led all NCAA tournament players in rebounds in 2001... Played on the NCAA championship team in 2001.

Team													— 3-Point —					
Year	W-L	G	FG	FGA	FG%	FG	FGA	FG%	FT	FTA	FT%	Reb.	Avg.	Ast.	Bk	St.	Pts.	Avg.
1998	32-4	36	96	178	53.9	4	24	16.7	79	108	73.1	230	6.4	40	53	51	275	7.6
1999	37-2	37	114	209	54.5	39	94	41.5	71	98	72.4	180	4.9	55	43	65	338	9.1
2000	29-5	34	190	383	49.6	79	178	44.4	134	164	81.7	192	5.6	72	70	68	593	17.4
2001	35-4	39	251	533	47.1	124	296	41.9	152	191	79.6	285	7.3	72	88	82	778	19.9
4 yrs.	133-15	146	651	1303	50.0	246	592	41.6	436	561	77.7	887	6.1	239	254	266	1984	13.6

NCAA Tournament

Team													— 3-Point —					
Year	W-L	G	FG	FGA	FG%	FG	FGA	FG%	FT	FTA	FT%	Reb.	Avg.	Ast.	Bk	St.	Pts.	Avg.
1998	3-1	4	17	24	70.8	0	0	0.0	7	9	77.8	24	6.0	2	6	5	41	10.3
1999	5-1	6	15	32	46.9	9	19	47.4	10	12	83.3	28	4.7	14	7	8	49	8.2
2000	2-1	3	15	34	44.1	3	12	25.0	20	25	80.0	22	7.3	7	13	3	53	17.7
2001	6-0	6	41	86	47.7	15	42	35.7	38	45	84.4	61	10.2	14	16	12	135	22.5
4 yrs.	16-3	19	88	176	50.0	27	73	37.0	75	91	82.4	135	7.1	37	42	28	278	14.6





Photo from Duke sports information

Photo from LPI/Bettmann Newsphotos



ELGIN BAYLOR

Seattle • 6-6 • Washington, DC

Unanimous first team all-American in 1958...Consensus second team all-American in 1957... Enshrined as a player into the Naismith Memorial Basketball Hall of Fame in 1976...Led the nation in rebounding in 1957...Named to the NCAA tournament all-decade team for the 1950s...NCAA tournament MVP in 1958...NCAA all-tournament team in 1958...Led all NCAA tournament players in points and rebounding in 1958...Named to the ESPN Top 50 college players list of all-time in 2005...Named to the 50 greatest players list in NBA history in 1996.

Team		Year	W-L	G	FG	FGA	FG%	FT	FTA	FT%	RBs	Avg.	Pts.	Avg.	
		1955	23-4	26	332	651	51.0	150	232	64.7	492	20.5	814	31.3	
		1956	Transferred from Albertson, which was College Division (Division II)												
		1957	22-3	25	271	555	48.8	201	251	80.1	508	20.3	743	29.7	
		1958	23-6	29	353	697	50.6	237	308	76.9	559	19.3	943	32.5	
		3 yrs.	68-13	80	956	1903	50.2	588	791	74.3	1559	20.0	2500	31.3	


Note: Rebounds available for 24 games only from the 1955 season, and 78 games of his career.

NCAA Tournament

Team		Year	W-L	G	FG	FGA	FG%	FT	FTA	FT%	RBs	Avg.	Pts.	Avg.
		1958	4-1	5	48			39	45	86.7	73	18.3	135	27.0

Note: Rebounds available for four games only.

Photo from Pennsylvania sports information



ERNIE BECK

Pennsylvania • 6-4 • Philadelphia, PA


Consensus first team all-American in 1953...Led the nation in rebounding in 1951.

Team		Year	W-L	G	FG	FGA	FG%	FT	FTA	FT%	RBs	Avg.	Pts.	Avg.
		1951	19-8	27	230	532	43.2	98	181	54.1	556	20.6	558	20.7
		1952	21-8	29	229	561	40.8	138	197	70.1	551	19.0	596	20.6
		1953	22-5	26	245	625	39.2	183	229	79.9	450	17.3	673	25.9
		3 yrs.	62-21	82	704	1718	41.0	419	607	69.0	1557	19.0	1827	22.3

NCAA Tournament

Team		Year	W-L	G	FG	FGA	FG%	FT	FTA	FT%	RBs	Avg.	Pts.	Avg.
		1953	1-1	2	18			11	14	78.6			47	23.5

Photo from Boston College sports information



TROY BELL

Boston College • 6-1 • Richfield, MN

Consensus second team all-American in 2001 and 2003.

Team		Year	W-L	G	FG	FGA	FG%	FG	FGA	FG%	FT	FTA	FT%	Reb.	Avg.	Ast.	Bk	St.	Pts.	Avg.
		2000	11-19	27	144	373	38.6	59	148	39.9	161	180	89.4	83	3.1	56	8	47	508	18.8
		2001	27-5	32	186	405	45.9	70	179	39.1	210	245	85.7	138	4.3	133	13	83	652	20.4
		2002	20-12	32	207	508	40.7	65	216	30.1	212	240	88.3	130	4.1	123	8	72	691	21.6
		2003	19-12	31	224	508	44.1	106	264	40.2	227	268	84.7	142	4.6	115	6	70	781	25.2
		4 yrs.	107-77	122	761	1794	42.4	300	807	37.2	810	933	86.8	493	4.0	427	35	272	2632	21.6

NCAA Tournament

Team		Year	W-L	G	FG	FGA	FG%	FG	FGA	FG%	FT	FTA	FT%	Reb.	Avg.	Ast.	Bk	St.	Pts.	Avg.
		2001	1-1	2	13	36	36.1	7	22	31.8	17	20	85.0	14	7.0	6	0	3	50	25.0
		2002	0-1	1	10	21	47.6	3	8	37.5	4	5	80.0	5	5.0	3	0	3	27	27.0
		2 yrs.	1-2	3	23	57	40.4	10	30	33.3	21	25	84.0	19	6.3	9	0	6	77	25.7

WALT BELLAMY

Indiana • 6-11 • New Bern, NC

Consensus second team all-American in 1961...Enshrined as a player into the Naismith Memorial Basketball Hall of Fame in 1993...USA Olympic team member in 1960.

Year	Team											
	W-L	G	FG	FGA	FG%	FT	FTA	FT%	Reb.	Avg.	Pts.	Avg.
1959	11-11	22	148	289	51.2	86	141	61.0	335	15.2	382	17.4
1960	20-4	24	212	396	53.5	113	161	70.2	324	13.5	537	22.4
1961	15-9	24	195	389	50.1	132	204	64.7	428	17.8	522	21.8
3 yrs.	46-24	70	555	1074	51.7	331	506	65.4	1087	15.5	1441	20.6

Did not play in the NCAA tournament.





Photo from UP/Bettmann Newsphotos

TONY BENNETT

Wisconsin-Green Bay • 6-0 • Green Bay, WI

Frances Pomeroy Naismith Award winner in 1992...First team academic all-American in 1992...Through the 2005 season, held the NCAA career record for three-point field-goal percentage for players with at least 200 made.

Year	Team											— 3-Point —						
	W-L	G	FG	FGA	FG%	FT	FTA	FT%	Reb.	Avg.	Ast.	Bk	St.	Pts.	Avg.			
1989	14-14	27	179	343	52.2	47	107	43.9	111	131	84.7	54	2.0	138	1	49	516	19.1
1990	24-8	30	179	355	50.4	68	141	48.2	73	85	85.9	66	2.2	155	2	38	499	16.6
1991	24-7	31	229	419	54.7	80	150	53.3	127	152	83.6	73	2.4	154	2	38	665	21.5
1992	25-5	30	205	384	53.4	95	186	51.1	100	121	82.6	86	2.9	134	3	27	605	20.2
4 yrs.	87-34	118	792	1501	52.8	290	584	49.7	411	489	84.0	279	2.4	581	8	152	2285	19.4

NCAA Tournament

Year	Team											— 3-Point —						
	W-L	G	FG	FGA	FG%	FT	FTA	FT%	Reb.	Avg.	Ast.	Bk	St.	Pts.	Avg.			
1991	0-1	1	3	12	25.0	3	7	42.9	0	0	0.0	2	2.0	10	0	1	9	9.0




Photo from Wisconsin-Green Bay sports information

KENT BENSON

Indiana • 6-10 • New Castle, IN

Unanimous first team all-American in 1976...Consensus first team all-American in 1977...First team academic all-American in 1976 and 1977...Named to the NCAA tournament all-decade team for the 1970s...NCAA tournament MVP in 1976...NCAA all-tournament team in 1976... Played on the NCAA championship team in 1976.

Year	Team											
	W-L	G	FG	FGA	FG%	FT	FTA	FT%	RBs	Avg.	Pts.	Avg.
1974	23-5	27	113	224	50.4	24	40	60.0	222	8.2	250	9.3
1975	31-1	32	198	366	54.1	84	113	74.3	286	8.9	480	15.0
1976	32-0	32	237	410	57.8	80	117	68.4	282	8.8	554	17.3
1977	14-13	23	174	346	50.3	108	144	75.0	241	10.5	456	19.8
3 yrs.	100-19	114	722	1346	53.6	296	414	71.5	1031	9.0	1740	15.3

NCAA Tournament

Year	Team											
	W-L	G	FG	FGA	FG%	FT	FTA	FT%	RBs	Avg.	Pts.	Avg.
1975	2-1	3	27	44	61.4	9	14	64.3	42	14.0	63	21.0
1976	5-0	5	40	74	54.1	14	19	73.7	45	9.0	94	18.8
2 yrs.	7-1	8	67	118	56.8	23	33	69.7	87	10.9	157	19.6





Photo from Indiana sports information

Photo by Malcolm W. Emmons



WALTER BERRY

St. John's (New York) • 6-8 • Bronx, NY



Named player of the year by AP, UPI, the USBWA and the NABC in 1986... Wooden Award winner in 1986... Unanimous first team all-American in 1986.

Year	Team														
	W-L	G	FG	FGA	FG%	FT	FTA	FT%	Reb.	Avg.	Ast.	Bk	St.	Pts.	Avg.
1985	31-4	35	231	414	55.8	134	187	71.7	304	8.7	34	—	—	596	17.0
1986	31-5	36	327	547	59.8	174	248	70.2	399	11.1	36	76	30	828	23.0
2 yrs.	62-9	71	558	961	58.1	308	435	70.8	703	9.9	70	76	30	1424	20.1

NCAA Tournament

Year	Team														
	W-L	G	FG	FGA	FG%	FT	FTA	FT%	Reb.	Avg.	Ast.	Bk	St.	Pts.	Avg.
1985	4-1	5	34	61	55.7	25	32	78.1	42	8.4	6	—	—	93	18.6
1986	1-1	2	19	30	63.3	13	15	86.7	18	9.0	1	2	1	51	25.5
2 yrs.	5-2	7	53	91	58.2	38	47	80.9	60	8.6	7	2	1	144	20.6

Photo from Maryland sports information



LEN BIAS

Maryland • 6-8 • Landover, MD


Unanimous first team all-American in 1986... Consensus second team all-American in 1985.

Year	Team														
	W-L	G	FG	FGA	FG%	FT	FTA	FT%	Reb.	Avg.	Ast.	Bk	St.	Pts.	Avg.
1983	20-10	30	86	180	47.8	42	66	63.6	125	4.2	—	—	—	214	7.1
1984	24-8	32	211	372	56.7	66	86	76.7	145	4.5	48	—	—	488	15.3
1985	25-12	37	274	519	52.8	153	197	77.7	251	6.8	65	—	—	701	18.9
1986	19-14	32	267	491	54.4	209	242	86.4	224	7.0	33	14	27	743	23.2
4 yrs.	88-44	131	838	1562	53.6	470	591	79.5	745	5.7	146	14	27	2146	16.4

NCAA Tournament

Year	Team														
	W-L	G	FG	FGA	FG%	FT	FTA	FT%	Reb.	Avg.	Ast.	Bk	St.	Pts.	Avg.
1983	1-1	2	12	16	75.0	0	0	-	14	7.0	—	—	—	24	12.0
1984	1-1	2	14	26	53.8	6	6	100.0	11	5.5	4	—	—	34	17.0
1985	2-1	3	21	41	51.2	11	15	73.3	22	7.3	3	—	—	53	17.7
1986	1-1	2	18	37	48.6	21	23	91.3	20	10.0	0	0	1	57	28.5
4 yrs.	5-4	9	65	120	54.2	38	44	86.4	67	7.4	7	0	1	168	18.7

Photo from UCLA sports information



HENRY BIBBY

UCLA • 6-1 • Franklinton, NC

Consensus first team all-American in 1972... Led all NCAA tournament players in free-throw percentage in 1971... Played on the NCAA championship teams in 1970, 1971 and 1972... Father of Mike Bibby.

Year	Team												
	W-L	G	FG	FGA	FG%	FT	FTA	FT%	RBs	Avg.	Pts.	Avg.	
1970	28-2	30	189	377	50.1	90	108	83.3	105	3.5	468	15.6	
1971	29-1	30	137	364	37.6	81	97	83.5	105	3.5	355	11.8	
1972	30-0	30	183	407	45.0	104	129	80.6	106	3.5	470	15.7	
3 yrs.	87-3	90	509	1148	44.3	275	334	82.3	316	3.5	1293	14.4	

NCAA Tournament

Year	Team												
	W-L	G	FG	FGA	FG%	FT	FTA	FT%	RBs	Avg.	Pts.	Avg.	
1970	4-0	4	22	45	48.9	18	21	85.7	19	4.8	62	15.5	
1971	4-0	4	22	52	42.3	17	17	100.0	21	5.3	61	15.3	
1972	4-0	4	26	57	45.6	7	9	77.8	13	3.3	59	14.8	
3 yrs.	12-0	12	70	154	45.5	42	47	89.4	53	4.4	182	15.2	

MIKE BIBBY

Arizona • 6-2 • Phoenix, AZ

Unanimous first team all-American in 1998... NCAA all-tournament team in 1997... Played on the NCAA championship team in 1997... Son of Henry Bibby.

Year	Team		— 3-Point —															
	W-L	G	FG	FGA	FG%	FG	FGA	FG%	FT	FTA	FT%	Reb.	Avg.	Ast.	Bk	St.	Pts.	Avg.
1997	25-9	34	151	339	44.5	67	170	39.4	89	127	70.1	109	3.2	178	7	76	458	13.5
1998	30-5	35	209	450	46.4	77	199	38.7	108	143	75.5	106	3.0	199	7	84	603	17.2
2 yrs.	55-14	69	360	789	45.6	144	369	39.0	197	270	73.0	215	3.1	377	14	160	1061	15.4

NCAA Tournament

Year	Team		— 3-Point —															
	W-L	G	FG	FGA	FG%	FG	FGA	FG%	FT	FTA	FT%	Reb.	Avg.	Ast.	Bk	St.	Pts.	Avg.
1997	6-0	6	31	68	45.6	18	37	48.6	28	33	84.8	29	4.8	20	0	11	108	18.0
1998	3-1	4	24	54	44.4	10	25	40.0	13	18	72.2	16	4.0	15	1	9	71	17.8
2 yrs.	9-1	10	55	122	45.1	28	62	45.2	41	51	80.4	45	4.5	35	1	20	179	17.9



Photo from Arizona sports information

DAVE BING

Syracuse • 6-3 • Washington, DC

Unanimous first team all-American in 1966... Enshrined as a player into the Naismith Memorial Basketball Hall of Fame in 1990... NCAA Silver Anniversary recipient in 1991... Named to the 50 greatest players list in NBA history in 1996.

Year	Team												
	W-L	G	FG	FGA	FG%	FT	FTA	FT%	RBs	Avg.	Pts.	Avg.	
1964	17-8	25	215	460	46.7	126	172	73.3	206	8.2	556	22.2	
1965	13-10	23	206	444	46.4	121	162	74.7	277	12.0	533	23.2	
1966	22-6	28	308	569	54.1	178	222	80.2	303	10.8	794	28.4	
3 yrs.	52-24	76	729	1473	49.5	425	556	76.4	786	10.3	1883	24.8	

NCAA Tournament

Year	Team												
	W-L	G	FG	FGA	FG%	FT	FTA	FT%	RBs	Avg.	Pts.	Avg.	
1966	1-1	2	13	34	38.2	4	4	100.0	20	10.0	30	15.0	




Photo from Syracuse sports information

JOE BINION

North Carolina A&T • 6-8 • Rochester, NY

Year	Team												
	W-L	G	FG	FGA	FG%	FT	FTA	FT%	Reb.	Avg.	Ast.	Pts.	Avg.
1981	21-8	29	169	354	47.7	80	117	68.4	267	9.2	—	418	14.4
1982	19-9	28	216	408	52.9	104	170	61.2	259	9.3	—	536	19.1
1983	23-8	30	229	479	47.8	139	200	69.5	333	11.1	—	597	19.9
1984	22-7	29	223	425	52.5	146	217	67.3	335	11.6	59	592	20.4
4 yrs.	85-32	116	837	1666	50.2	469	704	66.6	1194	10.3	59	2143	18.5


NCAA Tournament

Year	Team												
	W-L	G	FG	FGA	FG%	FT	FTA	FT%	Reb.	Avg.	Ast.	Pts.	Avg.
1982	0-1	1	6	14	42.9	5	8	62.5	12	12.0	—	17	17.0
1983	0-1	1	6	20	30.0	1	2	50.0	9	9.0	—	13	13.0
1984	0-1	1	5	10	50.0	0	0	0.0	13	13.0	4	10	10.0
3 yrs.	0-3	3	17	44	38.6	6	10	60.0	34	11.3	4	40	13.3



Photo from North Carolina A&T sports information

Photo from Indiana State sports information



LARRY BIRD

Indiana State • 6-9 • French Lick, IN



Named player of the year by AP, UPI, the USBWA and the NABC in 1979... Wooden Award winner in 1979... Naismith Award winner in 1979... Unanimous first team all-American in 1978 and 1979... Enshrined as a player into the Naismith Memorial Basketball Hall of Fame in 1998... USA Olympic team member in 1992... Named to the NCAA Final Four all-time team... Named to the NCAA tournament all-decade team for the 1970s... NCAA all-tournament team in 1979... Led all NCAA tournament players in scoring average and rebounding in 1979... Named to the ESPN Top 50 college players list of all-time in 2005... Named to the 50 greatest players list in NBA history in 1996.

Team												
Year	W-L	G	FG	FGA	FG%	FT	FTA	FT%	RBs	Avg.	Pts.	Avg.
1977	25-3	28	375	689	54.4	168	200	84.0	373	13.3	918	32.8
1978	23-9	32	403	769	52.4	153	193	79.3	369	11.5	959	30.0
1979	33-1	34	376	707	53.2	221	266	83.1	505	14.9	973	28.6
3 yrs.	81-13	94	1154	2165	53.3	542	659	82.2	1247	13.3	2850	30.3

NCAA Tournament

Team												
Year	W-L	G	FG	FGA	FG%	FT	FTA	FT%	RBs	Avg.	Pts.	Avg.
1979	4-1	5	52	95	54.7	32	40	80.0	67	13.4	136	27.2

Photo from Houston sports information



OTIS BIRDSONG

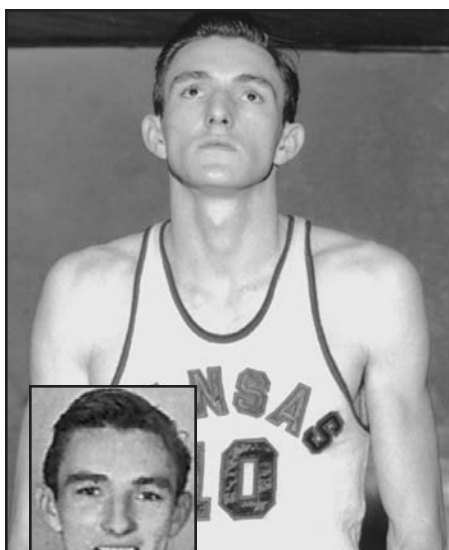
Houston • 6-4 • Winter Haven, FL

Consensus first team all-American in 1977.

Team												
Year	W-L	G	FG	FGA	FG%	FT	FTA	FT%	RBs	Avg.	Pts.	Avg.
1974	17-9	26	154	312	49.4	64	92	69.6	110	4.2	372	14.3
1975	16-10	26	268	460	58.3	104	143	72.7	122	4.7	640	24.6
1976	17-11	28	302	582	51.9	126	191	66.0	176	6.3	730	26.1
1977	29-8	36	452	794	56.9	186	249	74.7	159	4.4	1090	30.3
4 yrs.	79-38	116	1176	2148	54.7	480	675	71.1	567	4.9	2832	24.4

Did not play in the NCAA tournament.

Photo from Kansas sports information



CHARLES BLACK

Kansas • 6-4 • Kansas City, MO

Consensus first team all-American in 1943... Consensus second team all-American in 1946... Led all NCAA tournament players in free-throw percentage in 1942.

Team										
Year	W-L	G	FG	FGA	FG%	FT	FTA	FT%	Pts.	Avg.
1942	17-5	22	101			43	76	56.6	245	11.1
1943	22-6	18	82			42			206	11.4
1944-45 Military Service (Air Force)										
1946	19-2	20	122			82			326	16.3
1947	16-11	27	107			91	144	63.2	305	11.3
4 yrs.	74-24	87	412			258			1082	12.4

NCAA Tournament

Team										
Year	W-L	G	FG	FGA	FG%	FT	FTA	FT%	Pts.	Avg.
1942	1-1	2	12			10	14	71.4	34	17.0

ROLANDO BLACKMAN

Kansas State • 6-6 • Brooklyn, NY

USA Olympic team member in 1980.

Year	Team												
	W-L	G	FG	FGA	FG%	FT	FTA	FT%	Reb.	Avg.	Pts.	Avg.	
1978	18-11	29	127	269	47.2	61	93	65.6	187	6.5	315	10.9	
1979	16-12	28	200	392	51.0	83	113	73.5	110	3.9	483	17.3	
1980	22-9	31	226	419	54.0	100	145	69.0	145	4.7	552	17.8	
1981	24-9	33	202	380	53.2	90	115	78.3	165	5.0	494	15.0	
4 yrs.	80-41	121	755	1460	51.7	334	466	71.7	607	5.0	1844	15.2	

NCAA Tournament

Year	Team												
	W-L	G	FG	FGA	FG%	FT	FTA	FT%	Reb.	Avg.	Pts.	Avg.	
1980	1-1	2	11	26	42.3	12	16	75.0	8	4.0	34	17.0	
1981	3-1	4	24	45	53.3	7	9	77.8	19	4.8	55	13.8	
2 yrs.	4-2	6	35	71	49.3	19	25	76.0	27	4.5	89	14.8	




Photo from Kansas State sports information

ANDREW BOGUT

Utah • 7-0 • Melbourne, Australia

Named player of the year by AP, the USBWA and the NABC in 2005... Wooden Award winner in 2005... Naismith Award winner in 2005... Unanimous first team all-American in 2005.

Year	Team													— 3-Point —				
	W-L	G	FG	FGA	FG%	FG	FGA	FG%	FT	FTA	FT%	Reb.	Avg.	Ast.	Bk	St.	Pts.	Avg.
2004	24-9	33	168	291	57.7	4	11	36.4	71	111	64.0	326	9.9	73	44	14	411	12.5
2005	29-6	35	281	453	62.0	9	25	36.0	144	208	69.2	427	12.2	82	65	34	715	20.4
2 yrs.	53-15	68	449	744	60.3	13	36	36.1	215	319	67.4	753	11.1	155	109	48	1126	16.6

NCAA Tournament

Year	Team													— 3-Point —				
	W-L	G	FG	FGA	FG%	FG	FGA	FG%	FT	FTA	FT%	Reb.	Avg.	Ast.	Bk	St.	Pts.	Avg.
2004	0-1	1	7	12	58.3	0	2	0.0	2	2	100.0	8	8.0	2	0	0	16	16.0
2005	2-1	3	21	39	53.8	2	5	40.0	10	24	41.7	34	11.3	8	6	1	54	18.0
2 yrs.	2-2	4	28	51	54.9	2	7	28.6	12	26	46.2	42	10.5	10	6	1	70	17.5




Photo from Utah sports information

RON BONHAM

Cincinnati • 6-5 • Muncie, IN

Consensus first team all-American in 1963... Consensus second team all-American in 1964... NCAA all-tournament team in 1963... Played on the NCAA championship team in 1962.

Year	Team												
	W-L	G	FG	FGA	FG%	FT	FTA	FT%	RBs	Avg.	Pts.	Avg.	
1962	29-2	31	174	382	45.5	95	125	76.0	156	5.0	443	14.3	
1963	26-2	28	208	449	46.3	173	194	89.2	178	6.4	589	21.0	
1964	17-9	26	222	430	51.6	190	232	81.9	155	6.0	634	24.4	
3 yrs.	72-13	85	604	1261	47.9	458	551	83.1	489	5.8	1666	19.6	

NCAA Tournament

Year	Team												
	W-L	G	FG	FGA	FG%	FT	FTA	FT%	RBs	Avg.	Pts.	Avg.	
1962	4-0	4	23	56	41.1	14	19	73.7	20	5.0	60	15.0	
1963	3-1	4	28	69	40.6	26	33	78.8	15	3.8	82	20.5	
2 yrs.	7-1	8	51	125	40.8	40	52	76.9	35	4.4	142	17.8	





Photo from Cincinnati sports information

Photo from Kansas State sports information



BOB BOOZER
Kansas State • 6-8 • Omaha, NE


Unanimous first team all-American in 1959... Consensus first team all-American in 1958... USA Olympic team member in 1960.

Year	Team												
	W-L	G	FG	FGA	FG%	FT	FTA	FT%	RBs	Avg.	Pts.	Avg.	
1957	15-8	23	136	307	44.3	178	231	77.1	237	10.3	450	19.6	
1958	22-5	27	195	441	44.2	154	215	71.6	281	10.4	544	20.1	
1959	25-2	27	247	578	42.7	197	258	76.4	306	11.3	691	25.6	
3 yrs.	62-15	77	578	1326	43.6	529	704	75.1	824	10.7	1685	21.9	

NCAA Tournament

Year	Team												
	W-L	G	FG	FGA	FG%	FT	FTA	FT%	RBs	Avg.	Pts.	Avg.	
1958	3-1	4	33	75	44.0	18	30	60.0	39	9.8	84	21.0	
1959	1-1	2	18	38	47.4	12	16	75.0	25	12.5	48	24.0	
2 yrs.	4-2	6	51	113	45.1	30	46	65.2	64	10.7	132	22.0	

Photo from Duke sports information



CARLOS BOOZER
Duke • 6-9 • Juneau, AK


USA Olympic team member in 2004... Played on the NCAA championship team in 2001.

Year	Team													— 3-Point —			Reb.	Avg.	Ast.	Bk	St.	Pts.	Avg.
	W-L	G	FG	FGA	FG%	FG	FGA	FG%	FT	FTA	FT%												
2000	29-5	34	164	267	61.4	0	0	0.0	115	155	74.2	213	6.3	37	23	37	443	13.0					
2001	35-4	32	160	265	60.4	0	0	0.0	105	146	71.9	208	6.5	40	28	28	425	13.3					
2002	31-4	35	230	346	66.5	0	1	0.0	178	236	75.4	303	8.7	38	21	31	638	18.2					
3 yrs.	95-13	101	554	878	63.1	0	1	0.0	398	537	74.1	724	7.2	115	72	96	1506	14.9					

NCAA Tournament

Year	Team													— 3-Point —			Reb.	Avg.	Ast.	Bk	St.	Pts.	Avg.
	W-L	G	FG	FGA	FG%	FG	FGA	FG%	FT	FTA	FT%												
2000	2-1	3	14	23	60.9	0	0	0.0	14	19	73.7	27	9.0	2	3	4	42	14.0					
2001	6-0	4	13	21	61.9	0	0	0.0	8	13	61.5	26	6.5	2	4	4	34	8.5					
2002	2-1	3	20	31	64.5	0	0	0.0	11	18	61.1	23	7.7	4	2	4	51	17.0					
3 yrs.	10-2	10	47	75	62.7	0	0	0.0	33	50	66.0	76	7.6	8	9	12	127	12.7					

Photo from Denver sports information



VINCE BORYLA
Denver • 6-5 • East Chicago, IN

Consensus first team all-American in 1949... USA Olympic team member in 1948.

Year	Team									
	W-L	G	FG	FGA	FG%	FT	FTA	FT%	Pts.	Avg.
1945	15-5	20	130			62	94	66.0	322	16.1
1946	17-4	21	128	369	34.7	65	93	69.9	321	15.3
1947-48 Military service (Army). Transferred from Notre Dame.										
1949	18-15	33	212			200	253	79.1	624	18.9
3 yrs.	50-24	74	470			327	440	74.3	1267	17.1

Did not play in the NCAA tournament.

SAM BOWIE

Kentucky • 7-1 • Lebanon, PA

Consensus second team all-American in 1981...USA Olympic team member in 1980.

Year	Team												
	W-L	G	FG	FGA	FG%	FT	FTA	FT%	Reb.	Avg.	Ast.	Pts.	Avg.
1980	29-6	34	165	311	53.1	110	144	76.4	276	8.1	--	440	12.9
1981	22-6	28	185	356	52.0	118	164	72.0	254	9.1	--	488	17.4
1984	29-5	34	133	258	51.6	91	126	72.2	313	9.2	66	357	10.5
3 yrs.	80-17	96	483	925	52.2	319	434	73.5	843	8.8	66	1285	13.4

NCAA Tournament

Year	Team												
	W-L	G	FG	FGA	FG%	FT	FTA	FT%	Reb.	Avg.	Ast.	Pts.	Avg.
1980	1-1	2	5	18	27.8	5	5	100.0	14	7.0	--	15	7.5
1981	0-1	1	2	8	25.0	4	4	100.0	4	4.0	--	8	8.0
1984	3-1	4	15	33	45.5	15	17	88.2	43	10.8	4	45	11.3
3 yrs.	4-3	7	22	59	37.3	24	26	92.3	61	8.7	4	68	9.7



Photo from Kentucky sports information

GARY BRADDS

Ohio State • 6-8 • Jamestown, OH

Named player of the year by AP and UPI in 1964...Unanimous first team all-American in 1964...Consensus second team all-American in 1963.

Year	Team												
	W-L	G	FG	FGA	FG%	FT	FTA	FT%	RBs	Avg.	Pts.	Avg.	
1962	26-2	26	50	72	69.4	23	40	57.5	72	2.8	123	4.7	
1963	20-4	24	237	453	52.3	198	248	79.8	312	13.0	672	28.0	
1964	16-8	24	276	527	52.4	183	231	79.2	322	13.4	735	30.6	
3 yrs.	62-14	74	563	1052	53.5	404	519	77.8	706	9.5	1530	20.7	

NCAA Tournament

Year	Team												
	W-L	G	FG	FGA	FG%	FT	FTA	FT%	RBs	Avg.	Pts.	Avg.	
1962	3-1	4	8	14	57.1	9	13	69.2	15	3.8	25	6.3	




Photo from Ohio State sports information

BILL BRADLEY

Princeton • 6-5 • Crystal City, MO

Named player of the year by AP, UPI and the USBWA in 1965...Unanimous first team all-American in 1964 and 1965...Enshrined as a player into the Naismith Memorial Basketball Hall of Fame in 1982...First team academic all-American in 1965...Rhodes Scholar...USA Olympic team member in 1964...Led the nation in free-throw percentage in 1965...Named to the NCAA tournament all-decade team for the 1960s...NCAA tournament MVP in 1965...NCAA all-tournament team in 1965...Through the 2005 NCAA tournament, shared the tournament game record for free-throw percentage with 100 percent (16 of 16) against St. Joseph's in 1963...Also held the Final Four game record for points with 58 and field goals with 22 against Wichita State in 1965...Led all NCAA tournament players in scoring, rebounds and free-throw percentage in 1965...Named to the ESPN Top 50 college players list of all-time in 2005.

Year	Team												
	W-L	G	FG	FGA	FG%	FT	FTA	FT%	RBs	Avg.	Pts.	Avg.	
1963	19-6	25	212	445	47.6	258	289	89.3	306	12.2	682	27.3	
1964	20-9	29	338	648	52.2	260	306	85.0	360	12.4	936	32.3	
1965	23-6	29	306	574	53.3	273	308	88.6	342	11.8	885	30.5	
3 yrs.	62-21	83	856	1667	51.3	791	903	87.6	1008	12.1	2503	30.2	

NCAA Tournament

Year	Team												
	W-L	G	FG	FGA	FG%	FT	FTA	FT%	RBs	Avg.	Pts.	Avg.	
1963	0-1	1	12	21	57.1	16	16	100.0	16	16.0	40	40.0	
1964	1-2	3	31	60	51.7	24	28	85.7	35	11.7	86	28.7	
1965	4-1	5	65	114	57.0	47	51	92.2	57	11.4	177	35.4	
3 yrs.	5-4	9	108	195	55.4	87	95	91.6	108	12.0	303	33.7	



Photo from Hickox Library




Photo from John Valdez



KEVIN BRADSHAW

Alliant International • 6-6 • Gainesville, FL

Through the 2005 season, held the NCAA game record for points against a Division I opponent with 72 against Loyola Marymount on January 5, 1991...Led the nation in scoring in 1991.

Year	Team		— 3-Point —															
	W-L	G	FG	FGA	FG%	FG	FGA	FG%	FT	FTA	FT%	Reb.	Avg.	Ast.	Bk	St.	Pts.	Avg.
1984	6-22	28	151	347	43.5	—	—	—	59	86	68.6	79	2.8	37	—	—	361	12.9
1985	8-19	27	227	528	43.0	—	—	—	60	86	69.8	120	4.4	42	—	—	514	19.0
1986-89 Military Service. Transferred from Bethune-Cookman.																		
1990	12-16	28	291	707	41.2	72	213	33.8	221	262	84.4	137	4.9	70	15	48	875	31.3
1991	2-26	28	358	837	42.8	60	190	31.6	278	338	82.2	144	5.1	68	29	50	1054	37.6
4 yrs.	28-83	111	1027	2419	42.5	132	403	32.8	618	772	80.1	480	4.3	217	44	98	2804	25.3

Did not play in the NCAA tournament.




Photo from Duke sports information



ELTON BRAND

Duke • 6-8 • Peekskill, NY

Named player of the year by AP, the USBWA and the NABC in 1999...Wooden Award winner in 1999...Naismith Award winner in 1999...Unanimous first team all-American in 1999...NCAA all-tournament team in 1999...Led all NCAA tournament players in rebounds and field-goal percentage in 1999.

Year	Team		— 3-Point —															
	W-L	G	FG	FGA	FG%	FG	FGA	FG%	FT	FTA	FT%	Reb.	Avg.	Ast.	Bk	St.	Pts.	Avg.
1998	32-4	21	100	169	59.2	0	0	0.0	81	134	60.4	154	7.3	10	27	32	281	13.4
1999	37-2	39	255	411	62.0	0	0	0.0	181	256	70.7	382	9.8	41	86	49	691	17.7
2 yrs.	69-6	60	355	580	61.2	0	0	0.0	262	390	67.2	536	8.9	51	113	81	972	16.2

NCAA Tournament

Year	Team		— 3-Point —															
	W-L	G	FG	FGA	FG%	FG	FGA	FG%	FT	FTA	FT%	Reb.	Avg.	Ast.	Bk	St.	Pts.	Avg.
1998	3-1	4	18	31	58.1	0	0	0.0	10	16	62.5	31	7.8	2	5	4	46	11.5
1999	5-1	6	37	57	64.9	0	0	0.0	28	40	70.0	55	9.2	5	12	12	102	17.0
2 yrs.	8-2	10	55	88	62.5	0	0	0.0	38	56	67.9	86	8.6	7	17	16	148	14.8




Photo from Basketball in Pictures by Buchanan



GUS BROBERG

Dartmouth • 6-1 • Torrington, CT

Unanimous first team all-American in 1941...Consensus first team all-American in 1940.

Year	Team		— 3-Point —									
	W-L	G	FG	FGA	FG%	FT	FTA	FT%	Pts.	Avg.		
1939	18-5	23	127			64	76	84.2	318	13.8		
1940	15-6	21	124			57	60	95.0	305	14.5		
1941	19-5	23	141			61	76	80.3	343	14.9		
3 yrs.	52-16	67	392			182	212	85.8	966	14.4		

NCAA Tournament

Year	Team		— 3-Point —									
	W-L	G	FG	FGA	FG%	FT	FTA	FT%	Pts.	Avg.		
1941	1-1	2	17			4	6	66.7	38	19.0		

MICHAEL BROOKS

La Salle • 6-7 • Philadelphia, PA

Named player of the year by the NABC in 1980... Consensus first team all-American in 1980... USA Olympic team member in 1980.

Year	Team												
	W-L	G	FG	FGA	FG%	FT	FTA	FT%	RBs	Avg.	Pts.	Avg.	
1977	17-12	29	241	490	49.2	97	152	63.8	311	10.7	579	20.0	
1978	18-12	28	288	490	58.8	120	164	73.2	358	12.8	696	24.9	
1979	15-13	26	245	443	55.3	116	161	72.0	347	13.3	606	23.3	
1980	22-9	31	290	553	52.4	167	237	70.5	356	11.5	747	24.1	
4 yrs.	72-46	114	1064	1976	53.8	500	714	70.0	1372	12.0	2628	23.1	

NCAA Tournament

Year	Team												
	W-L	G	FG	FGA	FG%	FT	FTA	FT%	RBs	Avg.	Pts.	Avg.	
1978	0-1	1	14	17	82.4	7	9	77.8	14	14.0	35	35.0	
1980	0-1	1	8	16	50.0	13	17	76.5	12	12.0	29	29.0	
2 yrs.	0-2	2	22	33	66.7	20	26	76.9	26	13.0	64	32.0	




Photo from La Salle sports information

DEE BROWN

Illinois • 6-0 • Maywood, IL

Consensus first team all-American in 2005.

Year	Team													— 3-Point —				
	W-L	G	FG	FGA	FG%	FG	FGA	FG%	FT	FTA	FT%	Reb.	Avg.	Ast.	Bk	St.	Pts.	Avg.
2003	25-7	32	142	327	43.4	51	155	32.9	49	72	68.1	119	3.7	159	0	57	384	12.0
2004	26-7	33	160	389	41.1	71	205	34.6	49	73	67.1	124	3.8	147	3	51	440	13.3
2005	37-2	39	179	359	49.9	99	228	43.4	61	79	77.2	104	2.7	177	3	70	518	13.3
3 yrs.	88-16	104	481	1075	44.7	221	588	37.6	159	224	71.0	347	3.3	483	6	178	1342	12.9

NCAA Tournament

Year	Team													— 3-Point —				
	W-L	G	FG	FGA	FG%	FG	FGA	FG%	FT	FTA	FT%	Reb.	Avg.	Ast.	Bk	St.	Pts.	Avg.
2003	1-1	2	11	27	40.7	1	6	16.7	7	10	70.0	9	4.5	11	0	2	30	15.0
2004	2-1	3	20	39	51.3	7	17	41.2	2	4	50.0	11	3.7	13	0	5	49	16.3
2005	5-1	6	27	60	45.0	14	41	34.1	9	10	90.0	19	3.2	27	1	10	77	12.8
3 yrs.	8-3	11	58	126	46.0	22	64	34.4	18	24	75.0	39	3.5	51	1	17	156	14.9



Photo from Illinois sports information

GARY BUCHANAN

Villanova • 6-3 • St. Louis, MO

Through the 2005 season, held the NCAA career record for free-throw percentage... Through the 2005 season, held the NCAA season record for consecutive free throws made in 2000-01... Led the nation in free-throw percentage in 2001.

Year	Team													— 3-Point —				
	W-L	G	FG	FGA	FG%	FG	FGA	FG%	FT	FTA	FT%	Reb.	Avg.	Ast.	Bk	St.	Pts.	Avg.
2000	20-13	33	134	310	43.2	76	191	39.8	69	74	93.2	91	2.8	87	3	29	413	12.5
2001	18-13	31	123	316	38.9	72	511	34.1	97	103	94.2	149	4.8	103	5	46	415	13.4
2002	19-13	32	179	422	42.4	101	239	42.3	112	123	91.1	141	4.4	78	11	46	571	17.8
2003	15-16	26	133	312	42.6	88	215	40.9	46	55	83.6	85	3.3	44	3	33	400	15.4
4 yrs.	72-55	122	569	1360	41.8	337	856	39.4	324	355	91.3	466	3.8	312	22	154	1799	14.7

Did not play in the NCAA Tournament.






Photo from Villanova sports information

Photo from Indiana sports information



QUINN BUCKNER

Indiana • 6-3 • Phoenix, IL


USA Olympic team member in 1976... Played on the NCAA championship team in 1976.

Team													
Year	W-L	G	FG	FGA	FG%	FT	FTA	FT%	Reb.	Avg.	Pts.	Avg.	
1973	22-6	28	130	318	40.9	41	69	59.4	134	4.8	301	10.8	
1974	23-5	28	103	273	37.7	23	41	56.1	106	3.8	229	8.2	
1975	31-1	32	165	335	49.3	49	84	58.3	123	3.8	379	11.8	
1976	32-0	32	123	279	44.1	40	82	48.7	91	2.8	286	8.9	
4 yrs.	108-12	120	521	1205	43.2	153	276	55.4	454	3.8	1195	10.0	

NCAA Tournament

Team													
Year	W-L	G	FG	FGA	FG%	FT	FTA	FT%	Reb.	Avg.	Pts.	Avg.	
1973	3-1	4	18	46	39.1	5	9	55.6	31	7.8	41	10.3	
1975	2-1	3	11	33	33.3	4	6	66.7	18	6.0	26	8.7	
1976	5-0	5	27	54	50.0	10	19	52.6	23	4.6	64	12.8	
3 yrs.	10-2	12	56	133	42.1	19	34	55.9	72	6.0	131	10.9	

Photo from Iona sports information



STEVE BURTT


Iona • 6-2 • Bronx, NY

Team													
Year	W-L	G	FG	FGA	FG%	FT	FTA	FT%	Reb.	Avg.	Ast.	Pts.	Avg.
1981	15-14	28	149	309	48.2	83	126	65.9	73	2.6	—	381	13.6
1982	24-9	31	251	496	50.6	182	251	72.5	108	3.5	—	684	22.1
1983	22-9	31	294	544	54.0	132	171	77.2	129	4.2	—	720	23.2
1984	23-8	31	309	574	53.8	131	179	73.2	109	3.5	90	749	24.2
4 yrs.	84-40	121	1003	1923	52.2	528	727	72.6	419	3.5	90	2534	20.9

NCAA Tournament

Team													
Year	W-L	G	FG	FGA	FG%	FT	FTA	FT%	Reb.	Avg.	Ast.	Pts.	Avg.
1984	0-1	1	13	19	68.4	2	2	100.0	4	4.0	0	28	28.0

Photo from Alabama A&M sports information



DESMOND CAMBRIDGE

Alabama A&M • 6-1 • Nashville, TN

Through the 2005 season, held the NCAA career record for steals per game... Also held the NCAA season record for steals and steals per game in 2002... Led the nation in steals in 2002.

Team														— 3-Point —				
Year	W-L	G	FG	FGA	FG%	FG	FGA	FG%	FT	FTA	FT%	Reb.	Avg.	Ast.	Bk	St.	Pts.	Avg.
1999	10-17	27	53	163	32.5	13	44	32.5	31	43	72.1	70	2.6	69	0	47	150	5.6
2000	18-10	27	55	123	44.7	5	22	22.7	45	63	71.4	66	2.4	82	3	63	160	5.9
2001	17-11	28	177	394	44.9	57	147	38.8	111	144	77.1	119	4.3	102	8	107	522	18.6
2002	19-10	29	175	496	35.3	80	264	30.3	170	220	77.3	105	3.6	166	10	160	600	20.7
4 yrs	64-48	111	460	1176	39.1	155	477	32.5	357	470	76.0	360	3.2	419	21	377	1432	12.9

Did not play in the NCAA Tournament.

MARCUS CAMBY

Massachusetts • 6-11 • Hartford, CT

Named player of the year by AP, UPI, the USBWA and the NABC in 1996... Wooden Award winner in 1996... Naismith Award winner in 1996... Unanimous first team all-American in 1996... NCAA all-tournament team in 1996... Through the 2005 NCAA tournament, shared the Final Four game record for blocked shots with six against Kentucky in 1996... Led all NCAA tournament players in blocked shots in 1995 and 1996.

Year	Team		— 3-Point —																
	W-L	G	FG	FGA	FG%	FG	FGA	FG%	FT	FTA	FT%	Reb.	Avg.	Ast.	Bk	St.	Pts.	Avg.	
1994	28-7	29	117	237	49.4	0	4	0.0	62	104	59.6	185	6.4	36	105	18	296	10.2	
1995	29-5	30	166	302	55.0	1	1	100.0	83	129	64.3	186	6.2	37	103	24	416	13.9	
1996	35-2	33	256	537	47.7	0	8	0.0	163	233	70.0	271	8.2	58	128	32	675	20.5	
3 yrs.	92-14	92	539	1076	50.1	1	13	7.7	308	466	66.1	642	7.0	131	336	74	1387	15.1	

NCAA Tournament

Year	Team		— 3-Point —																
	W-L	G	FG	FGA	FG%	FG	FGA	FG%	FT	FTA	FT%	Reb.	Avg.	Ast.	Bk	St.	Pts.	Avg.	
1994	1-1	2	16	26	61.5	0	0	0.0	8	14	57.1	15	7.5	4	4	1	40	20.0	
1995	3-1	4	23	53	43.4	0	0	0.0	15	20	75.0	23	5.8	4	18	4	61	15.3	
1996	4-1	5	39	82	47.6	0	1	0.0	18	28	64.3	47	9.4	7	21	3	96	19.2	
3 yrs.	8-3	11	78	161	48.4	0	1	0.0	41	62	66.1	85	7.7	15	43	8	197	17.9	




Photo by Brian Gachbery

AUSTIN CARR

Notre Dame • 6-3 • Washington, DC

Named player of the year by AP and UPI in 1971... Naismith Award winner in 1971... Unanimous first team all-American in 1971... Consensus second team all-American in 1970... Through the 2005 NCAA tournament, held the tournament career record for scoring average... Also held the tournament series record for scoring average in 1970... Also held the tournament game record for points with 61, field goals with 25 and field goals attempted with 44 against Ohio in 1970... Led all NCAA tournament players in scoring in 1970 and 1971... Named to the ESPN Top 50 college players list of all-time in 2005.

Year	Team																		
	W-L	G	FG	FGA	FG%	FT	FTA	FT%	RBs	Avg.	Pts.	Avg.							
1969	20-7	16	143	294	48.6	67	85	78.8	84	5.3	353	22.1							
1970	21-8	29	444	799	55.6	218	264	82.6	240	8.3	1106	38.1							
1971	20-9	29	430	832	51.7	241	297	81.1	214	7.4	1101	38.0							
3 yrs.	61-24	74	1017	1925	52.8	526	646	81.4	538	7.3	2560	34.6							

NCAA Tournament

Year	Team																		
	W-L	G	FG	FGA	FG%	FT	FTA	FT%	RBs	Avg.	Pts.	Avg.							
1969	0-1	1	1	6	16.7	4	6	66.7	3	3.0	6	6.0							
1970	1-2	3	68	118	57.6	22	26	84.6	24	8.0	158	52.7							
1971	1-2	3	48	101	47.5	29	37	78.4	26	8.7	125	41.7							
3 yrs.	2-5	7	117	225	52.0	55	69	79.7	53	7.6	289	41.3							



Photo from Notre Dame sports information

KENNY CARR

North Carolina State • 6-7 • Hyattsville, MD

USA Olympic team member in 1976.

Year	Team																		
	W-L	G	FG	FGA	FG%	FT	FTA	FT%	Reb.	Avg.	Pts.	Avg.							
1975	22-6	28	158	301	52.5	70	101	69.3	201	7.2	386	13.8							
1976	21-9	30	322	607	53.0	154	218	70.6	310	10.3	62	26.6							
1977	17-11	28	230	467	49.3	128	198	64.6	278	9.9	588	21.0							
3 yrs.	60-26	86	710	1375	51.6	352	517	68.0	789	9.2	1772	20.6							

Did not play in the NCAA Tournament.

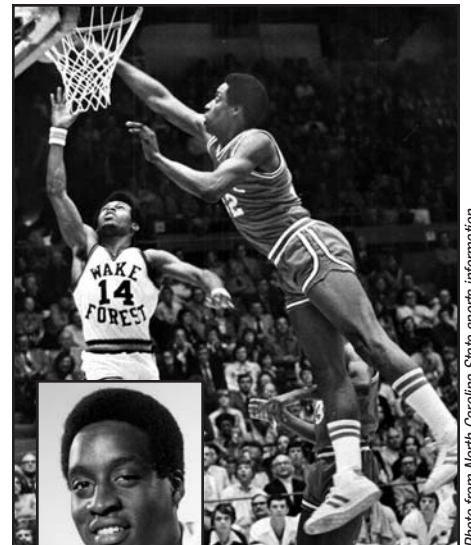



Photo from North Carolina State sports information

Photo from Duke sports information



CHRIS CARRAWELL

Duke • 6-6 • St. Louis, MO


Consensus first team all-American in 2000.

Year	Team					— 3-Point —			FT	FTA	FT%	Reb.	Avg.	Ast.	Bk	St.	Pts.	Avg.
	W-L	G	FG	FGA	FG%	FG	FGA	FG%										
1997	24-9	31	72	125	57.6	0	2	0.0	27	47	57.4	97	3.1	34	21	22	171	5.5
1998	32-4	32	121	251	48.2	14	38	36.8	66	103	64.1	117	3.7	35	23	19	322	10.1
1999	37-2	39	144	317	45.4	19	55	34.5	79	137	57.7	188	4.8	130	34	30	386	9.9
2000	29-5	34	205	422	48.6	29	77	37.7	137	176	77.8	206	6.1	110	36	34	576	16.9
4 yrs.	122-20	136	542	1115	48.6	62	172	36.0	309	463	66.7	608	4.5	309	114	105	1455	10.8

NCAA Tournament

Year	Team					— 3-Point —			FT	FTA	FT%	Reb.	Avg.	Ast.	Bk	St.	Pts.	Avg.
	W-L	G	FG	FGA	FG%	FG	FGA	FG%										
1997	1-1	2	7	13	53.8	0	0	0.0	5	8	62.5	10	5.0	2	1	1	19	9.5
1998	3-1	4	19	36	52.8	0	7	0.0	11	16	68.8	17	4.3	9	3	1	49	12.3
1999	5-1	6	20	47	42.6	3	8	37.5	19	32	59.4	27	4.5	19	5	4	62	10.3
2000	2-1	3	14	32	43.8	1	4	25.0	9	10	90.0	17	5.7	6	2	6	38	12.7
4 yrs.	11-4	15	60	128	46.9	4	19	21.1	44	66	66.7	71	4.7	36	11	12	168	11.2

Photo from Purdue sports information



JOE BARRY CARROLL

Purdue • 7-1 • Denver, CO



Unanimous first team all-American in 1980...NCAA all-tournament team in 1980...Led all NCAA tournament players in scoring in 1980.

Year	Team					FT	FTA	FT%	RBs	Avg.	Pts.	Avg.
	W-L	G	FG	FGA	FG%							
1977	20-8	28	93	187	49.7	34	54	63.0	206	7.4	220	7.9
1978	16-11	27	163	312	52.2	95	143	66.4	288	10.7	421	15.6
1979	27-8	35	318	545	58.3	162	253	64.0	352	10.1	798	22.8
1980	23-10	33	301	558	53.9	134	203	66.0	302	9.2	736	22.3
4 yrs.	86-37	123	875	1602	54.6	425	653	65.1	1148	9.3	2175	17.7

NCAA Tournament

Year	Team					FT	FTA	FT%	RBs	Avg.	Pts.	Avg.
	W-L	G	FG	FGA	FG%							
1977	0-1	1	1	4	25.0	1	1	100.0	8	8.0	3	3.0
1980	5-1	6	63	98	64.3	32	46	69.6	59	9.8	158	26.3
2 yrs.	5-2	7	64	102	62.7	33	47	70.2	67	9.6	161	23.0

Photo from North Carolina sports information



VINCE CARTER

North Carolina • 6-7 • Daytona Beach, FL

Consensus second team all-American in 1998...USA Olympic team member in 2000.

Year	Team					— 3-Point —			FT	FTA	FT%	Reb.	Avg.	Ast.	Bk	St.	Pts.	Avg.
	W-L	G	FG	FGA	FG%	FG	FGA	FG%										
1996	21-11	31	91	185	49.2	19	55	34.5	31	45	68.9	119	3.8	40	18	20	232	7.5
1997	28-7	34	166	316	52.5	36	107	33.6	75	100	75.0	152	4.5	83	49	72	443	13.0
1998	34-4	38	224	379	59.1	44	107	41.1	100	147	68.0	195	5.1	74	36	45	592	15.6
3 yrs.	83-22	103	481	880	54.7	99	269	36.8	206	292	70.5	466	4.5	197	103	137	1267	12.3

NCAA Tournament

Year	Team					— 3-Point —			FT	FTA	FT%	Reb.	Avg.	Ast.	Bk	St.	Pts.	Avg.
	W-L	G	FG	FGA	FG%	FG	FGA	FG%										
1996	1-1	2	7	17	41.2	3	8	37.5	2	2	100.0	9	4.5	3	1	1	19	9.5
1997	4-1	5	29	52	55.8	6	19	31.6	13	16	81.3	19	3.8	9	2	9	77	15.4
1998	4-1	5	36	61	59.0	6	14	42.9	13	19	68.4	29	5.8	7	7	4	91	18.2
3 yrs.	9-3	12	72	130	55.4	15	41	36.6	28	37	75.7	57	4.8	19	10	14	187	15.6

BILL CARTWRIGHT

San Francisco • 6-11 • Elk Grove, CA

Consensus second team all-American in 1977 and 1979.

Year	Team											
	W-L	G	FG	FGA	FG%	FT	FTA	FT%	RBs	Avg.	Pts.	Avg.
1976	22-8	30	151	285	53.0	72	98	73.5	207	6.9	374	12.5
1977	29-2	31	241	426	56.6	118	161	73.3	262	8.5	600	19.4
1978	23-6	21	168	252	66.7	96	131	73.3	213	10.1	432	20.6
1979	22-7	29	268	443	60.5	174	237	73.4	455	15.7	710	24.5
4 yrs.	96-23	111	828	1406	58.9	460	627	73.4	1137	10.2	2116	19.1

NCAA Tournament

Year	Team											
	W-L	G	FG	FGA	FG%	FT	FTA	FT%	RBs	Avg.	Pts.	Avg.
1977	0-1	1	5	10	50.0	5	10	50.0	8	8.0	15	15.0
1978	1-1	2	18	23	78.3	14	22	63.6	20	10.0	50	25.0
1979	1-1	2	21	32	65.6	16	19	84.2	17	8.5	58	29.0
3 yrs.	2-3	5	44	65	67.7	35	51	68.6	45	9.0	123	24.6




Photo from San Francisco sports information

WILT "THE STILT" CHAMBERLAIN

Kansas • 7-0 • Philadelphia, PA

Unanimous first team all-American in 1957 and 1958... Enshrined as a player into the Naismith Memorial Basketball Hall of Fame in 1978... Through the 2005 season, held the NCAA game record for points in the first game of a career with 52 against Northwestern on December 5, 1956... Named to the NCAA Final Four all-time team... Named to the NCAA tournament all-decade team for the 1950s... NCAA tournament MVP in 1957... NCAA all-tournament team in 1957... Led all NCAA tournament players in scoring average in 1957... Named to the ESPN Top 50 college players list of all-time in 2005... Named to the 50 greatest players list in NBA history in 1996.

Year	Team											
	W-L	G	FG	FGA	FG%	FT	FTA	FT%	RBs	Avg.	Pts.	Avg.
1957	24-3	27	275	588	46.8	250	399	62.7	510	18.9	800	29.6
1958	18-5	21	228	482	47.3	177	291	60.8	367	17.5	633	30.1
2 yrs.	42-8	48	503	1070	47.0	427	690	61.9	877	18.3	1433	29.9

NCAA Tournament

Year	Team											
	W-L	G	FG	FGA	FG%	FT	FTA	FT%	RBs	Avg.	Pts.	Avg.
1957	3-1	4	40	78	51.3	41	62	66.1	62	15.5	121	30.3




Photo from Kansas sports information

LEN CHAPPELL

Wake Forest • 6-8 • Portage Area, PA

Consensus first team all-American in 1962... NCAA all-tournament team in 1962... Led all NCAA tournament players in scoring and rebounds in 1962.

Year	Team											
	W-L	G	FG	FGA	FG%	FT	FTA	FT%	RBs	Avg.	Pts.	Avg.
1960	21-7	28	166	372	44.6	156	228	68.4	350	12.5	488	17.4
1961	19-11	28	271	538	50.4	203	286	71.0	393	14.0	745	26.6
1962	22-9	31	327	597	54.8	278	383	72.6	470	15.2	932	30.1
3 yrs.	62-27	87	764	1507	50.7	637	897	71.0	1213	13.9	2165	24.9

NCAA Tournament

Year	Team											
	W-L	G	FG	FGA	FG%	FT	FTA	FT%	RBs	Avg.	Pts.	Avg.
1961	2-1	3	27	59	45.8	33	43	76.7	51	17.0	87	29.0
1962	4-1	5	45	90	50.0	44	62	71.0	86	17.2	134	26.8
2 yrs.	6-2	8	72	149	48.3	77	105	73.3	137	17.1	221	27.6





Photo from Wake Forest sports information

Photo from Indiana sports information



CALBERT CHEANEY

Indiana • 6-6 • Evansville, IN


Named player of the year by AP, UPI, the USBWA and the NABC in 1993... Wooden Award winner in 1993... Naismith Award winner in 1993... Unanimous first team all-American in 1993... Led all NCAA tournament players in scoring average in 1993.

Year	Team		— 3-Point —															
	W-L	G	FG	FGA	FG%	FG	FGA	FG%	FT	FTA	FT%	Reb.	Avg.	Ast.	Bk	St.	Pts.	Avg.
1990	18-11	29	199	348	57.2	25	51	49.0	72	96	75.0	133	4.6	48	16	24	495	17.1
1991	29-5	34	289	485	59.6	43	91	47.3	113	141	80.1	188	5.5	47	13	24	734	21.6
1992	27-7	34	227	435	52.2	33	86	38.4	112	140	80.0	166	4.9	48	6	36	599	17.6
1993	31-4	35	303	552	54.9	47	110	42.7	132	166	79.5	223	6.4	84	10	33	785	22.4
4 yrs.	105-27	132	1018	1820	55.9	148	338	43.8	429	543	79.0	710	5.4	227	45	117	2613	19.8

NCAA Tournament

Year	Team		— 3-Point —															
	W-L	G	FG	FGA	FG%	FG	FGA	FG%	FT	FTA	FT%	Reb.	Avg.	Ast.	Bk	St.	Pts.	Avg.
1990	0-1	1	8	18	44.4	0	0	0.0	1	2	50.0	8	8.0	0	1	1	17	17.0
1991	2-1	3	26	43	60.5	6	11	54.5	6	7	85.7	30	10.0	6	1	3	64	21.3
1992	4-1	5	34	63	54.0	4	14	28.6	20	23	87.0	29	5.8	8	0	3	92	18.4
1993	3-1	4	40	65	61.5	3	9	33.3	23	29	79.3	33	8.3	6	3	2	106	26.5
4 yrs.	9-4	13	108	189	57.1	13	34	38.2	50	61	82.0	100	7.7	20	5	9	279	21.5

Photo from Missouri sports information



DERRICK CHIEVOUS


Missouri • 6-7 • Jamaica, NY

Year	Team		— 3-Point —															
	W-L	G	FG	FGA	FG%	FG	FGA	FG%	FT	FTA	FT%	Reb.	Avg.	Ast.	Bk	St.	Pts.	Avg.
1985	18-14	32	142	278	51.1	—	—	—	134	168	79.8	170	5.3	44	—	—	418	13.1
1986	21-14	34	227	433	52.4	—	—	—	186	232	80.2	262	7.7	49	6	35	640	18.8
1987	24-10	34	282	522	54.0	13	33	39.4	244	302	80.8	291	8.6	65	3	39	821	24.1
1988	19-11	30	242	477	50.7	17	33	51.5	200	261	76.6	256	8.5	49	3	45	701	23.4
4 yrs.	82-49	130	893	1710	52.2	30	66	45.5	764	963	79.3	979	7.5	207	12	119	2580	19.9

NCAA Tournament

Year	Team		— 3-Point —															
	W-L	G	FG	FGA	FG%	FG	FGA	FG%	FT	FTA	FT%	Reb.	Avg.	Ast.	Bk	St.	Pts.	Avg.
1986	0-1	1	7	13	53.8	—	—	—	7	7	100.0	6	6.0	0	0	0	21	21.0
1987	0-1	1	6	11	54.5	0	0	0.0	4	6	66.7	9	9.0	2	0	0	16	16.0
1988	0-1	1	16	25	64.0	0	1	0.0	3	6	50.0	8	8.0	2	0	1	35	35.0
3 yrs.	0-3	3	29	49	59.2	0	1	0.0	14	19	73.7	23	7.7	4	0	1	72	24.0

Photo from Marquette sports information



JIM CHONES

Marquette • 6-11 • Racine, WI

Consensus first team all-American in 1972... Led all NCAA tournament players in field-goal percentage in 1971.

Year	Team											
	W-L	G	FG	FGA	FG%	FT	FTA	FT%	RBs	Avg.	Pts.	Avg.
1971	28-1	29	230	401	57.4	60	113	53.1	333	11.5	520	17.9
1972	25-4	21	180	349	51.6	72	105	68.6	250	11.9	432	20.6
2 yrs.	53-5	50	410	750	54.7	132	218	60.6	583	11.7	952	19.0

NCAA Tournament

Year	Team											
	W-L	G	FG	FGA	FG%	FT	FTA	FT%	RBs	Avg.	Pts.	Avg.
1971	2-1	3	29	48	60.4	8	15	53.3	36	12.0	66	22.0

MATEEN CLEAVES

Michigan State • 6-2 • Flint, MI

Consensus first team all-American in 1999...Consensus second team all-American in 1998 and 2000...NCAA tournament MVP in 2000...NCAA all-tournament team in 2000...Led all NCAA tournament players in assists in 1999...Played on the NCAA championship team in 2000.

Year	Team		G		FG		FGA		FG%		— 3-Point —		FT		FTA		FT%		Reb.	Avg.	Ast.	Bk	St.	Pts.	Avg.
	W-L	G	FG	FGA	FG%	FG	FGA	FG%	FT	FTA	FT%	Reb.	Avg.	Ast.	Bk	St.	Pts.	Avg.							
1997	17-12	29	111	277	40.1	18	76	23.7	57	79	72.2	73	2.5	146	4	17	297	10.2							
1998	22-8	30	161	403	40.0	51	152	33.6	111	158	70.3	75	2.5	217	6	73	484	16.1							
1999	33-5	38	159	392	40.6	42	144	29.2	85	108	78.7	62	1.6	274	2	69	445	11.7							
2000	32-7	26	109	259	42.1	32	85	37.6	65	86	75.6	46	1.8	179	4	36	315	12.1							
4 yrs.	104-32	123	540	1331	40.6	143	457	31.3	318	431	73.8	256	2.1	816	16	195	1541	12.5							

NCAA Tournament

Year	Team		G		FG		FGA		FG%		— 3-Point —		FT		FTA		FT%		Reb.	Avg.	Ast.	Bk	St.	Pts.	Avg.
	W-L	G	FG	FGA	FG%	FG	FGA	FG%	FT	FTA	FT%	Reb.	Avg.	Ast.	Bk	St.	Pts.	Avg.							
1998	2-1	3	23	48	47.9	7	21	33.3	12	16	75.0	16	5.0	13	0	5	65	21.7							
1999	4-1	5	22	63	34.9	6	26	23.1	7	11	63.6	11	2.2	38	0	5	57	11.4							
2000	6-0	6	28	67	41.8	12	27	44.4	17	21	81.0	12	2.0	27	2	7	85	14.2							
3 yrs.	12-2	14	73	178	41.0	25	74	33.8	36	48	75.0	38	2.7	78	2	17	207	14.8							





Photo from Michigan State sports information

KEITH CLOSS

Central Connecticut State • 7-2 • Baldwin Park, CA

Through the 2005 season, held the NCAA career record for blocked shots per game...Led the nation in blocked shots in 1995 and 1996.

Year	Team		G		FG		FGA		FG%		— 3-Point —		FT		FTA		FT%		Reb.	Avg.	Ast.	Bk	St.	Pts.	Avg.
	W-L	G	FG	FGA	FG%	FG	FGA	FG%	FT	FTA	FT%	Reb.	Avg.	Ast.	Bk	St.	Pts.	Avg.							
1995	8-18	26	109	197	55.3	2	13	15.4	45	84	53.6	193	7.4	27	139	12	265	10.2							
1996	13-15	28	147	283	51.9	5	17	29.4	80	124	64.5	259	9.3	34	178	15	379	13.5							
2 yrs.	21-33	54	256	480	53.3	7	30	23.3	125	208	60.1	452	8.4	61	317	27	644	11.9							

Did not play in the NCAA tournament.




Photo from Central Connecticut State sports information

JEFF COHEN

William & Mary • 6-7 • Kenosha, WI

Year	Team		G		FG		FGA		FG%		FT		FTA		FT%		RBs	Avg.	Pts.	Avg.				
	W-L	G	FG	FGA	FG%	FT	FTA	FT%	RBs	Avg.	Pts.	Avg.												
1958	15-14	29	146	341	42.8	113	164	68.9	371	12.8	405	14.0												
1959	13-11	24	150	342	43.9	95	142	66.9	413	17.2	395	16.5												
1960	15-11	26	230	458	50.2	168	232	72.4	471	18.1	628	24.2												
1961	14-10	24	193	404	47.8	189	246	76.8	424	17.7	575	24.0												
4 yrs.	57-47	103	719	1545	46.5	565	784	72.1	1679	16.3	2003	19.4												

Did not play in the NCAA tournament.





Photo from William & Mary sports information

Photo from Syracuse sports information



DERRICK COLEMAN

Syracuse • 6-9 • Detroit, MI


Unanimous first team all-American in 1990...NCAA all-tournament team in 1987...Led all NCAA tournament players in rebounding and blocked shots in 1987.

Year	Team					— 3-Point —			FT	FTA	FT%	Reb.	Avg.	Ast.	Bk	St.	Pts.	Avg.
	W-L	G	FG	FGA	FG%	FG	FGA	FG%										
1987	31-7	38	173	309	56.0	0	0	0.0	107	156	68.6	333	8.8	45	67	45	453	11.9
1988	26-9	35	176	300	58.7	1	6	16.7	121	192	63.0	384	11.0	76	57	45	474	13.5
1989	30-8	37	227	395	57.5	0	0	0.0	171	247	69.2	422	11.4	106	127	46	625	16.9
1990	26-7	33	194	352	55.1	15	41	36.6	188	263	71.5	398	12.1	95	67	51	591	17.9
4 yrs.	113-31	143	770	1356	56.8	16	47	34.0	587	858	68.4	1537	10.7	322	318	187	2143	15.0

NCAA Tournament

Year	Team					— 3-Point —			FT	FTA	FT%	Reb.	Avg.	Ast.	Bk	St.	Pts.	Avg.
	W-L	G	FG	FGA	FG%	FG	FGA	FG%										
1987	5-1	6	20	48	41.7	0	0	0.0	23	31	74.2	73	12.2	8	16	6	63	10.5
1988	1-1	2	9	17	52.9	0	0	0.0	2	2	100.0	20	10.0	3	3	0	20	10.0
1989	2-1	3	17	34	50.0	0	0	0.0	9	16	56.3	29	9.7	5	5	1	43	14.3
1990	2-1	3	14	29	48.3	4	8	50.0	16	24	66.7	33	11.0	17	3	2	48	16.0
4 yrs.	10-4	14	60	128	46.9	4	8	50.0	50	73	68.4	155	11.1	33	27	9	174	12.4

Photo from Virginia Tech sports information



VERNELL "BIMBO" COLES


Virginia Tech • 6-1 • Lewisburg, WV

USA Olympic team member in 1988.

Year	Team					— 3-Point —			FT	FTA	FT%	Reb.	Avg.	Ast.	Bk	St.	Pts.	Avg.
	W-L	G	FG	FGA	FG%	FG	FGA	FG%										
1987	10-18	28	101	245	41.2	0	14	0.0	78	109	71.6	85	3.0	112	5	34	280	10.0
1988	19-10	29	241	544	44.3	20	62	32.3	200	270	74.1	103	3.6	172	7	60	702	24.2
1989	11-17	27	249	547	45.5	62	166	37.3	157	200	78.5	111	4.1	141	3	52	717	26.6
1990	13-18	31	280	693	40.4	67	218	30.7	158	214	73.8	147	4.7	122	13	70	785	25.3
4 yrs.	53-63	115	871	2029	42.9	149	460	32.4	593	793	74.8	446	3.9	547	28	216	2484	21.6

Did not play in the NCAA Tournament.

Photo from Illinois State sports information



DOUG COLLINS

Illinois State • 6-6 • Benton, IL

Consensus first team all-American in 1973...First team academic all-American in 1973...USA Olympic team member in 1972.

Year	Team					FT	FTA	FT%	RBs	Avg.	Pts.	Avg.
	W-L	G	FG	FGA	FG%							
1971	16-10	26	273	609	44.8	197	235	83.8	166	6.4	743	28.6
1972	16-10	26	352	704	50.0	143	177	80.8	133	5.1	847	32.6
1973	13-12	25	269	565	47.6	112	137	81.8	126	5.0	650	26.0
3 yrs.	42-32	77	894	1878	47.6	452	549	82.3	425	5.5	2240	29.1

Did not play in the NCAA tournament.

NICK COLLISON

Kansas • 6-9 • Iowa Falls, IA

Named player of the year by NABC in 2003...Consensus first team all-American in 2003... NCAA all-tournament team in 2003...Through the 2005 NCAA tournament, held the tournament career record for rebounds for players since 1973...Also held the tournament series record for rebounds in 2003 for players since 1973...Led all NCAA tournament players in field-goal percentage in 2001, and in rebounding and blocked shots in 2003.

Year	Team		— 3-Point —																
	W-L	G	FG	FGA	FG%	FT	FTA	FT%	Reb.	Avg.	Ast.	Bk	St.	Pts.	Avg.				
2000	24-10	34	145	292	49.7	5	13	38.5	62	92	67.4	234	6.9	38	32	36	357	10.5	
2001	26-7	33	187	313	59.7	2	5	40.0	85	136	62.5	222	6.7	71	54	36	461	14.0	
2002	33-4	37	245	414	59.2	3	8	37.5	84	146	57.5	307	8.3	64	83	39	577	15.6	
2003	30-8	38	281	507	55.4	13	38	34.2	127	200	63.5	380	10.0	84	74	44	702	18.5	
4 yrs.	113-29	142	858	1526	56.2	23	64	35.9	358	574	62.4	1143	8.0	257	243	155	2097	14.8	

NCAA Tournament

Year	Team		— 3-Point —																
	W-L	G	FG	FGA	FG%	FT	FTA	FT%	Reb.	Avg.	Ast.	Bk	St.	Pts.	Avg.				
2000	1-1	2	9	16	56.3	0	1	0.0	3	7	42.9	13	6.5	3	0	5	21	10.5	
2001	2-1	3	23	32	71.9	1	1	100.0	8	18	44.4	31	10.3	5	2	1	55	18.3	
2002	4-1	5	36	66	54.5	1	2	50.0	6	15	40.0	56	11.2	6	9	4	79	15.8	
2003	5-1	6	48	74	64.9	0	1	0.0	16	36	44.4	81	13.5	22	15	7	112	18.7	
4 yrs.	12-4	16	116	188	61.7	2	5	40.0	33	76	43.4	181	11.3	36	26	17	267	16.7	

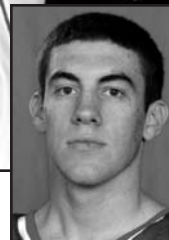



Photo from Kansas sports information

ED CONLIN

Fordham • 6-5 • Montclair, NJ

Led the nation in rebounding in 1953.

Year	Team														
	W-L	G	FG	FGA	FG%	FT	FTA	FT%	RBs	Avg.	Pts.	Avg.			
1952	19-6	25	53	155	34.2	42	61	68.9	277	11.1	148	5.9			
1953	18-8	26	176	437	40.3	120	162	74.1	612	23.5	472	18.2			
1954	18-6	24	225	498	45.2	112	170	65.9	417	17.4	562	23.4			
1955	18-9	27	242	563	43.0	191	249	76.7	578	21.4	675	25.0			
4 yrs.	73-29	102	696	1653	42.1	465	642	72.4	1884	18.5	1857	18.2			

NCAA Tournament

Year	Team											
	W-L	G	FG	FGA	FG%	FT	FTA	FT%	RBs	Avg.	Pts.	Avg.
1953	0-1	1	7			2	5	40.0			16	16.0
1954	0-1	1	10			6	7	85.7			26	26.0
2 yrs.	0-2	2	17			8	12	66.7			42	21.0




Photo from Fordham sports information

CHRIS CORCHIANI

North Carolina State • 6-1 • Hialeah, FL

Through the 2005 season, held the NCAA career record for assists per game for players with four-year careers...Led the nation in assists in 1991.

Year	Team		— 3-Point —																
	W-L	G	FG	FGA	FG%	FT	FTA	FT%	Reb.	Avg.	Ast.	Bk	St.	Pts.	Avg.				
1988	24-6	32	61	120	50.8	20	40	50.0	61	72	83.3	44	1.4	235	1	61	202	6.3	
1989	22-9	31	101	204	49.5	23	54	42.6	99	123	80.5	78	2.5	266	4	81	324	10.5	
1990	18-12	30	131	311	42.1	33	82	40.2	99	119	83.2	63	2.1	238	1	95	394	13.1	
1991	20-11	31	160	343	46.6	51	135	37.8	134	163	82.2	78	2.5	299	3	91	505	16.3	
4 yrs.	84-38	124	453	978	46.3	124	307	40.4	392	477	82.2	263	2.1	1038	9	328	1425	11.5	

NCAA Tournament

Year	Team		— 3-Point —															
	W-L	G	FG	FGA	FG%	FT	FTA	FT%	Reb.	Avg.	Ast.	Bk	St.	Pts.	Avg.			
1988	0-1	1	2	7	28.6	2	3	66.7	1	2	50.0	4	4.0	5	0	1	7	7.0
1989	2-1	3	8	19	42.1	3	5	60.0	15	20	65.0	8	2.7	25	1	1	34	11.3
1991	1-1	2	11	17	64.7	5	6	83.3	13	14	92.9	6	3.0	17	0	4	40	20.0
3 yrs.	3-3	6	21	43	48.8	10	14	71.4	29	36	80.6	18	3.0	47	1	6	81	13.5





Photo from North Carolina State sports information

Photo from Brigham Young sports information



KRESIMIR COSIC

Brigham Young • 6-11 • Zagreb, Croatia


Enshrined as a player into the Naismith Memorial Basketball Hall of Fame in 1996...Olympic team member for former Yugoslavia in 1968, 1972, 1976 and 1980.

Team		Year	W-L	G	FG	FGA	FG%	FT	FTA	FT%	Reb.	Avg.	Pts.	Avg.
Brigham Young		1971	18-11	27	153	317	48.3	101	137	73.7	341	12.6	407	15.1
Brigham Young		1972	21-5	26	207	415	49.9	167	207	80.7	332	12.8	581	22.3
Brigham Young		1973	19-7	26	206	430	47.9	113	140	80.7	246	9.5	525	20.2
Brigham Young		3 yrs.	58-23	79	566	1162	48.7	381	484	78.7	919	11.6	1513	19.1

NCAA Tournament

Team		Year	W-L	G	FG	FGA	FG%	FT	FTA	FT%	Reb.	Avg.	Pts.	Avg.
Brigham Young		1971	1-2	3	24	46	52.2	14	17	82.4	47	15.7	62	20.7
Brigham Young		1972	0-1	1	9	20	45.0	9	9	100.0	13	13.0	27	27.0
Brigham Young		2 yrs.	1-3	4	33	66	50.0	23	26	88.5	60	15.0	89	22.3

Photo from Holy Cross Archives



BOB COUSY

Holy Cross • 6-1 • St. Albans, NY

Unanimous first team all-American in 1950...Enshrined as a player into the Naismith Memorial Basketball Hall of Fame in 1970...Played on the NCAA championship team in 1947...Named to the 50 greatest players list in NBA history in 1996.

Team		Year	W-L	G	FG	FGA	FG%	FT	FTA	FT%	Pts.	Avg.
Holy Cross		1947	27-3	30	91			45			227	7.6
Holy Cross		1948	26-4	30	207			72	108	66.7	486	16.2
Holy Cross		1949	19-8	27	195			90	134	67.2	480	17.8
Holy Cross		1950	27-4	30	216	659	32.8	150	199	75.4	582	19.4
Holy Cross		4 yrs.	99-19	117	709			357			1775	15.2

NCAA Tournament

Team		Year	W-L	G	FG	FGA	FG%	FT	FTA	FT%	Pts.	Avg.
Holy Cross		1947	3-0	3	5			3	4	75.0	13	4.3
Holy Cross		1948	2-1	3	12			10	15	66.7	34	11.3
Holy Cross		1950	0-2	2	17	61	27.9	4	8	50.0	38	19.0
Holy Cross		3 yrs.	5-3	8	34			17	27	63.0	85	10.6

Photo from Florida State sports information



DAVE COWENS

Florida State • 6-10 • Newport, KY

Enshrined as a player into the Naismith Memorial Basketball Hall of Fame in 1991...Named to the 50 greatest players list in NBA history in 1996.

Team		Year	W-L	G	FG	FGA	FG%	FT	FTA	FT%	RBs	Avg.	Pts.	Avg.
Florida State		1968	19-8	27	206	383	53.8	96	131	73.3	456	16.9	508	18.8
Florida State		1969	18-8	25	202	384	52.6	104	164	63.4	437	17.5	508	20.3
Florida State		1970	23-3	26	174	355	49.0	115	169	68.0	447	17.2	463	17.8
Florida State		3 yrs.	60-19	78	582	1122	51.9	315	464	67.9	1340	17.2	1479	19.0

NCAA Tournament

Team		Year	W-L	G	FG	FGA	FG%	FT	FTA	FT%	RBs	Avg.	Pts.	Avg.
Florida State		1968	0-1	1	5	12	41.7	1	1	100.0	4	4.0	11	11.0

JOHNNY COX

Kentucky • 6-4 • Hazard, KY

Consensus first team all-American in 1959...NCAA all-tournament team in 1958...Led all NCAA tournament players in free-throw percentage in 1958...Played on the NCAA championship team in 1958.

Year	Team											
	W-L	G	FG	FGA	FG%	FT	FTA	FT%	RBs	Avg.	Pts.	Avg.
1957	23-5	28	203	490	41.4	138	180	76.7	310	11.1	544	19.4
1958	23-6	29	173	471	36.7	86	115	74.8	365	12.6	432	14.9
1959	24-3	27	188	464	40.5	109	146	74.7	329	12.2	485	18.0
3 yrs.	70-14	84	564	1425	39.6	333	441	75.5	1004	12.0	1461	17.4

NCAA Tournament

Year	Team											
	W-L	G	FG	FGA	FG%	FT	FTA	FT%	RBs	Avg.	Pts.	Avg.
1957	1-1	2	10			23	26	88.5			43	21.5
1958	4-0	4	31	83	37.3	21	23	91.3	57	14.3	83	20.8
1959	1-1	2	8	24	33.3	9	10	90.0	14	7.0	25	12.5
3 yrs.	6-2	8	49			53	59	89.8			151	18.9




Photo from Kentucky sports information

RALPH CROSTHWAITE

Western Kentucky • 6-9 • Cincinnati, OH

Led the nation in field-goal percentage in 1958 and 1959.

Year	Team											
	W-L	G	FG	FGA	FG%	FT	FTA	FT%	RBs	Avg.	Pts.	Avg.
1955	18-10	26	156	285	54.7	125	192	65.1	282	10.8	437	16.8
1956	Did not play											
1957	17-9	26	185	349	53.0	158	249	63.5	310	11.9	528	20.3
1958	14-11	25	202	331	61.0	166	257	64.6	383	15.3	570	22.8
1959	16-10	26	191	296	64.5	159	232	68.5	334	12.8	541	20.8
4 yrs.	65-40	103	734	1261	58.2	608	930	65.4	1309	12.7	2076	20.2

Did not play in the NCAA tournament.





Photo from Western Kentucky sports information

TERRY CUMMINGS

DePaul • 6-9 • Chicago, IL

Unanimous first team all-American in 1982.

Year	Team											
	W-L	G	FG	FGA	FG%	FT	FTA	FT%	RBs	Avg.	Pts.	Avg.
1980	26-2	28	154	303	50.8	89	107	83.2	263	9.4	397	14.2
1981	27-2	29	151	303	49.8	75	100	75.0	260	9.0	377	13.0
1982	26-2	28	244	430	56.7	136	180	75.6	334	11.9	624	22.3
3 yrs.	79-6	85	549	1036	53.0	300	387	77.5	857	10.1	1398	16.4

NCAA Tournament

Year	Team											
	W-L	G	FG	FGA	FG%	FT	FTA	FT%	RBs	Avg.	Pts.	Avg.
1980	0-1	1	9	16	56.3	5	5	100.0	8	8.0	23	23.0
1981	0-1	1	3	10	30.0	0	0	0.0	4	4.0	6	6.0
1982	0-1	1	9	16	56.3	2	3	66.7	17	17.0	20	20.0
3 yrs.	0-3	3	21	42	50.0	7	8	87.5	29	9.7	49	16.3






Photo from DePaul sports information

Photo from North Carolina sports information



BILLY CUNNINGHAM


North Carolina • 6-6 • Brooklyn, NY

Enshrined as a player into the Naismith Memorial Basketball Hall of Fame in 1986... First team academic all-American in 1965... Named to the 50 greatest players list in NBA history in 1996.

Year	Team											
	W-L	G	FG	FGA	FG%	FT	FTA	FT%	RBs	Avg.	Pts.	Avg.
1963	15-6	21	186	380	48.9	105	170	61.8	339	16.1	477	22.7
1964	12-12	24	233	526	44.3	157	249	63.1	379	15.8	623	26.0
1965	15-9	24	237	481	49.3	135	213	63.4	344	14.3	609	25.4
3 yrs.	42-27	69	656	1387	47.3	397	632	62.8	1062	15.4	1709	24.8

Did not play in the NCAA tournament.

Photo by Rodney Lee



QUINTIN DAILEY

San Francisco • 6-4 • Baltimore, MD


Consensus first team all-American in 1982.

Year	Team											
	W-L	G	FG	FGA	FG%	FT	FTA	FT%	RBs	Avg.	Pts.	Avg.
1980	22-7	29	154	292	52.7	85	134	63.4	107	3.7	393	13.6
1981	24-7	31	267	467	57.2	159	208	76.4	170	5.5	693	22.4
1982	25-6	30	286	524	54.6	183	232	78.9	156	5.2	755	25.2
3 yrs.	71-20	90	707	1283	55.1	427	574	74.4	433	4.8	1841	20.5

NCAA Tournament

Year	Team											
	W-L	G	FG	FGA	FG%	FT	FTA	FT%	RBs	Avg.	Pts.	Avg.
1981	0-1	1	8	18	44.4	4	5	80.0	4	4.0	20	20.0
1982	0-1	1	13	25	52.0	2	2	100.0	1	1.0	28	28.0
2 yrs.	0-2	2	21	43	48.8	6	7	85.7	5	2.5	48	24.0

Photo from Malcolm W. Emmons



LOUIE DAMPIER

Kentucky • 6-0 • Indianapolis, IN

Consensus second team all-American in 1966 and 1967... First team academic all-American in 1966 and 1967... NCAA all-tournament team in 1966.

Year	Team											
	W-L	G	FG	FGA	FG%	FT	FTA	FT%	RBs	Avg.	Pts.	Avg.
1965	15-10	25	171	334	51.2	84	100	84.0	123	4.9	426	17.0
1966	27-2	29	249	482	51.7	114	137	83.2	144	5.0	612	21.1
1967	13-13	26	219	443	49.4	99	119	83.2	142	5.5	537	20.7
3 yrs.	55-25	80	639	1259	50.8	297	356	83.4	409	5.1	1575	19.7

NCAA Tournament

Year	Team											
	W-L	G	FG	FGA	FG%	FT	FTA	FT%	RBs	Avg.	Pts.	Avg.
1966	3-1	4	38	73	52.1	15	18	83.3	25	6.3	91	22.8

ADRIAN DANTLEY

Notre Dame • 6-5 • Washington, DC

Named player of the year by the USBWA in 1976... Unanimous first team all-American in 1975 and 1976... USA Olympic team member in 1976... Led all NCAA tournament players in scoring average in 1975.

Year	Team											
	W-L	G	FG	FGA	FG%	FT	FTA	FT%	RBs	Avg.	Pts.	Avg.
1974	26-3	28	189	339	55.8	133	161	82.6	255	9.1	511	18.3
1975	19-10	29	315	581	54.2	253	314	80.6	296	10.2	883	30.4
1976	23-6	29	300	510	58.8	229	294	77.9	292	10.1	829	28.6
3 yrs.	68-19	86	804	1430	56.2	615	769	80.0	843	9.8	2223	25.8

NCAA Tournament

Year	Team											
	W-L	G	FG	FGA	FG%	FT	FTA	FT%	RBs	Avg.	Pts.	Avg.
1974	2-1	3	22	39	56.4	9	9	100.0	26	8.7	53	17.7
1975	1-2	3	29	48	60.4	34	48	70.8	27	9.0	92	30.7
1976	1-1	2	22	37	59.5	14	16	87.5	13	6.5	58	29.0
3 yrs.	4-4	8	73	124	58.9	57	73	78.1	66	8.3	203	25.4




Photo from Notre Dame sports information

CHUCK DARLING

Iowa • 6-8 • Denver, CO

Unanimous first team all-American in 1952... USA Olympic team member in 1956.

Year	Team											
	W-L	G	FG	FGA	FG%	FT	FTA	FT%	RBs	Avg.	Pts.	Avg.
1950	15-7	19	67	212	31.6	41	65	63.1	—	—	175	9.2
1951	15-7	22	139	376	37.0	80	120	66.7	387	17.6	358	16.3
1952	19-3	22	204	489	41.7	153	218	70.2	—	—	561	25.5
3 yrs.	49-17	63	410	1077	38.1	274	403	68.0			1094	17.4

Did not play in the NCAA tournament.




Photo from Iowa sports information

BOB DAVIES

Seton Hall • 6-1 • Harrisburg, PA

Consensus first team all-American in 1942... Enshrined as a player into the Naismith Memorial Basketball Hall of Fame in 1969.

Year	Team											
	W-L	G	FG	FGA	FG%	FT	FTA	FT%	Pts.	Avg.		
1940	19-0	18	78			56			212	11.8		
1941	20-2	22	91			42			224	10.2		
1942	16-3	19	81			63			225	11.8		
3 yrs.	55-5	59	250			161			661	11.2		

Did not play in the NCAA tournament.





Photo from Hickox Library

Photo from Lamar sports information



B. B. DAVIS


Lamar • 6-8 • Beaumont, TX

Year	Team												
	W-L	G	FG	FGA	FG%	FT	FTA	FT%	RBs	Avg.	Pts.	Avg.	
1978	18-9	27	205	437	46.9	64	106	60.4	276	10.2	474	17.6	
1979	23-9	32	283	570	49.6	85	138	61.6	344	10.8	651	20.3	
1980	22-11	30	203	447	45.4	90	128	70.3	258	8.6	496	16.5	
1981	25-5	30	190	387	49.1	83	112	74.1	244	8.1	463	15.4	
3 yrs.	88-34	119	881	1841	47.9	332	484	68.6	1122	9.4	2094	17.6	

NCAA Tournament

Year	Team												
	W-L	G	FG	FGA	FG%	FT	FTA	FT%	RBs	Avg.	Pts.	Avg.	
1979	1-1	2	12	31	38.7	6	7	85.7	19	9.5	30	15.0	
1980	2-1	3	20	48	41.7	14	21	66.7	24	8.0	54	18.0	
1981	1-1	2	4	15	26.7	9	13	69.2	8	4.0	17	8.5	
3 yrs.	4-3	7	36	94	38.3	29	41	70.7	51	7.3	101	14.4	

Photo from Delaware State sports information




TOM DAVIS

Delaware State • 6-6 • Philadelphia, PA

Year	Team												— 3-Point —			Reb.	Avg.	Ast.	Bk	St.	Pts.	Avg.
	W-L	G	FG	FGA	FG%	FG	FGA	FG%	FT	FTA	FT%											
1988	3-25	9	63	119	52.9	0	4	0.0	37	70	53.0	96	10.7	9	5	8	163	18.1				
1989	11-17	28	276	505	54.7	0	1	0.0	154	242	63.6	280	10.0	42	8	34	706	25.2				
1990	14-14	28	263	498	52.8	0	6	0.0	139	246	56.5	271	9.7	49	6	35	665	23.8				
1991	19-11	30	292	518	56.4	0	3	0.0	156	266	58.6	366	12.2	65	17	31	740	24.7				
4 yrs.	47-67	95	894	1640	54.5	0	14	0.0	486	824	58.9	1013	10.7	165	36	108	2274	23.9				

Did not play in the NCAA tournament.

Photo from North Carolina sports information



WALTER DAVIS

North Carolina • 6-5 • Pineville, NC

USA Olympic team member in 1976...NCAA all-tournament team in 1977.

Year	Team												
	W-L	G	FG	FGA	FG%	FT	FTA	FT%	Reb.	Avg.	Pts.	Avg.	
1974	22-6	27	161	322	50.0	65	82	79.3	126	4.7	387	14.3	
1975	23-8	31	200	396	50.5	98	130	75.4	195	6.3	498	16.1	
1976	25-4	29	190	351	54.1	101	130	77.7	166	5.7	481	16.6	
1977	28-5	32	203	351	57.8	91	117	77.8	183	5.7	497	15.5	
4 yrs.	98-23	119	754	1420	53.1	355	459	77.3	670	5.6	1863	15.7	

NCAA Tournament

Year	Team												
	W-L	G	FG	FGA	FG%	FT	FTA	FT%	Reb.	Avg.	Pts.	Avg.	
1975	2-1	3	14	27	51.9	1	3	33.3	9	3.0	29	9.7	
1976	0-1	1	6	17	35.3	4	5	80.0	7	7.0	16	16.0	
1977	4-1	4	24	43	55.8	20	25	80.0	27	6.8	68	17.0	
3 yrs.	6-3	8	44	87	50.6	25	33	75.8	43	5.4	113	14.1	

JOHNNY DAWKINS

Duke • 6-2 • Washington, DC

Naismith Award winner in 1986... Unanimous first team all-American in 1986... Consensus first team all-American in 1985... Through the 2005 season, shared the NCAA season record for games played in 1986... Named to the NCAA tournament all-decade team for the 1980s... NCAA all-tournament team in 1986... Led all NCAA tournament players in points in 1986.

Year	Team														
	W-L	G	FG	FGA	FG%	FT	FTA	FT%	Reb.	Avg.	Ast.	Bk	St.	Pts.	Avg.
1983	11-17	28	207	414	50.0	73	107	68.2	115	4.1	—	—	—	487	17.4
1984	24-10	34	263	547	48.1	133	160	83.1	138	4.1	138	—	—	659	19.4
1985	23-8	31	225	455	49.5	132	166	79.5	141	4.5	141	—	—	582	18.8
1986	37-3	40	331	603	54.9	147	181	81.2	142	3.6	129	5	53	809	20.2
4 yrs.	95-38	133	1026	2019	50.8	485	614	79.0	536	4.0	408	5	53	2537	19.1

NCAA Tournament

Year	Team														
	W-L	G	FG	FGA	FG%	FT	FTA	FT%	Reb.	Avg.	Ast.	Bk	St.	Pts.	Avg.
1984	0-1	1	6	11	54.5	10	13	76.9	3	3.0	4	—	—	22	22.0
1985	1-1	2	14	34	41.2	11	17	64.7	14	7.0	9	—	—	39	19.5
1986	5-1	6	66	110	60.0	21	26	80.8	31	5.2	9	1	5	153	25.5
3 yrs.	6-3	9	86	155	55.5	42	56	75.0	48	5.3	22	1	5	214	23.8




Photo by Jay Anderson

DAVE DeBUSSCHERE

Detroit • 6-5 • Detroit, MI

Enshrined as a player into the Naismith Memorial Basketball Hall of Fame in 1982... Named to the 50 greatest players list in NBA history in 1996.

Year	Team												
	W-L	G	FG	FGA	FG%	FT	FTA	FT%	RBs	Avg.	Pts.	Avg.	
1960	20-7	27	288	665	43.3	115	196	58.7	540	20.0	691	25.6	
1961	18-9	27	256	636	40.3	86	155	55.5	514	19.0	598	22.1	
1962	15-12	26	267	616	43.3	162	242	66.9	498	19.2	696	26.8	
3 yrs.	53-28	80	811	1917	42.3	363	593	61.2	1552	19.4	1985	24.8	

NCAA Tournament

Year	Team												
	W-L	G	FG	FGA	FG%	FT	FTA	FT%	RBs	Avg.	Pts.	Avg.	
1962	0-1	1	14	33	42.4	10	13	76.9	19	19.0	38	38.0	




Photo from Detroit sports information

TONY DELK

Kentucky • 6-1 • Brownsville, TN

Consensus first team all-American in 1996... NCAA tournament MVP in 1996... NCAA all-tournament team in 1996... Played on the NCAA championship team in 1996.

Year	Team																	
	W-L	G	FG	FGA	FG%	FG	FGA	FG%	FT	FTA	FT%	Reb.	Avg.	Ast.	Bk	St.	Pts.	Avg.
1993	30-4	30	47	104	45.2	18	51	35.3	24	33	72.7	57	1.9	22	3	17	136	4.5
1994	27-7	34	200	440	45.5	95	254	37.4	69	108	63.9	153	4.5	59	21	64	564	16.6
1995	28-5	33	207	433	47.8	77	197	39.1	60	89	67.4	110	3.3	65	9	53	551	16.7
1996	34-2	36	229	464	49.4	93	210	44.3	88	110	80.0	150	4.2	64	13	67	639	17.8
4 yrs.	119-18	133	683	1441	47.4	283	712	39.7	241	340	70.9	470	3.5	210	46	201	1890	14.2

NCAA Tournament

Year	Team																	
	W-L	G	FG	FGA	FG%	FG	FGA	FG%	FT	FTA	FT%	Reb.	Avg.	Ast.	Bk	St.	Pts.	Avg.
1993	4-1	5	7	20	35.0	2	8	25.0	5	7	71.4	18	3.6	3	1	5	21	4.2
1994	1-1	2	14	33	42.4	7	20	35.0	2	4	50.0	12	6.0	4	0	8	37	18.5
1995	3-1	4	28	58	48.3	13	29	44.8	7	10	70.0	12	3.0	8	1	7	76	19.0
1996	6-0	6	41	87	47.1	18	39	46.2	13	20	65.0	22	3.7	8	4	9	113	18.8
4 yrs.	14-3	17	90	198	45.5	40	96	41.7	27	41	65.9	64	3.8	23	6	29	247	14.5





Photo from Kentucky sports information

Photo from Gonzaga sports information



DAN DICKAU

Gonzaga • 6-0 • Vancouver, WA


Consensus first team all-American in 2002...First team academic all-American in 2002.

Year	Team		— 3-Point —															
	W-L	G	FG	FGA	FG%	FG	FGA	FG%	FT	FTA	FT%	Reb.	Avg.	Ast.	Bk	St.	Pts.	Avg.
1998	24-10	28	26	69	42.0	16	30	53.3	31	39	79.5	24	0.9	29	0	9	105	3.8
1999	28-7	13	22	56	39.3	11	31	35.5	5	7	71.4	38	2.9	34	0	11	60	4.6
2000	Transferred from Washington																	
2001	26-7	24	133	274	48.5	71	148	48.0	116	134	86.6	79	3.3	150	3	20	453	18.9
2002	29-4	32	195	442	44.1	117	256	45.7	165	191	86.4	96	3.0	149	4	26	672	21.0
4 yrs.	107-28	97	376	841	44.7	215	465	46.2	317	371	85.4	237	2.4	362	7	66	1284	13.2

NCAA Tournament

Year	Team		— 3-Point —															
	W-L	G	FG	FGA	FG%	FG	FGA	FG%	FT	FTA	FT%	Reb.	Avg.	Ast.	Bk	St.	Pts.	Avg.
1998	1-1	2	2	8	25.0	2	4	50.0	2	2	100.0	3	1.5	1	0	2	8	4.0
2000	Transferred from Washington																	
2001	2-1	3	19	44	43.2	11	21	52.4	19	21	90.5	9	3.0	12	1	3	68	22.7
2002	0-1	1	7	24	29.2	4	14	28.6	8	11	72.7	0	0.0	3	0	2	26	26.0
3 yrs.	3-3	6	28	76	36.8	17	39	43.6	29	34	85.3	12	2.0	16	1	7	102	17.0

Photo from Providence sports information



ERNIE DiGREGORIO

Providence • 6-0 • North Providence, RI


Consensus first team all-American in 1973...NCAA all-tournament team in 1973...Led all NCAA tournament players in scoring in 1973.

Year	Team											
	W-L	G	FG	FGA	FG%	FT	FTA	FT%	RBs	Avg.	Pts.	Avg.
1971	20-8	28	217	451	48.1	88	106	83.0	112	4.0	522	18.6
1972	21-6	27	192	440	43.6	93	116	80.2	81	3.0	477	17.7
1973	27-4	31	348	728	47.8	65	81	80.2	99	3.2	761	24.5
3 yrs.	68-18	86	757	1619	46.8	246	303	81.2	292	3.4	1760	20.5

NCAA Tournament

Year	Team											
	W-L	G	FG	FGA	FG%	FT	FTA	FT%	RBs	Avg.	Pts.	Avg.
1972	0-1	1	8	15	53.3	1	2	50.0	2	2.0	17	17.0
1973	3-2	5	59	121	48.8	10	12	83.3	17	3.4	128	25.6
2 yrs.	3-3	6	67	136	49.3	11	14	78.6	19	3.2	145	24.2

Photo from Purdue sports information



TERRY DISCHINGER

Purdue • 6-7 • Terre Haute, IN

Unanimous first team all-American in 1961 and 1962...Consensus second team all-American in 1960...USA Olympic team member in 1960.

Year	Team											
	W-L	G	FG	FGA	FG%	FT	FTA	FT%	RBs	Avg.	Pts.	Avg.
1960	11-12	23	201	368	54.6	203	260	78.1	328	14.3	605	26.3
1961	16-7	23	215	373	57.6	218	261	83.5	308	13.4	648	28.2
1962	17-7	24	217	404	53.7	292	350	83.4	322	13.4	726	30.3
3 yrs.	44-26	70	633	1145	55.3	713	871	81.9	958	13.7	1979	28.3

Did not play in the NCAA tournament.

JUAN DIXON

Maryland • 6-3 • Baltimore, MD

Unanimous first team all-American in 2002... NCAA tournament MVP in 2002... NCAA all-tournament team in 2002... Led all NCAA tournament players in points and three-point field goals made in 2002... Played on the NCAA championship team in 2002.

Year	Team		— 3-Point —															
	W-L	G	FG	FGA	FG%	FG	FGA	FG%	FT	FTA	FT%	Reb.	Avg.	Ast.	Bk	St.	Pts.	Avg.
1999	28-6	34	85	192	44.3	36	97	37.1	44	53	83.0	88	2.6	47	1	50	250	7.4
2000	25-10	35	234	506	46.2	49	135	36.3	113	143	79.0	192	5.5	127	10	96	630	18.0
2001	25-11	36	232	480	48.3	62	151	41.1	128	148	86.5	153	4.3	93	8	95	654	18.2
2002	32-4	36	251	535	46.9	92	232	39.7	141	157	89.8	166	4.6	104	7	92	735	20.4
4 yrs.	110-31	141	802	1713	46.8	239	615	38.9	426	501	85.0	599	4.2	371	26	333	2269	16.1

NCAA Tournament

Year	Team		— 3-Point —															
	W-L	G	FG	FGA	FG%	FG	FGA	FG%	FT	FTA	FT%	Reb.	Avg.	Ast.	Bk	St.	Pts.	Avg.
1999	2-1	3	7	18	38.9	3	9	33.3	1	2	50.0	7	2.3	1	0	1	18	6.0
2000	1-1	2	11	30	36.7	4	12	33.3	10	14	71.4	12	6.0	11	0	3	36	18.0
2001	4-1	5	29	61	47.5	9	24	37.5	18	21	85.7	26	5.2	12	3	14	85	17.0
2002	6-0	6	52	96	54.2	22	43	51.2	29	33	87.9	23	3.8	19	0	12	155	25.8
4 yrs.	13-3	16	99	205	48.3	38	88	43.2	58	70	82.9	68	4.3	43	3	30	294	18.4




Photo from Maryland sports information

HENRY DOMERCANT

Eastern Illinois • 6-4 • Lisle, IL

Year	Team		— 3-Point —															
	W-L	G	FG	FGA	FG%	FG	FGA	FG%	FT	FTA	FT%	Reb.	Avg.	Ast.	Bk	St.	Pts.	Avg.
2000	17-12	29	91	232	39.2	18	58	31.0	69	81	85.2	89	3.1	24	10	27	269	9.3
2001	21-10	31	256	519	49.3	79	179	44.1	115	141	81.6	211	6.8	66	20	35	706	22.8
2002	15-16	31	262	600	43.7	104	269	38.7	189	212	89.2	223	7.2	67	21	36	817	26.4
2003	14-15	29	252	550	45.8	84	198	42.4	222	263	84.4	199	6.9	81	15	40	810	27.9
4 yrs.	67-53	120	861	1901	45.3	285	704	40.5	595	697	85.4	722	6.0	238	66	138	2602	21.7

NCAA Tournament

Year	Team		— 3-Point —															
	W-L	G	FG	FGA	FG%	FG	FGA	FG%	FT	FTA	FT%	Reb.	Avg.	Ast.	Bk	St.	Pts.	Avg.
2001	0-1	1	5	17	29.4	2	3	66.7	8	10	80.0	6	6.0	1	0	4	20	20.0





Photo from Eastern Illinois sports information

CLYDE "THE GLIDE" DREXLER

Houston • 6-7 • Houston, TX

Consensus second team all-American in 1983... Enshrined as a player into the Naismith Memorial Basketball Hall of Fame in 2004... USA Olympic team member in 1992... Led all NCAA tournament players in rebounds in 1982... Named to the 50 greatest players list in NBA history in 1996.

Year	Team														
	W-L	G	FG	FGA	FG%	FT	FTA	FT%	Reb.	Avg.	Pts.	Avg.			
1981	21-9	30	153	303	50.5	50	85	58.8	314	10.5	356	11.9			
1982	25-8	32	206	362	56.9	73	120	60.8	336	10.5	485	15.2			
1983	31-3	34	236	440	53.6	70	95	73.7	298	8.8	542	15.9			
3 yrs.	77-20	96	595	1105	53.9	193	300	64.3	948	9.9	1383	14.4			

NCAA Tournament

Year	Team														
	W-L	G	FG	FGA	FG%	FT	FTA	FT%	Reb.	Avg.	Pts.	Avg.			
1981	0-1	1	5	9	55.6	1	2	50.0	6	6.0	11	11.0			
1982	4-1	5	32	54	59.3	16	26	61.5	41	8.2	80	16.0			
1983	4-1	5	26	47	55.3	4	7	57.1	29	5.8	56	11.2			
3 yrs.	8-3	11	63	110	57.3	21	35	60.0	76	6.9	147	13.4			






Photo from Houston sports information

Photo from Seton Hall sports information



WALTER DUKES


Seton Hall • 6-10 • Rochester, NY

Unanimous first team all-American in 1953... Through the 2005 season, held the NCAA season record for rebounds in 1953... Played on the postseason NIT title team in 1953.

Year	Team												
	W-L	G	FG	FGA	FG%	FT	FTA	FT%	RBs	Avg.	Pts.	Avg.	
1951	24-7	31	146			112	228	49.1	450	14.5	404	13.0	
1952	25-3	26	169	402	42.0	186	280	66.4	513	19.7	524	20.2	
1953	31-2	33	272	574	47.4	317	425	74.6	734	22.2	861	26.1	
3 yrs.	80-12	90	587			615	933	65.9	1697	18.9	1789	19.9	

Did not play in the NCAA tournament.

Photo from McNeese State sports information




JOE DUMARS

McNeese State • 6-3 • Natchitoches, LA

Year	Team												
	W-L	G	FG	FGA	FG%	FT	FTA	FT%	Reb.	Avg.	Ast.	Pts.	Avg.
1982	14-15	29	206	464	44.4	115	160	71.9	64	2.2	—	527	18.2
1983	16-13	29	212	487	43.5	140	197	71.1	128	4.4	—	564	19.4
1984	16-15	31	275	586	46.9	267	324	82.4	164	5.3	80	817	26.4
1985	18-10	27	248	501	49.5	201	236	85.2	132	4.9	106	697	25.8
4 yrs.	64-53	116	941	2038	46.2	723	917	78.8	488	4.2	186	2605	22.5

Did not play in the NCAA tournament.

Photo by Bill Setliff



TIM DUNCAN

Wake Forest • 6-11 • St. Croix, Virgin Islands

Named player of the year by AP, the USBWA and the NABC in 1997... Wooden Award winner in 1997... Naismith Award winner in 1997... Unanimous first team all-American in 1996 and 1997... USA Olympic team member in 2004... Through the 2005 season, held the NCAA career record for rebounds since 1973... Led the nation in rebounding in 1997... Through the 2005 NCAA tournament, held the tournament career record for blocked shots, and rebounding average for players since 1973... Led all NCAA tournament players in rebounding average in 1995 and 1996... Named to the ESPN Top 50 college players list of all-time in 2005.

Year	Team													— 3-Point —				
	W-L	G	FG	FGA	FG%	FT	FTA	FT%	Reb.	Avg.	Ast.	Bk	St.	Pts.	Avg.			
1994	21-12	33	120	220	54.5	1	1	100.0	82	110	74.5	317	9.6	30	124	12	323	9.8
1995	26-6	32	208	352	59.1	3	7	42.9	118	159	74.2	401	12.5	67	135	13	537	16.8
1996	26-6	32	228	411	55.5	7	23	30.4	149	217	68.7	395	12.3	93	120	22	612	19.1
1997	24-7	31	234	385	60.8	6	22	27.3	171	269	63.6	457	14.7	98	102	22	645	20.8
4 yrs.	97-31	128	790	1368	57.7	17	53	32.1	520	755	68.9	1570	12.3	288	481	69	2117	16.5

NCAA Tournament

Year	Team													— 3-Point —				
	W-L	G	FG	FGA	FG%	FT	FTA	FT%	Reb.	Avg.	Ast.	Bk	St.	Pts.	Avg.			
1994	1-1	2	13	21	61.9	0	0	0.0	6	7	85.7	28	14.0	2	12	1	32	16.0
1995	2-1	3	23	35	65.7	0	0	0.0	12	22	54.5	43	14.3	6	16	3	58	19.3
1996	3-1	4	20	39	51.3	1	2	50.0	23	32	71.9	52	13.0	10	14	2	64	16.0
1997	1-1	2	13	24	54.2	1	2	50.0	13	17	76.5	42	21.0	4	8	2	40	20.0
4 yrs.	7-4	11	69	119	58.0	2	4	50.0	54	78	69.2	165	15.0	22	50	8	194	17.6

BOB ELLIOTT

Arizona • 6-10 • Ann Arbor, MI

First team academic all-American in 1976 and 1977.

Year	Team											
	W-L	G	FG	FGA	FG%	FT	FTA	FT%	RBs	Avg.	Pts.	Avg.
1974	19-7	26	158	323	48.9	113	157	72.0	278	10.7	429	16.5
1975	22-7	29	273	507	53.8	131	208	63.0	222	7.7	677	23.3
1976	24-9	33	225	406	55.4	145	225	64.4	341	10.3	595	18.0
1977	21-6	26	152	276	55.1	126	177	71.2	242	9.3	430	16.5
3 yrs.	86-29	114	808	1512	53.4	515	767	67.1	1083	9.5	2131	18.7

NCAA Tournament

Year	Team											
	W-L	G	FG	FGA	FG%	FT	FTA	FT%	RBs	Avg.	Pts.	Avg.
1976	2-1	3	16	31	51.6	12	21	57.1	26	8.7	44	14.7
1977	0-1	1	9	12	75.0	5	6	83.3	6	6.0	23	23.0
2 yrs.	2-2	4	25	43	58.1	17	27	63.0	32	8.0	67	16.8




Photo from Arizona sports information

SEAN ELLIOTT

Arizona • 6-8 • Tucson, AZ

Named player of the year by AP and the NABC in 1989... Wooden Award winner in 1989... Unanimous first team all-American in 1988 and 1989... NCAA all-tournament team in 1988.

Year	Team												— 3-Point —			Reb.	Avg.	Ast.	Bk	St.	Pts.	Avg.
	W-L	G	FG	FGA	FG%	FG	FGA	FG%	FT	FTA	FT%											
1986	23-9	32	187	385	48.6	—	—	—	125	167	74.9	171	5.3	70	8	22	499	15.6				
1987	18-12	30	209	410	51.0	33	89	37.1	127	165	77.0	181	6.0	110	6	21	578	19.3				
1988	35-3	38	263	461	57.0	41	87	47.1	176	222	79.3	219	5.8	137	15	28	743	19.6				
1989	29-4	33	237	494	48.0	66	151	43.7	195	232	84.1	237	7.2	134	9	32	735	22.3				
4 yrs.	105-28	133	896	1750	51.2	140	327	42.8	623	786	79.3	808	6.1	451	38	103	2555	19.2				

NCAA Tournament

Year	Team												— 3-Point —			Reb.	Avg.	Ast.	Bk	St.	Pts.	Avg.
	W-L	G	FG	FGA	FG%	FG	FGA	FG%	FT	FTA	FT%											
1986	0-1	1	10	17	58.8	—	—	—	0	0	-	6	6.0	6	0	0	20	20.0				
1987	0-1	1	9	16	56.3	3	3	100.0	5	8	62.5	6	6.0	4	0	1	26	26.0				
1988	4-1	5	43	76	56.6	9	19	47.4	21	24	87.5	29	5.8	18	2	3	116	23.2				
1989	2-1	3	26	44	59.1	6	10	60.0	16	19	84.2	27	9.0	6	1	3	74	24.7				
4 yrs.	6-4	10	88	153	57.5	18	32	56.3	42	51	82.4	68	6.8	34	3	7	236	23.6				





Photo by Jeff Wallace

DALE ELLIS

Tennessee • 6-7 • Marietta, GA

Consensus first team all-American in 1983... Consensus second team all-American in 1982.

Year	Team											
	W-L	G	FG	FGA	FG%	FT	FTA	FT%	RBs	Avg.	Pts.	Avg.
1980	18-11	27	81	182	44.5	31	40	77.5	96	3.6	193	7.1
1981	21-8	29	215	360	59.7	83	111	74.8	185	6.4	513	17.7
1982	20-10	30	257	393	65.4	121	152	79.6	189	6.3	635	21.2
1983	20-12	32	279	464	60.1	166	221	75.1	209	6.5	724	22.6
4 yrs.	79-41	118	832	1399	59.5	401	524	76.5	679	5.8	2065	17.5

NCAA Tournament

Year	Team											
	W-L	G	FG	FGA	FG%	FT	FTA	FT%	RBs	Avg.	Pts.	Avg.
1980	1-1	2	4	12	33.3	1	2	50.0	5	2.5	9	4.5
1981	1-1	2	16	25	64.0	3	4	75.0	15	7.5	35	17.5
1982	1-1	2	14	25	56.0	11	14	78.6	15	7.5	39	19.5
1983	1-1	2	13	22	59.1	7	13	53.8	9	4.5	33	16.5
4 yrs.	4-4	8	47	84	56.0	22	33	66.7	44	5.5	116	14.5





Photo from Tennessee sports information

Photo from Louisville sports information



PERVIS ELLISON

Louisville • 6-9 • Savannah, GA


Consensus first team all-American in 1989... NCAA tournament MVP in 1986... NCAA all-tournament team in 1986... Led all NCAA tournament players in rebounds in 1986, and rebounding average in 1988 and 1989... Played on the NCAA championship team in 1986.

Year	Team				— 3-Point —			FT	FTA	FT%	Reb.	Avg.	Ast.	Bk	St.	Pts.	Avg.	
	W-L	G	FG	FGA	FG%	FG	FGA											FG%
1986	32-7	39	210	379	55.4	—	—	—	90	132	68.2	318	8.2	78	92	50	510	13.1
1987	18-14	31	185	347	53.3	0	0	0.0	100	139	71.9	270	8.7	56	82	36	470	15.2
1988	24-11	35	235	391	60.1	1	2	50.0	146	211	69.2	291	8.3	108	102	46	617	17.6
1989	24-9	31	227	369	61.5	0	1	0.0	92	141	65.2	270	8.7	78	98	39	546	17.6
4 yrs.	98-41	136	857	1486	57.7	1	3	33.3	428	623	68.7	1149	8.4	320	374	171	2143	15.8

NCAA Tournament

Year	Team				— 3-Point —			FT	FTA	FT%	Reb.	Avg.	Ast.	Bk	St.	Pts.	Avg.	
	W-L	G	FG	FGA	FG%	FG	FGA											FG%
1986	6-0	6	40	68	58.8	—	—	—	13	20	65.0	57	9.5	6	11	8	93	15.5
1988	2-1	3	30	45	66.7	0	1	0.0	10	17	58.8	33	11.0	9	8	1	70	23.3
1989	2-1	3	15	24	62.5	0	0	0.0	11	18	61.1	31	10.3	15	13	3	41	13.7
3 yrs.	10-2	12	85	137	62.0	0	1	0.0	34	55	61.8	121	10.1	30	32	12	204	17.0

Photo from Texas Tech sports information



ANDRE EMMETT

Texas Tech • 6-5 • Dallas, TX


Consensus first team all-American in 2004.

Year	Team				— 3-Point —			FT	FTA	FT%	Reb.	Avg.	Ast.	Bk	St.	Pts.	Avg.	
	W-L	G	FG	FGA	FG%	FG	FGA											FG%
2001	9-19	28	83	210	39.5	18	62	29.0	31	49	63.3	102	3.6	28	4	16	215	7.7
2002	23-9	32	242	466	51.9	9	28	32.1	106	157	67.5	212	6.6	48	13	40	599	18.7
2003	22-13	34	297	595	49.9	11	38	28.9	136	191	71.2	226	6.6	63	16	64	741	21.8
2004	23-11	34	260	496	52.4	16	45	35.6	165	226	73.0	225	6.6	62	10	44	701	20.6
4 yrs.	77-52	128	882	1767	49.9	54	173	31.2	438	623	70.3	765	6.0	201	43	164	2256	17.6

NCAA Tournament

Year	Team				— 3-Point —			FT	FTA	FT%	Reb.	Avg.	Ast.	Bk	St.	Pts.	Avg.	
	W-L	G	FG	FGA	FG%	FG	FGA											FG%
2002	0-1	1	4	17	23.5	0	1	0.0	1	2	50.0	3	3.0	2	0	3	3	3.0
2004	1-1	2	14	24	58.3	2	4	50.0	8	12	66.7	12	6.0	5	1	4	38	19.0
2 yrs.	1-2	3	18	41	43.9	2	5	40.0	9	14	64.3	15	5.0	7	1	7	47	15.7

Photo from South Carolina sports information



ALEX ENGLISH

South Carolina • 6-8 • Columbia, SC

Enshrined as a player into the Naismith Memorial Basketball Hall of Fame in 1997.

Year	Team				FT	FTA	FT%	RBs	Avg.	Pts.	Avg.	
	W-L	G	FG	FGA								FG%
1973	22-7	29	189	368	51.4	44	70	62.9	306	10.6	422	14.6
1974	22-5	27	209	395	52.9	75	112	67.0	237	8.8	493	18.3
1975	19-9	28	199	359	55.4	49	77	63.6	244	8.7	447	16.0
1976	18-9	27	258	468	55.1	94	134	70.1	277	10.3	610	22.6
4 yrs.	81-30	111	855	1590	53.8	262	393	66.7	1064	9.6	1972	17.8

NCAA Tournament

Year	Team				FT	FTA	FT%	RBs	Avg.	Pts.	Avg.	
	W-L	G	FG	FGA								FG%
1973	1-1	2	18	33	54.5	5	5	100.0	18	9.0	41	20.5
1974	0-1	1	5	15	33.3	1	2	50.0	11	11.0	11	11.0
2 yrs.	1-2	3	23	48	47.9	6	7	85.7	29	9.7	52	17.3

JULIUS "DR. J." ERVING

Massachusetts • 6-6 • Roosevelt, NY

Enshrined as a player into the Naismith Memorial Basketball Hall of Fame in 1993... One of only five players to average 20 points and 20 rebounds per game over his career... Named to the ESPN Top 50 college players list of all-time in 2005... Named to the 50 greatest players list in NBA history in 1996.

Year	Team		G	FG	FGA	FG%	FT	FTA	FT%	RBs	Avg.	Pts.	Avg.
	W-L												
1970	18-7		25	238	468	50.9	167	230	72.6	522	20.9	643	25.7
1971	23-4		27	286	609	47.0	155	206	75.2	527	19.5	727	26.9
2 yrs.	41-11	52	524	1077	48.7	322	436	73.9	1049	20.2	1370	26.3	

Did not play in the NCAA tournament.




Photo from Massachusetts sports information

PATRICK EWING

Georgetown • 7-0 • Cambridge, MA

Named player of the year by AP and the NABC in 1985... Naismith Award winner in 1985... Unanimous first team all-American in 1984 and 1985... Consensus first team all-American in 1983... USA Olympic team member in 1984 and 1992... Named to the NCAA tournament all-decade team for the 1980s... NCAA tournament MVP in 1984... NCAA all-tournament team in 1982, 1984 and 1985... Played on the NCAA championship team in 1984... Named to the ESPN Top 50 college players list of all-time in 2005... Named to the 50 greatest players list in NBA history in 1996.

Year	Team		G	FG	FGA	FG%	FT	FTA	FT%	Reb.	Avg.	Ast.	Pts.	Avg.
	W-L													
1982	30-7		37	183	290	63.1	103	167	61.7	279	7.5	—	469	12.7
1983	22-10		32	212	372	57.0	141	224	62.9	325	10.2	—	565	17.7
1984	34-3		37	242	368	65.8	124	189	65.6	371	10.0	31	608	16.4
1985	35-3		37	220	352	62.5	102	160	63.8	341	9.2	48	542	14.6
4 yrs.	121-23	143	857	1382	62.0	470	740	63.5	1316	9.2	79	2184	15.3	

NCAA Tournament

Year	Team		G	FG	FGA	FG%	FT	FTA	FT%	Reb.	Avg.	Ast.	Pts.	Avg.
	W-L													
1982	4-1		5	29	46	63.0	8	11	72.7	38	7.6	—	66	13.2
1983	1-1		2	16	27	59.3	11	14	78.6	20	10.0	—	43	21.5
1984	5-0		5	24	41	58.5	11	14	78.6	47	9.4	8	59	11.8
1985	5-1		6	35	64	54.7	18	30	60.0	39	6.5	8	88	14.7
4 yrs.	15-3	18	104	178	58.4	48	69	69.6	144	8.0	16	256	14.2	




Photo by Rich Clarkson

ARNIE FERRIN

Utah • 6-4 • Ogden, UT

Consensus first team all-American in 1945... Consensus second team all-American in 1944, 1947 and 1948... Named to the NCAA tournament all-decade team for the 1940s... NCAA tournament MVP in 1944... Played on the NCAA championship team in 1944... Played on the post-season NIT title team in 1947.

Year	Team		G	FG	FGA	FG%	FT	FTA	FT%	Pts.	Avg.
	W-L										
1944	21-4		24	127		47				301	12.5
1945	17-4		18							315	17.5
1946	Military Service (Army)										
1947	19-5		20	82		63				227	11.4
1948	11-9		20	96		90	122	73.8		282	14.1
4 yrs.	68-22	82								1125	13.7

NCAA Tournament

Year	Team		G	FG	FGA	FG%	FT	FTA	FT%	Pts.	Avg.
	W-L										
1944	3-0		3	16		8				40	13.3





Photo from UPI/Bettmann Newsphotos

Photo from Duke sports information



DANNY FERRY

Duke • 6-10 • Bowie, MD

Named player of the year by UPI and the USBWA in 1989... Naismith Award winner in 1989... Unanimous first team all-American in 1989... Consensus second team all-American in 1988... Through the 2005 season, shared the NCAA season record for games played in 1986... NCAA all-tournament team in 1989.

Year	Team					— 3-Point —			FT	FTA	FT%	Reb.	Avg.	Ast.	Bk	St.	Pts.	Avg.
	W-L	G	FG	FGA	FG%	FG	FGA	FG%										
1986	37-3	40	91	198	46.0	—	—	—	54	86	62.8	221	5.5	129	5	53	236	5.9
1987	24-9	33	172	383	44.9	25	63	39.7	92	109	84.4	256	7.8	141	18	31	461	14.0
1988	28-7	35	247	519	47.6	38	109	34.9	135	163	82.8	266	7.6	139	24	44	667	19.1
1989	28-8	35	300	575	52.2	45	106	42.5	146	193	75.6	260	7.4	166	20	55	791	22.6
4 yrs.	117-27	143	810	1675	48.4	108	278	38.8	427	551	77.5	1003	7.0	575	67	183	2155	15.1

NCAA Tournament

Year	Team					— 3-Point —			FT	FTA	FT%	Reb.	Avg.	Ast.	Bk	St.	Pts.	Avg.
	W-L	G	FG	FGA	FG%	FG	FGA	FG%										
1986	5-1	6	17	29	58.6	—	—	—	7	10	70.0	30	5.0	5	0	1	41	6.8
1987	2-1	3	11	21	52.4	4	5	80.0	2	3	66.7	17	5.7	9	1	1	28	9.3
1988	4-1	5	34	81	42.0	1	11	9.1	20	25	80.0	46	9.2	17	5	4	89	17.8
1989	4-1	5	39	87	44.8	5	14	35.7	28	38	73.7	38	7.6	17	1	4	111	22.2
4 yrs.	15-4	19	101	218	46.3	10	30	33.3	57	76	75.0	131	6.9	48	7	10	269	14.2

Photo from Butler sports information



DARRIN FITZGERALD


Butler • 5-9 • Indianapolis, IN

Through the 2005 season, held the NCAA season record for three-point field goals made and attempted in 1987... Led the nation in three-point field goals made per game in 1987.

Year	Team					— 3-Point —			FT	FTA	FT%	Reb.	Avg.	Ast.	Bk	St.	Pts.	Avg.
	W-L	G	FG	FGA	FG%	FG	FGA	FG%										
1984	13-15	28	162	316	51.3	—	—	—	53	68	77.9	88	3.1	117	—	—	377	13.5
1985	19-10	29	195	403	48.4	—	—	—	65	76	85.5	77	2.7	115	—	—	455	15.7
1986	9-19	28	194	435	44.6	—	—	—	65	78	83.3	76	2.7	56	6	32	453	16.2
1987	12-16	28	250	568	44.0	158	362	43.6	76	98	77.6	93	3.3	100	0	49	734	26.2
4 yrs.	53-60	113	801	1722	46.5	158	362	43.6	259	320	80.9	334	3.0	388	6	81	2019	17.9

Did not play in the NCAA tournament.

Photo from Iowa State sports information



MARCUS FIZER

Iowa State • 6-8 • Arcadia, LA

Consensus first team all-American in 2000... Led all NCAA tournament players in scoring average in 2000.

Year	Team					— 3-Point —			FT	FTA	FT%	Reb.	Avg.	Ast.	Bk	St.	Pts.	Avg.
	W-L	G	FG	FGA	FG%	FG	FGA	FG%										
1998	12-18	30	173	365	47.4	0	2	0.0	101	164	61.6	202	6.7	19	27	32	447	14.9
1999	15-15	30	190	422	45.0	6	28	21.4	153	208	73.6	229	7.6	34	23	29	530	18.0
2000	32-5	37	327	562	58.2	15	42	35.7	175	239	73.2	285	7.7	41	39	29	844	22.8
3 yrs.	59-38	97	690	1349	51.1	21	72	29.2	429	611	70.2	716	7.4	94	89	90	1830	18.9

NCAA Tournament

Year	Team					— 3-Point —			FT	FTA	FT%	Reb.	Avg.	Ast.	Bk	St.	Pts.	Avg.
	W-L	G	FG	FGA	FG%	FG	FGA	FG%										
2000	3-1	4	32	67	47.8	2	12	16.7	14	17	82.4	36	9.0	3	4	2	80	20.0

VERN FLEMING

Georgia • 6-5 • New York, NY

USA Olympic team member in 1984.

Year	Team												
	W-L	G	FG	FGA	FG%	FT	FTA	FT%	Reb.	Avg.	Ast.	Pts.	Avg.
1981	19-12	30	108	225	48.0	85	122	69.7	80	2.7	—	301	10.0
1982	19-12	31	117	236	49.6	73	114	64.0	120	3.9	—	307	9.9
1983	24-10	34	227	424	53.5	121	169	71.6	158	4.7	—	575	16.9
1984	17-13	30	248	493	50.3	98	130	75.4	120	4.0	103	594	19.8
4 yrs.	79-47	125	700	1378	50.8	377	535	70.5	478	3.8	103	1777	14.2

NCAA Tournament

Year	Team												
	W-L	G	FG	FGA	FG%	FT	FTA	FT%	Reb.	Avg.	Ast.	Pts.	Avg.
1983	3-1	4	25	57	43.9	7	11	63.6	28	7.0	—	57	14.3





Photo from Georgia sports information

ROD FLETCHER

Illinois • 6-4 • Champaign, IL

Consensus first team all-American in 1952.

Year	Team												
	W-L	G	FG	FGA	FG%	FT	FTA	FT%	RBs	Avg.	Pts.	Avg.	
1950	14-8	22	39	176	22.2	24	48	50.0	—	—	102	4.6	
1951	22-5	27	115	338	34.0	60	111	54.1	—	—	290	10.7	
1952	19-3	22	90	311	28.9	65	116	56.0	—	—	245	11.1	
3 yrs.	55-16	71	244	825	29.6	149	275	54.2	—	—	637	9.0	

NCAA Tournament

Year	Team												
	W-L	G	FG	FGA	FG%	FT	FTA	FT%	RBs	Avg.	Pts.	Avg.	
1951	3-1	4	28	66	42.4	11	25	44.0	40	10.0	67	16.8	
1952	3-1	4	15	—	—	15	26	57.7	—	—	45	11.3	
2 yrs.	6-2	8	43	—	—	26	51	51.0	—	—	112	14.0	




Photo from Illinois sports information

DARRELL FLOYD

Furman • 6-1 • Morehead, KY

Consensus second team all-American in 1955 and 1956...Led the nation in scoring in 1955 and 1956.

Year	Team												
	W-L	G	FG	FGA	FG%	FT	FTA	FT%	RBs	Avg.	Pts.	Avg.	
1954	20-9	18	185	417	44.4	68	81	84.0	141	7.8	438	24.3	
1955	17-10	25	344	796	43.2	209	267	78.3	208	8.3	897	35.9	
1956	12-16	28	339	850	39.9	268	350	76.6	262	9.4	946	33.8	
3 yrs.	49-35	71	868	2063	42.1	545	698	78.1	611	8.6	2281	32.1	

Did not play in the NCAA tournament.





Photo from Furman sports information

Photo by Malcolm W. Emmons



ERIC "SLEEPY" FLOYD

Georgetown • 6-3 • Gastonia, NC


Unanimous first team all-American in 1982...NCAA all-tournament team in 1982...Led all NCAA tournament players in free-throw percentage in 1980.

Team												
Year	W-L	G	FG	FGA	FG%	FT	FTA	FT%	RBs	Avg.	Pts.	Avg.
1979	24-5	29	177	388	45.6	126	155	81.3	119	4.1	480	16.6
1980	26-6	32	246	444	55.4	106	140	75.7	98	3.1	598	18.7
1981	20-12	32	237	508	46.7	133	165	80.6	133	4.2	607	19.0
1982	30-7	37	249	494	50.4	121	168	72.0	127	3.4	619	16.7
4 yrs.	100-30	130	909	1834	49.6	486	628	77.4	477	3.7	2304	17.7

NCAA Tournament

Team												
Year	W-L	G	FG	FGA	FG%	FT	FTA	FT%	RBs	Avg.	Pts.	Avg.
1979	0-1	1	4	17	23.5	0	0	0.0	2	2.0	8	8.0
1980	2-1	3	29	50	58.0	12	14	85.7	10	3.3	70	23.3
1981	0-1	1	8	17	47.1	6	7	85.7	2	2.0	22	22.0
1982	4-1	5	33	57	57.9	14	17	82.4	16	3.2	80	16.0
3 yrs.	6-4	10	74	141	52.5	32	38	84.2	30	3.0	180	18.0

Photo from Mississippi Valley sports information



ALPHONSO FORD


Mississippi Valley • 6-2 • Greenwood, MS

Team													— 3-Point —					
Year	W-L	G	FG	FGA	FG%	FG	FGA	FG%	FT	FTA	FT%	Reb.	Avg.	Ast.	Bk	St.	Pts.	Avg.
1990	11-18	27	289	656	44.1	104	288	36.1	126	171	73.7	133	4.9	50	5	41	808	29.9
1991	9-19	28	325	668	48.7	86	260	33.1	179	234	76.5	167	6.0	38	3	61	915	32.7
1992	16-14	26	255	567	45.0	67	221	30.3	137	181	75.7	145	5.6	96	10	64	714	27.5
1993	13-15	28	252	578	43.6	76	216	35.2	148	187	79.1	147	5.3	108	10	54	728	26.0
4 yrs.	49-66	109	1121	2469	45.4	333	985	33.8	590	773	76.3	592	5.4	292	28	220	3165	29.0

NCAA Tournament

Team													— 3-Point —					
Year	W-L	G	FG	FGA	FG%	FG	FGA	FG%	FT	FTA	FT%	Reb.	Avg.	Ast.	Bk	St.	Pts.	Avg.
1992	0-1	1	7	21	33.3	2	3	66.7	0	0	0.0	2	2.0	1	0	0	16	16.0

Photo from North Carolina sports information



PHIL FORD

North Carolina • 6-2 • Rocky Mount, NC

Named player of the year by the USBWA and the NABC in 1978...Wooden Award winner in 1978...Unanimous first team all-American in 1978...Consensus first team all-American in 1977...Consensus second team all-American in 1976...USA Olympic team member in 1976...Represented 1976 Olympians at 1977 NCAA Awards Banquet...Led all NCAA tournament players in free-throw percentage in 1975 and 1977...Named to the ESPN Top 50 college players list of all-time in 2005.

Team												
Year	W-L	G	FG	FGA	FG%	FT	FTA	FT%	RBs	Avg.	Pts.	Avg.
1975	23-8	31	191	370	51.6	126	161	78.3	85	2.7	508	16.4
1976	25-4	29	206	387	53.2	128	164	78.0	51	1.8	540	18.6
1977	28-5	33	230	431	53.4	157	184	85.3	63	1.9	617	18.7
1978	23-8	30	238	452	52.7	149	184	81.0	62	2.1	625	20.8
3 yrs.	99-25	123	865	1640	52.7	560	693	80.8	261	2.1	2290	18.6

NCAA Tournament

Team												
Year	W-L	G	FG	FGA	FG%	FT	FTA	FT%	RBs	Avg.	Pts.	Avg.
1975	2-1	3	19	35	54.3	17	18	94.4	6	2.0	55	18.3
1976	0-1	1	1	5	20.0	0	0	0.0	2	2.0	2	2.0
1977	4-1	5	28	63	44.4	20	21	95.2	11	2.2	76	15.2
1978	0-1	1	7	19	36.8	0	0	0.0	1	1.0	14	14.0
4 yrs.	6-4	10	55	122	45.1	37	39	94.9	20	2.0	147	14.7

T.J. FORD

Texas • 5-10 • Houston, TX

Wooden Award winner in 2003... Naismith Award winner in 2003... Unanimous first team all-American in 2003... Led the nation in assists in 2002... Led all NCAA tournament players in assists in 2003.

Year	Team		— 3-Point —															
	W-L	G	FG	FGA	FG%	FG	FGA	FG%	FT	FTA	FT%	Reb.	Avg.	Ast.	Bk	St.	Pts.	Avg.
2002	22-12	33	123	298	41.3	5	33	15.2	107	138	77.5	125	3.8	273	4	72	358	10.8
2003	26-7	33	159	397	40.1	18	68	26.5	159	194	82.0	128	3.9	254	5	66	495	15.0
2 yrs.	48-19	66	282	695	40.6	23	101	22.8	266	332	80.1	253	3.8	527	9	138	853	12.9

NCAA Tournament

Year	Team		— 3-Point —															
	W-L	G	FG	FGA	FG%	FG	FGA	FG%	FT	FTA	FT%	Reb.	Avg.	Ast.	Bk	St.	Pts.	Avg.
2002	2-1	3	11	28	39.3	1	3	33.3	16	19	84.2	9	3.0	18	1	9	39	13.0
2003	4-1	5	19	61	31.1	1	7	14.3	34	39	87.2	25	5.0	51	1	10	73	14.6
2 yrs.	6-2	8	30	89	33.7	2	10	20.0	50	58	86.2	34	4.3	69	2	19	112	14.0




Photo by Steve Moakley, Texas

CHET FORTE

Columbia • 5-9 • Hackensack, NJ

Named player of the year by UPI in 1957... Consensus first team all-American in 1957... Honored by NCAA during 1972 prominent national media salute.

Year	Team														
	W-L	G	FG	FGA	FG%	FT	FTA	FT%	RBs	Avg.	Pts.	Avg.			
1955	17-8	25	186	465	40.0	187	222	84.2	100	4.0	559	22.4			
1956	15-9	16	122	288	42.4	114	139	82.0	82	5.1	358	22.4			
1957	18-6	24	235	583	40.3	224	263	85.2	108	4.5	694	28.9			
3 yrs.	50-23	65	543	1336	40.6	525	624	84.1	290	4.5	1611	24.8			

Did not play in the NCAA tournament.




Photo from Columbia sports information

JOSEPH FORTE

North Carolina • 6-4 • Greenbelt, MD

Unanimous first team all-American in 2001.

Year	Team		— 3-Point —															
	W-L	G	FG	FGA	FG%	FG	FGA	FG%	FT	FTA	FT%	Reb.	Avg.	Ast.	Bk	St.	Pts.	Avg.
2000	22-14	36	228	497	45.9	56	156	35.9	88	117	75.2	198	5.5	94	15	54	600	16.7
2001	26-7	33	251	558	45.0	55	146	37.7	133	156	85.3	201	6.1	116	12	67	690	20.9
2 yrs.	48-21	69	479	1055	45.4	111	302	36.8	221	273	81.0	399	5.8	210	27	121	1290	18.7

NCAA Tournament

Year	Team		— 3-Point —															
	W-L	G	FG	FGA	FG%	FG	FGA	FG%	FT	FTA	FT%	Reb.	Avg.	Ast.	Bk	St.	Pts.	Avg.
2000	4-1	5	35	79	44.3	9	29	31.0	16	20	80.0	31	6.2	8	3	5	95	19.0
2001	1-1	2	8	26	30.8	1	9	11.1	2	2	100.0	16	8.0	5	1	5	19	9.5
2 yrs.	5-2	7	43	105	41.0	10	38	26.3	18	22	81.8	47	6.7	13	4	10	114	16.3





Photo from North Carolina sports information

Photo from Cincinnati sports information



DANNY FORTSON
Cincinnati • 6-7 • Pittsburgh, PA


Unanimous first team all-American in 1997...Consensus second team all-American in 1996.

Year	Team					— 3-Point —			FT	FTA	FT%	Reb.	Avg.	Ast.	Bk	St.	Pts.	Avg.
	W-L	G	FG	FGA	FG%	FG	FGA	FG%										
1995	22-12	34	190	355	53.5	0	1	0.0	134	196	68.4	258	7.6	38	13	32	514	15.1
1996	28-5	33	222	413	53.8	0	1	0.0	220	292	75.3	316	9.6	45	13	40	664	20.1
1997	26-8	33	243	392	62.0	0	1	0.0	217	281	77.2	299	9.1	36	15	19	703	21.3
3 yrs.	76-25	100	655	1160	56.5	0	3	0.0	571	769	74.3	873	8.7	119	41	91	1881	18.8

NCAA Tournament

Year	Team					— 3-Point —			FT	FTA	FT%	Reb.	Avg.	Ast.	Bk	St.	Pts.	Avg.
	W-L	G	FG	FGA	FG%	FG	FGA	FG%										
1995	1-1	2	6	15	40.0	0	0	0.0	5	7	71.4	11	5.5	5	0	2	17	8.5
1996	3-1	4	19	44	43.2	0	0	0.0	26	34	76.5	49	12.3	7	4	6	64	16.0
1997	1-1	2	14	23	60.9	0	0	0.0	12	15	80.0	15	7.5	1	1	2	40	20.0
3 yrs.	5-3	8	39	82	47.6	0	0	0.0	43	56	76.8	75	9.4	13	5	10	121	15.1

Photo from Colgate sports information



ADONAL FOYLE
Colgate • 6-10 • Hamilton, NY


First team academic all-American in 1997...Through the 2005 season, held the NCAA season record for blocked shots per game in 1997...Led the nation in blocked shots in 1997.

Year	Team					— 3-Point —			FT	FTA	FT%	Reb.	Avg.	Ast.	Bk	St.	Pts.	Avg.
	W-L	G	FG	FGA	FG%	FG	FGA	FG%										
1995	17-13	30	207	370	55.9	0	0	0.0	95	190	50.0	371	12.4	36	147	21	509	17.0
1996	15-15	29	228	441	51.7	0	3	0.0	129	264	48.9	364	12.6	44	165	21	585	20.2
1997	12-16	28	277	490	56.5	1	7	14.3	127	261	48.7	368	13.1	54	180	19	682	24.4
3 yrs.	44-44	87	712	1301	54.7	1	10	10.0	351	715	49.1	1103	12.7	134	492	61	1776	20.4

NCAA Tournament

Year	Team					— 3-Point —			FT	FTA	FT%	Reb.	Avg.	Ast.	Bk	St.	Pts.	Avg.
	W-L	G	FG	FGA	FG%	FG	FGA	FG%										
1995	0-1	1	7	16	43.8	0	0	0.0	2	6	33.3	13	13.0	2	1	0	16	16.0
1996	0-1	1	8	20	40.0	0	0	0.0	5	7	71.4	14	14.0	0	6	0	21	21.0
2 yrs.	0-2	2	15	36	41.7	0	0	0.0	7	13	53.8	27	13.5	2	7	0	37	18.5

Photo from Southern Illinois sports information



WALT FRAZIER
Southern Illinois • 6-4 • Atlanta, GA

Enshrined as a player into the Naismith Memorial Basketball Hall of Fame in 1987...Played on the postseason NIT title team in 1967...Named to the 50 greatest players list in NBA history in 1996.

Year	Team					FT	FTA	FT%	Reb.	Avg.	Pts.	Avg.
	W-L	G	FG	FGA	FG%							
1965	20-6	24	161	353	45.6	88	111	79.3	221	9.2	410	17.1
1966	Did not play											
1967	24-2	26	192	397	48.4	90	126	71.4	310	11.9	474	18.2
2 yrs.	44-8	50	353	750	47.1	178	237	75.1	531	10.6	884	17.7

Note: Southern Illinois was a College Division (Division II) school at the time Frazier played.

Did not play in the NCAA tournament.

ROBIN FREEMAN

Ohio State • 5-11 • Cincinnati, OH

Unanimous first team all-American in 1956... Consensus second team all-American in 1955.

Year	Team												
	W-L	G	FG	FGA	FG%	FT	FTA	FT%	RBs	Avg.	Pts.	Avg.	
1954	11-11	22	185	461	40.1	95	122	77.9			465	21.1	
1955	10-12	13	149	341	43.7	111	137	81.0			409	31.5	
1956	16-6	22	259	562	46.1	205	253	81.0			723	32.9	
3 yrs.	37-29	57	593	1364	43.5	411	512	80.3			1597	28.0	

Did not play in the NCAA tournament.




Photo from Ohio State Department of Photography

RICHARD FUQUA

Oral Roberts • 6-4 • Chattanooga, TN

Consensus second team all-American in 1972.

Year	Team												
	W-L	G	FG	FGA	FG%	FT	FTA	FT%	RBs	Avg.	Pts.	Avg.	
1970	27-4	31	228	483	47.2	105	147	71.4	154	5.0	561	18.1	
1971	21-5	26	353	701	50.4	120	171	70.2	116	4.5	826	31.8	
1972	26-2	28	423	941	45.0	160	210	76.2	140	5.0	1006	35.9	
1973	21-6	26	269	713	37.7	73	130	56.2	113	4.3	611	23.5	
4 yrs.	95-17	111	1273	2838	44.9	458	658	69.6	523	4.7	3004	27.1	

Note: Oral Roberts was a College Division (Division II) school in 1970 and 1971.

Did not play in the NCAA tournament.




Photo from Oral Roberts sports information

VERN GARDNER

Utah • 6-4 • Afton, WY

Consensus second team all-American in 1947 and 1949... Played on the postseason NIT title team in 1947.


Year	Team												
	W-L	G	FG	FGA	FG%	FT	FTA	FT%	Pts.	Avg.			
1946	12-8												
1947	19-5												
1948	11-9	19	102			58	90	66.4	262	13.8			
1949	24-8	32							489	15.3			
4 yrs.	66-30												

Did not play in the NCAA tournament.



Photo from Utah sports information

Photo from Minnesota sports information



DICK GARMAKER


Minnesota • 6-3 • Hibbing, MN

Consensus first team all-American in 1955.

Year	Team												
	W-L	G	FG	FGA	FG%	FT	FTA	FT%	RBs	Avg.	Pts.	Avg.	
1954	17-5	22	147	327	45.0	181	251	72.1	155	7.0	475	21.6	
1955	15-7	22	186	507	36.7	161	209	77.0	185	8.4	533	24.2	
2 yrs.	32-12	44	333	834	39.9	342	460	74.3	340	7.7	1008	22.9	

Did not play in the NCAA tournament.

Photo from Loyola Marymount sports information



ERIC "HANK" GATHERS

Loyola Marymount • 6-7 • Philadelphia, PA

Maravich Award winner in 1990...Consensus second team all-American in 1990...Led the nation in scoring and rebounding in 1989.


Year	Team													— 3-Point —				
	W-L	G	FG	FGA	FG%	FG	FGA	FG%	FT	FTA	FT%	Reb.	Avg.	Ast.	Bk	St.	Pts.	Avg.
1986	11-17	28	90	170	52.9	—	—	—	53	92	57.6	143	5.1	23	12	16	233	8.3
1987	Transferred from Southern California																	
1988	28-4	32	304	541	56.2	0	1	0.0	113	208	54.3	278	8.7	40	21	46	721	22.5
1989	20-11	31	419	689	60.8	0	0	0.0	177	315	56.2	426	13.7	65	21	42	1015	32.7
1990	26-6	26	314	528	59.5	0	1	0.0	126	222	56.8	281	10.8	40	24	45	754	29.0
4 yrs.	85-38	117	1127	1928	58.5	0	2	0.0	469	837	56.0	1128	9.6	168	78	149	2723	23.3

NCAA Tournament

Year	Team													— 3-Point —				
	W-L	G	FG	FGA	FG%	FG	FGA	FG%	FT	FTA	FT%	Reb.	Avg.	Ast.	Bk	St.	Pts.	Avg.
1988	1-1	2	16	32	50.0	0	0	0.0	4	14	28.6	24	12.0	2	2	5	36	18.0
1989	0-1	1	12	24	50.0	0	0	0.0	4	11	36.4	17	17.0	1	0	2	28	28.0
2 yrs.	1-2	3	28	56	50.0	0	0	0.0	8	25	32.0	41	13.7	3	2	7	64	21.3

Note: Died before the 1990 NCAA tournament in which team was 3-1.

Photo from Eastern Michigan sports information



GEORGE GERVIN

Eastern Michigan • 6-8 • Los Angeles, CA

Enshrined as a player into the Naismith Memorial Basketball Hall of Fame in 1996...Named to the 50 greatest players list in NBA history in 1996.

Year	Team												
	W-L	G	FG	FGA	FG%	FT	FTA	FT%	Reb.	Avg.	Pts.	Avg.	
1971	23-10	9	65	123	52.8	28	39	71.8	104	11.6	158	17.6	
1972	23-7	30	339	571	59.4	208	265	78.5	458	15.3	886	29.5	
2 yrs.	46-17	39	404	694	58.2	236	304	77.6	562	14.4	1044	26.8	

Did not play in the NCAA tournament.

Note: Eastern Michigan was College Division (Division II) when Gervin was a player.

ARTIS GILMORE

Jacksonville • 7-2 • Chipley, FL

Unanimous first team all-American in 1971...Through the 2005 season, held the NCAA career record for rebounds per game...One of only five players to average 20 points and 20 rebounds per game over his career...Led the nation in rebounding in 1970 and 1971...NCAA all-tournament team in 1970...Led all NCAA tournament players in rebounding in 1970.

Year	Team											
	W-L	G	FG	FGA	FG%	FT	FTA	FT%	RBs	Avg.	Pts.	Avg.
1970	26-2	28	307	529	58.0	128	202	63.4	621	22.2	742	26.5
1971	22-4	26	229	405	56.5	112	188	59.6	603	23.2	570	21.9
2 yrs.	48-6	54	536	934	57.4	240	390	61.5	1224	22.7	1312	24.3

NCAA Tournament

Year	Team											
	W-L	G	FG	FGA	FG%	FT	FTA	FT%	RBs	Avg.	Pts.	Avg.
1970	4-1	5	52	107	48.6	28	43	65.1	93	18.6	132	26.4
1971	0-1	1	3	10	30.0	6	10	60.0	22	22.0	12	12.0
2 yrs.	4-2	6	55	117	47.0	34	53	64.2	115	19.2	144	24.0




Photo by Malcolm W. Emmons

MIKE GMINSKI

Duke • 6-11 • Monroe, CT

Consensus first team all-American in 1979...Consensus second team all-American in 1980...First team academic all-American in 1978, 1979 and 1980...NCAA all-tournament team in 1978...Led all NCAA tournament players in scoring and free-throw percentage in 1978.

Year	Team											
	W-L	G	FG	FGA	FG%	FT	FTA	FT%	RBs	Avg.	Pts.	Avg.
1977	14-13	27	175	340	51.5	64	91	70.3	289	10.7	414	15.3
1978	27-7	32	246	450	54.7	148	176	84.1	319	10.0	640	20.0
1979	22-8	30	218	420	51.9	129	177	72.9	275	9.2	565	18.8
1980	24-9	33	262	487	53.8	180	214	84.1	359	10.9	704	21.3
4 yrs.	87-37	122	901	1697	53.1	521	658	79.2	1242	10.2	2323	19.0

NCAA Tournament

Year	Team											
	W-L	G	FG	FGA	FG%	FT	FTA	FT%	RBs	Avg.	Pts.	Avg.
1978	4-1	5	45	82	54.9	19	21	90.5	47	9.4	109	21.8
1979	0-1	1	6	14	42.9	4	4	100.0	8	8.0	16	16.0
1980	2-1	3	20	43	46.5	13	17	76.5	20	6.7	53	17.7
3 yrs.	6-3	9	71	139	51.1	36	42	85.7	75	8.3	178	19.8



Photo from Duke sports information

TOM GOLA

La Salle • 6-6 • Philadelphia, PA

Named player of the year by UPI in 1955...Unanimous first team all-American in 1954 and 1955...Consensus first team all-American in 1953...Enshrined as a player into the Naismith Memorial Basketball Hall of Fame in 1975...NCAA Silver Anniversary recipient in 1980...Through the 2005 season, held the NCAA career record for rebounds...One of only two players to pull down 2,000 rebounds and score 2,000 points over his career...Named to the NCAA tournament all-decade team for the 1950s...NCAA tournament MVP in 1954...NCAA all-tournament team in 1954 and 1955...Led all NCAA tournament players in points in 1954, and free-throw percentage in 1955...Played on the NCAA championship team in 1954...Played on the postseason NIT title team in 1952...Named to the ESPN Top 50 college players list of all-time in 2005.

Year	Team											
	W-L	G	FG	FGA	FG%	FT	FTA	FT%	RBs	Avg.	Pts.	Avg.
1952	24-5	29	192	528	36.4	121	170	71.2	497	17.1	505	17.4
1953	25-3	28	186	451	41.2	145	186	78.0	434	15.5	517	18.5
1954	26-4	30	252	619	40.7	186	254	73.2	652	21.7	690	23.0
1955	26-5	31	274	624	43.9	202	267	75.7	618	19.9	750	24.2
4 yrs.	101-17	118	904	2222	40.7	654	877	74.6	2201	18.7	2462	20.9


NCAA Tournament

Year	Team											
	W-L	G	FG	FGA	FG%	FT	FTA	FT%	RBs	Avg.	Pts.	Avg.
1954	5-0	5	38			38	52	73.1			114	22.8
1955	4-1	5	39			37	42	88.1			115	23.0
2 yrs.	9-1	10	77			75	94	79.8			229	22.9



Photo from La Salle sports information

Photo from Providence sports information



RYAN GOMES

Providence • 6-7 • Waterbury, CT

Consensus first team all-American in 2004.

Year	Team					— 3-Point —			FT	FTA	FT%	Reb.	Avg.	Ast.	Bk	St.	Pts.	Avg.
	W-L	G	FG	FGA	FG%	FG	FGA	FG%										
2002	15-16	24	132	236	55.9	0	3	0.0	68	111	61.3	188	7.8	37	16	33	332	13.8
2003	18-14	32	213	397	53.7	0	3	0.0	163	194	84.0	311	9.7	66	25	55	589	18.4
2004	20-9	29	192	379	50.7	29	87	33.3	134	154	87.0	274	9.4	67	4	46	547	18.9
2005	14-17	31	247	498	49.6	52	137	38.0	124	161	77.0	255	8.2	100	5	47	670	21.6
4 yrs.	67-56	116	784	1510	51.9	81	230	35.2	489	620	78.9	1028	8.9	270	50	181	2138	18.4

NCAA Tournament

Year	Team					— 3-Point —			FT	FTA	FT%	Reb.	Avg.	Ast.	Bk	St.	Pts.	Avg.
	W-L	G	FG	FGA	FG%	FG	FGA	FG%										
2004	0-1	1	11	22	50.0	1	4	25.0	2	2	100.0	13	13.0	0	0	2	25	25.0

Photo from Kansas sports information



DREW GOODEN

Kansas • 6-10 • Richmond, CA


Named player of the year by the NABC in 2002... Unanimous first team all-American in 2002... Led all NCAA tournament players in rebounding in 2002.

Year	Team					— 3-Point —			FT	FTA	FT%	Reb.	Avg.	Ast.	Bk	St.	Pts.	Avg.
	W-L	G	FG	FGA	FG%	FG	FGA	FG%										
2000	24-10	33	143	317	45.1	5	16	31.3	60	91	65.9	248	7.5	36	25	24	351	10.6
2001	26-7	28	166	322	51.6	4	10	40.0	105	162	64.8	234	8.4	47	29	15	441	15.8
2002	33-4	37	285	566	50.4	10	36	27.8	154	204	75.5	423	11.4	73	53	65	734	19.8
3 yrs.	83-21	98	594	1205	49.3	19	62	30.6	319	457	69.8	905	9.2	156	107	104	1526	15.6

NCAA Tournament

Year	Team					— 3-Point —			FT	FTA	FT%	Reb.	Avg.	Ast.	Bk	St.	Pts.	Avg.
	W-L	G	FG	FGA	FG%	FG	FGA	FG%										
2000	1-1	2	5	19	26.3	0	1	0.0	2	2	100.0	14	7.0	2	0	2	12	6.0
2001	2-1	3	20	37	54.1	1	4	25.0	9	16	56.3	30	10.0	7	6	1	50	16.7
2002	4-1	5	31	68	45.6	2	7	28.6	18	24	75.0	61	12.2	14	6	3	82	16.4
3 yrs.	7-3	10	56	124	45.2	3	12	25.0	29	42	69.0	105	10.5	23	12	6	144	14.4

Photo by Malcolm W. Emmons



GAIL GOODRICH

UCLA • 6-1 • North Hollywood, CA

Unanimous first team all-American in 1965... Enshrined as a player into the Naismith Memorial Basketball Hall of Fame in 1996... Named to the NCAA tournament all-decade team for the 1960s... NCAA all-tournament team in 1964 and 1965... Through the 2005 NCAA tournament, held the Final Four game record for free throws with 18 against Michigan in 1965... Played on the NCAA championship teams in 1964 and 1965.

Year	Team					FT	FTA	FT%	RBs	Avg.	Pts.	Avg.
	W-L	G	FG	FGA	FG%							
1963	20-9	29	117	280	41.8	66	103	64.1	101	3.5	300	10.3
1964	30-0	30	243	530	45.8	160	225	71.1	156	5.2	646	21.5
1965	28-2	30	277	528	52.5	190	265	71.7	158	5.3	744	24.8
3 yrs.	78-11	89	637	1338	47.6	416	593	70.2	415	4.7	1690	19.0

NCAA Tournament

Year	Team					FT	FTA	FT%	RBs	Avg.	Pts.	Avg.
	W-L	G	FG	FGA	FG%							
1963	0-2	2	7	17	41.2	6	9	66.7	4	2.0	20	10.0
1964	4-0	4	28	76	36.8	19	25	76.0	19	4.8	75	18.8
1965	4-0	4	49	88	55.7	42	48	87.5	17	4.3	140	35.0
3 yrs.	8-2	10	84	181	46.4	67	82	81.7	40	4.0	235	23.5

OTTO GRAHAM

Northwestern • 6-0 • Waukegan, IL

Consensus first team all-American in 1944... Consensus second team all-American in 1943.

Year	Team		G	FG	FGA	FG%	FT	FTA	FT%	Pts.	Avg.
	W-L										
1942	8-13		21	103			86			292	13.9
1943	8-9		16	86			51			223	13.9
1944	12-7		17	75			37			187	11.0
3 yrs.	28-29		54	264			174			702	13.0

Note: Graham's 1944 statistics include four games with Colgate in which he had a total of 28 field goals and eight free throws.

Did not play in the NCAA tournament.




Photo from Northwestern sports information

GARY GRANT

Michigan • 6-3 • Canton, OH

Unanimous first team all-American in 1988... Through the 2005 NCAA tournament, was one of seven different players to have a tournament triple-double.

Year	Team		G	FG	FGA	FG%	— 3-Point —			FT	FTA	FT%	Reb.	Avg.	Ast.	Bk	St.	Pts.	Avg.
	W-L						FG	FGA	FG%										
1985	26-4		30	169	307	55.0	—	—	—	49	60	81.7	76	2.5	140	—	—	387	12.9
1986	28-5		33	172	348	49.4	—	—	—	58	78	74.4	104	3.2	185	9	84	402	12.2
1987	20-12		32	286	533	53.7	33	68	48.5	111	142	78.2	159	5.0	172	11	86	716	22.4
1988	26-8		34	269	508	53.0	44	99	44.4	135	167	80.8	116	3.4	234	5	80	717	21.1
4 yrs.	100-29		129	896	1696	52.8	77	167	46.1	353	447	79.0	455	3.5	731	25	250	2222	17.2

NCAA Tournament

Year	Team		G	FG	FGA	FG%	— 3-Point —			FT	FTA	FT%	Reb.	Avg.	Ast.	Bk	St.	Pts.	Avg.
	W-L						FG	FGA	FG%										
1985	1-1		2	3	12	25.0	—	—	—	0	0	0.0	3	1.5	7	—	—	6	3.0
1986	1-1		2	4	14	28.6	—	—	—	2	3	66.7	3	1.5	6	1	1	10	5.0
1987	1-1		2	20	40	50.0	2	5	40.0	8	10	80.0	14	7.0	16	1	1	50	25.0
1988	2-1		3	14	28	50.0	4	9	44.4	3	7	42.9	6	2.0	9	4	2	35	11.7
3 yrs.	5-4		9	41	94	43.6	6	14	42.9	13	20	65.0	26	2.9	38	6	4	101	11.2




Photo by Bob Kaimbach

GREG GRANT

Utah State • 6-7 • Salt Lake City, UT

Brother of Josh Grant.

Year	Team		G	FG	FGA	FG%	FT	FTA	FT%	Reb.	Avg.	Ast.	Bk	St.	Pts.	Avg.
	W-L															
1983	20-9		29	170	303	56.1	87	121	71.9	263	9.1	—	—	—	427	14.7
1984	19-11		30	215	396	54.3	92	136	67.6	236	7.9	88	—	—	522	17.4
1985	17-11		28	217	405	53.6	109	159	68.6	266	9.5	75	—	—	543	19.4
1986	12-16		28	250	500	50.0	132	178	74.2	238	8.5	76	27	66	632	22.6
4 yrs.	68-47		115	852	1604	53.1	420	594	70.7	1003	8.7	239	27	66	2124	18.5

NCAA Tournament

Year	Team		G	FG	FGA	FG%	FT	FTA	FT%	RBs	Avg.	Pts.	Avg.
	W-L												
1983	0-1		1	7	15	46.7	3	5	60.0	10	10.0	17	17.0





Photo from Utah State sports information

Photo from Utah sports information



JOSH GRANT

Utah • 6-9 • Salt Lake City, UT

Led the nation in free-throw percentage in 1993... Brother of Greg Grant.



Year	Team		— 3-Point —															
	W-L	G	FG	FGA	FG%	FG	FGA	FG%	FT	FTA	FT%	Reb.	Avg.	Ast.	Bk	St.	Pts.	Avg.
1989	16-17	33	138	298	46.3	23	76	30.3	46	61	75.4	239	7.2	114	19	42	345	10.5
1990	16-14	30	185	362	51.1	36	90	40.0	90	115	78.3	210	7.0	85	22	50	496	16.5
1991	30-4	34	201	423	47.5	47	130	36.2	146	177	82.5	271	8.0	93	41	61	595	17.5
1992	24-11	3	9	24	37.5	3	9	33.3	7	9	77.8	15	5.0	9	2	2	28	9.3
1993	24-7	31	194	366	53.0	44	100	44.0	104	113	92.0	331	10.7	86	25	36	536	17.3
5 yrs.	110-53	131	727	1473	49.4	153	405	37.8	393	475	82.7	1066	8.1	387	109	191	2000	15.3

Note: Redshirt the 1992 season after a knee injury and surgery.

NCAA Tournament

Year	Team		— 3-Point —															
	W-L	G	FG	FGA	FG%	FG	FGA	FG%	FT	FTA	FT%	Reb.	Avg.	Ast.	Bk	St.	Pts.	Avg.
1991	2-1	3	24	41	58.5	5	13	38.5	15	17	88.2	31	10.3	11	1	7	68	22.7
1993	1-1	2	14	22	63.6	4	6	66.7	9	10	90.0	16	8.0	2	0	4	41	20.5
2 yrs.	3-2	5	38	63	60.3	9	19	47.4	24	27	88.9	47	9.4	13	1	11	109	21.8

Photo from Iowa State sports information



JEFF GRAYER

Iowa State • 6-5 • Flint, MI


USA Olympic team member in 1988.

Year	Team		— 3-Point —															
	W-L	G	FG	FGA	FG%	FG	FGA	FG%	FT	FTA	FT%	Reb.	Avg.	Ast.	Bk	St.	Pts.	Avg.
1985	21-13	33	153	289	52.9	—	—	—	96	147	65.3	213	6.5	63	—	—	402	12.2
1986	22-11	33	281	514	54.7	—	—	—	122	194	62.9	208	6.3	48	13	62	684	20.7
1987	13-15	27	228	452	50.4	7	21	33.3	142	192	74.0	189	7.0	66	45	17	605	22.4
1988	20-12	32	312	597	52.3	20	61	32.8	167	235	71.1	300	9.4	75	18	58	811	25.3
4 yrs.	76-51	125	974	1852	52.6	27	82	32.9	527	768	68.6	910	7.3	252	76	137	2502	20.0

NCAA Tournament

Year	Team		— 3-Point —															
	W-L	G	FG	FGA	FG%	FG	FGA	FG%	FT	FTA	FT%	Reb.	Avg.	Ast.	Bk	St.	Pts.	Avg.
1985	0-1	1	8	14	57.1	—	—	—	5	6	83.3	9	9.0	3	—	—	21	21.0
1986	2-1	3	19	38	50.0	—	—	—	18	25	72.0	24	8.0	4	0	4	56	18.7
1988	0-1	1	13	23	56.5	0	1	0.0	3	4	75.0	8	8.0	4	0	1	29	29.0
3 yrs.	2-3	5	40	75	53.3	0	1	0.0	26	35	74.3	41	8.2	11	0	5	106	21.2

Photo from Michigan sports information



RICKEY GREEN

Michigan • 6-2 • Chicago, IL

Unanimous first team all-American in 1977... NCAA all-tournament team in 1976.

Year	Team												
	W-L	G	FG	FGA	FG%	FT	FTA	FT%	RBs	Avg.	Pts.	Avg.	
1976	25-7	32	266	542	49.1	106	135	78.5	117	3.7	638	19.9	
1977	26-4	28	224	464	48.3	98	128	76.6	81	2.9	546	19.5	
2 yrs.	51-11	60	490	1006	48.7	204	263	77.6	198	3.3	1184	19.7	

NCAA Tournament

Year	Team												
	W-L	G	FG	FGA	FG%	FT	FTA	FT%	RBs	Avg.	Pts.	Avg.	
1976	4-1	5	32	88	36.4	17	21	81.0	25	5.0	81	16.2	
1977	2-1	3	30	53	56.6	8	14	57.1	11	3.7	68	22.7	
2 yrs.	6-2	8	62	141	44.0	25	35	71.4	36	4.5	149	18.6	

SIHUGO "SI" GREEN

Duquesne • 6-3 • Brooklyn, NY

Unanimous first team all-American in 1956...Consensus first team all-American in 1955...
 Played on the postseason NIT title team in 1955.

Year	Team											
	W-L	G	FG	FGA	FG%	FT	FTA	FT%	RBs	Avg.	Pts.	Avg.
1954	26-3	29	151	377	40.1	88	146	60.3	239	8.2	390	13.4
1955	22-4	25	206	470	43.8	139	235	59.1	341	13.6	551	22.0
1956	17-10	27	241	570	42.3	180	258	69.8	356	13.2	662	24.5
3 yrs.	65-17	81	598	1417	42.2	407	639	63.7	936	11.6	1603	19.8

Did not play in the NCAA tournament.




Photo by United Press International

SIDNEY GREEN

UNLV • 6-9 • Brooklyn, NY

Consensus second team all-American in 1983.

Year	Team											
	W-L	G	FG	FGA	FG%	FT	FTA	FT%	RBs	Avg.	Pts.	Avg.
1980	23-9	32	201	388	51.8	96	132	72.7	354	11.1	498	15.6
1981	16-12	26	153	297	51.5	85	120	70.8	284	10.9	391	15.0
1982	20-10	30	200	374	53.5	100	130	76.9	270	9.0	500	16.7
1983	28-3	31	269	491	54.8	142	203	70.0	368	11.9	680	21.9
4 yrs.	87-34	119	823	1550	53.1	423	585	72.3	1276	10.7	2069	17.4

NCAA Tournament

Year	Team											
	W-L	G	FG	FGA	FG%	FT	FTA	FT%	RBs	Avg.	Pts.	Avg.
1983	0-1	1	9	16	56.3	9	9	100.0	10	10.0	27	27.0




Photo from UNLV sports information

DAVID GREENWOOD

UCLA • 6-9 • Los Angeles, CA

Unanimous first team all-American in 1978...Consensus first team all-American in 1979.

Year	Team											
	W-L	G	FG	FGA	FG%	FT	FTA	FT%	RBs	Avg.	Pts.	Avg.
1976	27-5	31	62	122	50.8	28	35	80.0	114	3.7	152	4.9
1977	24-5	29	202	395	51.1	80	112	71.4	280	9.7	484	16.7
1978	25-3	28	196	364	53.8	97	133	72.9	319	11.4	489	17.5
1979	25-5	30	247	421	58.7	102	126	81.0	309	10.3	596	19.9
4 yrs.	101-18	118	707	1302	54.3	307	406	75.6	1022	8.7	1721	14.6

NCAA Tournament

Year	Team											
	W-L	G	FG	FGA	FG%	FT	FTA	FT%	RBs	Avg.	Pts.	Avg.
1976	4-1	5	14	29	48.3	6	8	75.0	32	6.4	34	6.8
1977	1-1	2	12	31	38.7	4	6	66.7	21	10.5	28	14.0
1978	1-1	2	15	28	53.6	1	5	20.0	14	7.0	31	15.5
1979	2-1	3	32	53	60.4	10	12	83.3	25	8.3	74	24.7
4 yrs.	8-4	12	73	141	51.8	21	31	67.7	92	7.7	167	13.9





Photo by Malcolm W. Emmons

Photo from Marshall sports information



HAROLD "HAL" GREER

Marshall • 6-2 • Huntington, WV


Enshrined as a player into the Naismith Memorial Basketball Hall of Fame in 1981...Named to the 50 greatest players list in NBA history in 1996.

Team													
Year	W-L	G	FG	FGA	FG%	FT	FTA	FT%	RBs	Avg.	Pts.	Avg.	
1956	18-5	23	128	213	60.1	101	145	69.7	153	6.7	357	15.5	
1957	15-9	24	167	329	50.8	119	156	76.3	332	13.8	453	18.9	
1958	17-7	24	236	432	54.6	95	114	83.3	280	11.7	567	23.6	
3 yrs.	50-21	71	531	974	54.5	315	415	75.9	765	10.8	1377	19.4	

NCAA Tournament

Team													
Year	W-L	G	FG	FGA	FG%	FT	FTA	FT%	RBs	Avg.	Pts.	Avg.	
1956	0-1	1	5			2	3	66.7			12	12.0	

Photo from Wake Forest sports information



ROD GRIFFIN

Wake Forest • 6-6 • Fairmont, NC


Consensus second team all-American in 1977 and 1978.

Team													
Year	W-L	G	FG	FGA	FG%	FT	FTA	FT%	RBs	Avg.	Pts.	Avg.	
1975	13-13	25	142	290	49.0	64	97	66.0	190	7.6	348	13.9	
1976	17-10	27	190	367	51.8	102	135	75.6	242	9.0	482	17.9	
1977	22-8	26	198	319	62.1	136	174	78.2	224	8.6	532	20.5	
1978	19-10	29	243	424	57.3	137	191	71.7	291	10.0	623	21.5	
3 yrs.	71-41	107	773	1400	55.2	439	597	73.5	947	8.9	1985	18.6	

NCAA Tournament

Team													
Year	W-L	G	FG	FGA	FG%	FT	FTA	FT%	RBs	Avg.	Pts.	Avg.	
1977	2-1	3	24	36	66.7	15	21	71.4	19	6.3	63	21.0	

Photo by Bill Strauss



DARRELL GRIFFITH

Louisville • 6-4 • Louisville, KY

Wooden Award winner in 1980...Unanimous first team all-American in 1980...NCAA Today's Top Five recipient in 1981...Named to the NCAA tournament all-decade team for the 1980s...NCAA tournament MVP in 1980...NCAA all-tournament team in 1980...Played on the NCAA championship team in 1980...Named to the ESPN Top 50 college players list of all-time in 2005.

Team													
Year	W-L	G	FG	FGA	FG%	FT	FTA	FT%	RBs	Avg.	Pts.	Avg.	
1977	21-7	28	150	299	50.2	59	93	63.4	109	3.9	359	12.8	
1978	23-7	30	240	460	52.2	78	110	70.9	162	5.4	558	18.6	
1979	24-8	32	242	487	49.7	107	151	70.9	140	4.4	591	18.5	
1980	33-3	36	349	631	55.3	127	178	71.3	174	4.8	825	22.9	
4 yrs.	101-25	126	981	1877	52.3	371	532	69.7	585	4.6	2333	18.5	

NCAA Tournament

Team													
Year	W-L	G	FG	FGA	FG%	FT	FTA	FT%	RBs	Avg.	Pts.	Avg.	
1977	0-1	1	6	10	60.0	2	6	33.3	6	6.0	14	14.0	
1978	1-1	2	18	33	54.5	8	10	80.0	7	3.5	44	22.0	
1979	1-1	2	11	28	39.3	7	7	100.0	7	3.5	29	14.5	
1980	5-0	5	47	91	51.6	22	31	71.0	27	5.4	116	23.2	
4 yrs.	7-3	10	82	162	50.6	39	54	72.2	47	4.7	203	20.3	

DICK GROAT

Duke • 6-0 • Swissvale, PA

Unanimous first team all-American in 1952... Consensus second team all-American in 1951.

Year	Team												
	W-L	G	FG	FGA	FG%	FT	FTA	FT%	Reb.	Avg.	Pts.	Avg.	
1950	15-15	19	109	256	42.6	57	98	58.2	—	—	275	14.5	
1951	20-13	33	285	713	40.0	261	331	78.9	—	—	831	25.2	
1952	24-6	30	288	700	41.1	204	281	72.6	229	7.6	780	26.0	
3 yrs.	59-34	82	682	1669	40.9	522	710	73.5			1886	23.0	

Did not play in the NCAA tournament.




Photo from Duke sports information

ERNIE GRUNFELD

Tennessee • 6-6 • Forrest Hills, NY

Consensus second team all-American in 1977... USA Olympic team member in 1976.

Year	Team												
	W-L	G	FG	FGA	FG%	FT	FTA	FT%	Reb.	Avg.	Pts.	Avg.	
1974	17-9	26	180	363	49.6	93	128	72.7	188	7.2	453	17.4	
1975	18-8	20	184	401	45.9	107	132	81.1	128	6.4	475	23.8	
1976	21-6	27	255	485	52.6	173	214	80.8	172	6.4	683	25.3	
1977	22-6	28	248	463	53.6	142	179	79.3	176	6.3	638	22.8	
4 yrs.	78-29	101	867	1712	50.6	515	653	78.9	664	6.6	2249	22.3	

NCAA Tournament

Year	Team												
	W-L	G	FG	FGA	FG%	FT	FTA	FT%	Reb.	Avg.	Pts.	Avg.	
1976	0-1	1	13	23	56.5	10	13	76.9	8	8.0	36	36.0	
1977	0-1	1	10	16	62.5	6	11	54.5	12	12.0	26	26.0	
2 yrs.	0-2	2	23	39	59.0	16	24	66.7	20	10.0	62	31.0	




Photo from Tennessee sports information

A.J. GUYTON

Indiana • 6-0 • Peoria, IL

Unanimous first team all-American in 2000.

Year	Team													— 3-Point —				
	W-L	G	FG	FGA	FG%	FG	FGA	FG%	FT	FTA	FT%	Reb.	Avg.	Ast.	Bk	St.	Pts.	Avg.
1997	22-11	33	157	361	43.5	56	145	38.6	80	84	85.1	110	3.3	129	17	40	450	13.6
1998	20-12	32	188	402	46.8	79	180	43.9	82	107	76.6	112	3.5	118	8	37	537	16.8
1999	23-11	34	198	435	45.5	76	187	40.6	71	94	75.5	117	3.4	88	2.6	22	543	16.0
2000	20-9	29	204	444	45.9	72	172	41.9	90	114	78.9	80	2.8	68	2.3	29	570	19.7
4 yrs.	85-43	128	747	1642	45.5	283	684	41.4	323	409	79.0	419	3.3	403	52	128	2100	16.4

NCAA Tournament

Year	Team													— 3-Point —				
	W-L	G	FG	FGA	FG%	FG	FGA	FG%	FT	FTA	FT%	Reb.	Avg.	Ast.	Bk	St.	Pts.	Avg.
1997	0-1	1	5	10	50.0	3	6	50.0	4	4	100.0	5	5.0	0	1	3	17	17.0
1998	1-1	2	14	25	56.0	6	13	46.2	6	6	100.0	7	3.5	7	0	0	40	20.0
1999	1-1	2	8	17	47.1	2	5	40.0	2	4	50.0	2	1.0	6	0	0	20	10.0
2000	0-1	1	0	2	0.0	0	2	0.0	3	5	60.0	1	1.0	2	0	1	3	3.0
4 yrs.	2-4	6	27	54	50.0	11	26	42.3	15	19	78.9	15	2.5	15	1	4	80	13.3





Photo from Indiana sports information

Photo from Kentucky sports information



CLIFF HAGAN

Kentucky • 6-4 • Owensboro, KY


Consensus first team all-American in 1952 and 1954... Enshrined as a player into the Naismith Memorial Basketball Hall of Fame in 1977... Played on the NCAA championship team in 1951.

Year	Team											
	W-L	G	FG	FGA	FG%	FT	FTA	FT%	RBs	Avg.	Pts.	Avg.
1951	32-2	20	69	188	36.7	45	61	73.8	169	8.5	183	9.2
1952	29-3	32	264	633	41.7	164	235	69.8	528	16.5	692	21.6
1953	Kentucky on NCAA probation and did not play											
1954	25-0	25	234	514	45.5	132	191	69.1	338	13.5	600	24.0
3 yrs.	86-5	77	567	1335	42.5	341	487	70.0	1035	13.4	1475	19.2

NCAA Tournament

Year	Team											
	W-L	G	FG	FGA	FG%	FT	FTA	FT%	RBs	Avg.	Pts.	Avg.
1951	4-0	4	11	31	35.5	8	12	66.7	31	7.8	30	7.5
1952	1-1	2	18			6	7	85.7			42	21.0
2 yrs.	5-1	6	29			14	19	73.7			72	12.0

Photo from Connecticut sports information



RICHARD HAMILTON

Connecticut • 6-6 • Coatesville, PA


Unanimous first team all-American in 1999... Consensus second team all-American in 1998... NCAA tournament MVP in 1999... NCAA all-tournament team in 1999... Led all NCAA tournament players in three-point field goals made in 1998, and in points in 1999... Played on the NCAA championship team in 1999.

Year	Team												— 3-Point —			Pts.	Avg.	
	W-L	G	FG	FGA	FG%	FG	FGA	FG%	FT	FTA	FT%	Reb.	Avg.	Ast.	Bk			St.
1997	18-15	32	174	451	38.6	70	186	37.6	91	115	78.4	138	4.3	88	11	40	509	15.9
1998	32-5	37	270	614	44.0	99	245	40.4	156	185	84.3	163	4.4	87	8	54	795	21.5
1999	34-2	34	247	557	44.3	68	196	34.7	170	204	83.3	163	4.8	91	9	40	732	21.5
3 yrs.	84-22	103	691	1622	42.6	237	625	37.9	417	505	82.6	462	4.5	266	27	134	2036	19.8

NCAA Tournament

Year	Team												— 3-Point —			Pts.	Avg.	
	W-L	G	FG	FGA	FG%	FG	FGA	FG%	FT	FTA	FT%	Reb.	Avg.	Ast.	Bk			St.
1998	3-1	4	31	75	41.3	14	35	40.0	14	17	82.4	19	4.8	9	0	3	90	22.5
1999	6-0	6	56	112	50.0	7	23	30.4	26	33	78.8	28	4.7	12	4	3	145	24.2
2 yrs.	9-1	10	87	187	46.5	21	58	36.2	40	50	80.0	47	4.7	21	4	6	235	23.5

Photo from Morehead State sports information



STEVE HAMILTON

Morehead State • 6-7 • Charlestown, IN

Year	Team											
	W-L	G	FG	FGA	FG%	FT	FTA	FT%	RBs	Avg.	Pts.	Avg.
1955	14-10	24	114	270	42.2	95	127	74.8	297	12.4	323	13.5
1956	19-10	28	177	435	40.7	95	117	81.2	395	14.1	449	16.0
1957	19-8	27	209	465	44.9	236	288	81.9	543	20.1	654	24.2
1958	13-10	23	145	354	41.0	113	143	79.0	440	19.1	403	17.5
4 yrs.	65-38	102	645	1524	42.3	539	675	79.9	1675	16.4	1829	17.9

NCAA Tournament

Year	Team											
	W-L	G	FG	FGA	FG%	FT	FTA	FT%	RBs	Avg.	Pts.	Avg.
1956	2-1	3	22			10					54	18.0
1957	0-1	1	5			10	14	71.4			20	20.0
2 yrs.	2-2	4	27			20					74	18.5

BILL HANZLIK

Notre Dame • 6-7 • Beloit, WI

USA Olympic team member in 1980.

Year	Team												
	W-L	G	FG	FGA	FG%	FT	FTA	FT%	Reb.	Avg.	Pts.	Avg.	
1977	22-7	28	38	91	41.8	39	55	70.9	51	1.8	115	4.1	
1978	23-8	30	40	78	51.3	30	38	78.9	57	1.9	110	3.7	
1979	24-6	29	95	164	57.9	63	77	81.8	84	2.9	253	8.7	
1980	22-6	22	61	135	45.2	44	60	73.3	74	3.4	166	7.5	
4 yrs.	91-27	109	234	468	50.0	176	230	76.5	266	2.4	644	5.9	

NCAA Tournament

Year	Team												
	W-L	G	FG	FGA	FG%	FT	FTA	FT%	Reb.	Avg.	Pts.	Avg.	
1977	1-1	2	1	2	50.0	1	2	50.0	3	1.5	3	1.5	
1978	3-2	5	13	23	56.5	5	5	100.0	16	3.2	31	6.2	
1979	2-1	3	17	28	60.7	15	17	88.2	10	3.3	49	16.3	
1980	0-1	1	4	9	44.4	5	6	83.3	5	5.0	13	13.0	
4 yrs.	6-5	11	35	62	56.5	26	30	86.7	34	3.1	96	8.7	




Photo from Notre Dame sports information

ANFERNEE "PENNY" HARDAWAY

Memphis • 6-7 • Memphis, TN

Unanimous first team all-American in 1993... USA Olympic team member in 1996.

Year	Team													— 3-Point —				
	W-L	G	FG	FGA	FG%	FG	FGA	FG%	FT	FTA	FT%	Reb.	Avg.	Ast.	Bk	St.	Pts.	Avg.
1992	23-11	34	209	483	43.3	69	190	36.3	103	158	65.2	237	7.0	188	45	86	590	17.4
1993	20-12	32	249	522	47.7	73	220	33.2	158	206	76.7	273	8.5	204	39	76	729	22.8
2 yrs.	43-23	66	458	1005	45.6	142	410	34.6	261	364	71.7	510	7.7	392	84	162	1319	20.0

NCAA Tournament

Year	Team													— 3-Point —				
	W-L	G	FG	FGA	FG%	FG	FGA	FG%	FT	FTA	FT%	Reb.	Avg.	Ast.	Bk	St.	Pts.	Avg.
1992	3-1	4	22	52	42.3	14	30	46.7	13	23	56.5	22	5.5	22	7	8	71	17.8
1993	0-1	1	8	21	38.1	0	5	0.0	1	3	33.3	5	5.0	3	0	4	17	17.0
2 yrs.	3-2	5	30	73	41.1	14	35	40.0	14	26	53.8	27	5.4	25	7	12	88	17.6




Photo from Memphis sports information

TIM HARDAWAY

UTEP • 6-0 • Chicago, IL

Frances Pomeroy Naismith Award winner in 1989... USA Olympic team member in 2000.

Year	Team													— 3-Point —				
	W-L	G	FG	FGA	FG%	FG	FGA	FG%	FT	FTA	FT%	Reb.	Avg.	Ast.	Bk	St.	Pts.	Avg.
1986	27-6	28	37	71	52.1	—	—	—	41	63	65.1	35	1.3	53	3	24	115	4.1
1987	25-7	31	117	233	50.2	3	12	25.0	67	101	66.3	62	2.0	148	6	68	310	10.0
1988	23-10	32	158	354	44.6	18	53	34.0	98	130	75.4	93	2.9	183	8	77	434	13.6
1989	26-7	33	255	509	50.0	48	131	36.6	169	228	74.1	131	4.0	179	8	93	727	22.0
4 yrs.	101-30	124	567	1167	48.6	69	196	35.2	375	522	71.8	321	2.6	563	25	262	1586	12.8

NCAA Tournament

Year	Team													— 3-Point —				
	W-L	G	FG	FGA	FG%	FG	FGA	FG%	FT	FTA	FT%	Reb.	Avg.	Ast.	Bk	St.	Pts.	Avg.
1986	0-1	1	0	1	0.0	—	—	—	0	0	0.0	1	1.0	2		0	0.0	
1987	1-1	2	6	12	50.0	1	1	100.0	0	0	0.0	4	2.0	12	1	3	13	6.5
1988	0-1	1	6	13	46.2	0	1	0.0	0	1	0.0	3	3.0	4	0	1	12	12.0
1989	1-1	2	18	45	40.0	5	17	29.4	10	12	83.3	6	3.0	13	0	5	51	25.5
4 yrs.	2-4	6	30	71	42.3	6	19	31.6	10	13	76.9	14	2.3	31	1	9	76	12.7





Photo from UTEP sports information

Photo from Loyola (Illinois) sports information



JERRY HARKNESS

Loyola (Illinois) • 6-3 • New York, NY



Consensus first team all-American in 1963... Played on the NCAA championship team in 1963.

Team		Year	W-L	G	FG	FGA	FG%	FT	FTA	FT%	RBs	Avg.	Pts.	Avg.
		1961	15-8	23	185	372	49.7	150	198	75.8	198	8.6	520	22.6
		1962	23-4	27	202	438	46.1	163	229	71.2	234	8.7	567	21.0
		1963	29-2	31	244	484	50.4	174	240	72.5	236	7.6	662	21.4
2 yrs.		67-14	81	631	1294	48.8	487	667	73.0	668	8.2	1749	21.6	

NCAA Tournament

Team		Year	W-L	G	FG	FGA	FG%	FT	FTA	FT%	RBs	Avg.	Pts.	Avg.
		1963	5-0	5	41	87	47.1	24	39	61.5	45	9.0	106	21.2

Photo from Alabama sports information





JERRY HARPER

Alabama • 6-8 • Louisville, KY

Team		Year	W-L	G	FG	FGA	FG%	FT	FTA	FT%	RBs	Avg.	Pts.	Avg.
		1953	12-9	21	140	395	35.4	93	167	55.7	358	17.0	373	17.8
		1954	16-8	24	169	419	40.3	89	161	55.3	357	14.9	427	17.8
		1955	19-5	24	190	458	41.5	125	213	58.7	456	19.0	505	21.0
		1956	21-3	24	195	415	47.0	166	241	68.9	517	21.5	556	23.2
4 yrs.		68-25	93	694	1687	41.1	473	782	60.5	1688	18.2	1861	20.0	

Did not play in the NCAA tournament.

Photo from Miami (Ohio) sports information



RON HARPER

Miami (Ohio) • 6-6 • Dayton, OH

Consensus second team all-American in 1986.

Team		Year	W-L	G	FG	FGA	FG%	FT	FTA	FT%	Reb.	Avg.	Ast.	Bk	St.	Pts.	Avg.
		1983	13-15	28	148	298	49.7	64	95	67.4	195	7.0	—	—	—	360	12.8
		1984	24-6	30	197	367	53.7	94	165	57.0	229	7.6	64	—	—	488	16.3
		1985	20-11	31	312	577	54.1	148	224	66.1	333	10.7	79	—	—	772	24.9
		1986	24-7	31	312	572	54.5	133	200	66.5	362	11.7	133	71	101	757	24.4
4 yrs.		81-39	120	969	1814	53.4	439	684	64.2	1119	9.3	276	71	101	2377	19.8	

NCAA Tournament

Team		Year	W-L	G	FG	FGA	FG%	FT	FTA	FT%	Reb.	Avg.	Ast.	Bk	St.	Pts.	Avg.
		1985	0-1	1	9	14	64.3	8	11	72.7	8	8.0	3	—	—	26	26.0
		1986	0-1	1	7	22	31.8	3	4	75.0	13	13.0	3	1	3	17	17.0
2 yrs.		0-2	2	16	36	44.4	11	15	73.3	21	10.5	6	1	3	43	21.5	

MICHAEL HARRIS

Rice • 6-6 • Hillsboro, TX

Year	Team		— 3-Point —															
	W-L	G	FG	FGA	FG%	FG	FGA	FG%	FT	FTA	FT%	Reb.	Avg.	Ast.	Bk	St.	Pts.	Avg.
2002	10-19	29	154	269	57.2	6	17	35.3	56	90	62.2	248	8.6	15	35	22	370	12.8
2003	19-10	28	172	276	62.3	8	17	47.1	75	99	75.8	205	7.3	30	25	30	427	15.3
2004	22-11	33	217	360	60.3	16	33	48.5	128	183	69.9	295	8.9	40	22	45	578	17.5
2005	19-12	31	240	395	60.8	7	29	24.1	152	190	80.0	363	11.7	39	37	40	639	20.6
4 yrs.	70-52	121	783	1300	60.2	37	96	38.5	411	562	73.1	1111	9.2	124	119	137	2014	16.6

Did not play in the NCAA Tournament.




Photo from Rice sports information

BOB HARSTAD

Creighton • 6-6 • Loveland, CO

Year	Team		— 3-Point —															
	W-L	G	FG	FGA	FG%	FG	FGA	FG%	FT	FTA	FT%	Reb.	Avg.	Ast.	Bk	St.	Pts.	Avg.
1988	16-16	32	110	236	46.6	1	5	20.0	68	112	60.7	272	8.5	40	13	29	289	9.0
1989	20-11	31	182	398	45.7	1	5	20.0	152	225	67.6	290	9.4	40	10	30	517	16.7
1990	21-12	33	258	505	51.1	0	3	0.0	218	273	79.9	290	8.8	31	5	38	734	22.2
1991	24-8	32	209	419	49.9	2	7	28.6	150	190	78.9	274	8.6	41	8	31	570	17.8
4 yrs.	81-47	128	759	1558	48.7	4	20	20.0	588	800	73.5	1126	8.8	152	36	128	2110	16.5

NCAA Tournament

Year	Team		— 3-Point —															
	W-L	G	FG	FGA	FG%	FG	FGA	FG%	FT	FTA	FT%	Reb.	Avg.	Ast.	Bk	St.	Pts.	Avg.
1989	0-1	1	3	11	27.3	0	0	0.0	1	2	50.0	5	5.0	0	0	0	7	7.0
1991	1-1	2	11	27	40.7	0	0	0.0	4	9	44.4	24	12.0	1	0	1	26	13.0
2 yrs.	1-2	3	14	38	36.8	0	0	0.0	5	11	45.5	29	9.7	1	0	1	33	11.0




Photo from Creighton sports information

CLEM HASKINS

Western Kentucky • 6-3 • Campbellsville, KY

Consensus first team all-American in 1967.

Year	Team											
	W-L	G	FG	FGA	FG%	FT	FTA	FT%	RBs	Avg.	Pts.	Avg.
1965	18-9	27	252	561	44.9	129	190	67.9	293	10.9	633	23.4
1966	25-3	28	213	461	46.2	146	189	77.2	280	10.0	572	20.4
1967	23-3	21	170	377	45.1	135	167	80.8	236	11.2	475	22.6
3 yrs.	86-15	76	635	1399	45.4	410	546	75.1	809	10.6	1680	22.1

NCAA Tournament

Year	Team											
	W-L	G	FG	FGA	FG%	FT	FTA	FT%	RBs	Avg.	Pts.	Avg.
1966	2-1	3	23	51	45.1	14	18	77.8	38	12.7	60	20.0
1967	0-1	1	3	14	21.4	2	5	40.0	7	7.0	8	8.0
2 yrs.	2-2	4	26	65	40.0	16	23	69.6	45	11.3	68	17.0





Photo from Western Kentucky sports information

Photo from Hixcox Library



JOHN HAVLICEK

Ohio State • 6-5 • Lansing, OH


Consensus second team all-American in 1962...Enshrined as a player into the Naismith Memorial Basketball Hall of Fame in 1983...Named to the NCAA tournament all-decade team for the 1960s...NCAA all-tournament team in 1962...Played on the NCAA championship team in 1960...Named to the ESPN Top 50 college players list of all-time in 2005...Named to the 50 greatest players list in NBA history in 1996.

Team												
Year	W-L	G	FG	FGA	FG%	FT	FTA	FT%	RBs	Avg.	Pts.	Avg.
1960	25-3	28	144	312	46.2	53	74	71.6	205	7.3	341	12.2
1961	27-1	28	173	321	53.9	61	87	70.1	244	8.7	407	14.5
1962	26-2	28	196	377	52.0	83	109	76.1	271	9.7	475	17.0
3 yrs.	78-6	84	513	1010	50.8	197	270	73.0	720	8.6	1223	14.6

NCAA Tournament

Team												
Year	W-L	G	FG	FGA	FG%	FT	FTA	FT%	RBs	Avg.	Pts.	Avg.
1960	4-0	4	20	45	44.4	10	14	71.4	34	8.5	50	12.5
1961	3-1	4	16	34	47.1	8	11	72.7	31	7.8	40	10.0
1962	3-1	4	26	54	48.1	14	18	77.8	40	10.0	66	16.5
3 yrs.	10-2	12	62	133	46.6	32	43	74.4	105	8.8	156	13.0

Photo by Bob Hunt



HERSEY HAWKINS

Bradley • 6-3 • Chicago, IL


Named player of the year by AP, UPI and the USBWA in 1988...Unanimous first team all-American in 1988... USA Olympic team member in 1988...Led the nation in scoring in 1988.

Team													— 3-Point —					
Year	W-L	G	FG	FGA	FG%	FG	FGA	FG%	FT	FTA	FT%	Reb.	Avg.	Ast.	Bk	St.	Pts.	Avg.
1985	17-13	30	179	308	58.1	—	—	—	81	105	77.1	182	6.1	82	—	—	439	14.6
1986	32-3	35	250	461	54.2	—	—	—	156	203	76.8	200	5.7	104	23	66	656	18.7
1987	17-12	29	294	552	53.3	31	108	28.7	169	213	79.3	195	6.7	103	12	59	788	27.2
1988	26-5	31	377	720	52.4	87	221	39.4	284	335	84.8	241	7.8	111	24	82	1125	36.3
4 yrs.	92-33	125	1100	2041	53.9	118	329	35.9	690	856	80.6	818	6.5	400	59	207	3008	24.1

NCAA Tournament

Team													— 3-Point —					
Year	W-L	G	FG	FGA	FG%	FG	FGA	FG%	FT	FTA	FT%	Reb.	Avg.	Ast.	Bk	St.	Pts.	Avg.
1986	1-1	2	19	39	48.7	—	—	—	5	8	62.5	12	6.0	7	0	0	43	21.5
1988	0-1	1	15	25	60.0	6	8	75.0	8	11	72.7	10	10.0	6	2	3	44	44.0
2 yrs.	1-2	3	34	64	53.1	6	8	75.0	13	19	68.4	22	7.3	13	2	3	87	29.0

Photo by Malcolm W. Emmons



ELVIN HAYES

Houston • 6-8 • Rayville, LA

Named player of the year by AP, UPI and the USBWA in 1968...Unanimous first team all-American in 1967 and 1968...Enshrined as a player into the Naismith Memorial Basketball Hall of Fame in 1990...Named to the NCAA tournament all-decade team for the 1960s...NCAA all-tournament team in 1967...Through the 2005 NCAA tournament, held the tournament career record for rebounds, and field goals made and attempted...Also held the tournament series record for rebounds in 1968...Led all NCAA tournament players in scoring in 1967 and 1968, and in rebounding in 1966 and 1968...Named to the ESPN Top 50 college players list of all-time in 2005...Named to the 50 greatest players list in NBA history in 1996.

Team												
Year	W-L	G	FG	FGA	FG%	FT	FTA	FT%	RBs	Avg.	Pts.	Avg.
1966	23-6	29	323	570	56.7	143	257	55.6	490	16.9	789	27.2
1967	27-4	31	373	750	49.7	135	227	59.5	488	15.7	881	28.4
1968	31-2	33	519	945	54.9	176	285	61.8	624	18.9	1214	36.8
3 yrs.	81-12	93	1215	2265	53.6	454	769	59.0	1602	17.2	2884	31.0

NCAA Tournament

Team												
Year	W-L	G	FG	FGA	FG%	FT	FTA	FT%	RBs	Avg.	Pts.	Avg.
1966	2-1	3	25	54	46.3	13	21	61.9	50	16.7	63	21.0
1967	4-1	5	57	119	47.9	14	25	56.0	75	15.0	128	25.6
1968	3-2	5	70	137	51.1	27	48	56.3	97	19.4	167	33.4
3 yrs.	9-4	13	152	310	49.0	54	94	57.4	222	17.1	358	27.5

SPENCER HAYWOOD

Detroit • 6-8 • Detroit, MI

Unanimous first team all-American in 1969...USA Olympic team member in 1968...Led the nation in rebounding in 1969.

Year	Team											
	W-L	G	FG	FGA	FG%	FT	FTA	FT%	RBs	Avg.	Pts.	Avg.
1969	16-10	24	288	508	56.7	195	254	76.8	530	22.1	771	32.1

Did not play in the NCAA tournament.



Photo from Detroit sports information

WALT HAZZARD (MAHDI ABDUL-RAHMAD)

UCLA • 6-2 • Philadelphia, PA

Named player of the year by the USBWA in 1964...Unanimous first team all-American in 1964...USA Olympic team member in 1964...Named to the NCAA tournament all-decade team for the 1960s...NCAA tournament MVP in 1964...NCAA all-tournament team in 1964... Played on the NCAA championship team in 1964.

Year	Team											
	W-L	G	FG	FGA	FG%	FT	FTA	FT%	RBs	Avg.	Pts.	Avg.
1962	18-11	28	134	338	39.6	102	143	71.3	163	5.8	370	13.2
1963	20-9	29	170	380	44.7	133	193	68.9	170	5.9	473	16.3
1964	30-0	30	204	458	44.5	150	209	71.8	142	4.7	558	18.6
3 yrs.	68-20	87	508	1176	43.2	385	545	70.6	475	5.5	1401	16.1

NCAA Tournament

Year	Team											
	W-L	G	FG	FGA	FG%	FT	FTA	FT%	RBs	Avg.	Pts.	Avg.
1962	2-2	4	20	48	41.7	17	21	81.0	28	7.0	57	14.3
1963	0-2	2	8	22	36.4	10	12	83.3	9	4.5	26	13.0
1964	4-0	4	29	53	54.7	21	28	75.0	20	5.0	79	19.8
3 yrs.	6-4	10	57	123	46.3	48	61	78.7	57	5.7	162	16.2




Photo from UCLA sports information

TOM HEINSOHN

Holy Cross • 6-7 • Union City, NJ

Consensus first team all-American in 1956...Enshrined as a player into the Naismith Memorial Basketball Hall of Fame in 1986...Played on the postseason NIT title team in 1954.

Year	Team											
	W-L	G	FG	FGA	FG%	FT	FTA	FT%	RBs	Avg.	Pts.	Avg.
1954	26-2	28	175	364	48.1	94	142	66.2	300	10.7	444	15.9
1955	19-7	26	232	499	46.5	141	215	65.6	385	14.8	605	23.3
1956	22-5	27	254	630	40.3	232	304	76.3	569	21.1	740	27.4
3 yrs.	67-14	81	661	1493	44.2	467	661	70.7	1254	15.5	1789	22.1

NCAA Tournament

Year	Team											
	W-L	G	FG	FGA	FG%	FT	FTA	FT%	RBs	Avg.	Pts.	Avg.
1956	0-1	1	7	28	25.0	12	12	100.0	20	20.0	26	26.0





Photo from Holy Cross Archives

Photo from Wake Forest sports information



NED "DICKIE" HEMRIC

Wake Forest • 6-6 • Jonesville, NC


Consensus second team all-American in 1955...Through the 2005 season, held the NCAA career record for free throws made and attempted.

Year	Team											
	W-L	G	FG	FGA	FG%	FT	FTA	FT%	RBs	Avg.	Pts.	Avg.
1952	10-19	24	182	413	44.1	174	310	56.1	447	18.6	538	22.4
1953	22-7	25	212	452	46.9	199	336	59.2	416	16.6	623	24.9
1954	17-12	28	225	446	50.4	230	310	74.2	424	15.1	680	24.3
1955	17-10	27	222	429	51.7	302	403	74.9	515	19.1	746	27.6
4 yrs.	66-48	104	841	1740	48.3	905	1359	66.6	1802	17.3	2587	24.9

NCAA Tournament

Year	Team											
	W-L	G	FG	FGA	FG%	FT	FTA	FT%	RBs	Avg.	Pts.	Avg.
1953	1-1	2	20	45	44.4	18	30	60.0	35	17.5	58	29.0

Photo by Rick Hoye



SKIP HENDERSON

Marshall • 6-2 • Cartersville, GA


Year	Team												— 3-Point —					
	W-L	G	FG	FGA	FG%	FG	FGA	FG%	FT	FTA	FT%	Reb.	Avg.	Ast.	Bk	St.	Pts.	Avg.
1985	21-13	33	241	436	55.3	—	—	—	102	155	65.8	112	3.4	112	—	—	584	17.7
1986	19-11	29	224	443	50.6	—	—	—	86	130	66.2	99	3.4	122	7	50	534	18.4
1987	*25-5	31	244	490	49.8	53	125	42.4	111	160	69.4	100	3.2	117	3	46	652	21.0
1988	24-8	32	291	595	48.9	80	196	40.8	142	181	78.5	109	3.4	119	2	57	804	25.1
4 yrs.	*89-37	125	1000	1964	50.9	133	321	41.4	441	626	70.4	420	3.4	470	12	153	2574	20.6

NCAA Tournament

Year	Team												— 3-Point —					
	W-L	G	FG	FGA	FG%	FG	FGA	FG%	FT	FTA	FT%	Reb.	Avg.	Ast.	Bk	St.	Pts.	Avg.
1985	0-1	1	8	15	53.3	—	—	—	3	4	75.0	4	4.0	3	—	—	19	19.0
1987	*0-0	1	5	13	38.5	4	8	50.0	0	0	0.0	1	1.0	1	0	1	14	14.0
4 yrs.	*0-1	2	13	28	46.4	4	8	50.0	3	4	75.0	5	2.5	4	0	1	33	16.5

*NCAA tournament record later vacated: 1987, 0-1.

Photo from Pittsburgh sports information



DON HENNON

Pittsburgh • 5-9 • Wampum, PA

Consensus first team all-American in 1958...Consensus second team all-American in 1959.

Year	Team											
	W-L	G	FG	FGA	FG%	FT	FTA	FT%	RBs	Avg.	Pts.	Avg.
1957	16-11	27	225	541	41.6	123	149	82.6	95	3.5	573	21.2
1958	18-6	25	267	654	40.8	117	140	83.6	118	4.7	651	26.0
1959	10-14	24	231	632	36.6	155	191	81.2	105	4.4	617	25.7
3 yrs.	44-31	76	723	1827	39.6	395	480	82.3	318	4.2	1841	24.2

NCAA Tournament

Year	Team											
	W-L	G	FG	FGA	FG%	FT	FTA	FT%	RBs	Avg.	Pts.	Avg.
1957	1-2	3	29	—	—	17	19	89.5	—	—	75	25.0
1958	0-1	1	12	33	36.4	4	5	80.0	7	7.0	28	28.0
2 yrs.	1-3	4	41	—	—	21	24	87.5	—	—	103	25.8

FRED HETZEL

Davidson • 6-8 • Washington, DC

Unanimous first team all-American in 1965... Consensus second team all-American in 1964.

Year	Team											
	W-L	G	FG	FGA	FG%	FT	FTA	FT%	RBs	Avg.	Pts.	Avg.
1963	20-7	27	245	460	53.3	144	181	79.6	359	13.3	634	23.5
1964	22-4	26	273	498	54.8	163	211	77.3	351	13.5	709	27.3
1965	24-2	26	273	471	58.0	143	178	80.3	384	14.8	689	26.5
3 yrs.	66-13	79	791	1429	55.4	450	570	78.9	1094	13.8	2032	25.7

Did not play in the NCAA tournament.




Photo from Davidson sports information

ART HEYMAN

Duke • 6-5 • Rockville Center, NY

Named player of the year by AP, UPI and the USBWA in 1963... Unanimous first team all-American in 1963... Consensus second team all-American in 1962... NCAA tournament MVP in 1963... NCAA all-tournament team in 1963... Named to the ESPN Top 50 college players list of all-time in 2005.

Year	Team											
	W-L	G	FG	FGA	FG%	FT	FTA	FT%	RBs	Avg.	Pts.	Avg.
1961	22-6	25	229	488	46.9	171	263	65.0	272	10.9	629	25.2
1962	20-5	24	219	506	43.3	170	276	61.6	269	11.2	608	25.3
1963	27-3	30	265	586	45.2	217	314	69.1	324	10.8	747	24.9
3 yrs.	69-14	79	713	1580	45.1	558	853	65.4	865	10.9	1984	25.1

NCAA Tournament

Year	Team											
	W-L	G	FG	FGA	FG%	FT	FTA	FT%	RBs	Avg.	Pts.	Avg.
1963	3-1	4	27	79	34.2	35	51	68.6	42	10.5	89	22.3




Photo from Duke sports information

DAVE HILDAHL

Portland State • 6-2 • Portland, OR

Through the 2005 season, held the NCAA career record for free-throw percentage for players with at least 2.5 made per game... Led the nation in free-throw percentage in 1981.

Year	Team											
	W-L	G	FG	FGA	FG%	FT	FTA	FT%	Reb.	Avg.	Pts.	Avg.
1980	5-21	23	85	194	43.8	55	60	91.7	38	1.7	225	9.8
1981	7-20	21	116	220	52.9	76	82	92.7	46	2.2	308	14.6
2 yrs.	12-41	44	201	414	48.6	131	142	92.3	84	1.9	533	12.1

Did not play in the NCAA Tournament.





Photo from Portland State sports information

Photo from Duke sports information



GRANT HILL Duke • 6-8 • Reston, VA


Unanimous first team all-American in 1994...Consensus second team all-American in 1993... USA Olympic team member in 1996...NCAA all-tournament team in 1992 and 1994...Through the 2005 NCAA tournament, held the tournament career record for steals...Also shared the tournament game record for steals with eight against California in 1993...Led all NCAA tournament players in steals in 1991 and in assists in 1994...Played on the NCAA championship teams in 1991 and 1992...Named to the ESPN Top 50 college players list of all-time in 2005.

Year	Team				— 3-Point —			FT	FTA	FT%	Reb.	Avg.	Ast.	Bk	St.	Pts.	Avg.	
	W-L	G	FG	FGA	FG%	FG	FGA											FG%
1991	32-7	36	160	310	51.6	1	2	50.0	81	133	60.9	183	5.1	79	30	51	402	11.2
1992	34-2	33	182	298	61.1	0	1	0.0	99	135	73.3	187	5.7	134	27	39	463	14.0
1993	24-8	26	185	320	57.8	4	14	28.6	94	126	74.6	166	6.4	72	36	64	468	18.0
1994	28-6	34	218	472	46.2	39	100	39.0	116	165	70.3	233	6.9	176	40	64	591	17.4
4 yrs.	118-23	129	745	1400	53.2	44	117	37.6	390	559	69.8	769	6.0	461	133	218	1924	14.9

NCAA Tournament

Year	Team				— 3-Point —			FT	FTA	FT%	Reb.	Avg.	Ast.	Bk	St.	Pts.	Avg.	
	W-L	G	FG	FGA	FG%	FG	FGA											FG%
1991	6-0	6	22	40	55.0	0	0	0.0	15	26	57.7	34	5.7	18	4	15	59	9.8
1992	6-0	6	28	53	52.8	0	1	0.0	16	23	69.6	39	6.5	25	9	5	72	12.0
1993	1-1	2	13	23	56.5	3	4	75.0	3	4	75.0	11	5.5	9	3	9	32	16.0
1994	5-1	6	40	80	50.0	8	16	50.0	18	29	62.1	50	8.3	34	7	10	106	17.7
4 yrs.	18-2	20	103	196	52.6	11	21	52.4	52	82	63.4	134	6.7	86	23	39	269	13.5

Photo from Xavier sports information




TYRONE HILL Xavier • 6-9 • Cincinnati, OH

Year	Team				— 3-Point —			FT	FTA	FT%	Reb.	Avg.	Ast.	Bk	St.	Pts.	Avg.	
	W-L	G	FG	FGA	FG%	FG	FGA											FG%
1987	19-13	31	95	172	55.2	0	0	0.0	84	125	67.2	261	8.4	7	15	14	274	8.8
1988	26-4	30	172	309	55.7	0	0	0.0	114	153	74.5	314	10.5	21	8	18	458	15.3
1989	21-12	33	235	388	60.6	0	0	0.0	155	221	70.1	403	12.2	45	24	44	625	18.9
1990	28-5	32	250	430	58.1	0	2	0.0	146	222	65.8	402	12.6	49	21	31	646	20.2
4 yrs.	94-34	126	752	1299	57.9	0	2	0.0	499	721	69.2	1380	11.0	122	68	107	2003	15.9

NCAA Tournament

Year	Team				— 3-Point —			FT	FTA	FT%	Reb.	Avg.	Ast.	Bk	St.	Pts.	Avg.	
	W-L	G	FG	FGA	FG%	FG	FGA											FG%
1987	1-1	2	6	11	54.5	0	0	0.0	3	4	75.0	19	9.5	0	0	2	15	7.5
1988	0-1	1	1	5	20.0	0	0	0.0	2	4	50.0	4	4.0	0	0	0	4	4.0
1989	0-1	1	7	12	58.3	0	0	0.0	7	7	100.0	6	6.0	2	0	0	21	21.0
1990	2-1	3	19	35	54.3	0	1	0.0	26	30	86.7	37	12.3	6	3	2	64	21.3
4 yrs.	3-4	7	33	63	52.4	0	1	0.0	38	45	84.4	66	9.4	8	3	4	104	14.9

Photo from Old Dominion sports information



ODELL HODGE Old Dominion • 6-9 • Martinsville, VA

Year	Team				— 3-Point —			FT	FTA	FT%	Reb.	Avg.	Ast.	Bk	St.	Pts.	Avg.	
	W-L	G	FG	FGA	FG%	FG	FGA											FG%
1993	21-8	29	173	309	56.0	0	0	0.0	80	105	76.2	263	9.1	21	73	26	426	14.7
1994	21-10	31	249	455	54.7	0	0	0.0	103	151	68.2	279	9.0	42	73	30	601	19.4
1995	21-12	4	21	37	56.8	0	0	0.0	10	12	83.3	29	7.3	2	6	2	52	13.0
1996	18-13	31	182	321	56.7	0	4	0.0	78	123	63.4	232	7.5	26	50	32	442	14.3
1997	22-11	33	241	438	55.0	1	1	100.0	113	158	71.5	283	8.6	34	84	27	596	18.1
5 yrs.	102-54	128	866	1560	55.5	1	5	20.0	384	549	69.9	1086	8.5	125	286	117	2117	16.5

NCAA Tournament

Year	Team				— 3-Point —			FT	FTA	FT%	Reb.	Avg.	Ast.	Bk	St.	Pts.	Avg.	
	W-L	G	FG	FGA	FG%	FG	FGA											FG%
1995	1-1	0																
1997	0-1	1	3	10	30.0	0	0	0.0	1	2	50.0	3	3.0	1	0	1	7	7.0

Note: Redshirt the 1995 season after tearing the ligament in his left knee in the fourth game of the season.

JOE HOLUP

George Washington • 6-6 • Swoyersville, PA

One of only two players to pull down 2,000 rebounds and score 2,000 points over his career... Led the nation in field-goal percentage in 1954 and 1956; and in rebounding in 1956.

Year	Team											
	W-L	G	FG	FGA	FG%	FT	FTA	FT%	RBs	Avg.	Pts.	Avg.
1953	15-7	22	154	301	51.2	119	167	71.3	396	18.0	427	19.4
1954	23-3	26	179	313	57.2	189	255	74.1	484	18.6	547	21.0
1955	24-6	30	223	373	59.8	155	208	74.5	546	18.2	601	20.0
1956	19-7	26	200	309	64.7	251	331	75.8	604	23.2	651	25.0
4 yrs.	81-23	104	756	1296	58.3	714	961	74.3	2030	19.5	2226	21.4

NCAA Tournament

Year	Team											
	W-L	G	FG	FGA	FG%	FT	FTA	FT%	RBs	Avg.	Pts.	Avg.
1954	0-1	1	4			5	6	83.3			13	13.0




Photo from George Washington sports information

BOB HOUBREGS

Washington • 6-7 • Seattle, WA

Unanimous first team all-American in 1953... Consensus second team all-American in 1952... Enshrined as a player into the Naismith Memorial Basketball Hall of Fame in 1987... NCAA all-tournament team in 1953... Led all NCAA tournament players in scoring in 1953.

Year	Team											
	W-L	G	FG	FGA	FG%	FT	FTA	FT%	RBs	Avg.	Pts.	Avg.
1951	24-6	30	155			98			292	9.7	408	13.6
1952	25-6	28	189	440	43.0	142	195	72.8	298	10.6	520	18.6
1953	30-3	33	325	604	53.8	196	264	74.2	381	11.5	846	25.6
3 yrs.	79-15	91	669			436			971	10.7	1774	19.5

NCAA Tournament

Year	Team											
	W-L	G	FG	FGA	FG%	FT	FTA	FT%	RBs	Avg.	Pts.	Avg.
1951	2-1	3	22	61	36.1	9	13	69.2	29	9.7	53	17.7
1953	3-1	4	57			25	35	71.4			139	34.8
2 yrs.	5-2	7	79			34	48	70.8			192	27.4




Photo from Washington sports information

ALLAN HOUSTON

Tennessee • 6-5 • Louisville, KY

USA Olympic team member in 2000.

Year	Team												— 3-Point —				Pts.	Avg.
	W-L	G	FG	FGA	FG%	FG	FGA	FG%	FT	FTA	FT%	Reb.	Ast.	Bk	St.			
1990	16-14	30	203	456	44.5	83	192	43.2	120	149	80.5	88	2.9	127	11	36	609	20.3
1991	12-22	34	265	550	48.2	99	231	42.9	177	205	86.3	104	3.1	131	16	37	806	23.7
1992	19-15	34	223	492	45.3	82	196	41.8	189	225	84.0	180	5.3	110	15	32	717	21.1
1993	13-17	30	211	454	46.5	82	198	41.4	165	188	87.8	145	4.8	92	8	28	669	22.3
4 yrs.	60-68	128	902	1952	46.2	346	817	42.4	651	767	84.9	517	4.0	460	50	133	2801	21.9

Did not play in the NCAA tournament.






Photo from Tennessee sports information

Photo from Oklahoma State sports information



BYRON HOUSTON

Oklahoma State • 6-7 • Oklahoma City, OK


Consensus second team all-American in 1992... Led all NCAA tournament players in rebounding average in 1991.

Year	Team					— 3-Point —			FT	FTA	FT%	Reb.	Avg.	Ast.	Bk	St.	Pts.	Avg.
	W-L	G	FG	FGA	FG%	FG	FGA	FG%										
1989	17-13	30	140	240	58.3	0	0	0.0	111	149	74.5	251	8.4	32	65	23	391	13.0
1990	17-14	31	189	358	52.8	0	6	0.0	196	268	73.1	309	10.0	48	66	45	574	18.5
1991	24-8	32	250	436	57.3	3	4	75.0	223	300	74.3	336	10.5	67	42	42	726	22.7
1992	28-8	34	249	467	53.3	22	79	27.8	168	240	70.0	294	8.6	62	50	49	688	20.2
4 yrs.	86-43	127	828	1501	55.2	25	89	28.1	698	957	72.9	1190	9.4	209	223	159	2379	18.7

NCAA Tournament

Year	Team					— 3-Point —			FT	FTA	FT%	Reb.	Avg.	Ast.	Bk	St.	Pts.	Avg.
	W-L	G	FG	FGA	FG%	FG	FGA	FG%										
1991	2-1	3	20	48	41.7	1	2	50.0	18	22	81.8	36	12.0	7	5	1	59	19.7
1992	2-1	3	21	40	52.5	2	9	22.2	16	20	80.0	19	6.3	9	5	5	60	20.0
2 yrs.	4-2	6	41	88	46.6	3	11	27.3	34	42	81.0	55	9.2	16	10	6	119	19.8

Photo from Wake Forest sports information



JOSH HOWARD

Wake Forest • 6-6 • Chatham, VA

Consensus first team all-American in 2003... Played on the postseason NIT title team in 2000.

Year	Team					— 3-Point —			FT	FTA	FT%	Reb.	Avg.	Ast.	Bk	St.	Pts.	Avg.
	W-L	G	FG	FGA	FG%	FG	FGA	FG%										
2000	22-14	36	130	278	46.8	12	42	28.6	63	108	58.3	168	4.7	64	33	44	331	9.2
2001	19-11	29	143	292	49.0	18	46	39.1	89	130	68.5	171	5.9	52	32	58	393	13.6
2002	21-13	31	170	337	50.4	26	79	32.9	65	99	65.7	240	7.7	64	30	49	431	13.9
2003	25-6	31	204	428	47.7	53	142	37.3	145	174	83.3	257	8.3	59	48	64	606	19.5
4 yrs.	87-44	127	647	1335	48.5	109	309	35.3	362	511	70.8	836	6.6	239	143	215	1765	13.9

NCAA Tournament

Year	Team					— 3-Point —			FT	FTA	FT%	Reb.	Avg.	Ast.	Bk	St.	Pts.	Avg.
	W-L	G	FG	FGA	FG%	FG	FGA	FG%										
2001	0-1	1	1	5	20.0	1	1	100.0	2	2	100.0	3	3.0	4	0	1	5	5.0
2002	1-1	2	5	13	38.5	1	3	33.3	0	0	0.0	6	3.0	2	1	0	11	5.5
2003	1-1	2	8	21	38.1	0	7	0.0	10	10	100.0	21	10.5	1	6	5	26	13.0
3 yrs.	2-3	5	14	39	35.9	2	11	18.2	12	12	100.0	30	6.0	7	7	6	42	8.4

Photo from Mississippi State sports information



BAILEY HOWELL

Mississippi State • 6-7 • Middleton, TN

Unanimous first team all-American in 1959... Consensus second team all-American in 1958... Enshrined as a player into the Naismith Memorial Basketball Hall of Fame in 1997... Led the nation in field-goal percentage in 1957.

Yr.	Team					FT	FTA	FT%	RBs	Avg.	Pts.	Avg.
	W-L	G	FG	FGA	FG%							
1957	17-8	25	217	382	56.8	213	285	74.7	492	19.7	647	25.9
1958	20-5	25	226	439	51.5	243	315	77.1	406	16.2	695	27.8
1959	24-1	25	231	464	49.8	226	292	77.4	379	15.2	688	27.5
3 yrs.	61-14	75	674	1285	52.5	682	892	76.5	1277	17.0	2030	27.1

Did not play in the NCAA tournament.

PHIL HUBBARD

Michigan • 6-7 • Canton, OH

Consensus second team all-American in 1977...USA Olympic team member in 1976... Through the 2005 NCAA tournament, held the tournament game record for rebounds for players since 1973 with 26 against Detroit in 1977...Led all NCAA tournament players in rebounding in 1976 and 1977.

Year	Team											
	W-L	G	FG	FGA	FG%	FT	FTA	FT%	Reb.	Avg.	Pts.	Avg.
1976	25-7	32	208	381	54.5	66	113	58.4	352	11.0	482	15.1
1977	26-4	30	228	410	55.6	132	195	67.6	389	12.9	588	19.6
1979	15-12	26	154	311	49.5	77	128	60.1	238	9.1	385	14.8
3 yrs.	66-23	88	590	1102	53.5	275	436	63.0	979	11.1	1455	16.5

Note: Sat out the 1978 season with a knee injury.

NCAA Tournament

Year	Team											
	W-L	G	FG	FGA	FG%	FT	FTA	FT%	Reb.	Avg.	Pts.	Avg.
1976	4-1	5	31	56	55.4	10	19	52.6	61	12.2	72	14.4
1977	2-1	3	19	48	39.6	14	17	82.4	45	15.0	52	17.3
2 yrs.	6-2	8	50	104	48.1	24	36	66.7	106	13.3	124	15.5



Photo from Michigan sports information

ALFREDRICK HUGHES

Loyola (Illinois) • 6-5 • Chicago, IL

Year	Team												
	W-L	G	FG	FGA	FG%	FT	FTA	FT%	Reb.	Avg.	Ast.	Pts.	Avg.
1982	17-12	29	216	538	40.1	70	109	64.2	177	6.1	—	502	17.3
1983	19-10	29	318	711	44.7	108	188	57.4	254	8.8	—	744	25.7
1984	20-9	29	326	655	49.8	148	209	70.8	237	8.2	17	800	27.6
1985	27-6	33	366	756	48.4	136	195	69.7	314	9.5	36	868	26.3
4 yrs.	83-37	120	1226	2660	46.1	462	701	65.9	982	8.2	53	2914	24.3

NCAA Tournament

Year	Team												
	W-L	G	FG	FGA	FG%	FT	FTA	FT%	Reb.	Avg.	Ast.	Pts.	Avg.
1985	2-1	3	21	55	38.2	4	8	50.0	22	7.3	2	46	15.3




Photo from Loyola (Illinois) sports information

WILLIE HUMES

Idaho State • 6-1 • Madison, IN

Year	Team											
	W-L	G	FG	FGA	FG%	FT	FTA	FT%	RBs	Avg.	Pts.	Avg.
1970	13-11	24	278	620	44.8	177	237	74.7	151	6.3	733	30.5
1971	9-15	24	287	723	39.7	203	272	74.6	187	7.8	777	32.4
2 yrs.	22-26	48	565	1343	42.1	380	509	74.7	338	7.0	1510	31.5

Did not play in the NCAA tournament.






Photo from Idaho State sports information

Photo from West Virginia sports information



ROD HUNDLEY

West Virginia • 6-4 • Charleston, WV



Consensus first team all-American in 1957...Consensus second team all-American in 1956.

Team		Year	W-L	G	FG	FGA	FG%	FT	FTA	FT%	RBs	Avg.	Pts.	Avg.
		1955	19-11	30	260	756	34.4	191	255	74.9	244	8.1	711	23.7
		1956	21-9	30	290	814	35.6	218	326	66.9	392	13.1	798	26.6
		1957	25-5	29	235	648	36.3	201	254	79.1	305	10.5	671	23.1
3 yrs.		65-25	89	785	2218	35.4	610	835	73.1	941	10.6	2180	24.5	

NCAA Tournament

Team		Year	W-L	G	FG	FGA	FG%	FT	FTA	FT%	RBs	Avg.	Pts.	Avg.
		1955	0-1	1	8			1	2	50.0			17	17.0
		1956	0-1	1	8			2	5	40.0			18	18.0
		1957	0-1	1	4	20	20.0	9	9	100.0	7	7.0	17	17.0
3 yrs.		0-3	3	20				12	16	75.0			52	17.3

Photo from Ohio sports information



BRANDON HUNTER


Ohio • 6-7 • Cincinnati, OH

Led the nation in rebounding in 2003.

Team		Year	W-L	G	FG	FGA	FG%	FG	FGA	FG%	FT	FTA	FT%	Reb.	Avg.	Ast.	Bk	St.	Pts.	Avg.
		2000	20-13	33	149	290	51.4	0	2	0.0	76	138	55.1	206	6.2	35	11	19	374	11.3
		2001	19-11	30	181	355	51.0	3	9	33.3	178	271	65.7	282	9.4	80	15	23	543	18.1
		2002	17-11	26	159	325	48.9	25	67	37.3	108	179	60.3	237	9.1	59	26	28	451	17.3
		2003	14-16	30	217	415	52.3	11	37	29.7	199	335	59.4	378	12.6	78	35	25	644	21.5
4 yrs.		70-51	119	706	1385	51.0	39	115	33.9	561	923	60.8	1103	9.3	252	87	95	2012	16.9	

Did not play in the NCAA Tournament.

Photo from Duke sports information



BOBBY HURLEY

Duke • 6-0 • Jersey City, NJ

Unanimous first team all-American in 1993...Through the 2005 season, held the NCAA career record for assists...NCAA tournament MVP in 1992...NCAA all-tournament team in 1991 and 1992...Through the 2005 NCAA tournament, held the tournament career record for three-point field goals and assists...Led all NCAA tournament players in assists in 1990, 1991 and 1992, and in three-point field goals made in 1992...Played on the NCAA championship teams in 1991 and 1992.

Team		Year	W-L	G	FG	FGA	FG%	FG	FGA	FG%	FT	FTA	FT%	Reb.	Avg.	Ast.	Bk	St.	Pts.	Avg.
		1990	29-9	38	92	262	35.1	41	115	35.7	110	143	76.9	68	1.8	288	1	67	335	8.8
		1991	32-7	39	141	333	42.3	76	188	40.4	83	114	72.8	93	2.4	289	3	51	441	11.3
		1992	34-2	31	123	284	43.3	59	140	42.1	105	133	78.9	61	2.0	237	1	35	410	13.2
		1993	24-8	32	157	373	42.1	88	209	42.1	143	178	80.3	84	2.6	262	1	49	545	17.0
4 yrs.		119-26	140	513	1252	41.0	264	652	40.5	441	568	77.6	306	2.2	1076	6	202	1731	12.4	

NCAA Tournament

Team		Year	W-L	G	FG	FGA	FG%	FG	FGA	FG%	FT	FTA	FT%	Reb.	Avg.	Ast.	Bk	St.	Pts.	Avg.
		1990	5-1	6	8	30	26.7	3	12	25.0	15	21	71.4	14	2.3	39	0	9	34	5.7
		1991	6-0	6	19	40	47.5	12	28	42.9	15	18	83.3	16	2.7	43	0	11	65	10.8
		1992	6-0	6	25	60	41.7	15	31	48.4	18	25	72.0	14	2.3	47	1	8	83	13.8
		1993	1-1	2	17	31	54.8	12	25	48.0	11	12	91.7	4	2.0	16	0	3	57	28.5
4 yrs.		18-2	20	69	161	42.9	42	96	43.8	59	76	77.6	48	2.4	145	1	31	239	12.0	

CHARLEY HYATT

Pittsburgh • 6-0 • Uniontown, PA

Consensus first team all-American in 1929 and 1930... Enshrined as a player into the Naismith Memorial Basketball Hall of Fame in 1959.

Year	Team											
	W-L	G	FG	FGA	FG%	FT	FTA	FT%	Pts.	Avg.		
1928	21-0		110			46			266			
1929	16-5		118			64			300			
1930	23-2		138			38			314			
3 yrs.	60-7		366			148			880			

Did not play in the NCAA tournament.




Photo from Pittsburgh sports information

DARRALL IMHOFF

California • 6-10 • Alhambra, CA

Unanimous first team all-American in 1960... USA Olympic team member in 1960... NCAA all-tournament team in 1959 and 1960... Led all NCAA tournament players in free-throw percentage in 1960... Played on the NCAA championship team in 1959.

Year	Team												
	W-L	G	FG	FGA	FG%	FT	FTA	FT%	RBs	Avg.	Pts.	Avg.	
1958	19-9	16	6	17	35.3	2	5	40.0	23	1.4	14	0.9	
1959	25-4	29	134	316	42.4	61	114	53.5	318	11.0	329	11.3	
1960	28-2	30	154	346	44.5	102	162	63.0	371	12.4	410	13.7	
3 yrs.	72-15	75	294	679	43.3	165	281	58.7	712	9.5	753	10.0	

NCAA Tournament

Year	Team												
	W-L	G	FG	FGA	FG%	FT	FTA	FT%	RBs	Avg.	Pts.	Avg.	
1958	1-1	1	1	2	50.0	1	1	100.0	2	2.0	3	3.0	
1959	4-0	4	21			9	13	69.2			51	12.8	
1960	4-1	5	32			22	24	91.7			86	17.2	
3 yrs.	9-2	10	54			32	38	84.2			140	14.0	




Photo from California sports information

DAN ISSEL

Kentucky • 6-9 • Batavia, IL

Unanimous first team all-American in 1970... Consensus second team all-American in 1969... Enshrined as a player into the Naismith Memorial Basketball Hall of Fame in 1993... First team academic all-American in 1970... Named to the ESPN Top 50 college players list of all-time in 2005.

Yr.	Team												
	W-L	G	FG	FGA	FG%	FT	FTA	FT%	RBs	Avg.	Pts.	Avg.	
1968	22-5	27	171	390	43.8	102	154	66.2	328	12.1	444	16.4	
1969	23-5	28	285	534	53.4	176	232	75.9	381	13.6	746	26.6	
1970	26-2	28	369	667	55.3	210	275	76.4	369	13.2	948	33.9	
3 yrs.	71-12	83	825	1591	51.9	488	661	73.8	1078	13.0	2138	25.8	


NCAA Tournament

Year	Team												
	W-L	G	FG	FGA	FG%	FT	FTA	FT%	RBs	Avg.	Pts.	Avg.	
1968	1-1	2	21	36	58.3	13	16	81.3	21	10.5	55	27.5	
1969	1-1	2	16	25	64.0	17	19	89.5	26	13.0	49	24.5	
1970	1-1	2	30	53	56.6	12	16	75.0	21	10.5	72	36.0	
3 yrs.	3-3	6	67	114	58.8	42	51	82.4	68	11.3	176	29.3	



Photo from Kentucky sports information

Photo by Mitchell Layton



ALLEN IVERSON

Georgetown • 6-1 • Hampton, VA


Unanimous first team all-American in 1996...USA Olympic team member in 2004...Led all NCAA tournament players in scoring average in 1996.

Year	Team		— 3-Point —															
	W-L	G	FG	FGA	FG%	FG	FGA	FG%	FT	FTA	FT%	Reb.	Avg.	Ast.	Bk	St.	Pts.	Avg.
1995	21-10	30	203	520	39.0	35	151	23.2	172	250	68.8	99	3.3	134	5	89	613	20.4
1996	29-8	37	312	650	48.0	87	238	36.6	215	317	67.8	141	3.8	173	16	124	926	25.0
2 yrs.	50-18	67	515	1170	44.0	122	389	31.4	387	567	68.3	240	3.6	307	21	213	1539	23.0

NCAA Tournament

Year	Team		— 3-Point —															
	W-L	G	FG	FGA	FG%	FG	FGA	FG%	FT	FTA	FT%	Reb.	Avg.	Ast.	Bk	St.	Pts.	Avg.
1995	2-1	3	20	57	35.1	4	14	28.6	12	24	50.0	14	4.7	6	0	3	56	18.7
1996	3-1	4	38	88	43.2	12	28	42.9	23	38	60.5	14	3.5	8	0	8	111	27.8
2 yrs.	5-2	7	58	145	40.0	16	42	38.1	35	62	56.5	28	4.0	14	0	11	167	23.9

Photo from LSU sports information



CHRIS JACKSON (MAHMOUD ABDUL-RAUF)

LSU • 6-1 • Gulfport, MS



Consensus first team all-American in 1989 and 1990.

Year	Team		— 3-Point —															
	W-L	G	FG	FGA	FG%	FG	FGA	FG%	FT	FTA	FT%	Reb.	Avg.	Ast.	Bk	St.	Pts.	Avg.
1989	20-12	32	359	739	48.6	84	216	38.9	163	200	81.5	108	3.4	130	6	55	965	30.2
1990	23-9	32	305	662	46.1	88	246	35.8	191	210	91.0	81	2.5	102	1	52	889	27.8
2 yrs.	43-21	64	664	1401	47.4	172	462	37.2	354	410	86.3	189	3.0	232	7	107	1854	29.0

NCAA Tournament

Year	Team		— 3-Point —															
	W-L	G	FG	FGA	FG%	FG	FGA	FG%	FT	FTA	FT%	Reb.	Avg.	Ast.	Bk	St.	Pts.	Avg.
1989	0-1	1	16	32	50.0	1	8	12.5	0	0	0.0	5	5.0	1	0	2	33	33.0
1990	1-1	2	11	27	40.7	3	11	27.3	4	4	100.0	5	2.5	6	1	1	29	14.5
2 yrs.	1-2	3	27	59	45.8	4	19	21.1	4	4	100.0	10	3.3	7	1	3	62	20.7

Photo from Ohio State sports information



JIM JACKSON

Ohio State • 6-6 • Toledo, OH

Named player of the year by UPI in 1992...Unanimous first team all-American in 1992...Consensus first team all-American in 1991.

Year	Team		— 3-Point —															
	W-L	G	FG	FGA	FG%	FG	FGA	FG%	FT	FTA	FT%	Reb.	Avg.	Ast.	Bk	St.	Pts.	Avg.
1990	17-13	30	194	389	49.9	21	59	35.6	73	93	78.5	166	5.5	110	14	39	482	16.1
1991	27-4	31	228	441	51.7	17	51	33.3	112	149	75.2	169	5.5	133	24	55	585	18.9
1992	26-6	32	264	535	49.3	44	108	40.7	146	180	81.1	217	6.8	129	8	53	718	22.4
3 yrs.	70-23	93	686	1365	50.3	82	218	37.6	331	422	78.4	552	5.9	372	46	147	1785	19.2

NCAA Tournament

Year	Team		— 3-Point —															
	W-L	G	FG	FGA	FG%	FG	FGA	FG%	FT	FTA	FT%	Reb.	Avg.	Ast.	Bk	St.	Pts.	Avg.
1990	1-1	2	10	30	33.3	0	3	0.0	6	8	75.0	11	5.5	9	0	1	26	13.0
1991	2-1	3	22	49	44.9	2	8	25.0	13	21	61.9	20	6.7	16	4	2	59	19.7
1992	3-1	4	27	77	35.1	5	21	23.8	15	22	68.2	27	6.8	15	1	7	74	18.5
3 yrs.	6-3	9	59	156	37.8	7	32	21.9	34	51	66.7	58	6.4	40	5	10	159	17.7

REGGIE JACKSON

Nicholls State • 6-6 • Baker, LA

Year	Team		— 3-Point —															
	W-L	G	FG	FGA	FG%	FG	FGA	FG%	FT	FTA	FT%	Reb.	Avg.	Ast.	Bk	St.	Pts.	Avg.
1992	15-13	28	169	300	56.3	0	0	0.0	122	202	60.4	310	11.1	25	28	51	460	16.4
1993	14-12	26	199	336	59.2	0	1	0.0	134	202	66.3	325	12.5	38	19	52	532	20.5
1994	19-9	26	187	318	58.8	0	0	0.0	109	170	64.1	311	12.0	23	10	26	483	18.6
1995	24-6	30	251	433	58.0	0	4	0.0	147	228	64.5	325	10.8	37	12	56	649	21.6
4 yrs.	72-40	110	806	1387	58.1	0	5	0.0	512	802	63.8	1271	11.6	123	69	185	2124	19.3

NCAA Tournament

Year	Team		— 3-Point —															
	W-L	G	FG	FGA	FG%	FG	FGA	FG%	FT	FTA	FT%	Reb.	Avg.	Ast.	Bk	St.	Pts.	Avg.
1995	0-1	1	5	10	50.0	0	1	0.0	0	0	0.0	9	9.0	3	0	3	10	10.0




Photo by James Stewart

TONY JACKSON

St. John's (New York) • 6-4 • Brooklyn, NY

Consensus second team all-American in 1960 and 1961... Played on the postseason NIT title team in 1959.

Year	Team														
	W-L	G	FG	FGA	FG%	FT	FTA	FT%	RBs	Avg.	Pts.	Avg.			
1959	20-6	26	215	470	45.7	91	130	70.0	401	15.4	521	20.0			
1960	17-8	25	187	456	41.0	157	196	80.1	286	11.4	531	21.2			
1961	20-5	25	203	400	50.8	145	180	80.6	310	12.4	551	22.0			
3 yrs.	57-19	75	605	1326	45.6	393	506	77.7	997	13.3	1603	21.4			

NCAA Tournament

Year	Team														
	W-L	G	FG	FGA	FG%	FT	FTA	FT%	RBs	Avg.	Pts.	Avg.			
1961	0-1	1	9	15	60.0	8	8	100.0	6	6.0	26	26.0			



Photo from St. John's (New York) sports information

WILLIE JACKSON

Centenary (Louisiana) • 6-6 • Heflin, LA

Year	Team														
	W-L	G	FG	FGA	FG%	FT	FTA	FT%	Reb.	Avg.	Ast.	Pts.	Avg.		
1981	16-12	28	191	377	50.7	100	157	63.7	221	7.9	—	482	17.2		
1982	17-12	29	273	511	53.4	147	203	72.4	283	9.8	—	693	23.9		
1983	16-13	29	271	542	50.0	155	202	76.7	264	9.1	—	697	24.0		
1984	12-16	28	260	558	46.6	143	193	74.1	245	8.8	70	663	23.7		
4 yrs.	61-53	114	995	1988	50.1	545	755	72.2	1013	8.9	70	2535	22.2		

Did not play in the NCAA tournament.





Photo from Centenary sports information

Photo from Stanford sports information



CASEY JACOBSEN

Stanford • 6-6 • Glendora, CA


Consensus first team all-American in 2001... Consensus second team all-American in 2002.

Year	Team										— 3-Point —			Reb.	Avg.	Ast.	Bk	St.	Pts.	Avg.
	W-L	G	FG	FGA	FG%	FT	FTA	FT%	FG	FGA	FG%									
2000	27-4	31	139	298	46.6	74	170	43.5	97	136	71.3	93	3.0	70	1	14	449	14.5		
2001	31-3	34	203	400	50.8	84	178	47.2	126	155	81.3	136	4.0	78	3	18	616	18.1		
2002	20-10	30	205	465	44.1	64	172	37.2	184	237	77.6	135	4.5	106	3	18	658	21.9		
3 yrs.	78-17	95	547	1163	47.0	222	520	42.7	407	528	77.1	364	3.8	254	7	50	1723	18.1		

NCAA Tournament

Year	Team										— 3-Point —			Reb.	Avg.	Ast.	Bk	St.	Pts.	Avg.
	W-L	G	FG	FGA	FG%	FT	FTA	FT%	FG	FGA	FG%									
2000	1-1	2	8	21	38.1	5	15	33.3	2	2	100.0	3	1.5	4	0	2	23	11.5		
2001	3-1	4	24	45	53.3	8	15	53.3	20	23	87.0	17	4.3	10	1	2	76	19.0		
2002	1-1	2	12	30	40.0	1	6	16.7	16	18	88.9	12	6.0	5	0	1	41	20.5		
3 yrs.	5-3	8	44	96	45.8	14	36	38.9	38	43	88.4	32	4.0	19	1	5	140	17.5		

Photo from Akron sports information



JOE JAKUBICK


Akron • 6-5 • Mansfield, OH

Led the nation in scoring in 1984.

Year	Team										Reb.	Avg.	Ast.	Pts.	Avg.
	W-L	G	FG	FGA	FG%	FT	FTA	FT%	FG	FGA					
1981	8-18	26	138	299	46.2	72	92	78.3	65	2.5	—	348	13.4		
1982	7-19	26	235	449	52.3	124	152	81.6	85	3.3	—	594	22.8		
1983	14-15	29	296	585	50.6	182	228	79.8	144	5.0	—	774	26.7		
1984	8-19	27	304	580	52.4	206	247	83.4	132	4.9	72	814	30.1		
4 yrs.	37-71	108	973	1913	50.9	584	719	81.2	426	3.9	72	2530	23.4		

Did not play in the NCAA tournament.

Photo by Robert Crawford



ANTAWN JAMISON

North Carolina • 6-7 • Charlotte, NC

Named player of the year by AP, the USBWA and the NABC in 1998... Wooden Award winner in 1998... Naismith Award winner in 1998... Unanimous first team all-American in 1998... Consensus second team all-American in 1997... Led all NCAA tournament players in rebounding in 1998.

Year	Team										— 3-Point —			Reb.	Avg.	Ast.	Bk	St.	Pts.	Avg.
	W-L	G	FG	FGA	FG%	FT	FTA	FT%	FG	FGA	FG%									
1996	21-11	32	201	322	62.4	0	1	0.0	82	156	52.6	309	9.7	33	33	25	484	15.1		
1997	28-7	35	270	496	54.4	2	11	18.2	126	203	62.1	329	9.4	30	22	40	668	19.1		
1998	34-4	37	316	546	57.9	6	15	40.0	184	276	66.7	389	10.5	30	30	28	822	22.2		
3 yrs.	83-22	104	787	1364	57.7	8	27	29.6	392	635	61.7	1027	9.9	93	85	93	1974	19.0		

NCAA Tournament

Year	Team										— 3-Point —			Reb.	Avg.	Ast.	Bk	St.	Pts.	Avg.
	W-L	G	FG	FGA	FG%	FT	FTA	FT%	FG	FGA	FG%									
1996	1-1	2	11	18	61.1	0	0	0.0	4	10	40.0	18	9.0	2	3	3	26	13.0		
1997	4-1	5	35	75	46.7	0	0	0.0	18	26	69.2	45	9.0	4	4	4	88	17.6		
1998	4-1	5	37	86	43.0	0	2	0.0	16	31	51.6	63	12.6	4	3	3	90	18.0		
3 yrs.	9-3	12	83	179	46.4	0	2	0.0	38	67	56.7	126	10.5	10	6	10	204	17.0		

CHESTER "CHET" JAWORSKI

Rhode Island • 5-11 • Worcester, MA

Consensus first team all-American in 1939.

Year	Team		G	FG	FGA	FG%	FT	FTA	FT%	Pts.	Avg.
	W-L										
1937	18-3		21							301	14.3
1938	19-2		21	177		87				441	21.0
1939	17-4		21	201		73				475	22.6
3 yrs.	54-9	63								1217	19.3

Did not play in the NCAA tournament.




Photo from Converse Basketball Yearbook

RICHARD JEFFERSON

Arizona • 6-7 • Phoenix, AZ

USA Olympic team member in 2004... NCAA all-tournament team in 2001.

Year	Team		G	FG	FGA	FG%	— 3-Point —			FT	FTA	FT%	Reb.	Avg.	Ast.	Bk	St.	Pts.	Avg.
	W-L						FG	FGA	FG%										
1999	22-6		28	104	210	49.5	12	33	36.4	97	125	77.6	134	4.8	80	11	18	317	11.3
2000	27-7		21	84	167	50.3	17	40	42.5	45	63	71.4	92	4.4	58	24	6	230	11.0
2001	28-8		35	147	307	47.9	31	90	34.4	72	110	65.5	190	5.4	94	28	27	397	11.3
3 yrs.	77-21	84	335	684	49.0	60	163	36.8	214	298	71.8	416	5.0	232	63	51	944	11.2	

NCAA Tournament

Year	Team		G	FG	FGA	FG%	— 3-Point —			FT	FTA	FT%	Reb.	Avg.	Ast.	Bk	St.	Pts.	Avg.
	W-L						FG	FGA	FG%										
1999	0-1		1	1	5	20.0	0	0	0.0	0	0	0.0	1	1.0	1	0	0	2	2.0
2000	1-1		2	7	15	46.7	3	6	50.0	4	4	100.0	6	3.0	2	3	1	21	10.5
2001	5-1		6	30	60	50.0	8	20	40.0	13	21	61.9	38	6.3	12	6	9	81	13.5
3 yrs.	6-3	9	38	80	47.5	11	26	42.3	17	25	68.0	45	5.0	15	9	10	104	11.6	




Photo from Arizona sports information

AVERY JOHNSON

Southern University • 5-11 • New Orleans, LA

Through the 2005 season, held the NCAA career and season records for assists per game... Also held the NCAA season record for most assists per game with 13.3 in 1988... Also shared the NCAA game record for assists with 22 against Texas Southern on January 25, 1988... Led the nation in assists in 1987 and 1988.

Year	Team		G	FG	FGA	FG%	— 3-Point —			FT	FTA	FT%	Reb.	Avg.	Ast.	Bk	St.	Pts.	Avg.
	W-L						FG	FGA	FG%										
1985	17-16		33	54	106	50.9	—	—	—	34	55	61.8	63	1.9	—	—	—	142	4.3
1986	Transferred from Cameron (Division II)																		
1987	19-12		31	86	196	43.9	7	24	29.2	40	65	61.5	73	2.4	333	5	82	219	7.1
1988	24-7		30	138	257	53.7	22	47	46.8	44	64	68.8	84	2.8	399	1	106	342	11.4
3 yrs.	60-35	94	278	559	49.7	29	71	40.8	118	184	64.1	220	2.3	732	6	188	703	7.5	

NCAA Tournament

Year	Team		G	FG	FGA	FG%	— 3-Point —			FT	FTA	FT%	Reb.	Avg.	Ast.	Bk	St.	Pts.	Avg.
	W-L						FG	FGA	FG%										
1987	0-1		1	1	8	12.5	1	3	33.3	2	2	100.0	2	2.0	2	0	4	5	5.0
1988	0-1		1	1	6	16.7	0	1	0.0	0	0	0.0	3	3.0	9	0	1	2	2.0
2 yrs.	0-2	2	2	2	14	14.3	1	4	25.0	2	2	100.0	5	2.5	11	0	5	7	3.5





Photo from Southern University sports information

Photo from Michigan State sports information



EARVIN "MAGIC" JOHNSON

Michigan State • 6-8 • Lansing, MI


Unanimous first team all-American in 1979... Enshrined as a player into the Naismith Memorial Basketball Hall of Fame in 2002... USA Olympic team member in 1992... Named to the NCAA Final Four all-time team... Named to the NCAA tournament all-decade team for the 1970s... NCAA tournament MVP in 1979... NCAA all-tournament team in 1979... Through the 2005 NCAA tournament, was one of two different players to have a Final Four triple-double... Played on the NCAA championship team in 1979... Named to the ESPN Top 50 college players list of all-time in 2005... Named to the 50 greatest players list in NBA history in 1996.

Year	Team											
	W-L	G	FG	FGA	FG%	FT	FTA	FT%	RBs	Avg.	Pts.	Avg.
1978	25-5	30	175	382	45.8	161	205	78.5	237	7.9	511	17.0
1979	26-6	32	173	370	46.8	202	240	84.2	234	7.3	548	17.1
2 yrs.	51-11	62	348	752	46.3	363	445	81.6	471	7.6	1059	17.1

NCAA Tournament

Year	Team											
	W-L	G	FG	FGA	FG%	FT	FTA	FT%	RBs	Avg.	Pts.	Avg.
1978	2-1	3	10	36	27.8	13	19	68.4	20	6.7	33	11.0
1979	5-0	5	34	65	52.3	41	46	89.1	44	8.8	109	21.8
2 yrs.	7-1	8	44	101	43.6	54	65	83.1	64	8.0	142	17.8

Photo from UNLV sports information



LARRY JOHNSON

UNLV • 6-7 • Dallas, TX


Named player of the year by the USBWA and the NABC in 1991... Wooden Award winner in 1991... Naismith Award winner in 1991... Unanimous first team all-American in 1991... Consensus first team all-American in 1990... Through the 2005 season, shared the NCAA season record for games played in 1990... NCAA all-tournament team in 1990... Led all NCAA tournament players in rebounds in 1990 and 1991, and in blocked shots in 1990... Played on the NCAA championship team in 1990.

Year	Team											— 3-Point —						
	W-L	G	FG	FGA	FG%	FT	FTA	FT%	Reb.	Avg.	Ast.	Bk	St.	Pts.	Avg.			
1990	35-5	40	304	487	62.4	13	38	34.2	201	262	76.7	457	11.4	84	56	65	822	20.6
1991	34-1	35	308	465	66.2	17	48	35.4	162	198	81.8	380	10.9	104	36	74	795	22.7
2 yrs.	69-6	75	612	952	64.3	30	86	34.9	363	460	78.9	837	11.2	188	92	139	1617	21.6

NCAA Tournament

Year	Team											— 3-Point —						
	W-L	G	FG	FGA	FG%	FT	FTA	FT%	Reb.	Avg.	Ast.	Bk	St.	Pts.	Avg.			
1990	6-0	6	44	73	60.3	4	5	80.0	21	29	72.4	75	12.5	13	11	4	113	18.8
1991	4-1	5	44	72	61.1	3	13	23.1	18	23	78.3	51	10.2	11	5	12	109	21.8
2 yrs.	10-1	11	88	145	60.7	7	18	38.9	39	52	75.0	126	11.5	24	16	16	222	20.2

Photo from UCLA sports information



MARQUES JOHNSON

UCLA • 6-7 • Los Angeles, CA

Named player of the year by AP, UPI, the USBWA and the NABC in 1977... Wooden Award winner in 1977... Naismith Award winner in 1977... Unanimous first team all-American in 1977... First team academic all-American in 1977... Named to the NCAA tournament all-decade team for the 1970s... NCAA all-tournament team in 1976... Played on the NCAA championship team in 1975.

Year	Team											
	W-L	G	FG	FGA	FG%	FT	FTA	FT%	RBs	Avg.	Pts.	Avg.
1974	26-4	27	83	131	63.4	28	38	73.7	90	3.3	194	7.2
1975	28-3	29	138	254	54.3	59	86	68.6	205	7.1	335	11.6
1976	27-5	32	223	413	54.0	106	140	75.7	301	9.4	552	17.3
1977	24-5	27	244	413	59.1	90	145	62.1	301	11.1	578	21.4
4 yrs.	105-17	115	688	1211	56.8	283	409	69.2	897	7.8	1659	14.4

NCAA Tournament

Year	Team											
	W-L	G	FG	FGA	FG%	FT	FTA	FT%	RBs	Avg.	Pts.	Avg.
1974	3-1	4	9	17	52.9	5	9	55.6	12	3.0	23	5.8
1975	5-0	5	34	66	51.5	12	15	80.0	49	9.8	80	16.0
1976	4-1	5	37	68	54.4	19	25	76.0	50	10.0	93	18.6
1977	1-1	2	14	28	50.0	10	12	83.3	27	13.5	38	19.0
4 yrs.	13-3	16	94	179	52.5	46	61	75.4	138	8.6	234	14.6

STEVE JOHNSON

Oregon State • 6-11 • San Bernardino, CA

Consensus first team all-American in 1981...Through the 2005 season, held the NCAA career record for field-goal percentage for players with at least 400 made...Also held the NCAA season record for field-goal percentage in 1981...Led the nation in field-goal percentage in 1980 and 1981.

Year	Team											
	W-L	G	FG	FGA	FG%	FT	FTA	FT%	RBs	Avg.	Pts.	Avg.
1977	16-13	28	159	267	59.6	61	91	67.0	156	5.6	379	13.5
1978	16-11	3	26	45	57.8	8	13	61.5	29	9.7	60	20.0
1979	18-10	27	197	298	66.1	104	169	61.5	178	6.6	498	18.4
1980	*26-3	30	211	297	71.0	87	145	60.0	207	6.9	509	17.0
1981	*26-1	28	235	315	74.6	119	174	68.4	215	7.7	589	21.0
5 yrs.	*102-38	116	828	1222	67.8	379	592	64.0	785	6.8	2035	17.5

NCAA Tournament

Year	Team											
	W-L	G	FG	FGA	FG%	FT	FTA	FT%	RBs	Avg.	Pts.	Avg.
1980	*0-0	1	11	18	61.1	2	4	50.0	18	18.0	24	24.0
1981	*0-0	1	5	10	50.0	6	8	75.0	6	6.0	16	16.0
2 yrs.	*0-0	2	16	28	57.1	8	12	66.7	24	12.0	40	20.0

*NCAA tournament records later vacated: 1980, 0-1; 1981, 0-1.





Photo from Oregon State sports information

NEIL JOHNSTON

Ohio State • 6-8 • Chillicothe, OH

Enshrined as a player into the Naismith Memorial Basketball Hall of Fame in 1990.

Year	Team											
	W-L	G	FG	FGA	FG%	FT	FTA	FT%	Pts.	Avg.		
1947	7-13	7	5			3	8		13	1.9		
1948	10-10	20	67	219	30.6	46	87	52.9	180	9.0		
2 yrs.	17-23	27	72			49	95	51.6	193	7.1		

Did not play in the NCAA tournament.



Photo from Converse Basketball Yearbook

K. C. JONES

San Francisco • 6-2 • San Francisco, CA

Consensus second team all-American in 1956...Enshrined as a player into the Naismith Memorial Basketball Hall of Fame in 1989...USA Olympic team member in 1956...Named to the NCAA tournament all-decade team for the 1950s...NCAA all-tournament team in 1955... Played on the NCAA championship teams in 1955 and 1956.

Year	Team											
	W-L	G	FG	FGA	FG%	FT	FTA	FT%	RBs	Avg.	Pts.	Avg.
1952	11-13	24	44	128	34.4	46	64	71.9	94	3.9	134	5.6
1953	11-12	23	63	159	39.6	79	144	54.9			205	8.9
1954	14-7	1	3	12	25.0	2	2	100.0	3	3.0	8	8.0
1955	28-1	29	105	293	35.8	97	144	67.4	148	5.1	307	10.6
1956	29-0	25	76	208	36.5	93	142	65.5	130	5.2	245	9.8
5 yrs.	93-33	102	291	800	36.4	317	496	63.9			899	8.8

Note: Redshirt the 1954 season after undergoing an appendectomy.

NCAA Tournament

Year	Team											
	W-L	G	FG	FGA	FG%	FT	FTA	FT%	RBs	Avg.	Pts.	Avg.
1955	5-0	5	25			18	30	60.0			68	13.6

Note: Did not participate in the 1956 NCAA tournament in which team was 4-0 because he was playing his fifth season, which made him ineligible to play.





Photo from San Francisco sports information

Photo from Murray State sports information



RONALD "POPEYE" JONES

Murray State • 6-8 • Dresden, TN


Led the nation in rebounding in 1992.

Year	Team					— 3-Point —			FT	FTA	FT%	Reb.	Avg.	Ast.	Bk	St.	Pts.	Avg.
	W-L	G	FG	FGA	FG%	FG	FGA	FG%										
1989	19-11	30	65	133	48.9	0	0	0.0	43	57	75.4	138	4.6	21	5	19	173	5.8
1990	21-9	30	217	434	50.0	15	34	44.1	137	181	75.7	336	11.2	59	17	57	586	19.5
1991	24-9	33	268	544	49.3	7	32	21.9	123	173	71.1	469	14.2	69	38	40	666	20.2
1992	17-13	30	232	475	48.8	7	18	38.9	161	207	77.8	431	14.4	72	27	43	632	21.1
4 yrs.	81-42	123	782	1586	49.3	29	84	34.5	464	618	75.1	1374	11.2	221	87	159	2057	16.7

NCAA Tournament

Year	Team					— 3-Point —			FT	FTA	FT%	Reb.	Avg.	Ast.	Bk	St.	Pts.	Avg.
	W-L	G	FG	FGA	FG%	FG	FGA	FG%										
1990	0-1	1	15	36	41.7	3	7	42.9	4	6	66.7	11	11.0	0	1	1	37	37.0
1991	0-1	1	5	16	31.3	0	1	0.0	1	4	25.0	8	8.0	6	2	1	11	11.0
1992	0-1	1	8	19	42.1	0	1	0.0	1	2	50.0	15	15.0	3	0	1	17	17.0
3 yrs.	0-3	3	28	71	39.4	3	9	33.3	6	12	50.0	34	11.3	9	3	3	65	21.7

Photo from North Carolina Central sports information



SAM JONES

North Carolina Central • 6-4 • Laurinburg, NC



Enshrined as a player into the Naismith Memorial Basketball Hall of Fame in 1983... Named to the 50 greatest players list in NBA history in 1996.

Year	Team					FT	FTA	FT%	Reb.	Avg.	Pts.	Avg.
	W-L	G	FG	FGA	FG%							
1952	18-10	21	121			43	72	59.7			285	13.6
1953	17-7	24	170	370	45.9	113	183	61.7	120	5.0	453	18.9
1954	23-7	26	203	422	48.1	98	137	71.5	210	8.1	504	19.4
1955-56	Did not play.											
1957	21-6	27	174	398	43.7	155	202	76.7	288	10.7	503	18.6
4 yrs.	79-30	98	668			409	594	68.9			1745	17.8

Did not play in the NCAA tournament.

Note: North Carolina Central was a College Division (Division II) school at the time Jones played.

Photo by Al Stook



MICHAEL JORDAN

North Carolina • 6-6 • Wilmington, NC

Named player of the year by AP, UPI, the USBWA and the NABC in 1984... Wooden Award winner in 1984... Naismith Award winner in 1984... Unanimous first team all-American in 1983 and 1984... USA Olympic team member in 1984 and 1992... Named to the NCAA Final Four all-time team... Named to the NCAA tournament all-decade team for the 1980s... NCAA all-tournament team in 1982... Played on the NCAA championship team in 1982... Named to the ESPN Top 50 college players list of all-time in 2005... Named to the 50 greatest players list in NBA history in 1996.

Year	Team					FT	FTA	FT%	Reb.	Avg.	Ast.	Pts.	Avg.
	W-L	G	FG	FGA	FG%								
1982	32-2	34	191	358	53.4	78	108	72.2	149	4.4	—	460	13.5
1983	28-8	36	282	527	53.5	123	167	73.7	197	5.5	—	687	19.1
1984	28-3	31	247	448	55.1	113	145	77.9	163	5.3	64	607	19.6
3 yrs.	88-13	101	720	1333	54.0	314	420	74.8	509	5.0	64	1754	17.4

NCAA Tournament

Year	Team					FT	FTA	FT%	Reb.	Avg.	Ast.	Pts.	Avg.
	W-L	G	FG	FGA	FG%								
1982	5-0	5	25	50	50.0	16	20	80.0	19	3.8	—	66	13.2
1983	2-1	3	22	46	47.8	15	18	83.3	16	5.3	—	59	19.7
1984	1-1	2	17	29	58.6	6	9	66.7	7	3.5	1	40	20.0
3 yrs.	8-2	10	64	125	51.2	37	47	78.7	42	4.2	1	165	16.5

GEORGE KAFTAN

Holy Cross • 6-3 • New York, NY

Consensus second team all-American in 1947 and 1948... Named to the NCAA tournament all-decade team for the 1940s... NCAA tournament MVP in 1947... Led all NCAA tournament players in scoring in 1947... Played on the NCAA championship team in 1947.

Year	Team		G	FG	FGA	FG%	FT	FTA	FT%	Pts.	Avg.
	W-L										
1946	12-3		15	90			57			237	15.8
1947	27-3		28	119			72			310	11.1
1948	26-4		30	187			94			468	15.6
1949	19-8		14	68			26			162	11.6
4 yrs.	84-18		87	464			249			1177	13.5

NCAA Tournament

Year	Team		G	FG	FGA	FG%	FT	FTA	FT%	Pts.	Avg.
	W-L										
1947	3-0		3	25			13	24	54.2	63	21.0
1948	2-1		3	17			7	14	50.0	41	13.7
2 yrs.	5-1		6	42			20	38	52.6	104	17.3




Photo from Holy Cross sports information

ROGER KAISER

Georgia Tech • 6-1 • Dale, IN

Consensus first team all-American in 1961... Consensus second team all-American in 1960.

Year	Team		G	FG	FGA	FG%	FT	FTA	FT%	RBs	Avg.	Pts.	Avg.
	W-L												
1959	17-9		26	138	342	40.4	106	127	83.5	182	7.0	382	14.7
1960	22-6		28	237	503	47.1	164	190	86.3	154	5.5	638	22.8
1961	13-13		26	216	517	41.8	176	203	86.7	106	4.1	608	23.4
3 yrs.	52-28		80	591	1362	43.4	446	520	85.8	442	5.5	1628	20.4

NCAA Tournament

Year	Team		G	FG	FGA	FG%	FT	FTA	FT%	RBs	Avg.	Pts.	Avg.
	W-L												
1960	1-1		2	18	46	39.1	16	17	94.1	11	5.5	52	26.0




Photo from Georgia Tech sports information

ADAM KEEFE

Stanford • 6-9 • Irvine, CA

Played on the postseason NIT title team in 1991.

Year	Team		G	FG	FGA	FG%	— 3-Point —			FT	FTA	FT%	Reb.	Avg.	Ast.	Bk	St.	Pts.	Avg.
	W-L						FG	FGA	FG%										
1989	26-7		33	93	147	63.3	0	0	0.0	91	132	68.9	179	5.4	22	11	18	277	8.4
1990	18-12		30	210	335	62.7	0	0	0.0	179	247	72.5	272	9.1	41	18	23	599	20.0
1991	20-13		33	252	414	60.9	2	4	50.0	203	267	76.0	313	9.5	61	12	51	709	21.5
1992	18-11		29	275	488	56.4	5	11	45.5	179	240	74.6	355	12.2	86	14	49	734	25.3
4 yrs.	82-43		125	830	1384	60.0	7	15	46.7	652	886	73.6	1119	9.0	210	55	141	2319	18.6

NCAA Tournament

Year	Team		G	FG	FGA	FG%	— 3-Point —			FT	FTA	FT%	Reb.	Avg.	Ast.	Bk	St.	Pts.	Avg.
	W-L						FG	FGA	FG%										
1989	0-1		1	5	6	83.3	0	0	0.0	12	13	92.3	5	5.0	0	0	0	22	22.0
1992	0-1		1	10	19	52.6	0	1	0.0	3	4	75.0	9	9.0	1	1	0	23	23.0
2 yrs.	0-2		2	15	25	60.0	0	1	0.0	15	17	88.2	14	7.0	1	1	0	45	22.5






Photo from Stanford sports information

Photo from Texas Southern sports information



HARRY KELLY



Texas Southern • 6-7 • Jackson, MS

Led the nation in scoring in 1982 and 1983.

Year	Team											
	W-L	G	FG	FGA	FG%	FT	FTA	FT%	RBs	Avg.	Pts.	Avg.
1980	9-17	26	313	612	51.1	127	163	77.9	205	7.9	753	29.0
1981	13-13	26	252	538	46.8	112	149	75.2	205	7.9	616	23.7
1982	21-8	29	336	658	51.1	190	260	73.1	335	11.6	862	29.7
1983	22-7	29	333	736	45.2	169	222	76.1	340	11.7	835	28.8
4 yrs.	65-45	110	1234	2544	48.5	598	795	75.2	1085	9.9	3066	27.9

Did not play in the NCAA tournament.

Photo by Malcolm W. Emmons



GREG KELSER

Michigan State • 6-7 • Detroit, MI



First team academic all-American in 1979...NCAA Today's Top Five recipient in 1980...NCAA Silver Anniversary recipient in 2004...NCAA all-tournament team in 1979...Led all NCAA tournament players in field-goal percentage and rebounding average in 1978...Played on the NCAA championship team in 1979.

Year	Team											
	W-L	G	FG	FGA	FG%	FT	FTA	FT%	RBs	Avg.	Pts.	Avg.
1976	14-13	27	136	263	51.7	44	78	56.4	260	9.6	316	11.7
1977	12-15	26	217	441	49.2	131	196	66.8	280	10.8	565	21.7
1978	25-5	30	221	362	61.0	89	152	58.6	274	9.1	531	17.7
1979	26-6	32	246	451	54.5	110	164	67.1	278	8.7	602	18.8
4 yrs.	77-39	115	820	1517	54.1	374	590	63.4	1092	9.5	2014	17.5

NCAA Tournament

Year	Team											
	W-L	G	FG	FGA	FG%	FT	FTA	FT%	RBs	Avg.	Pts.	Avg.
1978	2-1	3	29	40	72.5	7	12	58.3	37	12.3	65	21.7
1979	5-0	5	52	93	55.9	23	35	65.7	53	10.6	127	25.4
2 yrs.	7-1	8	81	133	60.9	30	47	63.8	90	11.3	192	24.0

Photo from Arizona sports information



STEVE KERR

Arizona • 6-3 • Pacific Palisades, CA

NCAA Postgraduate Scholarship winner in 1988...Through the 2005 season, held the NCAA season record for three-point field-goal percentage for players with at least 100 made in 1988 and consecutive games making a three-point field goal with 38 in 1988.

Year	Team												— 3-Point —			Pts.	Avg.	
	W-L	G	FG	FGA	FG%	FG	FGA	FG%	FT	FTA	FT%	Reb.	Avg.	Ast.	Bk			St.
1984	11-17	28	81	157	51.6	—	—	—	36	52	69.2	33	1.2	35	—	—	198	7.1
1985	21-10	31	126	222	56.8	—	—	—	57	71	80.3	73	2.4	123	—	—	309	10.0
1986	23-9	32	195	361	54.0	—	—	—	71	79	89.9	101	3.2	135	1	52	461	14.4
1987	Injury Redshirt (knee)																	
1988	35-3	38	151	270	55.9	114	199	57.3	61	74	82.4	76	2.0	150	2	44	477	12.6
4 yrs.	90-39	129	553	1010	54.8	114	199	57.3	225	276	81.5	283	2.2	443	3	96	1445	11.2

NCAA Tournament

Year	Team												— 3-Point —			Pts.	Avg.	
	W-L	G	FG	FGA	FG%	FG	FGA	FG%	FT	FTA	FT%	Reb.	Avg.	Ast.	Bk			St.
1985	0-1	1	4	8	50.0	—	—	—	0	0	0.0	5	5.0	0	—	—	8	8.0
1986	0-1	1	5	12	41.7	—	—	—	0	0	0.0	3	3.0	3	0	2	10	10.0
1988	4-1	5	15	42	35.7	12	32	37.5	13	16	81.3	16	3.2	22	1	7	55	11.0
3 yrs.	4-3	7	24	62	38.7	12	32	37.5	13	16	81.3	24	3.4	25	1	9	73	10.4

ALEC KESSLER

Georgia • 6-11 • Roswell, GA

First team academic all-American in 1988, 1989 and 1990...NCAA Postgraduate Scholarship winner in 1990.

Year	Team		— 3-Point —							FT	FTA	FT%	Reb.	Avg.	Ast.	Bk	St.	Pts.	Avg.
	W-L	G	FG	FGA	FG%	FG	FGA	FG%											
1987	18-12	28	55	89	61.8	0	0	0.0	30	42	71.4	95	3.4	25	8	19	140	5.0	
1988	20-16	35	149	303	49.2	0	0	0.0	144	183	78.7	197	5.6	25	20	19	442	12.6	
1989	15-16	31	210	431	48.7	0	1	0.0	176	232	75.9	301	9.7	42	6	22	596	19.2	
1990	20-9	29	198	403	49.1	15	35	42.9	199	263	75.7	300	10.3	37	15	19	610	21.0	
4 yrs.	73-53	123	612	1226	49.9	15	36	41.7	549	720	76.3	893	7.3	129	49	79	1788	14.5	

NCAA Tournament

Year	Team		— 3-Point —							FT	FTA	FT%	Reb.	Avg.	Ast.	Bk	St.	Pts.	Avg.
	W-L	G	FG	FGA	FG%	FG	FGA	FG%											
1987	0-1	1	4	5	80.0	0	0	0.0	1	2	50.0	6	6.0	1	0	1	9	9.0	
1990	0-1	1	12	17	70.6	0	0	0.0	9	10	90.0	17	17.0	1	0	1	33	33.0	
2 yrs.	0-2	2	16	22	72.7	0	0	0.0	10	12	83.3	23	11.5	2	0	2	42	21.0	




Photo from Georgia sports information

JASON KIDD

California • 6-4 • Oakland, CA

Unanimous first team all-American in 1994...USA Olympic team member in 2000...Led the nation in assists in 1994; and in steals in 1993...Led all NCAA tournament players in assists in 1993.

Year	Team		— 3-Point —							FT	FTA	FT%	Reb.	Avg.	Ast.	Bk	St.	Pts.	Avg.
	W-L	G	FG	FGA	FG%	FG	FGA	FG%											
1993	21-9	29	133	287	46.3	24	84	28.6	88	134	65.7	142	4.9	222	8	110	378	13.0	
1994	22-8	30	166	352	47.2	51	141	36.2	117	169	69.2	207	6.9	272	9	94	500	16.7	
2 yrs.	43-17	59	299	639	46.8	75	225	33.3	205	303	67.7	349	5.9	494	17	204	878	14.9	

NCAA Tournament

Year	Team		— 3-Point —							FT	FTA	FT%	Reb.	Avg.	Ast.	Bk	St.	Pts.	Avg.
	W-L	G	FG	FGA	FG%	FG	FGA	FG%											
1993	2-1	3	14	35	40.0	3	9	33.3	9	14	64.3	20	6.7	31	0	13	40	13.3	
1994	0-1	1	4	17	23.5	1	7	14.3	3	3	100.0	11	11.0	7	0	3	12	12.0	
2 yrs.	2-2	4	18	52	34.6	4	16	25.0	12	17	70.6	31	7.8	38	0	16	52	13.0	




Photo from California sports information

GREG "BO" KIMBLE

Loyola Marymount • 6-5 • Philadelphia, PA

Consensus second team all-American in 1990...Led the nation in scoring in 1990...Led all NCAA tournament players in scoring average and free-throw percentage in 1990.

Year	Team		— 3-Point —							FT	FTA	FT%	Reb.	Avg.	Ast.	Bk	St.	Pts.	Avg.
	W-L	G	FG	FGA	FG%	FG	FGA	FG%											
1986	11-17	28	138	297	46.5	—	—	—	64	83	77.1	101	3.6	58	11	17	340	12.1	
1987	Transferred from Southern California																		
1988	28-4	26	211	481	43.9	74	195	37.9	81	103	78.6	81	3.1	26	6	49	577	22.2	
1989	20-11	18	119	259	45.9	33	94	35.1	31	41	75.6	76	4.2	26	3	34	302	16.8	
1990	26-6	32	404	763	52.9	92	200	46.0	231	268	86.2	247	7.7	62	21	92	1131	35.3	
4 yrs.	85-38	104	872	1800	48.4	199	489	40.7	407	495	82.2	505	4.9	172	41	192	2350	22.6	

NCAA Tournament

Year	Team		— 3-Point —							FT	FTA	FT%	Reb.	Avg.	Ast.	Bk	St.	Pts.	Avg.
	W-L	G	FG	FGA	FG%	FG	FGA	FG%											
1988	1-1	2	15	43	34.9	5	18	27.8	2	5	40.0	5	2.5	4	0	4	37	18.5	
1989	0-1	1	7	23	30.4	2	11	18.2	8	9	88.9	10	10.0	3	0	0	24	24.0	
1990	3-1	4	51	121	42.1	15	33	45.5	26	29	89.7	42	10.5	9	0	12	143	35.8	
3 yrs.	4-3	7	73	187	39.0	22	62	35.5	36	43	83.7	57	8.1	16	0	16	204	29.1	







Photo from Loyola Marymount sports information

Photo from Tennessee sports information



BERNARD KING

Tennessee • 6-7 • Brooklyn, NY

Consensus first team all-American in 1977...Consensus second team all-American in 1976... Led the nation in field-goal percentage in 1975.


Team												
Year	W-L	G	FG	FGA	FG%	FT	FTA	FT%	RBs	Avg.	Pts.	Avg.
1975	18-8	25	273	439	62.2	115	147	78.2	308	12.3	661	26.4
1976	21-6	25	260	454	57.3	109	163	66.9	325	13.0	629	25.2
1979	22-6	26	278	481	57.8	116	163	71.2	371	14.3	672	25.8
3 yrs.	61-20	76	811	1374	59.0	340	473	71.9	1004	13.2	1962	25.8

NCAA Tournament

Team												
Year	W-L	G	FG	FGA	FG%	FT	FTA	FT%	RBs	Avg.	Pts.	Avg.
1977	0-1	1	8	19	42.1	7	8	87.5	12	12.0	23	23.0

Did not participate in the 1976 NCAA tournament in which team was 0-1.

Photo from Alabama sports information



REGGIE KING


Alabama • 6-6 • Birmingham, AL

Team												
Year	W-L	G	FG	FGA	FG%	FT	FTA	FT%	RBs	Avg.	Pts.	Avg.
1976	23-5	28	122	250	48.8	62	113	54.9	265	9.5	306	10.9
1977	25-6	30	213	386	52.2	117	179	65.4	328	10.9	543	18.1
1978	17-10	27	218	371	58.8	136	207	65.7	359	13.3	572	21.2
1979	22-11	33	289	507	57.0	169	236	71.6	327	9.9	747	22.6
3 yrs.	87-32	118	842	1514	55.6	484	735	65.9	1279	10.8	2168	18.4

NCAA Tournament

Team												
Year	W-L	G	FG	FGA	FG%	FT	FTA	FT%	RBs	Avg.	Pts.	Avg.
1976	1-1	2	8	17	47.1	1	2	50.0	17	8.5	17	8.5

Photo from Oklahoma sports information



STACEY KING

Oklahoma • 6-10 • Lawton, OK

Unanimous first team all-American in 1989...NCAA all-tournament team in 1988...Led all NCAA tournament players in rebounding average in 1989.

Team													— 3-Point —					
Year	W-L	G	FG	FGA	FG%	FT	FTA	FT%	Reb.	Avg.	Ast.	Bk	St.	Pts.	Avg.			
1986	26-9	14	26	67	38.8	—	—	—	32	43	74.4	53	3.8	4	26	4	84	6.0
1987	24-10	28	71	162	43.8	0	1	0.0	54	87	62.1	108	3.9	13	24	10	196	7.0
1988	35-4	39	337	621	54.3	0	1	0.0	195	289	67.5	332	8.5	44	103	32	869	22.3
1989	30-6	33	324	618	52.4	0	0	0.0	211	294	71.8	332	10.1	62	75	38	859	26.0
4 yrs.	115-29	114	758	1468	51.6	0	2	0.0	492	713	69.0	825	7.2	123	228	84	2008	17.6

NCAA Tournament

Team													— 3-Point —					
Year	W-L	G	FG	FGA	FG%	FT	FTA	FT%	Reb.	Avg.	Ast.	Bk	St.	Pts.	Avg.			
1987	2-1	3	10	20	50.0	0	0	0.0	3	4	75.0	10	3.3	1	2	3	23	7.7
1988	5-1	6	63	111	56.8	0	0	0.0	26	45	57.8	52	8.7	5	10	6	152	25.3
1989	2-1	3	29	54	53.7	0	0	0.0	13	20	65.0	31	10.3	1	5	6	71	23.7
3 yrs.	9-3	12	102	185	55.1	0	0	0.0	42	69	60.9	93	7.8	7	17	15	246	20.5

BOB KINNEY

Rice • 6-5 • San Antonio, TX

Unanimous first team all-American in 1942... Consensus second team all-American in 1941...
Led all NCAA tournament players in scoring average in 1940.

Team												
Year	W-L	G	FG	FGA	FG%	FT	FTA	FT%	Pts.	Avg.		
1940	25-4	27	145			48			338	12.5		
1941	18-6	24	128			96	144	66.7	352	14.7		
1942	22-5	27	147			75	136	55.1	369	13.7		
3 yrs.	65-15	78	420			219			1059	13.6		

NCAA Tournament

Team												
Year	W-L	G	FG	FGA	FG%	FT	FTA	FT%	Pts.	Avg.		
1940	1-1	2	12			2	8	25.0	26	13.0		
1942	0-2	2	5			4	5	80.0	14	7.0		
2 yrs.	1-3	4	17			6	13	46.2	40	10.0		




Photo from Rice sports information

KERRY KITTLES

Villanova • 6-5 • New Orleans, LA

Consensus first team all-American in 1996... Consensus second team all-American in 1995...
Played on the postseason NIT title team in 1994.

Team													— 3-Point —																
Year	W-L	G	FG	FGA	FG%	FT	FTA	FT%	Reb.	Avg.	Ast.	Bk	St.	Pts.	Avg.	FG	FGA	FG%	FT	FTA	FT%	Reb.	Avg.	Ast.	Bk	St.	Pts.	Avg.	
1993	8-19	27	108	224	48.2	41	95	43.2	37	55	67.3	94	3.5	79	11	47	294	10.9											
1994	20-12	32	233	516	45.2	73	209	34.9	91	129	70.5	207	6.5	109	13	87	630	19.7											
1995	25-8	33	264	504	52.4	86	209	41.1	92	120	76.7	201	6.1	115	13	71	706	21.4											
1996	26-7	30	216	475	45.5	78	193	40.4	103	145	71.0	213	7.1	105	11	72	613	20.4											
4 yrs.	79-46	122	821	1719	47.8	278	706	39.4	323	449	71.9	715	5.9	408	48	277	2243	18.4											

NCAA Tournament

Team													— 3-Point —																
Year	W-L	G	FG	FGA	FG%	FT	FTA	FT%	Reb.	Avg.	Ast.	Bk	St.	Pts.	Avg.	FG	FGA	FG%	FT	FTA	FT%	Reb.	Avg.	Ast.	Bk	St.	Pts.	Avg.	
1995	0-1	1	9	20	45.0	2	7	28.6	2	3	66.7	6	6.0	1	1	2	22	22.0											
1996	1-1	2	16	28	57.1	5	7	71.4	2	3	66.7	13	6.5	6	0	6	39	19.5											
2 yrs.	1-2	3	25	48	52.1	7	14	50.0	4	6	66.7	19	6.3	7	1	8	61	20.3											




Photo from Villanova sports information

JOE KLEINE

Arkansas • 6-11 • Slater, MO

USA Olympic team member in 1984.

Team																											
Year	W-L	G	FG	FGA	FG%	FT	FTA	FT%	Reb.	Avg.	Ast.	Pts.	Avg.	FG	FGA	FG%	FT	FTA	FT%	Reb.	Avg.	Ast.	Pts.	Avg.			
1981	23-6	29	32	50	64.0	12	16	75.0	71	2.4	—	76	2.6														
1982	Transferred from Notre Dame																										
1983	26-4	30	165	307	53.8	69	109	63.3	219	7.3	—	399	13.3														
1984	25-7	32	209	351	59.5	163	211	77.3	293	9.2	25	581	18.2														
1985	22-13	35	294	484	60.7	185	257	72.0	294	8.4	23	773	22.1														
4 yrs.	96-30	126	700	1192	58.7	429	593	72.3	877	7.0	48	1829	14.5														

NCAA Tournament

Team																											
Year	W-L	G	FG	FGA	FG%	FT	FTA	FT%	Reb.	Avg.	Ast.	Pts.	Avg.	FG	FGA	FG%	FT	FTA	FT%	Reb.	Avg.	Ast.	Pts.	Avg.			
1981	1-1	2	4	7	57.1	2	2	100.0	11	5.5	—	10	5.0														
1982	Transferred from Notre Dame																										
1983	1-1	2	14	20	70.0	5	6	83.3	9	4.5	—	33	16.5														
1984	0-1	1	6	10	60.0	3	4	75.0	7	7.0	0	15	15.0														
1985	1-1	2	17	32	53.1	14	18	77.8	25	12.5	1	48	24.0														
4 yrs.	3-4	7	41	69	59.4	24	30	80.0	52	7.4	1	106	15.1														




Photo from Arkansas sports information

Photo from Bagby Photo Company



LEO KLIER


Notre Dame • 6-1 • Washington, IN

Consensus first team all-American in 1944 and 1946.

Year	Team										
	W-L	G	FG	FGA	FG%	FT	FTA	FT%	Pts.	Avg.	
1943	18-2	3	4			0	0	—	8	2.7	
1944	10-9	19	117			59	98	60.2	293	15.4	
1945	Military Service (Navy)										
1946	17-4	21	147	513	28.7	61	115	53.0	355	16.9	
3 yrs.	45-15	43	268	1235	21.7	120	213	56.3	656	15.3	

Did not play in the NCAA tournament.

Photo from Bowling Green sports information



HOWARD KOMIVES

Bowling Green • 6-1 • Toledo, OH


Led the nation in scoring in 1964... Led all NCAA tournament players in free-throw percentage in 1963.

Year	Team												
	W-L	G	FG	FGA	FG%	FT	FTA	FT%	RBs	Avg.	Pts.	Avg.	
1962	21-4	25	196	436	45.0	134	156	85.9	83	3.3	526	21.0	
1963	19-8	23	171	398	43.0	122	150	81.3	80	3.5	464	20.2	
1964	14-9	23	292	672	43.5	260	303	85.8	109	4.7	844	36.7	
3 yrs.	54-21	71	659	1506	43.8	516	609	84.7	272	3.8	1834	25.8	

NCAA Tournament

Year	Team												
	W-L	G	FG	FGA	FG%	FT	FTA	FT%	RBs	Avg.	Pts.	Avg.	
1962	0-1	1	5	15	33.3	1	1	100.0	1	1.0	11	11.0	
1963	1-2	3	25	72	34.7	29	32	90.6	17	5.7	79	26.3	
2 yrs.	1-3	4	30	87	34.5	30	33	90.9	18	4.5	90	22.5	

Photo from Southern Methodist sports information



JON KONCAK

Southern Methodist • 7-0 • Kansas City, MO

Consensus second team all-American in 1985... USA Olympic team member in 1984.

Year	Team													
	W-L	G	FG	FGA	FG%	FT	FTA	FT%	Reb.	Avg.	Ast.	Pts.	Avg.	
1982	6-21	27	107	232	46.1	57	92	61.9	155	5.7	—	271	10.0	
1983	19-11	30	176	334	52.7	85	123	69.1	282	9.4	—	437	14.6	
1984	25-8	33	211	340	62.1	88	145	60.7	378	11.5	68	510	15.5	
1985	23-10	33	219	370	59.2	128	192	66.7	354	10.7	42	566	17.2	
4 yrs.	73-50	123	713	1276	55.9	358	552	64.9	1169	9.5	110	1784	14.5	

NCAA Tournament

Year	Team													
	W-L	G	FG	FGA	FG%	FT	FTA	FT%	Reb.	Avg.	Ast.	Pts.	Avg.	
1984	1-1	2	18	28	64.3	9	10	90.0	15	7.5	4	45	22.5	
1985	1-1	2	16	26	61.5	4	10	40.0	21	10.5	3	36	18.0	
2 yrs.	2-2	4	34	54	63.0	13	20	65.0	36	9.0	7	81	20.3	

JOHN KOTZ

Wisconsin • 6-3 • Rhinelander, WI

Unanimous first team all-American in 1942... Consensus second team all-American in 1943... NCAA tournament MVP in 1941... Played on the NCAA championship team in 1941.

Team												
Year	W-L	G	FG	FGA	FG%	FT	FTA	FT%	Pts.	Avg.		
1941	20-3	23	79			47			205	8.9		
1942	14-7	21	125			75			325	15.5		
1943	12-9	21	114			79			307	14.6		
3 yrs.	46-19	65	318			201			837	12.9		

NCAA Tournament

Team												
Year	W-L	G	FG	FGA	FG%	FT	FTA	FT%	Pts.	Avg.		
1941	3-0	3	13			11	16	68.8	37	12.3		




Photo from Wisconsin sports information

BARRY KRAMER

New York U. • 6-4 • Schenectady, NY

Consensus first team all-American in 1963... Led all NCAA tournament players in scoring average in 1963.

Team														
Year	W-L	G	FG	FGA	FG%	FT	FTA	FT%	RBs	Avg.	Pts.	Avg.		
1962	20-5	24	152	349	43.6	120	161	74.5	219	9.1	424	17.7		
1963	18-5	23	220	463	47.5	235	283	83.0	276	12.0	675	29.3		
1964	17-10	27	209	488	42.8	150	198	75.8	195	7.2	568	21.0		
3 yrs.	55-20	74	581	1300	44.7	505	642	78.7	690	9.3	1667	22.5		

NCAA Tournament

Team														
Year	W-L	G	FG	FGA	FG%	FT	FTA	FT%	RBs	Avg.	Pts.	Avg.		
1962	2-1	3	18	42	42.9	17	23	73.9	29	9.7	53	17.7		
1963	1-2	3	31	62	50.0	38	45	84.4	27	9.0	100	33.3		
2 yrs.	3-3	6	49	104	47.1	55	68	80.9	56	9.3	153	25.5		




Photo by Malcolm W. Emmons

ED "MOOSE" KRAUSE

Notre Dame • 6-3 • Chicago, IL

Consensus first team all-American in 1932, 1933 and 1934... Enshrined as a player into the Naismith Memorial Basketball Hall of Fame in 1975.

Team												
Year	W-L	G	FG	FGA	FG%	FT	FTA	FT%	Pts.	Avg.		
1932	18-2	18	48			42			138	7.7		
1933	16-6	21	77			59			213	10.1		
1934	20-4	23	76			44			196	8.5		
3 yrs.	54-12	62	201			145			547	8.8		

Did not play in the NCAA tournament.





Photo from Notre Dame sports information

Photo from Southern Methodist sports information



JIM KREBS

Southern Methodist • 6-8 • Webster Groves, MO


Consensus first team all-American in 1957.

Year	Team											
	W-L	G	FG	FGA	FG%	FT	FTA	FT%	RBs	Avg.	Pts.	Avg.
1955	15-11	26	209	478	43.7	137	189	72.5	228	8.8	555	21.3
1956	26-4	30	228	532	42.9	118	156	75.6	299	10.0	574	19.1
1957	22-4	26	233	486	47.9	158	200	79.0	313	12.0	624	24.0
3 yrs.	63-19	82	670	1496	44.8	413	545	75.8	840	10.2	1753	21.4

NCAA Tournament

Year	Team											
	W-L	G	FG	FGA	FG%	FT	FTA	FT%	RBs	Avg.	Pts.	Avg.
1955	0-2	2	10	31	32.3	14	19	73.7	25	12.5	34	17.0
1956	3-2	5	42	87	48.3	25	33	75.8	—	—	109	21.8
1957	1-1	2	17	52	32.7	17	20	85.0	15	7.5	51	25.5
3 yrs.	4-5	9	69	170	44.4	56	72	77.8	40	10.0	194	21.6

Photo from Montana sports information



LARRY KRYSWKOWIAK


Montana • 6-9 • Missoula, MT

First team academic all-American in 1985 and 1986... NCAA Postgraduate Scholarship winner in 1986.

Year	Team														
	W-L	G	FG	FGA	FG%	FT	FTA	FT%	Reb.	Avg.	Ast.	Bk	St.	Pts.	Avg.
1983	21-8	28	42	97	43.3	53	77	68.8	120	4.3	—	—	—	137	4.9
1984	23-7	30	185	338	54.7	169	210	80.5	315	10.5	36	—	—	539	18.0
1985	22-8	30	214	366	58.5	204	243	84.0	306	10.2	41	—	—	632	21.1
1986	21-11	32	258	446	57.8	193	254	76.0	364	11.4	49	9	32	709	22.2
4 yrs.	87-34	120	699	1247	56.1	619	784	79.0	1105	9.2	126	9	32	2017	16.8

Did not play in the NCAA tournament.

Photo from North Carolina sports information



MITCH KUPCHAK

North Carolina • 6-10 • Brentwood, NY

Consensus second team all-American in 1976... USA Olympic team member in 1976... Led all NCAA tournament players in field-goal percentage in 1975.

Year	Team											
	W-L	G	FG	FGA	FG%	FT	FTA	FT%	Reb.	Avg.	Pts.	Avg.
1973	25-8	33	99	164	60.4	56	95	58.9	165	5.0	254	7.7
1974	22-6	27	123	219	56.2	44	70	62.9	191	7.1	290	10.7
1975	23-8	31	239	397	60.2	97	150	64.7	334	10.8	575	18.5
1976	25-4	28	190	330	57.6	112	150	74.7	316	11.3	492	17.6
4 yrs.	95-26	119	651	1110	58.6	309	465	66.5	1006	8.5	1611	13.5

NCAA Tournament

Year	Team											
	W-L	G	FG	FGA	FG%	FT	FTA	FT%	Reb.	Avg.	Pts.	Avg.
1975	2-1	3	29	40	72.5	8	15	53.3	29	9.7	66	22.0
1976	0-1	1	3	11	27.3	2	2	100.0	12	12.0	8	8.0
2 yrs.	2-2	4	32	51	62.7	10	17	58.8	41	10.3	74	18.5

BOB KURLAND

Oklahoma State • 7-0 • Jennings, MO

Unanimous first team all-American in 1945 and 1946...Consensus first team all-American in 1944...Enshrined as a player into the Naismith Memorial Basketball Hall of Fame in 1961... USA Olympic team member in 1948 and 1952...Named to the NCAA tournament all-decade team for the 1940s...NCAA tournament MVP in 1945 and 1946...Led all NCAA tournament players in scoring in 1945 and 1946...Played on the NCAA championship teams in 1945 and 1946...Named to the ESPN Top 50 college players list of all-time in 2005.

Team																
Year	W-L	G	FG	FGA	FG%	FT	FTA	FT%	Pts.	Avg.						
1943	14-10	21	22			9			53	2.5						
1944	27-6	33	182			80			444	13.5						
1945	27-4	31	214			101			529	17.1						
1946	31-2	33	257			129			643	19.5						
4 yrs.	99-22	118	675			319			1669	14.1						

NCAA Tournament

Team																
Year	W-L	G	FG	FGA	FG%	FT	FTA	FT%	Pts.	Avg.						
1945	3-0	3	30			5			65	21.7						
1946	3-0	3	28			16	27	59.3	72	24.0						
2 yrs.	6-0	6	58			21			137	22.8						





Photo from Oklahoma State sports information

CHRISTIAN LAETTNER

Duke • 6-11 • Angola, NY

Named player of the year by AP, the USBWA and the NABC in 1992...Wooden Award winner in 1992...Naismith Award winner in 1992...Unanimous first team all-American in 1992... Consensus second team all-American in 1991...USA Olympic team member in 1992...NCAA tournament MVP in 1991...NCAA all-tournament team in 1991 and 1992...Through the 2005 NCAA tournament, held the tournament career record for scoring, and free throws made and attempted, and games played...Also held the tournament series record for field-goal percentage in 1989...Through the 2005 NCAA tournament, shared the Final Four game record for free-throw percentage with 100 (12-12) against Kansas in 1991...Led all NCAA tournament players in field-goal percentage in 1989, scoring in 1991 and 1992, and in steals in 1992...Played on the NCAA championship teams in 1991 and 1992...Named to the ESPN Top 50 college players list of all-time in 2005.

Team																— 3-Point —		
Year	W-L	G	FG	FGA	FG%	FG	FGA	FG%	FT	FTA	FT%	Reb.	Avg.	Ast.	Bk	St.	Pts.	Avg.
1989	28-8	36	115	159	72.3	1	1	100.0	88	121	72.7	170	4.7	44	28	35	319	8.9
1990	29-9	38	194	380	51.1	6	12	50.0	225	269	83.6	364	9.6	84	41	59	619	16.3
1991	32-7	39	271	471	57.5	18	53	34.0	211	263	80.2	340	8.7	76	44	75	771	19.8
1992	34-2	35	254	442	57.5	54	97	55.7	189	232	81.5	275	7.9	69	32	74	751	21.5
4 yrs.	123-26	148	834	1452	57.4	79	163	48.5	713	885	80.6	1149	7.8	273	145	243	2460	16.6

NCAA Tournament

Team																— 3-Point —		
Year	W-L	G	FG	FGA	FG%	FG	FGA	FG%	FT	FTA	FT%	Reb.	Avg.	Ast.	Bk	St.	Pts.	Avg.
1989	4-1	5	26	33	78.8	0	0	0.0	21	26	80.8	32	6.4	7	6	3	73	14.6
1990	5-1	6	26	50	52.0	0	0	0.0	42	52	80.8	56	9.3	12	3	7	94	15.7
1991	6-0	6	37	60	61.7	2	4	50.0	49	54	90.7	34	5.7	11	5	9	125	20.8
1992	6-0	6	39	70	55.7	7	15	46.7	30	35	85.7	47	7.8	10	6	13	115	19.2
4 yrs.	21-2	23	128	213	60.1	9	19	47.4	142	167	85.0	169	7.3	40	20	32	407	17.7





Photo from Duke sports information

RAEF LaFRENTZ

Kansas • 6-11 • Monona, IA

Unanimous first team all-American in 1998...Consensus first team all-American in 1997.

Team																— 3-Point —		
Year	W-L	G	FG	FGA	FG%	FG	FGA	FG%	FT	FTA	FT%	Reb.	Avg.	Ast.	Bk	St.	Pts.	Avg.
1995	25-6	31	143	268	53.4	2	5	40.0	65	102	63.7	231	7.5	17	20	9	353	11.4
1996	29-5	34	189	348	54.3	2	7	28.6	74	112	66.1	278	8.2	14	27	29	454	13.4
1997	34-2	36	261	447	58.4	1	6	16.7	143	188	76.1	335	9.3	25	46	33	666	18.5
1998	35-4	30	232	423	54.8	8	17	47.1	121	164	73.8	342	11.4	30	45	27	593	19.8
4 yrs.	123-17	131	825	1486	55.5	13	35	37.1	403	566	71.2	1186	9.1	86	138	98	2066	15.8

NCAA Tournament

Team																— 3-Point —		
Year	W-L	G	FG	FGA	FG%	FG	FGA	FG%	FT	FTA	FT%	Reb.	Avg.	Ast.	Bk	St.	Pts.	Avg.
1995	2-1	3	10	29	34.5	0	0	0.0	8	13	61.5	27	9.0	1	2	0	28	9.3
1996	3-1	4	16	30	53.3	0	0	0.0	3	7	42.9	24	6.0	2	2	3	35	8.8
1997	2-1	3	23	46	50.0	0	1	0.0	4	6	66.7	34	11.3	4	6	2	50	16.7
1998	1-1	2	20	28	71.4	0	0	0.0	2	6	33.3	29	14.5	0	1	2	42	21.0
4 yrs.	8-4	12	69	133	51.9	0	1	0.0	17	32	53.1	114	9.5	7	11	7	155	12.9






Photo by Brad Mills

Photo from North Carolina sports information



TOM LaGARDE

North Carolina • 6-10 • Detroit, MI

First team academic all-American in 1976... USA Olympic team member in 1976.


Team		Year	W-L	G	FG	FGA	FG%	FT	FTA	FT%	Reb.	Avg.	Pts.	Avg.
Team		1974	22-6	22	20	36	55.6	9	19	47.4	34	1.5	49	2.2
Team		1975	23-8	31	83	157	52.9	72	98	73.5	143	4.6	238	7.7
Team		1976	25-4	29	156	255	61.2	106	131	80.9	221	7.6	418	14.4
Team		1977	28-5	20	108	182	59.3	86	110	78.2	147	7.4	302	15.1
4 yrs.		98-23	102	367	630	58.3	273	358	76.3	545	5.3	1007	9.9	

NCAA Tournament

Team		Year	W-L	G	FG	FGA	FG%	FT	FTA	FT%	Reb.	Avg.	Pts.	Avg.
Team		1975	2-1	3	11	15	73.3	5	5	100.0	13	4.3	27	9.0
Team		1976	0-1	1	9	16	56.3	4	4	100.0	11	11.0	22	22.0
2 yrs.		2-2	4	20	31	64.5	9	9	100.0	24	6.0	49	12.3	

Missed 1997 NCAA tournament because of injury.

Photo from The NCAA News



DWIGHT "BO" LAMAR

Louisiana-Lafayette • 6-1 • Columbus, OH

Unanimous first team all-American in 1972... Consensus first team all-American in 1973... Led the nation in scoring in 1972... Led all NCAA tournament players in scoring average in 1972.

Team		Year	W-L	G	FG	FGA	FG%	FT	FTA	FT%	RBs	Avg.	Pts.	Avg.
Team		1970	16-10	26	253	608	41.6	81	107	75.7	132	5.1	587	22.6
Team		1971	25-4	29	424	910	46.6	196	261	75.1	102	3.5	1044	36.0
Team		1972	*23-3	29	429	949	45.2	196	268	73.1	78	2.7	1054	36.3
Team		1973	*23-3	28	339	741	45.7	130	166	78.3	94	3.4	808	28.9
4 yrs.		87-20	112	1445	3208	45.0	603	802	75.2	406	3.6	3493	31.2	


Note: Southwestern Louisiana was a Division II school in 1970 and 1971.

NCAA Tournament

Team		Year	W-L	G	FG	FGA	FG%	FT	FTA	FT%	RBs	Avg.	Pts.	Avg.
Team		1972	*0-0	3	41	105	39.0	18	25	72.0	7	2.3	100	33.3
Team		1973	*0-0	3	34	82	41.5	7	8	87.5	15	5.0	75	25.0
2 yrs.		*0-0	6	75	187	40.1	25	33	75.8	22	3.7	175	29.2	

*NCAA tournament records later vacated: 1972, 2-1; 1973, 1-2.

Photo from Northern Arizona sports information



ROSS LAND

Northern Arizona • 6-5 • Chico, CA

Through the 2005 season, held the NCAA career record for three-point field-goal percentage for players with at least 300 made.

Team		— 3-Point —																
Year	W-L	G	FG	FGA	FG%	FG	FGA	FG%	FT	FTA	FT%	Reb.	Avg.	Ast.	Bk	St.	Pts.	Avg.
1997	21-7	28	100	197	50.8	64	126	50.8	38	51	74.5	104	3.7	70	0	12	302	10.8
1998	21-8	29	105	229	45.9	67	153	43.8	34	43	79.1	68	2.3	81	3	13	311	10.7
1999	21-8	29	119	241	49.4	83	163	50.9	75	89	84.3	103	3.6	64	4	15	396	13.7
2000	20-11	31	153	343	44.6	94	222	42.3	116	131	88.5	112	3.6	75	4	19	516	16.6
4 yrs.	83-34	117	477	1010	47.2	308	664	46.4	263	314	83.8	387	3.3	290	11	59	1525	13.0

NCAA Tournament

Team		— 3-Point —																
Year	W-L	G	FG	FGA	FG%	FG	FGA	FG%	FT	FTA	FT%	Reb.	Avg.	Ast.	Bk	St.	Pts.	Avg.
1998	0-1	1	5	10	50.0	3	8	37.5	0	0	0.0	1	1.0	1	1	1	13	13.0
2000	0-1	1	3	10	30.0	3	9	33.3	0	0	0.0	4	4.0	5	0	0	9	9.0
2 yrs.	0-2	2	8	20	40.0	6	17	35.3	0	0	0.0	5	2.5	6	1	1	22	11.0

BOB LANIER

St. Bonaventure • 6-11 • Buffalo, NY

Unanimous first team all-American in 1970... Consensus second team all-American in 1968... Enshrined as a player into the Naismith Memorial Basketball Hall of Fame in 1992... NCAA Silver Anniversary recipient in 1995.

Year	Team											
	W-L	G	FG	FGA	FG%	FT	FTA	FT%	RBs	Avg.	Pts.	Avg.
1968	23-2	25	272	466	58.4	112	175	64.0	390	15.6	656	26.2
1969	17-7	24	270	460	58.7	114	181	63.0	374	15.6	654	27.3
1970	25-3	26	308	549	56.1	141	194	72.7	416	16.0	757	29.1
3 yrs.	65-12	75	850	1475	57.6	367	550	66.7	1180	15.7	2067	27.6

NCAA Tournament

Year	Team											
	W-L	G	FG	FGA	FG%	FT	FTA	FT%	RBs	Avg.	Pts.	Avg.
1968	1-2	3	30	61	49.2	13	21	61.9	37	12.3	73	24.3
1970	3-2	3	34	69	49.3	10	12	83.3	48	16.0	78	26.0
2 yrs.	4-4	6	64	130	49.2	23	33	69.7	85	14.2	151	25.2





Photo from St. Bonaventure sports information

BYRON LARKIN

Xavier • 6-3 • Cincinnati, OH

Year	Team												— 3-Point —			Reb.	Avg.	Ast.	Bk	St.	Pts.	Avg.
	W-L	G	FG	FGA	FG%	FG	FGA	FG%	FT	FTA	FT%											
1985	16-13	29	187	352	53.1	—	—	—	118	150	78.7	59	2.0	51	—	—	—	492	17.0			
1986	25-5	30	261	479	54.5	—	—	—	132	172	76.7	84	2.8	63	5	38	654	21.8				
1987	19-13	32	278	569	48.9	32	78	41.0	204	253	80.6	142	4.4	113	12	56	792	24.8				
1988	26-4	30	296	549	53.9	19	57	33.3	147	222	66.2	107	3.6	143	14	63	758	25.3				
4 yrs.	86-35	121	1022	1949	52.4	51	135	37.8	601	797	75.4	392	3.2	370	31	157	2696	22.3				

NCAA Tournament

Year	Team												— 3-Point —			Reb.	Avg.	Ast.	Bk	St.	Pts.	Avg.
	W-L	G	FG	FGA	FG%	FG	FGA	FG%	FT	FTA	FT%											
1986	0-1	1	10	26	38.5	—	—	—	3	5	60.0	2	2.0	1	0	1	23	23.0				
1987	1-1	2	13	32	40.6	3	5	60.0	18	22	81.8	12	6.0	7	1	2	47	23.5				
1988	0-1	1	6	18	33.3	0	3	0.0	4	10	40.0	1	1.0	3	0	3	16	16.0				
3 yrs.	1-3	4	29	76	38.2	3	8	37.5	25	37	67.6	15	3.8	11	1	6	86	21.5				





Photo from Xavier sports information

TONY LAVELLI

Yale • 6-3 • Somerville, MA

Consensus first team all-American in 1949... Consensus second team all-American in 1946 and 1948... Led the nation in scoring in 1949.

Year	Team											
	W-L	G	FG	FGA	FG%	FT	FTA	FT%	Pts.	Avg.		
1946	14-1	15	124			72	90	80.0	320	21.3		
1947	7-18	25	152			115	159	72.3	419	16.8		
1948	14-13	27	196			162	212	76.4	554	20.5		
1949	22-8	30	228	652	35.0	215	261	82.4	671	22.4		
4 yrs.	57-40	97	700			564	722	78.1	1964	20.2		

NCAA Tournament

Year	Team											
	W-L	G	FG	FGA	FG%	FT	FTA	FT%	Pts.	Avg.		
1949	0-2	2	11			13			35	17.5		





Photo by James Kavalines

Photo by James Drake, Sports Illustrated



ALFRED "BUTCH" LEE

Marquette • 6-2 • Bronx, NY

Named player of the year by AP and UPI in 1978...Naismith Award winner in 1978... Unanimous first team all-American in 1978...Consensus second team all-American in 1977... NCAA tournament MVP in 1977...NCAA all-tournament team in 1977...Played on the NCAA championship team in 1977.

Year	Team												
	W-L	G	FG	FGA	FG%	FT	FTA	FT%	RBs	Avg.	Pts.	Avg.	
1975	23-4	26	85	188	45.2	45	56	80.4	63	2.4	215	8.3	
1976	27-2	29	160	354	45.2	77	98	78.6	104	3.6	397	13.7	
1977	25-7	32	239	501	47.7	150	172	87.2	121	3.8	628	19.6	
1978	24-4	28	182	360	50.6	131	149	87.9	87	3.1	495	17.7	
4 yrs.	99-17	115	666	1403	47.5	403	475	84.8	375	3.3	1735	15.1	

NCAA Tournament

Year	Team												
	W-L	G	FG	FGA	FG%	FT	FTA	FT%	RBs	Avg.	Pts.	Avg.	
1975	0-1	1	0	3	0.0	0	0	0.0	2	2.0	0	0.0	
1976	2-1	3	22	52	42.3	1	3	33.3	7	2.3	45	15.0	
1977	5-0	5	37	84	44.0	14	15	93.3	17	3.4	88	17.6	
1978	0-1	1	10	16	62.5	7	10	70.0	3	3.0	27	27.0	
4 yrs.	7-3	10	69	155	44.5	22	28	78.6	29	2.9	160	16.0	

Photo from Vanderbilt sports information



CLYDE LEE

Vanderbilt • 6-9 • Nashville, TN


Unanimous first team all-American in 1966...Consensus second team all-American in 1965.

Year	Team												
	W-L	G	FG	FGA	FG%	FT	FTA	FT%	RBs	Avg.	Pts.	Avg.	
1964	19-6	25	176	410	42.9	119	176	67.6	391	15.6	471	18.8	
1965	24-4	28	239	516	46.3	153	228	67.1	420	15.0	631	22.5	
1966	22-4	26	218	457	47.7	153	206	74.3	412	15.8	589	22.7	
3 yrs.	65-14	79	633	1383	45.8	425	610	69.7	1223	15.5	1691	21.4	

NCAA Tournament

Year	Team												
	W-L	G	FG	FGA	FG%	FT	FTA	FT%	RBs	Avg.	Pts.	Avg.	
1965	1-1	2	19	42	45.2	14	17	82.4	35	17.5	52	26.0	

Photo from The Basketball Bulletin



GREG LEE

UCLA • 6-4 • Reseda, CA

First team academic all-American in 1972, 1973 and 1974...Played on the NCAA championship teams in 1972 and 1973.

Year	Team												
	W-L	G	FG	FGA	FG%	FT	FTA	FT%	RBs	Avg.	Pts.	Avg.	
1972	30-0	29	98	199	49.2	56	68	82.4	57	2.0	252	8.7	
1973	30-0	30	44	93	47.3	49	62	79.0	38	1.3	137	4.6	
1974	26-4	29	44	111	39.6	29	37	78.4	41	1.4	117	4.0	
3 yrs.	86-4	88	186	403	46.2	134	167	80.2	136	1.5	506	5.8	

NCAA Tournament

Year	Team												
	W-L	G	FG	FGA	FG%	FT	FTA	FT%	RBs	Avg.	Pts.	Avg.	
1972	4-0	4	8	20	40.0	6	9	66.7	13	3.3	22	5.5	
1973	4-0	4	3	8	37.5	4	4	100.0	4	1.0	10	2.5	
1974	3-1	4	13	29	44.8	2	2	100.0	11	2.8	28	7.0	
3 yrs.	11-1	12	24	57	42.1	12	15	80.0	28	2.3	60	5.0	

KEITH LEE

Memphis • 6-11 • West Memphis, AR

Unanimous first team all-American in 1985...Consensus first team all-American in 1983...
Consensus second team all-American in 1984...Led all NCAA tournament players in rebounding average in 1984.

Year	Team												
	W-L	G	FG	FGA	FG%	FT	FTA	FT%	Reb.	Avg.	Ast.	Pts.	Avg.
1982	*23-4	29	199	370	53.8	134	178	75.3	320	11.0	—	532	18.3
1983	*22-7	31	220	438	50.2	141	172	82.0	336	10.8	—	581	18.7
1984	*24-6	33	245	453	54.1	117	151	77.5	357	10.8	70	607	18.4
1985	*27-3	35	266	536	49.6	156	200	78.0	323	9.2	52	688	19.7
4 yrs.	*96-20	128	930	1799	51.7	548	701	78.2	1336	10.4	122	2408	18.8

NCAA Tournament

Year	Team												
	W-L	G	FG	FGA	FG%	FT	FTA	FT%	Reb.	Avg.	Ast.	Pts.	Avg.
1982	*0-0	2	14	19	73.7	4	6	66.7	12	6.0	—	32	16.0
1983	*0-0	2	14	26	53.8	13	18	72.2	23	11.5	—	41	20.5
1984	*0-0	3	29	48	60.4	12	17	70.6	37	12.3	9	70	23.3
1985	*0-0	5	31	68	45.6	15	20	75.0	35	7.0	5	77	15.4
4 yrs.	*0-0	12	88	161	54.7	44	61	72.1	107	8.9	14	220	18.3

*NCAA tournament records later vacated: 1982, 1-1; 1983, 1-1; 1984, 2-1; 1985, 4-1.




Photo from Memphis sports information

REGGIE LEWIS

Northeastern • 6-7 • Baltimore, MD

Year	Team													— 3-Point —				
	W-L	G	FG	FGA	FG%	FG	FGA	FG%	FT	FTA	FT%	Reb.	Avg.	Ast.	Bk	St.	Pts.	Avg.
1984	27-5	32	236	447	52.8	—	—	—	99	144	68.8	198	6.2	48	—	—	571	17.8
1985	22-9	31	294	585	50.3	—	—	—	159	213	74.6	241	7.8	55	—	—	747	24.1
1986	26-5	30	265	559	47.4	—	—	—	184	229	80.3	279	9.3	66	63	84	714	23.8
1987	27-7	29	248	507	48.9	30	91	33.0	150	197	76.1	246	8.5	44	38	43	676	23.3
4 yrs.	102-26	122	1043	2098	49.7	30	91	33.0	592	783	75.6	964	7.9	213	101	127	2708	22.2

NCAA Tournament

Year	Team													— 3-Point —				
	W-L	G	FG	FGA	FG%	FG	FGA	FG%	FT	FTA	FT%	Reb.	Avg.	Ast.	Bk	St.	Pts.	Avg.
1984	1-1	2	23	30	76.7	—	—	—	6	11	54.5	10	5.0	3	—	—	52	26.0
1985	0-1	1	11	28	39.3	—	—	—	0	0	0.0	5	5.0	1	—	—	22	22.0
1986	0-1	1	12	34	35.3	—	—	—	11	13	84.6	15	15.0	3	0	1	35	35.0
1987	0-1	1	5	12	41.7	1	4	25.0	12	16	75.0	3	3.0	1	1	2	23	23.0
4 yrs.	1-4	5	51	104	49.0	1	4	25.0	29	40	72.5	33	6.6	8	1	3	132	26.4




Photo from Northeastern sports information

JOHN LINEHAN

Providence • 5-9 • Chester, PA

Through the 2005 season, held the NCAA career record for steals.

Year	Team													— 3-Point —				
	W-L	G	FG	FGA	FG%	FG	FGA	FG%	FT	FTA	FT%	Reb.	Avg.	Ast.	Bk	St.	Pts.	Avg.
1999	16-14	30	38	119	31.9	10	43	23.3	47	59	79.7	68	2.3	113	3	98	133	4.4
2000	11-19	6	11	32	34.4	6	19	31.6	3	3	100.0	18	3.0	21	0	17	31	5.2
2001	21-10	26	79	190	41.6	43	103	41.7	77	90	85.6	63	2.4	101	3	81	278	10.7
2002	15-16	31	118	302	39.1	54	160	33.8	97	116	83.6	117	3.8	137	0	139	387	12.5
4 yrs.	63-59	93	246	643	38.3	113	325	34.8	224	268	83.6	266	2.9	372	6	335	829	8.9

NCAA Tournament

Year	Team													— 3-Point —				
	W-L	G	FG	FGA	FG%	FG	FGA	FG%	FT	FTA	FT%	Reb.	Avg.	Ast.	Bk	St.	Pts.	Avg.
2001	0-1	1	2	11	18.2	2	7	28.6	0	0	0.0	4	4.0	4	0	0	6	6.0







Photo from Providence sports information

Photo from Arizona State sports information



ALTON LISTER

Arizona State • 7-0 • Dallas, TX


USA Olympic team member in 1980.

Year	Team												
	W-L	G	FG	FGA	FG%	FT	FTA	FT%	Reb.	Avg.	Pts.	Avg.	
1979	16-14	29	104	209	49.8	47	84	56.0	194	6.7	255	8.8	
1980	22-7	27	133	264	50.4	58	104	55.8	231	8.6	324	12.0	
1981	24-4	26	158	282	56.0	85	123	69.1	257	9.7	401	15.4	
3 yrs.	62-25	82	395	755	52.3	190	311	61.1	682	8.3	980	12.0	

NCAA Tournament

Year	Team												
	W-L	G	FG	FGA	FG%	FT	FTA	FT%	Reb.	Avg.	Pts.	Avg.	
1980	1-1	2	12	24	50.0	5	6	83.3	21	10.5	29	14.5	
1981	0-1	1	4	9	44.4	4	6	66.7	7	7.0	12	12.0	
2 yrs.	1-2	3	16	33	48.5	9	12	75.0	28	9.3	41	13.7	

Photo by Frank Mitich



BOB LLOYD



Rutgers • 6-1 • Upper Darby, PA

Consensus first team all-American in 1967... Led the nation in free-throw percentage in 1967.

Year	Team												
	W-L	G	FG	FGA	FG%	FT	FTA	FT%	RBs	Avg.	Pts.	Avg.	
1965	12-12	24	237	543	43.6	127	145	87.6	72	3.0	601	25.0	
1966	17-7	24	237	517	45.8	161	183	88.0	70	2.9	635	26.5	
1967	22-7	29	277	579	47.8	255	277	92.1	96	3.3	809	27.9	
3 yrs.	51-26	77	751	1639	45.8	543	605	89.8	238	3.1	2045	26.6	

Did not play in the NCAA tournament.

Photo from Cincinnati sports information



STEVE LOGAN

Cincinnati • 6-0 • Lakeland, OH

Frances Pomeroy Naismith Award winner in 2002... Unanimous first team all-American in 2002.

Year	Team													— 3-Point —			Reb.	Avg.	Ast.	Bk	St.	Pts.	Avg.
	W-L	G	FG	FGA	FG%	FG	FGA	FG%	FT	FTA	FT%	FT	FTA	FT%									
1999	27-6	33	101	239	42.3	43	130	33.1	48	61	78.7	51	1.5	73	0	13	293	8.9					
2000	29-4	33	101	242	41.7	50	120	41.7	73	86	84.9	60	1.8	117	1	24	325	9.8					
2001	25-10	34	193	456	42.3	79	202	39.1	132	150	88.0	81	2.4	79	2	30	597	17.6					
2002	31-4	35	246	538	45.7	86	230	37.4	192	220	87.3	107	3.1	187	0	32	770	22.0					
4 yrs.	112-24	135	641	1475	43.5	258	682	37.8	445	517	86.1	299	2.2	456	3	99	1985	14.7					

NCAA Tournament

Year	Team													— 3-Point —			Reb.	Avg.	Ast.	Bk	St.	Pts.	Avg.
	W-L	G	FG	FGA	FG%	FG	FGA	FG%	FT	FTA	FT%	FT	FTA	FT%									
1999	1-1	2	5	17	29.4	4	10	40.0	1	2	50.0	6	3.0	1	0	1	15	7.5					
2000	1-1	2	3	15	20.0	2	7	28.6	6	7	85.7	7	3.5	1	0	3	14	7.0					
2001	2-1	3	16	40	40.0	7	16	43.8	6	7	85.7	11	3.7	6	0	1	45	15.0					
2002	1-1	2	16	33	48.5	6	16	37.5	7	7	100.0	7	3.5	15	0	2	45	22.5					
4 yrs.	5-4	9	40	105	38.1	19	49	38.8	20	23	87.0	31	3.4	23	0	7	119	13.2					

CLYDE LOVELLETTE

Kansas • 6-9 • Terre Haute, IN

Consensus first team all-American in 1951 and 1952...Enshrined as a player into the Naismith Memorial Basketball Hall of Fame in 1988...USA Olympic team member in 1952...Led the nation in scoring in 1952...Named to the NCAA tournament all-decade team for the 1950s...NCAA tournament MVP in 1952...NCAA all-tournament team in 1952...Led all NCAA tournament players in scoring in 1952...Played on the NCAA championship team in 1952...Is the only player to ever lead the nation in scoring while playing for the national champions.

Year	Team												
	W-L	G	FG	FGA	FG%	FT	FTA	FT%	RBs	Avg.	Pts.	Avg.	
1950	14-11	25	214	499	42.9	117	181	64.6	192	7.7	545	21.8	
1951	16-8	24	245	554	44.2	58	89	65.2	237	9.9	548	22.8	
1952	26-2	28	315	660	47.7	165	224	73.7	357	12.8	795	28.4	
3 yrs.	56-21	77	774	1713	45.2	340	494	68.8	786	10.2	1888	24.5	

NCAA Tournament

Year	Team												
	W-L	G	FG	FGA	FG%	FT	FTA	FT%	RBs	Avg.	Pts.	Avg.	
1952	4-0	4	53			35	44	79.5			141	35.3	



Photo by Gagliano-Clarkson

JERRY LUCAS

Ohio State • 6-8 • Middletown, OH

Named player of the year by AP, UPI and the USBWA in 1961 and 1960...Unanimous first team all-American in 1960, 1961 and 1962...Enshrined as a player into the Naismith Memorial Basketball Hall of Fame in 1979...USA Olympic team member in 1960...Led the nation in field-goal percentage in 1960, 1961 and 1962; and in rebounding in 1961 and 1962...Named to the NCAA tournament all-decade team for the 1960s...NCAA tournament MVP in 1960 and 1961...NCAA all-tournament team in 1960, 1961 and 1962...Led all NCAA tournament players in rebounding in 1961...Played on the NCAA championship team in 1960...Named to the ESPN Top 50 college players list of all-time in 2005...Named to the 50 greatest players list in NBA history in 1996.

Year	Team												
	W-L	G	FG	FGA	FG%	FT	FTA	FT%	RBs	Avg.	Pts.	Avg.	
1960	25-3	27	283	444	63.7	144	187	77.0	442	16.4	710	26.3	
1961	27-1	27	256	411	62.3	159	208	76.4	470	17.4	671	24.9	
1962	26-2	28	237	388	61.1	135	169	79.9	499	17.8	609	21.8	
3 yrs.	78-6	82	776	1243	62.4	438	564	77.7	1411	17.2	1990	24.3	

NCAA Tournament

Year	Team												
	W-L	G	FG	FGA	FG%	FT	FTA	FT%	RBs	Avg.	Pts.	Avg.	
1960	4-0	4	39	61	63.9	18	23	78.3	64	16.0	96	24.0	
1961	3-1	4	36	53	67.9	26	36	72.2	73	18.3	98	24.5	
1962	3-1	4	29	67	43.3	14	17	82.4	60	15.0	72	18.0	
3 yrs.	10-2	12	104	181	57.5	58	76	76.3	197	16.4	266	22.2	




Photo from Hickox Library

JOHN LUCAS

Maryland • 6-4 • Durham, NC

Consensus first team all-American in 1975 and 1976.

Year	Team												
	W-L	G	FG	FGA	FG%	FT	FTA	FT%	RBs	Avg.	Pts.	Avg.	
1973	23-7	30	190	353	53.8	45	64	70.3	83	2.8	425	14.2	
1974	23-5	28	253	495	51.1	58	77	75.3	82	2.9	564	20.1	
1975	24-5	24	186	339	54.9	97	116	83.6	100	4.2	469	19.5	
1976	22-6	28	233	456	51.1	91	117	77.8	109	3.9	557	19.9	
4 yrs.	92-23	110	862	1643	52.5	291	374	77.8	374	3.4	2015	18.3	


NCAA Tournament

Year	Team												
	W-L	G	FG	FGA	FG%	FT	FTA	FT%	RBs	Avg.	Pts.	Avg.	
1973	1-1	2	18	37	48.6	5	6	83.3	11	5.5	41	20.5	
1975	2-1	3	28	48	58.3	14	16	87.5	9	3.0	70	23.3	
2 yrs.	3-2	5	46	85	54.1	19	22	86.4	20	4.0	111	22.2	



Photo from Maryland sports information

Photo from Stanford sports information




ANGELO "HANK" LUISETTI
Stanford • 6-2 • San Francisco, CA

Consensus first team all-American in 1936, 1937 and 1938...Enshrined as a player into the Naismith Memorial Basketball Hall of Fame in 1959...Named to the ESPN Top 50 college players list of all-time in 2005.

Team		W-L	G	FG	FGA	FG%	FT	FTA	FT%	Pts.	Avg.
1936	22-7	29								416	14.3
1937	25-2	24								410	17.1
1938	21-3	27								465	17.2
3 yrs.	68-12	80								1291	16.1

Did not play in the NCAA tournament.

Photo from North Texas sports information




KENNETH LYONS
North Texas • 6-7 • Fort Worth, TX

Team		W-L	G	FG	FGA	FG%	FT	FTA	FT%	RBs	Avg.	Pts.	Avg.
1980	13-14	27	196	430	45.6	86	139	61.9	257	9.5	478	17.7	
1981	15-12	27	195	377	51.7	108	164	65.9	238	8.8	498	18.4	
1982	15-12	27	232	432	53.7	123	176	69.9	273	10.1	587	21.7	
1983	15-15	30	282	533	52.9	164	229	71.6	252	8.4	728	24.3	
3 yrs.	58-53	111	905	1772	51.1	481	708	67.9	1020	9.2	2291	20.6	

Did not play in the NCAA tournament.

Photo from Hixcox Library



"EASY" ED MACAULEY
St. Louis • 6-8 • St. Louis, MO

Unanimous first team all-American in 1949...Consensus first team all-American in 1948...Enshrined as a player into the Naismith Memorial Basketball Hall of Fame in 1960...Led the nation in field-goal percentage in 1949...Played on the postseason NIT title team in 1948.

Team		W-L	G	FG	FGA	FG%	FT	FTA	FT%	Pts.	Avg.
1946	13-11	23	94				71			259	11.3
1947	18-11	28	141				104			386	13.8
1948	24-3	27	132	324	40.7	104	159	65.4		368	13.6
1949	22-4	26	144	275	52.4	116	153	75.8		404	15.5
4 yrs.	77-29	104	511			395				1417	13.6

Did not play in the NCAA tournament.

TODD MacCULLOCH

Washington • 7-0 • Winnipeg, Manitoba, Canada

Led the nation in field-goal percentage in 1997, 1998 and 1999.

Year	Team		— 3-Point —															
	W-L	G	FG	FGA	FG%	FG	FGA	FG%	FT	FTA	FT%	Reb.	Avg.	Ast.	Bk	St.	Pts.	Avg.
1996	16-12	28	104	154	67.5	0	0	0.0	38	59	64.4	134	4.8	4	32	10	246	8.8
1997	17-11	28	163	241	67.6	0	0	0.0	72	98	73.5	204	7.3	12	25	17	398	14.2
1998	20-10	30	225	346	65.0	0	0	0.0	107	152	70.4	292	9.7	11	38	13	557	18.6
1999	17-12	29	210	317	66.2	0	0	0.0	122	205	59.5	345	11.9	24	47	29	542	18.7
4 yrs.	70-45	115	702	1058	66.4	0	0	0.0	339	514	66.0	975	8.5	51	142	69	1743	15.2

NCAA Tournament

Year	Team		— 3-Point —															
	W-L	G	FG	FGA	FG%	FG	FGA	FG%	FT	FTA	FT%	Reb.	Avg.	Ast.	Bk	St.	Pts.	Avg.
1998	2-1	3	29	47	61.7	0	0	0.0	7	11	63.6	36	12.0	0	1	0	65	21.7
1999	1-1	1	4	6	66.7	0	0	0.0	3	6	50.0	9	9.0	0	2	0	11	11.0
2 yrs.	3-1	4	33	53	62.3	0	0	0.0	10	17	58.8	45	11.3	0	3	1	76	19.0




Photo from Washington sports information

DURAND MACKLIN

LSU • 6-7 • Louisville, KY

Consensus second team all-American in 1981... Led all NCAA tournament players in rebounding average in 1980.

Year	Team												
	W-L	G	FG	FGA	FG%	FT	FTA	FT%	RBs	Avg.	Pts.	Avg.	
1977	15-12	26	161	310	51.9	63	102	61.8	306	11.8	385	14.8	
1978	18-9	27	217	349	62.2	79	123	64.2	286	10.6	513	19.0	
1979	23-6	2	19	32	59.4	8	10	80.0	24	12.0	46	23.0	
1980	26-6	32	232	383	60.6	99	140	70.7	309	9.7	563	17.6	
1981	31-5	36	223	357	62.5	127	180	70.6	351	9.8	573	15.9	
5 yrs.	113-38	123	852	1431	59.5	376	555	67.7	1276	10.4	2080	16.9	

NCAA Tournament

Year	Team												
	W-L	G	FG	FGA	FG%	FT	FTA	FT%	RBs	Avg.	Pts.	Avg.	
1980	2-1	3	22	40	55.0	12	14	85.7	31	10.3	56	18.7	
1981	3-2	5	29	57	50.9	13	18	72.2	48	9.6	71	14.2	
2 yrs.	5-3	8	51	97	52.6	25	32	78.1	79	9.9	127	15.9	

Did not play in 1979 NCAA tournament.




Photo from LSU sports information

DON MacLEAN

UCLA • 6-10 • Simi Valley, CA

Consensus second team all-American in 1992... Led the nation in free-throw percentage in 1992.

Year	Team		— 3-Point —															
	W-L	G	FG	FGA	FG%	FG	FGA	FG%	FT	FTA	FT%	Reb.	Avg.	Ast.	Bk	St.	Pts.	Avg.
1989	21-10	31	217	391	55.5	1	3	33.3	142	174	81.6	231	7.5	37	7	16	577	18.6
1990	22-11	33	238	461	51.6	1	2	50.0	179	211	84.8	287	8.7	35	16	18	656	19.9
1991	23-9	31	259	470	55.1	3	13	23.1	193	228	84.6	226	7.3	62	8	16	714	23.0
1992	28-5	32	229	454	50.4	6	17	35.3	197	214	92.1	248	7.8	66	5	17	661	20.7
4 yrs.	94-35	127	943	1776	53.1	11	35	31.4	711	827	86.0	992	7.8	200	36	67	2608	20.5

NCAA Tournament

Year	Team		— 3-Point —															
	W-L	G	FG	FGA	FG%	FG	FGA	FG%	FT	FTA	FT%	Reb.	Avg.	Ast.	Bk	St.	Pts.	Avg.
1989	1-1	2	18	29	62.1	0	0	0.0	3	6	50.0	14	7.0	4	1	2	39	19.5
1990	2-1	3	15	39	38.5	0	0	0.0	11	13	84.6	27	9.0	3	1	6	41	13.7
1991	0-1	1	7	10	70.0	0	0	0.0	1	2	50.0	1	1.0	1	0	0	15	15.0
1992	3-1	4	18	44	40.9	0	2	0.0	35	38	92.1	30	7.5	11	0	6	71	17.8
4 yrs.	6-4	10	58	122	47.5	0	2	0.0	50	59	84.7	72	7.2	19	2	14	166	16.6




Photo from UCLA sports information

Photo from Temple sports information



MARK MACON

Temple • 6-5 • Saginaw, MI



Consensus second team all-American in 1988.

Year	Team		— 3-Point —															
	W-L	G	FG	FGA	FG%	FG	FGA	FG%	FT	FTA	FT%	Reb.	Avg.	Ast.	Bk	St.	Pts.	Avg.
1988	32-2	34	280	617	45.4	65	154	42.2	74	96	77.1	192	5.6	98	2	60	699	20.6
1989	18-12	30	204	501	40.7	43	134	32.1	97	125	77.6	168	5.6	115	5	84	548	18.3
1990	20-11	31	242	622	38.9	61	185	33.0	134	168	79.8	187	6.0	68	4	71	679	21.9
1991	24-10	31	254	578	44.0	77	184	41.8	98	128	76.6	153	4.9	71	3	66	683	22.0
4 yrs.	94-35	126	980	2318	42.3	246	657	37.4	403	517	77.9	700	5.6	352	14	281	2609	20.7

NCAA Tournament

Year	Team		— 3-Point —															
	W-L	G	FG	FGA	FG%	FG	FGA	FG%	FT	FTA	FT%	Reb.	Avg.	Ast.	Bk	St.	Pts.	Avg.
1988	3-1	4	32	85	37.6	4	20	20.0	14	17	82.4	22	5.5	8	1	4	82	20.5
1990	0-1	1	11	24	45.8	6	9	66.7	4	4	100.0	6	6.0	1	0	1	32	32.0
1991	3-1	4	36	74	48.6	8	17	47.1	16	19	84.2	18	4.5	7	0	8	96	24.0
3 yrs.	6-3	9	79	183	43.2	18	46	39.1	34	40	85.0	46	5.1	16	1	13	210	23.3

Photo from Kentucky sports information



KYLE MACY

Kentucky • 6-3 • Peru, IN


Unanimous first team all-American in 1980...First team academic all-American in 1979... Played on the NCAA championship team in 1978.

Yr.	Team												
	W-L	G	FG	FGA	FG%	FT	FTA	FT%	RBs	Avg.	Pts.	Avg.	
1976	16-11	27	144	293	49.1	85	99	85.9	75	2.8	373	13.8	
1977	Transferred from Purdue												
1978	30-2	32	143	267	53.6	115	129	89.1	76	2.4	401	12.5	
1979	19-12	31	179	355	50.4	112	129	86.8	82	2.6	470	15.2	
1980	29-6	35	218	415	52.5	104	114	91.2	85	2.4	540	15.4	
4 yrs.	94-31	125	684	1330	51.4	416	471	88.3	318	2.5	1784	14.3	

NCAA Tournament

Year	Team												
	W-L	G	FG	FGA	FG%	FT	FTA	FT%	RBs	Avg.	Pts.	Avg.	
1978	5-0	5	16	34	47.1	18	22	81.8	9	1.8	50	10.0	
1980	1-1	2	9	25	36.0	4	4	100.0	6	3.0	22	11.0	
2 yrs.	6-1	7	25	59	42.4	22	26	84.6	15	2.1	72	10.3	

Photo by Peggy Brisbane, Central Michigan



DANIEL MAJERLE

Central Michigan • 6-6 • Traverse City, MI

USA Olympic team member in 1988.

Year	Team		— 3-Point —															
	W-L	G	FG	FGA	FG%	FG	FGA	FG%	FT	FTA	FT%	Reb.	Avg.	Ast.	Bk	St.	Pts.	Avg.
1985	9-18	12	92	162	56.8	—	—	—	39	67	58.2	80	6.7	24	--	--	223	18.6
1986	11-17	27	228	433	52.7	—	—	—	122	170	71.8	212	7.9	51	22	50	578	21.4
1987	22-8	22	191	344	55.5	2	8	25.0	101	183	55.2	196	8.5	53	35	48	485	21.1
1988	19-13	32	279	535	52.2	45	101	44.6	156	242	64.5	346	10.8	81	29	49	759	23.7
4 yrs.	61-56	93	790	1474	53.6	47	109	43.1	418	662	63.1	834	9.0	209	86	147	2045	22.0

NCAA Tournament

Year	Team		— 3-Point —															
	W-L	G	FG	FGA	FG%	FG	FGA	FG%	FT	FTA	FT%	Reb.	Avg.	Ast.	Bk	St.	Pts.	Avg.
1987	0-1	1	8	20	40.0	1	2	50.0	0	3	0.0	13	13.0	1	0	1	17	17.0

KARL "THE MAILMAN" MALONE

Louisiana Tech • 6-9 • Summerfield, LA

USA Olympic team member in 1992 and 1996... Led all NCAA tournament players in rebounding average in 1985... Named to the 50 greatest players list in NBA history in 1996.

Year	Team												
	W-L	G	FG	FGA	FG%	FT	FTA	FT%	Reb.	Avg.	Ast.	Pts.	Avg.
1983	19-9	28	217	373	58.2	152	244	62.3	289	10.3	—	586	20.9
1984	26-7	32	220	382	57.6	161	236	68.2	282	8.8	42	601	18.8
1985	29-3	32	216	399	54.1	97	170	57.1	288	9.0	73	529	16.5
3 yrs.	74-19	92	653	1154	56.6	410	650	63.1	859	9.3	115	1716	18.7

NCAA Tournament

Year	Team												
	W-L	G	FG	FGA	FG%	FT	FTA	FT%	Reb.	Avg.	Ast.	Pts.	Avg.
1984	1-1	2	14	25	56.0	14	16	87.5	20	10.0	3	42	21.0
1985	2-1	3	24	51	47.1	8	16	50.0	42	14.0	8	56	18.7
2 yrs.	3-2	5	38	76	50.0	22	32	68.8	62	12.4	11	98	19.6




Photo from Louisiana Tech sports information

DANNY MANNING

Kansas • 6-10 • Greensboro, NC

Named player of the year by the NABC in 1988... Wooden Award winner in 1988... Naismith Award winner in 1988... Unanimous first team all-American in 1987 and 1988... Consensus second team all-American in 1986... USA Olympic team member in 1988... Through the 2005 season, held the NCAA career record for most games scoring in double figures with 132... NCAA tournament MVP in 1988... NCAA all-tournament team in 1988... Through the 2005 NCAA tournament, shared the Final Four game record for blocked shots with six against Duke in 1988... Led all NCAA tournament players in scoring and rebounds in 1988... Played on the NCAA championship team in 1988... Named to the ESPN Top 50 college players list of all-time in 2005.

Year	Team													— 3-Point —			Pts.	Avg.
	W-L	G	FG	FGA	FG%	FG	FGA	FG%	FT	FTA	FT%	Reb.	Avg.	Ast.	Bk	St.		
1985	26-8	34	209	369	56.6	—	—	—	78	102	76.5	258	7.6	108	—	—	496	14.6
1986	35-4	39	279	465	60.0	—	—	—	95	127	74.8	245	6.3	93	46	80	653	16.7
1987	35-11	36	347	562	61.7	1	3	33.3	165	226	73.0	342	9.5	64	47	42	860	23.9
1988	27-11	38	381	653	58.3	9	26	34.6	171	233	73.4	342	9.0	77	73	70	942	24.8
4 yrs.	113-34	147	1216	2049	59.3	10	29	34.5	509	688	74.0	1187	8.1	342	166	192	2951	20.1

NCAA Tournament

Year	Team													— 3-Point —			Pts.	Avg.
	W-L	G	FG	FGA	FG%	FG	FGA	FG%	FT	FTA	FT%	Reb.	Avg.	Ast.	Bk	St.		
1985	1-1	2	7	27	25.9	—	—	—	2	4	50.0	14	7.0	2	—	—	16	8.0
1986	4-1	5	33	60	55.0	—	—	—	6	8	75.0	24	4.8	7	5	9	72	14.4
1987	2-1	3	31	55	56.4	0	0	0.0	15	21	71.4	23	7.7	3	0	1	77	25.7
1988	6-0	6	69	125	55.2	2	6	33.3	23	33	69.7	56	9.3	10	14	12	163	27.2
4 yrs.	13-3	16	140	267	52.4	2	6	33.3	46	66	69.7	117	7.3	22	19	22	328	20.5




Photo from Kansas sports information

PETE MARAVICH

LSU • 6-5 • Raleigh, NC

Named player of the year by AP, UPI and the USBWA in 1970... Naismith Award winner in 1970... Unanimous first team all-American in 1968, 1969 and 1970... Enshrined as a player into the Naismith Memorial Basketball Hall of Fame in 1987... Through the 2005 season, held the NCAA career and season records for scoring... Also through the 2005 season, held 16 NCAA career, season or game records... Led the nation in scoring in 1968, 1969 and 1970... Named to the ESPN Top 50 college players list of all-time in 2005... Named to the 50 greatest players list in NBA history in 1996.

Year	Team												
	W-L	G	FG	FGA	FG%	FT	FTA	FT%	RBs	Avg.	Pts.	Avg.	
1968	14-12	26	432	1022	42.3	274	338	81.1	195	7.5	1138	43.8	
1969	13-13	26	433	976	44.4	282	378	74.6	169	6.5	1148	44.2	
1970	22-10	31	522	1168	44.7	337	436	77.3	164	5.3	1381	44.5	
3 yrs.	49-35	83	1387	3166	43.8	893	1152	77.5	528	6.4	3667	44.2	

Did not play in the NCAA tournament.






Photo from Hickox Library

Photo from Georgia Tech sports information



STEPHON MARBURY
Georgia Tech • 6-3 • Brooklyn, NY



USA Olympic team member in 2004.

Year	Team					— 3-Point —			FT	FTA	FT%	Reb.	Avg.	Ast.	Bk	St.	Pts.	Avg.
	W-L	G	FG	FGA	FG%	FG	FGA	FG%										
1996	24-12	36	235	514	45.7	88	238	37.0	121	164	73.8	113	3.1	161	4	63	679	18.9

NCAA Tournament

Year	Team					— 3-Point —			FT	FTA	FT%	Reb.	Avg.	Ast.	Bk	St.	Pts.	Avg.
	W-L	G	FG	FGA	FG%	FG	FGA	FG%										
1996	2-1	3	20	39	51.3	10	20	50.0	11	13	84.6	8	2.7	19	0	6	61	20.3

Photo from UNLV sports information



SHAWN MARION
UNLV • 6-7 • Clarksville, TN

USA Olympic team member in 2004.

Year	Team					— 3-Point —			FT	FTA	FT%	Reb.	Avg.	Ast.	Bk	St.	Pts.	Avg.
	W-L	G	FG	FGA	FG%	FG	FGA	FG%										
1999	16-13	29	221	418	52.9	20	67	29.9	81	111	73.0	269	9.3	36	54	73	543	18.7

Did not play in the NCAA Tournament.

Photo by Alan A. Goslawski



MARC MAROTTA
Marquette • 6-7 • Pittsburgh, PA

First team academic all-American in 1982, 1983 and 1984...NCAA Postgraduate Scholarship winner in 1984.

Year	Team					FT	FTA	FT%	Reb.	Avg.	Ast.	Pts.	Avg.
	W-L	G	FG	FGA	FG%								
1981	20-11	30	48	107	44.9	40	50	80.0	89	3.0	—	136	4.5
1982	23-9	31	98	199	49.2	68	86	79.1	136	4.4	—	264	8.5
1983	19-10	29	103	239	43.1	69	89	77.5	175	6.0	—	275	9.5
1984	17-13	30	121	237	51.1	64	95	67.4	212	7.1	54	306	10.2
3 yrs.	79-43	120	370	782	47.3	241	320	75.3	612	5.1	54	981	8.2

NCAA Tournament

Year	Team					FT	FTA	FT%	RBs	Avg.	Pts.	Avg.
	W-L	G	FG	FGA	FG%							
1982	1-1	2	1	4	25.0	4	4	100.0	4	2.0	6	3.0
1983	0-1	1	7	12	58.3	1	1	100.0	10	10.0	15	15.0
2 yrs.	1-2	3	8	16	50.0	5	5	100.0	14	4.7	21	7.0

DONYELL MARSHALL

Connecticut • 6-9 • Reading, PA

Unanimous first team all-American in 1994.

Year	Team		— 3-Point —															
	W-L	G	FG	FGA	FG%	FG	FGA	FG%	FT	FTA	FT%	Reb.	Avg.	Ast.	Bk	St.	Pts.	Avg.
1992	20-10	30	125	295	42.4	15	62	24.2	69	93	74.2	183	6.1	45	78	31	334	11.1
1993	15-13	27	166	332	50.0	20	54	37.0	107	129	82.9	210	7.8	30	56	39	459	17.0
1994	29-5	34	307	600	51.2	41	132	31.1	200	266	75.2	302	8.9	56	111	43	855	25.1
3 yrs.	64-28	91	598	1227	48.7	76	248	30.6	376	488	77.0	695	7.6	131	245	113	1648	18.1

NCAA Tournament

Year	Team		— 3-Point —															
	W-L	G	FG	FGA	FG%	FG	FGA	FG%	FT	FTA	FT%	Reb.	Avg.	Ast.	Bk	St.	Pts.	Avg.
1992	1-1	2	14	28	50.0	2	4	50.0	1	2	50.0	25	12.5	3	5	0	31	15.5
1994	2-1	3	20	46	43.5	2	12	16.7	13	18	72.2	27	9.0	5	5	1	55	18.3
2 yrs.	3-2	5	34	74	45.9	4	16	25.0	14	20	70.0	52	10.4	8	10	1	86	17.2




Photo from Connecticut sports information

KENYON MARTIN

Cincinnati • 6-9 • Dallas, TX

Named player of the year by AP, the USBWA and the NABC in 2000... Wooden Award winner in 2000... Naismith Award winner in 2000... Unanimous first team all-American in 2000.

Year	Team		— 3-Point —															
	W-L	G	FG	FGA	FG%	FG	FGA	FG%	FT	FTA	FT%	Reb.	Avg.	Ast.	Bk	St.	Pts.	Avg.
1997	26-8	22	26	40	65.0	0	0	0.0	10	32	31.3	74	3.4	10	24	14	62	2.8
1998	27-6	30	124	198	62.6	0	1	0.0	50	105	47.6	267	8.9	41	83	30	298	9.9
1999	27-6	33	142	248	57.3	0	1	0.0	50	89	56.2	228	6.9	49	78	37	334	10.1
2000	29-4	31	221	389	56.8	2	7	28.6	141	206	68.4	300	9.7	42	107	43	585	18.9
4 yrs.	109-24	116	513	875	58.6	2	9	22.2	251	432	58.1	869	7.5	142	292	124	1279	11.0

NCAA Tournament

Year	Team		— 3-Point —															
	W-L	G	FG	FGA	FG%	FG	FGA	FG%	FT	FTA	FT%	Reb.	Avg.	Ast.	Bk	St.	Pts.	Avg.
1997	1-1	2	1	3	33.3	0	0	0.0	1	4	25.0	5	2.5	1	2	1	3	1.5
1998	1-1	2	7	14	50.0	0	0	0.0	1	3	33.3	26	13.0	2	6	2	15	7.5
1999	1-1	2	10	14	71.4	0	0	0.0	6	10	60.0	14	7.0	2	2	2	26	13.0
3 yrs.	3-3	6	18	31	58.1	0	0	0.0	8	17	47.1	45	7.5	5	10	5	44	7.3

Note: Did not play in the 2000 NCAA Tournament because of injury.




Photo from Cincinnati sports information

SLATER "DUGIE" MARTIN

Texas • 5-10 • Houston, TX

Enshrined as a player into the Naismith Memorial Basketball Hall of Fame in 1981.

Year	Team		— 3-Point —									
	W-L	G	FG	FGA	FG%	FT	FTA	FT%	Pts.	Avg.		
1944	14-11	14	75			34			184	13.1		
1945-46	Military Service (Navy)											
1947	26-2	27	109			37			255	9.4		
1948	20-5	25	126			65	85	76.5	317	12.7		
1949	17-7	24	165			54			384	16.0		
4 yrs.	77-25	90	475			190			1140	12.7		

NCAA Tournament

Year	Team		— 3-Point —									
	W-L	G	FG	FGA	FG%	FT	FTA	FT%	Pts.	Avg.		
1947	2-1	3	19			3	8	37.5	41	13.7		





Photo from Texas sports information

Photo from Kentucky sports information



JAMAL MASHBURN

Kentucky • 6-8 • Bronx, NY



Unanimous first team all-American in 1993...NCAA all-tournament team in 1993...Led all NCAA tournament players in scoring average in 1992.

Year	Team		— 3-Point —															
	W-L	G	FG	FGA	FG%	FG	FGA	FG%	FT	FTA	FT%	Reb.	Avg.	Ast.	Bk	St.	Pts.	Avg.
1991	22-6	28	137	289	47.4	24	82	29.3	64	88	72.7	195	7.0	42	15	37	362	12.9
1992	29-7	36	279	492	56.7	58	132	43.9	151	213	70.9	281	7.8	52	23	65	767	21.3
1993	30-4	34	259	526	49.2	66	180	36.7	130	194	67.0	284	8.4	124	15	51	714	21.0
3 yrs.	81-17	98	675	1307	51.6	148	394	37.6	345	495	69.7	760	7.8	218	53	153	1843	18.8

NCAA Tournament

Year	Team		— 3-Point —															
	W-L	G	FG	FGA	FG%	FG	FGA	FG%	FT	FTA	FT%	Reb.	Avg.	Ast.	Bk	St.	Pts.	Avg.
1992	3-1	4	34	58	58.6	6	12	50.0	22	32	68.8	38	9.5	5	1	10	96	24.0
1993	4-1	5	37	72	51.4	10	21	47.6	13	23	56.5	34	6.8	20	2	5	97	19.4
2 yrs.	7-2	9	71	130	54.6	16	33	48.5	35	55	63.6	72	8.0	25	3	15	193	21.4

Photo by Ed Morris



DON MAY

Dayton • 6-4 • Dayton, OH


Consensus second team all-American in 1967 and 1968...NCAA all-tournament team in 1967...Led all NCAA tournament players in rebounding in 1967...Played on the postseason NIT title team in 1968.

Year	Team												
	W-L	G	FG	FGA	FG%	FT	FTA	FT%	RBs	Avg.	Pts.	Avg.	
1966	23-6	29	238	505	47.1	114	166	68.7	331	11.4	590	20.3	
1967	25-6	31	258	543	47.5	173	213	81.2	519	16.7	689	22.2	
1968	21-9	30	239	509	47.0	223	284	78.5	451	15.0	701	23.4	
3 yrs.	69-21	90	735	1557	47.2	510	663	76.9	1301	14.5	1980	22.0	

NCAA Tournament

Year	Team												
	W-L	G	FG	FGA	FG%	FT	FTA	FT%	RBs	Avg.	Pts.	Avg.	
1966	1-2	3	15	52	28.8	13	20	65.0	21	7.0	43	14.3	
1967	4-1	5	46	97	47.4	26	35	74.3	82	16.4	118	23.6	
2 yrs.	5-3	8	61	149	40.9	39	55	70.9	103	12.9	161	20.1	

Photo from Indiana sports information



SCOTT MAY

Indiana • 6-7 • Sandusky, OH

Named player of the year by AP, UPI and the NABC in 1976...Naismith Award winner in 1976... Unanimous first team all-American in 1976...Consensus first team all-American in 1975...USA Olympic team member in 1976...Named to the NCAA tournament all-decade team for the 1970s...NCAA all-tournament team in 1976...Led all NCAA tournament players in scoring in 1976...Played on the NCAA championship team in 1976.

Year	Team												
	W-L	G	FG	FGA	FG%	FT	FTA	FT%	RBs	Avg.	Pts.	Avg.	
1974	23-5	28	154	313	49.2	43	56	76.8	150	5.4	351	12.5	
1975	31-1	30	204	400	51.0	82	107	76.6	199	6.6	490	16.3	
1976	32-0	32	308	584	52.7	136	174	78.2	245	7.7	752	23.5	
3 yrs.	86-6	90	666	1297	51.3	261	337	77.4	594	6.6	1593	17.7	

NCAA Tournament

Year	Team												
	W-L	G	FG	FGA	FG%	FT	FTA	FT%	RBs	Avg.	Pts.	Avg.	
1975	2-1	3	1	6	16.7	0	0	0.0	1	0.3	2	0.7	
1976	5-0	5	45	88	51.1	23	28	82.1	38	7.6	113	22.6	
2 yrs.	7-1	8	46	94	48.9	23	28	82.1	39	4.9	115	14.4	

BOB McADOO

North Carolina • 6-8 • Greensboro, NC

Consensus first team all-American in 1972... Enshrined as a player into the Naismith Memorial Basketball Hall of Fame in 2000... NCAA all-tournament team in 1972.

Year	Team												
	W-L	G	FG	FGA	FG%	FT	FTA	FT%	RBs	Avg.	Pts.	Avg.	
1972	26-5	31	243	471	51.6	118	167	70.7	312	10.1	604	19.5	

NCAA Tournament

Year	Team												
	W-L	G	FG	FGA	FG%	FT	FTA	FT%	RBs	Avg.	Pts.	Avg.	
1972	3-1	4	31	63	49.2	20	27	74.1	56	14.0	82	20.5	




Photo by Malcolm W. Emmons

RONNIE MCCOLLUM

Centenary (Louisiana) • 6-4 • Fayette, AL

Led the nation in scoring in 2001.

Year	Team													— 3-Point —				
	W-L	G	FG	FGA	FG%	FG	FGA	FG%	FT	FTA	FT%	Reb.	Avg.	Ast.	Bk	St.	Pts.	Avg.
1998	10-20	30	176	387	45.5	101	241	41.9	73	90	81.1	88	2.9	32	2	19	526	17.5
1999	14-14	28	176	421	41.8	67	198	33.8	125	143	87.4	108	3.9	28	3	18	544	19.4
2000	10-18	28	226	577	39.2	92	258	35.7	123	153	80.4	103	3.7	27	0	29	667	23.8
2001	8-19	27	244	592	41.2	85	252	33.7	214	236	90.7	101	3.7	32	1	27	787	29.1
4 yrs.	42-71	113	822	1977	41.6	345	949	36.4	535	622	86.0	400	3.5	119	6	93	2524	22.3

Did not play in the NCAA Tournament.




Photo from Centenary (Louisiana) sports information

RODNEY McCRAY

Louisville • 6-7 • Mt. Vernon, NY

USA Olympic team member in 1980... Named to the NCAA tournament all-decade team for the 1980s... NCAA all-tournament team in 1980... Played on the NCAA championship team in 1980.

Year	Team												
	W-L	G	FG	FGA	FG%	FT	FTA	FT%	Reb.	Avg.	Pts.	Avg.	
1980	33-3	36	107	197	54.3	66	102	64.7	269	7.5	280	7.8	
1981	21-9	30	114	194	58.8	60	90	66.7	222	7.4	288	9.6	
1982	23-10	33	112	196	57.1	59	84	70.2	234	7.1	283	8.6	
1983	32-4	36	152	259	58.7	92	124	74.2	304	8.4	396	11.0	
4 yrs.	109-26	135	485	846	57.3	277	400	69.3	1029	7.6	1247	9.2	

NCAA Tournament

Year	Team												
	W-L	G	FG	FGA	FG%	FT	FTA	FT%	Reb.	Avg.	Pts.	Avg.	
1980	5-0	5	15	29	51.7	15	22	68.2	43	8.6	45	9.0	
1981	0-1	1	4	4	100.0	3	5	60.0	5	5.0	11	11.0	
1982	3-1	4	10	17	58.8	9	14	64.3	26	6.5	29	7.3	
1983	3-1	4	13	25	52.0	7	16	43.8	22	5.5	33	8.3	
4 yrs.	11-3	14	42	75	56.0	34	57	59.6	96	6.9	118	8.4	





Photo from Louisville sports information

Photo from Wichita State sports information



XAVIER McDANIEL

Wichita State • 6-7 • Columbia, SC


Consensus first team all-American in 1985...Led the nation in scoring in 1985; and in rebounding in 1983 and 1985.

Team		W-L	G	FG	FGA	FG%	FT	FTA	FT%	Reb.	Avg.	Ast.	Pts.	Avg.
Year	1982	23-6	28	68	135	50.4	27	43	62.8	103	3.7	—	163	5.8
Year	1983	25-3	28	223	376	59.3	80	148	54.1	403	14.4	—	526	18.8
Year	1984	18-12	30	251	445	56.4	117	172	68.0	393	13.1	71	619	20.6
Year	1985	18-13	31	351	628	55.9	142	224	63.4	460	14.8	69	844	27.2
4 yrs.	84-34	117	893	1584	56.4	366	587	62.4	1359	11.6	140	2152	18.4	

NCAA Tournament

Team		W-L	G	FG	FGA	FG%	FT	FTA	FT%	Reb.	Avg.	Ast.	Pts.	Avg.
Year	1985	0-1	1	11	18	61.1	0	0	0.0	11	11.0	0	22	22.0

Photo from Western Kentucky sports information



JIM McDANIELS

Western Kentucky • 7-0 • Scottsdale, KY

Consensus first team all-American in 1971...NCAA all-tournament team in 1971...Led all NCAA tournament players in scoring in 1971.


Team		W-L	G	FG	FGA	FG%	FT	FTA	FT%	RBs	Avg.	Pts.	Avg.
Year	1969	16-10	26	273	544	50.2	98	152	64.5	324	12.5	644	24.8
Year	1970	22-3	25	305	535	57.0	106	141	75.2	340	13.6	716	28.6
Year	1971	*20-5	30	357	684	52.2	164	221	74.2	454	15.1	878	29.3
3 yrs.	*58-18	81	935	1763	53.0	368	514	71.6	1118	13.8	2238	27.6	

NCAA Tournament

Team		W-L	G	FG	FGA	FG%	FT	FTA	FT%	RBs	Avg.	Pts.	Avg.
Year	1970	0-1	1	13	22	59.1	3	4	75.0	7	7.0	29	29.0
Year	1971	*0-0	5	61	138	44.5	25	35	71.4	66	13.2	147	29.4
2 yrs.	*0-1	6	74	160	46.3	28	39	71.8	73	12.2	176	29.3	

*NCAA tournament record later vacated: 1971, 4-1.

Photo from Alabama sports information



ANTONIO McDYESS

Alabama • 6-9 • Quitman, MS

USA Olympic team member in 2000.

Team		W-L	G	FG	FGA	FG%	— 3-Point —			FT	FTA	FT%	Reb.	Avg.	Ast.	Bk	St.	Pts.	Avg.
Year	1994	20-10	26	132	234	56.4	0	0	0.0	32	60	53.3	210	8.1	11	39	29	296	11.4
Year	1995	23-10	33	185	361	51.2	0	1	0.0	88	132	66.7	337	10.2	21	66	28	458	13.9
2 yrs.	43-20	59	317	595	53.3	0	1	0.0	120	192	62.5	547	9.3	32	105	57	754	12.8	

NCAA Tournament

Team		W-L	G	FG	FGA	FG%	— 3-Point —			FT	FTA	FT%	Reb.	Avg.	Ast.	Bk	St.	Pts.	Avg.
Year	1994	1-1	2	11	20	55.0	0	0	0.0	2	4	50.0	24	12.0	2	3	4	24	12.0
Year	1995	1-1	2	25	43	58.1	0	0	0.0	11	12	91.7	36	18.0	3	4	2	71	35.5
2 yrs.	2-2	4	36	63	57.1	0	0	0.0	13	16	81.3	60	15.0	5	7	6	95	23.8	

BILLY MCGILL

Utah • 6-9 • Los Angeles, CA

Unanimous first team all-American in 1962... Consensus second team all-American in 1961... Led the nation in scoring in 1962... Led all NCAA tournament players in scoring in 1961.

Year	Team											
	W-L	G	FG	FGA	FG%	FT	FTA	FT%	RBs	Avg.	Pts.	Avg.
1960	26-3	29	179	374	47.9	92	138	66.7	285	9.8	450	15.5
1961	23-8	31	342	650	52.6	178	249	71.4	430	13.9	862	27.8
1962	23-3	26	394	705	55.9	221	302	73.2	391	15.0	1009	38.8
3 yrs.	72-14	86	915	1729	52.9	491	689	71.3	1106	12.9	2321	27.0

NCAA Tournament

Year	Team											
	W-L	G	FG	FGA	FG%	FT	FTA	FT%	RBs	Avg.	Pts.	Avg.
1960	2-1	3	13	32	40.6	21	31	67.7	22	7.3	47	15.7
1961	2-2	4	49	102	48.0	21	29	72.4	53	13.3	119	29.8
2 yrs.	4-3	7	62	134	46.3	42	60	70.0	75	10.7	166	23.7




Photo from Utah sports information

KEVIN McHALE

Minnesota • 6-10 • Hibbing, MN

Enshrined as a player into the Naismith Memorial Basketball Hall of Fame in 1999... Named to the 50 greatest players list in NBA history in 1996.

Year	Team											
	W-L	G	FG	FGA	FG%	FT	FTA	FT%	Reb.	Avg.	Pts.	Avg.
1977	*0-27	27	133	241	55.2	58	77	75.3	218	8.1	324	12.0
1978	17-10	26	143	242	59.1	54	77	70.1	192	7.4	340	13.1
1979	11-16	27	202	391	51.6	79	96	82.3	157	8.7	483	17.9
1980	21-11	32	236	416	56.7	85	107	79.4	137	7.6	557	17.4
4 yrs.	49-64	112	714	1290	55.3	276	357	77.3	568	7.9	1704	15.2

*Later forfeited 24 wins: 24-3.

Did not play in the NCAA Tournament.




Photo from Minnesota sports information

JIM McINTYRE

Minnesota • 6-10 • Minneapolis, MN

Consensus first team all-American in 1948... Consensus second team all-American in 1949.

Year	Team										
	W-L	G	FG	FGA	FG%	FT	FTA	FT%	Pts.	Avg.	
1946	14-7	20	74			47			195	9.8	
1947	14-7	21	107			100			314	15.0	
1948	10-10	19	125			110			360	18.9	
1949	18-3	21	126			102	146	69.9	354	16.9	
4 yrs.	56-27	81	432			359			1223	15.1	

Did not play in the NCAA tournament.






Photo from Converse Basketball Year Book

Photo from Maryland sports information



TOM McMILLEN

Maryland • 6-11 • Mansfield, PA

Consensus second team all-American in 1973...First team academic all-American in 1972, 1973 and 1974...NCAA Postgraduate Scholarship winner in 1974...USA Olympic team member in 1972...Played on the postseason NIT title team in 1972.

Year	Team												
	W-L	G	FG	FGA	FG%	FT	FTA	FT%	RBs	Avg.	Pts.	Avg.	
1972	27-5	32	235	428	54.9	197	241	81.7	306	9.6	667	20.8	
1973	23-7	29	250	427	58.5	116	145	80.0	284	9.8	616	21.2	
1974	23-5	27	214	404	53.0	96	126	76.2	269	10.0	524	19.4	
3 yrs.	73-17	88	699	1259	55.5	409	512	79.9	859	9.8	1807	20.5	

NCAA Tournament

Year	Team												
	W-L	G	FG	FGA	FG%	FT	FTA	FT%	RBs	Avg.	Pts.	Avg.	
1973	1-1	2	18	26	69.2	7	7	100.0	12	6.0	43	21.5	

Photo from Marquette sports information



DEAN MEMINGER

Marquette • 6-1 • New York, NY



Unanimous first team all-American in 1971...Played on the postseason NIT title team in 1970.

Year	Team												
	W-L	G	FG	FGA	FG%	FT	FTA	FT%	RBs	Avg.	Pts.	Avg.	
1969	24-5	29	172	409	42.1	131	233	56.2	187	6.4	475	16.4	
1970	26-3	29	184	400	46.0	178	279	63.8	142	4.9	546	18.8	
1971	28-1	29	216	425	50.8	184	250	73.6	117	4.0	616	21.2	
3 yrs.	78-9	87	572	1234	46.4	493	762	64.7	446	5.1	1637	18.8	

NCAA Tournament

Year	Team												
	W-L	G	FG	FGA	FG%	FT	FTA	FT%	RBs	Avg.	Pts.	Avg.	
1969	2-1	3	17	40	42.5	13	23	56.5	25	8.3	47	15.7	
1971	2-1	3	18	32	56.3	26	36	72.2	9	3.0	62	20.7	
2 yrs.	4-2	6	35	72	48.6	39	59	66.1	34	5.7	109	18.2	

Photo from Niagara sports information



JUAN MENDEZ

Niagara • 6-7 • Montreal, Quebec, Canada

Year	Team													— 3-Point —			Pts.	Avg.
	W-L	G	FG	FGA	FG%	FT	FTA	FT%	Reb.	Avg.	Ast.	Bk	St.					
2002	18-14	32	114	200	57.0	0	1	0.0	88	131	67.2	194	6.1	19	16	21	316	9.9
2003	17-12	29	207	344	60.2	0	3	0.0	119	161	73.9	260	9.0	20	35	38	533	18.4
2004	22-10	32	208	399	52.1	17	59	28.8	223	276	80.8	280	8.8	30	56	29	656	20.5
2005	20-10	30	221	469	47.1	39	128	30.5	224	275	81.5	319	10.6	39	63	37	705	23.5
4 yrs.	77-46	123	750	1412	53.1	56	191	29.3	654	843	77.6	1053	8.6	108	170	125	2210	18.0

NCAA Tournament

Year	Team													— 3-Point —			Pts.	Avg.
	W-L	G	FG	FGA	FG%	FT	FTA	FT%	Reb.	Avg.	Ast.	Bk	St.					
2005	0-1	1	6	20	30.0	1	6	16.7	9	10	90.0	15	15.0	1	2	2	22	22.0

RON MERCER

Kentucky • 6-7 • Nashville, TN

Consensus first team all-American in 1997... Through the 2005 season, shared the NCAA season record for games played in 1997... NCAA all-tournament team in 1996 and 1997... Played on the NCAA championship team in 1996.

Year	Team		— 3-Point —															
	W-L	G	FG	FGA	FG%	FG	FGA	FG%	FT	FTA	FT%	Reb.	Avg.	Ast.	Bk	St.	Pts.	Avg.
1996	34-2	36	107	234	45.7	23	68	33.8	51	65	78.5	104	2.9	50	8	34	288	8.0
1997	35-5	40	297	603	49.3	49	141	34.8	82	105	78.1	210	5.3	97	10	66	725	18.1
2 yrs.	69-7	76	404	837	48.3	72	209	34.4	133	170	78.2	314	4.1	147	18	100	1013	13.3

NCAA Tournament

Year	Team		— 3-Point —															
	W-L	G	FG	FGA	FG%	FG	FGA	FG%	FT	FTA	FT%	Reb.	Avg.	Ast.	Bk	St.	Pts.	Avg.
1996	6-0	6	21	38	55.3	4	9	44.4	1	2	50.0	9	1.5	8	1	6	47	7.8
1997	5-1	6	40	83	48.2	6	19	31.6	12	17	70.6	32	5.3	13	1	9	98	16.3
2 yrs.	11-1	12	61	121	50.4	10	28	35.7	13	19	68.4	41	3.4	21	2	15	145	12.1




Photo from Kentucky sports information

DAVE MEYERS

UCLA • 6-8 • La Habra, CA

Unanimous first team all-American in 1975... NCAA all-tournament team in 1975... Played on the NCAA championship teams in 1973 and 1975.

Year	Team														
	W-L	G	FG	FGA	FG%	FT	FTA	FT%	RBs	Avg.	Pts.	Avg.			
1973	30-0	28	52	109	47.7	34	45	75.6	82	2.9	138	4.9			
1974	26-4	30	144	295	48.8	54	77	70.1	171	5.7	342	11.4			
1975	28-3	31	230	475	48.4	106	144	73.6	244	7.9	566	18.3			
3 yrs.	84-7	89	426	879	48.5	194	266	72.9	497	5.6	1046	11.8			

NCAA Tournament

Year	Team														
	W-L	G	FG	FGA	FG%	FT	FTA	FT%	RBs	Avg.	Pts.	Avg.			
1973	4-0	4	7	16	43.8	2	3	66.7	16	4.0	16	4.0			
1974	3-1	4	28	40	70.0	4	7	57.1	25	6.3	60	15.0			
1975	5-0	5	34	81	42.0	21	27	77.8	48	9.6	89	17.8			
3 yrs.	12-1	13	69	137	50.4	27	37	73.0	89	6.8	165	12.7			





Photo from UCLA sports information

CHRIS MIHM

Texas • 7-0 • Austin, TX

Consensus first team all-American in 2000.

Year	Team		— 3-Point —															
	W-L	G	FG	FGA	FG%	FG	FGA	FG%	FT	FTA	FT%	Reb.	Avg.	Ast.	Bk	St.	Pts.	Avg.
1998	14-17	31	148	288	51.4	2	11	18.2	86	133	64.7	248	8.0	14	90	12	384	12.4
1999	19-13	32	144	321	44.9	0	4	0.0	149	218	68.3	351	11.0	19	84	13	437	13.7
2000	24-9	33	206	394	52.3	7	15	46.7	164	232	70.7	346	10.5	22	90	11	583	17.7
3 yrs.	57-39	96	498	1003	49.7	9	30	30.0	399	583	68.4	945	9.8	55	264	36	1404	14.6

NCAA Tournament

Year	Team		— 3-Point —															
	W-L	G	FG	FGA	FG%	FG	FGA	FG%	FT	FTA	FT%	Reb.	Avg.	Ast.	Bk	St.	Pts.	Avg.
2000	1-1	2	11	26	42.3	0	0	0.0	7	15	46.7	18	9.0	2	1	2	29	14.5





Photo from Texas sports information

Photo from DePaul sports information



GEORGE MIKAN

DePaul • 6-9 • Joliet, IL


Unanimous first team all-American in 1944, 1945 and 1946...Enshrined as a player into the Naismith Memorial Basketball Hall of Fame in 1959...Played on the postseason NIT title team in 1945...Named to the ESPN Top 50 college players list of all-time in 2005...Named to the 50 greatest players list in NBA history in 1996.

Year	Team									
	W-L	G	FG	FGA	FG%	FT	FTA	FT%	Pts.	Avg.
1943	19-5	24	97			77	111	69.4	271	11.3
1944	22-4	26	187			110	169	65.1	484	18.6
1945	21-3	24	218			122	199	61.3	558	23.3
1946	19-5	24	206			143	186	76.9	555	23.1
4 yrs.	81-17	98	708			452	665	68.0	1868	19.1

NCAA Tournament

Year	Team									
	W-L	G	FG	FGA	FG%	FT	FTA	FT%	Pts.	Avg.
1943	1-1	2	10			11	15	73.3	31	15.5

Photo from Minneapolis Tribune



VERN MIKKELSEN

Hamline • 6-7 • Fresno, CA


Enshrined as a player into the Naismith Memorial Basketball Hall of Fame in 1995.

Year	Team									
	W-L	G	FG	FGA	FG%	FT	FTA	FT%	Pts.	Avg.
1947	22-5									
1948	28-3	30	203	377	53.8	113	177	63.8	519	17.3
		104	553			309			1415	13.6

Note: Hamline was a College Division (Division II) school when Mikkelsen played.

Did not play in the NCAA tournament.

Photo from Utah sports information



ANDRE MILLER

Utah • 6-2 • Los Angeles, CA

Unanimous first team all-American in 1999...NCAA all-tournament team in 1998...Through the 2005 NCAA tournament, was one of seven different players to have a tournament triple-double...Led all NCAA tournament players in assists in 1998.

Year	Team										— 3-Point —									
	W-L	G	FG	FGA	FG%	FG	FGA	FG%	FT	FTA	FT%	Reb.	Avg.	Ast.	Bk	St.	Pts.	Avg.		
1996	27-7	34	104	195	53.3	6	19	31.6	78	113	69.0	126	3.7	157	21	38	292	8.6		
1997	29-4	33	121	249	48.6	10	35	28.6	71	122	58.2	154	4.7	201	13	59	323	9.8		
1998	30-4	34	173	315	54.9	20	60	33.3	117	162	72.2	185	5.4	177	16	73	483	14.2		
1999	28-5	33	190	387	49.1	22	83	26.5	118	171	69.0	178	5.4	186	15	84	520	15.8		
4 yrs.	114-20	134	588	1146	51.3	58	197	29.4	384	568	67.6	643	4.8	721	65	254	1618	12.1		

NCAA Tournament

Year	Team										— 3-Point —									
	W-L	G	FG	FGA	FG%	FG	FGA	FG%	FT	FTA	FT%	Reb.	Avg.	Ast.	Bk	St.	Pts.	Avg.		
1996	2-1	3	10	19	52.6	1	3	33.3	5	7	71.4	16	5.3	20	3	7	26	8.7		
1997	3-1	4	18	32	56.3	2	6	33.3	12	18	66.7	20	5.0	21	0	5	50	12.5		
1998	5-1	6	37	74	50.0	1	11	9.1	25	41	61.0	45	7.5	41	1	12	100	16.7		
1999	1-1	2	10	20	50.0	1	6	16.7	7	10	70.0	6	3.0	7	0	5	28	14.0		
4 yrs.	11-1	15	75	145	51.7	5	26	19.2	49	76	64.5	87	5.8	89	4	29	204	13.6		

LARRY MILLER

North Carolina • 6-4 • Catauga, PA

Consensus first team all-American in 1968... Consensus second team all-American in 1967...
NCAA all-tournament team in 1968.

Year	Team											
	W-L	G	FG	FGA	FG%	FT	FTA	FT%	RBs	Avg.	Pts.	Avg.
1966	16-11	27	219	400	54.8	127	187	67.9	277	10.3	565	20.9
1967	26-6	32	278	553	50.3	144	218	66.1	299	9.3	700	21.9
1968	28-4	32	268	545	49.2	181	256	70.7	258	8.1	717	22.4
3 yrs.	70-21	91	765	1498	51.1	452	661	68.4	834	9.2	1982	21.8

NCAA Tournament

Year	Team											
	W-L	G	FG	FGA	FG%	FT	FTA	FT%	RBs	Avg.	Pts.	Avg.
1967	2-2	4	24	71	33.8	15	19	78.9	39	9.8	63	15.8
1968	3-1	4	31	68	45.6	15	26	57.7	34	8.5	77	19.3
2 yrs.	5-3	8	55	139	39.6	30	45	66.7	73	9.1	140	17.5




Photo from North Carolina sports information

REGGIE MILLER

UCLA • 6-7 • Riverside, CA

USA Olympic team member in 1996... Played on the postseason NIT title team in 1985.

Year	Team											— 3-Point —			Reb.	Avg.	Ast.	Bk	St.	Pts.	Avg.
	W-L	G	FG	FGA	FG%	FG	FGA	FG%	FT	FTA	FT%										
1984	17-11	28	56	110	50.9	—	—	—	18	28	64.3	42	1.5	21	—	—	130	4.6			
1985	21-12	33	192	347	55.3	—	—	—	119	148	80.4	141	4.3	86	—	—	503	15.2			
1986	15-14	29	274	493	55.6	—	—	—	202	229	88.2	153	5.3	69	7	35	750	25.9			
1987	25-7	32	247	455	54.3	69	157	43.9	149	179	83.2	173	5.4	71	6	64	712	22.3			
4 yrs.	78-44	122	769	1405	54.7	69	157	43.9	488	584	83.6	509	4.2	247	22	158	2095	17.2			

NCAA Tournament

Year	Team											— 3-Point —			Reb.	Avg.	Ast.	Bk	St.	Pts.	Avg.
	W-L	G	FG	FGA	FG%	FG	FGA	FG%	FT	FTA	FT%										
1987	1-1	2	18	30	60.0	5	8	62.5	15	19	78.9	22	11.0	3	0	9	56	28.0			




Photo from UCLA sports information

HAROLD MINER

Southern California • 6-5 • Inglewood, CA

Unanimous first team all-American in 1992.

Year	Team											— 3-Point —			Reb.	Avg.	Ast.	Bk	St.	Pts.	Avg.
	W-L	G	FG	FGA	FG%	FG	FGA	FG%	FT	FTA	FT%										
1990	12-16	28	206	436	47.2	60	142	42.3	106	126	84.1	101	3.6	59	5	33	578	20.6			
1991	19-10	29	235	519	45.3	59	175	33.7	152	190	80.0	159	5.5	57	8	32	681	23.5			
1992	24-6	30	250	571	43.8	57	162	35.2	232	286	81.1	211	7.0	39	6	33	789	26.3			
3 yrs.	55-32	87	691	1526	45.3	176	479	36.7	490	602	81.4	471	5.4	155	19	98	2048	23.5			

NCAA Tournament

Year	Team											— 3-Point —			Reb.	Avg.	Ast.	Bk	St.	Pts.	Avg.
	W-L	G	FG	FGA	FG%	FG	FGA	FG%	FT	FTA	FT%										
1991	0-1	1	7	27	25.9	2	12	16.7	0	0	0.0	6	6.0	1	0	1	16	16.0			
1992	1-1	2	12	30	40.0	2	6	33.3	15	15	100.0	9	4.5	4	1	4	41	20.5			
2 yrs.	1-2	3	19	57	33.3	4	18	22.2	15	15	100.0	15	5.0	5	1	5	57	19.0			




Photo from Southern California sports information

Photo from Temple sports information



BILL MLKVY


Temple • 6-4 • Palmerton, PA

Unanimous first team all-American in 1951... Led the nation in scoring in 1951.

Year	Team											
	W-L	G	FG	FGA	FG%	FT	FTA	FT%	RBs	Avg.	Pts.	Avg.
1950	14-10	24	152			86	110	78.2	—		390	16.3
1951	12-13	25	303	964	31.4	125	181	69.1	472	18.9	731	29.2
1952	9-15	24	169			80	103	77.7	379	15.8	418	17.4
3 yrs.	35-38	73	624			291	394	73.9			1539	21.1

Did not play in the NCAA tournament.

Photo from Basketball in Pictures by Buchanan



JOHN MOIR



Notre Dame • 6-2 • Niagara Falls, NY

Consensus first team all-American in 1936, 1937 and 1938.

Year	Team										
	W-L	G	FG	FGA	FG%	FT	FTA	FT%	Pts.	Avg.	
1936	22-2-1	23	112			36			260	11.3	
1937	20-3	22	113			64			290	13.2	
1938	20-3	22	92			46			230	10.5	
3 yrs.	62-8-1	67	317			146			780	11.6	

Did not play in the NCAA tournament.

Photo by Malcolm W. Emmons



SIDNEY MONCRIEF

Arkansas • 6-4 • Little Rock, AR

Consensus first team all-American in 1979... Led the nation in field-goal percentage in 1976... Led all NCAA tournament players in free-throw percentage in 1979.

Yr.	Team											
	W-L	G	FG	FGA	FG%	FT	FTA	FT%	RBs	Avg.	Pts.	Avg.
1976	19-9	28	149	224	66.5	56	77	72.7	213	7.6	354	12.6
1977	26-2	28	157	242	64.9	117	171	68.4	235	8.4	431	15.4
1978	32-4	36	209	354	59.0	203	256	79.3	278	7.7	621	17.3
1979	25-5	30	224	400	56.0	212	248	85.5	289	9.6	660	22.0
4 yrs.	102-20	122	739	1220	60.6	588	752	78.2	1015	8.3	2066	16.9

NCAA Tournament

Year	Team											
	W-L	G	FG	FGA	FG%	FT	FTA	FT%	RBs	Avg.	Pts.	Avg.
1977	0-1	1	6	8	75.0	0	2	0.0	10	10.0	12	12.0
1978	4-1	5	24	46	52.2	23	36	63.9	29	5.8	71	14.2
1979	2-1	3	22	38	57.9	26	27	96.3	25	8.3	70	23.3
3 yrs.	6-3	9	52	92	56.5	49	65	75.4	64	7.1	153	17.0

EARL "THE PEARL" MONROE

Winston-Salem • 6-0 • Philadelphia, PA

Enshrined as a player into the Naismith Memorial Basketball Hall of Fame in 1990...Named to the 50 greatest players list in NBA history in 1996.

Year	Team															
	W-L	G	FG	FGA	FG%	FT	FTA	FT%	Reb.	Avg.	Pts.	Avg.				
1964	22-4	23	71	159	44.7	21	34	61.8	73	3.2	163	7.1				
1965	23-8	30	286			125	176	71.0	211	7.0	697	23.2				
1966	21-5	25	292	519	56.3	162	187	86.6	167	6.7	746	29.8				
1967	31-1	32	509	839	60.7	311	391	79.5	218	6.8	1329	41.5				
4 yrs.	97-18	110	1158			619	788	78.6	669	6.1	2935	26.7				

Note: Winston-Salem was a College Division (Division II) school when Monroe played.

Did not play in the NCAA tournament.





Photo by Malcolm W. Emmons

RODNEY MONROE

North Carolina State • 6-3 • Hagerstown, MD

Year	Team																	
	W-L	G	FG	FGA	FG%	FG	FGA	FG%	FT	FTA	FT%	Reb.	Avg.	Ast.	Bk	St.	Pts.	Avg.
1988	*24-7	32	132	277	47.7	49	114	43.0	42	51	82.4	77	2.4	47	4	19	355	11.1
1989	22-9	31	240	513	46.8	85	212	40.1	98	123	79.7	149	4.8	89	4	29	663	21.4
1990	18-12	30	228	505	45.1	84	174	48.3	157	192	81.8	130	4.3	75	5	25	697	23.2
1991	20-11	31	285	641	44.5	104	239	43.5	162	183	88.5	136	4.4	88	7	34	836	27.0
4 yrs.	*84-39	124	885	1936	45.7	322	739	43.6	459	549	83.6	492	4.0	299	20	107	2551	20.6

NCAA Tournament

Year	Team																	
	W-L	G	FG	FGA	FG%	FG	FGA	FG%	FT	FTA	FT%	Reb.	Avg.	Ast.	Bk	St.	Pts.	Avg.
1988	*0-0	1	5	15	33.3	2	6	33.3	0	0	0.0	4	4.0	1	0	0	12	12.0
1989	2-1	3	28	54	51.9	11	23	47.8	21	24	87.5	12	4.0	9	0	3	88	29.3
1991	1-1	2	12	38	31.6	3	14	21.4	17	17	100.0	8	4.0	3	1	1	44	22.0
3 yrs.	*3-2	6	45	107	42.1	16	43	37.2	38	41	92.7	24	4.0	13	1	4	144	24.0

*NCAA tournament record later vacated: 1988, 0-1.




Photo by Simon Griffiths

ERIC MONTROSS

North Carolina • 7-0 • Indianapolis, IN

Consensus second team all-American in 1993 and 1994...First team academic all-American in 1994...NCAA all-tournament team in 1993...Led all NCAA tournament players in field-goal percentage in 1992...Played on the NCAA championship team in 1993.

Year	Team																	
	W-L	G	FG	FGA	FG%	FG	FGA	FG%	FT	FTA	FT%	Reb.	Avg.	Ast.	Bk	St.	Pts.	Avg.
1991	29-6	35	81	138	58.7	0	0	0.0	41	67	61.2	148	4.2	11	30	6	203	5.8
1992	23-10	31	140	244	57.4	0	0	0.0	68	109	62.4	218	7.0	18	30	17	348	11.2
1993	34-4	38	222	361	61.5	0	0	0.0	156	228	68.4	290	7.6	28	47	22	600	15.8
1994	28-7	35	183	327	56.0	0	0	0.0	110	197	55.8	285	8.1	29	62	18	476	13.6
4 yrs.	114-27	139	626	1070	58.5	0	0	0.0	375	601	62.4	941	6.8	86	169	63	1627	11.7

NCAA Tournament

Year	Team																	
	W-L	G	FG	FGA	FG%	FG	FGA	FG%	FT	FTA	FT%	Reb.	Avg.	Ast.	Bk	St.	Pts.	Avg.
1991	4-1	5	12	24	50.0	0	0	0.0	9	12	75.0	21	4.2	4	8	2	33	6.6
1992	2-1	3	24	32	75.0	0	0	0.0	7	8	87.5	31	10.3	0	3	1	55	18.3
1993	6-0	6	37	57	64.9	0	0	0.0	27	41	65.9	42	7.0	6	9	6	101	16.8
1994	1-1	2	14	21	66.7	0	0	0.0	5	7	71.4	17	8.5	1	5	1	33	16.5
4 yrs.	13-3	16	87	134	64.9	0	0	0.0	48	68	70.6	111	6.9	11	25	10	222	13.9





Photo by Robert Crawford

Photo from Furman sports information



JONATHAN MOORE


Furman • 6-8 • Charleston, SC

Year	Team											
	W-L	G	FG	FGA	FG%	FT	FTA	FT%	RBs	Avg.	Pts.	Avg.
1977	18-10	28	229	413	55.4	103	167	61.7	314	11.2	561	20.0
1978	19-11	30	234	418	56.0	82	128	64.1	368	12.3	550	18.3
1979	20-9	29	264	486	54.3	108	143	75.5	288	9.9	636	21.9
1980	23-7	30	220	440	50.0	112	157	71.3	272	9.1	552	18.4
4 yrs.	80-37	117	947	1757	53.9	405	595	68.1	1242	10.6	2299	19.6

NCAA Tournament

Year	Team											
	W-L	G	FG	FGA	FG%	FT	FTA	FT%	RBs	Avg.	Pts.	Avg.
1978	0-1	1	7	13	53.8	5	6	83.3	14	14.0	19	19.0
1980	0-1	1	9	14	64.3	4	8	50.0	17	17.0	22	22.0
2 yrs.	0-2	2	16	27	59.3	9	14	64.3	31	15.5	41	20.5

Photo from Northwestern sports information



MAX MORRIS


Northwestern • 6-1 • West Frankfort, IL

Consensus first team all-American in 1946...Consensus second team all-American in 1945.

Year	Team										
	W-L	G	FG	FGA	FG%	FT	FTA	FT%	Pts.	Avg.	
1944	Transferred from Illinois, where Morris played football										
1945	7-12	19							292	15.4	
1946	15-5	20	133			78			344	17.2	
2 yrs.	22-17	39							636	16.3	

Did not play in the NCAA tournament.

Photo from Seton Hall sports information



GLENN MOSLEY

Seton Hall • 6-8 • Irvington, NJ

Through the 2005 season, held the NCAA career record for rebounds per game since 1973... Led the nation in rebounding in 1977.

Year	Team											
	W-L	G	FG	FGA	FG%	FT	FTA	FT%	RBs	Avg.	Pts.	Avg.
1974	16-11	21	120	278	43.2	49	89	55.1	299	14.2	289	13.8
1975	16-11	13	93	189	49.2	25	53	47.2	212	16.3	211	16.2
1976	18-9	20	155	302	51.3	52	89	58.4	279	14.0	362	18.1
1977	18-11	29	239	458	52.2	101	166	60.8	473	16.3	579	20.0
4 yrs.	68-42	83	607	1227	49.5	227	397	57.2	1263	15.2	1441	17.4

Did not play in the NCAA tournament.

RICK MOUNT

Purdue • 6-4 • Lebanon, IN

Unanimous first team all-American in 1969 and 1970...NCAA all-tournament team in 1969... Led all NCAA tournament players in scoring and free-throw percentage in 1969.

Team															
Year	W-L	G	FG	FGA	FG%	FT	FTA	FT%	RBs	Avg.	Pts.	Avg.			
1968	15-9	24	259	593	43.7	165	195	84.6	67	2.8	683	28.5			
1969	23-5	28	366	710	51.5	200	236	84.7	90	3.2	932	33.3			
1970	18-6	20	285	582	49.0	138	166	83.1	54	2.7	708	35.4			
3 yrs.	56-20	72	910	1885	48.3	503	597	84.3	211	2.9	2323	32.3			

NCAA Tournament

Team															
Year	W-L	G	FG	FGA	FG%	FT	FTA	FT%	RBs	Avg.	Pts.	Avg.			
1969	3-1	4	49	116	42.2	24	27	88.9	8	2.0	122	30.5			




Photo from Purdue sports information

ALONZO MOURNING

Georgetown • 6-10 • Chesapeake, VA

Consensus first team all-American in 1992...Consensus second team all-American in 1990... USA Olympic team member in 2000...Led the nation in blocked shots in 1989...Led all NCAA tournament players in blocked shots in 1989.

Team															— 3-Point —			
Year	W-L	G	FG	FGA	FG%	FG	FGA	FG%	FT	FTA	FT%	Reb.	Avg.	Ast.	Bk	St.	Pts.	Avg.
1989	29-5	34	158	262	60.3	1	4	25.0	130	195	66.7	248	7.3	24	169	15	447	13.2
1990	24-7	31	145	276	52.5	0	2	0.0	220	281	78.3	265	8.5	36	69	15	510	16.5
1991	19-13	23	105	201	52.2	4	13	30.8	149	188	79.3	176	7.7	25	55	10	363	15.8
1992	22-10	32	204	343	59.5	1	4	25.0	272	359	75.8	343	10.7	53	160	19	681	21.3
4 yrs.	94-35	120	612	1082	56.6	6	23	26.1	771	1023	75.4	1032	8.6	138	453	59	2001	16.7

NCAA Tournament

Team															— 3-Point —			
Year	W-L	G	FG	FGA	FG%	FG	FGA	FG%	FT	FTA	FT%	Reb.	Avg.	Ast.	Bk	St.	Pts.	Avg.
1989	3-1	4	22	34	64.7	0	1	0.0	17	22	77.3	34	8.5	0	19	2	61	15.3
1990	1-1	2	11	14	78.6	0	0	0.0	5	9	55.6	18	9.0	2	3	0	27	13.5
1991	1-1	2	9	14	64.3	0	1	0.0	12	14	85.7	19	9.5	3	4	1	30	15.0
1992	1-1	2	12	18	66.7	0	0	0.0	11	18	61.1	14	7.0	3	11	0	35	17.5
4 yrs.	6-4	10	54	80	67.5	0	2	0.0	45	63	71.4	85	8.5	8	37	3	153	15.3



Photo from Georgetown sports information

CHRIS MULLIN

St. John's (New York) • 6-6 • Brooklyn, NY

Named player of the year by UPI and the USBWA in 1985...Wooden Award winner in 1985... Unanimous first team all-American in 1985...Consensus second team all-American in 1984... USA Olympic team member in 1984 and 1992...Led all NCAA tournament players in points in 1985...Named to the ESPN Top 50 college players list of all-time in 2005.

Team																
Year	W-L	G	FG	FGA	FG%	FT	FTA	FT%	Reb.	Avg.	Ast.	Pts.	Avg.			
1982	21-9	30	175	328	53.4	148	187	79.1	97	3.2	—	498	16.6			
1983	28-5	33	228	395	57.7	173	197	87.8	123	3.7	—	629	19.1			
1984	18-12	27	225	394	57.1	169	187	90.4	120	4.4	109	619	22.9			
1985	31-4	35	251	482	52.1	192	233	82.4	169	4.8	151	694	19.8			
4 yrs.	98-30	125	879	1599	55.0	682	804	84.8	509	4.1	260	2440	19.5			



NCAA Tournament

Team																
Year	W-L	G	FG	FGA	FG%	FT	FTA	FT%	Reb.	Avg.	Ast.	Pts.	Avg.			
1982	1-1	2	10	24	41.7	13	18	72.2	8	4.0	—	33	16.5			
1983	1-1	2	16	24	66.7	11	12	91.7	7	3.5	—	43	21.5			
1984	0-1	1	8	18	44.4	5	7	71.4	4	4.0	4	21	21.0			
1985	4-1	5	39	77	50.6	32	37	86.5	24	4.8	19	110	22.0			
4 yrs.	6-4	10	73	143	51.0	61	74	82.4	43	4.3	23	207	20.7			



Photo from St. John's (New York) sports information

Photo from Providence sports information



ERIC MURDOCK

Providence • 6-2 • West Bridgewater, NJ


Consensus second team all-American in 1991...Through the 2005 season, held the NCAA career record for steals per game for players with four-year careers.

Year	Team		— 3-Point —															
	W-L	G	FG	FGA	FG%	FG	FGA	FG%	FT	FTA	FT%	Reb.	Avg.	Ast.	Bk	St.	Pts.	Avg.
1988	11-17	28	114	276	41.3	27	76	35.5	45	61	73.8	85	3.0	106	3	90	300	10.7
1989	18-11	29	164	359	45.7	44	126	34.9	99	130	76.2	135	4.7	141	9	97	471	16.2
1990	17-12	28	147	351	41.9	42	115	36.5	96	126	76.2	116	4.1	92	15	78	432	15.4
1991	19-13	32	262	589	44.5	56	160	35.0	238	293	81.2	168	5.2	148	5	111	818	25.6
4 yrs.	65-53	117	687	1575	43.6	169	477	35.4	478	610	78.4	504	4.3	487	32	376	2021	17.3

NCAA Tournament

Year	Team		— 3-Point —															
	W-L	G	FG	FGA	FG%	FG	FGA	FG%	FT	FTA	FT%	Reb.	Avg.	Ast.	Bk	St.	Pts.	Avg.
1989	0-1	1	6	12	50.0	2	4	50.0	2	2	100.0	1	1.0	6	0	2	16	16.0
1990	0-1	1	7	18	38.9	2	5	40.0	1	2	50.0	6	6.0	4	0	5	17	17.0
2 yrs.	0-2	2	13	30	43.3	4	9	44.4	3	4	75.0	7	3.5	10	0	7	33	16.5

Photo from UPI/Bettmann Newsphotos



CALVIN MURPHY

Niagara • 5-10 • Norwalk, CT


Consensus first team all-American in 1969 and 1970...Consensus second team all-American in 1968...Enshrined as a player into the Naismith Memorial Basketball Hall of Fame in 1993.

Year	Team		— 3-Point —												
	W-L	G	FG	FGA	FG%	FT	FTA	FT%	RBs	Avg.	Pts.	Avg.			
1968	12-12	24	337	772	43.7	242	288	84.0	118	4.9	916	38.2			
1969	11-13	24	294	700	42.0	190	230	82.6	87	3.6	778	32.4			
1970	22-7	29	316	692	45.7	222	252	88.1	103	3.6	854	29.4			
3 yrs.	45-32	77	947	2164	43.8	654	770	84.9	308	4.0	2548	33.1			

NCAA Tournament

Year	Team		— 3-Point —												
	W-L	G	FG	FGA	FG%	FT	FTA	FT%	RBs	Avg.	Pts.	Avg.			
1970	1-2	3	34	72	47.2	20	22	90.9	19	6.3	88	29.3			

Photo from Purdue sports information



CHARLES "STRETCH" MURPHY

Purdue • 6-6 • Marion, IN

Consensus first team all-American in 1929 and 1930...Enshrined as a player into the Naismith Memorial Basketball Hall of Fame in 1960.

Year	Team		— 3-Point —												
	W-L	G	FG	FGA	FG%	FT	FTA	FT%	Pts.	Avg.					
1928	15-2	17	70			37			177	10.4					
1929	13-4	17	76			54			206	12.1					
1930	13-2	15	73			44			190	12.7					
3 yrs.	41-8	49	219			135			573	11.7					

Did not play in the NCAA tournament.

TROY MURPHY

Notre Dame • 6-9 • Morristown, NJ

Unanimous first team all-American in 2001... Consensus first team all-American in 2000.

Year	Team		— 3-Point —															
	W-L	G	FG	FGA	FG%	FG	FGA	FG%	FT	FTA	FT%	Reb.	Avg.	Ast.	Bk	St.	Pts.	Avg.
1999	14-16	27	183	340	53.8	4	13	30.8	149	201	74.1	267	9.9	38	38	34	519	19.2
2000	22-15	37	274	557	49.2	30	92	32.6	261	323	80.8	380	10.3	58	38	52	839	22.7
2001	20-10	30	223	473	47.1	30	86	34.9	177	231	76.6	277	9.2	62	50	27	653	21.8
3 yrs.	56-41	94	680	1370	49.6	64	191	33.5	587	755	77.7	924	9.8	158	126	113	2011	21.4

NCAA Tournament

Year	Team		— 3-Point —															
	W-L	G	FG	FGA	FG%	FG	FGA	FG%	FT	FTA	FT%	Reb.	Avg.	Ast.	Bk	St.	Pts.	Avg.
2001	1-1	2	10	33	30.3	2	7	28.6	14	16	87.5	18	9.0	5	3	0	36	18.0




Photo from Notre Dame sports information

WOJCIECH MYRDA

Louisiana-Monroe • 7-2 • Rzeszow, Poland

Through the 2005 season, held the NCAA career record for blocked shots and blocks per game... Led the nation in blocked shots in 2002.

Year	Team		— 3-Point —															
	W-L	G	FG	FGA	FG%	FG	FGA	FG%	FT	FTA	FT%	Reb.	Avg.	Ast.	Bk	St.	Pts.	Avg.
1999	13-14	27	77	138	55.8	0	0	0.0	42	77	54.5	179	6.6	22	96	17	196	7.3
2000	19-9	28	96	184	52.2	0	0	0.0	60	98	61.2	185	6.6	25	144	12	252	9.0
2001	11-17	28	129	251	51.4	0	0	0.0	65	131	49.6	175	6.3	16	123	10	323	11.5
2002	20-12	32	138	263	52.5	0	0	0.0	85	154	55.2	228	7.1	19	172	10	361	11.3
4 yrs.	63-52	115	440	836	52.6	0	0	0.0	252	460	54.8	767	6.7	82	535	49	1132	9.8

Did not play in the NCAA Tournament.



Photo from Louisiana-Monroe sports information

CHARLES "COTTON" NASH

Kentucky • 6-5 • Lake Charles, LA

Unanimous first team all-American in 1964... Consensus second team all-American in 1962 and 1963.

Yr.	Team											
	W-L	G	FG	FGA	FG%	FT	FTA	FT%	RBs	Avg.	Pts.	Avg.
1962	23-3	26	221	489	45.2	166	218	76.1	345	13.3	608	23.4
1963	16-9	25	176	471	37.4	162	236	68.6	300	12.0	514	20.6
1964	21-6	27	248	588	42.2	152	198	76.8	317	11.7	648	24.0
3 yrs.	60-18	78	645	1548	41.7	480	652	73.6	962	12.3	1770	22.7

NCAA Tournament

Year	Team											
	W-L	G	FG	FGA	FG%	FT	FTA	FT%	RBs	Avg.	Pts.	Avg.
1962	1-1	2	16	43	37.2	5	7	71.4	19	9.5	37	18.5
1964	0-2	2	15	41	36.6	3	6	50.0	20	10.0	33	16.5
2 yrs.	1-3	4	31	84	36.9	8	13	61.5	39	9.8	70	17.5





Photo by Malcolm W. Emmons

Photo from Louisiana-Monroe sports information



CALVIN NATT



Louisiana-Monroe • 6-5 • Bastrop, LA

Consensus second team all-American in 1979.

Team												
Year	W-L	G	FG	FGA	FG%	FT	FTA	FT%	RBs	Avg.	Pts.	Avg.
1976	18-7	25	207	371	55.8	102	129	79.1	274	11.0	516	20.6
1977	15-12	27	307	493	62.3	168	226	74.3	340	12.6	782	29.0
1978	20-7	27	220	401	54.9	136	186	73.1	356	13.2	576	21.3
1979	23-6	29	283	506	55.9	141	178	79.2	315	10.9	707	24.4
4 yrs.	76-32	108	1017	1771	57.4	547	719	76.1	1285	11.9	2581	23.9

Did not play in the NCAA tournament.

Photo from St. Joseph's sports information



JAMEER NELSON

St. Joseph's • 5-11 • Chester, PA


Named player of the year by AP, the USBWA and the NABC in 2005... Wooden Award winner in 2004... Naismith Award winner in 2004... Frances Pomeroy Naismith Award winner in 2004... Unanimous first team all-American in 2004.

Team													— 3-Point —					
Year	W-L	G	FG	FGA	FG%	FG	FGA	FG%	FT	FTA	FT%	Reb.	Avg.	Ast.	Bk	St.	Pts.	Avg.
2001	26-7	33	131	284	46.1	41	110	37.3	109	133	82.0	133	4.0	213	2	55	412	12.5
2002	19-12	30	144	329	43.8	51	142	35.9	93	122	76.2	144	4.8	188	1	40	432	14.4
2003	23-7	30	194	444	43.7	64	189	33.9	139	180	77.2	154	5.1	142	6	66	591	19.7
2004	30-2	32	234	493	47.5	73	187	39.0	118	149	79.2	150	4.7	168	1	89	659	20.6
4 yrs.	98-28	125	703	1550	45.4	229	628	36.5	459	584	78.6	581	4.6	711	10	250	2094	16.8

NCAA Tournament

Team													— 3-Point —					
Year	W-L	G	FG	FGA	FG%	FG	FGA	FG%	FT	FTA	FT%	Reb.	Avg.	Ast.	Bk	St.	Pts.	Avg.
2001	1-1	2	10	20	50.0	0	5	0.0	7	9	77.8	16	8.0	17	0	4	27	13.5
2003	0-1	1	11	22	50.0	3	7	42.9	7	8	87.5	9	9.0	1	0	1	32	32.0
2004	3-1	4	35	80	43.8	11	28	39.3	17	21	81.0	17	4.2	20	0	11	98	24.5
3 yrs.	4-3	7	56	122	45.9	14	40	35.0	31	38	81.6	42	6.0	38	0	16	157	22.4

Photo from Mississippi sports information



JOHNNY NEUMANN

Mississippi • 6-6 • Memphis, TN

Consensus second team all-American in 1971... Led the nation in scoring in 1971.

Team												
Year	W-L	G	FG	FGA	FG%	FT	FTA	FT%	RBs	Avg.	Pts.	Avg.
1971	11-15	23	366	792	46.2	191	250	76.4	152	6.6	923	40.1

Did not play in the NCAA tournament.

PAUL NOWAK

Notre Dame • 6-6 • South Bend, IN

Consensus first team all-American in 1936, 1937 and 1938.

Year	Team		G	FG	FGA	FG%	FT	FTA	FT%	Pts.	Avg.
	W-L										
1936	22-2-1		23	65			31			161	7.0
1937	20-3		21	56			40			152	7.2
1938	20-3		23	68			37			173	7.5
3 yrs.	62-8-1		67	189			108			486	7.3

Did not play in the NCAA tournament.




Photo from Notre Dame sports information

ED O'BANNON

UCLA • 6-8 • Lakewood, CA

Named player of the year by the USBWA in 1995...Wooden Award winner in 1995... Unanimous first team all-American in 1995...NCAA tournament MVP in 1995...NCAA all-tournament team in 1995...Led all NCAA tournament players in rebounds in 1995...Played on the NCAA championship team in 1995.

Year	Team		G	FG	FGA	FG%	— 3-Point —			FT	FTA	FT%	Reb.	Avg.	Ast.	Bk	St.	Pts.	Avg.
	W-L						FG	FGA	FG%										
1991	Redshirt with left knee injury																		
1992	28-5		23	32	77	41.6	2	8	25.0	17	27	63.0	70	3.0	12	6	7	83	3.6
1993	22-11		33	208	386	53.9	18	40	45.0	116	164	70.7	230	7.0	56	33	42	550	16.7
1994	21-7		28	191	395	48.4	16	56	28.6	111	149	74.5	245	8.8	59	30	33	509	18.2
1995	31-2		33	247	463	53.3	55	127	43.3	124	158	78.5	275	8.3	81	26	64	673	20.4
4 yrs.	102-25		117	678	1321	51.3	91	231	39.4	368	498	73.9	820	7.0	208	95	146	1815	15.5

NCAA Tournament

Year	Team		G	FG	FGA	FG%	— 3-Point —			FT	FTA	FT%	Reb.	Avg.	Ast.	Bk	St.	Pts.	Avg.
	W-L						FG	FGA	FG%										
1992	3-1		4	7	13	53.8	1	2	50.0	3	5	60.0	13	3.3	3	0	1	18	4.5
1993	1-1		2	15	21	71.4	5	7	71.4	4	5	80.0	16	8.0	1	3	1	39	19.5
1994	0-1		1	11	22	50.0	0	3	0.0	8	8	100.0	18	18.0	6	4	1	30	30.0
1995	6-0		6	42	84	50.0	9	28	32.1	22	29	75.9	54	9.0	9	2	11	115	19.2
4 yrs.	10-3		13	75	140	53.6	15	40	37.5	37	47	78.7	101	7.8	19	9	14	202	15.5




Photo from UCLA sports information

JOHNNY O'BRIEN

Seattle • 5-8 • South Amboy, NJ

Unanimous first team all-American in 1953... Consensus second team all-American in 1952.

Year	Team		G	FG	FGA	FG%	FT	FTA	FT%	RBs	Avg.	Pts.	Avg.
	W-L												
1951	32-5		37	275	484	56.8	216	290	74.5			766	20.7
1952	25-3		37	345	646	53.4	361	475	76.0			1051	28.4
1953	29-4		32	284	535	53.1	348	430	80.9	173	5.4	916	28.6
3 yrs.	86-12		106	904	1665	54.3	925	1195	77.4			2733	25.8

Note: Seattle was a College Division (Division II) school in 1951 and 1952.

NCAA Tournament

Year	Team		G	FG	FGA	FG%	FT	FTA	FT%	RBs	Avg.	Pts.	Avg.
	W-L												
1953	2-1		3	29			38	45	84.4			96	32.0





Photo from LPI/Bettmann Newsphotos

Photo from Rhode Island sports information



LAMAR ODOM

Rhode Island • 6-10 • Troy, NY


USA Olympic team member in 2004.

Year	Team										— 3-Point —							
	W-L	G	FG	FGA	FG%	FG	FGA	FG%	FT	FTA	FT%	Reb.	Avg.	Ast.	Bk	St.	Pts.	Avg.
1999	20-13	32	203	421	48.2	33	100	33.0	125	182	68.7	302	9.4	122	49	27	564	17.6

NCAA Tournament

Year	Team										— 3-Point —							
	W-L	G	FG	FGA	FG%	FG	FGA	FG%	FT	FTA	FT%	Reb.	Avg.	Ast.	Bk	St.	Pts.	Avg.
1999	0-1	1	5	12	41.7	1	4	25.0	5	7	71.4	12	12.0	2	0	0	16	16.0

Photo from Connecticut sports information



EMEKA OKAFOR

Connecticut • 6-9 • Houston, TX


Named player of the year by the NABC in 2004... Unanimous first team all-American in 2004... First team academic all-American in 2003 and 2004... USA Olympic team member in 2004... Led the nation in blocked shots in 2003... NCAA tournament MVP in 2004... NCAA all-tournament team in 2004... Led all NCAA tournament players in rebounding and blocked shots in 2004... Played on the NCAA championship team in 2004... Named to the ESPN Top 50 college players list of all-time in 2005.

Year	Team										— 3-Point —							
	W-L	G	FG	FGA	FG%	FG	FGA	FG%	FT	FTA	FT%	Reb.	Avg.	Ast.	Bk	St.	Pts.	Avg.
2002	27-7	34	105	178	59.0	0	0	0.0	57	92	62.0	306	9.0	27	138	26	267	7.9
2003	23-10	33	221	381	58.0	0	0	0.0	82	137	59.9	370	11.2	18	156	29	524	15.9
2004	33-6	36	261	436	59.9	0	0	0.0	113	218	51.8	415	11.5	36	147	36	635	17.6
3 yrs.	83-23	103	587	995	59.0	0	0	0.0	252	447	56.4	1091	10.6	81	441	91	1426	13.8

NCAA Tournament

Year	Team										— 3-Point —							
	W-L	G	FG	FGA	FG%	FG	FGA	FG%	FT	FTA	FT%	Reb.	Avg.	Ast.	Bk	St.	Pts.	Avg.
2002	3-1	4	15	21	71.4	0	0	0.0	5	9	55.6	33	8.3	2	11	3	35	8.8
2003	2-1	3	25	43	58.1	0	0	0.0	9	11	81.8	40	13.3	0	14	2	59	19.7
2004	6-0	6	32	56	57.1	0	0	0.0	17	30	56.7	68	11.3	9	13	5	81	13.5
3 yrs.	11-2	13	72	120	60.0	0	0	0.0	31	50	62.0	141	10.8	11	38	10	175	13.5

Photo by Hugh Morton



MIKE O'KOREN

North Carolina • 6-8 • Jersey City, NJ

Consensus second team all-American in 1979 and 1980... NCAA all-tournament team in 1977.

Year	Team											
	W-L	G	FG	FGA	FG%	FT	FTA	FT%	RBs	Avg.	Pts.	Avg.
1977	28-5	33	172	298	57.7	114	157	72.6	217	6.6	458	13.9
1978	23-8	27	173	269	64.3	122	163	74.8	180	6.7	468	17.3
1979	23-6	28	135	259	52.1	144	188	76.6	202	7.2	414	14.8
1980	21-8	29	163	298	54.7	99	152	65.1	216	7.4	425	14.7
3 yrs.	95-27	117	643	1124	57.2	479	660	72.6	815	7.0	1765	15.1

NCAA Tournament

Year	Team											
	W-L	G	FG	FGA	FG%	FT	FTA	FT%	RBs	Avg.	Pts.	Avg.
1977	4-1	5	35	57	61.4	16	26	61.5	36	7.2	86	17.2
1978	0-1	1	5	13	38.5	4	5	80.0	5	5.0	14	14.0
1979	0-1	1	7	12	58.3	1	3	33.3	10	10.0	15	15.0
1980	0-1	1	5	13	38.5	1	2	50.0	18	18.0	11	11.0
4 yrs.	4-4	8	52	95	54.7	22	36	61.1	69	8.6	126	15.8

AKEEM OLAJUWON (HAKEEM OLAJUWON)

Houston • 7-0 • Lagos, Nigeria

Consensus first team all-American in 1984...USA Olympic team member in 1996...Led the nation in field-goal percentage and rebounding in 1984...Named to the NCAA tournament all-decade team for the 1980s...NCAA tournament MVP in 1983...NCAA all-tournament team in 1983 and 1984...Led all NCAA tournament players in rebounding in 1983 and 1984...Named to the ESPN Top 50 college players list of all-time in 2005...Named to the 50 greatest players list in NBA history in 1996.

Year	Team												
	W-L	G	FG	FGA	FG%	FT	FTA	FT%	Reb.	Avg.	Ast.	Pts.	Avg.
1982	25-8	29	91	150	60.7	58	103	56.3	179	6.2	—	240	8.3
1983	31-3	34	192	314	61.1	88	148	59.5	388	11.4	—	472	13.9
1984	32-5	37	249	369	67.5	122	232	52.6	500	13.5	48	620	16.8
3 yrs.	88-16	100	532	833	63.9	268	483	55.5	1067	10.7	48	1332	13.3

NCAA Tournament

Year	Team												
	W-L	G	FG	FGA	FG%	FT	FTA	FT%	Reb.	Avg.	Ast.	Pts.	Avg.
1982	4-1	5	14	26	54.0	7	18	38.9	31	6.2	—	35	7.0
1983	4-1	5	42	64	65.6	10	21	47.6	65	13.0	—	94	18.8
1984	4-1	5	39	56	69.6	19	39	48.7	57	11.4	7	97	19.4
3 yrs.	12-3	15	95	146	65.1	36	78	46.2	153	10.2	7	226	15.1




Photo from Houston sports information

MIKE OLLIVER

Lamar • 6-1 • Mt. Olive, NC

Year	Team												
	W-L	G	FG	FGA	FG%	FT	FTA	FT%	RBs	Avg.	Pts.	Avg.	
1978	18-9	27	196	431	45.5	36	59	61.0	85	3.1	428	15.9	
1979	23-9	32	326	648	50.3	52	69	75.4	116	3.6	704	22.0	
1980	22-11	33	311	659	47.2	94	125	75.2	89	2.7	716	21.7	
1981	25-5	30	297	580	51.2	76	119	63.9	71	2.4	670	22.3	
4 yrs.	88-34	122	1130	2318	48.7	258	372	69.4	361	3.0	2518	20.6	

NCAA Tournament

Year	Team												
	W-L	G	FG	FGA	FG%	FT	FTA	FT%	RBs	Avg.	Pts.	Avg.	
1979	1-1	2	14	39	35.9	3	6	50.0	11	5.5	31	15.5	
1980	2-1	3	33	59	55.9	9	11	81.8	6	2.0	75	25.0	
1981	1-1	2	24	38	63.2	6	9	66.7	3	1.5	54	27.0	
3 yrs.	4-3	7	71	136	52.2	18	26	69.2	20	2.9	160	22.9	




Photo from Lamar sports information

SHAQUILLE O'NEAL

LSU • 7-1 • San Antonio, TX

Named player of the year by AP and UPI in 1991...Unanimous first team all-American in 1991 and 1992...USA Olympic team member in 1996...Led the nation in rebounding in 1991; and in blocked shots in 1992...Through the 2005 NCAA tournament, held the tournament game record for blocked shots with 11 against Brigham Young in 1992...Through the 2005 NCAA tournament, was one of seven different players to have a tournament triple-double...Named to the ESPN Top 50 college players list of all-time in 2005...Named to the 50 greatest players list in NBA history in 1996.

Year	Team													— 3-Point —				
	W-L	G	FG	FGA	FG%	FG	FGA	FG%	FT	FTA	FT%	Reb.	Avg.	Ast.	Bk	St.	Pts.	Avg.
1990	23-9	32	180	314	57.3	0	0	0.0	85	153	55.6	385	12.0	61	115	38	445	13.9
1991	20-10	28	312	497	62.8	0	0	0.0	150	235	63.8	411	14.7	45	140	41	774	27.6
1992	21-10	30	294	478	61.5	0	0	0.0	134	254	52.8	421	14.0	46	157	29	722	24.1
3 yrs.	64-29	90	786	1289	61.0	0	0	0.0	369	642	57.5	1217	13.5	152	412	108	1941	21.6

NCAA Tournament

Year	Team													— 3-Point —				
	W-L	G	FG	FGA	FG%	FG	FGA	FG%	FT	FTA	FT%	Reb.	Avg.	Ast.	Bk	St.	Pts.	Avg.
1990	1-1	2	9	18	50.0	0	0	0.0	13	19	68.4	25	12.5	3	8	1	31	15.5
1991	0-1	1	11	22	50.0	0	0	0.0	5	6	83.3	16	16.0	0	5	1	27	27.0
1992	1-1	2	23	35	65.7	0	0	0.0	16	19	84.2	25	12.5	5	16	3	62	31.0
3 yrs.	2-3	5	43	75	57.3	0	0	0.0	34	44	77.3	66	13.2	8	29	5	120	24.0

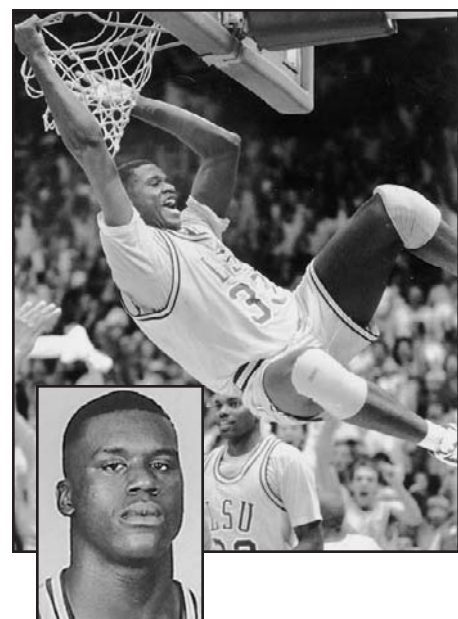



Photo from LSU sports information

Photo from Basketball in Pictures by Buchanan



KEVIN O'SHEA


Notre Dame • 6-1 • San Francisco, CA

Unanimous first team all-American in 1948... Consensus second team all-American in 1950.

Team																
Year	W-L	G	FG	FGA	FG%	FT	FTA	FT%	Pts.	Avg.						
1947	20-4	22	91	261	34.9	28	57	49.1	210	9.5						
1948	17-7	23	100	316	31.6	65	106	61.3	265	11.5						
1949	17-7	22	85	268	31.7	62	92	67.4	232	10.5						
1950	15-9	24	133	390	34.1	92	141	65.2	358	14.9						
4 yrs.	69-27	91	409	1235	33.1	247	396	62.4	1065	11.7						

Did not play in the NCAA tournament.

Photo from Syracuse sports information



BILLY OWENS

Syracuse • 6-9 • Carlisle, PA


Unanimous first team all-American in 1991.

Team															— 3-Point —			
Year	W-L	G	FG	FGA	FG%	FG	FGA	FG%	FT	FTA	FT%	Reb.	Avg.	Ast.	Bk	St.	Pts.	Avg.
1989	30-8	38	196	376	52.1	8	36	22.2	94	145	64.8	263	6.9	119	35	64	494	13.0
1990	26-7	33	228	469	48.6	19	60	31.7	127	176	72.2	276	8.4	151	25	74	602	18.2
1991	26-6	32	282	554	50.9	23	58	39.7	157	233	67.4	371	11.6	111	37	78	744	23.3
3 yrs.	82-21	103	706	1399	50.5	50	154	32.5	378	554	68.2	910	8.8	381	97	216	1840	17.9

NCAA Tournament

Team															— 3-Point —			
Year	W-L	G	FG	FGA	FG%	FG	FGA	FG%	FT	FTA	FT%	Reb.	Avg.	Ast.	Bk	St.	Pts.	Avg.
1989	3-1	4	33	57	57.9	1	3	33.3	13	19	68.4	35	8.8	8	1	5	80	20.0
1990	2-1	3	21	47	44.7	2	8	25.0	5	8	62.5	27	9.0	5	0	6	49	16.3
1991	0-1	1	9	19	47.4	1	3	33.3	3	4	75.0	7	7.0	1	1	0	22	22.0
3 yrs.	5-3	8	63	123	51.2	4	14	28.6	21	31	67.7	69	8.6	14	2	11	151	18.9

Photo from Wake Forest sports information



CHRIS PAUL

Wake Forest • 6-0 • Lewisville, NC

Unanimous first team all-American in 2005.

Team															— 3-Point —			
Year	W-L	G	FG	FGA	FG%	FG	FGA	FG%	FT	FTA	FT%	Reb.	Avg.	Ast.	Bk	St.	Pts.	Avg.
2004	21-10	31	135	272	49.6	40	86	46.5	150	178	84.3	101	3.3	183	12	84	460	14.8
2005	27-6	32	143	317	45.1	46	97	47.4	156	187	83.4	144	4.5	212	1	76	488	15.3
2 yrs.	48-16	63	278	589	47.2	86	183	47.0	306	365	83.8	245	3.9	395	13	160	948	15.0

NCAA Tournament

Team															— 3-Point —			
Year	W-L	G	FG	FGA	FG%	FG	FGA	FG%	FT	FTA	FT%	Reb.	Avg.	Ast.	Bk	St.	Pts.	Avg.
2004	2-1	3	17	31	54.8	2	5	40.0	27	32	84.4	11	3.7	21	0	6	63	21.0
2005	1-1	2	12	30	40.0	4	12	33.3	14	16	87.5	12	6.0	14	0	4	42	21.0
2 yrs.	3-2	5	32	61	52.5	6	17	35.3	41	48	85.4	23	4.6	35	0	10	105	21.0

JOHN PAXSON

Notre Dame • 6-2 • Kettering, OH

Consensus second team all-American in 1982 and 1983... First team academic all-American in 1982 and 1983... NCAA Postgraduate Scholarship winner in 1983.

Year	Team											
	W-L	G	FG	FGA	FG%	FT	FTA	FT%	RBs	Avg.	Pts.	Avg.
1980	22-6	27	42	87	48.3	41	55	74.5	34	1.3	125	4.6
1981	23-6	29	113	218	51.8	61	89	68.5	53	1.8	287	9.9
1982	10-17	27	185	346	53.5	72	93	77.4	55	2.0	442	16.4
1983	19-10	29	219	411	53.3	74	100	74.0	63	2.2	512	17.7
4 yrs.	74-39	112	559	1062	52.6	248	337	73.6	205	1.8	1366	12.2

NCAA Tournament

Year	Team											
	W-L	G	FG	FGA	FG%	FT	FTA	FT%	RBs	Avg.	Pts.	Avg.
1980	0-1	1	2	5	40.0	2	3	66.7	2	2.0	6	6.0
1981	1-1	2	3	11	27.3	3	5	60.0	7	3.5	9	4.5
2 yrs.	1-2	3	5	16	31.3	5	8	62.5	9	3.0	15	5.0




Photo from Notre Dame sports information

GARY PAYTON

Oregon State • 6-3 • Oakland, CA

Unanimous first team all-American in 1990... USA Olympic team member in 1996 and 2000.

Year	Team												— 3-Point —					
	W-L	G	FG	FGA	FG%	FG	FGA	FG%	FT	FTA	FT%	Reb.	Avg.	Ast.	Bk	St.	Pts.	Avg.
1987	19-11	30	153	333	45.9	13	35	37.1	55	82	67.1	120	4.0	229	20	58	374	12.5
1988	20-11	31	180	368	48.9	31	78	39.7	58	83	69.9	103	3.3	230	11	72	449	14.5
1989	22-8	30	208	438	47.5	82	213	38.5	105	155	67.7	122	4.1	244	17	91	603	20.1
1990	22-7	29	288	571	50.4	52	156	33.3	118	171	69.0	135	4.7	235	15	100	746	25.7
4 yrs.	83-37	120	829	1710	48.5	178	482	36.9	336	491	68.4	480	4.0	938	63	321	2172	18.1

NCAA Tournament

Year	Team												— 3-Point —					
	W-L	G	FG	FGA	FG%	FG	FGA	FG%	FT	FTA	FT%	Reb.	Avg.	Ast.	Bk	St.	Pts.	Avg.
1988	0-1	1	5	11	45.5	1	3	33.3	1	1	100.0	4	4.0	8	0	1	12	12.0
1989	0-1	1	11	22	50.0	2	5	40.0	7	8	87.5	3	3.0	10	0	1	31	31.0
1990	0-1	1	3	12	25.0	1	4	25.0	4	4	100.0	5	5.0	3	0	2	11	11.0
3 yrs.	0-3	3	19	45	42.2	4	12	33.3	12	13	92.3	12	4.0	21	0	4	54	18.0


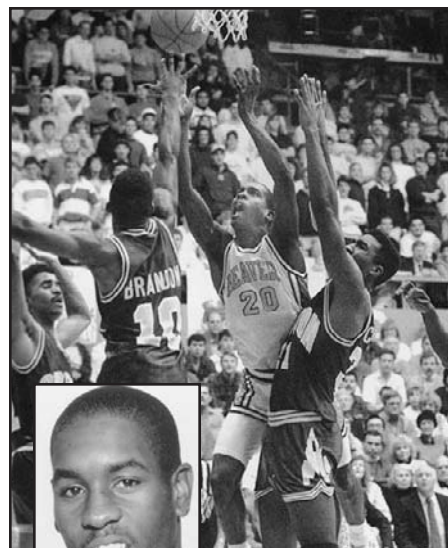


Photo by Mike Shields

SAM PERKINS

North Carolina • 6-10 • Latham, NY

Consensus first team all-American in 1983 and 1984... Consensus second team all-American in 1982... USA Olympic team member in 1984... NCAA all-tournament team in 1982... Played on the NCAA championship team in 1982... Named to the ESPN Top 50 college players list of all-time in 2005.

Year	Team												
	W-L	G	FG	FGA	FG%	FT	FTA	FT%	Reb.	Avg.	Ast.	Pts.	Avg.
1981	29-8	37	199	318	62.6	152	205	74.1	289	7.8	—	550	14.9
1982	32-2	32	174	301	57.8	109	142	76.8	250	7.8	—	457	14.3
1983	28-8	35	218	414	52.7	145	177	81.9	330	9.4	—	581	16.6
1984	28-3	31	195	331	58.9	155	181	85.6	298	9.6	51	545	17.6
4 yrs.	117-21	135	786	1364	57.6	561	705	79.6	1167	8.6	51	2133	15.8

NCAA Tournament

Year	Team												
	W-L	G	FG	FGA	FG%	FT	FTA	FT%	Reb.	Avg.	Ast.	Pts.	Avg.
1981	4-1	5	29	53	54.7	14	21	66.7	44	8.8	—	72	14.4
1982	5-0	5	28	47	59.6	24	31	77.4	39	7.8	—	80	16.0
1983	2-1	3	17	32	53.1	13	18	72.2	23	7.7	—	47	15.7
1984	1-1	2	12	25	48.0	14	16	87.5	23	11.5	3	38	19.0
4 yrs.	12-3	15	86	157	54.8	65	86	75.6	129	8.6	3	237	15.8






Photo from North Carolina sports information

Photo from Holy Cross sports information



RON PERRY

Holy Cross • 6-2 • Shrewsbury, MA

First team academic all-American in 1978, 1979 and 1980...NCAA Postgraduate Scholarship winner in 1980...NCAA Today's Top Five recipient in 1981...Through the 2005 season, held the NCAA career record for free-throw percentage for players with at least 600 made.



Year	Team												
	W-L	G	FG	FGA	FG%	FT	FTA	FT%	RBs	Avg.	Pts.	Avg.	
1977	23-6	25	209	421	49.6	156	177	88.1	67	2.7	574	23.0	
1978	20-7	27	202	424	47.6	181	201	90.0	49	1.8	585	21.7	
1979	17-11	28	261	575	45.4	178	196	90.8	60	2.1	700	25.0	
1980	19-11	29	250	529	47.3	165	194	85.1	66	2.3	665	22.9	
4 yrs.	79-35	109	922	1949	47.3	680	768	88.5	242	2.2	2524	23.2	

NCAA Tournament

Year	Team												
	W-L	G	FG	FGA	FG%	FT	FTA	FT%	RBs	Avg.	Pts.	Avg.	
1980	0-1	1	10			4	4	100.0			24	24.0	

Did not participate in the 1977 tournament in which team was 0-1.

Photo from LSU sports information



BOB PETTIT

LSU • 6-9 • Baton Rouge, LA


Consensus first team all-American in 1954...Consensus second team all-American in 1953...Enshrined as a player into the Naismith Memorial Basketball Hall of Fame in 1970...NCAA Silver Anniversary recipient in 1979...Named to the 50 greatest players list in NBA history in 1996.

Year	Team												
	W-L	G	FG	FGA	FG%	FT	FTA	FT%	RBs	Avg.	Pts.	Avg.	
1952	17-7	24	247	563	43.9	118	199	59.3	315	13.1	612	25.5	
1953	22-3	21	193	394	49.0	133	215	61.9	263	12.5	519	24.7	
1954	20-5	25	281	573	49.0	223	308	72.4	432	17.3	785	31.4	
3 yrs.	59-15	70	721	1530	47.1	474	722	65.7	1010	14.6	1916	27.4	

NCAA Tournament

Year	Team												
	W-L	G	FG	FGA	FG%	FT	FTA	FT%	RBs	Avg.	Pts.	Avg.	
1953	3-1	4	49			24	42	57.1			122	30.5	
1954	0-2	2	23	45	51.1	15	19	78.9	36	18.0	61	30.5	
2 yrs.	3-3	6	72			39	61	63.9			183	30.5	

Photo from Illinois sports information



ANDY PHILLIP

Illinois • 6-2 • Granite City, IL

Unanimous first team all-American in 1943...Consensus first team all-American in 1942...Consensus second team all-American in 1947...Enshrined as a player into the Naismith Memorial Basketball Hall of Fame in 1961.

Year	Team												
	W-L	G	FG	FGA	FG%	FT	FTA	FT%	Pts.	Avg.			
1942	18-5	23	87			58	77	75.3	232	10.1			
1943	17-1	18	131			43	57	75.4	305	16.9			
1944-46 Military Service (Marine Corps)													
1947	14-6	20	81			30	61	49.2	192	9.6			
3 yrs.	49-12	61	299			131	195	67.2	729	12.0			

NCAA Tournament

Year	Team												
	W-L	G	FG	FGA	FG%	FT	FTA	FT%	Pts.	Avg.			
1942	0-2	2	4			3	6	50.0	11	5.5			

PAUL PIERCE

Kansas • 6-7 • Inglewood, CA

Unanimous first team all-American in 1998...Led all NCAA tournament players in rebounding average in 1997.

Year	Team		— 3-Point —															
	W-L	G	FG	FGA	FG%	FG	FGA	FG%	FT	FTA	FT%	Reb.	Avg.	Ast.	Bk	St.	Pts.	Avg.
1996	29-5	34	143	341	41.9	35	115	30.4	83	137	60.6	180	5.3	61	27	44	404	11.9
1997	34-2	36	215	441	48.8	33	71	46.5	124	173	71.7	243	6.8	77	28	61	587	16.3
1998	35-4	38	287	559	51.3	40	118	33.9	163	221	73.8	253	6.7	98	43	42	777	20.4
3 yrs.	98-11	108	645	1341	48.1	108	304	35.5	370	531	69.7	676	6.3	236	98	147	1768	16.4

NCAA Tournament

Year	Team		— 3-Point —															
	W-L	G	FG	FGA	FG%	FG	FGA	FG%	FT	FTA	FT%	Reb.	Avg.	Ast.	Bk	St.	Pts.	Avg.
1996	3-1	4	15	41	36.6	6	17	35.3	15	18	83.3	24	6.0	4	3	4	51	12.8
1997	2-1	3	23	50	46.0	3	7	42.9	17	20	85.0	36	12.0	7	8	5	66	22.0
1998	1-1	2	19	31	61.3	3	12	25.0	7	12	58.3	10	5.0	8	1	2	48	24.0
3 yrs.	6-3	9	57	122	46.7	12	36	33.3	39	50	78.0	70	7.8	19	12	11	165	18.3




Photo from Kansas sports information

TIMOTHY POLLARD

Mississippi Valley • 6-3 • Clarksdale, MS

Through the 2005 season, held the NCAA career record for three-point field goals made per game...Led the nation in three-point field goals made per game in 1988 and 1989.

Year	Team		— 3-Point —															
	W-L	G	FG	FGA	FG%	FG	FGA	FG%	FT	FTA	FT%	Reb.	Avg.	Ast.	Bk	St.	Pts.	Avg.
1988	8-20	28	181	455	39.8	132	308	42.9	41	57	71.9	75	2.7	25	2	20	535	19.1
1989	8-20	28	165	432	38.2	124	307	40.4	55	73	75.3	109	3.9	28	2	3	509	18.2
2 yrs.	16-40	56	346	887	39.0	256	615	41.6	96	130	73.8	184	3.3	53	4	23	1044	18.6

Did not play in the NCAA tournament.




Photo from Mississippi Valley sports information

DAREN QUEENAN

Lehigh • 6-5 • Norristown, PA

Year	Team		— 3-Point —															
	W-L	G	FG	FGA	FG%	FG	FGA	FG%	FT	FTA	FT%	Reb.	Avg.	Ast.	Bk	St.	Pts.	Avg.
1985	12-19	30	225	440	51.1	—	—	—	96	134	71.6	249	8.3	49	—	—	546	18.2
1986	13-15	28	215	446	48.2	—	—	—	125	193	64.8	198	7.1	46	25	18	555	19.8
1987	15-14	29	260	550	47.3	9	31	29.0	191	247	77.3	265	9.1	41	30	30	720	24.8
1988	21-10	31	324	677	47.9	20	67	29.9	214	280	76.4	301	9.7	38	27	30	882	28.5
4 yrs.	61-58	118	1024	2113	48.5	29	98	29.6	626	854	73.3	1013	8.6	174	82	78	2703	22.9

NCAA Tournament

Year	Team		— 3-Point —															
	W-L	G	FG	FGA	FG%	FG	FGA	FG%	FT	FTA	FT%	Reb.	Avg.	Ast.	Bk	St.	Pts.	Avg.
1985	0-1	1	2	12	16.7	—	—	—	9	10	90.0	7	7.0	2	—	—	13	13.0
1988	0-1	1	8	23	34.8	1	4	25.0	4	7	57.1	7	7.0	1	1	0	21	21.0
2 yrs.	0-2	2	10	35	28.6	1	4	25.0	13	17	76.5	14	7.0	3	1	0	34	17.0





Photo by Bernhard J. Sues

Photo from Connecticut sports information



ART QUIMBY
Connecticut • 6-5 • New London, CT


Led the nation in rebounding in 1954.

Team												
Year	W-L	G	FG	FGA	FG%	FT	FTA	FT%	RBs	Avg.	Pts.	Avg.
1952	20-7	8	18	74	24.3	8	15	53.3	87	10.9	44	5.5
1953	17-4	21	125	307	40.7	100	168	59.5	430	20.5	350	16.7
1954	23-3	26	158			107			588	22.6	423	16.3
1955	20-5	25	227	546	41.6	127	248	51.2	611	24.4	581	23.2
4 yrs.	80-19	80	528			342			1716	21.5	1398	17.5

NCAA Tournament

Team												
Year	W-L	G	FG	FGA	FG%	FT	FTA	FT%	RBs	Avg.	Pts.	Avg.
1954	0-1	1	8			3	7	42.9			19	19.0

Photo from Kentucky sports information



FRANK RAMSEY
Kentucky • 6-3 • Madisonville, KY

Consensus second team all-American in 1954...Enshrined as a player into the Naismith Memorial Basketball Hall of Fame in 1981...Played on the NCAA championship team in 1951.

Team												
Year	W-L	G	FG	FGA	FG%	FT	FTA	FT%	RBs	Avg.	Pts.	Avg.
1951	32-2	34	135	413	32.7	75	123	61.0	434	12.8	345	10.1
1952	29-3	32	185	470	39.4	139	214	65.0	383	12.0	509	15.9
1953	Kentucky on NCAA probation and did not play											
1954	25-0	25	179	430	41.6	132	181	72.9	221	8.8	490	19.6
3 yrs.	86-5	91	499	1313	38.0	346	518	66.8	1038	11.4	1344	14.8

NCAA Tournament

Team												
Year	W-L	G	FG	FGA	FG%	FT	FTA	FT%	RBs	Avg.	Pts.	Avg.
1951	4-0	4	14	58	24.1	14	22	63.6	43	10.8	42	10.5
1952	1-1	2	9			7	9	77.8			25	12.5
2 yrs.	5-1	6	23			21	31	67.7			67	11.2

Photo from North Carolina sports information



SAM RANZINO
North Carolina State • 6-1 • Gary, IN

Consensus first team all-American in 1951...Led all NCAA tournament players in scoring in 1950.

Team												
Year	W-L	G	FG	FGA	FG%	FT	FTA	FT%	RBs	Avg.	Pts.	Avg.
1948	29-3	32	105			46	71	64.8	—	—	256	8.0
1949	25-8	33	157			67	97	69.1	—	—	381	11.5
1950	27-6	33	241	721	33.4	142	197	72.1	—	—	624	18.9
1951	30-7	34	241	760	31.7	224	305	73.4	220	6.5	706	20.8
4 yrs.	111-24	132	744			479	670	71.5			1967	14.9

NCAA Tournament

Team												
Year	W-L	G	FG	FGA	FG%	FT	FTA	FT%	RBs	Avg.	Pts.	Avg.
1950	2-1	3	26	85	30.6	25	34	73.5	—	—	77	25.7

Did not participate in the 1951 tournament in which team was 1-2.

ED RATLEFF

Long Beach State • 6-6 • Columbus, OH

Unanimous first team all-American in 1972 and 1973... USA Olympic team member in 1972.

Year	Team											
	W-L	G	FG	FGA	FG%	FT	FTA	FT%	RBs	Avg.	Pts.	Avg.
1971	*22-4	27	218	485	44.9	103	132	78.0	239	8.9	539	20.0
1972	*23-3	29	250	517	48.4	121	157	77.1	220	7.6	621	21.4
1973	*24-2	29	275	549	50.1	110	138	79.7	251	8.7	660	22.8
3 yrs.	*69-9	85	743	1551	47.9	334	427	78.2	710	8.4	1820	21.4

NCAA Tournament

Year	Team											
	W-L	G	FG	FGA	FG%	FT	FTA	FT%	RBs	Avg.	Pts.	Avg.
1971	*0-0	3	23	42	54.8	16	21	76.2	27	9.0	62	20.7
1972	*0-0	3	22	52	42.3	10	15	66.7	13	4.3	54	18.0
1973	*0-0	3	19	45	42.2	15	16	93.8	26	8.7	53	17.7
3 yrs.	*0-0	9	64	139	46.0	41	52	78.8	66	7.3	169	18.8

*NCAA tournament records later vacated: 1971, 2-1; 1972, 2-1; 1973, 2-1.




Photo from Long Beach State sports information

J.J. REDICK

Duke • 6-4 • Roanoke, VA

Unanimous first team all-American in 2005.

Year	Team												— 3-Point —					
	W-L	G	FG	FGA	FG%	FG	FGA	FG%	FT	FTA	FT%	Reb.	Avg.	Ast.	Bk	St.	Pts.	Avg.
2003	26-7	33	149	361	41.3	95	238	39.9	102	111	91.9	81	2.5	67	2	38	495	15.0
2004	31-6	37	172	407	42.3	102	258	39.5	143	150	95.3	115	3.1	58	3	27	589	15.9
2005	27-6	33	202	495	40.8	121	300	40.3	196	209	93.8	108	3.3	86	2	35	721	21.8
3 yrs.	84-19	103	523	1263	41.4	318	796	39.9	441	470	93.8	304	3.0	211	7	100	1805	17.5

NCAA Tournament

Year	Team												— 3-Point —					
	W-L	G	FG	FGA	FG%	FG	FGA	FG%	FT	FTA	FT%	Reb.	Avg.	Ast.	Bk	St.	Pts.	Avg.
2003	2-1	3	15	37	40.5	6	21	28.6	11	12	91.7	7	2.3	6	0	5	47	15.7
2004	4-1	5	26	62	41.9	15	42	35.7	13	14	92.9	20	4.0	11	0	5	80	16.0
2005	2-1	3	10	38	26.3	6	24	25.0	10	10	100.0	10	3.3	2	0	2	36	12.0
3 yrs.	8-3	11	51	137	37.2	27	87	31.0	34	36	94.4	37	3.4	19	0	12	163	14.8




Photo from Duke sports information

WILLIS REED

Grambling • 6-10 • Bernice, LA

Enshrined as a player into the Naismith Memorial Basketball Hall of Fame in 1981... Named to the 50 greatest players list in NBA history in 1996.

Year	Team											
	W-L	G	FG	FGA	FG%	FT	FTA	FT%	Reb.	Avg.	Pts.	Avg.
1961	32-4	35	146	229	63.8	86	122	70.5	312	8.9	378	10.8
1962	20-6	26	189	323	58.5	80	102	78.4	380	14.6	458	17.6
1963	30-3	33	282	499	56.5	135	177	76.3	563	17.1	699	21.2
1964	26-4	28	301	486	61.9	143	199	71.9	596	21.3	745	26.6
4 yrs.	108-17	122	918	1537	59.7	444	600	74.0	1851	15.2	2280	18.7

Note: Grambling was a College Division (Division II) school at the time Reed played.

Did not play in the NCAA tournament.





Photo from Grambling sports information

Photo from Oklahoma State sports information



BRYANT "BIG COUNTRY" REEVES

Oklahoma State • 7-0 • Gans, OK


NCAA all-tournament team in 1995.

Year	Team					— 3-Point —			FT	FTA	FT%	Reb.	Avg.	Ast.	Bk	St.	Pts.	Avg.
	W-L	G	FG	FGA	FG%	FG	FGA	FG%										
1992	28-8	36	111	213	52.1	0	0	0.0	69	109	63.3	182	5.1	24	26	7	291	8.1
1993	20-9	29	210	338	62.1	1	2	50.0	145	223	65.0	291	10.0	36	38	14	566	19.5
1994	24-10	34	264	451	58.5	0	1	0.0	185	311	59.5	329	9.7	52	70	27	713	21.0
1995	27-10	37	289	493	58.6	0	5	0.0	219	310	70.6	350	9.5	30	60	18	797	21.5
4 yrs.	99-37	136	874	1495	58.5	1	8	12.5	618	953	64.8	1152	8.5	142	194	66	2367	17.4

NCAA Tournament

Year	Team					— 3-Point —			FT	FTA	FT%	Reb.	Avg.	Ast.	Bk	St.	Pts.	Avg.
	W-L	G	FG	FGA	FG%	FG	FGA	FG%										
1992	2-1	3	11	20	55.0	0	0	0.0	5	7	71.4	24	8.0	5	4	1	27	9.0
1993	1-1	2	16	27	59.3	0	0	0.0	8	8	100.0	19	9.5	2	1	1	40	20.0
1994	1-1	2	17	29	58.6	0	0	0.0	9	14	64.3	12	6.0	2	5	1	43	21.5
1995	4-1	5	37	81	45.7	0	0	0.0	37	42	88.1	46	9.2	7	6	2	111	22.2
4 yrs.	8-4	12	81	157	51.6	0	0	0.0	59	71	83.1	101	8.4	16	16	5	221	18.4

Photo from North Carolina sports information



J. R. REID

North Carolina • 6-9 • Virginia Beach, VA


Consensus first team all-American in 1988... USA Olympic team member in 1988.

Year	Team					— 3-Point —			FT	FTA	FT%	Reb.	Avg.	Ast.	Bk	St.	Pts.	Avg.
	W-L	G	FG	FGA	FG%	FG	FGA	FG%										
1987	32-4	36	198	339	58.4	0	0	0.0	132	202	65.3	268	7.4	66	27	47	528	14.7
1988	27-7	33	222	366	60.7	0	0	0.0	151	222	68.0	293	8.9	57	38	39	595	18.0
1989	29-8	27	164	267	61.4	0	0	0.0	101	151	66.9	170	6.3	36	21	23	429	15.9
3 yrs.	88-19	96	584	972	60.1	0	0	0.0	384	575	66.8	731	7.6	159	86	109	1552	16.2

NCAA Tournament

Year	Team					— 3-Point —			FT	FTA	FT%	Reb.	Avg.	Ast.	Bk	St.	Pts.	Avg.
	W-L	G	FG	FGA	FG%	FG	FGA	FG%										
1987	3-1	4	33	53	62.3	0	0	0.0	18	26	69.2	28	7.0	4	4	5	84	21.0
1988	3-1	4	29	50	58.0	0	0	0.0	18	25	72.0	41	10.3	9	1	3	76	19.0
1989	2-1	2	20	30	66.7	0	0	0.0	4	9	44.4	16	8.0	2	1	0	44	22.0
3 yrs.	8-3	10	82	133	61.7	0	0	0.0	40	60	66.7	85	8.5	15	6	8	204	20.4

Photo from Northwestern sports information



JOE REIFF

Northwestern • 6-2 • Chicago, IL

Consensus first team all-American in 1931 and 1933.

Year	Team					FT	FTA	FT%	Pts.	Avg.
	W-L	G	FG	FGA	FG%					
1931	16-1	12	43			37			123	10.3
1932	13-5	12	36			32			104	8.7
1933	15-4	12	53			61			167	13.9
3 yrs.	44-10	36	132			130			394	10.9

Did not play in the NCAA tournament.

SHAWN RESPERT

Michigan State • 6-3 • Detroit, MI

Named player of the year by the NABC in 1995... Unanimous first team all-American in 1995.

Year	Team		— 3-Point —																
	W-L	G	FG	FGA	FG%	FG	FGA	FG%	FT	FTA	FT%	Reb.	Avg.	Ast.	Bk	St.	Pts.	Avg.	
1992	22-8	30	173	344	50.3	60	132	45.5	68	78	87.2	64	2.1	62	2	34	474	15.8	
1993	15-13	28	192	399	48.1	60	140	42.9	119	139	85.6	111	4.0	73	5	24	563	20.1	
1994	20-12	32	272	562	48.4	92	205	44.9	142	169	84.0	127	4.0	81	5	43	778	24.3	
1995	22-6	28	229	484	47.3	119	251	47.4	139	160	86.9	111	4.0	85	1	38	716	25.6	
4 yrs.	79-39	118	866	1789	48.4	331	728	45.5	468	546	85.7	413	3.5	301	13	139	2531	21.4	

NCAA Tournament

Year	Team		— 3-Point —																
	W-L	G	FG	FGA	FG%	FG	FGA	FG%	FT	FTA	FT%	Reb.	Avg.	Ast.	Bk	St.	Pts.	Avg.	
1992	1-1	2	10	21	47.6	4	7	57.1	6	7	85.7	3	1.5	2	0	2	30	15.0	
1994	1-1	2	13	29	44.8	3	13	23.1	18	19	94.7	7	3.5	7	0	2	47	23.5	
1995	0-1	1	10	23	43.5	7	17	41.2	1	1	100.0	4	4.0	3	0	1	28	28.0	
3 yrs.	2-3	5	33	73	45.2	14	37	37.8	25	27	92.6	14	2.8	12	0	5	105	21.0	




Photo from Michigan State sports information

MITCH RICHMOND

Kansas State • 6-5 • Lauderdale, FL

Consensus second team all-American in 1988... USA Olympic team member in 1988 and 1996.

Year	Team		— 3-Point —																
	W-L	G	FG	FGA	FG%	FG	FGA	FG%	FT	FTA	FT%	Reb.	Avg.	Ast.	Bk	St.	Pts.	Avg.	
1987	20-11	30	201	450	44.7	39	108	36.1	118	155	76.1	170	5.7	80	13	38	559	18.6	
1988	25-9	34	268	521	51.4	46	98	46.9	186	240	77.5	213	6.3	125	13	23	768	22.6	
2 yrs.	45-20	64	469	971	48.3	85	206	41.3	304	395	77.0	383	6.0	205	26	61	1327	20.7	

NCAA Tournament

Year	Team		— 3-Point —																
	W-L	G	FG	FGA	FG%	FG	FGA	FG%	FT	FTA	FT%	Reb.	Avg.	Ast.	Bk	St.	Pts.	Avg.	
1987	1-1	2	18	37	48.6	5	6	83.3	12	18	66.7	25	12.5	9	1	2	53	26.5	
1988	3-1	4	29	65	44.6	6	16	37.5	23	29	79.3	30	7.5	19	1	1	87	21.8	
2 yrs.	4-2	6	47	102	46.1	11	22	50.0	35	47	74.5	55	9.2	28	2	3	140	23.3	




Photo from Kansas State sports information

DICK RICKETTS

Duquesne • 6-8 • Pottstown, PA

Consensus first team all-American in 1955... Consensus second team all-American in 1954... Played on the postseason NIT title team in 1955.

Year	Team												
	W-L	G	FG	FGA	FG%	FT	FTA	FT%	RBs	Avg.	Pts.	Avg.	
1952	23-4	27	130	331	39.3	76	105	72.4	290	10.7	336	12.4	
1953	21-8	29	229	637	35.9	148	226	65.5	318	11.0	606	20.9	
1954	26-3	29	205	488	42.0	88	121	72.7	301	10.4	498	17.2	
1955	22-4	26	174	435	40.0	175	225	77.8	450	17.3	523	20.1	
4 yrs.	92-19	111	738	1891	39.0	487	677	71.9	1359	12.2	1963	17.7	


NCAA Tournament

Year	Team												
	W-L	G	FG	FGA	FG%	FT	FTA	FT%	RBs	Avg.	Pts.	Avg.	
1952	1-1	2	13			10	13	76.9			36	18.0	



Photo from Duquesne sports information

Photo from South Carolina sports information



TOM RIKER

South Carolina • 6-10 • Oyster Bay, NY


Consensus first team all-American in 1972.

Year	Team												
	W-L	G	FG	FGA	FG%	FT	FTA	FT%	RBs	Avg.	Pts.	Avg.	
1970	25-3	28	143	277	51.6	101	151	66.9	251	9.0	387	13.8	
1971	23-6	29	148	313	47.3	110	173	63.6	231	8.0	406	14.0	
1972	24-5	28	208	375	55.5	134	187	71.7	292	10.4	550	19.6	
3 yrs.	72-14	85	499	965	51.7	345	511	67.5	774	9.1	1343	15.8	

NCAA Tournament

Year	Team												
	W-L	G	FG	FGA	FG%	FT	FTA	FT%	RBs	Avg.	Pts.	Avg.	
1971	0-2	2	21	41	51.2	7	9	77.8	20	10.0	49	24.5	
1972	2-1	3	27	49	55.1	15	23	65.2	31	10.3	69	23.0	
2 yrs.	2-3	5	48	90	53.3	22	32	68.8	51	10.2	118	23.6	

Photo from Ohio State sports information



ARNIE RISEN

Ohio State • 6-9 • Williamstown, KY

Enshrined as a player into the Naismith Memorial Basketball Hall of Fame in 1998...Led all NCAA tournament players in free-throw percentage in 1945.

Year	Team										
	W-L	G	FG	FGA	FG%	FT	FTA	FT%	Pts.	Avg.	
1944	1-1	2	11			6	9	66.7	28	14.0	
1945	1-1	2	12			11	16	68.8	35	17.5	
2 yrs.	2-2	4	23			17	25	68.0	63	15.8	

Season statistics not available.

NCAA Tournament

Year	Team										
	W-L	G	FG	FGA	FG%	FT	FTA	FT%	Pts.	Avg.	
1944	1-1	2	11			6	9	66.7	28	14.0	
1945	1-1	2	12			11	16	68.8	35	17.5	
2 yrs.	2-2	4	23			17	25	68.0	63	15.8	

Photo from Mississippi State sports information



LAWRENCE ROBERTS

Mississippi St. • 6-9 • Houston, TX

Consensus first team all-American in 2004.

Year	Team													— 3-Point —			Pts.	Avg.
	W-L	G	FG	FGA	FG%	FG	FGA	FG%	FT	FTA	FT%	Reb.	Avg.	Ast.	Bk	St.		
2002	27-8	30	174	391	44.5	26	79	32.9	124	183	67.8	247	8.2	39	39	51	498	16.6
2003	21-10	26	133	316	42.1	11	42	26.2	119	174	68.4	271	10.4	40	29	45	396	15.2
Transferred from Baylor																		
2004	26-4	30	175	337	51.9	12	40	30.0	144	227	63.4	303	10.1	37	18	43	506	16.9
2005	23-11	32	171	382	44.8	12	41	29.3	188	288	65.3	351	11.0	61	26	50	542	16.9
4 yrs.	97-33	118	653	1426	45.8	61	202	30.2	575	872	65.9	1172	9.9	177	112	189	1942	16.5

NCAA Tournament

Year	Team													— 3-Point —			Pts.	Avg.
	W-L	G	FG	FGA	FG%	FG	FGA	FG%	FT	FTA	FT%	Reb.	Avg.	Ast.	Bk	St.		
2004	1-1	2	10	20	50.0	3	5	60.0	7	9	77.8	11	5.5	2	0	3	30	15.0
2005	1-1	2	13	32	40.6	0	1	0.0	14	19	73.7	25	12.5	4	4	1	40	20.0
2 yrs.	2-2	4	23	52	44.2	3	6	50.0	21	28	75.0	36	9.0	6	4	4	70	17.5

ALVIN ROBERTSON

Arkansas • 6-3 • Barberton, OH

USA Olympic team member in 1984.

Year	Team												
	W-L	G	FG	FGA	FG%	FT	FTA	FT%	Reb.	Avg.	Ast.	Pts.	Avg.
1982	23-6	28	84	159	52.8	35	58	60.3	62	2.2	—	203	7.3
1983	26-4	28	161	294	54.8	76	115	66.1	137	4.9	—	398	14.2
1984	25-7	32	187	375	49.9	122	182	67.0	175	5.5	191	496	15.5
3 yrs.	74-17	88	432	828	52.2	233	355	65.6	374	4.3	191	1097	12.4

NCAA Tournament

Year	Team												
	W-L	G	FG	FGA	FG%	FT	FTA	FT%	Reb.	Avg.	Ast.	Pts.	Avg.
1982	0-1	1	1	4	25.0	4	4	100.0	1	1.0	—	6	6.0
1983	1-1	2	12	27	44.4	6	10	60.0	9	4.5	—	30	15.0
1984	0-1	1	6	12	50.0	2	4	50.0	4	4.0	7	14	14.0
3 yrs.	1-3	4	19	43	44.2	12	18	66.7	14	3.5	7	50	12.5




Photo from Arkansas sports information

OSCAR ROBERTSON

Cincinnati • 6-5 • Indianapolis, IN

Named player of the year by UPI in 1958, 1959 and 1960; and by the USBWA in 1959 and 1960... Unanimous first team all-American in 1958, 1959 and 1960... Enshrined as a player into the Naismith Memorial Basketball Hall of Fame in 1979... NCAA Silver Anniversary recipient in 1985... USA Olympic team member in 1960... Led the nation in scoring in 1958, 1959 and 1960... Named to the NCAA tournament all-decade team for the 1950s... NCAA all-tournament team in 1959 and 1960... Through the 2005 NCAA tournament, was one of two players to have a Final Four triple-double... Led all NCAA tournament players in rebounding average in 1959 and in points in 1960... Named to the ESPN Top 50 college players list of all-time in 2005... Named to the 50 greatest players list in NBA history in 1996.

Year	Team												
	W-L	G	FG	FGA	FG%	FT	FTA	FT%	RBs	Avg.	Pts.	Avg.	
1958	25-3	28	352	617	57.1	280	355	78.9	425	15.2	984	35.1	
1959	26-4	30	331	650	50.9	316	398	79.4	489	16.3	978	32.6	
1960	28-2	30	369	701	52.6	273	361	75.6	424	14.1	1011	33.7	
3 yrs.	79-9	88	1052	1968	53.5	869	1114	78.0	1338	15.2	2973	33.8	

NCAA Tournament

Year	Team												
	W-L	G	FG	FGA	FG%	FT	FTA	FT%	RBs	Avg.	Pts.	Avg.	
1958	1-1	2	33	56	58.9	20	24	83.3	21	10.5	86	43.0	
1959	3-1	4	37	85	43.5	42	52	80.8	63	15.8	116	29.0	
1960	3-1	4	47	94	50.0	28	40	70.0	47	11.8	122	30.5	
3 yrs.	7-3	10	117	235	49.8	90	116	77.6	131	13.1	324	32.4	




Photo from Cincinnati sports information

DAVID ROBINSON

Navy • 7-0 • Woodbridge, VA

Named player of the year by AP, UPI, the USBWA and the NABC in 1987... Wooden Award winner in 1987... Naismith Award winner in 1987... Unanimous first team all-American in 1987... Consensus second team all-American in 1986... NCAA Today's Top Five recipient in 1988... USA Olympic team member in 1988, 1992 and 1996... Through the 2005 season, held the NCAA season record for blocked shots in 1986... Also shared the NCAA game record for blocked shots with 14 against North Carolina-Wilmington on January 4, 1986... Led the nation in rebounding in 1986; and blocked shots in 1986 and 1987... Through the 2005 NCAA tournament, shared the tournament game record for free throws attempted with 27 against Syracuse in 1986... Led all NCAA tournament players in scoring average, rebounding average and blocked shots in 1986... Named to the ESPN Top 50 college players list of all-time in 2005... Named to the 50 greatest players list in NBA history in 1996.

Year	Team													— 3-Point —				
	W-L	G	FG	FGA	FG%	FG	FGA	FG%	FT	FTA	FT%	Reb.	Avg.	Ast.	Bk	St.	Pts.	Avg.
1984	24-8	28	86	138	62.3	—	—	—	42	73	57.5	111	4.0	6	—	214	7.6	
1985	26-6	32	302	469	64.4	—	—	—	152	243	62.6	370	11.6	19	—	756	23.6	
1986	30-5	35	294	484	60.7	—	—	—	208	331	62.8	455	13.0	24	207	59	796	22.7
1987	26-6	32	350	592	59.1	1	1	100.0	202	317	63.7	378	11.8	33	144	66	903	28.2
4 yrs.	106-25	127	1032	1683	61.3	1	1	100.0	604	964	62.7	1314	10.3	82	351	125	2669	21.0

NCAA Tournament

Year	Team													— 3-Point —				
	W-L	G	FG	FGA	FG%	FG	FGA	FG%	FT	FTA	FT%	Reb.	Avg.	Ast.	Bk	St.	Pts.	Avg.
1985	1-1	2	19	32	59.4	—	—	—	2	10	20.0	26	13.0	0	—	40	20.0	
1986	3-1	4	35	57	61.4	—	—	—	40	55	72.7	47	11.8	3	23	7	110	27.5
1987	0-1	1	22	37	59.5	0	0	0.0	6	12	50.0	13	13.0	0	2	3	50	50.0
3 yrs.	4-3	7	76	126	60.3	0	0	0.0	48	77	62.3	86	12.3	3	25	10	200	28.6





Photo by Malcolm W. Emmons

Photo from Purdue sports information



GLENN ROBINSON
Purdue • 6-8 • Gary, IN


Named player of the year by AP, UPI, the USBWA and the NABC in 1994... Wooden Award winner in 1994... Naismith Award winner in 1994... Unanimous first team all-American in 1994... Consensus second team all-American in 1993... Led the nation in scoring in 1994... Named to the ESPN Top 50 college players list of all-time in 2005.

Year	Team										— 3-Point —							
	W-L	G	FG	FGA	FG%	FT	FTA	FT%	Reb.	Avg.	Ast.	Bk	St.	Pts.	Avg.			
1993	18-10	28	246	519	47.4	32	80	40.0	152	205	74.1	258	9.2	49	34	57	676	24.1
1994	29-5	34	368	762	48.3	79	208	38.0	215	270	79.6	344	10.1	66	31	56	1030	30.3
2 yrs.	47-15	62	614	1281	47.9	111	288	38.5	367	475	77.3	602	9.7	115	65	113	1706	27.5

NCAA Tournament

Year	Team										— 3-Point —							
	W-L	G	FG	FGA	FG%	FT	FTA	FT%	Reb.	Avg.	Ast.	Bk	St.	Pts.	Avg.			
1993	0-1	1	12	20	60.0	5	10	50.0	7	10	70.0	7	7.0	1	0	1	36	36.0
1994	3-1	4	43	97	44.3	13	28	46.4	22	29	75.9	42	10.5	6	3	4	121	30.3
2 yrs.	3-2	5	55	117	47.0	18	38	47.4	29	39	74.4	49	9.8	7	3	5	157	31.4

Photo from South Carolina sports information



JOHN ROCHE
South Carolina • 6-3 • New York, NY


Consensus second team all-American in 1970 and 1971... First team academic all-American in 1970 and 1971.

Year	Team										RBs	Avg.	Pts.	Avg.
	W-L	G	FG	FGA	FG%	FT	FTA	FT%						
1969	21-7	28	239	507	47.1	184	226	81.4	73	2.6	662	23.6		
1970	25-3	28	222	469	47.3	179	216	82.9	70	2.5	623	22.3		
1971	23-6	29	205	493	41.6	215	262	82.1	67	2.3	625	21.6		
3 yrs.	69-16	85	666	1469	45.3	578	704	82.1	210	2.5	1910	22.5		

NCAA Tournament

Year	Team										RBs	Avg.	Pts.	Avg.
	W-L	G	FG	FGA	FG%	FT	FTA	FT%						
1971	0-2	2	7	27	25.9	8	11	72.7	5	2.5	22	11.0		

Photo from Temple sports information



GUY RODGERS
Temple • 6-0 • Philadelphia, PA

Unanimous first team all-American in 1958... Consensus second team all-American in 1957... Named to the NCAA tournament all-decade team for the 1950s... NCAA all-tournament team in 1958.

Year	Team										RBs	Avg.	Pts.	Avg.
	W-L	G	FG	FGA	FG%	FT	FTA	FT%						
1956	27-4	31	243	552	44.0	87	155	56.1	186	6.0	573	18.5		
1957	20-9	29	216	565	38.2	159	224	71.0	202	7.0	591	20.4		
1958	27-3	30	249	564	44.1	105	171	61.4	199	6.6	603	20.1		
3 yrs.	74-16	90	708	1681	42.1	351	550	63.8	587	6.5	1767	19.6		

NCAA Tournament

Year	Team										RBs	Avg.	Pts.	Avg.
	W-L	G	FG	FGA	FG%	FT	FTA	FT%						
1956	4-1	5	34			21	36	58.3			89	17.8		
1958	3-1	4	31	86	36.0	10	26	38.5	24	6.0	72	18.0		
2 yrs.	7-2	9	65			31	62	50.0			161	17.9		

MARSHALL ROGERS

Texas-Pan American • 6-2 • St. Louis, MO

Led the nation in scoring in 1976.

Year	Team												
	W-L	G	FG	FGA	FG%	FT	FTA	FT%	RBs	Avg.	Pts.	Avg.	
1973	8-18	18	52	152	34.2	34	51	66.7	46	2.6	138	7.7	
1974	Transferred from Kansas												
1975	22-2	22	248	546	45.4	92	123	74.8	134	6.1	588	26.7	
1976	20-5	25	361	683	52.9	197	230	85.7	122	4.9	919	36.8	
3 yrs.	50-25	65	661	1381	47.9	323	404	80.0	302	4.6	1645	25.3	

Did not play in the NCAA tournament.




Photo from Texas-Pan American sports information

STEVE ROGERS

Alabama State • 6-5 • Montgomery, AL

Year	Team																	
	W-L	G	FG	FGA	FG%	FG	FGA	FG%	FT	FTA	FT%	Reb.	Avg.	Ast.	Bk	St.	Pts.	Avg.
1988	23-11	28	25	50	50.0	2	11	18.2	35	58	60.3	49	1.8	17	8	11	87	3.1
1989	Transferred from Middle Tennessee State																	
1990	15-13	28	286	548	52.2	46	132	34.8	213	291	73.2	185	6.6	107	4	86	831	29.7
1991	18-11	29	273	546	50.0	56	147	38.1	250	332	75.3	206	7.1	121	13	72	852	29.4
1992	14-14	28	233	505	46.1	83	197	42.1	215	274	78.5	182	6.5	130	10	66	764	27.3
4 yrs.	70-49	113	817	1649	49.5	187	487	38.4	713	955	74.7	622	5.5	375	35	235	2534	22.4

Did not play in the NCAA tournament.




Photo from Alabama State sports information

MALIK ROSE

Drexel • 6-7 • Philadelphia, PA

Year	Team																	
	W-L	G	FG	FGA	FG%	FG	FGA	FG%	FT	FTA	FT%	Reb.	Avg.	Ast.	Bk	St.	Pts.	Avg.
1993	22-7	29	144	287	50.2	0	0	0.0	107	190	56.3	330	11.4	10	24	13	395	13.6
1994	25-5	30	154	296	52.0	0	0	0.0	110	202	54.5	371	12.4	20	29	10	418	13.9
1995	22-8	30	216	384	56.3	0	3	0.0	152	213	71.4	404	13.5	36	38	34	584	19.5
1996	27-4	31	219	368	59.5	7	21	33.3	182	255	71.4	409	13.2	53	30	35	627	20.2
4 yrs.	96-24	120	733	1335	54.9	7	24	29.2	551	860	64.1	1514	12.6	119	121	92	2024	16.9

NCAA Tournament

Year	Team																	
	W-L	G	FG	FGA	FG%	FG	FGA	FG%	FT	FTA	FT%	Reb.	Avg.	Ast.	Bk	St.	Pts.	Avg.
1994	0-1	1	2	5	40.0	0	0	0.0	0	0	0.0	5	5.0	0	0	0	4	4.0
1995	0-1	1	6	22	27.3	0	2	0.0	5	10	50.0	18	18.0	1	1	1	17	17.0
1996	1-1	2	12	20	60.0	0	2	0.0	8	13	61.5	30	15.0	3	0	1	32	16.0
3 yrs.	1-3	4	20	47	42.6	0	4	0.0	13	23	56.5	53	13.3	4	1	2	53	13.3






Photo from Drexel sports information

Photo from North Carolina sports information



LEN ROSENBLUTH

North Carolina • 6-5 • New York, NY


Consensus first team all-American in 1957... Named to the NCAA tournament all-decade team for the 1950s... NCAA all-tournament team in 1957... Through the 2005 NCAA tournament, held the Final Four game record for field goals attempted with 42 against Michigan State in 1957 (3 OT)... Led all NCAA tournament players in points in 1957... Played on the NCAA championship team in 1957.

Team												
Year	W-L	G	FG	FGA	FG%	FT	FTA	FT%	RBs	Avg.	Pts.	Avg.
1955	10-11	21	189	444	42.6	158	222	71.2	246	11.7	536	25.5
1956	18-5	23	227	496	45.8	160	217	73.7	264	11.5	614	26.7
1957	32-0	32	305	631	48.3	285	376	75.8	280	8.8	895	28.0
3 yrs.	60-16	76	721	1571	45.9	603	815	74.0	790	10.4	2045	26.9

NCAA Tournament

Team												
Year	W-L	G	FG	FGA	FG%	FT	FTA	FT%	RBs	Avg.	Pts.	Avg.
1957	5-0	5	53	124	42.7	34	47	72.3	46	9.2	140	28.0

Photo from Louisville sports information



CLIFFORD ROZIER

Louisville • 6-9 • Bradenton, FL


Consensus first team all-American in 1994... Through the 2005 season, held the NCAA game record for field-goal percentage for players with at least 15 made with 100 percent (15 of 15) against Eastern Kentucky on December 11, 1993.

Team													— 3-Point —					
Year	W-L	G	FG	FGA	FG%	FG	FGA	FG%	FT	FTA	FT%	Reb.	Avg.	Ast.	Bk	St.	Pts.	Avg.
1991	29-6	34	64	136	47.1	0	0	0.0	39	69	56.5	101	3.0	18	17	12	167	4.9
1992	Transferred from North Carolina																	
1993	22-9	31	192	342	56.1	0	2	0.0	104	183	56.8	338	10.9	62	41	36	488	15.7
1994	28-6	34	247	400	61.8	0	1	0.0	122	224	54.5	377	11.1	53	76	30	616	18.1
3 yrs.	79-21	99	503	878	57.3	0	3	0.0	265	476	55.7	816	8.2	133	134	78	1271	12.8

NCAA Tournament

Team													— 3-Point —					
Year	W-L	G	FG	FGA	FG%	FG	FGA	FG%	FT	FTA	FT%	Reb.	Avg.	Ast.	Bk	St.	Pts.	Avg.
1991	4-1	5	4	12	33.3	0	0	0.0	3	5	60.0	4	0.8	2	3	0	11	2.2
1993	2-1	3	23	39	59.0	0	1	0.0	9	13	69.2	22	7.3	6	2	3	55	18.3
1994	2-1	3	10	21	47.6	0	0	0.0	5	12	41.7	30	10.0	4	7	1	25	8.3
3 yrs.	8-3	11	37	72	51.4	0	1	0.0	17	30	56.7	56	8.7	12	12	4	91	8.3

Photo by AP/Wide World Photos



BILL RUSSELL

San Francisco • 6-9 • Oakland, CA

Named player of the year by UPI in 1956... Unanimous first team all-American in 1956... Consensus first team all-American in 1955... Enshrined as a player into the Naismith Memorial Basketball Hall of Fame in 1974... USA Olympic team member in 1956... One of only five players to average 20 points and 20 rebounds per game over his career... Named to the NCAA tournament all-decade team for the 1950s... NCAA tournament MVP in 1955... NCAA all-tournament team in 1955 and 1956... Through the 2005 NCAA tournament, held the Final Four game record for rebounds with 27 against Iowa in 1956... Led all NCAA tournament players in points in 1955... Played on the NCAA championship teams in 1955 and 1956... Named to the ESPN Top 50 college players list of all-time in 2005... Named to the 50 greatest players list in NBA history in 1996.

Team												
Year	W-L	G	FG	FGA	FG%	FT	FTA	FT%	RBs	Avg.	Pts.	Avg.
1954	14-7	21	150	309	48.5	117	212	55.2	403	19.2	417	19.9
1955	28-1	29	229	423	54.1	164	278	59.0	594	20.5	622	21.4
1956	29-0	29	246	480	51.3	105	212	49.5	609	21.0	597	20.6
3 yrs.	71-8	79	625	1212	51.6	386	702	55.0	1606	20.3	1636	20.7

NCAA Tournament

Team												
Year	W-L	G	FG	FGA	FG%	FT	FTA	FT%	RBs	Avg.	Pts.	Avg.
1955	5-0	5	49			20	39	51.3			118	23.6
1956	4-0	4	40			11					91	22.8
2 yrs.	9-0	9	89			31					209	23.2

CAZZIE RUSSELL

Michigan • 6-5 • Chicago, IL

Named player of the year by AP, UPI and the USBWA in 1966...Unanimous first team all-American in 1965 and 1966...Consensus second team all-American in 1964...Named to the NCAA tournament all-decade team for the 1960s...NCAA all-tournament team in 1965... Named to the ESPN Top 50 college players list of all-time in 2005.

Year	Team											
	W-L	G	FG	FGA	FG%	FT	FTA	FT%	RBs	Avg.	Pts.	Avg.
1964	23-5	27	260	507	51.3	150	178	84.3	244	9.0	670	24.8
1965	24-4	27	271	558	48.6	152	186	81.7	213	7.9	694	25.7
1966	18-8	26	308	595	51.8	184	223	82.5	219	8.4	800	30.8
3 yrs.	65-17	80	839	1660	50.5	486	587	82.8	676	8.5	2164	27.1

NCAA Tournament

Year	Team											
	W-L	G	FG	FGA	FG%	FT	FTA	FT%	RBs	Avg.	Pts.	Avg.
1964	3-1	3	30	54	55.6	17	21	81.0	21	7.0	77	25.7
1965	3-1	4	34	70	48.6	28	32	87.5	32	8.0	96	24.0
1966	1-1	2	17	40	42.5	19	21	90.5	17	8.5	53	26.5
3 yrs.	7-3	9	81	164	49.4	64	74	86.5	70	7.8	226	25.1




Photo by Malcolm W. Emmons

FOREST "AGGIE" SALE

Kentucky • 6-4 • Lawrenceburg, KY

Consensus first team all-American in 1932 and 1933.

Year	Team											
	W-L	G	FG	FGA	FG%	FT	FTA	FT%	Pts.	Avg.		
1931	15-3								62			
1932	15-2	17							235	13.8		
1933	21-3	23							324	14.0		
3 yrs.	51-8								621			

Did not play in the NCAA tournament.




Photo from Kentucky sports information

RALPH SAMPSON

Virginia • 7-4 • Harrisonburg, VA

Named player of the year by AP, UPI and the USBWA in 1981, 1982 and 1983; and by the NABC in 1982 and 1983...Wooden Award winner in 1982 and 1983...Naismith Award winner in 1981, 1982 and 1983...Unanimous first team all-American in 1981, 1982 and 1983...Led all NCAA tournament players in field-goal percentage in 1983...Named to the ESPN Top 50 college players list of all-time in 2005... Played on the postseason NIT title team in 1980.

Year	Team											
	W-L	G	FG	FGA	FG%	FT	FTA	FT%	RBs	Avg.	Pts.	Avg.
1980	24-10	34	221	404	54.7	66	94	70.2	381	11.2	508	14.9
1981	29-4	33	230	413	55.7	125	198	63.1	378	11.5	585	17.7
1982	30-4	32	198	353	56.1	110	179	61.5	366	11.4	506	15.8
1983	29-5	33	250	414	60.4	126	179	70.4	386	11.7	626	19.0
4 yrs.	112-23	132	899	1584	56.8	427	650	65.7	1511	11.4	2225	16.9

NCAA Tournament

Year	Team											
	W-L	G	FG	FGA	FG%	FT	FTA	FT%	RBs	Avg.	Pts.	Avg.
1981	4-1	5	26	56	46.4	17	27	63.0	49	9.8	69	13.8
1982	1-1	2	17	32	53.1	4	12	33.3	30	15.0	38	19.0
1983	2-1	3	23	31	74.2	11	21	52.4	34	11.3	57	19.0
3 yrs.	7-3	10	66	119	55.5	32	60	53.3	113	11.3	164	16.4






Photo by Malcolm W. Emmons

Photo from George Mason sports information



KENNY SANDERS


George Mason • 6-5 • Washington, DC

Year	Team					— 3-Point —			FT	FTA	FT%	Reb.	Avg.	Ast.	Bk	St.	Pts.	Avg.
	W-L	G	FG	FGA	FG%	FG	FGA	FG%										
1986	20-12	22	152	291	52.2	—	—	—	90	140	64.3	153	7.0	10	3	16	394	17.9
1987	15-13	26	168	381	44.1	1	14	7.1	128	184	69.6	208	8.0	24	7	27	465	17.9
1988	20-10	29	225	435	51.7	18	42	42.9	170	226	75.2	339	11.7	14	9	28	638	22.0
1989	20-11	30	242	470	51.5	22	59	37.3	174	249	69.9	326	10.9	36	2	22	680	22.7
4 yrs.	75-46	107	787	1577	49.9	41	115	35.7	562	799	70.3	1026	9.6	84	21	93	2177	20.3

NCAA Tournament

Year	Team					— 3-Point —			FT	FTA	FT%	Reb.	Avg.	Ast.	Bk	St.	Pts.	Avg.
	W-L	G	FG	FGA	FG%	FG	FGA	FG%										
1989	0-1	1	9	16	56.3	1	1	100.0	4	7	57.1	8	8.0	4	0	3	23	23.0

Photo from Hickox Library



DOLPH SCHAYES

New York University • 6-8 • Bronx, NY


Enshrined as a player into the Naismith Memorial Basketball Hall of Fame in 1972... Named to the 50 greatest players list in NBA history in 1996.

Year	Team					FT	FTA	FT%	Pts.	Avg.
	W-L	G	FG	FGA	FG%					
1945	14-7	11	46			23			115	10.5
1946	19-3	22	54			41			149	6.8
1947	12-9	21	66			63			195	9.3
1948	22-4	26	124			108			356	13.7
4 yrs.	67-23	80	290			235			815	10.2

NCAA Tournament

Year	Team					FT	FTA	FT%	Pts.	Avg.
	W-L	G	FG	FGA	FG%					
1945	2-1	3	13			7	17	41.2	33	11.0
1946	1-1	2	3			5	6	83.3	11	5.5
2 yrs.	3-2	5	16			12	23	52.2	44	8.8

Photo by Jesse McCrevey



DAVE SCHELLHASE

Purdue • 6-4 • Evansville, IN

Unanimous first team all-American in 1966... Consensus second team all-American in 1965... First team academic all-American in 1965 and 1966... Led the nation in scoring in 1966.

Year	Team					FT	FTA	FT%	RBs	Avg.	Pts.	Avg.
	W-L	G	FG	FGA	FG%							
1964	12-12	24	213	441	48.3	163	211	77.3	271	11.3	589	24.5
1965	12-12	24	249	559	44.5	206	262	78.6	195	8.1	704	29.3
1966	8-16	24	284	611	46.5	213	276	77.2	255	10.6	781	32.5
3 yrs.	32-40	72	746	1611	46.3	582	749	77.7	721	10.0	2074	28.8

Did not play in the NCAA tournament.

DON SCHLUNDT

Indiana • 6-10 • South Bend, IN

Consensus first team all-American in 1954...Consensus second team all-American in 1953 and 1955...NCAA all-tournament team in 1953...Played on the NCAA championship team in 1953.

Team		W-L	G	FG	FGA	FG%	FT	FTA	FT%	RBs	Avg.	Pts.	Avg.
Year	1952	16-6	22	131	289	45.3	114	171	66.7	158	7.2	376	17.1
	1953	23-3	26	206	477	43.2	249	310	80.3	220	8.5	661	25.4
	1954	20-4	24	177	354	50.0	229	296	77.4	267	11.1	583	24.3
	1955	8-14	22	169	377	44.8	234	299	78.3	215	9.8	572	26.0
4 yrs.	67-27	94	683	1497	45.6	826	1076	76.8	860	9.1	2192	23.3	

NCAA Tournament

Team		W-L	G	FG	FGA	FG%	FT	FTA	FT%	RBs	Avg.	Pts.	Avg.
Year	1953	4-0	4	37	81	45.7	49	63	77.8			123	30.8
	1954	1-1	2	10	25	40.0	19	23	82.6	9	4.5	39	19.5
2 yrs.	5-1	6	47	106	44.3	68	86	79.1				162	27.0




Photo from Indiana sports information

DICK SCHNITTKER

Ohio State • 6-5 • Sandusky, OH

Unanimous first team all-American in 1950...Led all NCAA tournament players in field-goal percentage in 1950.

Team		W-L	G	FG	FGA	FG%	FT	FTA	FT%	Pts.	Avg.
Year	1947	7-13	2	1	1	100.0	0	0	0.0	2	1.0
	1948	10-10	20	116	281	41.3	90	120	75.0	322	16.1
	1949	14-7	19	125	275	45.5	86	125	68.8	336	17.7
	1950	22-4	22	158	390	40.5	153	204	75.0	469	21.3
4 yrs.	53-34	63	400	947	42.2	329	449	73.3	1129	17.9	

NCAA Tournament

Team		W-L	G	FG	FGA	FG%	FT	FTA	FT%	Pts.	Avg.
Year	1950	1-1	2	15	29	51.7	13	17	76.5	43	21.5




Photo from Ohio State Photo Archives

CHARLIE SCOTT

North Carolina • 6-5 • New York, NY

Consensus second team all-American in 1969 and 1970...First team academic all-American in 1970...USA Olympic team member in 1968...Named to the NCAA tournament all-decade team for the 1960s...NCAA all-tournament team in 1969.

Team		W-L	G	FG	FGA	FG%	FT	FTA	FT%	RBs	Avg.	Pts.	Avg.
Year	1968	28-4	32	234	490	47.8	94	141	66.7	191	6.0	562	17.6
	1969	27-5	32	290	577	50.3	134	191	70.2	226	7.1	714	22.3
	1970	18-9	27	281	611	46.0	169	215	78.6	232	8.6	731	27.1
3 yrs.	73-18	91	805	1678	48.0	397	547	72.6	649	7.1	2007	22.1	

NCAA Tournament

Team		W-L	G	FG	FGA	FG%	FT	FTA	FT%	RBs	Avg.	Pts.	Avg.
Year	1968	3-1	4	29	61	47.5	6	11	54.5	17	4.3	64	16.0
	1969	2-2	4	45	85	52.9	15	24	62.5	25	6.3	105	26.3
2 yrs.	5-3	8	74	146	50.7	21	35	60.0	42	5.3	169	21.1	






Photo from North Carolina sports information

Photo by Warren Kruse, Trenton Times



PHIL SELLERS
Rutgers • 6-5 • Brooklyn, NY


Consensus second team all-American in 1976.

Year	Team												
	W-L	G	FG	FGA	FT%	FT	FTA	FG%	RBs	Avg.	Pts.	Avg.	
1973	15-11	26	197	499	39.5	112	176	63.6	264	10.2	506	19.5	
1974	18-8	26	227	509	44.6	148	188	78.7	242	9.3	602	23.2	
1975	22-7	29	254	536	47.4	149	190	78.4	272	9.4	657	22.7	
1976	31-2	33	243	543	44.8	148	203	72.9	337	10.2	634	19.2	
4 yrs.	86-28	114	921	2087	44.1	557	757	73.6	1115	9.8	2399	21.0	

NCAA Tournament

Year	Team												
	W-L	G	FG	FGA	FT%	FT	FTA	FG%	RBs	Avg.	Pts.	Avg.	
1975	0-1	1	12	17	70.6	5	8	62.5	4	4.0	29	29.0	
1976	3-2	5	26	71	36.6	19	29	65.5	45	9.0	71	14.2	
2 yrs.	3-3	6	38	88	43.2	24	37	64.9	49	8.2	100	16.7	

Photo from Furman sports information




FRANK SELVY
Furman • 6-3 • Corbin, KY

Consensus first team all-American in 1954...Consensus second team all-American in 1953... Through the 2005 season, held the NCAA season record for free throws made and attempted in 1954...Also held the NCAA game record for points with 100 against Newberry on February 13, 1954...Set the NCAA game record for most field goals made with 41 in that game...Led the nation in scoring in 1953 and 1954.

Year	Team												
	W-L	G	FG	FGA	FT%	FT	FTA	FG%	RBs	Avg.	Pts.	Avg.	
1952	18-6	24	223	556	40.1	145	199	72.9			591	24.6	
1953	21-6	25	272	646	42.1	194	263	73.8			738	29.5	
1954	20-9	29	427	941	45.4	355	444	80.0	400	13.8	1209	41.7	
3 yrs.	59-21	78	922	2143	43.0	694	906	76.6			2538	32.5	

Did not play in the NCAA tournament.

Photo from Southern California sports information



BILL SHARMAN
Southern California • 6-2 • Porterville, CA

Consensus first team all-American in 1950...Enshrined as a player into the Naismith Memorial Basketball Hall of Fame in 1975...Named to the 50 greatest players list in NBA history in 1996.

Year	Team												
	W-L	G	FG	FGA	FG%	FT	FTA	FT%	Pts.	Avg.			
1947	10-14	10	16			9	12	75.0	41	4.1			
1948	14-10	24	100			38	44	86.4	238	9.9			
1949	14-10	24	142			98	125	78.4	382	15.9			
1950	16-8	24	171	421	40.6	104	129	80.6	446	18.6			
3 yrs.	54-42	82	429			249	310	80.3	1107	13.5			

Did not play in the NCAA tournament.

RON SHAVLIK

North Carolina State • 6-9 • Denver, CO

Consensus first team all-American in 1956...Consensus second team all-American in 1955...
NCAA Silver Anniversary recipient in 1981.

Year	Team											
	W-L	G	FG	FGA	FT%	FT	FTA	FG%	RBs	Avg.	Pts.	Avg.
1954	26-7	33	204	536	38.1	115	203	56.7	441	13.4	523	15.8
1955	28-4	32	260	646	40.2	187	267	70.0	581	18.2	707	22.1
1956	24-4	28	177	429	41.3	156	227	68.7	545	19.5	510	18.2
3 yrs.	78-18	93	641	1611	39.8	458	697	65.7	1567	16.8	1740	18.7

NCAA Tournament

Year	Team											
	W-L	G	FG	FGA	FT%	FT	FTA	FG%	RBs	Avg.	Pts.	Avg.
1954	2-1	3	19			14	18	77.8			52	17.3
1956	0-1	1	10			5	10	50.0			25	25.0
2 yrs.	2-2	4	29			19	28	67.9			77	19.3




Photo from North Carolina State sports information

STEVEN SHEPPARD

Maryland • 6-6 • Bronx, NY

USA Olympic team member in 1976.

Year	Team											
	W-L	G	FG	FGA	FG%	FT	FTA	FT%	Reb.	Avg.	Pts.	Avg.
1975	24-5	29	166	320	51.9	84	118	71.2	217	7.5	416	14.3
1976	22-6	28	203	358	56.7	88	124	71.0	246	8.8	494	17.6
1977	19-8	19	122	249	49.0	65	87	74.7	119	6.3	309	16.2
3 yrs.	65-19	76	491	927	53.0	237	329	72.0	582	7.7	1219	16.0

NCAA Tournament

Year	Team											
	W-L	G	FG	FGA	FG%	FT	FTA	FT%	Reb.	Avg.	Pts.	Avg.
1975	2-1	3	9	20	45.0	11	12	91.7	16	5.3	29	9.7




Photo from Maryland sports information

JOHN SHUMATE

Notre Dame • 6-9 • Elizabeth, NJ

Unanimous first team all-American in 1974...Led all NCAA tournament players in scoring average and field-goal percentage in 1974.

Year	Team											
	W-L	G	FG	FGA	FT%	FT	FTA	FG%	RBs	Avg.	Pts.	Avg.
1972	Did not play because of a blood clot in a lung											
1973	18-12	30	257	434	59.2	117	179	65.4	365	12.2	631	21.0
1974	26-3	29	281	448	62.7	141	196	71.9	319	11.0	703	24.2
2 yrs.	44-15	59	538	882	61.0	258	375	68.8	684	11.6	1334	22.6

NCAA Tournament

Year	Team											
	W-L	G	FG	FGA	FT%	FT	FTA	FG%	RBs	Avg.	Pts.	Avg.
1974	2-1	3	35	50	70.0	16	18	88.9	24	8.0	86	28.7





Photo from Notre Dame sports information

Photo from Creighton sports information



PAUL SILAS Creighton • 6-7 • Oakland, CA



First team academic all-American in 1964...Through the 2005 season, held the NCAA career record for rebounds for players with three-year careers...One of only five players to average 20 points and 20 rebounds per game over his career...Led the nation in rebounding in 1963...Led all NCAA tournament players in rebounding in 1964.

Year	Team												
	W-L	G	FG	FGA	FG%	FT	FTA	FG%	RBs	Avg.	Pts.	Avg.	
1962	21-5	25	213	524	40.6	125	215	58.1	563	22.5	551	22.0	
1963	14-13	27	220	531	41.4	133	228	58.3	557	20.6	573	21.2	
1964	22-7	29	210	529	39.7	117	194	60.3	631	21.8	537	18.5	
3 yrs.	57-25	81	643	1584	40.6	375	637	58.9	1751	21.6	1661	20.5	

NCAA Tournament

Year	Team												
	W-L	G	FG	FGA	FG%	FT	FTA	FG%	RBs	Avg.	Pts.	Avg.	
1962	2-1	3	17	61	27.9	20	30	66.7	44	14.7	54	18.0	
1964	1-2	3	18	42	42.9	15	24	62.5	57	19.0	51	17.0	
2 yrs.	3-3	6	35	103	34.0	35	54	64.8	101	16.8	105	17.5	

Photo from Kansas sports information



WAYNE SIMIEN Kansas • 6-9 • Leavenworth, KS

Unanimous first team all-American in 2005.



Year	Team													— 3-Point —			Reb.	Avg.	Ast.	Bk	St.	Pts.	Avg.
	W-L	G	FG	FGA	FG%	FG	FGA	FG%	FT	FTA	FT%												
2002	33-4	32	99	179	55.3	0	0	0.0	62	84	73.8	169	5.3	9	27	20	260	8.1					
2003	30-8	16	95	147	64.6	0	0	0.0	46	68	67.6	131	8.2	9	5	15	236	14.8					
2004	24-9	32	200	376	53.2	2	11	18.2	167	206	81.1	297	9.3	39	30	28	569	17.8					
2005	23-7	26	191	346	55.2	4	14	28.6	142	174	81.6	287	11.0	36	16	15	528	20.3					
4 yrs.	110-28	106	585	1048	55.8	6	25	24.0	417	532	78.4	884	8.3	93	78	78	1593	15.0					

NCAA Tournament

Year	Team													— 3-Point —			Reb.	Avg.	Ast.	Bk	St.	Pts.	Avg.
	W-L	G	FG	FGA	FG%	FG	FGA	FG%	FT	FTA	FT%												
2002	4-1	5	14	27	51.9	0	0	0.0	4	6	66.7	23	4.6	0	1	1	32	6.4					
2004	3-1	4	19	40	47.5	0	1	0.0	34	40	85.0	41	10.2	12	3	7	72	18.0					
2005	0-1	1	9	14	64.3	0	0	0.0	6	8	75.0	10	10.0	2	0	0	24	24.0					
4 yrs.	7-3	10	42	81	51.9	0	1	0.0	44	54	81.5	74	7.4	14	4	8	128	12.8					

Missed 2003 NCAA tournament because of injury.

Photo from La Salle sports information



LIONEL SIMMONS La Salle • 6-7 • Philadelphia, PA

Named player of the year by AP, UPI, the USBWA and the NABC in 1990...Wooden Award winner in 1990...Naismith Award winner in 1990...Unanimous first team all-American in 1990...Consensus second team all-American in 1989...Through the 2005 season, held the NCAA career record for consecutive games scoring in double figures with 115.

Year	Team													— 3-Point —			Reb.	Avg.	Ast.	Bk	St.	Pts.	Avg.
	W-L	G	FG	FGA	FG%	FG	FGA	FG%	FT	FTA	FT%												
1987	20-13	33	263	500	52.6	2	6	33.3	142	186	76.3	322	9.8	59	45	53	670	20.3					
1988	24-10	34	297	613	48.5	2	8	25.0	196	259	75.7	386	11.4	86	77	71	792	23.3					
1989	26-6	32	349	716	48.7	21	56	37.5	189	266	71.1	365	11.4	95	61	55	908	28.4					
1990	30-2	32	335	653	51.3	31	65	47.7	146	221	66.1	356	11.1	115	65	60	847	26.5					
4 yrs.	100-31	131	1244	2482	50.1	56	135	41.5	673	932	72.2	1429	10.9	355	248	239	3217	24.6					

NCAA Tournament

Year	Team													— 3-Point —			Reb.	Avg.	Ast.	Bk	St.	Pts.	Avg.
	W-L	G	FG	FGA	FG%	FG	FGA	FG%	FT	FTA	FT%												
1988	0-1	1	7	14	50.0	0	0	0.0	6	12	50.0	10	10.0	2	1	1	20	20.0					
1989	0-1	1	12	28	42.9	0	2	0.0	2	5	40.0	16	16.0	3	3	0	26	26.0					
1990	1-1	2	25	47	53.2	4	11	36.4	6	8	75.0	22	11.0	6	4	5	60	30.0					
3 yrs.	1-3	4	44	89	49.4	4	13	30.8	14	25	56.0	48	12.0	11	8	6	106	26.5					

MILES SIMON

Arizona • 6-5 • Fullerton, CA

Consensus first team all-American in 1998...NCAA tournament MVP in 1997...NCAA all-tournament team in 1997...Led all NCAA tournament players in free-throw percentage in 1996, and points in 1997...Played on the NCAA championship team in 1997.

Year	Team		— 3-Point —															
	W-L	G	FG	FGA	FG%	FT	FTA	FT%	Reb.	Avg.	Ast.	Bk	St.	Pts.	Avg.			
1995	23-8	23	66	137	48.2	29	65	44.6	43	56	76.8	84	3.7	59	3	16	204	8.9
1996	26-7	33	135	303	44.6	45	139	32.4	120	157	76.4	132	4.0	136	7	38	435	13.2
1997	25-9	23	142	312	45.5	45	111	40.5	95	126	75.4	94	4.1	97	4	31	424	18.4
1998	30-5	35	200	420	47.6	57	155	36.8	144	185	77.8	122	3.5	122	2	45	601	17.2
4 yrs.	104-29	114	543	1172	46.3	176	470	37.4	402	524	76.7	432	3.8	414	16	130	1664	14.6

NCAA Tournament

Year	Team		— 3-Point —															
	W-L	G	FG	FGA	FG%	FT	FTA	FT%	Reb.	Avg.	Ast.	Bk	St.	Pts.	Avg.			
1995	0-1	1	2	6	33.3	1	3	33.3	2	3	66.7	6	6.0	4	0	0	7	7.0
1996	2-1	3	19	38	50.0	4	14	28.6	12	13	92.3	9	3.0	15	1	7	54	18.0
1997	6-0	6	42	91	46.2	10	30	33.3	38	52	73.1	24	4.0	19	2	5	132	22.0
1998	3-1	4	23	52	44.2	6	19	31.6	15	19	78.9	20	5.0	22	0	7	67	16.8
4 yrs.	11-3	14	86	187	46.0	21	66	31.8	67	84	79.8	59	4.2	60	3	19	260	18.6





Photo from Arizona sports information

SCOTT SKILES

Michigan State • 6-1 • Plymouth, IN

Consensus second team all-American in 1986.

Year	Team															
	W-L	G	FG	FGA	FG%	FT	FTA	FT%	Reb.	Avg.	Ast.	Bk	St.	Pts.	Avg.	
1983	17-13	30	141	286	49.3	69	83	83.1	63	2.1	—	—	—	351	11.7	
1984	15-13	28	153	319	48.0	99	119	83.2	62	2.2	128	—	—	405	14.5	
1985	19-10	29	212	420	50.5	90	114	79.0	93	3.2	168	—	—	514	17.7	
1986	23-8	31	331	598	55.4	188	209	90.0	135	4.4	202	1	54	850	25.9	
4 yrs.	74-44	118	837	1623	51.6	446	525	85.0	353	3.0	499	1	54	2120	17.2	

NCAA Tournament

Year	Team															
	W-L	G	FG	FGA	FG%	FT	FTA	FT%	Reb.	Avg.	Ast.	Bk	St.	Pts.	Avg.	
1985	0-1	1	6	13	46.2	3	4	75.0	4	4.0	8	—	—	15	15.0	
1986	2-1	3	25	49	51.0	25	28	89.3	4	1.3	19	0	5	75	25.0	
2 yrs.	2-2	4	31	62	50.0	28	32	87.5	8	2.0	27	0	5	90	22.5	





Photo from Michigan State sports information

CHARLIE SLACK

Marshall • 6-5 • Pomeroy, OH

Through the 2005 season, held the NCAA season record for rebounds per game in 1955...Led the nation in rebounding in 1955...Through the 2005 season, held the NCAA career and season records for rebounds per game...Led the nation in rebounding in 1955.

Year	Team															
	W-L	G	FG	FGA	FG%	FT	FTA	FT%	RBs	Avg.	Pts.	Avg.				
1953	20-4	24	128	308	41.6	97	134	72.4	392	16.3	353	14.7				
1954	12-9	21	111	291	38.1	72	96	75.0	466	22.2	294	14.0				
1955	17-4	21	156	322	48.4	101	141	71.6	538	25.6	413	19.7				
1956	18-5	22	193	448	43.1	111	143	77.6	520	23.6	497	22.6				
4 yrs.	67-22	88	588	1369	43.0	381	514	74.1	1916	21.8	1557	17.7				

Did not participate in the 1956 tournament in which team was 0-1.





Photo from Marshall sports information

Photo from Pittsburgh sports information



CHARLES D. SMITH

Pittsburgh • 6-4 • Bridgeport, CT


USA Olympic team member in 1988.

Year	Team					— 3-Point —			FT	FTA	FT%	Reb.	Avg.	Ast.	Bk	St.	Pts.	Avg.
	W-L	G	FG	FGA	FG%	FG	FGA	FG%										
1985	17-12	29	151	301	50.2	—	—	—	133	175	76.0	231	8.0	15	63	24	435	15.0
1986	15-14	29	165	318	51.9	—	—	—	131	172	76.2	235	8.1	46	81	27	461	15.9
1987	25-8	33	180	327	55.0	0	0	0.0	202	275	73.5	282	8.5	53	106	25	562	17.0
1988	24-7	31	211	378	55.8	3	11	27.3	162	212	76.4	239	7.7	57	96	38	587	18.9
4 yrs.	81-41	122	707	1324	53.4	3	11	27.3	628	834	75.3	987	8.1	171	346	114	2045	16.8

NCAA Tournament

Year	Team					— 3-Point —			FT	FTA	FT%	Reb.	Avg.	Ast.	Bk	St.	Pts.	Avg.
	W-L	G	FG	FGA	FG%	FG	FGA	FG%										
1985	0-1	1	3	8	37.5	—	—	—	3	5	60.0	2	2.0	1	4	0	9	9.0
1987	2-1	3	17	24	70.8	0	0	0.0	11	17	64.7	15	5.0	3	2	2	45	15.0
1988	2-1	3	20	38	52.6	0	2	0.0	12	15	80.0	16	5.3	1	1	1	52	17.3
3 yrs.	4-3	7	40	70	57.1	0	2	0.0	26	37	70.3	33	4.7	5	7	3	106	15.1

Photo from Georgetown sports information



CHARLES E. SMITH IV

Georgetown • 6-1 • Washington, DC


USA Olympic team member in 1988.

Year	Team					— 3-Point —			FT	FTA	FT%	Reb.	Avg.	Ast.	Bk	St.	Pts.	Avg.
	W-L	G	FG	FGA	FG%	FG	FGA	FG%										
1986	24-8	30	28	59	47.5	—	—	—	34	45	75.6	30	1.0	25	2	18	90	3.0
1987	29-5	33	81	193	42.0	19	50	38.0	40	62	64.5	49	1.5	32	4	36	221	6.7
1988	20-10	30	173	405	42.7	47	136	34.6	77	100	77.0	100	3.3	75	0	71	470	15.7
1989	29-5	33	222	446	49.8	36	89	40.5	137	175	78.3	118	3.6	169	4	58	617	18.7
4 yrs.	102-28	126	504	1103	45.7	102	275	37.1	288	382	75.4	297	2.4	301	10	183	1398	11.1

NCAA Tournament

Year	Team					— 3-Point —			FT	FTA	FT%	Reb.	Avg.	Ast.	Bk	St.	Pts.	Avg.
	W-L	G	FG	FGA	FG%	FG	FGA	FG%										
1986	1-1	2	0	2	0.0	0	0	0.0	0	0	0.0	0	0.0	1	0	1	0	0.0
1987	3-1	4	18	41	43.9	7	16	43.8	6	7	85.7	9	2.3	2	2	3	49	12.3
1988	1-1	2	9	27	33.3	2	9	22.2	3	3	100.0	6	3.0	4	0	2	23	11.5
1989	3-1	4	21	47	44.7	4	13	30.8	14	20	70.0	13	3.3	14	0	4	60	15.0
4 yrs.	8-4	12	48	117	41.0	13	38	34.2	23	30	76.7	28	2.3	21	2	10	132	11.0

Photo from Missouri sports information



DOUG SMITH

Missouri • 6-10 • Detroit, MI

Consensus second team all-American in 1990.

Year	Team					— 3-Point —			FT	FTA	FT%	Reb.	Avg.	Ast.	Bk	St.	Pts.	Avg.
	W-L	G	FG	FGA	FG%	FG	FGA	FG%										
1988	19-11	30	145	288	50.3	0	0	0.0	48	75	64.0	197	6.6	72	34	29	338	11.3
1989	29-8	36	217	455	47.7	1	4	25.0	67	91	73.6	250	6.9	88	25	41	502	13.9
1990	26-6	32	260	462	56.3	0	1	0.0	115	161	71.4	295	9.2	64	28	44	635	19.8
1991	20-10	30	275	553	49.7	3	18	16.7	156	190	82.1	311	10.4	96	42	64	709	23.6
4 yrs.	94-35	128	897	1758	51.0	4	23	17.4	386	517	74.7	1053	8.2	320	129	178	2184	17.1

NCAA Tournament

Year	Team					— 3-Point —			FT	FTA	FT%	Reb.	Avg.	Ast.	Bk	St.	Pts.	Avg.
	W-L	G	FG	FGA	FG%	FG	FGA	FG%										
1988	0-1	1	3	3	100.0	0	0	0.0	0	0	0.0	3	3.0	2	0	1	6	6.0
1989	2-1	3	26	46	56.5	1	2	50.0	13	16	81.3	26	8.7	5	2	1	66	22.0
1990	0-1	1	9	17	52.9	0	0	0.0	2	4	50.0	12	12.0	2	1	0	20	20.0
3 yrs.	2-3	5	38	66	57.6	1	2	50.0	15	20	75.0	41	8.2	9	3	2	92	18.4

JOE SMITH

Maryland • 6-10 • Norfolk, VA

Named player of the year by AP and UPI in 1995...Naismith Award winner in 1995...
Unanimous first team all-American in 1995.

Year	Team		FG			— 3-Point —			FT	FTA	FT%	Reb.	Avg.	Ast.	Bk	St.	Pts.	Avg.
	W-L	G	FG	FGA	FG%	FG	FGA	FG%										
1994	18-12	30	206	395	52.2	2	5	40.0	168	229	73.4	321	10.7	25	93	42	582	19.4
1995	26-8	34	245	424	57.8	9	21	42.9	209	282	74.1	362	10.6	40	97	51	708	20.8
2 yrs.	44-20	64	451	819	55.1	11	26	42.3	377	511	73.8	683	10.7	65	190	93	1290	20.2

NCAA Tournament

Year	Team		FG			— 3-Point —			FT	FTA	FT%	Reb.	Avg.	Ast.	Bk	St.	Pts.	Avg.
	W-L	G	FG	FGA	FG%	FG	FGA	FG%										
1994	2-1	3	21	38	55.3	1	1	100.0	20	25	80.0	34	11.3	3	6	2	63	21.0
1995	2-1	3	24	43	55.8	0	2	0.0	14	20	70.0	39	13.0	2	8	4	62	20.7
2 yrs.	4-2	6	45	81	55.6	1	3	33.3	34	45	75.6	73	12.2	5	14	6	125	20.8





Photo from Maryland sports information

KENNY SMITH

North Carolina • 6-3 • Queens, NY

Unanimous first team all-American in 1987.

Year	Team		FG			— 3-Point —			FT	FTA	FT%	Reb.	Avg.	Ast.	Bk	St.	Pts.	Avg.
	W-L	G	FG	FGA	FG%	FG	FGA	FG%										
1984	28-3	23	83	160	51.9	—	—	—	44	55	80.0	40	1.7	114	—	—	210	9.1
1985	27-9	36	173	334	51.8	—	—	—	98	114	86.0	92	2.6	235	—	—	444	12.3
1986	28-6	34	164	318	51.6	—	—	—	80	99	80.8	75	2.2	210	2	52	408	12.0
1987	32-4	34	208	414	50.2	87	213	40.8	71	88	80.7	76	2.2	209	3	51	574	16.9
4 yrs.	115-22	127	628	1226	51.2	87	213	40.8	293	356	82.3	283	2.2	768	5	103	1636	12.9

NCAA Tournament

Year	Team		FG			— 3-Point —			FT	FTA	FT%	Reb.	Avg.	Ast.	Bk	St.	Pts.	Avg.
	W-L	G	FG	FGA	FG%	FG	FGA	FG%										
1984	1-1	2	6	16	37.5	—	—	—	7	9	77.8	4	2.0	11	—	—	19	9.5
1985	3-1	4	18	36	50.0	—	—	—	8	11	72.7	12	3.0	23	—	—	44	11.0
1986	2-1	3	18	34	52.9	—	—	—	9	11	81.8	8	2.7	16	0	2	45	15.0
1987	3-1	4	22	47	46.8	12	30	40.0	10	11	90.9	8	2.0	36	0	6	66	16.5
4 yrs.	9-4	13	64	133	48.1	12	30	40.0	34	42	81.0	32	2.5	86	0	8	174	13.4




Photo from North Carolina sports information

MICHAEL SMITH

Brigham Young • 6-10 • Hacienda Heights, CA

Consensus second team all-American in 1988...First team academic all-American in 1987,
1988 and 1989...NCAA Postgraduate Scholarship winner in 1989...Led the nation in free-
throw percentage in 1989.

Year	Team		FG			— 3-Point —			FT	FTA	FT%	Reb.	Avg.	Ast.	Bk	St.	Pts.	Avg.
	W-L	G	FG	FGA	FG%	FG	FGA	FG%										
1984	20-11	29	99	218	45.4	—	—	—	34	45	75.6	153	5.3	77	—	—	232	8.0
1985-86	Served on LDS mission to Argentina																	
1987	21-11	32	253	497	50.9	34	70	48.6	103	114	90.4	273	8.5	55	6	13	643	20.1
1988	26-6	32	248	489	50.7	49	113	43.4	134	159	84.3	248	7.8	100	3	24	679	21.2
1989	14-15	29	286	545	52.5	33	87	37.9	160	173	92.5	248	8.6	85	4	21	765	26.4
4 yrs.	81-43	122	886	1749	50.7	116	270	43.0	431	491	87.8	922	7.6	317	13	58	2319	19.0

NCAA Tournament

Year	Team		FG			— 3-Point —			FT	FTA	FT%	Reb.	Avg.	Ast.	Bk	St.	Pts.	Avg.
	W-L	G	FG	FGA	FG%	FG	FGA	FG%										
1984	1-1	2	6	7	85.7	—	—	—	2	3	66.7	6	3.0	2	—	—	14	7.0
1987	0-1	1	9	25	36.0	0	3	0.0	5	5	100.0	15	15.0	3	0	0	23	23.0
1988	1-1	2	19	37	51.4	5	11	45.5	7	8	87.5	24	12.0	6	0	0	50	25.0
3 yrs.	2-3	5	34	69	49.3	5	14	35.7	14	16	87.5	45	9.0	11	0	0	87	17.4





Photo by Brigham Young sports information

Photo from Michigan State sports information



STEVE SMITH

Michigan State • 6-6 • Detroit, MI


Consensus second team all-American in 1991...USA Olympic team member in 2000.

Year	Team		— 3-Point —															
	W-L	G	FG	FGA	FG%	FG	FGA	FG%	FT	FTA	FT%	Reb.	Avg.	Ast.	Bk	St.	Pts.	Avg.
1988	10-18	28	108	232	46.6	14	30	46.7	69	91	75.8	112	4.0	82	2	27	299	10.7
1989	18-15	33	217	454	47.8	22	63	34.9	129	169	76.3	229	6.0	112	12	43	585	17.7
1990	28-6	31	233	443	52.6	45	98	45.9	116	167	69.5	216	7.0	150	17	25	627	20.2
1991	19-11	30	268	566	47.4	66	162	40.7	150	187	80.2	183	6.1	109	5	16	752	25.1
4 yrs.	75-50	122	826	1695	48.7	147	353	41.6	464	614	75.6	740	6.1	453	36	111	2263	18.5

NCAA Tournament

Year	Team		— 3-Point —															
	W-L	G	FG	FGA	FG%	FG	FGA	FG%	FT	FTA	FT%	Reb.	Avg.	Ast.	Bk	St.	Pts.	Avg.
1990	2-1	3	29	53	54.7	5	12	41.7	12	14	85.7	22	7.3	14	1	4	75	25.0
1991	1-1	2	17	36	47.2	6	15	40.0	7	9	77.8	10	5.0	5	0	1	47	23.5
2 yrs.	3-2	5	46	89	51.7	11	27	40.0	19	23	82.6	32	6.4	19	1	5	122	24.4

Photo by Keith Warrell



JERRY STACKHOUSE

North Carolina • 6-6 • Kinston, NC


Unanimous first team all-American in 1995.

Year	Team		— 3-Point —															
	W-L	G	FG	FGA	FG%	FG	FGA	FG%	FT	FTA	FT%	Reb.	Avg.	Ast.	Bk	St.	Pts.	Avg.
1994	28-7	35	138	296	46.6	2	20	10.0	150	205	73.2	176	5.0	69	17	42	428	12.2
1995	28-6	34	215	416	51.7	37	90	41.1	185	260	71.2	280	8.2	93	59	50	652	19.2
2 yrs.	56-13	69	353	712	49.6	39	110	35.5	335	465	72.0	456	6.6	162	76	92	1080	15.7

NCAA Tournament

Year	Team		— 3-Point —															
	W-L	G	FG	FGA	FG%	FG	FGA	FG%	FT	FTA	FT%	Reb.	Avg.	Ast.	Bk	St.	Pts.	Avg.
1994	1-1	2	7	18	38.9	0	2	0.0	7	9	77.8	10	5.0	0	0	1	21	10.5
1995	4-1	5	25	45	55.6	7	12	58.3	31	42	73.8	40	8.0	19	8	6	88	17.6
2 yrs.	5-2	7	32	63	50.8	7	14	50.0	38	51	74.5	50	7.1	19	8	7	109	15.6

Photo by Rosabaugh & Millsap



DAVE STALLWORTH

Wichita State • 6-7 • Dallas, TX

Unanimous first team all-American in 1964...Consensus second team all-American in 1965.

Yr.	Team												
	W-L	G	FG	FGA	FG%	FT	FTA	FT%	RBs	Avg.	Pts.	Avg.	
1962	18-8	7	56	127	44.1	28	35	80.0	64	9.1	140	20.0	
1963	19-8	27	222	421	52.7	165	199	82.9	275	10.2	609	22.6	
1964	23-6	29	283	518	54.6	203	279	72.8	294	10.1	769	26.5	
1965	21-9	16	153	275	55.6	94	139	67.6	194	12.1	400	25.0	
4 yrs.	81-31	79	714	1341	53.2	490	652	75.2	827	10.5	1918	24.3	

NCAA Tournament

Year	Team												
	W-L	G	FG	FGA	FG%	FT	FTA	FT%	RBs	Avg.	Pts.	Avg.	
1964	1-1	2	21	39	53.8	17	21	81.0	39	19.5	59	29.5	

Did not participate in the 1965 tournament in which team was 2-2.

CURTIS STAPLES

Virginia • 6-3 • Roanoke, VA

Through the 2005 season, held the NCAA career record for three-point field goals made and attempted...Led the nation in three-point field goals made per game in 1998.

Year	Team		— 3-Point —															
	W-L	G	FG	FGA	FG%	FG	FGA	FG%	FT	FTA	FT%	Reb.	Avg.	Ast.	Bk	St.	Pts.	Avg.
1995	25-9	34	132	317	41.6	103	244	42.2	37	49	75.5	103	3.0	26	10	28	404	11.9
1996	12-15	27	126	337	37.4	82	249	32.9	44	55	80.0	98	3.6	56	2	23	378	14.0
1997	18-13	31	146	337	43.3	98	253	38.7	42	61	68.9	144	4.6	51	5	24	432	13.9
1998	11-19	30	169	415	40.7	130	333	39.0	75	98	76.5	137	4.6	54	4	22	543	18.1
4 yrs.	66-56	122	573	1406	40.8	413	1079	38.3	198	263	75.3	482	4.0	187	21	97	1844	15.1

NCAA Tournament

Year	Team		— 3-Point —															
	W-L	G	FG	FGA	FG%	FG	FGA	FG%	FT	FTA	FT%	Reb.	Avg.	Ast.	Bk	St.	Pts.	Avg.
1995	3-1	4	21	56	37.5	12	39	30.8	5	6	83.3	16	4.0	4	1	3	59	14.8
1997	0-1	1	1	8	12.5	1	6	16.7	2	2	100.0	4	4.0	2	0	0	5	5.0
2 yrs.	3-2	5	22	64	34.4	13	45	28.9	7	8	87.5	20	4.0	6	1	3	64	12.8





Photo by Pete Emerson

BRYANT STITH

Virginia • 6-5 • Freeman, VA

Played on the postseason NIT title team in 1992.

Year	Team		— 3-Point —															
	W-L	G	FG	FGA	FG%	FG	FGA	FG%	FT	FTA	FT%	Reb.	Avg.	Ast.	Bk	St.	Pts.	Avg.
1989	22-11	33	181	330	54.8	1	1	100.0	150	195	76.9	216	6.5	50	5	45	513	15.5
1990	20-12	32	217	451	48.1	40	102	39.2	192	247	77.7	221	6.9	53	9	41	666	20.8
1991	21-12	33	228	484	47.1	38	125	30.4	159	201	79.1	203	6.2	41	19	51	653	19.8
1992	20-13	33	230	509	45.2	35	95	36.8	189	232	81.5	219	6.6	72	13	40	684	20.7
4 yrs.	83-48	131	856	1774	48.3	114	323	35.3	690	875	78.9	859	6.6	216	46	177	2516	19.2

NCAA Tournament

Year	Team		— 3-Point —															
	W-L	G	FG	FGA	FG%	FG	FGA	FG%	FT	FTA	FT%	Reb.	Avg.	Ast.	Bk	St.	Pts.	Avg.
1989	3-1	4	26	42	61.9	1	1	100.0	29	33	87.9	21	5.3	3	0	4	82	20.5
1990	1-1	2	18	35	51.4	5	8	62.5	10	13	76.9	9	4.5	1	0	1	51	25.5
1991	0-1	1	4	13	30.8	0	3	0.0	5	5	100.0	8	8.0	0	1	2	13	13.0
3 yrs.	4-3	7	48	90	53.3	6	12	50.0	44	51	86.3	38	5.4	4	1	7	146	20.9





Photo by Dan Grogan

TOM STITH

St. Bonaventure • 6-5 • Brooklyn, NY

Unanimous first team all-American in 1961...Consensus first team all-American in 1960.

Year	Team												
	W-L	G	FG	FGA	FG%	FT	FTA	FT%	RBs	Avg.	Pts.	Avg.	
1959	20-3	22	162	295	54.9	79	129	61.2	224	10.2	403	18.3	
1960	21-5	26	318	614	51.8	183	261	70.1	296	11.4	819	31.5	
1961	24-4	28	327	622	52.6	176	265	66.4	191	6.8	830	29.6	
3 yrs.	65-12	76	807	1531	52.7	438	655	66.9	711	9.4	2052	27.0	

NCAA Tournament

Year	Team												
	W-L	G	FG	FGA	FG%	FT	FTA	FT%	RBs	Avg.	Pts.	Avg.	
1961	2-1	3	29			29	36	80.6			87	29.0	





Photo from St. Bonaventure sports information

Photo from Gonzaga sports information



JOHN STOCKTON


Gonzaga • 6-1 • Spokane, WA

First team academic all-American in 1984...USA Olympic team member in 1992 and 1996... Named to the 50 greatest players list in NBA history in 1996.

Year	Team												
	W-L	G	FG	FGA	FG%	FT	FTA	FT%	Reb.	Avg.	Ast.	Pts.	Avg.
1981	19-8	25	26	45	57.8	26	35	74.3	11	0.4	—	78	3.1
1982	15-12	27	117	203	57.6	69	102	67.6	67	2.5	—	303	11.2
1983	13-14	27	142	274	51.8	91	115	79.1	87	3.2	—	375	13.9
1984	17-11	28	229	397	57.7	126	182	69.2	66	2.4	201	584	20.9
4 yrs.	64-45	107	514	919	55.9	312	434	71.9	231	2.2	201	1340	12.5

Did not play in the NCAA tournament.

Photo from St. Francis (Pennsylvania) sports information



MAURICE STOKES

St. Francis (Pennsylvania) • 6-6 • Rankin, PA


Enshrined as a player into the Naismith Memorial Basketball Hall of Fame in 2004.

Year	Team												
	W-L	G	FG	FGA	FG%	FT	FTA	FT%	Reb.	Avg.	Pts.	Avg.	
1952	23-7	30	206	450	45.8	93	166	56.0	—	—	505	16.8	
1953	13-5	18	170	331	51.3	77	125	61.6	397	22.1	417	23.2	
1954	21-5	26	234	549	42.6	132	190	69.5	689	26.5	600	23.1	
1955	21-7	28	302	707	42.7	156	218	71.5	733	26.2	760	27.1	
4 yrs.	78-24	102	912	2037	44.8	458	699	65.5	1819	25.3	2282	22.4	

Note: St. Francis (Pennsylvania) was a Division II school when Stokes played.

Did not play in the Division I NCAA Tournament.

Photo from Arizona sports information



DAMON STOUDAMIRE

Arizona • 5-11 • Portland, OR

Unanimous first team all-American in 1995.

Year	Team													— 3-Point —				
	W-L	G	FG	FGA	FG%	FG	FGA	FG%	FT	FTA	FT%	Reb.	Avg.	Ast.	Bk	St.	Pts.	Avg.
1992	24-7	30	76	167	45.5	28	69	40.6	37	48	77.1	65	2.2	76	3	22	217	7.2
1993	24-4	28	99	226	43.8	39	102	38.2	72	91	79.1	116	4.1	159	6	45	309	11.0
1994	29-6	35	217	484	44.8	93	265	35.1	112	140	80.0	157	4.5	208	3	55	639	18.3
1995	23-8	30	222	466	47.6	112	241	46.5	128	155	82.6	128	4.3	220	1	52	684	22.8
4 yrs.	100-25	123	614	1343	45.7	272	677	40.2	349	434	80.4	466	3.8	663	12	174	1849	15.0

NCAA Tournament

Year	Team													— 3-Point —				
	W-L	G	FG	FGA	FG%	FG	FGA	FG%	FT	FTA	FT%	Reb.	Avg.	Ast.	Bk	St.	Pts.	Avg.
1992	0-1	1	6	13	46.2	1	5	20.0	2	2	100.0	3	3.0	2	0	0	15	15.0
1993	0-1	1	0	7	0.0	0	3	0.0	6	6	100.0	6	6.0	4	0	2	6	6.0
1994	4-1	5	28	78	35.9	9	37	24.3	25	30	83.3	34	6.8	27	0	4	90	18.0
1995	0-1	1	6	18	33.3	5	10	50.0	1	2	50.0	3	3.0	4	0	0	18	18.0
4 yrs.	4-4	8	40	116	34.5	15	55	27.3	34	40	85.0	46	5.8	37	0	6	129	16.1

SID TANNENBAUM

New York University • 6-0 • Brooklyn, NY

Consensus first team all-American in 1946 and 1947.

Year	Team		G	FG	FGA	FG%	FT	FTA	FT%	Pts.	Avg.
	W-L										
1944	7-7		16	88			34			210	13.1
1945	14-7		24	121			60			302	12.6
1946	19-3		22	113			58			284	12.9
1947	12-9		21	117			44			278	13.2
4 yrs.	52-26		83	439			196			1074	12.9

NCAA Tournament

Year	Team		G	FG	FGA	FG%	FT	FTA	FT%	Pts.	Avg.
	W-L										
1945	2-1		3	14			6	7	85.7	34	11.3
1946	1-1		2	4			7	7	100.0	15	7.5
2 yrs.	3-2		5	18			13	14	92.9	49	9.8




Photo from New York University Archives

JASON TERRY

Arizona • 6-2 • Seattle, WA

Consensus first team all-American in 1999...Led all NCAA tournament players in steals in 1997...Played on the NCAA championship team in 1997.

Year	Team		G	FG	FGA	FG%	— 3-Point —			FT	FTA	FT%	Reb.	Avg.	Ast.	Bk	St.	Pts.	Avg.
	W-L						FG	FGA	FG%										
1996	27-6		31	32	59	54.2	15	26	57.7	16	27	59.3	23	0.7	35	0	19	95	3.1
1997	25-9		34	124	280	44.3	40	121	33.1	72	101	71.3	91	2.7	150	3	85	360	10.6
1998	30-5		35	124	294	42.2	61	176	34.7	62	75	82.7	84	2.4	149	8	61	371	10.6
1999	22-6		29	209	472	44.3	79	191	39.8	141	168	83.9	97	3.3	159	6	80	635	21.9
4 yrs.	104-26		129	489	1105	44.3	192	514	37.4	291	371	78.4	295	2.3	493	17	245	1461	11.3

NCAA Tournament

Year	Team		G	FG	FGA	FG%	— 3-Point —			FT	FTA	FT%	Reb.	Avg.	Ast.	Bk	St.	Pts.	Avg.
	W-L						FG	FGA	FG%										
1996	2-1		3	5	8	62.5	3	4	75.0	1	1	100.0	2	0.7	5	0	0	14	4.7
1997	6-0		6	13	33	39.4	5	17	29.4	15	20	75.0	10	1.7	17	0	17	46	7.7
1998	3-1		4	9	34	26.5	7	22	31.8	2	2	100.0	13	3.3	18	2	9	27	6.8
1999	0-1		1	4	17	23.5	2	5	40.0	5	7	71.4	1	1.0	3	0	4	15	15.0
4 yrs.	11-1		14	31	92	33.7	17	48	35.4	23	30	76.7	26	1.9	43	2	30	102	7.3




Photo from Arizona sports information

TOM THACKER

Cincinnati • 6-2 • Covington, KY

Consensus first team all-American in 1963...NCAA all-tournament team in 1962 and 1963... Played on the NCAA championship teams in 1961 and 1962.

Year	Team		G	FG	FGA	FG%	FT	FTA	FT%	RBs	Avg.	Pts.	Avg.
	W-L												
1961	27-3		30	139	351	39.6	91	133	68.4	284	9.5	369	12.3
1962	29-2		31	134	331	40.5	74	121	61.2	266	8.6	342	11.0
1963	26-2		28	169	357	47.3	103	155	66.5	281	10.0	441	15.8
3 yrs.	82-7		89	442	1039	42.5	268	409	65.5	831	9.3	1152	12.9

NCAA Tournament

Year	Team		G	FG	FGA	FG%	FT	FTA	FT%	RBs	Avg.	Pts.	Avg.
	W-L												
1961	4-0		4	16	49	32.7	12	22	54.5	39	9.8	44	11.0
1962	4-0		4	15	37	40.5	11	15	73.3	27	6.8	41	10.3
1963	3-1		4	22	44	50.0	15	24	62.5	46	11.5	59	14.8
3 yrs.	11-1		12	53	130	40.8	38	61	62.3	112	9.3	144	12.0




Photo from Cincinnati sports information





Photo by Malcolm W. Emmons



ISIAH THOMAS

Indiana • 6-1 • Chicago, IL

Unanimous first team all-American in 1981...Enshrined as a player into the Naismith Memorial Basketball Hall of Fame in 2000...USA Olympic team member in 1980...Named to the NCAA tournament all-decade team for the 1980s...NCAA tournament MVP in 1981...NCAA all-tournament team in 1981...Played on the NCAA championship team in 1981...Named to the ESPN Top 50 college players list of all-time in 2005...Named to the 50 greatest players list in NBA history in 1996.

Team												
Year	W-L	G	FG	FGA	FG%	FT	FTA	FT%	RBs	Avg.	Pts.	Avg.
1980	21-8	29	154	302	51.0	115	149	77.2	116	4.0	423	14.6
1981	26-9	34	212	383	55.4	121	163	74.2	105	3.1	545	16.0
2 yrs.	47-17	63	366	685	53.4	236	312	75.6	221	3.5	968	15.4

NCAA Tournament

Team												
Year	W-L	G	FG	FGA	FG%	FT	FTA	FT%	RBs	Avg.	Pts.	Avg.
1980	1-1	2	20	34	58.8	7	8	87.5	4	2.0	47	23.5
1981	5-0	5	33	56	58.9	25	31	80.6	13	2.6	91	18.2
2 yrs.	6-1	7	53	90	58.9	32	39	82.1	17	2.4	138	19.7




Photo from North Carolina State sports information



DAVID THOMPSON

North Carolina State • 6-4 • Shelby, NC

Named player of the year by AP in 1974 and 1975; and by UPI, the USBWA and the NABC in 1975...Naismith Award winner in 1975...Unanimous first team all-American in 1973, 1974 and 1975...Enshrined as a player into the Naismith Memorial Basketball Hall of Fame in 1996...Named to the NCAA tournament all-decade team for the 1970s...NCAA tournament MVP in 1974...NCAA all-tournament team in 1974...Led all NCAA tournament players in points in 1974...Played on the NCAA championship team in 1974...Named to the ESPN Top 50 college players list of all-time in 2005.

Team												
Year	W-L	G	FG	FGA	FG%	FT	FTA	FT%	RBs	Avg.	Pts.	Avg.
1973	27-0	27	267	469	56.9	132	160	82.5	220	8.1	666	24.7
1974	30-1	31	325	594	54.7	155	208	74.5	245	7.9	805	26.0
1975	22-6	28	347	635	54.6	144	197	73.1	229	8.2	838	29.9
3 yrs.	79-7	86	939	1698	55.3	431	565	76.3	694	8.1	2309	26.8

NCAA Tournament

Team												
Year	W-L	G	FG	FGA	FG%	FT	FTA	FT%	RBs	Avg.	Pts.	Avg.
1974	4-0	4	38	70	54.3	21	27	77.8	29	7.3	97	24.3




Photo from Naismith Memorial Basketball Hall of Fame



JOHN "CAT" THOMPSON

Montana State • 5-10 • St. George, UT

Consensus first team all-American in 1929 and 1930...Enshrined as a player into the Naismith Memorial Basketball Hall of Fame in 1962.

Team												
Year	W-L	G	FG	FGA	FG%	FT	FTA	FT%	Pts.	Avg.		
1927	30-7	12	69			29			167	13.9		
1928	36-2	38	274			81			629	16.6		
1929	36-2	36	262			73			597	16.6		
1930	21-10	12	45			18			108	9.0		
4 yrs.	123-21	98	650			201			1501	15.3		

Note: Statistics for the 1927 and 1930 seasons are for conference games only.

Did not play in the NCAA tournament.

MYCHAL THOMPSON

Minnesota • 6-10 • Nassau, Bahamas

Consensus first team all-American in 1978...Consensus second team all-American in 1977.

Year	Team											
	W-L	G	FG	FGA	FG%	FT	FTA	FT%	RBs	Avg.	Pts.	Avg.
1975	18-8	23	114	215	53.0	59	78	75.6	176	7.7	287	12.5
1976	16-10	25	264	461	57.3	119	171	69.6	312	12.5	647	25.9
1977	*0-27	27	251	414	60.6	93	132	70.5	240	8.9	595	22.0
1978	17-10	21	194	362	53.6	75	119	63.0	228	10.9	463	22.0
4 yrs.	*51-55	96	823	1452	56.7	346	500	69.2	956	10.0	1992	20.8

*All games forfeited, on-court record was 24-3.

Did not play in the NCAA tournament.




Photo from Minnesota sports information

ROD THORN

West Virginia • 6-4 • Princeton, WV

Consensus second team all-American in 1962 and 1963.

Year	Team											
	W-L	G	FG	FGA	FG%	FT	FTA	FT%	RBs	Avg.	Pts.	Avg.
1961	23-4	24	192	416	46.2	61	106	57.5	299	12.5	445	18.5
1962	24-6	29	259	586	44.2	170	241	70.5	351	12.1	688	23.7
1963	23-8	29	241	557	43.3	170	221	76.9	262	9.0	652	22.5
3 yrs.	70-18	82	692	1559	44.4	401	568	70.6	912	11.1	1785	21.8

NCAA Tournament

Year	Team											
	W-L	G	FG	FGA	FG%	FT	FTA	FT%	RBs	Avg.	Pts.	Avg.
1962	0-1	1	11	21	52.4	1	3	33.3	13	13.0	23	23.0
1963	2-1	3	37	69	53.6	20	25	80.0	22	7.3	94	31.3
2 yrs.	2-2	4	48	90	53.3	21	28	75.0	35	8.8	117	29.3




Photo from West Virginia sports information

NATE THURMOND

Bowling Green • 6-11 • Akron, OH

Consensus second team all-American in 1963...Enshrined as a player into the Naismith Memorial Basketball Hall of Fame in 1984...Through the 2005 NCAA tournament, held the tournament series record for rebound average per game in 1963...Led all NCAA tournament players in rebounding in 1963...Named to the 50 greatest players list in NBA history in 1996.

Year	Team											
	W-L	G	FG	FGA	FG%	FT	FTA	FT%	RBs	Avg.	Pts.	Avg.
1961	10-14	24	170	427	39.8	87	129	67.4	449	18.7	427	17.8
1962	21-4	25	163	358	45.5	67	113	59.3	394	15.8	393	15.7
1963	19-8	27	206	466	44.2	124	197	62.9	452	16.7	536	19.9
3 yrs.	50-26	76	539	1251	43.1	278	439	63.3	1295	17.0	1356	17.8

NCAA Tournament

Year	Team											
	W-L	G	FG	FGA	FG%	FT	FTA	FT%	RBs	Avg.	Pts.	Avg.
1962	0-1	1	10	18	55.6	1	3	33.3	14	14.0	21	21.0
1963	1-2	3	17	57	29.8	15	22	68.2	70	23.3	49	16.3
2 yrs.	1-3	4	27	75	36.0	16	25	64.0	84	21.0	70	17.5





Photo from UPI/Bettmann Newsphotos

Photo from Oklahoma sports information



WAYMAN TISDALE
Oklahoma • 6-9 • Tulsa, OK


Unanimous first team all-American in 1984 and 1985...Consensus first team all-American in 1983...USA Olympic team member in 1984...Named to the ESPN Top 50 college players list of all-time in 2005.

Year	Team												
	W-L	G	FG	FGA	FG%	FT	FTA	FT%	Reb.	Avg.	Ast.	Pts.	Avg.
1983	24-9	33	338	583	58.0	134	211	63.5	341	10.3	—	810	24.5
1984	29-5	34	369	639	57.7	181	283	64.0	329	9.7	25	919	27.0
1985	31-6	37	370	640	57.8	192	273	70.3	378	10.2	47	932	25.2
3 yrs.	84-20	104	1077	1862	57.8	507	767	66.1	1048	10.1	72	2661	25.6

NCAA Tournament

Year	Team												
	W-L	G	FG	FGA	FG%	FT	FTA	FT%	Reb.	Avg.	Ast.	Pts.	Avg.
1983	1-1	2	13	25	52.0	5	7	71.4	13	6.5	—	31	15.5
1984	0-1	1	12	25	48.0	12	12	100.0	11	11.0	1	36	36.0
1985	3-1	4	41	59	69.5	9	16	56.3	43	10.8	5	91	22.8
3 yrs.	4-3	7	66	109	60.6	26	35	74.3	67	9.6	6	158	22.6

Photo from Louisiana-Lafayette sports information




ANDREW TONEY
Louisiana-Lafayette • 6-3 • Birmingham, AL

Year	Team												
	W-L	G	FG	FGA	FG%	FT	FTA	FT%	RBs	Avg.	Pts.	Avg.	
1977	21-8	29	253	489	51.7	102	133	76.7	89	3.1	608	21.0	
1978	19-8	27	262	468	56.0	137	179	76.5	71	2.6	661	24.5	
1979	16-11	27	242	500	48.4	146	193	75.6	90	3.3	630	23.3	
1980	21-9	24	239	425	56.2	149	185	80.5	90	3.8	627	26.1	
4 yrs.	77-36	107	996	1882	52.9	534	690	77.4	340	3.2	2526	23.6	

Did not play in the NCAA tournament.

Photo from Ohio sports information



GARY TRENT
Ohio • 6-8 • Columbus, OH

Year	Team													— 3-Point —				
	W-L	G	FG	FGA	FG%	FT	FTA	FT%	Reb.	Avg.	Ast.	Bk	St.	Pts.	Avg.			
1993	14-13	27	194	298	65.1	0	1	0.0	126	181	69.6	250	9.3	42	26	12	514	19.0
1994	25-8	33	309	536	57.6	9	33	27.3	210	291	72.2	377	11.4	65	53	28	837	25.4
1995	24-10	33	293	556	52.7	8	35	22.9	163	254	64.2	423	12.8	79	26	20	757	22.9
3 yrs.	63-31	93	796	1390	57.3	17	69	24.6	499	726	68.7	1050	11.3	186	105	60	2108	22.7

NCAA Tournament

Year	Team													— 3-Point —				
	W-L	G	FG	FGA	FG%	FT	FTA	FT%	Reb.	Avg.	Ast.	Bk	St.	Pts.	Avg.			
1994	0-1	1	7	18	38.9	2	5	40.0	2	2	100.0	12	12.0	4	0	0	18	18.0

KELLY TRIPUCKA

Notre Dame • 6-7 • Essex Fells, NJ

Consensus second team all-American in 1979 and 1981...First team academic all-American in 1979.

Team												
Year	W-L	G	FG	FGA	FG%	FT	FTA	FT%	RBs	Avg.	Pts.	Avg.
1978	23-8	31	141	247	57.1	80	108	74.1	161	5.2	362	11.7
1979	24-6	29	143	277	51.6	129	151	85.4	125	4.3	415	14.3
1980	22-6	23	150	270	55.6	115	151	76.2	151	6.6	415	18.0
1981	23-6	29	195	354	55.1	137	168	81.5	169	5.8	527	18.2
4 yrs.	92-26	112	629	1148	54.8	461	578	79.8	606	5.4	1719	15.3

NCAA Tournament

Team												
Year	W-L	G	FG	FGA	FG%	FT	FTA	FT%	RBs	Avg.	Pts.	Avg.
1978	3-2	5	29	65	44.6	16	21	76.2	33	6.6	74	14.8
1979	2-1	3	18	30	60.0	17	18	94.4	11	3.7	53	17.7
1980	0-1	1	9	20	45.0	4	6	66.7	5	5.0	22	22.0
1981	1-1	2	10	23	43.5	7	11	63.6	4	2.0	27	13.5
4 yrs.	6-5	11	66	138	47.8	44	56	78.6	53	4.8	176	16.0




Photo from Notre Dame sports information

GLENN TROPF

Holy Cross • 6-7 • Holt, MI

Through the 2005 season, held the NCAA season record for three-point field-goal percentage in 1988...Led the nation in three-point field-goal percentage in 1988.

Year	Team	W-L	G	FG	FGA	FG%	— 3-Point —			FT	FTA	FT%	Reb.	Avg.	Ast.	Bk	St.	Pts.	Avg.
							FG	FGA	FG%										
1986	12-18	30	76	141	53.9	—	—	—	74	96	77.1	145	4.8	36	6	27	226	7.5	
1987	9-19	28	129	251	51.4	2	20	10.0	74	98	75.5	201	7.2	29	13	22	334	11.9	
1988	14-15	29	149	270	55.2	52	82	63.4	72	100	72.0	203	7.0	67	8	40	422	14.6	
1989	13-15	10	41	88	46.6	13	29	44.8	27	35	77.1	50	5.0	18	6	13	122	12.2	
4 yrs.	48-67	97	395	750	52.7	67	131	51.1	247	329	75.1	599	6.2	150	33	102	1104	11.4	

Did not play in the NCAA tournament.




Photo from Holy Cross sports information

GERRY TUCKER

Oklahoma • 6-4 • Winfield, KS

Unanimous first team all-American in 1947...Consensus second team all-American in 1943... Named to the NCAA tournament all-decade team for the 1940s...Led all NCAA tournament players in free-throw percentage in 1947.

Team												
Year	W-L	G	FG	FGA	FG%	FT	FTA	FT%	Pts.	Avg.		
1942	11-7	12	71			44			186	15.5		
1943	18-9	26	144			85			373	14.3		
1944-46	Military Service (Army)											
1947	24-7	31	111			103	136	75.7	325	10.5		
3 yrs.	53-23	69	326			232			884	12.8		

NCAA Tournament

Team												
Year	W-L	G	FG	FGA	FG%	FT	FTA	FT%	Pts.	Avg.		
1943	1-1	2	11			7	9	77.8	29	14.5		
1947	2-1	3	19			16	19	84.2	54	18.0		
2 yrs.	3-2	5	30			23	28	82.1	83	16.6		





Photo from Basketball in Pictures by Buchanan

Photo from Vanderbilt sports information




JEFF TURNER
Vanderbilt • 6-9 • Brandon, FL

USA Olympic team member in 1984.

Year	Team												
	W-L	G	FG	FGA	FG%	FT	FTA	FT%	Reb.	Avg.	Ast.	Pts.	Avg.
1981	15-14	28	40	96	41.7	20	31	64.5	84	3.0	—	100	3.6
1982	15-13	27	99	189	52.4	52	71	73.2	145	5.4	—	250	9.3
1983	19-14	33	180	366	49.2	75	98	76.5	182	5.5	—	435	13.2
1984	14-15	29	200	375	53.3	86	102	84.3	213	7.3	53	486	16.8
4 yrs.	63-56	117	519	1026	50.6	233	302	77.1	624	5.3	53	1271	10.9

Did not play in the NCAA Tournament.

Photo from Cincinnati sports information





JACK TWYMAN
Cincinnati • 6-6 • Pittsburgh, PA

Enshrined as a player into the Naismith Memorial Basketball Hall of Fame in 1982...NCAA Silver Anniversary recipient in 1980.

Year	Team												
	W-L	G	FG	FGA	FG%	FT	FTA	FT%	RBs	Avg.	Pts.	Avg.	
1952	11-16	16	27	83	32.5	13	27	48.1	55	3.4	67	4.2	
1953	11-13	24	136	323	42.1	89	143	62.2	362	15.1	361	15.0	
1954	11-10	21	174	443	39.3	110	145	75.9	347	16.5	458	21.8	
1955	21-8	29	285	628	45.4	142	192	74.0	478	16.5	712	24.6	
4 yrs.	54-47	90	622	1477	42.1	354	507	69.8	1242	13.8	1598	17.8	

Did not play in the NCAA tournament.

Photo from Louisville sports information



CHARLIE TYRA
Louisville • 6-8 • Louisville, KY

Consensus first team all-American in 1957...Played on the postseason NIT title team in 1956.

Year	Team												
	W-L	G	FG	FGA	FG%	FT	FTA	FT%	RBs	Avg.	Pts.	Avg.	
1954	22-7	13	36	82	43.9	13	38	34.2	84	6.5	85	6.5	
1955	19-8	27	149	379	39.3	100	158	63.3	368	13.6	398	14.7	
1956	26-3	29	262	592	44.3	166	256	64.8	645	22.2	690	23.8	
1957	21-5	26	193	452	42.7	169	234	72.2	520	20.0	555	21.3	
4 yrs.	88-23	95	640	1505	42.5	448	686	65.3	1617	17.0	1728	18.2	

Did not play in the NCAA tournament.

PAUL UNRUH

Bradley • 6-4 • Toulon, IL

Unanimous first team all-American in 1950.

Year	Team										
	W-L	G	FG	FGA	FG%	FT	FTA	FT%	Pts.	Avg.	
1947	25-7	32	156	465	33.5	71	115	61.7	383	12.0	
1948	28-3	29	176	461	38.2	103	157	65.6	455	15.7	
1949	27-8	35	202	522	38.7	105	156	67.3	509	14.5	
1950	32-5	37	189	480	39.4	97	149	65.1	475	12.8	
4 yrs.	112-23	133	723	1928	37.5	376	577	65.2	1822	13.7	

NCAA Tournament

Year	Team										
	W-L	G	FG	FGA	FG%	FT	FTA	FT%	Pts.	Avg.	
1950	2-1	3	11	34	32.4	6	8	75.0	28	9.3	




Photo from Bradley sports information

WES UNSELD

Louisville • 6-8 • Louisville, KY

Unanimous first team all-American in 1967 and 1968...Enshrined as a player into the Naismith Memorial Basketball Hall of Fame in 1988...Named to the ESPN Top 50 college players list of all-time in 2005...Named to the 50 greatest players list in NBA history in 1996.

Year	Team												
	W-L	G	FG	FGA	FG%	FT	FTA	FT%	RBs	Avg.	Pts.	Avg.	
1966	16-10	26	195	374	52.1	128	202	63.4	505	19.4	518	19.9	
1967	23-5	28	201	374	53.7	121	177	68.4	533	19.0	523	18.7	
1968	21-7	28	234	382	61.3	177	275	64.4	513	18.3	645	23.0	
3 yrs.	60-22	82	630	1130	55.8	426	654	65.1	1551	18.9	1686	20.6	

NCAA Tournament

Year	Team												
	W-L	G	FG	FGA	FG%	FT	FTA	FT%	RBs	Avg.	Pts.	Avg.	
1967	0-2	2	14	28	50.0	6	8	75.0	29	14.5	34	17.0	
1968	1-1	2	18	30	60.0	12	19	63.2	41	20.5	48	24.0	
2 yrs.	1-3	4	32	58	55.2	18	27	66.7	70	17.5	82	20.5	




Photo by Malcolm W. Emmons

DARNELL VALENTINE

Kansas • 6-2 • Wichita, KS

First team academic all-American in 1979, 1980 and 1981...USA Olympic team member in 1980.

Year	Team												
	W-L	G	FG	FGA	FG%	FT	FTA	FT%	RBs	Avg.	Pts.	Avg.	
1978	24-5	29	143	297	48.1	106	143	74.1	82	2.8	392	13.5	
1979	18-11	29	166	375	44.3	136	200	68.0	133	4.6	468	16.1	
1980	15-14	28	155	322	48.1	153	197	77.7	89	3.2	463	16.5	
1981	24-8	32	176	350	50.3	146	214	68.2	118	3.7	498	15.6	
4 yrs.	81-38	118	640	1344	47.6	541	754	71.8	422	3.6	1821	15.4	

NCAA Tournament

Year	Team												
	W-L	G	FG	FGA	FG%	FT	FTA	FT%	RBs	Avg.	Pts.	Avg.	
1978	0-1	1	5	14	35.7	1	2	50.0	3	3.0	11	11.0	
1981	2-1	3	16	30	53.3	20	28	71.4	7	2.3	52	17.3	
2 yrs.	2-2	4	21	44	47.7	21	30	70.0	10	2.5	63	15.8	






Photo from Kansas sports information

Photo from Utah sports information



KEITH VAN HORN

Utah • 6-9 • Diamond Bar, CA



Unanimous first team all-American in 1997...Consensus second team all-American in 1996... Through the 2005 NCAA tournament, held the tournament career record for free-throw percentage for players with at least 30 made...Led all NCAA tournament players in free-throw percentage in 1997.

Year	Team		— 3-Point —															
	W-L	G	FG	FGA	FG%	FG	FGA	FG%	FT	FTA	FT%	Reb.	Avg.	Ast.	Bk	St.	Pts.	Avg.
1994	14-14	25	161	312	51.6	35	79	44.3	100	129	77.5	208	8.3	21	41	19	457	18.3
1995	28-6	33	246	451	54.5	59	153	38.6	143	167	85.6	280	8.5	45	25	25	694	21.0
1996	27-7	32	236	439	53.8	54	132	40.9	160	188	85.1	283	8.8	31	23	21	686	21.4
1997	29-4	32	248	504	49.2	58	150	38.7	151	167	90.4	303	9.5	45	37	22	705	22.0
4 yrs.	98-31	122	891	1706	52.2	206	514	40.1	554	651	85.1	1074	8.8	142	126	87	2542	20.8

NCAA Tournament

Year	Team		— 3-Point —															
	W-L	G	FG	FGA	FG%	FG	FGA	FG%	FT	FTA	FT%	Reb.	Avg.	Ast.	Bk	St.	Pts.	Avg.
1995	1-1	2	14	37	37.8	1	10	10.0	13	13	100.0	10	5.0	1	0	2	42	21.0
1996	1-1	2	12	22	54.5	2	6	33.3	8	9	88.9	10	5.0	1	1	1	34	17.0
1997	3-1	4	29	67	43.3	4	20	20.0	21	21	100.0	41	10.3	6	4	2	83	20.8
3 yrs.	5-3	8	55	126	43.7	7	36	19.4	42	43	97.7	61	7.6	8	5	5	159	19.9

Photo from Kansas sports information



JACQUE VAUGHN

Kansas • 6-1 • Pasadena, CA


Consensus second team all-American in 1996 and 1997...First team academic all-American in 1996 and 1997.

Year	Team		— 3-Point —															
	W-L	G	FG	FGA	FG%	FG	FGA	FG%	FT	FTA	FT%	Reb.	Avg.	Ast.	Bk	St.	Pts.	Avg.
1994	20-12	35	91	195	46.7	28	70	40.0	63	94	67.0	89	2.5	181	1	38	273	7.8
1995	13-15	31	94	208	45.2	20	58	34.5	92	134	68.7	116	3.7	238	4	31	300	9.7
1996	18-14	34	120	249	48.2	39	92	42.4	91	131	69.5	106	3.1	223	6	45	370	10.9
1997	19-12	26	79	185	42.7	18	54	33.3	88	113	77.9	62	2.4	162	4	46	264	10.2
4 yrs.	70-53	126	384	837	45.9	105	274	38.3	334	472	70.8	373	3.0	804	15	160	1207	9.6

NCAA Tournament

Year	Team		— 3-Point —															
	W-L	G	FG	FGA	FG%	FG	FGA	FG%	FT	FTA	FT%	Reb.	Avg.	Ast.	Bk	St.	Pts.	Avg.
1994	2-1	3	6	18	33.3	2	8	25.0	9	19	47.4	5	1.7	19	0	5	23	7.7
1995	2-1	3	13	21	61.9	2	4	50.0	6	8	75.0	12	4.0	21	0	3	34	11.3
1996	3-1	4	15	31	48.4	3	12	25.0	8	12	66.7	10	2.5	33	1	9	41	10.3
1997	2-1	3	6	21	28.6	1	7	14.3	10	16	62.5	9	3.0	20	0	3	23	7.7
4 yrs.	9-4	13	40	91	44.0	8	31	25.8	33	55	60.0	36	2.8	93	1	20	121	9.3

Photo from Duke sports information



BOB VERGA

Duke • 6-0 • Sea Girt, NJ

Consensus first team all-American in 1967...Consensus second team all-American in 1966.

Year	Team														
	W-L	G	FG	FGA	FG%	FT	FTA	FT%	RBs	Avg.	Pts.	Avg.			
1965	20-5	25	229	431	53.1	76	116	65.5	84	3.4	534	21.4			
1966	26-4	28	216	441	49.0	87	119	73.1	113	4.0	519	18.5			
1967	18-9	27	283	614	46.1	139	179	77.7	102	3.8	705	26.1			
3 yrs.	64-18	80	728	1486	49.0	302	414	72.9	299	3.7	1758	22.0			

NCAA Tournament

Year	Team														
	W-L	G	FG	FGA	FG%	FT	FTA	FT%	RBs	Avg.	Pts.	Avg.			
1966	3-1	4	27	50	54.0	8	10	80.0	11	2.8	62	15.5			

DANNY VRANES

Utah • 6-7 • Salt Lake City, UT

Consensus second team all-American in 1981...USA Olympic team member in 1980.

Year	Team												
	W-L	G	FG	FGA	FG%	FT	FTA	FT%	Reb.	Avg.	Pts.	Avg.	
1978	23-6	29	145	265	54.7	65	113	57.5	210	7.2	355	12.2	
1979	20-10	28	180	292	61.6	101	148	68.2	283	10.1	455	16.2	
1980	18-10	24	133	233	57.0	99	143	69.2	228	9.5	365	15.2	
1981	25-5	30	181	304	59.5	164	206	79.6	230	7.7	526	17.5	
4 yrs.	86-31	111	639	1094	58.4	429	610	70.3	951	8.6	1701	15.3	

NCAA Tournament

Year	Team												
	W-L	G	FG	FGA	FG%	FT	FTA	FT%	Reb.	Avg.	Pts.	Avg.	
1978	1-1	2	13	22	59.1	5	10	50.0	21	10.5	31	15.5	
1979	0-1	1	5	11	45.5	9	10	90.0	9	9.0	19	19.0	
1981	1-1	2	14	23	60.9	12	15	80.0	25	12.5	40	20.0	
3 yrs.	2-3	5	32	56	57.1	26	35	74.3	55	11.0	90	18.0	




Photo from Utah sports information

DWYANE WADE

Marquette • 6-5 • Robbins, IL

Consensus first team all-American in 2003...USA Olympic team member in 2004...Through the 2005 NCAA tournament, was one of seven different players to have a tournament triple-double.

Year	Team													— 3-Point —				
	W-L	G	FG	FGA	FG%	FT	FTA	FT%	Reb.	Avg.	Ast.	Bk	St.	Pts.	Avg.			
2002	26-7	32	223	458	48.7	18	52	34.6	107	155	69.0	211	6.6	110	36	79	571	17.8
2003	27-6	33	251	501	50.1	14	44	31.8	194	249	77.9	209	6.3	145	43	71	710	21.5
2 yrs.	53-13	65	474	959	49.4	32	96	33.3	301	404	74.5	420	6.5	255	79	150	1281	19.7

NCAA Tournament

Year	Team													— 3-Point —				
	W-L	G	FG	FGA	FG%	FT	FTA	FT%	Reb.	Avg.	Ast.	Bk	St.	Pts.	Avg.			
2002	0-1	1	8	13	61.5	0	0	0.0	2	3	66.7	7	7.0	6	2	3	18	18.0
2003	4-1	5	41	84	48.8	3	7	42.9	24	30	80.0	30	6.6	30	8	9	109	21.8
2 yrs.	4-2	6	49	97	50.5	3	7	42.9	26	33	78.8	37	6.2	36	10	12	127	21.2




Photo from Marquette sports information

MARK WADE

UNLV • 6-0 • San Pedro, CA

Through the 2005 season, held the NCAA season record for assists in 1987...Through the 2005 NCAA tournament, held the tournament series record for assists in 1987...Also held the tournament game record and the Final Four game record for assists with 18 against Indiana in 1987...Led all NCAA tournament players in assists and steals in 1987.

Year	Team													— 3-Point —				
	W-L	G	FG	FGA	FG%	FT	FTA	FT%	Reb.	Avg.	Ast.	Bk	St.	Pts.	Avg.			
1984	29-5	3	0	1	0.0	—	—	—	2	3	66.7	3	1.0	4	—	—	2	0.7
1985	Transferred from Oklahoma																	
1986	33-5	38	32	67	47.8	—	—	—	50	73	68.5	81	2.1	283	2	67	114	3.0
1987	37-2	38	60	142	42.3	22	60	36.7	38	49	77.6	103	2.7	406	2	83	180	4.7
3 yrs.	99-12	79	92	210	43.8	22	60	36.7	90	125	72.0	187	2.4	693	4	150	296	3.7

NCAA Tournament

Year	Team													— 3-Point —				
	W-L	G	FG	FGA	FG%	FT	FTA	FT%	Reb.	Avg.	Ast.	Bk	St.	Pts.	Avg.			
1986	2-1	3	2	6	33.3	—	—	—	1	4	25.0	6	2.0	32	0	6	5	1.7
1987	4-1	5	5	16	31.3	2	10	20.0	1	4	25.0	23	4.6	61	0	18	13	2.6
2 yrs.	6-1	8	7	22	31.8	2	10	20.0	2	8	25.0	29	3.6	93	0	24	18	2.3






Photo by Greg Cava

Photo from Bradley sports information




CHET WALKER
Bradley • 6-6 • Benton Harbor, MI

Unanimous first team all-American in 1962...Consensus first team all-American in 1961...
 Played on the postseason NIT title team in 1960.

Year	Team											
	W-L	G	FG	FGA	FG%	FT	FTA	FT%	RBs	Avg.	Pts.	Avg.
1960	27-2	29	244	436	56.0	144	234	61.5	388	13.4	632	21.8
1961	21-5	26	238	423	56.3	180	250	72.0	327	12.6	656	25.2
1962	21-7	26	268	500	53.6	151	236	64.0	321	12.3	687	26.4
3 yrs.	69-14	81	750	1359	55.2	475	720	66.0	1036	12.8	1975	24.4

Did not play in the NCAA tournament.

Photo from Providence sports information



JIM WALKER
Providence • 6-3 • Boston, MA


Unanimous first team all-American in 1967...Consensus first team all-American in 1966...Led
 the nation in scoring in 1967.

Year	Team											
	W-L	G	FG	FGA	FG%	FT	FTA	FT%	RBs	Avg.	Pts.	Avg.
1965	24-2	26	211	444	47.5	110	143	76.9	158	6.1	532	20.5
1966	22-5	27	248	488	50.8	166	215	77.2	182	6.7	662	24.5
1967	21-7	28	323	659	49.0	205	256	80.1	169	6.0	851	30.4
3 yrs.	67-14	81	782	1591	49.2	481	614	78.3	509	6.3	2045	25.2

NCAA Tournament

Year	Team											
	W-L	G	FG	FGA	FG%	FT	FTA	FT%	RBs	Avg.	Pts.	Avg.
1965	2-1	3	20	48	41.7	21	25	84.0	10	3.3	61	20.3
1966	0-1	1	8	16	50.0	3	6	50.0	6	6.0	19	19.0
2 yrs.	2-2	4	28	64	43.8	24	31	77.4	16	4.0	80	20.0

Photo from Kentucky sports information



KENNY "SKY" WALKER
Kentucky • 6-8 • Roberta, GA

Unanimous first team all-American in 1986...Consensus second team all-American in 1985...
 Through the 1998 NCAA tournament, held the tournament game record for field-goal percent-
 age with 100 percent (11 of 11) against Western Kentucky in 1986...Led all NCAA tournament
 players in scoring average in 1985, and in field-goal percentage in 1986.

Year	Team														
	W-L	G	FG	FGA	FG%	FT	FTA	FT%	Reb.	Avg.	Ast.	Bk	St.	Pts.	Avg.
1983	23-8	31	88	144	61.1	51	77	66.2	151	4.9	—	—	—	227	7.3
1984	29-5	34	171	308	55.5	80	109	73.4	200	5.9	44	—	—	422	12.4
1985	18-13	31	246	440	55.9	218	284	76.8	315	10.2	41	—	—	710	22.9
1986	32-4	36	260	447	58.2	201	263	76.4	276	7.7	50	43	46	721	20.0
4 yrs.	102-30	132	765	1339	57.1	550	733	75.0	942	7.1	135	43	46	2080	15.8

NCAA Tournament

Year	Team														
	W-L	G	FG	FGA	FG%	FT	FTA	FT%	Reb.	Avg.	Ast.	Bk	St.	Pts.	Avg.
1983	2-1	3	8	14	57.1	3	4	75.0	6	2.0	—	—	—	19	6.3
1984	3-1	4	12	26	46.2	13	14	92.9	19	4.8	10	—	—	37	9.3
1985	2-1	3	28	43	65.1	19	23	82.6	24	8.0	6	—	—	75	25.0
1986	3-1	4	35	50	70.0	24	32	75.0	32	8.0	7	4	4	94	23.5
4 yrs.	10-4	14	83	133	62.4	59	73	80.8	81	5.8	23	4	4	225	16.1

JOHN WALLACE

Syracuse • 6-8 • Rochester, NY

Consensus second team all-American in 1996...NCAA all-tournament team in 1996...Led all NCAA tournament players in points in 1996.

Year	Team		— 3-Point —															
	W-L	G	FG	FGA	FG%	FG	FGA	FG%	FT	FTA	FT%	Reb.	Avg.	Ast.	Bk	St.	Pts.	Avg.
1993	20-9	29	130	247	52.6	0	1	0.0	61	85	71.8	221	7.6	38	39	34	321	11.1
1994	23-7	30	164	290	56.6	0	2	0.0	121	159	76.1	270	9.0	50	52	28	449	15.0
1995	20-10	30	197	335	58.8	4	14	28.6	106	156	67.9	245	8.2	77	55	39	504	16.8
1996	29-9	38	293	599	48.9	37	88	42.0	222	291	76.3	329	8.7	90	63	44	845	22.2
4 yrs.	92-35	127	784	1471	53.3	41	105	39.0	510	691	73.8	1065	8.4	255	209	145	2119	16.7

NCAA Tournament

Year	Team		— 3-Point —															
	W-L	G	FG	FGA	FG%	FG	FGA	FG%	FT	FTA	FT%	Reb.	Avg.	Ast.	Bk	St.	Pts.	Avg.
1994	2-1	3	17	30	56.7	0	0	0.0	12	16	75.0	27	9.0	7	5	3	46	15.3
1995	1-1	2	19	27	70.4	1	1	100.0	14	21	66.7	15	7.5	9	0	4	53	26.5
1996	5-1	6	47	98	48.0	7	13	53.8	30	38	78.9	48	8.0	12	10	3	131	21.8
3 yrs.	8-3	11	83	155	53.5	8	14	57.1	56	75	74.7	90	8.2	28	15	10	230	20.9

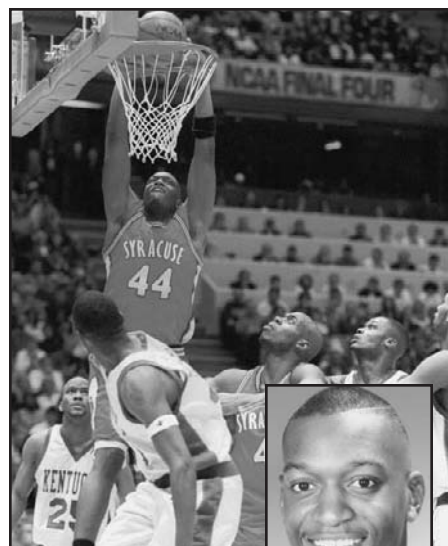


Photo by Rich Clarkson

BILL WALTON

UCLA • 6-11 • La Mesa, CA

Named player of the year by UPI and the USBWA in 1972, 1973 and 1974; and by AP in 1972 and 1973...Naismith Award winner in 1972, 1973 and 1974...Unanimous first team all-American in 1972, 1973 and 1974...Enshrined as a player into the Naismith Memorial Basketball Hall of Fame in 1993...First team academic all-American in 1972, 1973 and 1974...NCAA Silver Anniversary recipient in 1999...Through the 2005 season, held the NCAA game, NCAA tournament game and Final Four game records for field-goal percentage for players with at least 20 made with 95.5 percent (21 of 22) against Memphis on March 26, 1973...Named to the NCAA tournament all-decade team for the 1970s...NCAA tournament MVP in 1972 and 1973...NCAA all-tournament team in 1972, 1973 and 1974...Through the 2005 NCAA tournament, held the tournament career record for field-goal percentage...Led all NCAA tournament players in field-goal percentage and rebounding in 1972 and 1973...Played on the NCAA championship team in 1972 and 1973...Named to the ESPN Top 50 college players list of all-time in 2005...Named to the 50 greatest players list in NBA history in 1996.

Year	Team		— 3-Point —												
	W-L	G	FG	FGA	FG%	FT	FTA	FT%	RBs	Avg.	Pts.	Avg.			
1972	30-0	30	238	372	64.0	157	223	70.4	466	15.5	633	21.1			
1973	30-0	30	277	426	65.0	58	102	56.9	506	16.9	612	20.4			
1974	26-4	27	232	349	66.5	58	100	58.0	398	14.7	522	19.3			
3 yrs.	86-4	87	747	1147	65.1	273	425	64.2	1370	15.7	1767	20.3			

NCAA Tournament

Year	Team		— 3-Point —												
	W-L	G	FG	FGA	FG%	FT	FTA	FT%	RBs	Avg.	Pts.	Avg.			
1972	4-0	4	28	41	68.3	24	35	68.6	64	16.0	80	20.0			
1973	4-0	4	45	59	76.3	5	9	55.6	58	14.5	95	23.8			
1974	3-1	4	36	59	61.0	7	14	50.0	54	13.5	79	19.8			
3 yrs.	11-1	12	109	159	68.6	36	58	62.1	176	14.7	254	21.2			



Photo by Malcolm W. Emmons

HAKIM WARRICK

Syracuse • 6-8 • Philadelphia, PA

Consensus first team all-American in 2005.

Year	Team		— 3-Point —															
	W-L	G	FG	FGA	FG%	FG	FGA	FG%	FT	FTA	FT%	Reb.	Avg.	Ast.	Bk	St.	Pts.	Avg.
2002	23-13	35	95	172	55.2	1	2	50.0	23	60	38.3	168	4.8	18	22	20	214	6.1
2003	30-5	35	197	364	54.1	0	1	0.0	124	186	66.7	297	8.9	57	44	49	518	14.8
2004	23-8	31	222	434	51.2	0	6	0.0	171	247	69.2	266	8.6	82	35	29	615	19.8
2005	27-7	34	253	462	54.8	9	31	29.0	211	310	68.1	294	8.6	50	27	33	726	21.4
4 yrs.	103-33	135	767	1432	53.6	10	40	25.0	529	803	65.9	1025	7.6	207	128	131	2073	15.4

NCAA Tournament

Year	Team		— 3-Point —															
	W-L	G	FG	FGA	FG%	FG	FGA	FG%	FT	FTA	FT%	Reb.	Avg.	Ast.	Bk	St.	Pts.	Avg.
2003	6-0	6	26	50	52.0	0	0	0.0	21	29	72.4	33	5.5	14	9	5	73	12.2
2004	2-1	3	22	45	48.9	0	0	0.0	23	31	74.2	19	6.3	5	4	5	67	22.3
2005	0-1	1	8	16	50.0	0	1	0.0	5	5	100.0	12	12.0	1	0	1	21	21.0
3 yrs.	8-2	10	56	111	50.5	0	1	0.0	49	65	75.4	64	6.4	20	13	11	161	16.1






Photo from Syracuse sports information

Photo from American sports information



KERMIT WASHINGTON

American • 6-8 • Washington, DC

Consensus second team all-American in 1973...First team academic all-American in 1972 and 1973...NCAA Postgraduate Scholarship winner in 1973...One of only five players to average 20 points and 20 rebounds per game over his career...Through the 2005 season, held the NCAA season record for rebounds per game since 1973 with 20.4 in 1973...Led the nation in rebounding in 1972 and 1973.

Team												
Year	W-L	G	FG	FGA	FG%	FT	FTA	FT%	RBs	Avg.	Pts.	Avg.
1971	13-12	25	173	370	46.8	119	183	65.0	512	20.5	465	18.6
1972	16-8	23	193	355	54.4	96	144	66.7	455	19.8	482	21.0
1973	21-5	25	211	426	49.5	98	132	74.2	511	20.4	520	20.8
3 yrs.	50-25	73	577	1151	50.1	313	459	68.2	1478	20.2	1467	20.1

Did not play in the NCAA tournament.

Photo by Malcolm W. Emmons



RICH WASHINGTON

UCLA • 6-10 • Portland, OR


Consensus first team all-American in 1976...NCAA tournament MVP in 1975...NCAA all-tournament team in 1975...Led all NCAA tournament players in rebounds in 1975...Played on the NCAA championship team in 1975.

Team												
Year	W-L	G	FG	FGA	FG%	FT	FTA	FT%	RBs	Avg.	Pts.	Avg.
1974	26-4	24	41	80	51.3	17	34	50.0	66	2.8	99	4.1
1975	28-3	31	204	354	57.6	84	116	72.4	242	7.8	492	15.9
1976	27-5	32	276	538	51.3	92	125	73.6	274	8.6	644	20.1
3 yrs.	81-12	87	521	972	53.6	193	275	70.2	582	6.7	1235	14.2

NCAA Tournament

Team												
Year	W-L	G	FG	FGA	FG%	FT	FTA	FT%	RBs	Avg.	Pts.	Avg.
1974	3-1	3	6	9	66.7	0	2	0.0	7	2.3	12	4.0
1975	5-0	5	49	86	57.0	10	14	71.4	60	12.0	108	21.6
1976	4-1	5	39	80	48.8	11	16	68.8	32	6.4	89	17.8
3 yrs.	12-2	13	94	175	53.7	21	32	65.6	99	7.6	209	16.1

Photo from Southern Mississippi sports information



CLARENCE WEATHERSPOON

Southern Mississippi • 6-7 • Crawford, MS

Team													— 3-Point —					
Year	W-L	G	FG	FGA	FG%	FG	FGA	FG%	FT	FTA	FT%	Reb.	Avg.	Ast.	Bk	St.	Pts.	Avg.
1989	10-17	27	152	279	54.5	1	3	33.3	92	156	59.0	289	10.7	30	44	31	397	14.7
1990	20-12	32	205	339	60.5	0	2	0.0	159	230	69.1	371	11.6	28	45	35	569	17.8
1991	21-8	29	195	331	58.9	7	14	50.0	120	161	74.5	355	12.2	66	60	42	517	17.8
1992	13-16	29	246	437	56.3	24	53	45.3	131	194	67.5	305	10.5	47	78	47	647	22.3
4 yrs.	64-53	117	798	1386	57.6	32	72	44.4	502	741	67.7	1320	11.3	171	227	155	2130	18.2

NCAA Tournament

Team													— 3-Point —					
Year	W-L	G	FG	FGA	FG%	FG	FGA	FG%	FT	FTA	FT%	Reb.	Avg.	Ast.	Bk	St.	Pts.	Avg.
1990	0-1	1	6	11	54.5	0	0	0.0	4	7	57.1	14	14.0	1	1	1	16	16.0
1991	0-1	1	10	16	62.5	0	1	0.0	1	3	33.3	12	12.0	3	2	0	21	21.0
2 yrs.	0-2	2	16	27	59.3	0	1	0.0	5	10	50.0	26	13.0	4	3	1	37	18.5

MAYCE "CHRIS" WEBBER

Michigan • 6-9 • Detroit, MI

Unanimous first team all-American in 1993...NCAA all-tournament team in 1992 and 1993...
Led all NCAA tournament players in rebounding and blocked shots in 1992 and 1993.

Year	Team		— 3-Point —															
	W-L	G	FG	FGA	FG%	FG	FGA	FG%	FT	FTA	FT%	Reb.	Avg.	Ast.	Bk	St.	Pts.	Avg.
1992	25-9	34	229	412	55.6	14	54	25.9	56	113	49.6	340	10.0	76	84	54	528	15.5
1993	31-5	36	281	454	61.9	27	80	33.8	101	183	55.2	362	10.1	90	91	49	690	19.2
2 yrs.	56-14	70	510	866	58.9	41	134	30.6	157	296	53.0	702	10.0	166	175	103	1218	17.4

NCAA Tournament

Year	Team		— 3-Point —															
	W-L	G	FG	FGA	FG%	FG	FGA	FG%	FT	FTA	FT%	Reb.	Avg.	Ast.	Bk	St.	Pts.	Avg.
1992	5-1	6	41	67	61.2	2	8	25.0	14	28	50.0	58	9.7	14	17	10	98	16.3
1993	5-1	6	49	82	59.8	1	6	16.7	16	28	57.1	68	11.3	10	15	9	115	19.2
2 yrs.	10-2	12	90	149	60.4	3	14	21.4	30	56	53.6	126	10.5	24	32	19	213	17.8




Photo by Bob Kaimbach

NICK WERKMAN

Seton Hall • 6-3 • Trenton, NJ

Led the nation in scoring in 1963.

Year	Team														
	W-L	G	FG	FGA	FG%	FT	FTA	FT%	RBs	Avg.	Pts.	Avg.			
1962	15-9	24	271	563	48.1	251	347	72.3	413	17.2	793	33.0			
1963	16-7	22	221	502	44.0	208	325	64.0	278	12.6	650	29.5			
1964	13-12	25	320	734	43.6	190	308	61.7	345	13.8	830	33.2			
3 yrs.	44-28	71	812	1799	45.1	649	980	66.2	1036	14.6	2273	32.0			

Did not play in the NCAA tournament.




Photo from Seton Hall sports information

DAVID WEST

Xavier • 6-9 • Garner, NC

Named player of the year by AP and the USBWA in 2003...Unanimous first team all-American in 2003...Consensus second team all-American in 2002.

Year	Team		— 3-Point —															
	W-L	G	FG	FGA	FG%	FG	FGA	FG%	FT	FTA	FT%	Reb.	Avg.	Ast.	Bk	St.	Pts.	Avg.
2000	21-12	33	143	269	53.2	0	0	0.0	100	150	66.7	301	9.1	57	35	52	386	11.7
2001	21-8	29	174	316	55.1	0	1	0.0	168	227	74.0	316	10.9	58	61	42	516	17.8
2002	26-6	32	196	366	53.6	9	28	32.1	185	241	76.8	313	9.8	50	80	38	586	18.3
2003	26-6	32	213	415	51.3	9	26	34.6	209	255	82.0	379	11.8	102	52	42	644	20.1
4 yrs.	94-32	126	726	1366	53.1	18	55	32.7	662	873	75.8	1309	10.4	267	228	174	2132	16.9

NCAA Tournament

Year	Team		— 3-Point —															
	W-L	G	FG	FGA	FG%	FG	FGA	FG%	FT	FTA	FT%	Reb.	Avg.	Ast.	Bk	St.	Pts.	Avg.
2001	0-1	1	8	14	57.1	0	0	0.0	3	4	75.0	8	8.0	1	1	5	19	19.0
2002	1-1	2	11	24	45.8	1	4	25.0	8	12	66.7	19	9.5	3	6	1	31	15.5
2003	1-1	2	11	26	42.3	0	0	0.0	12	16	75.0	17	8.5	4	3	3	34	17.0
3 yrs.	2-3	5	30	64	46.9	1	4	25.0	23	32	71.9	44	8.8	8	10	9	84	16.8





Photo from Xavier sports information

Photo from Texas Southern sports information



FRED WEST



Texas Southern • 6-9 • Tyler, TX

Year	Team					— 3-Point —			FT	FTA	FT%	Reb.	Avg.	Ast.	Bk	St.	Pts.	Avg.
	W-L	G	FG	FGA	FG%	FG	FGA	FG%										
1987	11-11	29	163	387	42.1	18	56	32.1	52	77	67.5	287	9.9	40	52	26	396	13.7
1988	21-8	29	231	487	47.4	17	41	41.5	97	134	72.4	322	11.1	24	53	30	576	19.9
1989	17-13	30	219	452	48.5	4	21	19.0	111	147	75.5	276	9.2	54	90	21	553	18.4
1990	19-12	30	218	444	49.1	19	57	33.3	86	112	76.8	251	8.4	42	44	27	541	18.0
4 yrs.	68-44	118	831	1770	46.9	58	175	33.1	346	470	73.6	1136	9.6	160	239	104	2066	17.5

NCAA Tournament

Year	Team					— 3-Point —			FT	FTA	FT%	Reb.	Avg.	Ast.	Bk	St.	Pts.	Avg.
	W-L	G	FG	FGA	FG%	FG	FGA	FG%										
1990	0-1	1	7	23	30.4	2	12	16.7	1	3	33.3	7	7.0	2	1	2	17	17.0

Photo from Hixcox Library



JERRY WEST

West Virginia • 6-3 • Cabin Creek, WV


Unanimous first team all-American in 1959 and 1960...Enshrined as a player into the Naismith Memorial Basketball Hall of Fame in 1979...USA Olympic team member in 1960...Named to the NCAA tournament all-decade team for the 1950s...NCAA tournament MVP in 1959...NCAA all-tournament team in 1959...Through the 2005 NCAA tournament, held the tournament series record for free throws attempted in 1959...Also shared the Final Four game record for free throws attempted with 20 against Louisville in 1959...Led all NCAA tournament players in scoring in 1959 and 1960, and rebounds in 1959...Named to the ESPN Top 50 college players list of all-time in 2005...Named to the 50 greatest players list in NBA history in 1996.

Year	Team					FT	FTA	FT%	RBs	Avg.	Pts.	Avg.
	W-L	G	FG	FGA	FG%							
1958	26-2	28	178	359	49.6	142	194	73.2	311	11.1	498	17.8
1959	29-5	34	340	656	51.8	223	320	69.7	419	12.3	903	26.6
1960	26-5	31	325	645	50.4	258	337	76.6	510	16.5	908	29.3
3 yrs.	81-12	93	843	1660	50.8	623	851	73.2	1240	13.3	2309	24.8

NCAA Tournament

Year	Team					FT	FTA	FT%	RBs	Avg.	Pts.	Avg.
	W-L	G	FG	FGA	FG%							
1958	0-1	1	5	12	41.7	0	1	0.0	4	4.0	10	10.0
1959	4-1	5	57	105	54.3	46	71	64.8	73	14.6	160	32.0
1960	2-1	3	35	77	45.5	35	42	83.3	47	15.7	105	35.0
3 yrs.	6-3	9	97	194	50.0	81	114	71.1	124	13.8	275	30.6

Photo from Kansas sports information



JO JO WHITE

Kansas • 6-3 • St. Louis, MO

Consensus second team all-American in 1968 and 1969...USA Olympic team member in 1968.

Year	Team					FT	FTA	FT%	RBs	Avg.	Pts.	Avg.
	W-L	G	FG	FGA	FG%							
1966	23-4	9	44	112	39.3	14	26	53.8	68	7.6	102	11.3
1967	23-4	27	170	416	40.9	59	72	81.9	150	5.6	399	14.8
1968	22-8	30	188	462	40.7	83	115	72.2	107	3.6	459	15.3
1969	20-7	18	134	286	46.9	58	79	73.4	84	4.7	326	18.1
4 yrs.	88-23	84	536	1276	42.0	214	292	73.3	409	4.9	1286	15.3

NCAA Tournament

Year	Team					FT	FTA	FT%	RBs	Avg.	Pts.	Avg.
	W-L	G	FG	FGA	FG%							
1966	1-1	2	11	31	35.5	7	8	87.5	18	9.0	29	14.5
1967	1-1	2	20	46	43.5	0	0	0.0	8	4.0	40	20.0
2 yrs.	2-2	4	31	77	40.3	7	8	87.5	26	6.5	69	17.3

SIDNEY WICKS

UCLA • 6-8 • Los Angeles, CA

Named player of the year by the USBWA in 1971...Unanimous first team all-American in 1971...Consensus second team all-American in 1970...First team academic all-American in 1971...Named to the NCAA tournament all-decade team for the 1970s...NCAA tournament MVP in 1970...NCAA all-tournament team in 1970 and 1971...Led all NCAA tournament players in rebounds in 1971...Played on the NCAA championship teams in 1969, 1970 and 1971... Named to the ESPN Top 50 college players list of all-time in 2005.

Year	Team											
	W-L	G	FG	FGA	FG%	FT	FTA	FT%	RBs	Avg.	Pts.	Avg.
1969	29-1	30	84	193	43.5	58	100	58.0	153	5.1	226	7.5
1970	28-2	30	221	415	53.3	117	185	63.2	357	11.9	559	18.6
1971	29-1	30	244	466	52.4	150	227	66.1	384	12.8	638	21.3
3 yrs.	86-4	90	549	1074	51.1	325	512	63.5	894	9.9	1423	15.8

NCAA Tournament

Year	Team											
	W-L	G	FG	FGA	FG%	FT	FTA	FT%	RBs	Avg.	Pts.	Avg.
1969	4-0	4	3	9	33.3	8	14	57.1	7	1.8	14	3.5
1970	4-0	4	33	49	67.3	19	29	65.5	53	13.3	85	21.3
1971	4-0	4	19	45	42.2	22	31	71.0	52	13.0	60	15.0
3 yrs.	12-0	12	55	103	53.4	49	74	66.2	112	9.3	159	13.3




Photo by Malcolm W. Emmons

MURRAY WIER

Iowa • 5-9 • Muscatine, IA

Consensus first team all-American in 1948...Led the nation in scoring in 1948.

Year	Team											
	W-L	G	FG	FGA	FG%	FT	FTA	FT%	Pts.	Avg.		
1945	17-1	17	58			18	33	54.5	134	7.9		
1946	14-4	18	57			39	62	62.9	153	8.5		
1947	12-7	18	105	348	30.2	62	93	66.7	272	15.1		
1948	15-4	19	152	429	35.4	95	136	69.9	399	21.0		
4 yrs.	58-16	72	372			214	324	66.0	958	13.3		

Did not play in the NCAA tournament.




Photo from Iowa sports information

LEN WILKENS

Providence • 6-0 • Brooklyn, NY

Consensus second team all-American in 1960...Enshrined as a player into the Naismith Memorial Basketball Hall of Fame in 1989...Named to the 50 greatest players list in NBA history in 1996.

Year	Team											
	W-L	G	FG	FGA	FG%	FT	FTA	FT%	RBs	Avg.	Pts.	Avg.
1958	18-6	24	137	316	43.4	84	130	64.6	190	7.9	358	14.9
1959	20-7	27	167	390	42.8	89	144	61.8	188	7.0	423	15.7
1960	24-5	29	157	362	43.4	98	140	70.0	205	7.1	412	14.2
3 yrs.	62-18	80	461	1068	43.2	271	414	65.5	583	7.3	1193	14.9

Did not play in the NCAA tournament.





Photo from Providence sports information

Photo from UCLA sports information



KEITH WILKES (JAMAAL WILKES)

UCLA • 6-7 • Santa Barbara, CA



Unanimous first team all-American in 1974...Consensus first team all-American in 1973...First team academic all-American in 1972, 1973 and 1974...Named to the NCAA tournament all-decade team for the 1970s...NCAA all-tournament team in 1972...Played on the NCAA championship team in 1972 and 1973.

Year	Team												
	W-L	G	FG	FGA	FG%	FT	FTA	FT%	RBs	Avg.	Pts.	Avg.	
1972	30-0	30	171	322	53.1	64	92	69.6	245	8.2	406	13.5	
1973	30-0	30	200	381	52.5	43	66	65.2	220	7.3	443	14.8	
1974	26-4	30	209	426	49.1	82	94	87.2	198	6.6	500	16.7	
3 yrs.	86-4	90	580	1129	51.4	189	252	75.0	663	7.4	1349	15.0	

NCAA Tournament

Year	Team												
	W-L	G	FG	FGA	FG%	FT	FTA	FT%	RBs	Avg.	Pts.	Avg.	
1972	4-0	4	24	49	49.0	11	13	84.6	35	8.8	59	14.8	
1973	4-0	4	25	51	49.0	3	4	75.0	24	6.0	53	13.3	
1974	3-1	4	31	70	44.3	6	6	100.0	27	6.8	68	17.0	
3 yrs.	11-1	12	80	170	47.1	20	23	87.0	86	7.2	180	15.0	

Photo from Maryland sports information



BUCK WILLIAMS

Maryland • 6-8 • Rocky Mount, NC


USA Olympic team member in 1980.

Year	Team												
	W-L	G	FG	FGA	FG%	FT	FTA	FT%	Reb.	Avg.	Pts.	Avg.	
1979	19-11	30	120	206	58.3	60	109	55.0	323	10.8	300	10.0	
1980	24-7	24	143	236	60.6	85	128	66.4	242	10.4	371	15.5	
1981	21-10	31	183	283	64.7	116	182	63.7	363	11.7	482	15.5	
3 yrs.	64-28	85	446	725	61.5	261	419	62.3	928	10.9	1153	13.6	

NCAA Tournament

Year	Team												
	W-L	G	FG	FGA	FG%	FT	FTA	FT%	Reb.	Avg.	Pts.	Avg.	
1980	1-1	2	16	23	69.6	5	10	50.0	24	12.0	37	18.5	
1981	1-1	2	10	16	62.5	9	12	75.0	26	13.0	29	14.5	
2 yrs.	2-2	4	26	39	66.7	14	22	63.6	50	12.5	66	16.5	

Photo from Portland State sports information



FREEMAN WILLIAMS

Portland State • 6-4 • Los Angeles, CA

Consensus second team all-American in 1978...Led the nation in scoring in 1977 and 1978.

Year	Team												
	W-L	G	FG	FGA	FG%	FT	FTA	FT%	RBs	Avg.	Pts.	Avg.	
1975	18-8	26	186	435	42.8	64	81	79.0	89	3.4	436	16.8	
1976	17-10	27	356	781	45.6	122	155	78.7	111	4.1	834	30.9	
1977	16-10	26	417	838	49.8	176	221	79.6	126	4.8	1010	38.8	
1978	14-13	27	410	872	47.0	149	191	78.0	132	4.9	969	35.9	
4 yrs.	65-41	106	1369	2926	46.8	511	648	78.9	458	4.3	3249	30.7	

Did not play in the NCAA tournament.

HERB WILLIAMS

Ohio State • 6-10 • Columbus, OH

Team												
Year	W-L	G	FG	FGA	FG%	FT	FTA	FT%	RBs	Avg.	Pts.	Avg.
1978	16-11	27	196	407	48.2	60	91	65.9	308	11.4	452	16.7
1979	19-12	31	253	483	52.4	111	166	66.9	325	10.5	617	19.9
1980	21-8	29	206	415	49.6	97	147	66.0	263	9.1	509	17.6
1981	14-13	27	179	368	48.6	75	109	68.8	215	8.0	433	16.0
3 yrs.	70-44	114	834	1673	49.9	343	513	66.9	1111	9.7	2011	17.6

NCAA Tournament

Team												
Year	W-L	G	FG	FGA	FG%	FT	FTA	FT%	RBs	Avg.	Pts.	Avg.
1980	1-1	2	13	31	41.9	9	14	64.3	19	9.5	35	17.5




Photo from Ohio State sports information

JASON WILLIAMS (JAY WILLIAMS)

Duke • 6-2 • Plainfield, NJ

Named player of the year by the USBWA in 2001 and 2002; and player of the year by AP and the NABC in 2002...Wooden Award winner in 2002...Naismith Award winner in 2002... Unanimous first team all-American in 2001 and 2002...NCAA all-tournament team in 2001... Through the 2005 NCAA tournament, held the tournament career record for three-point field goals attempted...Also held the tournament series record for three-point field goals attempted in 2001...Led all NCAA tournament players in scoring, three-point field goals made and assists in 2001...Played on the NCAA championship team in 2001.

Team													— 3-Point —					
Year	W-L	G	FG	FGA	FG%	FG	FGA	FG%	FT	FTA	FT%	Reb.	Avg.	Ast.	Bk	St.	Pts.	Avg.
2000	29-5	34	179	427	41.9	73	206	35.4	61	89	68.5	143	4.2	220	6	81	492	14.5
2001	35-4	39	285	603	47.3	132	309	42.7	139	211	65.9	128	3.3	237	5	78	841	21.6
2002	31-4	35	249	545	45.7	108	282	38.3	140	207	67.6	124	3.5	187	3	76	746	21.3
3 yrs.	95-13	108	713	1575	45.3	313	797	39.3	340	507	67.1	395	3.7	644	14	235	2079	19.3

NCAA Tournament

Team													— 3-Point —					
Year	W-L	G	FG	FGA	FG%	FG	FGA	FG%	FT	FTA	FT%	Reb.	Avg.	Ast.	Bk	St.	Pts.	Avg.
2000	2-1	3	15	46	32.6	4	22	18.2	3	5	60.0	17	5.7	20	0	9	37	12.3
2001	6-0	6	52	113	46.0	23	66	34.8	27	37	73.0	20	3.3	31	0	14	154	25.7
2002	2-1	3	18	48	37.5	9	24	37.5	7	11	63.6	10	3.3	15	0	8	52	17.3
3 yrs.	10-2	12	85	207	41.1	36	112	32.1	37	53	69.8	47	3.9	66	0	31	243	20.3




Photo from Duke sports information

REGGIE WILLIAMS

Georgetown • 6-7 • Baltimore, MD

Unanimous first team all-American in 1987...Led all NCAA tournament players in free-throw percentage in 1987...Played on the NCAA championship team in 1984.

Team													— 3-Point —					
Year	W-L	G	FG	FGA	FG%	FG	FGA	FG%	FT	FTA	FT%	Reb.	Avg.	Ast.	Bk	St.	Pts.	Avg.
1984	24-3	37	130	300	43.3	—	—	—	76	99	76.8	131	3.5	83	—	—	336	9.1
1985	35-3	35	168	332	50.6	—	—	—	80	106	75.5	200	5.7	83	—	—	416	11.9
1986	24-8	32	227	430	52.8	—	—	—	109	149	73.2	261	8.2	69	15	48	563	17.6
1987	29-5	34	284	589	48.2	78	202	38.6	156	194	80.4	294	8.6	92	19	71	802	23.6
4 yrs.	122-19	138	809	1651	49.0	78	202	38.6	421	548	76.8	886	6.4	327	34	119	2117	15.3

NCAA Tournament

Team													— 3-Point —					
Year	W-L	G	FG	FGA	FG%	FG	FGA	FG%	FT	FTA	FT%	Reb.	Avg.	Ast.	Bk	St.	Pts.	Avg.
1984	5-0	5	18	39	46.2	—	—	—	6	8	75.0	15	3.0	9	—	—	42	8.4
1985	5-1	6	29	55	52.7	—	—	—	19	22	86.4	30	5.0	16	—	—	77	12.8
1986	1-1	2	16	32	50.0	—	—	—	5	8	62.5	11	5.5	3	0	2	37	18.5
1987	3-1	4	33	77	42.9	11	32	34.4	27	30	90.0	38	9.5	11	3	10	104	26.0
4 yrs.	13-3	17	96	203	47.3	11	32	34.4	57	68	83.8	94	5.5	39	3	12	260	15.3






Photo by Malcolm W. Emmons

Photo from Arkansas sports information



CORLISS WILLIAMSON

Arkansas • 6-7 • Russellville, AR



Consensus second team all-American in 1994 and 1995...NCAA tournament MVP in 1994... NCAA all-tournament team in 1994 and 1995...Led all NCAA tournament players in field-goal percentage in 1993, and in points in 1995...Played on the NCAA championship team in 1994.

Year	Team					— 3-Point —			FT	FTA	FT%	Reb.	Avg.	Ast.	Bk	St.	Pts.	Avg.
	W-L	G	FG	FGA	FG%	FG	FGA	FG%										
1993	22-9	18	101	176	57.4	0	0	0.0	61	98	62.2	92	5.1	30	22	7	263	14.6
1994	31-3	34	273	436	62.6	0	0	0.0	149	213	70.0	262	7.7	74	39	39	695	20.4
1995	32-7	39	283	515	55.0	1	6	16.7	203	304	66.8	293	7.5	89	33	67	770	19.7
3 yrs.	85-19	91	657	1127	58.3	1	6	16.7	413	615	67.2	647	7.1	193	94	113	1728	19.0

NCAA Tournament

Year	Team					— 3-Point —			FT	FTA	FT%	Reb.	Avg.	Ast.	Bk	St.	Pts.	Avg.
	W-L	G	FG	FGA	FG%	FG	FGA	FG%										
1993	2-1	3	19	25	76.0	0	0	0.0	10	17	58.8	10	3.3	6	2	1	48	16.0
1994	6-0	6	55	89	61.8	0	0	0.0	20	28	71.4	49	8.2	20	14	11	130	21.7
1995	5-1	6	49	93	52.7	0	0	0.0	27	37	73.0	52	8.7	16	1	13	125	20.8
3 yrs.	13-2	15	123	207	59.4	0	0	0.0	57	82	69.5	111	7.4	42	17	25	303	20.2

Photo by Sai Palazzo




GARY WINTON

Army • 6-5 • Somersville, AL

Year	Team					FT	FTA	FT%	RBs	Avg.	Pts.	Avg.
	W-L	G	FG	FGA	FG%							
1975	3-22	24	201	343	58.6	70	127	55.1	315	13.1	472	19.7
1976	11-14	25	238	389	61.2	74	143	51.7	267	10.7	550	22.0
1977	20-8	28	269	460	58.5	92	202	45.5	297	10.6	630	22.5
1978	19-9	28	276	453	60.9	92	176	52.3	289	10.3	644	23.0
4 yrs.	53-53	105	984	1645	59.8	328	648	50.6	1168	11.1	2296	21.9

Did not play in the NCAA tournament.

Photo from Hebard Book Collection, University of Wyoming



LES WITTE

Wyoming • 6-0 • Lincoln, NE

Consensus first team all-American in 1932 and 1934.

Year	Team					FT	FTA	FT%	Pts.	Avg.
	W-L	G	FG	FGA	FG%					
1931	19-4	23							274	11.9
1932	18-2	20							238	11.9
1933	18-5	23							234	10.2
1934	26-3	27							323	12.0
4 yrs.	81-14	93							1069	11.5

Did not play in the NCAA tournament.

AL WOOD

North Carolina • 6-6 • Gray, GA

Consensus second team all-American in 1981...USA Olympic team member in 1980...NCAA all-tournament team in 1981...Led all NCAA tournament players in scoring in 1981.

Team														
Year	W-L	G	FG	FGA	FG%	FT	FTA	FT%	Reb.	Avg.	Pts.	Avg.		
1978	23-8	31	125	207	60.4	31	43	72.1	121	3.9	281	9.1		
1979	23-6	29	210	367	57.2	95	125	76.0	119	4.1	515	17.8		
1980	21-8	29	216	378	57.1	118	154	76.6	151	5.2	550	19.0		
1981	29-8	37	274	522	52.5	121	156	77.6	233	6.3	669	18.1		
4 yrs.	96-30	126	825	1474	56.0	365	478	76.4	624	5.0	2015	16.0		

NCAA Tournament

Team														
Year	W-L	G	FG	FGA	FG%	FT	FTA	FT%	Reb.	Avg.	Pts.	Avg.		
1978	0-1	1	3	9	33.3	0	0	0.0	5	5.0	6	6.0		
1979	0-1	1	9	19	47.4	2	3	66.7	4	4.0	20	20.0		
1980	0-1	1	9	19	47.4	8	12	66.7	9	9.0	26	26.0		
1981	4-1	5	44	73	60.3	21	28	75.0	48	9.6	109	21.8		
4 yrs.	4-4	8	65	120	54.2	31	43	72.1	66	8.3	161	20.1		




Photo from North Carolina sports information

LEON WOOD

Cal St. Fullerton • 6-4 • Santa Monica, CA

Consensus second team all-American in 1984...USA Olympic team member in 1984.

Team														
Year	W-L	G	FG	FGA	FG%	FT	FTA	FT%	Reb.	Avg.	Ast.	Pts.	Avg.	
1980	12-15	24	43	111	38.7	19	26	73.1	6	0.3	—	105	4.4	
1981	Transferred from Arizona													
1982	18-14	32	222	448	49.6	187	229	81.7	57	1.8	—	631	19.7	
1983	21-8	29	178	378	47.1	142	180	78.9	72	2.5	—	498	17.2	
1984	17-13	30	254	540	47.0	211	257	82.1	78	2.6	188	71.9		
4 yrs.	68-50	115	697	1477	47.2	559	692	80.8	213	1.9	188	1953		

Did not play in the NCAA Tournament.




Photo from Cal State Fullerton sports information

JOHN WOODEN

Purdue • 5-10 • Martinsville, IN

Consensus first team all-American in 1930, 1931 and 1932...Enshrined as a player into the Naismith Memorial Basketball Hall of Fame in 1961...Named to the ESPN Top 50 college players list of all-time in 2005.

Team														
Year	W-L	G	FG	FGA	FG%	FT	FTA	FT%	Pts.	Avg.				
1930	13-2	13	45			26			116	8.9				
1931	12-5	17	53			34	49	69.4	140	8.2				
1932	17-1	18	79			61	86	70.9	219	12.2				
3 yrs.	42-8	48	177			121			475	9.9				

Did not play in the NCAA tournament.





Photo from Purdue sports information

Photo from North Carolina sports information



JAMES WORTHY
North Carolina • 6-9 • Gastonia, NC

Consensus first team all-American in 1982...Enshrined as a player into the Naismith Memorial Basketball Hall of Fame in 2003...Named to the NCAA tournament all-decade team for the 1980s...NCAA tournament MVP in 1982...NCAA all-tournament team in 1982...Played on the NCAA championship team in 1982...Named to the ESPN Top 50 college players list of all-time in 2005...Named to the 50 greatest players list in NBA history in 1996.


Team												
Year	W-L	G	FG	FGA	FG%	FT	FTA	FT%	RBs	Avg.	Pts.	Avg.
1980	21-8	14	74	126	58.7	27	45	60.0	104	7.4	175	12.5
1981	29-8	36	208	416	50.0	96	150	64.0	301	8.4	512	14.2
1982	32-2	34	203	354	57.3	126	187	67.4	215	6.3	532	15.6
3 yrs.	82-18	84	485	896	54.1	249	382	65.2	620	7.4	1219	14.5

NCAA Tournament

Team												
Year	W-L	G	FG	FGA	FG%	FT	FTA	FT%	RBs	Avg.	Pts.	Avg.
1981	4-1	5	23	51	45.1	20	32	62.5	30	6.0	66	13.2
1982	5-0	5	34	55	61.8	19	26	73.1	25	5.0	87	17.4
2 yrs.	9-1	10	57	106	53.8	39	58	67.2	55	5.5	153	15.3

Did not participate in the 1980 tournament.

Photo from Pacific sports information




LEROY WRIGHT
Pacific • 6-8 • Rockdale, TX

Led the nation in rebounding in 1959 and 1960.

Team												
Year	W-L	G	FG	FGA	FG%	FT	FTA	FT%	RBs	Avg.	Pts.	Avg.
1958	9-15	24	124	352	35.2	69	114	60.5	410	17.1	317	13.2
1959	11-15	26	152	396	38.4	82	164	50.0	652	25.1	386	14.8
1960	9-17	17	110	250	44.0	51	113	45.1	380	22.4	271	15.9
3 yrs.	29-47	67	386	998	38.7	202	391	51.7	1442	21.5	974	14.5

Did not play in the NCAA tournament.

Photo from Stanford sports information



GEORGE YARDLEY
Stanford • 6-5 • Hollywood, CA

Enshrined as a player into the Naismith Memorial Basketball Hall of Fame in 1996.

Team												
Year	W-L	G	FG	FGA	FG%	FT	FTA	FT%	Pts.	Avg.		
1948	14-11	18	22			8	20	40.0	52	2.9		
1949	19-9	28	126	377	33.4	93	131	71.0	345	12.3		
1950	11-14	25	164	452	36.3	95	130	73.1	423	16.9		
3 yrs.	44-34	71	312			196	281	69.8	820	11.5		

Did not play in the NCAA tournament.

JEWELL YOUNG

Purdue • 6-0 • Lafayette, IN

Consensus first team all-American in 1937 and 1938.

Year	Team		G	FG	FGA	FG%	FT	FTA	FT%	Pts.	Avg.
	W-L										
1936	16-4		20	74		29	43	67.4	177	8.9	
1937	15-5		20	97		49	65	75.4	243	12.2	
1938	18-2		20	117		55	73	75.3	289	14.5	
3 yrs.	49-11		60	288		133	181	73.5	709	11.8	

Did not play in the NCAA tournament.




Photo from Purdue sports information

RICH YUNKUS

Georgia Tech • 6-9 • Benton, IL

First team academic all-American in 1969, 1970 and 1971.

Year	Team		G	FG	FGA	FG%	FT	FTA	FT%	RBs	Avg.	Pts.	Avg.
	W-L												
1969	12-13		25	243	465	52.3	117	156	75.0	276	11.0	603	24.1
1970	17-10		27	317	568	55.8	180	217	82.9	323	12.0	814	30.1
1971	23-9		32	314	691	45.4	187	241	77.6	356	11.1	815	25.5
3 yrs.	52-32		84	874	1724	50.7	484	614	78.8	955	11.4	2232	26.6

Did not play in the NCAA tournament.




Photo from Georgia Tech sports information

Player Index by School

School	Name	Years	School	Name	Years
Akron	Joe Jakubick	1981-84	Dartmouth	Gus Broberg	1939-41
Alabama	Jerry Harper	1953-56	Davidson	Fred Hetzel	1963-65
Alabama	Reggie King	1976-79	Dayton	Don May	1966-68
Alabama	Antonio McDyess	1994-95	Delaware St.	Tom Davis	1988-91
Alabama A&M	Desmond Cambridge	1999-2002	Denver	Vince Boryla	1945-46, 49
Alabama St.	Steve Rogers	1990-92	DePaul	Mark Aguirre	1979-81
Albertson	Elgin Baylor	1955	DePaul	Terry Cummings	1980-82
Alliant Int'l	Kevin Bradshaw	1990-91	DePaul	George Mikan	1943-46
American	Kermit Washington	1971-73	Detroit	Dave DeBusschere	1960-62
Arizona	Mike Bibby	1997-98	Detroit	Spencer Haywood	1969
Arizona	Bob Elliott	1974-77	Drexel	Malik Rose	1993-96
Arizona	Sean Elliott	1986-89	Duke	Mike Armstrong	1974-77
Arizona	Richard Jefferson	1999-2001	Duke	Shane Battier	1998-2001
Arizona	Steve Kerr	1984-86, 88	Duke	Carlos Boozer	2000-02
Arizona	Miles Simon	1995-98	Duke	Elton Brand	1998-99
Arizona	Damon Stoudamire	1992-95	Duke	Chris Carrawell	1997-2000
Arizona	Jason Terry	1996-99	Duke	Johnny Dawkins	1983-86
Arizona	Leon Wood	1980	Duke	Danny Ferry	1986-89
Arizona St.	Alton Lister	1979-81	Duke	Mike Gminski	1977-80
Arkansas	Joe Kleine	1983-85	Duke	Dick Groat	1950-52
Arkansas	Sidney Moncrief	1976-79	Duke	Art Heyman	1961-63
Arkansas	Alvin Robertson	1982-84	Duke	Grant Hill	1991-94
Arkansas	Corliss Williamson	1993-95	Duke	Bobby Hurley	1990-93
Army	Gary Winton	1975-78	Duke	Christian Laettner	1989-92
Auburn	Charles Barkley	1982-84	Duke	J.J. Redick	2003-05
			Duke	Bob Verga	1965-67
Baylor	Lawrence Roberts	2002-03	Duke	Jason Williams	2000-02
Bethune-Cookman	Kevin Bradshaw	1984-85	Duquesne	Si Green	1954-56
Boston College	Danya Abrams	1994-97	Duquesne	Dick Ricketts	1952-55
Boston College	Troy Bell	2000-03			
Boston U.	Tunji Awojobi	1994-97	Eastern Ill.	Henry Domercant	2000-03
Bowling Green	Howard Komives	1962-64	Eastern Mich.	George Gervin	1971-72
Bowling Green	Nate Thurmond	1961-63			
Bradley	Hersey Hawkins	1985-88	Florida St.	Dave Cowens	1968-70
Bradley	Paul Unruh	1947-50	Fordham	Ed Conlin	1952-55
Bradley	Chet Walker	1960-62	Furman	Darrell Floyd	1954-56
Brigham Young	Danny Ainge	1978-81	Furman	Jonathon Moore	1977-80
Brigham Young	Kresimir Cosic	1971-73	Furman	Frank Selvy	1952-54
Brigham Young	Michael Smith	1984, 87-89			
Butler	Darrin Fitzgerald	1984-87	George Mason	Kenny Sanders	1986-89
			George Washington	Joe Holup	1953-56
California	Shareef Abdur-Rahim	1996	Georgetown	Patrick Ewing	1982-85
California	Darrall Imhoff	1958-60	Georgetown	Eric Floyd	1979-82
California	Jason Kidd	1993-94	Georgetown	Allen Iverson	1995-96
Cal St. Fullerton	Leon Wood	1982-84	Georgetown	Alonzo Mourning	1989-92
Cameron	Avery Johnson	1985	Georgetown	Charles E. Smith IV	1986-89
Centenary (La.)	Willie Jackson	1981-84	Georgetown	Reggie Williams	1984-87
Centenary (La.)	Ronnie McCollum	1998-2001	Georgia	Willie Anderson	1985-88
Central Conn. St.	Keith Closs	1995-96	Georgia	Vern Fleming	1981-84
Central Mich.	Daniel Majerle	1985-88	Georgia	Alec Kessler	1987-90
Cincinnati	Ron Bonham	1962-64	Georgia Tech	Kenny Anderson	1990-91
Cincinnati	Danny Fortson	1995-97	Georgia Tech	Roger Kaiser	1959-61
Cincinnati	Steve Logan	1999-2002	Georgia Tech	Stephon Marbury	1996
Cincinnati	Kenyon Martin	1997-2000	Georgia Tech	Rich Yunkus	1969-71
Cincinnati	Oscar Robertson	1958-60	Gonzaga	Dan Dickau	2001-02
Cincinnati	Tom Thacker	1961-63	Gonzaga	John Stockton	1981-84
Cincinnati	Jack Twyman	1952-55	Grambling	Willis Reed	1961-64
Colgate	Adonal Foyle	1995-97			
Colgate	Otto Graham	1944	Hamline	Vern Mikkelsen	1947-48
Columbia	Chet Forte	1955-57	Hartford	Vin Baker	1990-93
Connecticut	Ray Allen	1994-96	Holy Cross	Bob Cousy	1947-50
Connecticut	Richard Hamilton	1997-99	Holy Cross	Tom Heinsohn	1954-56
Connecticut	Donyell Marshall	1992-94	Holy Cross	George Kaftan	1946-49
Connecticut	Emeka Okafor	2002-04	Holy Cross	Ron Perry	1977-80
Connecticut	Art Quimby	1952-55	Holy Cross	Glenn Tropsf	1986-89
Creighton	Bob Harstad	1988-91	Houston	Otis Birdsong	1974-77
Creighton	Paul Silas	1962-64	Houston	Clyde Drexler	1981-83

School	Name	Years	School	Name	Years
Houston	Elvin Hayes	1966-68	La.-Monroe	Calvin Natt	1976-79
Houston	Akeem Olajuwon	1982-84	Louisville	Pervis Ellison	1986-89
Idaho St.	Willie Humes	1970-71	Louisville	Darrell Griffith	1977-80
Illinois	Dee Brown	2003-05	Louisville	Rodney McCray	1980-83
Illinois	Rod Fletcher	1950-52	Louisville	Clifford Rozier	1993-94
Illinois	Andy Phillip	1942-43, 47	Louisville	Charlie Tyra	1954-57
Illinois St.	Doug Collins	1971-73	Louisville	Wes Unseld	1966-68
Indiana	Steve Alford	1984-87	Loyola (Ill.)	Jerry Harkness	1961-63
Indiana	Walt Bellamy	1959-61	Loyola (Ill.)	Alfredrick Hughes	1982-85
Indiana	Kent Benson	1974-77	Loyola Marymount	Hank Gathers	1988-90
Indiana	Quinn Buckner	1973-76	Loyola Marymount	Bo Kimble	1988-90
Indiana	Calbert Cheaney	1990-93	Marquette	Jim Chones	1971-72
Indiana	A.J. Guyton	1997-2000	Marquette	Butch Lee	1975-78
Indiana	Scott May	1974-76	Marquette	Marc Marotta	1981-84
Indiana	Don Schlundt	1952-55	Marquette	Dean Meminger	1969-71
Indiana	Isaih Thomas	1980-81	Marquette	Dwyane Wade	2002-03
Indiana St.	Larry Bird	1977-79	Marshall	Harold Greer	1956-58
Iona	Steve Burt	1981-84	Marshall	Skip Henderson	1985-88
Iowa	Chuck Darling	1950-52	Marshall	Charlie Slack	1953-56
Iowa	Murray Wier	1945-48	Maryland	Len Bias	1983-86
Iowa St.	Marcus Fizer	1998-2000	Maryland	Juan Dixon	1999-2002
Iowa St.	Jeff Grayer	1985-88	Maryland	John Lucas	1973-76
Jacksonville	Artis Gilmore	1970-71	Maryland	Tom McMillen	1972-74
Kansas	Charles Black	1942-43, 46-47	Maryland	Steven Sheppard	1975-77
Kansas	Wilt Chamberlain	1957-58	Maryland	Joe Smith	1994-95
Kansas	Nick Collison	2000-03	Maryland	Buck Williams	1979-81
Kansas	Drew Gooden	2000-02	Massachusetts	Marcus Camby	1994-96
Kansas	Raef LaFrentz	1995-98	Massachusetts	Julius Erving	1970-71
Kansas	Clyde Lovellette	1950-52	McNeese St.	Joe Dumars	1982-85
Kansas	Danny Manning	1985-88	Memphis	Anfernee Hardaway	1992-93
Kansas	Paul Pierce	1996-98	Memphis	Keith Lee	1982-85
Kansas	Marshall Rodgers	1973	Miami (Fla.)	Rick Barry	1963-65
Kansas	Wayne Simien	2002-05	Miami (Ohio)	Ron Harper	1983-86
Kansas	Darnell Valentine	1978-81	Michigan	Gary Grant	1985-88
Kansas	Jacque Vaughn	1994-97	Michigan	Ricky Green	1976-77
Kansas	Jo Jo White	1966-69	Michigan	Phil Hubbard	1976-77, 79
Kansas St.	Rolando Blackman	1978-81	Michigan	Cazzie Russell	1964-66
Kansas St.	Bob Boozer	1957-59	Michigan	Chris Webber	1992-93
Kansas St.	Mitch Richmond	1987-88	Michigan St.	Mateen Cleaves	1997-2000
Kentucky	Sam Bowie	1980-81, 84	Michigan St.	Magic Johnson	1978-79
Kentucky	Johnny Cox	1957-59	Michigan St.	Greg Kelsner	1976-79
Kentucky	Louie Dampier	1965-67	Michigan St.	Shawn Respert	1992-95
Kentucky	Tony Delk	1993-96	Michigan St.	Scott Skiles	1983-86
Kentucky	Cliff Hagan	1951-52, 54	Michigan St.	Steve Smith	1988-91
Kentucky	Dan Issel	1968-70	Middle Tenn. St.	Steve Rogers	1988
Kentucky	Kyle Macy	1978-80	Minnesota	Dick Garmaker	1954-55
Kentucky	Jamal Mashburn	1991-93	Minnesota	Kevin McHale	1977-80
Kentucky	Ron Mercer	1996-97	Minnesota	Jim McIntyre	1946-49
Kentucky	Cotton Nash	1962-64	Minnesota	Mychal Thompson	1975-78
Kentucky	Frank Ramsey	1951-52, 54	Mississippi	Johnny Neumann	1971
Kentucky	Aggie Sale	1931-33	Mississippi St.	Bailey Howell	1957-59
Kentucky	Kenny Walker	1983-86	Mississippi St.	Lawrence Roberts	2004-05
La Salle	Michael Brooks	1977-80	Mississippi Val.	Alphonso Ford	1990-93
La Salle	Tom Gola	1952-55	Mississippi Val.	Timothy Pollard	1988-89
La Salle	Lionel Simmons	1987-90	Missouri	Derrick Chievous	1985-88
Lamar	B.B. Davis	1978-81	Missouri	Doug Smith	1988-91
Lamar	Mike Olliver	1978-81	Missouri St.	Blake Ahearn	2004-05
Lehigh	Daren Queenan	1985-88	Montana	Larry Krystkowiak	1983-86
Long Beach St.	Ed Ratleff	1971-73	Montana St.	John Thompson	1927-30
LSU	Chris Jackson	1989-90	Morehead St.	Steve Hamilton	1955-58
LSU	Durand Macklin	1977-81	Murray St.	Popeye Jones	1989-92
LSU	Pete Maravich	1968-70	Navy	David Robinson	1984-87
LSU	Shaquille O'Neal	1990-92	UNLV	Stacey Augmon	1988-91
LSU	Bob Pettit	1952-54	UNLV	Sidney Green	1980-83
Louisiana Tech	Karl Malone	1983-85	UNLV	Larry Johnson	1990-91
La.-Lafayette	Dwight Lamar	1970-73	UNLV	Shawn Marion	1999
La.-Lafayette	Andrew Toney	1977-80	UNLV	Mark Wade	1986-87
La.-Monroe	Wojciech Myrda	1999-2002	New York U.	Barry Kramer	1962-64
			New York U.	Dolph Schayes	1945-48
			New York U.	Sid Tannenbaum	1944-47

School	Name	Years
Niagara	Juan Mendez	2002-05
Niagara	Calvin Murphy	1968-70
Nicholls St.	Reggie Jackson	1992-95
North Carolina	Vince Carter	1996-98
North Carolina	Billy Cunningham	1963-65
North Carolina	Walter Davis	1974-77
North Carolina	Phil Ford	1975-78
North Carolina	Joseph Forte	2000-01
North Carolina	Antawn Jamison	1996-98
North Carolina	Michael Jordan	1982-84
North Carolina	Mitch Kupchak	1973-76
North Carolina	Tom LaGarde	1974-77
North Carolina	Robert McAdoo	1972
North Carolina	Larry Miller	1966-68
North Carolina	Eric Montross	1991-94
North Carolina	Mike O'Koren	1977-80
North Carolina	Sam Perkins	1981-84
North Carolina	J.R. Reid	1987-89
North Carolina	Len Rosenbluth	1955-57
North Carolina	Clifford Rozier	1991
North Carolina	Charlie Scott	1968-70
North Carolina	Kenny Smith	1984-87
North Carolina	Jerry Stackhouse	1994-95
North Carolina	Al Wood	1978-81
North Carolina	James Worthy	1980-82
N.C. A&T	Joe Binion	1981-84
N.C. Central	Sam Jones	1952-54, 57
North Carolina St.	Kenny Carr	1975-77
North Carolina St.	Chris Corchiani	1988-91
North Carolina St.	Rodney Monroe	1988-91
North Carolina St.	Sam Ranzino	1948-51
North Carolina St.	Ron Shavik	1954-56
North Carolina St.	David Thompson	1973-75
North Texas	Kenneth Lyons	1980-83
Northeastern	Reggie Lewis	1984-87
Northern Ariz.	Ross Land	1997-2000
Northwestern	Otto Graham	1942-44
Northwestern	Max Morris	1945-46
Northwestern	Joe Reiff	1931-33
Notre Dame	Bob Arnzen	1967-69
Notre Dame	Austin Carr	1969-71
Notre Dame	Adrian Dantley	1974-76
Notre Dame	Bill Hanzlik	1977-80
Notre Dame	Joe Kleine	1981
Notre Dame	Leo Klier	1943-44, 46
Notre Dame	Moose Krause	1932-34
Notre Dame	John Moir	1936-38
Notre Dame	Troy Murphy	1999-2001
Notre Dame	Paul Nowak	1936-38
Notre Dame	Kevin O'Shea	1947-50
Notre Dame	John Paxson	1980-83
Notre Dame	John Shumate	1973-74
Notre Dame	Kelly Tripucka	1978-81
Ohio	Brandon Hunter	2000-03
Ohio	Gary Trent	1993-95
Ohio St.	Gary Bradds	1962-64
Ohio St.	Robin Freeman	1954-56
Ohio St.	John Havlicek	1960-62
Ohio St.	Jim Jackson	1990-92
Ohio St.	Neil Johnston	1947-48
Ohio St.	Jerry Lucas	1960-62
Ohio St.	Arnie Risen	1944-45
Ohio St.	Dick Schnittker	1947-50
Ohio St.	Herb Williams	1978-81
Oklahoma	Stacey King	1986-89
Oklahoma	Wayman Tisdale	1983-85
Oklahoma	Gerry Tucker	1942-43, 47
Oklahoma	Mark Wade	1984
Oklahoma St.	Byron Houston	1989-92
Oklahoma St.	Bob Kurland	1943-46
Oklahoma St.	Bryant Reeves	1992-95

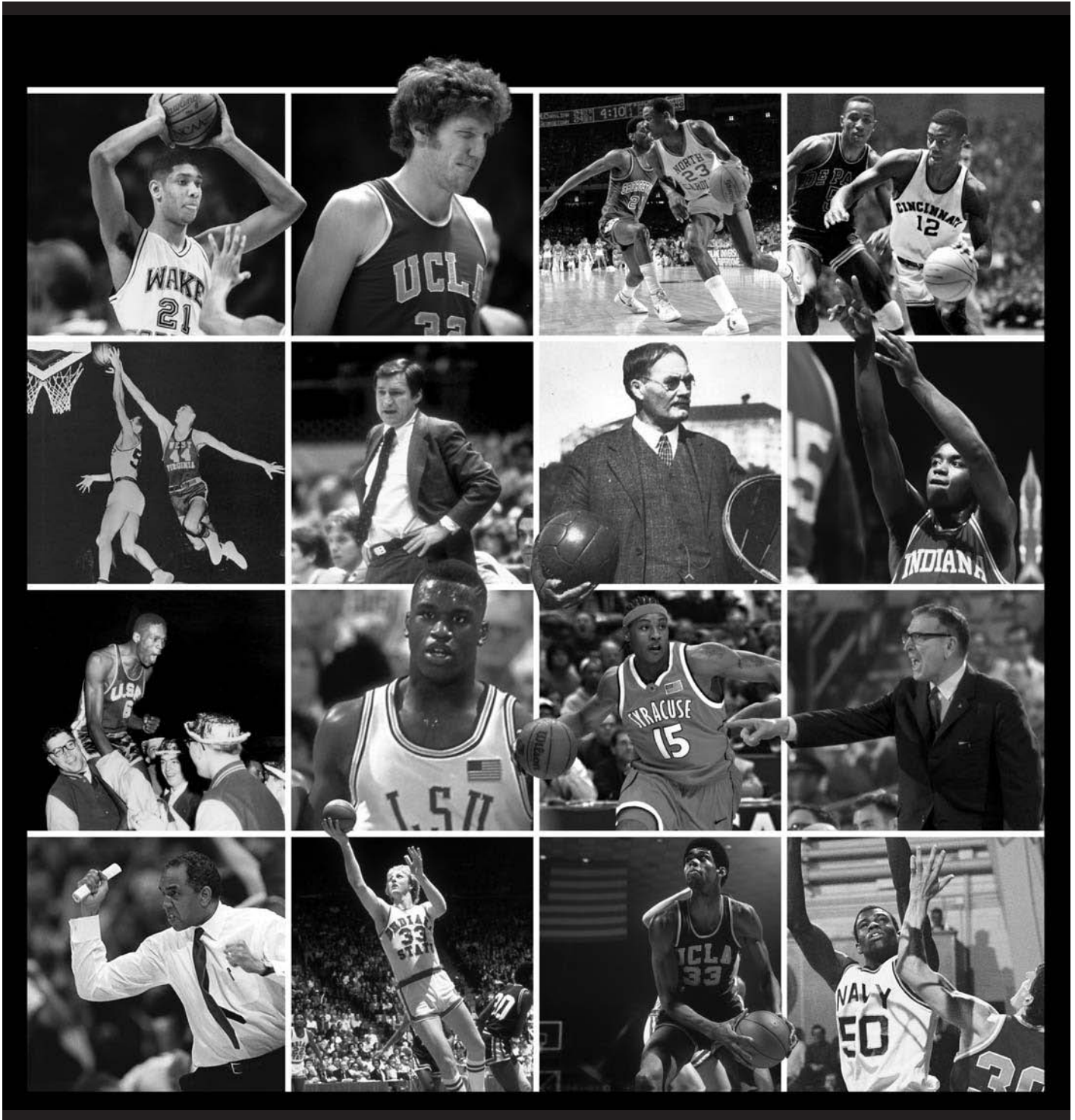
School	Name	Years
Old Dominion	Odell Hodge	1993-97
Oral Roberts	Mark Acres	1982-85
Oral Roberts	Richard Fuqua	1970-73
Oregon St.	Steve Johnson	1977-81
Oregon St.	Gary Payton	1987-90
Pacific	Leroy Wright	1958-60
Penn St.	Jesse Arnette	1952-55
Penn	Ernie Beck	1951-53
Pepperdine	William Averitt	1972-73
Pittsburgh	Don Hennon	1957-59
Pittsburgh	Charley Hyatt	1928-30
Pittsburgh	Charles D. Smith	1985-88
Portland St.	Dave Hildahl	1980-81
Portland St.	Freeman Williams	1975-78
Princeton	Bill Bradley	1963-65
Providence	Marvin Barnes	1972-74
Providence	Ernie DiGregorio	1971-73
Providence	Ryan Gomes	2002-05
Providence	John Linehan	1998-2002
Providence	Eric Murdock	1988-91
Providence	Jim Walker	1965-67
Providence	Len Wilkens	1958-60
Purdue	Joe Barry Carroll	1977-80
Purdue	Terry Dischinger	1960-62
Purdue	Kyle Macy	1976
Purdue	Rick Mount	1968-70
Purdue	Stretch Murphy	1928-30
Purdue	Glenn Robinson	1993-94
Purdue	Dave Schellhase	1964-66
Purdue	John Wooden	1930-32
Purdue	Jewell Young	1936-38
Rhode Island	Chet Jaworski	1937-39
Rhode Island	Lamar Odom	1999
Rice	Michael Harris	2002-05
Rice	Bob Kinney	1940-42
Rutgers	Bob Lloyd	1965-67
Rutgers	Phil Sellers	1973-76
St. Bonaventure	Bob Lanier	1968-70
St. Bonaventure	Tom Stith	1959-61
St. Francis (Pa.)	Maurice Stokes	1952-55
St. John's (N.Y.)	Walter Berry	1985-86
St. John's (N.Y.)	Tony Jackson	1959-61
St. John's (N.Y.)	Chris Mullin	1982-85
St. Joseph's	Jameer Nelson	2001-04
St. Louis	Ed Macauley	1946-49
San Francisco	Bill Cartwright	1976-79
San Francisco	Quintin Dailey	1980-82
San Francisco	K.C. Jones	1952-56
San Francisco	Bill Russell	1954-56
Santa Clara	Dennis Awtrey	1968-70
Seattle	Elgin Baylor	1957-58
Seattle	Johnny O'Brien	1951-53
Seton Hall	Bob Davies	1940-42
Seton Hall	Walt Dukes	1951-53
Seton Hall	Glenn Mosley	1974-77
Seton Hall	Nick Werkman	1962-64
South Carolina	Alex English	1973-76
South Carolina	Tom Riker	1970-72
South Carolina	John Roche	1969-71
Southern California	Hank Gathers	1986
Southern California	Bo Kimble	1986
Southern California	Harold Miner	1990-92
Southern California	Bill Sharman	1947-50
Southern Ill.	Walt Frazier	1965, 67
Southern Methodist	Jon Koncak	1982-85
Southern Methodist	Jim Krebs	1955-57
Southern Miss.	Clarence Weatherspoon	1989-92
Southern U.	Avery Johnson	1987-88
Stanford	Casey Jacobsen	2000-02

School	Name	Years	School	Name	Years
Stanford	Adam Keefe	1989-92	Utah	Andre Miller	1996-99
Stanford	Hank Luisetti	1936-38	Utah	Keith Van Horn	1994-97
Stanford	George Yardley	1948-50	Utah	Danny Vranes	1978-81
Syracuse	Carmelo Anthony	2003	Utah St.	Greg Grant	1983-86
Syracuse	Dave Bing	1964-66	UTEP	Tim Hardaway	1986-89
Syracuse	Derrick Coleman	1987-90			
Syracuse	Billy Owens	1989-91	Vanderbilt	Clyde Lee	1964-66
Syracuse	John Wallace	1993-96	Vanderbilt	Jeff Turner	1981-84
Syracuse	Hakim Warrick	2002-05	Villanova	Paul Arizin	1948-50
			Villanova	Gary Buchanan	2000-03
Temple	Mark Macon	1988-91	Villanova	Kerry Kittles	1993-96
Temple	Bill Milkvy	1950-52	Virginia	Ralph Sampson	1980-83
Temple	Guy Rodgers	1956-58	Virginia	Curtis Staples	1995-98
Tennessee	Dale Ellis	1980-83	Virginia	Bryant Stith	1989-92
Tennessee	Ernie Grunfeld	1974-77	Virginia Tech	Vernell Coles	1987-90
Tennessee	Allan Houston	1990-93			
Tennessee	Bernard King	1975-77	Wagner	Terrance Bailey	1984-87
Texas	T.J. Ford	2002-03	Wake Forest	Len Chappell	1960-62
Texas	Slater Martin	1944, 47-49	Wake Forest	Tim Duncan	1994-97
Texas	Chris Mihm	1998-2000	Wake Forest	Ron Griffin	1975-78
Texas Southern	Harry Kelly	1980-83	Wake Forest	Dickie Hemric	1952-55
Texas Southern	Fred West	1987-90	Wake Forest	Josh Howard	2000-03
Texas Tech	Andre Emmett	2001-04	Wake Forest	Chris Paul	2004-05
UTEP	Nate Archibald	1968-70	Washington	Dan Dickau	1998-99
Tex.-Pan American	Marshall Rodgers	1975-76	Washington	Bob Houbregs	1951-53
			Washington	Todd MacCulloch	1997-99
UCLA	Lew Alcindor	1967-69	West Virginia	Rod Hundley	1955-57
UCLA	Henry Bibby	1970-72	West Virginia	Rod Thorn	1961-63
UCLA	Gail Goodrich	1963-65	West Virginia	Jerry West	1958-60
UCLA	David Greenwood	1976-79	Western Ky.	Ralph Crosthwaite	1955, 57-59
UCLA	Walt Hazzard	1962-64	Western Ky.	Clem Haskins	1965-67
UCLA	Marques Johnson	1974-77	Western Ky.	Jim McDaniels	1969-71
UCLA	Greg Lee	1972-74	Wichita St.	Xavier McDaniel	1982-85
UCLA	Don MacLean	1989-92	Wichita St.	Dave Stallworth	1962-65
UCLA	Dave Meyers	1973-75	William & Mary	Jeff Cohen	1958-61
UCLA	Reggie Miller	1984-87	Winston-Salem	Earl Monroe	1964-67
UCLA	Ed O'Bannon	1992-95	Wisconsin	John Kotz	1941-43
UCLA	Bill Walton	1972-74	Wis.-Green Bay	Tony Bennett	1989-92
UCLA	Rich Washington	1974-76	Wyoming	Les Witte	1931-34
UCLA	Sidney Wicks	1969-71			
UCLA	Keith Wilkes	1972-74	Xavier	Tyrone Hill	1987-90
Utah	Andrew Bogut	2004-05	Xavier	Byron Larkin	1985-88
Utah	Arnie Ferrin	1944-45, 47-48	Xavier	David West	2000-03
Utah	Vern Gardner	1946-49			
Utah	Josh Grant	1989-93	Yale	Tony Lavelli	1946-49
Utah	Billy McGill	1960-62			



ALL-AMERICA

TEAMS



101 Years of College Basketball All-America Teams

1905

		Hm
Oliver deGray	Princeton	1
Harry Fisher	Yale	1
Marcus Hurley	Columbia	1
Willard Hyatt	Yale	1
Gilmore Kinney	Yale	1
C.D. McLees	Wisconsin	1
James Ozanne	Chicago	1
Walter Runge	Colgate	1
Chris Steinmetz	Wisconsin	1
George Tuck	Minnesota	1

1906

		Hm
Harold Amberg	Harvard	1
Garfield Brown	Minnesota	1
Eugene Cowell	Williams	1
George Flint	Penn	1
George Grebenstein	Dartmouth	1
Ralph Griffiths	Harvard	1
Marcus Hurley	Columbia	1
Charles Keinath	Penn	1
James McKeag	Chicago	1
John Schommer	Chicago	1

1907

		Hm
George Flint	Penn	1
Frank Arthur	Wisconsin	1
Albert Houghton	Chicago	1
Marcus Hurley	Columbia	1
Charles Keinath	Penn	1
Gilmore Kinney	Yale	1
John Ryan	Columbia	1
John Schommer	Chicago	1
Oswald Tower	Williams	1
L. Parson Warren	Williams	1

1908

		Hm
Hugh Harper	Wisconsin	1
Julian Hayward	Wesleyan	1
Charles Keinath	Penn	1
Haskell Noyes	Yale	1
Pat Page	Chicago	1
John Pryor	Brown	1
John Ryan	Columbia	1
John Schommer	Chicago	1
Ira Streusand	CCNY	1
Helmer Swenholt	Wisconsin	1

1909

		Hm
Biaggio Gerussi	Columbia	1
Julian Hayward	Wesleyan	1
Tommy Johnson	Kansas	1
Charles Keinath	Penn	1
Ted Kiendl	Columbia	1
Pat Page	Chicago	1
John Ryan	Columbia	1
Raymond Scanlon	Notre Dame	1
John Schommer	Chicago	1
Helmer Swenholt	Wisconsin	1

1910

		Hm
William Broadhead	New York U.	1
Leon Campbell	Colgate	1
Dave Charters	Purdue	1
William Copthorne	Army	1
Charles Eberle	Swarthmore	1
Samuel Harman	Rochester	1
Ted Kiendl	Columbia	1
Ernest Lambert	Oklahoma	1
W. Vaughn Lewis	Williams	1
Pat Page	Chicago	1

1911

		Hm
A.D. Alexander	Columbia	1
Dave Charters	Purdue	1
C.C. Clementson	Washington	1
Harry Hill	Navy	1
John Keenan	St. John's (N.Y.)	1
Ted Kiendl	Columbia	1
Frank Lawler	Minnesota	1
W.M. Lee	Columbia	1
Walter Scoville	Wisconsin	1
Lewis Walton	Penn	1

1912

		Hm
Claus Benson	Columbia	1
Thomas Canfield	St. Lawrence	1
Lewis Castle	Syracuse	1
Fred Gieg	Swarthmore	1
Ernst Mensel	Dartmouth	1
Emil Schradieck	Colgate	1
Alphonse Schumacher	Dayton	1
Rufus Sisson	Dartmouth	1
Otto Stangel	Wisconsin	1
William Turner	Penn	1

1913

		Hm
Eddie Calder	St. Lawrence	1
Sam Carrier	Nebraska	1
George Halstead	Cornell	1
Edward Hayward	Wesleyan	1
Allen Johnson	Wisconsin	1
William Roberts	Army	1
Hamilton Salmon	Princeton	1
Alphonse Schumacher	Dayton	1
Larry Teeple	Purdue	1
Laurence Wild	Navy	1

1914

		Hm
Lewis Castle	Syracuse	1
Gil Halstead	Cornell	1
Carl Harper	Wisconsin	1
Ernest Houghton	Union (N.Y.)	1
Walter Lunden	Cornell	1
Dan Meenan	Columbia	1
Nelson Norgren	Chicago	1
Elmer Oliphant	Purdue	1
Everett Southwick	CCNY	1
Eugene Van Gent	Wisconsin	1

1915

		Hm
W.P. Arnold	Yale	1
Leslie Brown	Cornell	1
Ernest Houghton	Union (N.Y.)	1
Charlie Lee	Columbia	1
George Levis	Wisconsin	1
Elmer Oliphant	Purdue	1
Tony Savage	Washington	1
Ralph Sproull	Kansas	1
Wellington Strickley	Virginia	1
Ray Woods	Illinois	1

1916

		Hm
Roy Bohler	Washington St.	1
William Chandler	Wisconsin	1
Cyril Haas	Princeton	1
George Levis	Wisconsin	1
Clyde Littlefield	Texas	1
Edward McNichol	Penn	1
Dick Romney	Utah	1
Ade Sieberts	Oregon St.	1
Fred Williams	Missouri	1
Ray Woods	Illinois	1

1917

		Hm
Clyde Alwood	Illinois	1
Cyril Haas	Princeton	1
George Hjelte	California	1
Orson Kinney	Yale	1
Harold Olsen	Wisconsin	1
F.I. Reynolds	Kansas St.	1
Francis Stadsvold	Minnesota	1
Charles Taft	Yale	1
Ray Woods	Illinois	1
Harry Young	Wash. & Lee	1

1918

		Hm
Earl Anderson	Illinois	1
William Chandler	Wisconsin	1
Harold Gillen	Minnesota	1
Hubert Peck	Penn	1
Craig Ruby	Missouri	1
Joseph Schwarzer	Syracuse	1
Eber Simpson	Wisconsin	1
Alfred Sorenson	Washington St.	1
George Sweeney	Penn	1
Gene Vidal	Army	1

1919

		Hm
Lance Farwell	Navy	1
Tony Hinkle	Chicago	1
Dutch Lonborg	Kansas	1
Leon Marcus	Syracuse	1
Dan McNichol	Penn	1
Arnold Oss	Minnesota	1
Erling Platou	Minnesota	1
George Parrish	Virginia Tech	1
Craig Ruby	Missouri	1
Andrew Stannard	Penn	1

1920

		Hm
Howard Cann	New York U.	1
Charles Carney	Illinois	1
Erving Cook	Washington	1
Forrest Di Bernardi	Westminster (Mo.)	1
George Gardner	Southwestern (Kan.)	1
Tony Hinkle	Chicago	1
Dan McNichol	Penn	1
Hubert Peck	Penn	1
George Sweeney	Penn	1
George Williams	Missouri	1

1921

		Hm
R.D. Birkhoff	Chicago	1
Herbert Bunker	Missouri	1
Everett Dean	Indiana	1
Forrest Di Bernardi	Westminster (Mo.)	1
Eddie Durno	Oregon	1
Basil Hayden	Kentucky	1
Dan McNichol	Penn	1
Arnold Oss	Minnesota	1
Donald White	Purdue	1
George Williams	Missouri	1

1922

		Hm
Arthur Browning	Missouri	1
Herbert Bunker	Missouri	1
Charles Carney	Illinois	1
Paul Endacott	Kansas	1
George Gardner	Southwestern (Kan.)	1
William Graves	Penn	1
Marshall Hjelte	Oregon St.	1
Arthur Loeb	Princeton	1
Ira McKee	Navy	1
Ray Miller	Purdue	1

1923

		Hm
Charlie T. Black	Kansas	1
Arthur Browning	Missouri	1
Herbert Bunker	Missouri	1
Cartwright Carmichael	North Carolina	1
Paul Endacott	Kansas	1
Al Fox	Idaho	1
Ira McKee	Navy	1
Arthur Loeb	Princeton	1
Jimmy Lovley	Creighton	1
John Luther	Cornell	1

1924

		Hm
Arthur Ackerman	Kansas	1
Charlie T. Black	Kansas	1
Cartwright Carmichael	North Carolina	1
Jack Cobb	North Carolina	1
Abb Curtis	Texas	1
Slats Gill	Oregon St.	1
Harry Kipke	Michigan	1
Hugh Latham	Oregon	1
Jimmy Lovley	Creighton	1
Hugh Middlesworth	Butler	1

1925

		Hm
Arthur Ackerman	Kansas	1
Burgess Carey	Kentucky	1
Jack Cobb	North Carolina	1
Emanuel Goldblatt	Penn	1
Victor Hanson	Syracuse	1
Noble Kizer	Notre Dame	1
Johnny Miner	Ohio St.	1
Earl Mueller	Colorado Col.	1
Gerald Spohn	Washburn	1
Carlos Steele	Oregon St.	1

1926

		Hm
Jack Cobb	North Carolina	1
George Dixon	California	1
Richard Doyle	Michigan	1
Emanuel Goldblatt	Penn	1
Gale Gordon	Kansas	1
Victor Hanson	Syracuse	1
Carl Loeb	Princeton	1
Albert Peterson	Kansas	1
George Spradling	Purdue	1
Algot Westergren	Oregon	1

1927

		Hm
Sidney Corenman	Creighton	1
George Dixon	California	1
Victor Hanson	Syracuse	1
John Lorch	Columbia	1
Ross McBurney	Wichita St.	1
John Nyikos	Notre Dame	1
Bennie Oosterbaan	Michigan	1
Gerald Spohn	Washburn	1
Cat Thompson	Montana St.	1
Harry Wilson	Army	1

1928

		Hm
Victor Holt	Oklahoma	1
Charley Hyatt	Pittsburgh	1
Alfred James	Washington	1
Charles Murphy	Purdue	1
Bennie Oosterbaan	Michigan	1
Wallace Reed	Pittsburgh	1
Glen Rose	Arkansas	1
Joe Schaaf	Penn	1
Ernest Simpson	Colorado Col.	1
Cat Thompson	Montana St.	1

1929

First Team		Hm	CH	WS
Tom Churchill	Oklahoma	1	1	1
Vern Corbin	California	1	2	1
Charley Hyatt	Pittsburgh	1	1	1
Charles Murphy	Purdue	1	1	1
Joe Schaaf	Penn	1	1	1
Cat Thompson	Montana St.	1		1
Others Receiving Votes		Hm	CH	WS
Howard Bollerman	Colgate		3	
Ed Dougherty	Fordham		2	1
Bruce Drake	Oklahoma	1		
Marshall Glenn	West Virginia		2	
Oral Hildebrand	Butler		2	
Bud Foster	Wisconsin			1
Werner Jensen	Creighton		3	
Gene Lambert	Arkansas	1		
Harold McClary	Washington			1
Ernest McCoy	Michigan			1
Jesse Mortensen	Southern California		3	
Tom Pickell	Arkansas		1	

Others Receiving Votes		Hm	CH	WS
Harlow Rothert	Stanford	1		
Edward Smith	Notre Dame			1
Carey Spicer	Kentucky	1		
Jim Strickland	Indiana		3	
Maurice Swarthout	Dartmouth		3	
Elmer Tenhopen	Wisconsin		2	
Joseph Truskowski	Michigan		2	
Frank Ward	Montana St.	1		
Eddie Wineapple	Providence		1	

1930

First Team		Hm	CH	WS
Charley Hyatt	Pittsburgh	1	1	1
Branch McCracken	Indiana	1	3	1
Charles Murphy	Purdue	1	2	1
Cat Thompson	Montana St.	1		1
Frank Ward	Montana St.	1	1	
John Wooden	Purdue	1	1	

Others Receiving Votes		Hm	CH	WS
Lou Bender	Columbia			1
Bart Carlton	East Central Okla.	1		
Ed Chmielewski	Wisconsin		2	
Forrest Cox	Kansas			1
Marshall Craig	Missouri	1		
Bud Foster	Wisconsin			1
Buck Grayson	Oregon St.		3	
Oral Hildebrand	Butler		3	
Morris Johnson	North Carolina St.	1		
Everett Katz	Syracuse			1
Max Kinsbrunner	St. John's (N.Y.)		3	
John Krieger	Providence		2	
Johnny Lehnars	Southern California	1		
Thomas Magner	Penn		2	
Paul McBrayer	Kentucky	1		
Louis McGinnis	Kentucky		3	
Jesse Mortensen	Southern California			1
Charles Murphy	Loyola (Ill.)		1	
Wear Schoonover	Arkansas		2	
Edward Smith	Notre Dame			1
Billy Werber	Duke			1

1931

First Team		Hm	CH
Wes Fesler	Ohio St.	1	2
George Gregory	Columbia	1	2
Joe Reiff	Northwestern	1	1
Elwood Romney	Brigham Young	1	3
John Wooden	Purdue	1	1

Others Receiving Votes		Hm	CH
Keith Ario	Montana St.		3
Bosey Berger	Maryland	1	
Ralph Cairney	Washington	1	
Web Caldwell	Southern California		2
Bart Carlton	East Central Okla.	1	
Max Collings	Missouri		1
Louis Hayman	Syracuse		3
Lindy Hood	Alabama		1
John Krieger	Providence		2
Dick Linticum	UCLA	1	
Don Maclay	Nebraska		3
Max Posnak	St. John's (N.Y.)		1
James Sexton	Arkansas		3
Carey Spicer	Kentucky	1	
Ray Stecker	Army		2

1932

First Team		Hm	Cv	CH
Lou Bender	Columbia			1
Bosey Berger	Maryland	1	1	1
Moose Krause	Notre Dame	1	1	1
Forest Sale	Kentucky	1	1	1
Les Witte	Wyoming	1	1	
John Wooden	Purdue	1	1	1

Others Receiving Votes		Hm	Cv	CH
Ad Dietzel	TCU	1		
Alan Bracken	Providence	1		
Dave Jones	Columbia	1		
Joe Kintana	California	1		
Virgil Licht	Minnesota			3
Dick Linthicum	UCLA			2
Elliott Loughlin	Navy			2
Ted O'Leary	Kansas			3
Joe Reiff	Northwestern			3
Elwood Romney	Brigham Young	1		
Ernie Schmidt	Pittsburg St.			3
James Sexton	Arkansas			3
Moe Spahn	CCNY			2
Jack Stewart	Auburn			2
Marshall Tackett	Butler			2

1933

First Team		Hm	Cv	CH
Moose Krause	Notre Dame		1	2
Elliott Loughlin	Navy	1	1	1
Jerry Nemer	Southern California	1		2
Joe Reiff	Northwestern	1		1
Forest Sale	Kentucky	1	1	1
Don Smith	Pittsburgh	1	1	1

Others Receiving Votes		Hm	Cv	CH
Richard Arney	Carleton			3
Frank Baird	Butler	1		
Alan Bracken	Providence			2
Conrad Collin	Creighton			2
Ken Fairman	Princeton	1		3
James Fergus	Carnegie Mellon			3
Eddie Finnigan	Case Reserve		1	
Stephen Hokuf	Nebraska			3
Wilmer Hosket	Ohio St.			3
Bill Johnson	Kansas			1
Ellis Johnson	Kentucky	1		
Nathan Lazar	St. John's (N.Y.)			2
Ed Lewis	Oregon St.	1		
Freddie Tompkins	South Carolina			3
Les Witte	Wyoming	1		

1934

First Team		Hm	Cv	LD
Norman Cottom	Purdue		3	1
Claire Cribbs	Pittsburgh	1	1	1
Moose Krause	Notre Dame		1	1
Hal Lee	Washington		2	1
Les Witte	Wyoming	1	1	

Others Receiving Votes		Hm	Cv	LD
Hagan Anderson	New York U.			1
Frank Baird	Butler			3
Buzz Borries	Navy		2	2
Wes Bennett	Westminster (Pa.)	1		
William Davis	Kentucky		3	
John DeMoisey	Kentucky	1		
Hal Eifert	California	1		
Bob Galer	Washington	1		
Moe Goldman	CCNY		2	2
Jack Gray	Texas		2	3
Lee Guttero	Southern California	1	3	3
George Ireland	Notre Dame	1		
Emmett Lowery	Purdue	1		
John McGuinnis	St. John's (N.Y.)			2
Egbert Miles	Yale			3
Ray Morstadt	Marquette			3
Ed Mullin	Marquette		1	
Wallace Myers	TCU	1		
Gordon Norman	Minnesota		3	
Ben Selzer	Iowa		2	2
Freddie Tompkins	South Carolina		1	
Jim Thompson	Duke		3	2

1935

First Team		Hm	Cv
Omar Browning	Oklahoma	1	2
Claire Cribbs	Pittsburgh	1	1
Leroy Edwards	Kentucky	1	2
Jack Gray	Texas	1	1
Lee Guttero	Southern California	1	1

Others Receiving Votes		Hm	Cv
Whitey Baccus	Southern Methodist		3
Wes Bennett	Westminster (Pa.)	1	
Paul Birch	Duquesne		1
Al Bonniwell	Dartmouth	1	
Norman Cottom	Purdue		3
Bill Haarlow	Chicago		2
George Ireland	Notre Dame	1	
Bill Kinner	Utah		3
George Lacy	Richmond		2
Bill Nash	Columbia	1	
Rolf Poser	Wisconsin		3
Glen Roberts	Emory & Henry	1	
Ed Shaver	Purdue		2
Malcolm Wade	LSU		1
Weldo Wegner	Iowa St.		3

1936

First Team		Hm	Cv	CH
Vern Huffman	Indiana	1	1	
Bob Kessler	Purdue	1	1	1
Bill Kinner	Utah	1		2
Hank Luisetti	Stanford	1	1	
John Moir	Notre Dame	1	2	
Paul Nowak	Notre Dame	1	1	1
Ike Poole	Arkansas	1	2	

Others Receiving Votes		Hm	Cv	CH
Harry Anderson	Tennessee		2	
Ralph Bishop	Washington		2	
Herb Bonn	Duquesne			1
Ray Ebling	Kansas			1
Bob Egge	Washington	1		
William Fleishman	Case Reserve		3	
Bill Haarlow	Chicago		2	2
Bob Herwig	California			2
Norman Iler	Wash. & Lee	1		
Ben Kramer	Long Island			2
Walter Miller	Duquesne			2
Bill Nash	Columbia	1		
Wally Palmberg	Oregon St.		1	
Kent Ryan	Utah St.		3	
Milton Schulman	New York U.			1
Edgar Sonderman	Syracuse		3	
Chuck Wagner	Washington		3	
George Wahlquist	Nebraska		3	

1937

First Team		Hm	Cv	MSG	OW
Jules Bender	Long Island	1	1	1	2
Hank Luisetti	Stanford	1	1	1	1
John Moir	Notre Dame	1	1		1
Paul Nowak	Notre Dame	1	1	1	1
Jewell Young	Purdue	1	3		1

Others Receiving Votes		Hm	Cv	MSG	OW
James Babcock	Denver		1		
Ed Campion	DePaul			1	
Joseph Cavanaugh	Canisius		3		
Marv Colen	Loyola (Ill.)		2		
Harry Combes	Illinois				2
Glynn Downey	Purdue				2
Tippy Dye	Ohio St.			1	
Jack Flemming	Iowa St.				2
Frank Groves	Kansas St.		3		2
Ken Gunning	Indiana				2
Fran Murray	Penn	1			
Ray Noble	Kansas				1

Others Receiving Votes		Hm	Cv	MSG	OW
John O'Brien	Columbia	1			
Eddie Oram	Southern California		2		
Charles Orebaugh	Drake		2	1	
Willis Orr	Rice			2	
Robert Parsons	Nebraska			2	
Ferdinand Pralle	Kansas	1			
Martin Rolek	Minnesota		3	1	
Merle Rousey	Oklahoma St.	1			
Wayne Sparks	Carleton		3		
Bob Spessard	Wash. & Lee	1	2		
Irving Terjesen	New York U.				1
John Townsend	Michigan		2		

1938

First Team		Hm	Cv	MSG	NEA
Meyer Bloom	Temple	1	3	1	2
Hank Luisetti	Stanford	1	1	1	1
John Moir	Notre Dame	1	1	1	2
Paul Nowak	Notre Dame	1		1	1
Ferdinand Pralle	Kansas	1	1		1
Jewell Young	Purdue	1	1		1

Others Receiving Votes		Hm	Cv	MSG	NEA
Ernie Andres	Indiana		2		2
Lou Boudreau	Illinois			1	
Kit Carson	Wash. & Lee			2	
Charles Chuckovits	Toledo		2		2
Pick Dehner	Illinois		3		
Bernard Fliegel	CCNY				1
Bonnie Graham	Mississippi	1			
Matt Guokas	St. Joseph's			2	
Don Henderson	Temple			2	
Bo Johnston	Georgia Tech				3
Earl Keth	Central Mo. St.		3		
Hurbert Kirkpatrick	Baylor	1			2
Red McCrocklin	Western Ky.		3		
Robert Neu	DePaul			2	
Mike Novak	Loyola (Ill.)		2		
John O'Brien	Columbia	1			
Jack Robbins	Arkansas				3
Martin Rolek	Minnesota		2		3
Bob Spessard	Wash. & Lee		2		
Arthur Stoefer	Stanford			2	
Irv Torgoff	Long Island				3
John Townsend	Michigan		1		3
Nat Volpe	Manhattan	1			
Slim Wintermute	Oregon		3		

1939

First Team		Hm	Cv	MSG	CNB
Ernie Andres	Indiana	1	2		2
Jimmy Hull	Ohio St.	1	2		1
Chet Jaworski	Rhode Island	1	2		2
Irv Torgoff	Long Island	1	1	1	1
Slim Wintermute	Oregon	1	1		

Second Team		Hm	Cv	MSG	CNB
Robert Anet	Oregon		1		
Bob Calihan	Detroit				1
Bob Hassmiller	Fordham				1
Mike Novak	Loyola (Ill.)		2		1
Bernard Oppen	Kentucky		1		

Others Receiving Votes		Hm	Cv	MSG	CNB
Howard Black	Temple			1	
Gus Broberg	Dartmouth	1			
Charles Chuckovits	Toledo			2	
Pick Dehner	Illinois		3	1	
Bob Faris	George Washington		3		
Laddie Gale	Oregon	1			
Erwin Graf	Marquette			2	
Jack Harvey	Colorado			1	
Arthur Hillhouse	Long Island			2	
Wilbert Kautz	Loyola (Ill.)		2		2
Bobby Lewis	New York U.			2	
John Lobsiger	Missouri	1			

Others Receiving Votes		Hm	Cv	MSG	CNB
Banks McFadden	Clemson		1		
Jimmy McNatt	Oklahoma		3		
Bobby Moers	Texas	1			
Robert Neu	DePaul			1	
Oscar Olson	Carleton		3		
Ted Panish	Bradley				2
David Quabius	Marquette		3		
Jesse Renick	Oklahoma St.	1			
Stan Szukala	DePaul			2	
Ralph Vaughn	Southern California				2

1940

First Team		Hm	Cv	MSG
Gus Broberg	Dartmouth	1	2	
John Dick	Oregon	1	2	1
George Glamack	North Carolina	1	2	
Bill Hapac	Illinois	1	1	
Ralph Vaughn	Southern California	1	1	1

Second Team		Hm	Cv	MSG
Jack Harvey	Colorado		1	
Marv Huffman	Indiana		1	
Jimmy McNatt	Oklahoma		1	
Jesse Renick	Oklahoma St.	1	2	

Others Receiving Votes		Hm	Cv	MSG
Chester Aubuchon	Michigan St.		3	
Fred Beretta	Purdue	1		
Ralph Giannini	Santa Clara		3	2
Larry Kenney	St. Joseph's			2
John Lobsiger	Missouri	1		
Melvin Milkovich	Duquesne			1
Bill Menke	Indiana		3	
Stan Modzelewski	Rhode Island	1		
Bobby Moers	Texas	1		
Milton Phelps	San Diego St.		3	
Lou Possner	DePaul			2
Edward Riska	Notre Dame			1
Jerry Steiner	Butler			1
Stan Szukala	DePaul			2
Carlisle Towery	Western Ky.		3	
Melford Waits	Tarkio		2	
Paul Widowitz	Duquesne			2

1941

First Team		Hm	Cv	MSG
John Adams	Arkansas	1	2	
Gus Broberg	Dartmouth	1	1	
Howard Engleman	Kansas	1		2
Gene Englund	Wisconsin	1	2	
George Glamack	North Carolina	1	2	

Second Team		Hm	Cv	MSG
Frank Baumholtz	Ohio		1	
Bob Kinney	Rice		1	
Paul Lindemann	Washington St.		1	
Stan Modzelewski	Rhode Island	1		1
Oscar Schechtman	Long Island		1	

Others Receiving Votes		Hm	Cv	MSG
John Barr	Penn St.		3	
Moe Becker	Duquesne			1
Price Brookfield	West Tex. A&M		3	
Frank Carswell	Rice			1
Bob Davies	Seton Hall		3	
Elmer Gainer	DePaul			2
Robert Gerber	Toledo			1
Thomas Guerrero	UC Santa Barb.		2	
Bruce Hale	Santa Clara			2
Lee Huber	Kentucky	1		
Paul Lindemann	Washington St.			
Walt O'Connor	Drake	1		
Milton Phelps	San Diego St.	1		
Edward Riska	Notre Dame		3	
Bill Rutledge	Rhode Island			2
George Sobek	Notre Dame			1
Ray Sundquist	Washington St.	1		

Others Receiving Votes		Hm	Cv	MSG
Carlisle Towery	Western Ky.		2	
Vic Townsend	Oregon		3	
Paul Widowitz	Duquesne			2

1942

First Team		Hm	Cv	MSG	Pic
Price Brookfield	West Tex. A&M	1	1	1	1
Bob Davies	Seton Hall			2	2
Bob Kinney	Rice	1	1	2	1
John Kotz	Wisconsin	1	1		1
Andy Phillip	Illinois	1	3		2
Second Team					
Donald Burness	Stanford				1
Gus Doerner	Evansville		1		
Bob Doll	Colorado			2	1
John Mandic	Oregon St.		1		
Stan Modzelewski	Rhode Island	1	2	1	
George Munroe	Dartmouth	1	2		
Others Receiving Votes		Hm	Cv	MSG	Pic
Ray Evans	Kansas	1			
Robert Faught	Notre Dame		3	1	
Robert Gerber	Toledo		2		2
Charles Halbert	West Tex. A&M		3		
Scotty Hamilton	West Virginia	1			
Dick Holub	Long Island				2
William Holzman	CCNY		3		
Bart Quinn	Toledo			1	
Jack Maddox	West Tex. A&M			2	
Leason McCloud	Colorado			1	
Richard Mehen	Tennessee				2
Bud Millikan	Oklahoma St.	1			
Jim Pollard	Stanford	1			
Bill Rutledge	Rhode Island				2
Forrest Sprowl	Purdue		2		
Andy Zimmer	Indiana		3		

1943

First Team		Hm	TSN	Cv	Pic
Ed Beisser	Creighton	2	3	2	1
Charles B. Black	Kansas		1	2	1
Harry Boykoff	St. John's (N.Y.)	2	1	1	2
Bill Tom Closs	Rice	1	2	2	3
Andy Phillip	Illinois	1	1	1	1
Ken Sailors	Wyoming	1	1	1	2
George Senesky	St. Joseph's	1	1	1	2
Second Team					
Gale Bishop	Washington St.	1	3		
Otto Graham	Northwestern		1	3	
John Kotz	Wisconsin	2		3	1
Bob Rensberger	Notre Dame	1	2	2	
Gene Rock	Southern California		3	2	1
Gerry Tucker	Oklahoma	1		1	
Others Receiving Votes		Hm	TSN	Cv	Pic
Brooms Abramovic	Salem Int'l				3
Don Durdan	Oregon St.		2		2
Ray Evans	Kansas	1			
Robert Faught	Notre Dame		3		3
Jerry Fleishman	New York U.				2
Harold Genschien	Western Mich.			3	
Ted Gossard	Southern California	2			
John Hargis	Texas	2	2		
Milo Komenich	Wyoming	2		3	
John Mahnken	Georgetown	1			
Oran McKinney	Western Ky.	2			
George Mikán	DePaul	2			
Davage Minor	Toledo		2		
William Morris	Washington	1			
Bob Mullens	Fordham	2	2		
Stanley Skaug	Dartmouth	2	3		
Jack Smiley	Illinois			3	
Milton Ticco	Kentucky				3
Joseph Walthall	West Virginia		3		
Clayton Wynne	Arkansas				3

1944

First Team		Hm	TSN	Cv	Pic
Bob Brannum	Kentucky	1	1	2	2
Audley Brindley	Dartmouth	1	1	1	2
Otto Graham	Northwestern	1	1	2	1
Leo Klier	Notre Dame		2	1	1
Bob Kurland	Oklahoma St.	1	2	2	2
George Mikán	DePaul	1	1	1	1
Allie Paine	Oklahoma	1		1	1
Second Team					
Bob Dille	Valparaiso	1			2
Arnie Ferrin	Utah	1		1	
Don Grate	Ohio St.			2	1
Dale Hall	Army	1	1		3
Bill Henry	Rice	1	3		3
Dick Triptow	DePaul		3	2	2
Others Receiving Votes		Hm	TSN	Cv	Pic
Wally Borrevik	Oregon			3	
Herm Brunotte	Canisius		3		
Ernest Calverley	Rhode Island		3		
John Cawood	Western Mich.		3		
William Chandler	Marquette				3
Francis Crossin	Penn				2
David Danner	Iowa		2		
Hyman Gotkin	St. John's (N.Y.)			3	
Charles Haag	Purdue				3
Dick Ives	Iowa				3
Bill Kotsosores	St. John's (N.Y.)			3	
Dick McGuire	St. John's (N.Y.)		2		
William Morris	Washington		2	3	

1945

First Team		Hm	TSN	Cv	AM	DD
Howard Dallmar	Penn	2	1	2		2
Arnie Ferrin	Utah	2	1	1	2	1
Wyndol Gray	Bowling Green		1	1		
William Hassett	Notre Dame	2	2	2	1	
Bill Henry	Rice	1	3	2	2	
Walt Kirk	Illinois	1		1	2	
Bob Kurland	Oklahoma St.	1	1	1	1	1
George Mikán	DePaul	1	1	1	1	1
Second Team						
Don Grate	Ohio St.			3	1	
Dale Hall	Army	1	3	3	3	
Vince Hanson	Washington St.	1	2	3		
Dick Ives	Iowa			2	1	2
Max Morris	Northwestern	1	3	3	3	
Herbert Wilkinson	Iowa	1	2		3	
Others Receiving Votes		Hm	TSN	Cv	AM	DD
Adrian Back	Navy	1				
Ernest Calverley	Rhode Island			3	2	
Robert Dille	Valparaiso	2	2		2	
Jack Dugger	Ohio St.					2
Hyman Gotkin	St. John's (N.Y.)				3	
John Hewson	Temple	2				
Paul Hoffman	Purdue	2				
Jim Jordan	North Carolina	2				
Bill Kotsosores	St. John's (N.Y.)		3		3	1
Fritz Nagy	Akron		2			
Jack Nichols	Southern California					2
Henry O'Keefe	Rensselaer		3			
Don Otten	Bowling Green	2				
Bill Putnam	UCLA	2				
Arnold Risen	Ohio St.	2		2		
Wilber Schu	Kentucky					2
Howard Schultz	Hamlane	1				
Paul Walther	Tennessee					1

1946

First Team		Hm	TSN	Cv	Tru
Leo Klier	Notre Dame	1	2	1	1
Bob Kurland	Oklahoma St.	1	1	1	1
George Mikán	DePaul	1	1	1	1
Max Morris	Northwestern	1	1	1	2
Sid Tanenbaum	New York U.	1	1	3	3

Second Team		Hm	TSN	Cv	Tru
Charles B. Black	Kansas	1	2	3	3
John Dillon	North Carolina	3	1	2	
William Hassett	Notre Dame				1
Tony Lavelli	Yale	1	3	3	
Jack Parkinson	Kentucky	1		1	3
Ken Sailors	Wyoming		3	2	1

Others Receiving Votes		Hm	TSN	Cv	Tru
Vince Boryla	Notre Dame				2
Harry Boykoff	St. John's (N.Y.)				2
Nicholas Buzolich	Pepperdine	3			
Ernest Caverley	Rhode Island	2		3	
Bill Flynt	Arkansas	3			
Billy Gabor	Syracuse	2	3		
Jack Goldsmith	Long Island	2			2
Wyndol Gray	Harvard		2		
Bill Hall	Marshall				3
Wally Hatkevich	Penn St.	3			
John Hewson	Temple	3			
Paul Hoffman	Purdue	2			
Paul Huston	Ohio St.	1		3	
Dick Ives	Iowa				3
Tony Jaros	Minnesota	3			
Jim Jordon	North Carolina	1			
Ed Koffenberger	Duke	2		2	
George Kok	Arkansas		2		
Milo Komenich	Wyoming				2
Bob Lowther	LSU	3			
Garland O'Shields	Tennessee	3			
Don Otten	Bowling Green	2		2	
Fred Quinn	Idaho	2			
Jack Robinson	Baylor	2			
Red Rocha	Oregon St.	3	3		
Rolland Seltz	Hamline			2	
Jack Tingle	Kentucky		3		
John Wallace	Indiana	3			
Herbert Wilkinson	Iowa	2	2		
Andy Wolfe	California	2			

1947

First Team		Hm	Cv	Tru	BC
Ralph Beard	Kentucky	1	1	1	1
Alex Groza	Kentucky	2	2	1	1
Ralph Hamilton	Indiana	1	1	3	3
Sid Tanenbaum	New York U.	1	2	1	1
Gerry Tucker	Oklahoma	1	1	1	1

Second Team		Hm	Cv	Tru	BC
Don Barksdale	UCLA	1	3	3	3
Arnie Ferrin	Utah	1	2		3
Vern Gardner	Utah		1		
John Hargis	Texas	1	3	3	
George Kaftan	Holy Cross	1	1		
Ed Koffenberger	Duke	1	3	3	
Andy Phillip	Illinois			1	1

Others Receiving Votes		Hm	Cv	Tru	BC
Lew Beck	Oregon St.	3	2		
A.L. Bennett	Oklahoma St.				
Charles B. Black	Kansas	2			
Leland Byrd	West Virginia	1			
Bob Cook	Wisconsin		3	2	2
John Dillon	North Carolina			2	2
Billy Gabor	Syracuse	2			
John Hargis	Texas				3

Others Receiving Votes		Hm	Cv	Tru	BC
Paul Hoffman	Purdue	2	3		
Jim Homer	Alabama	3			
Dave Humerickhouse	Bradley	2			
Wah Wah Jones	Kentucky	2	2		
Daniel Krause	Georgetown	2			
Tony Lavelli	Yale	3		2	2
Joe Lord	Villanova	3			
Ed Macauley	St. Louis	3			
Dick McGuire	St. John's (N.Y.)	3		2	2
Clifton McNeely	Texas Wesleyan	3			
Kevin O'Shea	Notre Dame	2		3	3
Red Rocha	Oregon St.	2			
Kenneth Shugart	Navy	2			
Jack Smiley	Illinois	3			
Jack Tingle	Kentucky			2	2
Ernie Vandeweghe	Colgate	3			
Herbert Wilkinson	Iowa	2			

1948

First Team		AP	Hm	Cv	Tru	BC
Ralph Beard	Kentucky	1	1	1	1	1
Ed Macauley	St. Louis	1	1	2	1	1
Jim McIntyre	Minnesota	1	2		2	2
Kevin O'Shea	Notre Dame	1	1	1	1	1
Murray Wier	Iowa	1	1	3	2	2

Second Team		AP	Hm	Cv	Tru	BC
Dick Dickey	North Carolina St.	3	1	2		
Arnie Ferrin	Utah	2	1		1	1
Alex Groza	Kentucky	2	2	1	2	2
Harold Haskins	Hamline		3	1		
George Kaftan	Holy Cross	2	2	1	3	
Duane Klueh	Indiana St.		1			
Tony Lavelli	Yale	2	1	2	1	1
Jack Nichols	Washington		1			
Andy Wolfe	California		1	3		

Others Receiving Votes		AP	Hm	Cv	Tru	BC
Edward Beach	West Virginia		3			
A.L. Bennett	Oklahoma St.	3	2			
Walt Budko	Columbia		3			
Robert Cope	Montana		3			
Paul Courty	Oklahoma		3			
Bob Cousy	Holy Cross	3			2	2
Dwight Eddleman	Illinois	2		3	3	
Peter Elliott	Michigan		2			
Dan Forman	New York U.	3			2	2
Robert Gale	Cornell		2			
Vern Gardner	Utah			3	3	
Wah Wah Jones	Kentucky			3	3	
George Kok	Arkansas	3				
Frank Kudelka	St. Mary's (Cal.)		3			
Slater Martin	Texas		3		3	
Merlin Marty	Loras				2	
Ed Mikan	DePaul		3			
Joe Nelson	Brigham Young		2			
Don Ray	Western Ky.		2			
Jack Robinson	Baylor		2			
Howard Shannon	Kansas St.		2			
Odie Spears	Western Ky.				2	
Dolph Schayes	New York U.		3			
Andy Tonkovich	Marshall		3			

1949

First Team		AP	UPI	Lk	Col	Cv	Hm	TSN
Ralph Beard	Kentucky	1	1	2	1	2	1	3
Vince Boryla	Denver	1	2	1	1	3	1	2
Alex Groza	Kentucky	1	1	1		1	1	1
Tony Lavelli	Yale	1	1	1		2	1	1
Ed Macauley	St. Louis	1	1	1	1	1	1	1
Second Team								
Bill Erickson	Illinois		3		1	4	1	3
Vern Gardner	Utah	2	2	1		2	1	1
Wah Wah Jones	Kentucky	2	1			1		2
Jim McIntyre	Minnesota	3		2	1		3	
Ernie Vandeweghe	Colgate	3	3	2	1	2	1	1
Others Receiving Votes		AP	UPI	Lk	Col	Cv	Hm	TSN
Leo Barnhorst	Notre Dame					3		5
George Cheek	Davidson						3	
Leroy Chollet	Canisius							3
Paul Courty	Oklahoma						3	
Bob Cousy	Holy Cross	2	2	2		4	2	2
Cliff Crandall	Oregon St.					4	2	
Dwight Eddleman	Illinois	2	2			1		
Chet Giermak	William & Mary						3	5
Bob Harris	Oklahoma St.	2	2			3	1	2
Harold Haskins	Hamline					3	3	
Rene Herrerias	San Francisco							4
Jack Kerris	Loyola (Ill.)					3		
Don Lofgran	San Francisco					1	2	
Slater Martin	Texas			2			1	5
Dick McGuire	St. John's (N.Y.)		3			4	2	
Vern Mikkelsen	Hamline					2	2	4
John Oldham	Western Ky.		3				3	4
Kevin O'Shea	Notre Dame	3						
Mac Otten	Bowling Green						2	
J.L. Parks	Oklahoma St.						2	
John Pilch	Wyoming						2	
James Riffey	Tulane							3
Fred Schaus	West Virginia						3	4
Dick Schnittker	Ohio St.	3	3				3	4
Bill Sharman	Southern California						2	3
Whitey Skoog	Minnesota	3						5
George Stanich	UCLA						3	
Bill Tom	Rice						3	
Paul Unruh	Bradley					3	2	
Paul Walther	Tennessee							2
Roger Wiley	Oregon							5




Photo from Minnesota sports information

For three straight years starting in 1949, Minnesota's Whitey Skoog was named to all-America teams including the Associated Press every year. Skoog was named to seven different teams in 1951.

1950

First Team		AP	UPI	Lk	INS	Col	Cv	Hm	TSN	PG
Paul Arizin	Villanova	1	1	1	1	2	1	1	1	2
Bob Cousy	Holy Cross	1	1	1	1	1	2	1	1	1
Dick Schnittker	Ohio St.	1	1	1	1	1	1	1	1	
Bill Sharman	Southern California	2	2		1	1	2	1	1	
Paul Unruh	Bradley	1	1	1	1	1	4	1	4	1
Second Team										
Chuck Cooper	Duquesne		3	1	2		1	2	4	
Don Lofgran	San Francisco	2	2	2	2	2		1	5	1
Kevin O'Shea	Notre Dame	1	1	2			2	2	3	1
Don Rehfeldt	Wisconsin	3	2	2		2	4	2	2	2
Sherman White	Long Island	2	2	2	2	1	3	2	2	1
Others Receiving Votes		AP	UPI	Lk	INS	Col	Cv	Hm	TSN	PG
Billy Joe Adcock	Vanderbilt							3	3	2
Irwin Dambrot	CCNY						3	1		
Dick Dickey	North Carolina St.	2	3				2	3		
Larry Foust	La Salle								5	
Edward Gayda	Washington St.						4	2	5	
Chet Giermak	William & Mary					2		2	2	
Tom Hamilton	Texas							2		
Rick Harman	Kansas St.							2	1	
Harold Haskins	Hamline							1		
Bob Lavoy	Western Ky.			2				3	2	2
Lou Lehman	St. Louis								5	
Jim Line	Kentucky		3							
Clyde Lovellette	Kansas	3					2	3		
Robert MacKinnon	Canisius								2	



Mark Workman of West Virginia earned all-America mention in 1951 and was a second-team consensus all-American the following year while being named to six different teams including first-team by the Associated Press, United Press International, Look Magazine and the Helms Foundation.

Others Receiving Votes		AP	UPI	Lk	INS	Col	Cv	Hm	TSN	PG
Gene Melchiorre	Bradley		2				3	2		
Ken Murray	St. Bonaventure								4	
John Pilch	Wyoming			2		2	3	1	5	
Sam Ranzino	North Carolina St.	2					1	1	3	
Lenny Rzeszewski	Indiana St.								3	
Charles Share	Bowling Green	3	3				3	3	4	1
Whitey Skoog	Minnesota	2						3	3	2
Bill Spivey	Kentucky	3	3		2				3	
George Stanich	UCLA						1	2		
Ed Warner	CCNY									4
Lou Watson	Indiana						4			
George Yardley	Stanford						4	3		
Bob Zawoluk	St. John's (N.Y.)							3	3	

1951

First Team		AP	UPI	Lk	INS	Col	Cv	Hm	TSN
Clyde Lovellette	Kansas	1	1	2		1	2	1	1
Gene Melchiorre	Bradley	1	1	3	1	1		1	2
Bill Milkvy	Temple	1	1	1	1	1	1	1	3
Sam Ranzino	North Carolina St.	1	1	1		1	3	1	2
Bill Spivey	Kentucky	1	1	1	1	1	1	1	1

Second Team

Ernie Barrett	Kansas St.			3	2	1		2	1	1
Bill Garrett	Indiana	2	2	2		2	3	3	1	
Dick Groat	Duke	2	2	3		2	1	1	2	
Mel Hutchins	Brigham Young	3	3	1	1		1	1	1	
Gale McArthur	Oklahoma St.	2	2	1		2	2	1	1	

Others Receiving Votes

Others Receiving Votes		AP	UPI	Lk	INS	Col	Cv	Hm	TSN
John Azary	Columbia	2	2	2		2	4	2	2
Ernie Beck	Penn						4	2	
Ron Bontemps	Beloit								3
Walter Davis	Texas A&M								3
Frank Guisness	Washington								2
Bill Hagler	California								3
Jay Handlan	Wash. & Lee								2
Larry Hennessy	Villanova								3
Roger Johnson	Arizona								3
John Kiley	Syracuse								2
Carl McNulty	Purdue								3
Don Meineke	Dayton						4	3	
Roland Minson	Brigham Young						4		
Albert Nicholas	Wisconsin								3
Mel Payton	Tulane								3
Ray Ragelis	Northwestern				3		2	2	2
Frank Ramsey	Kentucky	3	3				3		2
Dick Ridgway	UCLA								3
Emilio Sinicola	Niagara						4	3	2
Whitey Skoog	Minnesota	3	3	2		2	2	2	3
Jim Slaughter	South Carolina								2
Scott Steagall	Millikin						1		
Ray Steiner	St. Louis								3
Don Sunderlage	Illinois			3			3	2	2
Sherman White	Long Island								1
Mark Workman	West Virginia	3			3				2
Bob Zawoluk	St. John's (N.Y.)	2	2	3			3	1	1

1952

First Team		AP	UPI	Lk	INS	Col	Cv	Hm	Ath
Chuck Darling	Iowa	1	1	1	1	1	2	1	2
Rod Fletcher	Illinois	2	2	1	2	2	1	1	2
Dick Groat	Duke	1	1	1	1	1	1	1	1
Cliff Hagan	Kentucky	1	1		1	1	2	1	1
Clyde Lovellette	Kansas	1	1	2	1	1	1	1	1

Second Team

Bob Houbregs	Washington	3	2	2	2	2		3	
Don Meineke	Dayton	2	3	2	2		3	2	3
Johnny O'Brien	Seattle	3	2		1		2	1	2
Mark Workman	West Virginia	1	1	1		2		1	2
Bob Zawoluk	St. John's (N.Y.)	2	2			2		1	3

Others Receiving Votes

Others Receiving Votes		AP	UPI	Lk	INS	Col	Cv	Hm	Ath
Jesse Arnelle	Penn St.								3
Ernie Beck	Penn						2	2	
James Buchanan	Nebraska								3

Others Receiving Votes		AP	UPI	Lk	INS	Col	Cv	Hm	Ath
Walter Dukes	Seton Hall		3	1				3	3
Paul Ebert	Ohio St.						3		
Tom Gola	La Salle						1		
Forrest Hamilton	Missouri St.						4		
Dickie Hemric	Wake Forest							3	
Larry Hennessy	Villanova	3			2	2	4	3	1
Don Johnson	Oklahoma St.							1	
Don Johnson	UCLA							3	
Robert Kenney	Kansas							2	
Dick Knostman	Kansas St.	3						2	
George McLeod	TCU							3	
Carl McNulty	Purdue						4	2	
Albert Nicholas	Wisconsin			2			3		
Robert Peters	Santa Clara							3	
Bob Pettit	LSU	2	2				4	2	
Ben Purcell	Murray St.						4		
Moe Radovich	Wyoming							2	
Frank Ramsey	Kentucky	2	2				1	2	1
Frank Selvy	Furman						3		
Glen Smith	Utah			2		1			
Bobby Speight	North Carolina St.							3	
Bill Stauffer	Missouri							2	1
Ray Steiner	St. Louis	3	3				3	2	3
Jim Tucker	Duquesne				2			2	
Robert Watson	Kentucky								3



Photo from Rio Grande sports information

Although playing for College Division (Division II) Rio Grande, high-scoring Bevo Francis was named to several all-America teams in 1953 and 1954. He still holds the NCAA record for points in a game with 113 against Hillsdale on February 2, 1954.

1953

First Team		AP	UPI	Lk	INS	NEA	Col	Cv	Hm
Ernie Beck	Penn	1	1	1	1	2	1	1	1
Walt Dukes	Seton Hall	1	1	1	1	1	1	1	1
Tom Gola	La Salle	1	1	2	1	1	1	1	1
Bob Houbregs	Washington	1	1	1	1	1	1	1	1
Johnny O'Brien	Seattle	1	1	1	1	1	1	3	1

Second Team		AP	UPI	Lk	INS	NEA	Col	Cv	Hm
Dick Knostman	Kansas St.	2	2	1	2	1	2	4	1
Bob Pettit	LSU	2	2	2	2	2	2	3	1
Joe Richey	Brigham Young			2	2		2		3
Don Schlundt	Indiana	2	2		1	2	2	2	1
Frank Selvy	Furman	2	2					2	2

Others Receiving Votes		AP	UPI	Lk	INS	NEA	Col	Cv	Hm
Irvin Bemoras	Illinois			2				2	2
B.H. Born	Kansas								1
Jim Bredar	Illinois	3			2				
Bob Carney	Bradley								3
Larry Costello	Niagara								2
Paul Ebert	Ohio St.	2	3	2				3	2
Ron Feiereisel	DePaul		3					3	
Ken Flower	Southern California							2	3
Bevo Francis	Rio Grande	3	2						
Dickie Hemric	Wake Forest								3
Larry Hennessy	Villanova	3	3					4	3
Dean Kelley	Kansas							4	
Don Lange	Navy								3
Bobby Leonard	Indiana	3						1	2
Bob Mattick	Oklahoma St.								1
Bob McKeen	California								2
Chuck Mencil	Minnesota		3					4	
Zippy Morocco	Georgia								3
Chet Noe	Oregon								2
Edward O'Brien	Seattle		3					3	
Togo Palazzi	Holy Cross							4	2
Dick Ricketts	Duquesne					2			2
Gene Schwinger	Rice					2			3
Gene Shue	Maryland							2	2
Bobby Speight	North Carolina St.	3					2	3	2
Arnold Short	Oklahoma City								3



The year 1954 was very good for Togo Palazzi as he led Holy Cross to the NIT championship, was tournament MVP, was named to eight different all-America teams and was the first-round pick of the Boston Celtics.

1954

First Team		AP	UPI	Lk	INS	NEA	Col	Cv	Hm	Tm	BC
Tom Gola	La Salle	1	1	1	1	1	1	1	1	1	1
Cliff Hagan	Kentucky	1	1	2	1	1	1	2	1	2	1
Bob Pettit	LSU	1	1	3	1	2	1	1	1	1	1
Don Schlundt	Indiana	1	1	2	2	2	1	2	1	1	1
Frank Selvy	Furman	1	1	2	1	1	1	1	1	1	1
Second Team											
Bobby Leonard	Indiana	2	2	1	2	1	2	1	2	3	1
Tom Marshall	Western Ky.	2	2	2	2			2	2	3	
Bob Mattick	Oklahoma St.	3	3	1		2	2	4	1	2	2
Frank Ramsey	Kentucky	2	2	1	2			1	2	2	2
Dick Ricketts	Duquesne	2	2	1	1	1	2	3	2	1	2
Others Receiving Votes		AP	UPI	Lk	INS	NEA	Col	Cv	Hm	Tm	BC
Jesse Arnelle	Penn St.								1		
B.H. Born	Kansas								2		
Bob Carney	Bradley							4	1		
Ed Conlin	Fordham				3			4		3	
Larry Costello	Niagara								3	3	
John Clune	Navy								2		
Paul Ebert	Ohio St.		3					3	3		
Bevo Francis	Rio Grande	2	2							2	2
Dick Garmaker	Minnesota							3			
Sihugo Green	Duquesne					2		4		3	
Dickie Hemric	Wake Forest	3							2		
Roy Irvin	Southern California								3		
John Kerr	Illinois	3	3	3				4	2		
Cleo Littleton	Wichita St.								3		
Bob Matheny	California				3						
Togo Palazzi	Holy Cross	3	3	3			2	2	1	2	2
Dick Rosenthal	Notre Dame				2			3	1		
Gene Schwinger	Rice								2		
Ken Sears	Santa Clara								3		
Arnold Short	Oklahoma City	3	3	2		2	2	3	2		2
Gene Shue	Maryland							2	2		
Robert Schafer	Villanova								3		
Maurice Stokes	St. Francis (Pa.)								3		
Walt Walowac	Marshall								3		
Buzzy Wilkinson	Virginia								3		

1955

First Team		AP	UPI	Lk	INS	NEA	Col	Cv	Hm	BC
Dick Garmaker	Minnesota	2	1	1	1	1	2	3	1	2
Tom Gola	La Salle	1	1	1	1	1	1	1	1	1
Sihugo Green	Duquesne	2	1	1	1	1	1	1		1
Dick Ricketts	Duquesne	1	1	1	2	2	1	2	1	1
Bill Russell	San Francisco	1	1	1	1	1	2	1	1	1
Second Team										
Darrell Floyd	Furman	1	2				3		1	2
Robin Freeman	Ohio St.	1	2				1			1
Dickie Hemric	Wake Forest	2	2	1	2	1	2	4	1	1
Don Schlundt	Indiana	2	2			3	1	4	1	1
Ronnie Shavlik	North Carolina St.	2	2		1	2	3	3		2
Others Receiving Votes		AP	UPI	Lk	INS	NEA	Col	Cv	Hm	BC
Jesse Arnelle	Penn St.								2	2
Dick Boushka	St. Louis	3								
Denver Bracheen	Mississippi								2	
Art Bunte	Utah				2	3			2	3
Bob Burrow	Kentucky	3							2	
Ed Conlin	Fordham				1		3	3	1	2
Corky Devlin	George Washington					2				3
Frank Ehmann	Northwestern				1			4		
Swede Halbrosk	Oregon St.								2	
Burdette Haldorson	Colorado								3	
Jerry Harper	Alabama								3	
Tom Heinsohn	Holy Cross	3	3			3	2	3		1
John Horan	Dayton		3					3		3
Rod Hundley	West Virginia							4		
Harry Jorgensen	Wyoming									3
Lester Lane	Oklahoma								3	
Cleo Littleton	Wichita St.								2	3
Johnny Mahoney	William & Mary								3	
Bob McKeen	California				2				3	

Others Receiving Votes		AP	UPI	Lk	INS	NEA	Col	Cv	Hm	BC
Chuck Mencil	Minnesota							1		3
John Moore	UCLA								2	
Dick O'Neal	TCU								2	
Bob Patterson	Tulsa			1		3		2	2	
Art Quimby	Connecticut									2
Jim Reed	Texas Tech								3	
Lennie Rosenbluth	North Carolina								3	
William Seaberg	Iowa								3	
Ken Sears	Santa Clara		3			3		2	3	3
Jack Stephens	Notre Dame		3				2	2	1	2
Maurice Stokes	St. Francis (Pa.)	3	3	1		2	3	2	2	2
Jack Twyman	Cincinnati				2	2		4	3	
Buzzy Wilkinson	Virginia	3						1	1	

1956

First Team		AP	UPI	Lk	INS	NEA	Col	Cv	Hm	BC
Robin Freeman	Ohio St.	1	1	1	1	1	1	1	1	1
Sihugo Green	Duquesne	1	1	1	1	1	1	2	1	1
Tom Heinsohn	Holy Cross	1	2	1	1	1	2	1	1	1
Bill Russell	San Francisco	1	1	1	1	1	1	1	1	1
Ronnie Shavlik	North Carolina St.	2	2	1	1	1	1	2	3	1

Second Team

Bob Burrow	Kentucky	3	3	1		2	2	2	2	1
Darrell Floyd	Furman	1	1				2	1	1	2
Rod Hundley	West Virginia	2	2		2	2	3	2	2	2
K.C. Jones	San Francisco	2	1	1	2	2	1	1		1
Willie Naulls	UCLA	3	3	1	2	2	3	1	1	2
Bill Uhl	Dayton	2	2	1	2	2	2		3	1

Others Receiving Votes

Others Receiving Votes		AP	UPI	Lk	INS	NEA	Col	Cv	Hm	BC
Lloyd Aubrey	Notre Dame									2
Art Bunte	Utah						2		2	2
Carl Cain	Iowa							1		3
Joe Capua	Wyoming					3		2	3	
Raymond Downs	Texas								2	
Bill Ebben	Detroit								2	
Chet Forte	Columbia								2	
Jerry Harper	Alabama							2	2	3
Joe Holup	George Washington	3		1		3	3	2	2	2
Paul Judson	Illinois		3			3		2	3	3
Jim Krebs	Southern Methodist								2	
Hal Lear	Temple						3	1	1	2
Bill Logan	Iowa							2	2	
John McCarthy	Canisius							2		
Julius McCoy	Michigan St.	3	3					2	2	3
Vic Molodet	North Carolina St.							1		3
Dick O'Neal	TCU								2	
Terry Rand	Marquette									3
James Ray	Toledo								2	
Bill Ridley	Illinois	3	3					2		3
Lennie Rosenbluth	North Carolina	2	2		2	3	3	2	1	2
Roger Sigler	LSU								2	
Ron Sobieszczyk	DePaul							2	2	
Norm Stewart	Missouri								1	
Daniel Swartz	Morehead St.							2		
Charlie Tyra	Louisville							1	1	
Temple Tucker	Rice					3				

1957

First Team		AP	BC	UPI	Lk	INS	NEA	Cv	Hm
Wilt Chamberlain	Kansas	1	1	1	1	1	1	1	1
Chet Forte	Columbia	1	2	1	1	2	2	1	1
Rod Hundley	West Virginia	1	1	1	1	2	2	1	1
Jim Krebs	Southern Methodist	2	1	2	1	1	1	1	1
Lennie Rosenbluth	North Carolina	1	1	1	1	1		1	1
Charlie Tyra	Louisville	2	1	2	1	2	1	1	2

Second Team

Elgin Baylor	Seattle	2	2	2	1	1	2	2	2
Frank Howard	Ohio St.	2	3	3	1		1	1	
Guy Rodgers	Temple	3	2	3	1	2	1	2	2
Gary Thompson	Iowa St.	1	2	2	1	2		1	1
Grady Wallace	South Carolina	2		1		1		1	1



Before his 38-year career as the head basketball coach at the University of Northern Iowa and Missouri, Norm Stewart earned first-team all-America honors from the Helms Foundation as a player at Missouri in 1956.

Photo from Missouri sports information



Ohio State's Frank Howard was named as a second-team all-American by the Newspaper Enterprises Association in 1958 before becoming a baseball power hitter during a 16-year career in the Major Leagues.

Others Receiving Votes

		AP	BC	UPI	Lk	INS	NEA	Cv	Hm
Jim Ashmore	Mississippi St.	3		3				2	1
Bruno Boin	Washington		3						
George BonSalle	Illinois		2						
Gene Brown	San Francisco								3
Vincent Cohen	Syracuse							2	2
Johnny Cox	Kentucky			3					3
Archie Dees	Indiana	3	3	3				2	2
Raymond Downs	Texas								2
Bill Ebben	Detroit	3						2	2
Larry Friend	California	3						1	3
Dave Gambbee	Oregon St.								3
Joe Gibbon	Mississippi			2				2	1
Ted Guzek	Butler								3
Richard Heise	DePaul								3
Don Hennon	Pittsburgh								3
Tommy Kearns	North Carolina							2	
Ron Kramer	Michigan		3					2	
Bobby Joe Mason	Bradley								2
Jackie Murdock	Wake Forest							2	
Dick O'Neal	TCU		3						
Jack Parr	Kansas St.							2	2
Jack Quiggle	Michigan St.								1
Hub Reed	Oklahoma City								3
Harvey Schmidt	Illinois							2	
Doug Smart	Washington							2	
James Smith	Steubenville						2		
James Spivey	Southeastern Okla.							2	
Tom Steinke	Brigham Young								2
Bennie Swain	Texas Southern						2		
Win Wilfong	Memphis							2	3
Melvin Wright	Oklahoma St.								3

1958

First Team

		AP	BC	UPI	Lk	INS	NEA	Cv	Hm	TSN
Elgin Baylor	Seattle	1	1	1	1	1	1	1	1	1
Bob Boozer	Kansas St.	2	1	2	1	2		2	1	2
Wilt Chamberlain	Kansas	1	1	1	1	1	1	1	1	1
Don Hennon	Pittsburgh	1	2	1	1	2		1	1	2
Oscar Robertson	Cincinnati	1	1	1	1	1	1	1	1	1
Guy Rodgers	Temple	1	1	1	1	1	1	1	1	1

Second Team

Pete Brennan	North Carolina	2	3	3	1	2		1	2	1
Archie Dees	Indiana	2	2	2	1		1	1	1	2
Mike Farmer	San Francisco	3	2	2	1	2	2	2	1	
Dave Gambbee	Oregon St.			2			2	2	3	
Bailey Howell	Mississippi St.	2	3	3	1			2	2	

Others Receiving Votes

		AP	BC	UPI	Lk	INS	NEA	Cv	Hm	TSN
Richard Barnett	Tennessee St.							1		
Robert Beckel	Air Force								3	
Charles Brown	Seattle							2		
Gene Brown	San Francisco		3							
Leo Byrd	Marshall								3	
Arlen Clark	Oklahoma St.								3	
Jim Cunningham	Fordham								2	
Connie Dierking	Cincinnati					2				
Wayne Embry	Miami (Ohio)								3	
Don Flora	Wash. & Lee								1	
John Green	Michigan St.	3	2	3		2		2	3	2
Vernon Hatton	Kentucky							1	1	
Tom Hawkins	Notre Dame	3	2	2		1		2	2	
Joe Hobbs	Florida							1	2	
Frank Howard	Ohio St.						2			
Tommy Kearns	North Carolina	3								2
Jack Kubiszyn	Alabama								2	
Red Murrell	Drake							2	3	
Don Ohl	Illinois							2	3	
Jack Parr	Kansas St.		3							
Hub Reed	Oklahoma City							2	2	
Alan Seiden	St. John's (N.Y.)								2	
Lloyd Sharrar	West Virginia	2	3	3						
Gary Simmons	Idaho							2	3	
Doug Smart	Washington							2		
James Smith	Steubenville					2				
Henry Stein	Xavier							2	2	
Bennie Swain	Texas Southern							2		
Jerry West	West Virginia	3		3				2	2	
Tony Windis	Wyoming								3	

1959

First Team		AP	BC	UPI	Lk	NEA	Cv	Hm	TSN
Bob Boozer	Kansas St.	1	1	1	1	1	1	1	1
Johnny Cox	Kentucky	1	1	2	1	2	1	1	2
Bailey Howell	Mississippi St.	1	1	1	1	1	1	1	1
Oscar Robertson	Cincinnati	1	1	1	1	1	1	1	1
Jerry West	West Virginia	1	1	1	1	1	1	1	1

Second Team		AP	BC	UPI	Lk	NEA	Cv	Hm	TSN
Leo Byrd	Marshall	2		2		2	1	2	
John Green	Michigan St.	2	2	2	1	2	1	1	2
Tom Hawkins	Notre Dame	2	2	2	1		2	2	2
Don Hennon	Pittsburgh	2	2	1			2	1	1
Alan Seiden	St. John's (N.Y.)		2	2	1	1	2	1	2

Others Receiving Votes		AP	BC	UPI	Lk	NEA	Cv	Hm	TSN
Richard Barnett	Tennessee St.						1		
Robert Beckel	Air Force							2	
Charles Brown	Seattle			3			2		
Mernie Burton	Michigan							3	
Arlen Clark	Oklahoma St.							3	
Bob Ferry	St. Louis	3	3	3	1	2	2	2	2
Rex Frederick	Auburn							2	
Don Goldstein	Louisville							2	3
Jimmy Hagan	Tennessee Tech	3					2		
Lee Harman	Oregon St.							2	
Darrall Imhoff	California						2	2	
Tony Jackson	St. John's (N.Y.)		3						
Ron Johnson	Minnesota	3						3	
Bill Kennedy	Temple							2	
Harry Kirchner	TCU						2	3	
York Larese	North Carolina	3							
Bobby Joe Mason	Bradley							3	
Willie Merriweather	Purdue							2	
Doug Moe	North Carolina								2
Paul Neumann	Stanford						2		
Lou Pucillo	North Carolina St.	2	3	3	1		2	1	
Cal Ramsey	New York U.							3	
John Richter	North Carolina St.		2			2	1		
Jim Rodgers	Idaho St.							3	
Joe Ruklick	Northwestern	3	3				2		
Lee Shaffer	North Carolina		3						
Doug Smart	Washington						2	2	
Gene Tormohlen	Tennessee						2		
Walt Torrence	UCLA			3			1	1	
Herschell Turner	Nebraska							3	
Tony Windis	Wyoming						2	3	



Photo from Northwestern sports information


In 1959, Northwestern's Joe Ruklick earned all-America honors from the Associated Press, the National Association of Basketball Coaches and the Converse Yearbook. He followed that with a three-year career with the Philadelphia Warriors where he is credited with the assist that led to Wilt Chamberlain's record 100th point against the New York Knicks on March 2, 1962.

1960

First Team		AP	BC	UPI	Lk	NEA	Cv	Hm	TSN	CA
Darrall Imhoff	California	1	1	1	1	1	1	1	1	1
Jerry Lucas	Ohio St.	1	1	1	1	1	1	1	1	1
Oscar Robertson	Cincinnati	1	1	1	1	1	1	1	1	1
Tom Stith	St. Bonaventure	2	1	1	1	2	2	1	1	1
Jerry West	West Virginia	1	1	1	1	1	1	1	1	1

Second Team		AP	BC	UPI	Lk	NEA	Cv	Hm	TSN	CA
Terry Dischinger	Purdue	2	2	2	1		1	2	2	
Tony Jackson	St. John's (N.Y.)	1	2	2			2	2		
Roger Kaiser	Georgia Tech	2	2	2	1		1	1		1
Lee Shaffer	North Carolina	3		3	1	2	2	2	2	
Len Wilkens	Providence	2			1	2	1	1	2	

Others Receiving Votes		AP	BC	UPI	Lk	NEA	Cv	Hm	TSN	CA
John Arrillaga	Stanford							3		
Jay Arnette	Texas						1	2		1
Walt Bellamy	Indiana			3	1	2	1	3		
Frank Burgess	Gonzaga							3		
Elbert Butler	Niagara							2		
Jeff Cohen	William & Mary							2		
Jim Darrow	Bowling Green		3	2			1	1		1
Ralph Davis	Cincinnati						2			
Dave DeBusschere	Detroit			3		1	2	3		
Jack Foley	Holy Cross							3		
Cornell Green	Utah St.									1
Henry Hart	Auburn							2		
Dick Hickox	Miami (Fla.)	3								
Wayne Hightower	Kansas						2	3		



North Carolina's Doug Moe made five different all-America teams in 1961 including first team by Look Magazine. He later was an NBA three-time all-star and coached 15 years in the league.

Others Receiving Votes

	AP	BC	UPI	Lk	NEA	Cv	Hm	TSN	CA
Ron Johnson		3				2			
Bill Kennedy	3				2	2	1	2	
York Larese		3							
Bobby Joe Mason		2							
Billy McGill	3	3					3		
Porter Meriwether						2			
Tom Meschery		3							
James Mudd								3	
Max Perry								2	
Gary Phillips								2	
Chuck Rask								3	
Satch Sanders				3		2	1		1
Larry Siegfried						2			
Chris Smith						2			
Chet Walker	2	2	2			2	3	2	
Horace Walker	3		3			2	2		
Max Williams						2			

1961

First Team	AP	BC	UPI	Lk	NEA	Cv	Hm	TSN	CA	NB
Terry Dischinger	1	1	1	1	1	1	1	1	1	1
Roger Kaiser	1	2	1	1	1	2	1	1	1	1
Jerry Lucas	1	1	1	1	1	1	1	1	1	1
Tom Stith	1	1	1	1	1	1	1	1	1	1
Chet Walker	1	1	1	1	3	2	1	2	1	1

Second Team

Walt Bellamy	2	1	2		1	2	2	2		2
Frank Burgess	2	3	3		2	2	1	2		2
Tony Jackson	2	2	2		2		1			2
Billy McGill	2	2	2	1	2	2	2		1	2
Larry Siegfried	3	3	3	1	2	1	1	1	1	2

Others Receiving Votes

	AP	BC	UPI	Lk	NEA	Cv	Hm	TSN	CA	NB
Larry Armstrong							3			
Bill Bridges						1				
Carroll Broussard							2		1	
Howie Carl						2				
Len Chappell						1	3		1	
Tom Chilton						2				
Jeff Cohen							3			
Dave DeBusschere		2	3		2	2	3			
Jack Egan							2			
John Egan							2			
Jack Foley							2			
Charles Hardinett						2				
John Havlicek	3		2			2				
Charles Henke							3			
Art Heyman	3		3			2	3			
Wayne Hightower		3								
Paul Hogue						2				
Don Kojis						1				
York Larese	3	2	3		3	2	2	2		
Billy Ray Lickert							2			
Tom Meschery				1	3	1	2		1	
Doug Moe	2	3		1	3			2		
Don Nelson						2				
Lee Patrone							3			
Gary Phillips				1		1	2			
John Rudometkin	3	3	2		3	2	1			
Earl Shultz							3			
John Tidwell							3			
John Turner							3			
Bob Wiesenhahn						1	1			

1962

First Team	AP	BC	UPI	Lk	NEA	Cv	Hm	TSN	CA
Len Chappell	1	2	2	1	1	1	1	2	1
Terry Dischinger	1	1	1	1	1	1	1	1	1
Jerry Lucas	1	1	1	1	1	1	1	1	1
Billy McGill	1	1	1	1	1	1	1	1	1
Chet Walker	1	1	1	1	1	1	1	1	1

Second Team

Jack Foley	3	2	2	1	2	2	1		
John Havlicek	2	2	1	1	2	1	1	2	1
Art Heyman	2	2	2	1		2	1		1
Cotton Nash	2	3	2	1		2	1	2	1
John Rudometkin	2	1	3		2	2	2		1
Rod Thorn	2	3	2			2	1	1	

Others Receiving Votes		AP	BC	UPI	Lk	NEA	Cv	Hm	TSN	CA
Chris Appel	Southern California								2	
Zelmo Beaty	Prairie View						1			
Bill Chmielewski	Dayton						2			
Dave DeBusschere	Detroit	3	3	3		2	2	2		
Robert Duffy	Colgate							3		
Leroy Ellis	St. John's (N.Y.)						2	3		
Jerry Gardner	Kansas							3		
Cornell Green	Utah St.			3				2		
John Green	UCLA						2	1		
Bill Hanson	Washington						2	2		
Charles Hardinett	Grambling							1		
Paul Hogue	Cincinnati	3	2	3	1	2	1	1		
Harold Hudgens	Texas Tech							3		
Jim Kerwin	Tulane							3		
Ed Miles	Seattle							2		
Don Nelson	Iowa	3	3	3			2	3		
Bobby Rascoe	Western Ky.						1	2		
Jimmy Rayl	Indiana	3		3			2	2		
Garry Roggenburk	Dayton							3		
Paul Silas	Creighton						2	3		
Gerry Smith	Furman							2		
Roger Strickland	Jacksonville						2			
Red Stroud	Mississippi St.						2	3		1
Charlie Warren	Oregon							3		
Hubie White	Villanova								2	
Mike Wroblewski	Kansas St.							2		
Tony Yates	Cincinnati							2		

1963

First Team		AP	BC	BW	UPI	Lk	NEA	TSN	Cv	Hm
Ron Bonham	Cincinnati	1	1	1	1	1	2		1	X
Jerry Harkness	Loyola (Ill.)	1	1	1	1	1	2	1	1	X
Art Heyman	Duke	1	1	1	1	1	1	1	1	X
Barry Kramer	New York U.	1	3	1	2	1	1	2	1	X
Tom Thacker	Cincinnati	2	1	1	1	1	1	1	1	X

Second Team


Gary Bradds	Ohio St.	1	3		1				1	X
Bill Green	Colorado St.	3	1	1	3	1	1	2		X
Cotton Nash	Kentucky	2	2	1	2	1	2		2	X
Rod Thorn	West Virginia	2	2	1	2	1			1	X
Nate Thurmond	Bowling Green				2		1	1	2	X

Others Receiving Votes

Others Receiving Votes		AP	BC	BW	UPI	Lk	NEA	TSN	Cv	Hm
Bill Bradley	Princeton	2	3		2		2	1	2	X
Joe Caldwell	Arizona St.		3							X
Ken Charlton	Colorado			1		1				X
Mel Counts	Oregon St.		2						2	X
Tom Dose	Stanford									X
Dave Downey	Illinois								2	X
Vinnie Ernst	Providence								2	
Lyle Harger	Houston									X
Walt Hazzard	UCLA	2	2	1	3	1		2	2	X
Fred Hetzel	Davidson								2	X
Gary Hill	Oklahoma City									X
Lucious Jackson	Tex.-Pan American								1	
Jim Kerwin	Tulane									X
Bennie Lenox	Texas A&M									X
Eddie Miles	Seattle	3			3		2		2	X
Jeff Mullins	Duke								2	
Bill O'Connor	Canisius									X
Jimmy Rayl	Indiana	3							2	X
Flynn Robinson	Wyoming									X
Paul Silas	Creighton								2	
Dave Stallworth	Wichita St.				3				1	X
Roger Strickland	Jacksonville								2	
Red Stroud	Mississippi St.								2	X
Nick Werkman	Seton Hall	3	2		3			2		X
George Wilson	Cincinnati							2	2	
Tony Yates	Cincinnati	3	3							X


1964

First Team		AP	BC	BW	UPI	TSN	Cv	Hm	NEA
Gary Bradds	Ohio St.	1	1	1	1	1	1	X	1
Bill Bradley	Princeton	1	1	1	1	1	1	X	1
Walt Hazzard	UCLA	1	1	1	1	1	1	X	1
Cotton Nash	Kentucky	1	1	1	1	2	1	X	1
Dave Stallworth	Wichita St.	1	1	1	1	2	1	X	1



Iowa's Don Nelson earned all-America honors in 1961 and 1962 before spending more than 40 years in the NBA as a player, coach and general manager.

Photo from Iowa sports information



In his final year of coaching, Indiana's Branch McCracken was glad to have on his side one of the best sets of twins in college basketball history. Tom (right) and Dick Van Arsdale both earned all-America mention in 1965 while leading the Hoosiers to a 19-5 record.

Second Team

Ron Bonham	Cincinnati	2	3		2		2	X	
Mel Counts	Oregon St.	2	2	1	2		2	X	2
Fred Hetzel	Davidson	2	3		2	2	1	X	
Jeff Mullins	Duke	2	2	1	2	1	1	X	2
Cazzie Russell	Michigan	2	2	1	2	2	1	X	2

Others Receiving Votes

		AP	BC	BW	UPI	TSN	Cv	Hm	NEA
Jim Barnes	UTEP	3	2		3		1	X	
Rick Barry	Miami (Fla.)						2	X	
Bill Buntin	Michigan	3	3		3		2	X	
Darel Carrier	Western Ky.							X	
Billy Cunningham	North Carolina			1			2		
Tom Dose	Stanford							X	
Wayne Estes	Utah St.		3				2	X	
Rich Falk	Northwestern							X	
Gail Goodrich	UCLA						2	X	
Lucious Jackson	Tex.-Pan American					1	2	X	1
Ollie Johnson	San Francisco							X	
Wali Jones	Villanova	3					2	X	
Rick Kaminsky	Yale							X	
Howard Komives	Bowling Green	3			3		1	X	2
Bud Koper	Oklahoma City			1			2	X	
Barry Kramer	New York U.		3		3	2	2	X	
Bennie Lenox	Texas A&M							X	
Ron Miller	Loyola (Ill.)							X	
Willie Murrell	Kansas St.						2	X	
Willis Reed	Grambling							X	2
Kendall Rhine	Rice							X	
Flynn Robinson	Wyoming							X	
Danny Schultz	Tennessee						2		
Paul Silas	Creighton	3	2		3		2	X	2
Levern Tart	Bradley							X	
Stephen Thomas	Xavier							X	
John Thompson	Providence						2	X	
Nick Werkman	Seton Hall							X	

1965

First Team

		AP	BC	BW	UPI	TSN	Cv	Hm	NEA
Rick Barry	Miami (Fla.)	1	1	1	1	2	1	X	1
Bill Bradley	Princeton	1	1	1	1	1	1	X	1
Gail Goodrich	UCLA	1	1	1	1	1	1	X	1
Fred Hetzel	Davidson	1	1	1	1	1	1	X	1
Cazzie Russell	Michigan	1	1	1	1	1	1	X	1

Second Team

Bill Buntin	Michigan	2	2		2	2	2	X	
Wayne Estes	Utah St.	1	2	1	1		1	X	
Clyde Lee	Vanderbilt	2		1	2		1	X	
Dave Schellhase	Purdue	2			2		2	X	
Dave Stallworth	Wichita St.	2	2	1	2	1	1	X	1

Others Receiving Votes

		AP	BC	BW	UPI	TSN	Cv	Hm	NEA
Bob Andrews	Alabama							X	
John Austin	Boston College	3	3	1			2	X	
John Beasley	Texas A&M							X	
Dave Bing	Syracuse		3				2	X	
Talbot Brody	Illinois					2	2		
Billy Cunningham	North Carolina	3	2		2	2	1	X	
A.W. Davis	Tennessee	3		1	3		2	X	
Keith Erickson	UCLA	3			3		2	X	
John Fairchild	Brigham Young		3					X	
Henry Finkel	Dayton							X	
Wilbert Frazier	Grambling							X	
Lou Hudson	Minnesota						2	X	
Jim Jarvis	Oregon St.						2	X	
Ollie Johnson	San Francisco		2		3			X	
Thomas Kimball	Connecticut							X	
Bob Leonard	Wake Forest							X	
Dub Malaise	Texas Tech							X	
Kenneth McIntyre	St. John's (N.Y.)							X	
Ron Reed	Notre Dame							X	
Flynn Robinson	Wyoming						2	X	
Mike Silliman	Army							X	
Jerry Sloan	Evansville					2	1		
Willie Somerset	Duquesne						2	X	
Stephen Thomas	Xavier							X	
Skip Thoren	Illinois	2	3		3		2	X	
Dick Van Arsdale	Indiana				3		2		

Others Receiving Votes		AP	BC	BW	UPI	TSN	Cv	Hm	NEA
Tom Van Arsdale	Indiana						2		
Jim Walker	Providence	3	3				2	X	
Jim Washington	Villanova							X	
Walter Wesley	Kansas							X	

1966

First Team		AP	BC	BW	UPI	TSN	Cv	Hm	NEA
Dave Bing	Syracuse	1	1	1	1	1	1	X	1
Clyde Lee	Vanderbilt	1	1	1	1		1	X	1
Cazzie Russell	Michigan	1	1	1	1	1	1	X	1
Dave Schellhase	Purdue	1	1	1	1	2	1	X	1
Jim Walker	Providence	2	1	1	1	1	2	X	2

Second Team		AP	BC	BW	UPI	TSN	Cv	Hm	NEA
Louie Dampier	Kentucky	1	2		2		1	X	
Matt Guokas Jr.	St. Joseph's	2	2		2	2	2	X	2
Jack Marin	Duke	2	3	1	3	2	1	X	
Dick Snyder	Davidson	2		1	2	1	1	X	2
Bob Verga	Duke	2	2		2		2		
Walter Wesley	Kansas	3	2	1	2	1	2	X	1

Others Receiving Votes		AP	BC	BW	UPI	TSN	Cv	Hm	NEA
Orsten Artis	UTEP							X	
John Austin	Boston College		2		3		2	X	
Jim Barnett	Oregon							X	
John Beasley	Texas A&M							X	
John Block	Southern California							X	
Jerry Chambers	Utah						1	X	
Mel Daniels	New Mexico							X	
Lee DeFore	Auburn							X	
Sonny Dove	St. John's (N.Y.)							X	
Henry Finkel	Dayton	3	3		3		2	X	2
Don Freeman	Illinois						2	X	
Mal Graham	New York U.							X	
Clem Haskins	Western Ky.						2		
Elvin Hayes	Houston					2	2	X	
Bobby Joe Hill	UTEP						1	X	
Lou Hudson	Minnesota		3		3		2		2
Thad Jaracz	Kentucky	3							
Tom Kerwin	Centenary (La.)							X	
Bob Leonard	Wake Forest							X	
Bob Lewis	North Carolina	3	3					X	
Don May	Dayton					2			
Bill Melchionni	Villanova						2	X	
Dick Nemelka	Brigham Young		3	1			1	X	
Dave Newmark	Columbia							X	
Pat Riley	Kentucky	3		1	3		2	X	
Austin Robbins	Tennessee							X	
Charlie Schmaus	VMI							X	
Mike Silliman	Army						2		
Albert Tucker	Okla. Baptist						2		
Wes Unseld	Louisville						2	X	
Jerry Lee Wells	Oklahoma City							X	
Charlie White	Oregon St.							X	

1967

First Team		AP	BC	BW	UPI	TSN	Cv	Hm
Lew Alcindor	UCLA	1	1	1	1	1	1	X
Clem Haskins	Western Ky.	1	2	1	2	2	1	X
Elvin Hayes	Houston	1	1	1	1	1	1	X
Bob Lloyd	Rutgers	2	2	1	1	2	1	X
Wes Unseld	Louisville	1	1	1	1	2	1	X
Bob Verga	Duke	2	1	1	2		2	X
Jim Walker	Providence	1	1	1	1	1	1	X

Second Team		AP	BC	BW	UPI	TSN	Cv	Hm
Louie Dampier	Kentucky	2	3		3		2	X
Mel Daniels	New Mexico	3	2	1	2		2	X
Sonny Dove	St. John's (N.Y.)	3	2		2	1	2	X
Don May	Dayton			1	3	2	1	X
Larry Miller	North Carolina	2	2	1	3		1	X

Others Receiving Votes		AP	BC	BW	UPI	TSN	Cv	Hm
Joe Allen	Bradley							X
Lucius Allen	UCLA							X
Cliff Anderson	St. Joseph's			3				X
Bob Arnzen	Notre Dame							X
Butch Beard	Louisville	3			2			X
Wesley Bialosuknia	Connecticut							X



Photo from Kentucky sports information

Pat Riley helped lead Kentucky to the 1966 NCAA championship game while earning all-America honors from five different sources including a first-team selection from the U.S. Basketball Writers Association. He has enjoyed a long career as an NBA coach.



Mike Warren helped lead UCLA to the NCAA championships in 1967 and 1968 while earning all-America mention both seasons. He later became an actor and was best known for his role as Officer Bobby Hill in *Hill Street Blues*.

Others Receiving Votes

		AP	BC	BW	UPI	TSN	Cv	Hm
Jim Burns	Northwestern	3	3				2	X
Russ Critchfield	California						2	
Walt Frazier	Southern Ill.					2	2	X
Mal Graham	New York U.				3			X
Gary Gray	Oklahoma City						2	X
Shaler Halimon	Utah St.							X
Harry Hollines	Denver							X
Tom Kondla	Minnesota						2	X
Dave Lattin	UTEP	3	3				2	X
Bob Lewis	North Carolina		3					X
Gary Lechman	Gonzaga							X
Steve Mix	Toledo							X
Earl Monroe	Winston-Salem					1	1	
Don Sidle	Oklahoma							X
Don Smith	Iowa St.							X
Keith Swagerty	Pacific						2	X
Chris Thomforde	Princeton						2	
Jim Tillman	Loyola (Ill.)							X
Albert Tucker	Okla. Baptist						1	
Mike Warren	UCLA						2	X
Jo Jo White	Kansas						2	
Ron Widby	Tennessee	2			3		2	X
Sam H. Williams	Iowa							X

1968

First Team

		AP	BC	BW	UPI	TSN	Cv	Hm	BN
Lew Alcindor	UCLA	1	1	1	1	1	1	X	1
Elvin Hayes	Houston	1	1	1	1	1	1	X	1
Pete Maravich	LSU	1	1	1	1	1	1	X	1
Larry Miller	North Carolina	1	1	1	2	2	1	X	1
Wes Unseld	Louisville	1	1	1	1	2	1	X	1

Second Team

Lucius Allen	UCLA	2	2		2	2	1	X	2
Bob Lanier	St. Bonaventure	2	2	1	2		2	X	2
Don May	Dayton	2	2		2	1	1	X	1
Calvin Murphy	Niagara	2	2	1	1		2	X	2
Jo Jo White	Kansas	3	2	1	3	1	2	X	2

Others Receiving Votes

		AP	BC	BW	UPI	TSN	Cv	Hm	BN
Joe Allen	Bradley							X	
Bob Arzen	Notre Dame							X	2
Tom Boerwinkle	Tennessee							X	
Mike Casey	Kentucky								3
Don Chaney	Houston								3
Russ Critchfield	California							X	3
Fred Foster	Miami (Ohio)								3
Shaler Halimon	Utah St.							X	1
Skip Harlicka	South Carolina						2		
Bill Hewitt	Southern California							X	2
Keith Hochstein	Holy Cross							X	
Harry Hollines	Denver							X	
Bill Hosket	Ohio St.						1	X	1
Merv Jackson	Utah		3	1			2	X	1
Johnny Jones	Villanova								3
Bob Kauffman	Guilford					2	2		
Mike Lewis	Duke	3	3		3		2	X	3
Henry Logan	Western Caro.						2		
Mike Maloy	Davidson						2		
Jim McMillian	Columbia				3			X	2
Steve Mix	Toledo							X	
Rick Mount	Purdue	3	3		2		1	X	1
Ron Nelson	New Mexico							X	
Jerry Newsom	Indiana St.								3
Pete O'Dea	St. Peter's							X	
Julius Parsons	Air Force							X	
Walt Piatkowski	Bowling Green							X	
Bob Portman	Creighton							X	
Dave Scholz	Illinois							X	
Charlie Scott	North Carolina						2		3
Don Sidle	Oklahoma							X	
Ed Siudut	Holy Cross								3
Don Smith	Iowa St.		3			2	2	X	3
Ken Spain	Houston						2		
Rich Travis	Oklahoma City							X	
Neal Walk	Florida	2	3		3		2	X	2
Mike Warren	UCLA	3		1	3		1	X	2
Ron Williams	West Virginia					2	2		
Sam H. Williams	Iowa	3					2	X	2

1969

		AP	BC	BW	UPI	TSN	Cv	Hm	NEA
First Team									
Lew Alcindor	UCLA	1	1	1	1	1	1	X	1
Spencer Haywood	Detroit	1	1	1	1	1	1	X	1
Pete Maravich	LSU	1	1	1	1	1	1	X	1
Rick Mount	Purdue	1	1	1	1	1	1	X	1
Calvin Murphy	Niagara	1	2	1	1	2	1	X	2
Second Team									
Dan Issel	Kentucky	2	2	1	3	2	1	X	
Mike Maloy	Davidson	2	3	1	2		1	X	
Bud Ogden	Santa Clara		3	1	2		2		2
Charlie Scott	North Carolina	2	1	1	2	2	1	X	2
Jo Jo White	Kansas	2	2	2	2	1	1	X	1
Others Receiving Votes									
Johnny Arthurs	Tulane							X	
Dennis Awtrey	Santa Clara						2	X	
John Baum	Temple							X	
Butch Beard	Louisville				3		2	X	
Larry Cannon	La Salle					2	2		
Don Curnutt	Miami (Fla.)							X	
Terry Driscoll	Boston College		3				2	X	
Ken Durrett	La Salle							X	
Dick Esleeck	Furman							X	
Gene Ford	Western Mich.							X	
Simmie Hill	West Tex. A&M					1	2		2
Bill Justus	Tennessee							X	
Bob Lanier	St. Bonaventure	2	2		2		2	X	
Bob Lienhard	Georgia							X	
Willie McCarter	Drake						2	X	
Jim McDaniels	Western Ky.							X	
Jim McMillian	Columbia		2	1	3		2	X	
Rex Morgan	Jacksonville							X	
Howard Porter	Villanova	3	3		3		2		
Bob Portman	Creighton							X	
Marvin Roberts	Utah St.							X	
John Roche	South Carolina						2	X	
Dave Scholz	Illinois	3						X	
Bingo Smith	Tulsa	3					2	X	
David Sorenson	Ohio St.	3					2	X	
Bob Tallent	George Washington							X	
George Thompson	Marquette						2		
Rudy Tomjanovich	Michigan					2	2	X	2
Rich Travis	Oklahoma City							X	
Neal Walk	Florida	3	3		3	2	1	X	
Elnardo Webster	St. Peter's							X	



Photo from Michigan sports information

Michigan's Rudy Tomjanovich was named to all-America teams in 1969 and 1970 before enjoying a long career in the NBA as a player and coach. He also has coached the USA Olympic basketball team.

1970

		AP	BC	BW	UPI	TSN	Cv	Hm	BN
First Team									
Dan Issel	Kentucky	1	1	1	1	1	1	X	1
Bob Lanier	St. Bonaventure	1	1	1	1	1	1	X	1
Pete Maravich	LSU	1	1	1	1	1	1	X	1
Rick Mount	Purdue	1	1	1	1	2	1	X	1
Calvin Murphy	Niagara	1	2	1	1	2	1	X	2
Second Team									
Austin Carr	Notre Dame	2	2	1	2	2	1	X	1
Jim Collins	New Mexico St.			1			2	X	2
John Roche	South Carolina	2	3	1	2		1	X	1
Charlie Scott	North Carolina	2	1	1	2	1	1	X	1
Sidney Wicks	UCLA	3	2	1	3	2	2	X	1
Others Receiving Votes									
Nate Archibald	UTEP								2
Dennis Awtrey	Santa Clara						2	X	3
Dave Cowens	Florida St.					2	2	X	
Don Curnutt	Miami (Fla.)							X	
Ken Durrett	La Salle							X	
Artis Gilmore	Jacksonville	2	2		2	2	1	X	2
Travis Grant	Kentucky St.								3
John Johnson	Iowa	3			3		2	X	1
Sam Lacey	New Mexico St.								2
Bob Lienhard	Georgia							X	
Stan Love	Oregon							X	
Mike Maloy	Davidson	3	3		3	2	2	X	3
Jim McDaniels	Western Ky.						2	X	3
Jim McMillian	Columbia	3	2			2	2	X	2
Cliff Meely	Colorado								3



The NCAA's all-time leading scorer, Travis Grant played at College Division (Division II) Kentucky State where he earned all-America honors in 1971 and 1972 including first-team selections by the Converse Yearbook and Basketball Weekly in 1972.

Others Receiving Votes

		AP	BC	BW	UPI	TSN	Cv	Hm	BN
Dean Meminger	Marquette						2	X	2
John Mengelt	Auburn							X	
Mike Newlin	Utah								3
Andrew Owens	Florida							X	
Jim Oxley	Army							X	
Geoff Petrie	Princeton								3
Gene Phillips	Southern Methodist								3
Howard Porter	Villanova						2		2
Mike Pratt	Kentucky						2		
Marvin Roberts	Utah St.							X	2
Dave Robisch	Kansas							X	
Curtis Rowe	UCLA						2	X	
Ralph Simpson	Michigan St.		3					X	2
David Sorenson	Ohio St.						2	X	
John Sutter	Tulane							X	
Fred Taylor	Tex.-Pan American							X	
Ollie Taylor	Houston							X	
Rudy Tomjanovich	Michigan	2	3		2	1	1	X	1
John Vallely	UCLA	3	3		3		2	X	
Paul Westphal	Southern California								3
Howard Wright	Austin Peay								3
Rich Yunkus	Georgia Tech				3		2	X	

1971

First Team

		AP	BC	BW	UPI	TSN	Cv	Hm	NEA	BN
Austin Carr	Notre Dame	1	1	1	1	1	1	X	1	1
Artis Gilmore	Jacksonville	1	1	1	1	1	1	X	1	1
Jim McDaniels	Western Ky.	1	1	2	2	1	1	X	1	1
Dean Meminger	Marquette	1	1	1	1	2	1	X	2	1
Sidney Wicks	UCLA	1	1	1	1	1	1	X	1	1

Second Team

Ken Durrett	La Salle		2	1	2	1	1	X	2	1
Johnny Neumann	Mississippi	2	2	2	2		1	X	2	3
Howard Porter	Villanova	3	2		2	2	1	X	2	1
John Roche	South Carolina	2	2	2	1	1	1	X	1	1
Curtis Rowe	UCLA	2	3		2		1	X		4

Others Receiving Votes

		AP	BC	BW	UPI	TSN	Cv	Hm	NEA	BN
Fred Brown	Iowa	3				2	2	X		1
Dave Bustion	Denver							X		
Bill Chatmon	Baylor							X		
Jim Cleamons	Ohio St.						2	X		5
Charlie Davis	Wake Forest		4			2	2	X		2
Randy Denton	Duke							X		5
Jimmy England	Tennessee							X		3
Julius Erving	Massachusetts		3		3		2	X		2
Mike Gale	Elizabeth City									5
John Gianelli	Pacific							X		
Travis Grant	Kentucky St.									3
Jeff Halliburton	Drake									3
Steve Hawes	Washington							X		5
Willie Humes	Idaho St.									5
Jim Irving	St. Louis									4
Collis Jones	Notre Dame									5
Jake Jones	Assumption									4
Dennis Layton	Southern California				2		2			3
Dana Lewis	Tulsa							X		3
Willie Long	New Mexico							X		4
Stan Love	Oregon		4				2	X	2	2
Ted McClain	Tennessee St.								2	4
George McGinnis	Indiana	3	3		3		2	X		2
Kennedy McIntosh	Eastern Mich.									4
Cliff Meely	Colorado	3	4	2		2	2	X		1
John Mengelt	Auburn							X		2
Mike Newlin	Utah					2		X		3
Greg Northington	Alabama St.									4
Jim O'Brien	Boston College		4							
Tom Owens	South Carolina									5
Gene Phillips	Southern Methodist									4
Jackie Ridgle	California									5
Marvin Roberts	Utah St.							X		4
Dave Robisch	Kansas	2	3		3		2	X		2
Jim Rose	Western Ky.									5
Clarence Sherrod	Wisconsin							X		
Bill Smith	Syracuse							X		
Elmore Smith	Kentucky St.					2	2		2	2
Willie Sojourner	Weber St.		4				2			2

Others Receiving Votes		AP	BC	BW	UPI	TSN	Cv	Hm	NEA	BN
Marvin Stewart	Nebraska							X		2
George Trapp	Long Beach St.									3
Poo Welch	Houston									3
Paul Westphal	Southern California	2	3		3		2	X	2	2
Henry Wilmore	Michigan						2	X		
Dave Wohl	Penn									4
Charlie Yelverton	Fordham				3		2	X		5
Rich Yunkus	Georgia Tech	3	2				2	X		3

1972

First Team		AP	BC	BW	UPI	TSN	Cv	Hm	NEA	Wk
Henry Bibby	UCLA	2	1	1	1		1	X		1
Jim Chones	Marquette	1			1	2	1		2	
Dwight Lamar	La.-Lafayette	1	2	1	1		1	X	1	1
Ed Ratleff	Long Beach St.	1	1	1	1	1	1	X	1	1
Tom Riker	South Carolina	1	1	1	2	2	1	X		
Bill Walton	UCLA	1	1	1	1	1	1	X	1	1


Second Team		AP	BC	BW	UPI	TSN	Cv	Hm	NEA	Wk
Rich Fuqua	Oral Roberts	3		1			2	X		
Robert McAdoo	North Carolina	2	3	1	2	1	1	X	1	
Barry Parkhill	Virginia	2	3	1	2		1	X	2	1
Jim Price	Louisville	2	1	1	2	2	1	X		1
Henry Wilmore	Michigan		3	1	3		2	X		1

Others Receiving Votes		AP	BC	BW	UPI	TSN	Cv	Hm	NEA	Wk
Mike Bantom	St. Joseph's							X		
Marvin Barnes	Providence		4							
Fred Boyd	Oregon St.					2	2	X	2	
Allan Bristow	Virginia Tech							X		
Dave Bustion	Denver							X		
Bill Chamberlain	North Carolina								2	
Doug Collins	Illinois St.							X		
Kresimir Cosic	Brigham Young		4		3		2	X		
Bob Davis	Weber St.							X		
Dwight Davis	Houston	2					2	X		
Mel Davis	St. John's (N.Y.)		3					X		1
Ernie DiGregorio	Providence		4							
Ernie Fleming	Jacksonville							X		
Harold Fox	Jacksonville					2				
John Gianelli	Pacific		4					X		1
Travis Grant	Kentucky St.					2	1	X		1
Steve Hawes	Washington							X	2	
Allan Hornyak	Ohio St.		3		2		2	X		
Ron King	Florida St.							X		
Greg Kohls	Syracuse							X		
Bob Lackey	Marquette							X		
Russell Lee	Marshall						2			1
Tom McMillen	Maryland	3			3		2	X		1
Bob Morse	Penn		2				2	X		
Wil Robinson	West Virginia	3					2	X		1
Hank Siemiontkowski	Villanova							X		
Bud Stallworth	Kansas	3				1	2	X	1	
Mike Stewart	Santa Clara							X		
Brian Taylor	Princeton	3	2		3	1	2	X	2	
Ansley Truitt	California							X		
Paul Westphal	Southern California		2		3	2	2			1
Luke Witte	Ohio St.		4							
Dennis Wuycik	North Carolina		2				2	X		1

1973

First Team		AP	BC	BW	UPI	TSN	Cv	Hm	NEA	Wk
Doug Collins	Illinois St.	2	1	1	1	1	1	X	1	1
Ernie DiGregorio	Providence	1	2	2	2		1	X	2	3
Dwight Lamar	La.-Lafayette	2	2	2	1	2	1	X	2	2
Ed Ratleff	Long Beach St.	1	1	1	1	1	1	X	1	1
David Thompson	North Carolina St.	1	1	2	1	1	1	X	1	1
Bill Walton	UCLA	1	1	1	1	1	1	X	1	1
Keith Wilkes	UCLA	2	1	2	2		1	X		

Second Team		AP	BC	BW	UPI	TSN	Cv	Hm	NEA	Wk
Jim Brewer	Minnesota	2	2	1	2	2	1	X	1	3
Tom Burluson	North Carolina St.		3	2	3		2	X		
Larry Finch	Memphis			1			2	X		3
Kevin Joyce	South Carolina	2	2		2	2	1	X		2
Tom McMillen	Maryland	3	2		2		1	X		2
Kermit Washington	American	1	4				2	X		



At 7-4, Tom Burluson earned all-America honors as a dominant center on North Carolina State teams that went undefeated in 1973 and won the NCAA championship in 1974. He also played on the 1972 U.S. Olympic team at the Munich Olympics in the infamous semifinal game against the USSR that ended the U.S. team's Olympic winning streak.

Photo from North Carolina State sports information



A second-team consensus all-American in 1974, Billy Knight led Pittsburgh to a 25-4 record and an NCAA "Elite Eight" appearance. Following an 11-year professional career, Knight is currently the general manager of the Atlanta Hawks.

Others Receiving Votes

		AP	BC	BW	UPI	TSN	Cv	Hm	NEA	Wk
Mike Bantom	St. Joseph's	3	4			2	2	X		
Marvin Barnes	Providence		4		3		2	X		3
Ron Behagen	Minnesota		4		3	1	2	X	2	2
Willie Biles	Tulsa							X		
Jim Bradley	Northern Ill.									3
Allan Bristow	Virginia Tech							X		
John Brown	Missouri	3	3			2	2	X	2	
Kresimir Cosic	Brigham Young		4					X		
Steve Downing	Indiana						2	X		
Ozie Edwards	Oklahoma City							X		
Rich Fuqua	Oral Roberts	3					2	X		
Mike Green	Louisiana Tech								2	
Allan Hornyak	Ohio St.		3		3		2	X		
Wendell Hudson	Alabama						2	X		
Larry Kenon	Memphis						2			1
Kevin Kunnert	Iowa							X		
Steve Mitchell	Kansas St.							X		
Louie Nelson	Washington							X		
Robert Parrish	Centenary (La.)									2
Barry Parkhill	Virginia		3				2	X		
Harry Rogers	St. Louis							X		
Billy Schaeffer	St. John's (N.Y.)	3	3		3		2	X		
John Shumate	Notre Dame							X		
Aron Stewart	Richmond							X		
Mike Stewart	Santa Clara							X		
Martin Terry	Arkansas							X		
Nick Weatherspoon	Illinois							X		
Fly Williams	Austin Peay						2			

1974

First Team

		AP	BC	BW	UPI	TSN	Cv	Hm	Wk	BN
Marvin Barnes	Providence	1	1	1	1	1	1	X	1	1
John Shumate	Notre Dame	1	1	1	1	2	1	X	1	1
David Thompson	North Carolina St.	1	1	1	1	1	1	X	1	1
Bill Walton	UCLA	1	1	1	1	1	1	X	1	1
Keith Wilkes	UCLA	1	1	1	1	2	1	X		1

Second Team

Len Elmore	Maryland	2	2	2	2		1	X	2	
Larry Fogle	Canisius	2	3	2	2		2	X	3	
Bobby Jones	North Carolina	2	2	2	2		1	X	2	
Billy Knight	Pittsburgh	2	2	2	3	2	2	X	2	
Campy Russell	Michigan	3	2	2	3		1	X	1	2

Others Receiving Votes


		AP	BC	BW	UPI	TSN	Cv	Hm	Wk	BN
Alvan Adams	Oklahoma		4					X		
Dan Anderson	Southern California							X		
Lloyd Batts	Cincinnati								3	
Willie Biles	Tulsa							X		
Gary Brokaw	Notre Dame			5	3		2	X		
Quinn Buckner	Indiana			4						
Tom Burleson	North Carolina St.	3	3		2		1	X		
Louis Dunbar	Houston			5					3	
Dennis DuVal	Syracuse	3	5			1	2	X	3	2
John Garrett	Purdue							X		
Leonard Gray	Long Beach St.							X		
Steve Green	Indiana							X		
Kevin Grevey	Kentucky			5				X		
Tom Henderson	Hawaii	3	4			1	2	X	2	2
Frank Kendrick	Purdue							X		
Ron Lee	Oregon			4				X		
John Lucas	Maryland	2	3			2	2			2
Maurice Lucas	Marquette			3			2	X		
Sam McCants	Oral Roberts							X		
Tom McMillen	Maryland	3	2		2		1	X		
Frank Oleynick	Seattle							X		
Robert Parrish	Centenary (La.)			5				X		
Kevin Restani	San Francisco							X		
Mike Robinson	Michigan St.						2	X		
Mike Sojourner	Utah						2	X		
Kevin Stacom	Providence		3		3	2	2	X	3	2
Aron Stewart	Richmond							X		
Monte Towe	North Carolina St.						2	X		
Jan van Breda Kolff	Vanderbilt			4			2			
Marvin Webster	Morgan St.						2			
Fly Williams	Austin Peay				3		2	X	2	
Brian Winters	South Carolina							X		

1975

First Team		AP	BC	BW	UPI	TSN	Cv	Hm	Wk
Adrian Dantley	Notre Dame	1	1	1	1	1	1	X	1
John Lucas	Maryland	2	1	2	1	1	1	X	2
Scott May	Indiana	1	2	2	1		1	X	2
Dave Meyers	UCLA	1	1	1	1	1	1	X	1
David Thompson	North Carolina St.	1	1	1	1	1	1	X	1

Second Team		AP	BC	BW	UPI	TSN	Cv	Hm	Wk
Ticky Burden	Utah	1	2	2	2	2	1	X	
Leon Douglas	Alabama	2	2	1	3	1	1	X	2
Kevin Grevey	Kentucky	2	2	1	2	2	1	X	
Ron Lee	Oregon	3	1	2	2	2	2	X	
Gus Williams	Southern California	2	2	2	3	2	2	X	2

Others Receiving Votes		AP	BC	BW	UPI	TSN	Cv	Hm	Wk
Alvan Adams	Oklahoma		3				2	X	3
Kent Benson	Indiana		4				2	X	
Junior Bridgeman	Louisville		4	2	3		1	X	
Skip Brown	Wake Forest							X	
Quinn Buckner	Indiana		3		2		2		3
Charles Cleveland	Alabama		5						
Louis Dunbar	Houston								3
Bob Elliott	Arizona							X	
Bo Ellis	Marquette		4				2		
Phil Ford	North Carolina						2		
John Garrett	Purdue							X	
Steve Green	Indiana		3		3		2	X	
Rudy Hackett	Syracuse	2					2	X	3
Ron Haigler	Penn		5						
Lionel Hollins	Arizona St.	3	3			1	1	X	1
Rich Kelley	Stanford		4		3			X	
Bernard King	Tennessee		3		2		2	X	2
Mitch Kupchak	North Carolina						2	X	
Charles Kupec	Michigan							X	
Jim Lee	Syracuse							X	
Walter Luckett	Ohio							X	
Clyde Mayes	Furman	3	4			2	2	X	1
Bob McCurdy	Richmond	3						X	
Joe Meriweather	Southern Ill.		5			2		X	
Allen Murphy	Louisville						2	X	
Frank Oleynick	Seattle		5					X	
Robert Parrish	Centenary (La.)		5					X	
Ruben Rodriguez	Long Island							X	
Phil Sellers	Rutgers	3						X	
Ricky Sobers	UNLV							X	3
Richard Washington	UCLA						2	X	
Marvin Webster	Morgan St.						2		
Chuckie Williams	Kansas St.							X	



Lionel Hollins led Arizona State to a 25-4 record in 1975 and earned all-America honors from six different sources including first-team selections by *The Sporting News*, the *Converse Yearbook* and *Basketball Weekly*.

Photo from Arizona State sports information

1976

First Team		AP	BC	BW	UPI	TSN	Cv	Wk	Hm
Kent Benson	Indiana	1	1	2	1		1	1	X
Adrian Dantley	Notre Dame	1	1	1	1	1	1	1	X
John Lucas	Maryland	1		1	1	1	1		X
Scott May	Indiana	1	1	1	1	1	1	1	X
Richard Washington	UCLA	2	1	1	1	2	1	2	X

Second Team		AP	BC	BW	UPI	TSN	Cv	Wk	Hm
Phil Ford	North Carolina	2	1		2	1	1	1	X
Bernard King	Tennessee	3	3	1	2		2		X
Mitch Kupchak	North Carolina	2	2	2	2		2		X
Phil Sellers	Rutgers	1	2	2	2		1		X
Earl Tatum	Marquette	3	2	2	2		2	2	X

Others Receiving Votes		AP	BC	BW	UPI	TSN	Cv	Wk	Hm
Quinn Buckner	Indiana						2		X
Rick Bullock	Texas Tech								X
Will Bynum	VMI								X
Kenny Carr	North Carolina St.	3	3		3	2	2		X
Leon Douglas	Alabama	3	2		3	2	1	2	X
James Edwards	Washington								X
Bob Elliott	Arizona								X
Bo Ellis	Marquette						2		
Terry Furlow	Michigan St.	3			3		2		X
Jack Givens	Kentucky								X
Rickey Green	Michigan						1		X
Ed Gregg	Utah St.								X
Ernie Grunfeld	Tennessee		3		3		2		X
Hercle Ivy	Iowa St.								X



Lafayette's Todd Tripucka earned all-America honors from the Helms Foundation in 1976. He is one of four brothers who scored a combined 5,632 points, the most of any brother combination in NCAA history. The Tripucka brothers—Todd and Tracy from Lafayette, T.K. from Fordham and Kelly from Notre Dame—played from 1970-81.

Others Receiving Votes		AP	BC	BW	UPI	TSN	Cv	Wk	Hm
Marques Johnson	UCLA		2				2		X
Dave Kyle	Cleveland St.								X
Ron Lee	Oregon	2	3		3	2	2	2	X
Marcos Leite	Pepperdine								X
Cedric Maxwell	Charlotte								X
Eddie Owens	UNLV								X
Robert Parrish	Centenary (La.)	2				1	2	1	X
Marshall Rogers	Tex.-Pan American						2		X
Willie Smith	Missouri		3	2			1		X
Pat Tallent	George Washington								X
Ira Terrell	Southern Methodist								X
Todd Tripucka	Lafayette								X
Wally Walker	Virginia						2		
Lloyd Walton	Marquette						2		
Chuckie Williams	Kansas St.					2	2	2	X

1977

First Team		AP	BC	BW	UPI	TSN	Cv	WA	Hm	Wk
Kent Benson	Indiana	1	1		1	1	1	1	X	
Otis Birdsong	Houston	2	1	1	1	1	1	1	X	
Phil Ford	North Carolina	1	1	1	2	2	1	1	X	1
Rickey Green	Michigan	1	1	1	1	1	2	1	X	1
Marques Johnson	UCLA	1	1	2	1	1	1	1	X	1
Bernard King	Tennessee	1	2	2	1	2	1		X	1

Second Team

Greg Ballard	Oregon			3	2		2	1	X	
Bill Cartwright	San Francisco	2	3		2				X	
Rod Griffin	Wake Forest	3	5	2	3				X	
Ernie Grunfeld	Tennessee	2	2	2	2	2	2	1	X	
Phil Hubbard	Michigan	3	2	1			2		X	
Butch Lee	Marquette	2	3		2		1		X	
Mychal Thompson	Minnesota	2	2	1	2	2	2	1	X	1

Others Receiving Votes

Others Receiving Votes		AP	BC	BW	UPI	TSN	Cv	WA	Hm	Wk
Larry Bird	Indiana St.		3		3					
Winford Boynes	San Francisco		3							
Ron Brewer	Arkansas									X
Skip Brown	Wake Forest		4							
Kenny Carr	North Carolina St.		4		3	1	2		X	
Wesley Cox	Louisville						1		X	
Walter Davis	North Carolina								X	
T.R. Dunn	Alabama						2		X	
James Edwards	Washington								X	
Bob Elliott	Arizona			4			2		X	
Bo Ellis	Marquette	3	2				2		X	
Jack Givens	Kentucky			4					X	
Mike Glenn	Southern Ill.								X	
Tony Hanson	Connecticut			5						
Joe Hassett	Providence			3					X	
Steve Hayes	Idaho St.								X	
Jeff Jones	Virginia			5				1		
Toby Knight	Notre Dame								X	
Tommy LaGarde	North Carolina					2	2			
Lew Massey	Charlotte								X	
Cedric Maxwell	Charlotte			5	3		1	1	X	
Glenn Mosley	Seton Hall								X	
Calvin Natt	La.-Monroe								X	
Eddie Owens	UNLV						2		X	
Ronnie Perry	Holy Cross						2			
Dexter Reed	Memphis						2			
Anthony Roberts	Oral Roberts			5			1		X	
Rick Robey	Kentucky			4			1			
Tree Rollins	Clemson	3	5				2		X	
Mike Russell	Texas Tech								X	
Greg Sanders	St. Bonaventure								X	
Jeff Wilkins	Illinois St.								X	
Freeman Williams	Portland St.	3			3		2		X	
Ray Williams	Minnesota					2			X	
Gary Yoder	Cincinnati								X	

1978

First Team		AP	BC	BW	UPI	TSN	Cv	WA	Hm	Wk
Larry Bird	Indiana St.	1	1	2	1	1	1	1	X	1
Phil Ford	North Carolina	1	1	1	1	1	1	1	X	1
David Greenwood	UCLA	1	1	2	1		1	1	X	3
Butch Lee	Marquette	1	1	1	1	1	1	1	X	1
Mychal Thompson	Minnesota	1		2	1	1	1	1	X	1

Second Team		AP	BC	BW	UPI	TSN	Cv	WA	Hm	Wk
Ron Brewer	Arkansas	2		1			1	1	X	3
Jack Givens	Kentucky	2	2	2	2		1	1	X	
Rod Griffin	Wake Forest	3	2	2	3	1	1		X	2
Rick Robey	Kentucky	3	1		2	2	1	1	X	3
Freeman Williams	Portland St.	2	2	1	2	2	2		X	3
Others Receiving Votes		AP	BC	BW	UPI	TSN	Cv	WA	Hm	Wk
James Bailey	Rutgers		3		2	2	2		X	2
Dave Batton	Notre Dame								X	
Winford Boynes	San Francisco			3						
Michael Brooks	La Salle								X	
Ron Carter	VMI								X	
Bill Cartwright	San Francisco						2		X	
Michael Cooper	New Mexico			1					X	
Dave Corzine	DePaul	2	2		3		2	1	X	3
Marvin Delph	Arkansas						2			
Mike Evans	Kansas St.	3							X	
Mike Gminski	Duke						2		X	
Darrell Griffith	Louisville						2		X	
George Johnson	St. John's (N.Y.)					2			X	
Magic Johnson	Michigan St.	3	2		3				X	2
Vinnie Johnson	Baylor								X	
Reggie King	Alabama	2					2		X	
Jim Krivacs	Texas								X	
Kyle Macy	Kentucky				3					
Carl McPipe	Nebraska								X	
Mike Mitchell	Auburn						2			
Sidney Moncrief	Arkansas	3	3		2			1	X	
Paul Mokeski	Kansas								X	
Jonathan Moore	Furman								X	
Mike O'Koren	North Carolina		3				2			2
Ronnie Perry	Holy Cross						2			
Roger Phegley	Bradley				3		2		X	
Kendal Pinder	North Carolina St.								X	
Mike Russell	Texas Tech								X	
Greg Sanders	St. Bonaventure								X	
Jim Spanarkel	Duke						1		X	
Reggie Theus	UNLV									2
Terry Tyler	Detroit								X	
Darnell Valentine	Kansas						2			
Jerome Whitehead	Marquette		3				2			
Sly Williams	Rhode Island						2			
Rick Wilson	Louisville									1
Gary Winton	Army								X	





Photo from UNLV sports information

UNLV's Reggie Theus was named second-team all-America by Basketball Weekly in 1978 and went on to a 13-year career in the NBA, including two all-star games. He is now the head coach at New Mexico State.

1979

First Team		AP	BC	BW	UPI	TSN	Cv	WA	Hm
Larry Bird	Indiana St.	1	1	1	1	1	1	1	X
Mike Gminski	Duke	2	1	1	1	2	2	1	X
David Greenwood	UCLA	1	1		1	2	1	1	X
Magic Johnson	Michigan St.	1	1	1	1	1	1	1	X
Sidney Moncrief	Arkansas	1	1	1	2	2	1	1	X
Second Team		AP	BC	BW	UPI	TSN	Cv	WA	Hm
Bill Cartwright	San Francisco	1	2	1	2	1	1	1	X
Darrell Griffith	Louisville		3		2	1	1		X
Calvin Natt	La.-Monroe	2	4	2		2	1		X
Mike O'Koren	North Carolina		2	2	2	1	1		X
Jim Paxson	Dayton		3	2					
Jim Spanarkel	Duke		2		1		2	1	X
Kelly Tripucka	Notre Dame	3	2	2	2				X
Sly Williams	Rhode Island	3		2	3		2		X
Others Receiving Votes		AP	BC	BW	UPI	TSN	Cv	WA	Hm
Mark Aguirre	DePaul						2		X
Danny Ainge	Brigham Young		4						
James Bailey	Rutgers		4			1	2		X
Gene Banks	Duke				3				
Roosevelt Bouie	Syracuse								X
Michael Brooks	La Salle								X
Lawrence Butler	Idaho St.						2		X
Joe Barry Carroll	Purdue	3	3				2		X
Pat Cummings	Cincinnati								X
Nick Galis	Seton Hall								X
Gary Garland	DePaul								X
John Gerdy	Davidson								X
Al Green	LSU						2		
Roy Hamilton	UCLA	3							X



Maryland's Albert King earned second-team consensus all-America status in 1980 and appeared on four all-America teams in 1981. He scored 2,058 points in his career at Maryland and when added to the 1,962 scored by his brother Bernard at Tennessee and the 449 by Gerald at Hostra, the King brothers have the third highest combined total for points by brothers in NCAA history.

Others Receiving Votes

		AP	BC	BW	UPI	TSN	Cv	WA	Hm
Reggie Johnson	Tennessee								X
Vinnie Johnson	Baylor	2					2		X
Greg Kelsner	Michigan St.	3					1	1	X
Reggie King	Alabama	2	2				1	1	X
Larry Knight	Loyola (Ill.)								X
Jim Krivacs	Texas						2		
David Lawrence	McNeese St.								X
Ronnie Lester	Iowa	2	3		3				X
Kyle Macy	Kentucky		3				2		
Jonathan Moore	Furman								X
Ronnie Perry	Holy Cross						2		
Tony Price	Penn							1	X
Kelvin Ransey	Ohio St.				3		2		X
Bernard Toone	Marquette		4						
Darnell Valentine	Kansas					2	2		
Mike Woodson	Indiana		4				2		X

1980

First Team

		AP	BC	BW	UPI	TSN	Cv	WA	Hm
Mark Aguirre	DePaul	1	1	1	1	1	1	1	X
Michael Brooks	La Salle	2	1	1	1	2	1	1	X
Joe Barry Carroll	Purdue	1	1	1	1	1	1	1	X
Darrell Griffith	Louisville	1	1	1	1	1	1	1	X
Kyle Macy	Kentucky	1	1	1	1	1	1	1	X

Second Team

Mike Gminski	Duke	2	2		2	2		1	X
Albert King	Maryland	1	2		2		2	1	X
Mike O'Koren	North Carolina		2	2	2	1	1		X
Kelvin Ransey	Ohio St.		3	2	2	2			X
Sam Worthen	Marquette	3	2	2	3				X

Others Receiving Votes

		AP	BC	BW	UPI	TSN	Cv	WA	Hm
Danny Ainge	Brigham Young		3						X
Rolando Blackman	Kansas St.	3					1		X
Ray Blume	Oregon St.	2							X
Roosevelt Bouie	Syracuse		3	2	3				X
Clyde Bradshaw	DePaul						2		
Rickey Brown	Mississippi St.								X
Reggie Carter	St. John's (N.Y.)	2			2				X
Don Collins	Washington St.	2							X
Reggie Johnson	Tennessee						2		X
Steve Johnson	Oregon St.						2		X
Jeff Lamp	Virginia				3				X
David Lawrence	McNeese St.								X
Ronnie Lester	Iowa					2	2	1	X
Lewis Lloyd	Drake	3			3				X
Durand Macklin	LSU					2	1		X
Kevin McHale	Minnesota								X
Jonathan Moore	Furman								X
Kurt Nimphius	Arizona St.								X
Eddie Phillips	Alabama						2		
James Ray	Jacksonville						1		
Jeff Ruland	Iona		3						X
Ralph Sampson	Virginia						2		
Richard Smith	Weber St.								X
John Stroud	Mississippi	3						1	X
Terry Teagle	Baylor								X
Andrew Toney	La.-Lafayette						2		
Kelly Tripucka	Notre Dame				3		2		X
Darnell Valentine	Kansas						1		X
Kiki Vandeweghe	UCLA							1	X
Hawkeye Whitney	North Carolina St.		3	2			2		
Billy Williams	Clemson								X
Herb Williams	Ohio St.	3					2		X
Al Wood	North Carolina						2		
Mike Woodson	Indiana		2				2		

1981

First Team

		AP	BC	BW	UPI	TSN	Cv	BT	WA	Hm	Wk
Mark Aguirre	DePaul	1	1	1	1	1	1	1	1	X	1
Danny Ainge	Brigham Young	1	1	2	1	1	1	1	1	X	1
Steve Johnson	Oregon St.	2	1	1	2	2	2	3	1	X	2
Ralph Sampson	Virginia	1	1	1	1	1	1	1	1	X	1
Isiah Thomas	Indiana	1	1	2	1	1	1	1	1	X	1

Second Team		AP	BC	BW	UPI	TSN	Cv	BT	WA	Hm	Wk
Sam Bowie	Kentucky	3	2	2	3	2	1	2		X	3
Jeff Lamp	Virginia	3	3	2	2			3	1	X	3
Durand Macklin	LSU		2	1	2		1	3	1	X	2
Kelly Tripucka	Notre Dame		2		1			1	1	X	2
Danny Vranes	Utah	2	2	2	3	2	2	2		X	1
Al Wood	North Carolina	2	2	1			1	2	1	X	
Others Receiving Votes		AP	BC	BW	UPI	TSN	Cv	BT	WA	Hm	Wk
Gene Banks	Duke		3				2			X	
Rolando Blackman	Kansas St.		3			1	1	2	1	X	2
Ray Blume	Oregon St.				3					X	
Charles Bradley	Wyoming					2					
Clyde Bradshaw	DePaul				3					X	
Ron Cornelius	Pacific									X	
Mike Ferrara	Colgate									X	
Sleepy Floyd	Georgetown	2								X	
Rod Foster	UCLA				2						
Zam Fredrick	South Carolina									X	
Scott Hastings	Arkansas									X	
Frank Johnson	Wake Forest					2	2	2		X	
Albert King	Maryland		3		2	1				X	
Alton Lister	Arizona St.									X	
Lewis Lloyd	Drake	3	3		3					X	3
Kevin Loder	Alabama St.						2				
Kevin Magee	UC Irvine	1					2			X	3
Ethan Martin	LSU							3			
Mike McGee	Michigan						2			X	
Larry Nance	Clemson						2				
Mike Oliver	Lamar						2			X	
Greg Stewart	Tulsa									X	
Terry Teagle	Baylor									X	
Ray Tolbert	Indiana						2				
Darnell Valentine	Kansas	2				2	1	3		X	
Jay Vincent	Michigan St.	3									
Bryan Warrick	St. Joseph's						2				
Dominique Wilkins	Georgia					2	2			X	3
Buck Williams	Maryland						2				2
Herb Williams	Ohio St.						1				
Rob Williams	Houston	3									
Howard Wood	Tennessee						2				
Orlando Woolridge	Notre Dame									X	
James Worthy	North Carolina						2				




Photo from Michigan State sports information

A vital part of Michigan State's run for the NCAA championship in 1979, Jay Vincent earned third-team all-America honors from the Associated Press in 1981 after leading the Big Ten Conference in scoring two straight years.

1982

First Team		AP	BC	BW	UPI	TSN	Cv	BT	WA	Hm	Wk
Terry Cummings	DePaul	1	1	1	1	1	1	1	1	X	1
Quintin Dailey	San Francisco	1	2	1	1	1		2		X	1
Sleepy Floyd	Georgetown	1	1	2	1	2	1	5	1	X	
Ralph Sampson	Virginia	1	1	1	1	1	1	1	1	X	1
James Worthy	North Carolina	2	1	1	1	1	1	1	1	X	1
Second Team		AP	BC	BW	UPI	TSN	Cv	BT	WA	Hm	Wk
Dale Ellis	Tennessee	2	3	1			1	2		X	2
Kevin Magee	UC Irvine	1	2	1	2	2	1	2	1	X	2
John Paxson	Notre Dame		1		2		2	3		X	3
Sam Perkins	North Carolina		2	2	2	2	2	3		X	2
Paul Pressey	Tulsa	3	2	2	2					X	
Others Receiving Votes		AP	BC	BW	UPI	TSN	Cv	BT	WA	Hm	Wk
Dwight Anderson	Southern California									X	
Mitchell Anderson	Bradley							5		X	
John Bagley	Boston College		3					4	1	X	
Randy Breuer	Minnesota							4			
Dan Callandrillo	Seton Hall	3	3		3		2			X	
Antoine Carr	Wichita St.							2			
Howard Carter	LSU						2				
Lester Conner	Oregon St.	2			3			2	1	X	3
Keith Edmonson	Purdue						2				
Patrick Ewing	Georgetown						2		1	X	
Ricky Frazier	Missouri	3	3		3		1	1		X	2
Bill Garnett	Wyoming			2		2	2	5		X	3
Russell Cross	Purdue									X	
Tony Guy	Kansas						2				
Scott Hastings	Arkansas									X	
Rod Higgins	Fresno St.									X	
Phil Hopson	Idaho									X	
Greg Jones	West Virginia							4			
Clark Kellogg	Ohio St.						1	4			



Ed Pinckney's second-team all-America mention by *The Basketball Times* in 1983 was a hint at better things to come as he was named the NCAA tournament's Most Outstanding Player in 1985 while leading the Wildcats to the unlikely championship over heavily favored Georgetown.

Others Receiving Votes		AP	BC	BW	UPI	TSN	Cv	BT	WA	Hm	Wk
Harry Kelly	Texas Southern									X	
Ted Kitchel	Indiana				3					X	
Keith Lee	Memphis	2					1	5		X	3
Cliff Levingston	Wichita St.							3			3
Mark McNamara	California				3					X	
Perry Moss	Northeastern							5		X	
Ken Owens	Idaho						2				
Eddie Phillips	Alabama						2				
Ricky Pierce	Rice	3	3	2			2	3	1	X	2
John Pinone	Villanova									X	
Glenn Rivers	Marquette						2				
Oliver Robinson	UAB									X	
Wayne Sappleton	Loyola (Ill.)									X	
Derek Smith	Louisville									X	
Dale Solomon	Virginia Tech						2	4			
Steve Stipanovich	Missouri						2				
Greg Stewart	Tulsa									X	
Terry Teagle	Baylor	2								X	
Cornelius Thompson	Connecticut							3			
LaSalle Thompson	Texas									X	
Darren Tillis	Cleveland St.									X	
Trent Tucker	Minnesota					1				X	
Bryan Warrick	St. Joseph's						2				
Dominique Wilkins	Georgia	3	2		2	2	1	1	1	X	1
Rob Williams	Houston					2				X	

1983

First Team		AP	BC	BW	UPI	TSN	Cv	BT	WA	Hm	Wk
Dale Ellis	Tennessee	1	1	2	2	1	1	1	1	X	1
Patrick Ewing	Georgetown	1	1	2	2	2	1	2	1	X	2
Michael Jordan	North Carolina	1	1	1	1	1	1	1	1	X	1
Keith Lee	Memphis	2	2	1	1	1	1	1	1	X	1
Sam Perkins	North Carolina	3	2	1	1	2	1	3	1	X	2
Ralph Sampson	Virginia	1	1	2	1	1	1	1	1	X	1
Wayman Tisdale	Oklahoma	1	3	2	2	2	1	3	1	X	3
Second Team		AP	BC	BW	UPI	TSN	Cv	BT	WA	Hm	Wk
Clyde Drexler	Houston	2		1	3		1			X	3
Sidney Green	UNLV		3	2	3	2	2	2		X	
John Paxson	Notre Dame		1		1	2	2	3	1	X	1
Steve Stipanovich	Missouri	2	2			2	1		1	X	2
Jon Sundvold	Missouri		2		2		2	4		X	
Darrell Walker	Arkansas	2			2		2			X	
Randy Wittman	Indiana		3	1						X	
Others Receiving Votes		AP	BC	BW	UPI	TSN	Cv	BT	WA	Hm	Wk
Thurl Bailey	North Carolina St.									X	
Randy Breuer	Minnesota							5			
Steve Burt	Iona							5			
Michael Cage	San Diego St.							5		X	
Antoine Carr	Wichita St.	3				1		4		X	3
Howard Carter	LSU						2				
Kenny Fields	UCLA	3								X	2
Vern Fleming	Georgia									X	
Rod Foster	UCLA						2				
Lancaster Gordon	Louisville									X	
Derek Harper	Illinois	2					2				3
Roy Hinson	Rutgers							5			
Greg Jones	West Virginia							3			
Harry Kelly	Texas Southern									X	
Ted Kitchel	Indiana		3							X	
Jeff Malone	Mississippi St.		3			1		5		X	
Rodney McCray	Louisville						2	4			3
Chris Mullin	St. John's (N.Y.)				3		2	2		X	
Jay Murphy	Boston College									X	
Akeem Olajuwon	Houston						2	3		X	
Ed Pinckney	Villanova							2			
John Pinone	Villanova	3			3		2	4	1	X	
Glenn Rivers	Marquette						2				
Erich Santifer	Syracuse									X	
Charlie Sitton	Oregon St.						2			X	
Melvin Turpin	Kentucky									X	
Mark West	Old Dominion						2				
Ennis Whatley	Alabama	3	2		3	2	2	1		X	
Dereck Whittenburg	North Carolina St.									X	
Mitchell Wiggins	Florida St.							4			
Leon Wood	Cal St. Fullerton						1	2			2

1984

First Team		AP	BC	BW	UPI	TSN	BT	WA	Wk
Patrick Ewing	Georgetown	1	1	1	1	2	2	1	2
Michael Jordan	North Carolina	1	1	1	1	1	1	1	1
Akeem Olajuwon	Houston	1	1	1	2	1	1	1	1
Sam Perkins	North Carolina	1	2	1	1	1	1	1	1
Wayman Tisdale	Oklahoma	1	1	1	1	1	1	1	1

Second Team		AP	BC	BW	UPI	TSN	BT	WA	Wk
Michael Cage	San Diego St.	2			2		2	1	2
Devin Durrant	Brigham Young	2	2	2	3	2	2	1	3
Keith Lee	Memphis	3	2	2	2		3		3
Chris Mullin	St. John's (N.Y.)	2	1	2	1	2	1	1	1
Melvin Turpin	Kentucky	3	2	2	3		3		2
Leon Wood	Cal St. Fullerton	2	2	2	2	1	2	1	2

Others Receiving Votes		AP	BC	BW	UPI	TSN	BT	WA	Wk
Charles Barkley	Auburn		3				2		
Sam Bowie	Kentucky	2				2			
Lorenzo Charles	North Carolina St.	3					3		
Bruce Douglas	Illinois				3				
Vern Fleming	Georgia		3						
Lancaster Gordon	Louisville					2			3
Xavier McDaniel	Wichita St.						3		
Mark Price	Georgia Tech				3		3		3
Alvin Robertson	Arkansas	3			2				
Detlef Schrempf	Washington							1	3
Charlie Sitton	Oregon St.		3						
Terence Stansbury	Temple		3						
Michael Young	Houston	3	3		3	2			




Photo from Washington sports information

Riding the first big wave of foreign players to land at U.S. colleges, Germany's Detlef Schrempf earned first-team all-America honors at Washington in 1984 and 1985, and went on to a 16-year career in the NBA including 14 playoff appearances and three all-star games.

1985

First Team		AP	BC	BW	UPI	TSN	BT	WA	Wk
Johnny Dawkins	Duke	2	1		1	2	1		3
Patrick Ewing	Georgetown	1	1	1	1	1	1	1	1
Keith Lee	Memphis	1	1	1	1	1	2	1	1
Xavier McDaniel	Wichita St.	1	3	1	2		1	1	2
Chris Mullin	St. John's (N.Y.)	1	1	1	1	1	1	1	1
Wayman Tisdale	Oklahoma	1	1	1	1	1	1	1	1

Second Team		AP	BC	BW	UPI	TSN	BT	WA	Wk
Len Bias	Maryland	2	3	2				1	2
Jon Koncak	Southern Methodist	2	2	2	2	2	2	1	2
Mark Price	Georgia Tech	2	2		3		2		3
Kenny Walker	Kentucky	2	2	2	2		2	1	1
Dwayne Washington	Syracuse	3	3	2	2				2

Others Receiving Votes		AP	BC	BW	UPI	TSN	BT	WA	Wk
Rafael Addison	Syracuse						3		
Benoit Benjamin	Creighton		3						
Joe Dumars	McNeese St.					2			
A.C. Green	Oregon St.	3			3			1	3
Steve Harris	Tulsa				2		3		
Alfredrick Hughes	Loyola (Ill.)	3			3		3		3
Karl Malone	Louisiana Tech		2						
Steve Mitchell	UAB						3		
Chuck Person	Auburn					2		1	
Detlef Schrempf	Washington		3			2			
Roy Tarpley	Michigan	3		2	3		3		3
Sam Vincent	Michigan St.	3	2		3	1	2		2

1986

First Team		AP	BC	BW	UPI	TSN	BT	WA	Wk
Steve Alford	Indiana	1	1		2		3	1	
Walter Berry	St. John's (N.Y.)	1	1	1	1	1	1	1	1
Len Bias	Maryland	1	1	1	1	1	1	1	2
Johnny Dawkins	Duke	1	1	1	1	1	1	1	1
Kenny Walker	Kentucky	1	1	1	1	2	1	1	1

Second Team		AP	BC	BW	UPI	TSN	BT	WA	Wk
Dell Curry	Virginia Tech	2	3	2	3	2	2	1	1
Brad Daugherty	North Carolina	2	2	1	2	2	2	1	1
Ron Harper	Miami (Ohio)	2	2	2	2	2	2	1	3
Danny Manning	Kansas	2	2	2	2		2	1	3
David Robinson	Navy	3	2	2	3	1	3		3
Scott Skiles	Michigan St.	2	4	2	1	1	1		3



Since earning all-America honors from the National Association of Basketball Coaches in 1986, Georgia Tech's John Salley had a long stint as a professional and became the only person to win championships for three different NBA teams (Pistons, Bulls and Lakers). He is now a co-host on a hit talk show on Fox Sports.

Others Receiving Votes		AP	BC	BW	UPI	TSN	BT	WA	Wk
Mark Alarie	Duke		4		3				
William Bedford	Memphis	3	4						
Reggie Miller	UCLA				3				
Steve Mitchell	UAB		4						3
Chuck Person	Auburn		3			2	3		2
Mark Price	Georgia Tech	3	2		3			1	2
John Salley	Georgia Tech		3						
Kenny Smith	North Carolina		4						
Roy Tarpley	Michigan	3	3				3		2
Andre Turner	Memphis						2		
Dwayne Washington	Syracuse	3	3		2		3		2

1987

First Team		AP	BC	BW	UPI	TSN	BT	WA	Wk
Steve Alford	Indiana	1	1	1	1	2	1	1	1
Danny Manning	Kansas	1	1	1	1	1	2		1
David Robinson	Navy	1	1	1	1	1	1	1	1
Kenny Smith	North Carolina	1	1	1	1	1	1	1	1
Reggie Williams	Georgetown	1	1	1	1	1	2	1	1

Second Team		AP	BC	BW	UPI	TSN	BT	WA	Wk
Armon Gilliam	UNLV	2	2	2	2	2	2	1	3
Horace Grant	Clemson	2	2		3		2		2
Dennis Hopson	Ohio St.	2	2	2	2	1	1	1	2
Mark Jackson	St. John's (N.Y.)	2	2	2	2	2	2	1	2
Ken Norman	Illinois	2	3	2		2	3	1	

Others Receiving Votes		AP	BC	BW	UPI	TSN	BT	WA	Wk
Tommy Amaker	Duke		3						
Freddie Banks	UNLV								3
Nate Blackwell	Temple				3		3		2
Derrick Chievous	Missouri	3			2		3		
Dallas Comegys	DePaul	3	2		3		3	1	2
Gary Grant	Michigan			2					
Kevin Houston	Army		3						
Jerome Lane	Pittsburgh	3	3		3				3
Derrick McKey	Alabama	3	3		2	2	1		3
David Rivers	Notre Dame								3
Charles Smith	Pittsburgh						3	1	
Tony White	Tennessee	3			3				

1988

First Team		AP	BC	BW	UPI	TSN	BT	WA	Wk
Sean Elliott	Arizona	1	1	1	1	1	2	1	1
Gary Grant	Michigan	1	1	1	1	2	2	1	1
Hersey Hawkins	Bradley	1	1	1	1	1	1	1	1
Danny Manning	Kansas	1	1	1	1	1	1	1	1
J.R. Reid	North Carolina	1	1	1	2	2	1		1

Second Team		AP	BC	BW	UPI	TSN	BT	WA	Wk
Danny Ferry	Duke	2	2	2	1	1	1	1	2
Jerome Lane	Pittsburgh	2		2					
Mark Macon	Temple	2	2				1	1	3
Mitch Richmond	Kansas St.			2	2	2	3		2
Rony Seikaly	Syracuse		2	2	3			1	2
Michael Smith	Brigham Young	3		2	2		2		

Others Receiving Votes		AP	BC	BW	UPI	TSN	BT	WA	Wk
Rex Chapman	Kentucky		3				3		
Fennis Dembo	Wyoming	3							
Sherman Douglas	Syracuse	3			2		2		
Harvey Grant	Oklahoma		3		3		2		3
Jeff Grayer	Iowa St.	2			3				2
Steve Kerr	Arizona	2	3						
Stacey King	Oklahoma					2			
Byron Larkin	Xavier	3			2				
Troy Lewis	Purdue							1	2
Todd Mitchell	Purdue		3				3		
Will Perdue	Vanderbilt	3	3				3		3
David Rivers	Notre Dame		2					1	3
Lionel Simmons	La Salle				3	2	3		
Charles Smith	Pittsburgh		2					1	3
Rod Strickland	DePaul				3	1			

1989

First Team		AP	BC	BW	UPI	TSN	BT	WA	Wk
Sean Elliott	Arizona	1	1	1	1	1	1	1	1
Pervis Ellison	Louisville	2	1	1	2	2	1		2
Danny Ferry	Duke	1	1	1	1	1	1	1	1
Chris Jackson	LSU	1	2	1	1	1	2		2
Stacey King	Oklahoma	1	1	1	1	1	2	1	1

Second Team		AP	BC	BW	UPI	TSN	BT	WA	Wk
Mookie Blaylock	Oklahoma	2	1	2	3	2	1		1
Sherman Douglas	Syracuse	1	3					1	1
Jay Edwards	Indiana	2	2		1	2	3	1	
Todd Lichti	Stanford	3	2	2	2		2	1	3
Glen Rice	Michigan	2	2	2	3	2		1	2
Lionel Simmons	La Salle	3	2	2	2	1	2	1	2

Others Receiving Votes		AP	BC	BW	UPI	TSN	BT	WA	Wk
Jay Burson	Ohio St.						3		
Derrick Coleman	Syracuse		3		2		1		3
Hank Gathers	Loyola Marymount	3		2	3			1	3
Tom Hammonds	Georgia Tech		3				3		
George McCloud	Florida St.	3	3		3		2		3
Alonzo Mourning	Georgetown	3			3		3		
J.R. Reid	North Carolina		3				3		
Charles Smith	Georgetown	2			2	2		1	2
Michael Smith	Brigham Young								3




Photo from Purdue sports information

Purdue's 6-9 center Steve Scheffler was named to four all-America teams in 1990 and although his 68.5 field-goal shooting percentage would top the NCAA career chart, his field goals made falls just short of the minimum required per game.

1990

First Team		AP	BC	BW	UPI	TSN	BT	WA	Wk
Derrick Coleman	Syracuse	1	1	1	1	1	1	1	1
Chris Jackson	LSU	1	1	1	2	2	2	1	2
Larry Johnson	UNLV	1	2	1	1	1	1	1	2
Gary Payton	Oregon St.	1	1	1	1	1	1	1	1
Lionel Simmons	La Salle	1	1	1	1	2	1	1	1

Second Team		AP	BC	BW	UPI	TSN	BT	WA	Wk
Hank Gathers	Loyola Marymount	3	2	2				1	
Kendall Gill	Illinois	3	3		1	3			2
Bo Kimble	Loyola Marymount	2	3	2	3	3	3	1	3
Alonzo Mourning	Georgetown	2	1			3	2		2
Rumeal Robinson	Michigan	2	2	2	2	3	3	1	1
Dennis Scott	Georgia Tech	2	3	2	2	1	1	1	2
Doug Smith	Missouri	2	2	2	2	2			1

Others Receiving Votes		AP	BC	BW	UPI	TSN	BT	WA	Wk
Kenny Anderson	Georgia Tech	3	2			2			
Todd Day	Arkansas						3		
Boo Harvey	St. John's (N.Y.)								3
Tyrone Hill	Xavier						3		
Alec Kessler	Georgia				2				3
Christian Laettner	Duke					3	2		
Billy Owens	Syracuse		3		3				
Anthony Peeler	Missouri				3		2		
Mark Randall	Kansas		3						
Steve Scheffler	Purdue	3			3	2			3
Steve Smith	Michigan St.	3			3	1	2	1	3
Felton Spencer	Louisville						3		

1991

First Team		AP	BC	BW	UPI	TSN	BT	WA	Wk
Kenny Anderson	Georgia Tech	1	1	1	1	2	1	1	1
Jim Jackson	Ohio St.	2	2	1	1	3	1	1	2
Larry Johnson	UNLV	1	1	1	1	1	1	1	1
Shaquille O'Neal	LSU	1	1	1	1	1	1	1	1
Billy Owens	Syracuse	1	1	1	1	2	2	1	2

Second Team		AP	BC	BW	UPI	TSN	BT	WA	Wk
Stacey Augmon	UNLV	1	2	2	2	1		1	1
Keith Jennings	East Tenn. St.	3	2	2	3	3	3		3
Christian Laettner	Duke	2	2	2	2	2	1	1	2
Eric Murdock	Providence	2	3	2	2	2	2	1	2
Steve Smith	Michigan St.	2	1		3	1	2	1	2

Others Receiving Votes		AP	BC	BW	UPI	TSN	BT	WA	Wk
Calbert Cheaney	Indiana	3	3	2	3	3	3		
Chris Corchiani	North Carolina St.		3						
Todd Day	Arkansas	2	3				3	1	3
Rick Fox	North Carolina					3			



Lee Mayberry helped lead Arkansas to a Final Four appearance in 1990 and then earned all-America mention in 1992 by the Associated Press, the National Association of Basketball Coaches and The Basketball Times.

Others Receiving Votes		AP	BC	BW	UPI	TSN	BT	WA	Wk
Don MacLean	UCLA								3
Harold Miner	Southern California						2		3
Rodney Monroe	North Carolina St.	3	2		2	1	3		1
Alonzo Mourning	Georgetown		3						
Dikembe Mutombo	Georgetown	3			3	3			
Doug Smith	Missouri	3			2	2	3		3
Clarence Weatherspoon	Southern Miss.				3		2		

1992

First Team		AP	BC	BW	UPI	TSN	BT	WA	Wk
Jim Jackson	Ohio St.	1	1	1	1	1	1	1	1
Christian Laettner	Duke	1	1	1	1	1	1	1	1
Harold Miner	Southern California	1	1	1	1	1	1	1	1
Alonzo Mourning	Georgetown	1	2	1	1	2	2	1	1
Shaquille O'Neal	LSU	1	1	1	1	1	1	1	1

Second Team		AP	BC	BW	UPI	TSN	BT	WA	Wk
Byron Houston	Oklahoma St.	2	2	2	2		1		2
Don MacLean	UCLA	2	2	2	3	2	2	1	2
Anthony Peeler	Missouri	2	2	2	2		3		3
Malik Sealy	St. John's (N.Y.)	3		2	2				3
Walt Williams	Maryland	2		2	2	1	3	1	2

Others Receiving Votes		AP	BC	BW	UPI	TSN	BT	WA	Wk
Vin Baker	Hartford								3
Calbert Cheaney	Indiana	3	3		3			1	
Todd Day	Arkansas	3	2		3	2		1	2
Tom Gugliotta	North Carolina St.		3				3		
Grant Hill	Duke				2				
Allan Houston	Tennessee		3			2			
Bobby Hurley	Duke	3	1		3	2		1	3
Adam Keefe	Stanford	2	3		3		3		2
Jamal Mashburn	Kentucky						2		3
Lee Mayberry	Arkansas	3	3				3		
Chris Smith	Connecticut						2		

1993

First Team		AP	BC	BW	UPI	TSN	BT	WA
Calbert Cheaney	Indiana	1	1	1	1	1	1	1
Anfernee Hardaway	Memphis	1	1	1	1	1	2	1
Bobby Hurley	Duke	1	1	1	1	1	1	1
Jamal Mashburn	Kentucky	1	1	1	1	1	1	1
Chris Webber	Michigan	1	1	1	1	1	1	1

Second Team		AP	BC	BW	UPI	TSN	BT	WA
Terry Dehere	Seton Hall	2	3		2			1
Grant Hill	Duke	3	2	2	2			1
Billy McCaffrey	Vanderbilt	3	3	2	3	2	2	1
Eric Montross	North Carolina	2	2		3	2	3	1
J.R. Rider	UNLV	2	2	2	2		2	
Glenn Robinson	Purdue	2	2	2	2	2	1	1
Rodney Rogers	Wake Forest	2	2	2	2	2	2	

Others Receiving Votes		AP	BC	BW	UPI	TSN	BT	WA
Vin Baker	Hartford							3
Josh Grant	Utah				3			3
Allan Houston	Tennessee	3	3			2		
Ervin Johnson	New Orleans				3		2	
Chris Mills	Arizona	3	3		3			3
Nick Van Exel	Cincinnati	3	3					3

1994

First Team		AP	BC	BW	UPI	TSN	BT	WA	Wk
Grant Hill	Duke	1	1	1	1	1	1	1	1
Jason Kidd	California	1	1	1	1	1	1	1	1
Donyell Marshall	Connecticut	1	1	1	1	1	1	1	1
Glenn Robinson	Purdue	1	1	1	1	1	1	1	1
Clifford Rozier	Louisville	1	2	1	1	2	2	1	2

Second Team		AP	BC	BW	UPI	TSN	BT	WA	Wk
Melvin Booker	Missouri	2		2	2				
Eric Montross	North Carolina	2	1			2	3	1	1
Lamond Murray	California	3	3	2	3		3		3
Khalid Reeves	Arizona	2	3	2	2	2		1	2
Jalen Rose	Michigan	2	2	2	2	1	1	1	2
Corliss Williamson	Arkansas	2	2	2	2		3	1	2

Others Receiving Votes		AP	BC	BW	UPI	TSN	BT	WA	Wk
Damon Bailey	Indiana	3	2					1	
Erwin Claggett	St. Louis						3		
Bill Curley	Boston College		3						3
Tyrus Edney	UCLA						2		
Michael Finley	Wisconsin						2		
Alan Henderson	Indiana						2		
Juwan Howard	Michigan	3	2				3		
Aaron McKie	Temple						2		3
Ed O'Bannon	UCLA		3						
Bryant Reeves	Oklahoma St.	3			2				3
Shawn Respert	Michigan St.				3				
Lou Roe	Massachusetts		3			2			2
Carlos Rogers	Tennessee St.				3				
Jerv Vaughn Scales	Southern U.					2			
Joe Smith	Maryland				3				
B.J. Tyler	Texas	3			3				3

1995

First Team		AP	BC	BW	UPI	TSN	BT	WA	Wk
Ed O'Bannon	UCLA	1	1	1	1	2	1	1	1
Shawn Respert	Michigan St.	1	1	1	1	1	1	1	1
Joe Smith	Maryland	1	1	1	1	2	1		1
Jerry Stackhouse	North Carolina	1	1	1	1	2	2	1	3
Damon Stoudamire	Arizona	1	1	1	1	1	1	1	1

Second Team

Randolph Childress	Wake Forest	2	2	2	3			1	3
Kerry Kittles	Villanova	2	2	2	2		2	1	2
Lou Roe	Massachusetts	2	2	2	2	1	2	1	
Rasheed Wallace	North Carolina	2	2	2	2	1	1	1	3
Corliss Williamson	Arkansas	2	2	2	2	1		1	1

Others Receiving Votes

Others Receiving Votes		AP	BC	BW	UPI	TSN	BT	WA	Wk
Ray Allen	Connecticut	3	3		3		2	1	2
Travis Best	Georgia Tech								2
Tony Delk	Kentucky								3
Tim Duncan	Wake Forest	3					3		
Alan Henderson	Indiana		3						2
Ryan Minor	Oklahoma				3		3		
Lawrence Moten	Syracuse	3	3			2	3		
Bryant Reeves	Oklahoma St.	3	3		2		2		2
Kurt Thomas	TCU	3	3		3				
Scotty Thurman	Arkansas						3		
Gary Trent	Ohio						3		3
Jacque Vaughn	Kansas				3	2			

1996

First Team		AP	BC	BW	UPI	TSN	BT	WA
Ray Allen	Connecticut	1	1	1	1	1	1	1
Marcus Camby	Massachusetts	1	1	1	1	1	1	1
Tony Delk	Kentucky	2	2	1	1	2	2	1
Tim Duncan	Wake Forest	1	1	1	1	1	1	1
Allen Iverson	Georgetown	1	1	1	1	1	2	1
Kerry Kittles	Villanova	1	1	2	2	1	1	1

Second Team

Danny Fortson	Cincinnati	2	2	2	2	2	2	1
Keith Van Horn	Utah	2	2	2	2	2	1	1
Jacque Vaughn	Kansas	2	2	2	2	2	3	1
John Wallace	Syracuse	2	2	2	3	2	2	
Lorenzen Wright	Memphis	3	3		2		2	

Others Receiving Votes

Others Receiving Votes		AP	BC	BW	UPI	TSN	BT	WA
Shareef Abdur-Rahim	California	3	3				3	
Ace Custis	Virginia Tech						3	
Ben Davis	Arizona						3	
Brian Evans	Indiana	3	3		3			
Stephon Marbury	Georgia Tech	3	3					1
Ryan Minor	Oklahoma		3					
Malik Rose	Drexel				3			
Jason Sasser	Texas Tech	3			3			
Doron Sheffer	Connecticut				3			
DeJuan Wheat	Louisville						3	



Photo from Oklahoma sports information

Not too many athletes can claim the combined honors that Ryan Minor can. A basketball all-American in 1995 and 1996, Minor had led Oklahoma to the College World Series baseball championship in 1994 while earning a spot as the all-tournament team's first baseman.



The career steals leader at Ball State, Bonzi Wells was named second-team all-America by the U.S. Basketball Writers Association and third-team by the Associated Press in 1998. He is now in his eighth year in the NBA.

1997

First Team		AP	BC	BW	TSN	BT	WA
Tim Duncan	Wake Forest	1	1	1	1	1	1
Danny Fortson	Cincinnati	1	1	1	1	1	1
Raef LaFrentz	Kansas	1	1	1	2	2	1
Ron Mercer	Kentucky	1	1	1	2	2	1
Keith Van Horn	Utah	1	1	1	1	1	1
Second Team							
Chauncey Billups	Colorado	2	2	2	2	1	
Bobby Jackson	Minnesota	2	2	2		2	1
Antawn Jamison	North Carolina	2	2		2	3	1
Brevin Knight	Stanford	2	2	2	1	3	1
Jacque Vaughn	Kansas	2	2	2	1		1
Others Receiving Votes		AP	BC	BW	TSN	BT	WA
Tony Battie	Texas Tech					2	
Keith Booth	Maryland	3	3			3	
Adonal Foyle	Colgate	3		2		3	
Ed Gray	California	3	3				
Jerald Honeycutt	Tulane		3				
Charles O'Bannon	UCLA						1
Shea Seals	Tulsa	3	3				
DeJuan Wheat	Louisville		3		2	3	
Dedric Willoughby	Iowa St.					2	
Andre Woolridge	Iowa	3				1	

1998

First Team		AP	BC	BW	TSN	BT	WA	Nw
Mike Bibby	Arizona	1	1	1	1	1	1	1
Antawn Jamison	North Carolina	1	1	1	1	1	1	1
Raef LaFrentz	Kansas	1	1	1	1	1	1	1
Paul Pierce	Kansas	1	1	1	1	1	1	1
Miles Simon	Arizona	1	1	3	1		1	2
Second Team								
Vince Carter	North Carolina	2	2	2	2		1	2
Mateen Cleaves	Michigan St.	2	3	1		2		3
Pat Garrity	Notre Dame	2	2	3	2			3
Richard Hamilton	Connecticut	2	2	2	2	2	1	1
Ansu Sesay	Mississippi	2	2	2		2	1	
Others Receiving Votes		AP	BC	BW	TSN	BT	WA	Nw
Corey Benjamin	Oregon St.					3		
Earl Boykins	Eastern Mich.							2
Michael Dickerson	Arizona	3				3		
Michael Doleac	Utah						1	3
Bryce Drew	Valparaiso					3		
Matt Harpring	Georgia Tech	3	2	2		3		2
Larry Hughes	St. Louis					2		
Trajan Langdon	Duke	3	3	3	2		1	
Roshown McLeod	Duke					3		
Andre Miller	Utah			3				
Lee Nailon	TCU	3	3	3		1		2
Kenny Thomas	New Mexico		3		2	2		
Robert Traylor	Michigan		3					3
Bonzi Wells	Ball St.	3		2				
Shammond Williams	North Carolina							3

1999

First Team		AP	BC	BW	TSN	BT	WA	Nw
Elton Brand	Duke	1	1	1	1	1	1	1
Mateen Cleaves	Michigan St.	1	1	1	2	2	1	2
Richard Hamilton	Connecticut	1	1	1	1	1	1	1
Andre Miller	Utah	1	1	1	1	1	1	1
Jason Terry	Arizona	1	2	1	1	1	1	1
Second Team								
Evan Eschmeyer	Northwestern	2	2	2	2	2	1	2
Steve Francis	Maryland	2	2	2	2	3		2
Trajan Langdon	Duke	2	1	2	2	3	1	3
Chris Porter	Auburn	2	2	2	2	1	1	3
Wally Szczerbiak	Miami (Ohio)	2	2	2	1		1	1
Others Receiving Votes		AP	BC	BW	TSN	BT	WA	Nw
Ron Artest	St. John's (N.Y.)	3	3			3		2
Baron Davis	UCLA	3				3		3
Tim James	Miami (Fla.)	3	3			2		2

Others Receiving Votes		AP	BC	BW	TSN	BT	WA	Nw
Quincy Lewis	Minnesota	3	3			2		
Todd MacCulloch	Washington							3
Mark Madsen	Stanford		3					
Lee Nailon	TCU					3		
Scott Padgett	Kentucky						1	
Scoonie Penn	Ohio St.	3	3	2		2		3

2000

First Team		AP	BC	BW	TSN	BT	WA
Chris Carrawell	Duke	2	1	1	1	3	1
Marcus Fizer	Iowa St.	1	1	1	2	1	1
A.J. Guyton	Indiana	1	1	1	1	2	1
Kenyon Martin	Cincinnati	1	1	1	1	1	1
Chris Mihm	Texas	1	1	2	2	2	1
Troy Murphy	Notre Dame	1	2	1	2	1	1

Second Team

Courtney Alexander	Fresno St.	2		2		3	
Shane Battier	Duke	2	2		2	2	1
Mateen Cleaves	Michigan St.	2	3		1	2	1
Scoonie Penn	Ohio St.	3	2	2	2	1	
Morris Peterson	Michigan St.	2	2	2	1		1
Stromile Swift	LSU	3	3	2		2	

Others Receiving Votes

		AP	BC	BW	TSN	BT	WA
Jason Gardner	Arizona					3	
Dan Langhi	Vanderbilt					3	
Mark Madsen	Stanford	3	2				1
Desmond Mason	Oklahoma St.					3	
Eduardo Najera	Oklahoma	3	3				
Pepe Sanchez	Temple	3	3			1	
Etan Thomas	Syracuse			3			

2001

First Team		AP	BC	BW	TSN	BT	WA
Shane Battier	Duke	1	1	1	1	1	1
Joseph Forte	North Carolina	1	1	1	1	1	1
Casey Jacobsen	Stanford	1	2	1	1	2	1
Troy Murphy	Notre Dame	1	1	1	1	2	1
Jason Williams	Duke	1	1	1	1	1	1

Second Team

Troy Bell	Boston College	2	2	2	2	1	
Michael Bradley	Villanova	2	2	2	2	2	
Tayshaun Prince	Kentucky	2	3	2		2	1
Jason Richardson	Michigan St.	2	3	2	2	2	
Jamaal Tinsley	Iowa St.	2	1	2	2	1	

Others Receiving Votes

		AP	BC	BW	TSN	BT	WA
Charlie Bell	Michigan St.	3	2				1
Casey Calvary	Gonzaga						1
Jason Collins	Stanford		3				1
Juan Dixon	Maryland		3			3	
Udonis Haslem	Florida	3					
Kirk Haston	Indiana	3					
Brendan Haywood	North Carolina		3		2		
Sean Lampley	California					3	
John Linehan	Providence					3	
Rahim Lockhart	Mississippi					3	
Marvin O'Conner	St. Joseph's					3	
Frank Williams	Illinois	3	2				1
Michael Wright	Arizona	3					

2002

First Team		AP	BC	BW	TSN	BT	WA
Dan Dickau	Gonzaga	1	2	1	1	3	1
Juan Dixon	Maryland	1	1	1	1	1	1
Drew Gooden	Kansas	1	1	1	1	1	1
Steve Logan	Cincinnati	1	1	1	1	1	1
Jason Williams	Duke	1	1	1	1	1	1

Second Team

Sam Clancy	Southern California	2	3	2	2	2	
Mike Dunleavy	Duke	2	1	2	2	1	1
Casey Jacobsen	Stanford	2	2	2			
Jared Jeffries	Indiana	2	2	2	3		1
David West	Xavier	2	3	2	3	2	



Photo from Temple sports information

After earning all-America honors at Temple including a first-team mention by *The Basketball Times* in 2000, Pepe Sanchez now splits his time between playing for the NBA and playing on the national team of his native Argentina.



Arizona's 2001 national runner-up team was led by Jason Gardner (22) and Luke Walton (4). Gardner earned all-America honors in 2000, 2002 and 2003. Walton made three all-America teams in 2002 and is the son of UCLA legend Bill Walton.

Others Receiving Votes

		AP	BC	BW	TSN	BT	WA
Lonny Baxter	Maryland						1
Carlos Boozer	Duke	3	3			2	
Caron Butler	Connecticut				2	3	1
Erwin Dudley	Alabama	3				3	
Jason Gardner	Arizona	3	3				
Udonis Haslem	Florida		2				
Kirk Hinrich	Kansas		3		3	2	
Frederick Jones	Oregon					3	
Brandin Knight	Pittsburgh	3			2		
Hollis Price	Oklahoma				3		
Tayshaun Prince	Kentucky	3	2				
Dwyane Wade	Marquette				3	2	
Luke Walton	Arizona				2	3	1

2003

First Team

		AP	BC	BW	TSN	BT	WA
Nick Collison	Kansas	1	1	1	2	1	1
T.J. Ford	Texas	1	1	1	1	1	1
Josh Howard	Wake Forest	1	1	2	1	2	1
Dwyane Wade	Marquette	1	2	1	1	1	1
David West	Xavier	1	1	1	1	1	1

Second Team

Carmelo Anthony	Syracuse	2	2	2	1	2	
Troy Bell	Boston College	2	2	2	2	1	
Jason Gardner	Arizona	2	2	2			1
Kyle Korver	Creighton	2	3	2	2	3	
Hollis Price	Oklahoma	2	1	1	2	2	1

Others Receiving Votes

		AP	BC	BW	TSN	BT	WA
Keith Bogans	Kentucky	3	2		3	3	
Brian Cook	Illinois	3	3		2	3	
Ruben Douglas	New Mexico					2	
Reece Gaines	Louisville	3	3		3	3	
Kirk Hinrich	Kansas	3	3		3		1
Brandin Knight	Pittsburgh						1
Emeka Okafor	Connecticut		3			3	1
Luke Ridnour	Oregon				3		
Mike Sweetney	Georgetown		2		3	2	
Ron Slay	Tennessee	3					

2004

First Team

		AP	BC	BW	TSN	BT	ES	WA	AR
Andre Emmett	Texas Tech	2	1	1	2		2	1	
Ryan Gomes	Providence	1	2	1	1	2	1	1	
Jameer Nelson	St. Joseph's	1	1	1	1	1	1	1	1
Emeka Okafor	Connecticut	1	1	1	1	1	1	1	1
Lawrence Roberts	Mississippi St.	1	1	1	2	2	2	1	1

Second Team

Josh Childress	Stanford	1	1	2	3	1	3	1	1
Devin Harris	Wisconsin	2	2	2	2	2	2	1	
Julius Hodge	North Carolina St.	2	2	2	1	3	1		
Luke Jackson	Oregon	2	3		1	1	1		
Blake Stepp	Gonzaga	2	2	2	2	3	3	1	

Others Receiving Votes

		AP	BC	BW	TSN	BT	ES	WA	AR
Rafael Araujo	Brigham Young					2			
Andre Barrett	Seton Hall				3				
Ike Diogu	Arizona St.						3		
Chris Duhon	Duke	3	2				2	1	1
Matt Freije	Vanderbilt		3		3				
Francisco Garcia	Louisville					3			
John Lucas	Oklahoma St.	3		2			3	1	
Sean May	North Carolina						3		
Rashad McCants	North Carolina	3			3	2			
J.J. Redick	Duke		3						
Wayne Simien	Kansas	3							
Hakim Warrick	Syracuse	3	3		2		2		
Delonte West	St. Joseph's		3		3	1			
Shelden Williams	Duke					3			
Curtis Withers	Charlotte					3			

2005

First Team		AP	BC	BW	TSN	BT	ES	WA	AR	CI	SI	Rv
Andrew Bogut	Utah	1	1	1	1	1	1	1	1	X	1	2
Dee Brown	Illinois	2	2	1	1	2		1			1	2
Chris Paul	Wake Forest	1	1	1	1	1	1	2	1	X	2	1
J.J. Redick	Duke	1	1	1	1	1	1	1	1	X	1	1
Wayne Simien	Kansas	1	1	1	1	1	1	1	2	X	1	1
Hakim Warrick	Syracuse	1	1	2	2	3		2	1	X	2	1

Second Team

Ike Diogu	Arizona St.	2	2	2	2	2			2	X	1	3
Luther Head	Illinois	2	2	2		3			2	X		
Sean May	North Carolina	2		2	2	2	1	1	1	X	2	1
Salim Stoudamire	Arizona	2	3	2	2			2		X	2	3
Deron Williams	Illinois	3	2		2			2		X	3	

Others Receiving Votes

		AP	BC	BW	TSN	BT	ES	WA	AR	CI	SI	Rv
Eddie Basden	Charlotte					2					3	
Brandon Bass	LSU											3
Taylor Coppenrath	Vermont									X		
Raymond Felton	North Carolina	3								X		2
Channing Frye	Arizona					2						
Francisco Garcia	Louisville		2					2				
Joey Graham	Oklahoma St.	3	3						2		3	
Danny Granger	New Mexico					3						
Michael Harris	Rice									X		
Jarrett Jack	Georgia Tech											3
John Lucas	Oklahoma St.											2
Rashad McCants	North Carolina		3						2			
Adam Morrison	Gonzaga									X	3	
Nate Robinson	Washington	3	3			3						
Ronald Ross	Texas Tech					1						
Craig Smith	Boston College		3								3	
Ronny Turiaf	Gonzaga									X		
Shelden Williams	Duke	3				3					2	2
Kennedy Winston	Alabama									X		3



Photo from Illinois sports information

In 2005, Illinois proved that if a team can start a season with 29 straight wins, that team can also earn some of its player all-America status. Dee Brown (far right with cornrows) was first team consensus while Luther Head and Deron Williams earned second team consensus honors.

Teams used for consensus selections (listed in bold year-by-year):

Helms Foundation: 1929-48	Argosy Magazine: 1945
College Humor Magazine: 1929-33, 36	True Magazine: 1946-47
Christy Walsh Syndicate: 1929-30	The Associated Press: 1948-2005
Converse Yearbook: 1932-48	United Press International: 1949-96
Literary Digest Magazine: 1934	Look Magazine: 1949-62
Madison Square Garden: 1937-42	Colliers (Basketball Coaches): 1949-56
Omaha World Newspaper: 1937	International News Service: 1950-58
Newspaper Enterprises Assn.: 1938, 53-63	National Association of Basketball Coaches: 1957-2005
Collyer's News Bureau: 1939	National Collegiate Association Bureau: 1961
Pic Magazine: 1942-44	U.S. Basketball Writers Association: 1963-2005
The Sporting News: 1943-46, 60-62, 97-2005	

NOTES: In the columns, 1=first team, 2=second team, 3=third team, 4=fourth team, 5=fifth team and X=selected with no breakdown of teams. Agencies not in bold were not used in the compiling of the consensus team for that year. Colliers (Col) used the National Association of Basketball Coaches team from 1949-53 and Look Magazine (Lk) used the U.S. Basketball Writers Association team from 1957-62. The Sporting News (TSN) did not publish a team in 1947-48 and 1952-57. The Basketball News (BN) was a publication during the 1960s and 1970s, and the Basketball News (Nw) was an Internet site in the late 1990s.

Abbreviations listed on the charts:

AP: The Associated Press1948-2004	LD: Literary Digest Magazine1934
AM: Argosy Magazine1945	Lk: Look Magazine1949-63
AR: Adolph L. Rupp Awards2005	MSG: Madison Square Garden1937-42
Ath: Athletic Publications1952	NB: National Collegiate Association Bureau1961
BC: National Association of Basketball Coaches1947-48, 54-2004	NEA: Newspaper Enterprises Assn. .1938, 53-66, 69, 71-73
BN: The Basketball News1968, 70-71, 74	Nw: Basketball News1998-99
BT: The Basketball Times1981-2004	OW: Omaha World Newspaper1937
BW: U.S. Basketball Writers Association1963-2004	PG: Police Gazette1950
CA: Coach and Athlete1960-62	Pic: Pic Magazine1942-44
CH: College Humor Magazine1929-33, 36	Rv: Rivals.com2005
CI: CollegeInsider.com2005	SI: Sports Illustrated or SI.com2005
CNB: Collyer's News Bureau1939	TSN: The Sporting News1943-46, 49-51, 58-2004
Col: Colliers (Basketball Coaches)1949-56	Tm: Tempo1954
Cv: Converse Yearbook1932-83	Tru: True Magazine1946-48
DD: Don Dunphy1945	UPI: United Press International1949-96
ES: ESPN.com2004	WA: John R. Wooden Award1977-2004
Hm: Helms Foundation1905-83	Wk: Basketball Weekly1972-78, 81-92, 94-95
INS: International News Service1950-58	WS: Christy Walsh Syndicate1929-30

NOTE: If you know the complete team of one that is missing, please e-mail Gary Johnson <gjohnson@ncaa.org>.



THE COACHES



FORREST "PHOG" ALLEN – Kansas 1906

Born: 11-18-1885 Hometown: Independence, MO

Died: 9-16-1974

Coached Kansas to the NCAA Championship in 1952...Coached Kansas to the national championship ranking by the Helms Foundation in 1922 and 1923...Elected to the Naismith Memorial Basketball Hall of Fame in 1959...U.S. Olympic team assistant coach in 1952... Through the 2005 season, held the NCAA career record for most seasons coached with 50... Through the 2005 season, was the oldest coach ever to win the NCAA championship at 66 years old in 1952...Served on NCAA Division I Men's Basketball Committee in 1940.

Year	School	Overall			Div. I Tournament			Year	School	Overall			Div. I Tournament		
		Won	Lost	Pct.	Won	Lost	Finish			Won	Lost	Pct.	Won	Lost	Finish
1906	Baker	18	3	.857				1932	Kansas	13	5	.722			
1907	Baker	14	0	1.000				1933	Kansas	13	4	.765			
1908	Baker	13	6	.684				1934	Kansas	16	1	.941			
1908	Kansas	18	6	.750				1935	Kansas	15	5	.750			
1909	Kansas	25	3	.893				1936	Kansas	21	2	.913			
1909	Haskell	27	5	.844				1937	Kansas	15	4	.789			
1913	Central Mo. St.	11	7	.611				1938	Kansas	18	2	.900			
1914	Central Mo. St.	15	4	.789				1939	Kansas	13	7	.650			
1915	Central Mo. St.	13	4	.765				1940	Kansas	19	6	.760	2	1	2d
1916	Central Mo. St.	9	4	.692				1941	Kansas	12	6	.667			
1917	Central Mo. St.	13	2	.867				1942	Kansas	17	5	.773	1	1	RR
1918	Central Mo. St.	9	4	.692				1943	Kansas	22	6	.786			
1919	Central Mo. St.	14	6	.700				1944	Kansas	17	9	.654			
1920	Kansas	10	7	.588				1945	Kansas	12	5	.706			
1921	Kansas	10	8	.556				1946	Kansas	19	2	.905			
1922	Kansas	16	2	.889				1947	Kansas	8	5	.615			
1923	Kansas	17	1	.944				1948	Kansas	9	15	.375			
1924	Kansas	16	3	.842				1949	Kansas	12	12	.500			
1925	Kansas	17	1	.944				1950	Kansas	14	11	.560			
1926	Kansas	16	2	.889				1951	Kansas	16	8	.667			
1927	Kansas	15	2	.882				1952	Kansas	28	3	.929	4	0	CH
1928	Kansas	9	9	.500				1953	Kansas	19	6	.760	3	1	2d
1929	Kansas	3	15	.167				1954	Kansas	16	5	.762			
1930	Kansas	14	4	.778				1955	Kansas	11	10	.524			
1931	Kansas	15	3	.833				1956	Kansas	14	9	.609			

Career Totals School	Years	Overall			NCAA Division I Tournament			
		Won	Lost	Pct.	Years	Won	Lost	Pct.
Baker	3	45	9	.833				
Haskell	1	27	5	.844				
Central Mo. St.	7	84	31	.730				
Kansas	39	590	219	.729	4	10	3	.769
Total (4 schools)	48	746	264	.739	4	10	3	.769

Note: During the 1908 and 1909 seasons, Allen coached at two different schools.



Photo from Kansas sports information

FORDDY ANDERSON – Stanford 1942

Born: 3-17-1919 Hometown: Gary, IN

Died: 10-25-1999

Through the 2005 NCAA Division I tournament, was one of only 12 coaches to take two different teams to the Final Four.

Year	School	Overall			Div. I Tournament			Year	School	Overall			Div. I Tournament		
		Won	Lost	Pct.	Won	Lost	Finish			Won	Lost	Pct.	Won	Lost	Finish
1947	Drake	18	11	.621				1959	Michigan St.	19	4	.826			
1948	Drake	14	12	.538				1950	Michigan St.	10	11	.476			
1949	Bradley	27	8	.771				1961	Michigan St.	7	17	.292			
1950	Bradley	32	5	.865	2	1	2d	1962	Michigan St.	8	14	.364			
1951	Bradley	32	6	.842				1963	Michigan St.	4	16	.200			
1952	Bradley	17	12	.586				1964	Michigan St.	14	10	.583			
1953	Bradley	15	12	.556				1965	Michigan St.	5	18	.217			
1954	Bradley	19	13	.594	4	1	2d	1966	Hiram Scott	12	3	.800			
1955	Michigan St.	13	9	.591				1967	Hiram Scott	19	4	.826			
1956	Michigan St.	13	9	.591				1968	Hiram Scott	15	5	.750			
1957	Michigan St.	16	10	.615	2	2	4th	1969	Hiram Scott	13	8	.619			
1958	Michigan St.	16	6	.727				1970	Hiram Scott	10	11	.476			

Career Totals School	Years	Overall			NCAA Division I Tournament			
		Won	Lost	Pct.	Years	Won	Lost	Pct.
Drake	2	32	23	.582				
Bradley	6	142	56	.717	2	6	2	.750
Michigan St.	11	125	124	.502	2	3	3	.500
Hiram Scott	5	69	31	.690				
Totals (4 schools)	24	368	234	.611	4	9	5	.643





Photo from Michigan State sports information

Photo from Bowling Green sports information



HAROLD ANDERSON – Otterbein 1924

Born: 9-11-1902 Hometown: Akron, OH

Died: 6-13-1967


Elected to the Naismith Memorial Basketball Hall of Fame in 1984.

Year	School	Overall			Div. I Tournament			Year	School	Overall			Div. I Tournament		
		Won	Lost	Pct.	Won	Lost	Finish			Won	Lost	Pct.	Won	Lost	Finish
1935	Toledo	13	3	.813				1950	Bowling Green	19	11	.633			
1936	Toledo	12	4	.750				1951#	Bowling Green	10	4	.714			
1937	Toledo	18	4	.818				1952	Bowling Green	17	10	.630			
1938	Toledo	14	6	.700				1953	Bowling Green	12	15	.444			
1939	Toledo	17	10	.630				1954	Bowling Green	17	7	.708			
1940	Toledo	24	6	.800				1955	Bowling Green	6	16	.273			
1941	Toledo	21	3	.875				1956	Bowling Green	4	19	.174			
1942	Toledo	23	5	.821				1957	Bowling Green	14	9	.609			
1943	Bowling Green	18	5	.783				1958	Bowling Green	15	8	.652			
1944	Bowling Green	22	4	.846				1959	Bowling Green	18	8	.692	0	1	
1945	Bowling Green	24	4	.857				1960	Bowling Green	10	14	.417			
1946	Bowling Green	27	5	.844				1961	Bowling Green	10	14	.417			
1947	Bowling Green	28	7	.800				1962	Bowling Green	21	4	.840	0	1	
1948	Bowling Green	27	6	.818				1963	Bowling Green	19	8	.704	1	2	
1949	Bowling Green	24	7	.774											

Career Totals		Overall				NCAA Division I Tournament			
School	Years	Won	Lost	Pct.	Years	Won	Lost	Pct.	
Toledo	8	142	41	.776					
Bowling Green	21	362	185	.662	3	1	4	.200	
Totals (2 schools)	29	504	226	.690	3	1	4	.200	

#Took a leave of absence for health reasons. Bowling Green was 15-12 overall in 1951.

Photo from Syracuse sports information



LEW ANDREAS – Syracuse 1921

Born: 2-25-1895 Hometown: Sterling, IL

Died: 6-16-1984

Coached Syracuse to the national championship ranking by the Helms Foundation in 1926... Served on the NCAA men's basketball committee from 1943-44 and 1954-58.

Year	School	Overall			Div. I Tournament			Year	School	Overall			Div. I Tournament		
		Won	Lost	Pct.	Won	Lost	Finish			Won	Lost	Pct.	Won	Lost	Finish
1925	Syracuse	15	2	.882				1938	Syracuse	14	5	.737			
1926	Syracuse	19	1	.950				1939	Syracuse	15	4	.789			
1927	Syracuse	15	4	.789				1940	Syracuse	10	8	.556			
1928	Syracuse	10	6	.625				1941	Syracuse	14	5	.737			
1929	Syracuse	11	4	.733				1942	Syracuse	15	6	.714			
1930	Syracuse	18	2	.900				1943	Syracuse	8	10	.444			
1931	Syracuse	16	4	.800				1945	Syracuse	7	12	.368			
1932	Syracuse	13	8	.619				1946	Syracuse	23	4	.852			
1933	Syracuse	14	2	.875				1947	Syracuse	19	6	.760			
1934	Syracuse	15	2	.882				1948	Syracuse	11	13	.458			
1935	Syracuse	15	2	.882				1949	Syracuse	18	7	.720			
1936	Syracuse	12	5	.706				1950	Syracuse	18	9	.667			
1937	Syracuse	13	4	.765											

Career Totals		Overall				NCAA Division I Tournament			
School	Years	Won	Lost	Pct.	Years	Won	Lost	Pct.	
Syracuse	25	358	135	.726					

JUSTIN "SAM" BARRY – Wisconsin 1916

Born: 12-17-1892 Hometown: Madison, WI

Died: 9-25-1950

Coached Southern California to the national championship ranking by the Helms Foundation in 1940...Elected to the Naismith Memorial Basketball Hall of Fame in 1978.

Year	School	Overall			Div. I Tournament			Year	School	Overall			Div. I Tournament		
		Won	Lost	Pct.	Won	Lost	Finish			Won	Lost	Pct.	Won	Lost	Finish
1919	Knox	9	2	.818				1935	Southern California	20	6	.769			
1920	Knox	8	6	.571				1936	Southern California	14	12	.538			
1921	Knox	10	2	.833				1937	Southern California	19	6	.760			
1922	Knox	11	5	.688				1938	Southern California	17	9	.654			
1923	Iowa	13	2	.867				1939	Southern California	20	5	.800			
1924	Iowa	7	10	.412				1940	Southern California	20	3	.870	1	1	T3d
1925	Iowa	6	10	.375				1941	Southern California	15	10	.600			
1926	Iowa	12	5	.706				1942	Southern California	12	8	.600			
1927	Iowa	9	8	.529				1943	Southern California	23	5	.821			
1928	Iowa	6	11	.353				1944	Southern California	8	12	.400			
1929	Iowa	9	8	.529				1945	Southern California	15	9	.625			
1930	Southern California	15	5	.750				1946	Southern California	14	7	.667			
1931	Southern California	8	8	.500				1947	Southern California	10	14	.417			
1932	Southern California	10	12	.455				1948	Southern California	14	10	.583			
1933	Southern California	18	5	.783				1949	Southern California	14	10	.583			
1934	Southern California	16	8	.667				1950	Southern California	16	8	.667			

Career Totals School	Overall				NCAA Division I Tournament			
	Years	Won	Lost	Pct.	Years	Won	Lost	Pct.
Knox	4	38	15	.717				
Iowa	7	62	54	.534				
Southern California	21	318	172	.649	1	1	1	.500
Totals (3 schools)	32	418	241	.634	1	1	1	.500




Photo from Naismith Memorial Basketball Hall of Fame

GENE BARTOW – Truman 1953

Born: 8-18-1930 Hometown: Browning, MO

Named coach of the year by the NABC in 1973...Through the 2005 NCAA Division I tournament, was one of only 12 coaches to take two different teams to the Final Four.

Year	School	Overall			Div. I Tournament			Year	School	Overall			Div. I Tournament		
		Won	Lost	Pct.	Won	Lost	Finish			Won	Lost	Pct.	Won	Lost	Finish
1962	Central Mo. St.	16	6	.727				1980	UAB	18	12	.600			
1963	Central Mo. St.	17	6	.739				1981	UAB	23	9	.719	2	1	
1964	Central Mo. St.	14	9	.609				1982	UAB	25	6	.806	2	1	RR
1965	Valparaiso	13	12	.520				1983	UAB	19	14	.576	0	1	
1966	Valparaiso	19	9	.679				1984	UAB	23	11	.676	0	1	
1967	Valparaiso	21	8	.724				1985	UAB	25	9	.735	1	1	
1968	Valparaiso	11	15	.423				1986	UAB	25	11	.694	1	1	
1969	Valparaiso	16	12	.571				1987	UAB	21	11	.656	0	1	
1970	Valparaiso	13	13	.500				1988	UAB	16	15	.516			
1971	Memphis	18	8	.692				1989	UAB	22	12	.647			
1972	Memphis	21	7	.750				1990	UAB	22	9	.710	0	1	
1973	Memphis	24	6	.800	3	1	2d	1991	UAB	18	13	.581			
1974	Memphis	19	11	.633				1992	UAB	20	9	.690			
1975	Illinois	8	18	.308				1993	UAB	21	14	.600			
1976*	UCLA	28	4	.875	4	1	3d	1994	UAB	22	8	.733	0	1	
1977	UCLA	24	5	.828	1	1		1995	UAB	14	16	.467			
1979	UAB	15	11	.577				1996	UAB	16	14	.533			

Career Totals School	Overall				NCAA Division I Tournament			
	Years	Won	Lost	Pct.	Years	Won	Lost	Pct.
Central Mo. St.	3	47	21	.691				
Valparaiso	6	93	69	.574				
Memphis	4	82	32	.719	1	3	1	.750
Illinois	1	8	18	.308				
UCLA	2	52	9	.852	2	5	2	.714
UAB	18	365	204	.641	9	6	9	.400
Totals (6 schools)	34	647	353	.647	12	14	12	.538




Photo from Memphis sports information

Note: NCAA College Division tournament: 1966, 1-1; 1967, 2-1; and 1969, 1-1. Overall non-Division I tournament record: 3 years, 4-3, .571.

*1976 record includes a forfeit win over Oregon State. 1976 on-court record was 27-5. On-court record at UCLA was 51-10 and overall career record was 646-354.

Photo from Naismith Memorial Basketball Hall of Fame



CLAIR BEE – Waynesburg 1925

Born: 3-2-1896

Hometown: Grafton, WV

Died: 5-20-1983

Coached Long Island to postseason NIT titles in 1939 and 1941...Coached Long Island to the national championship ranking by the Helms Foundation in 1939...Elected to the Naismith Memorial Basketball Hall of Fame in 1967...Through the 2005 season, was the fastest coach of all-time to 200 and 300 career wins...Through the 2005 NCAA Division I tournament, held the NCAA career record for winning percentage at .826.

Year	School	Overall			Div. I Tournament			Year	School	Overall			Div. I Tournament		
		Won	Lost	Pct.	Won	Lost	Finish			Won	Lost	Pct.	Won	Lost	Finish
1929	Rider	19	3	.864				1940	Long Island	19	4	.826			
1930	Rider	17	2	.895				1941	Long Island	25	2	.926			
1931	Rider	17	2	.895				1942	Long Island	25	3	.893			
1932	Long Island	16	4	.800				1943	Long Island	13	6	.684			
1933	Long Island	6	11	.353				1946	Long Island	14	9	.609			
1934	Long Island	26	1	.963				1947	Long Island	17	5	.773			
1935	Long Island	24	2	.923				1948	Long Island	17	4	.810			
1936	Long Island	25	0	1.000				1949	Long Island	18	12	.600			
1937	Long Island	28	3	.903				1950	Long Island	20	5	.800			
1938	Long Island	23	5	.821				1951	Long Island	20	4	.833			
1939	Long Island	23	0	1.000											

Career Totals

School	Years	Won	Lost	Pct.
Rider	3	53	7	.883
Long Island	18	359	80	.818
Totals (2 schools)	21	412	87	.826


Overall

Years	Won	Lost	Pct.
3	53	7	.883
18	359	80	.818
21	412	87	.826

NCAA Division I Tournament

Years	Won	Lost	Pct.
3	53	7	.883
18	359	80	.818
21	412	87	.826

Photo from Dayton sports information



TOM BLACKBURN – Wilmington 1931

Born: 1-23-1906

Hometown: Peebles, OH

Died: 3-6-1964

Coached Dayton to the postseason NIT title in 1962.

Year	School	Overall			Div. I Tournament			Year	School	Overall			Div. I Tournament		
		Won	Lost	Pct.	Won	Lost	Finish			Won	Lost	Pct.	Won	Lost	Finish
1948	Dayton	12	14	.462				1957	Dayton	19	9	.679			
1949	Dayton	16	14	.533				1958	Dayton	25	4	.862			
1950	Dayton	24	8	.750				1959	Dayton	14	12	.538			
1951	Dayton	27	5	.844				1960	Dayton	21	7	.750			
1952	Dayton	28	5	.848	1	1		1961	Dayton	20	9	.690			
1953	Dayton	16	13	.552				1962	Dayton	24	6	.800			
1954	Dayton	25	7	.781				1963	Dayton	16	10	.615			
1955	Dayton	25	4	.862				1964	Dayton	15	10	.600			
1956	Dayton	25	4	.862											

Career Totals

School	Years	Won	Lost	Pct.
Dayton	17	352	141	.714

Overall

Years	Won	Lost	Pct.
17	352	141	.714

NCAA Division I Tournament

Years	Won	Lost	Pct.
1	1	1	.500

JIM BOEHEIM – Syracuse 1966

Born: 11-17-1944 Hometown: Lyons, NY

Coached Syracuse to the NCAA championship in 2003.

Year	School	Overall			Div. I Tournament			Year	School	Overall			Div. I Tournament		
		Won	Lost	Pct.	Won	Lost	Finish			Won	Lost	Pct.	Won	Lost	Finish
1977	Syracuse	26	4	.867	1	1		1992	Syracuse	22	10	.688	1	1	
1978	Syracuse	22	6	.786	0	1		1993	Syracuse	20	9	.690			
1979	Syracuse	26	4	.867	1	1		1994	Syracuse	23	7	.767	2	1	
1980	Syracuse	26	4	.867	1	1		1995	Syracuse	20	10	.667	1	1	
1981	Syracuse	22	12	.647				1996	Syracuse	29	9	.763	5	1	2d
1982	Syracuse	16	13	.552				1997	Syracuse	19	13	.594			
1983	Syracuse	21	10	.677	1	1		1998	Syracuse	26	9	.743	2	1	
1984	Syracuse	23	9	.719	1	1		1999	Syracuse	21	12	.636	0	1	
1985	Syracuse	22	9	.710	1	1		2000	Syracuse	26	6	.813	2	1	
1986	Syracuse	26	6	.813	1	1		2001	Syracuse	25	9	.735	1	1	
1987	Syracuse	31	7	.816	5	1	2d	2002	Syracuse	23	13	.639			
1988	Syracuse	26	9	.743	1	1		2003	Syracuse	30	5	.857	6	0	CH
1989	Syracuse	30	8	.789	3	1	RR	2004	Syracuse	23	8	.742	2	1	
1990	Syracuse	26	7	.788	2	1		2005	Syracuse	27	7	.794	0	1	
1991	Syracuse	26	6	.813	0	1									

School	Career Totals				Overall				NCAA Division I Tournament			
	Years	Won	Lost	Pct.	Years	Won	Lost	Pct.	Years	Won	Lost	Pct.
Syracuse	29	703	241	.745	24	40	23	.625				




Photo from Syracuse sports information

BEN BRAUN – Wisconsin 1975

Born: 11-25-1953 Hometown: Chicago, IL

Coached California to the postseason NIT title in 1999.

Year	School	Overall			Div. I Tournament			Year	School	Overall			Div. I Tournament		
		Won	Lost	Pct.	Won	Lost	Finish			Won	Lost	Pct.	Won	Lost	Finish
1978	Siena Heights	8	21	.276				1992	Eastern Mich.	9	22	.290			
1979	Siena Heights	24	6	.800				1993	Eastern Mich.	13	17	.433			
1980	Siena Heights	21	11	.656				1994	Eastern Mich.	15	12	.556			
1981	Siena Heights	22	11	.667				1995	Eastern Mich.	20	10	.667			
1982	Siena Heights	19	13	.594				1996	Eastern Mich.	25	6	.806	1	1	
1983	Siena Heights	21	12	.636				1997	California	23	9	.719	2	1	
1984	Siena Heights	15	14	.517				1998	California	12	15	.444			
1985	Siena Heights	18	15	.545				1999	California	22	11	.667			
1986	Eastern Mich.	9	18	.333				2000	California	18	15	.545			
1987	Eastern Mich.	14	15	.483				2001	California	20	11	.645	0	1	
1988	Eastern Mich.	22	8	.733				2002	California	23	9	.719	1	1	
1989*	Eastern Mich.	17	12	.586	0	1		2003	California	22	9	.710	1	1	
1990	Eastern Mich.	19	13	.594				2004	California	13	15	.464			
1991	Eastern Mich.	26	7	.788	2	1		2005	California	13	16	.448			

School	Career Totals				Overall				NCAA Division I Tournament			
	Years	Won	Lost	Pct.	Years	Won	Lost	Pct.	Years	Won	Lost	Pct.
Siena Heights	8	148	103	.590								
Eastern Mich.	11	189	140	.574	3	3	3	.500				
California	9	166	100	.601	4	4	4	.500				
Total (3 schools)	28	503	353	.588	7	7	7	.500				



Photo by Michael Pimentel

*1989 record includes a forfeit win over Miami (Ohio). 1989 on-court record was 16-13. On-court record at Eastern Michigan was 188-139 and overall career record was 502-354.

Photo from Kansas sports information



LARRY BROWN – North Carolina 1963

Born: 9-14-1940 Hometown: Long Beach, NY


Coached Kansas to the NCAA championship in 1988...Elected to the Naismith Memorial Basketball Hall of Fame in 2002...Naismith coach of the year in 1988...USA Olympic team member in 1964...USA Olympic team head coach in 2004...USA Olympic team assistant coach in 1980 and 2000...Through the 2005 NCAA Division I tournament, was one of only 12 coaches to take two different teams to the Final Four.

Year	School	Overall			Div. I Tournament		
		Won	Lost	Pct.	Won	Lost	Finish
1980*	UCLA	17	9	.654			
1981	UCLA	20	7	.741	0	1	
1984	Kansas	22	10	.688	1	1	
1985	Kansas	26	8	.765	1	1	
1986	Kansas	35	4	.897	4	1	T3d
1987	Kansas	25	11	.694	2	1	
1988	Kansas	27	11	.711	6	0	CH

Career Totals School	Years	Overall			NCAA Division I Tournament			
		Won	Lost	Pct.	Years	Won	Lost	Pct.
UCLA	2	37	16	.698	1	0	1	.000
Kansas	5	135	44	.754	5	14	4	.778
Total (2 schools)	7	172	60	.741	6	14	5	.737

*NCAA Division I tournament record later vacated: 1980, 5-1, 2nd place. On-court record before NCAA Division I tournament games vacated: 1980, 22-10. On-court record at UCLA was 42-17 and overall career record if no games were vacated: 177-61. Overall tournament record if no games were vacated: 7 years, 19-6.

Photo from Duke sports information



VIC BUBAS – North Carolina State 1951

Born: 1-28-1939 Hometown: Gary, IN

Through the 2005 NCAA Division I tournament, was one of only six coaches to have played and coached in the Final Four, having played for the 1950 North Carolina State team...Served as chair of the NCAA Division I Men's Basketball Committee in 1985...Served on the NCAA Division I Men's Basketball Committee from 1980-85.

Year	School	Overall			Div. I Tournament		
		Won	Lost	Pct.	Won	Lost	Finish
1960	Duke	17	11	.607	2	1	RR
1961	Duke	22	6	.786			
1962	Duke	20	5	.800			
1963	Duke	27	3	.900	3	1	3d
1964	Duke	26	5	.839	3	1	2d
1965	Duke	20	5	.800			
1966	Duke	26	4	.867	3	1	3d
1967	Duke	18	9	.667			
1968	Duke	22	6	.786			
1969	Duke	15	13	.536			

Career Totals School	Years	Overall			NCAA Division I Tournament			
		Won	Lost	Pct.	Years	Won	Lost	Pct.
Duke	10	213	67	.761	4	11	4	.733

JOHN BUNN – Kansas 1921

Born: 9-26-1898 Hometown: Wellston, OH

Died: 8-13-1979

Coached Stanford to the national championship ranking by the Helms Foundation in 1937...Elected to the Naismith Memorial Basketball Hall of Fame in 1964...Served on the NCAA Division I Men's Basketball Committee in 1940.

Year	School	Overall			Div. I Tournament			Year	School	Overall			Div. I Tournament		
		Won	Lost	Pct.	Won	Lost	Finish			Won	Lost	Pct.	Won	Lost	Finish
1931	Stanford	8	9	.471				1952	Springfield	14	12	.538			
1932	Stanford	6	13	.316				1953	Springfield	18	11	.621			
1933	Stanford	9	18	.333				1954	Springfield	12	12	.500			
1934	Stanford	8	12	.400				1955	Springfield	11	9	.550			
1935	Stanford	9	18	.333				1956	Springfield	8	16	.333			
1936	Stanford	22	7	.759				1957	Northern Colo.	11	10	.524			
1937	Stanford	25	2	.926				1958	Northern Colo.	6	15	.286			
1938	Stanford	21	3	.875				1959	Northern Colo.	14	10	.583			
1947	Springfield	15	8	.652				1960	Northern Colo.	14	11	.560			
1948	Springfield	14	18	.438				1961	Northern Colo.	8	16	.333			
1949	Springfield	14	9	.609				1962	Northern Colo.	10	16	.385			
1950	Springfield	15	12	.556				1963	Northern Colo.	10	16	.385			
1951	Springfield	13	16	.448											

Career Totals School	Years	Overall			NCAA Division I Tournament			
		Won	Lost	Pct.	Years	Won	Lost	Pct.
Stanford	8	108	82	.568				
Springfield	10	134	123	.521				
Northern Colo.	7	73	94	.437				
Totals (3 schools)	25	315	299	.513				




Photo from Naismith Memorial Basketball Hall of Fame

JIM CALHOUN – American International 1968

Born: 5-10-1942 Hometown: Braintree, MA

Coached Connecticut to the NCAA championship in 1999 and 2004...Coached Connecticut to the postseason NIT title in 1988...Named coach of the year by AP, UPI, and CBS/Chevrolet in 1990...The Sporting News coach of the year in 1990...Legends of Coaching award recipient in 2005...Through the 2005 NCAA Division I tournament, was tied for the Final Four career record for highest winning percentage with 100% (4-0).

Year	School	Overall			Div. I Tournament			Year	School	Overall			Div. I Tournament		
		Won	Lost	Pct.	Won	Lost	Finish			Won	Lost	Pct.	Won	Lost	Finish
1973	Northeastern	19	7	.731				1990	Connecticut	31	6	.838	3	1	RR
1974	Northeastern	12	11	.522				1991	Connecticut	20	11	.645	2	1	
1975	Northeastern	12	12	.500				1992	Connecticut	20	10	.667	1	1	
1976	Northeastern	12	13	.480				1993	Connecticut	15	13	.536			
1977	Northeastern	12	14	.462				1994	Connecticut	29	5	.853	2	1	
1978	Northeastern	14	12	.538				1995	Connecticut	28	5	.848	3	1	RR
1979	Northeastern	13	13	.500				1996*	Connecticut	30	2	.938			
1980	Northeastern	19	8	.704				1997	Connecticut	18	15	.545			
1981	Northeastern	24	6	.800	1	1		1998	Connecticut	32	5	.865	3	1	RR
1982	Northeastern	23	7	.767	1	1		1999	Connecticut	34	2	.944	6	0	CH
1983	Northeastern	13	15	.464				2000	Connecticut	25	10	.714	1	1	
1984	Northeastern	27	5	.844	1	1		2001	Connecticut	20	12	.625			
1985	Northeastern	22	9	.710	0	1		2002	Connecticut	27	7	.794	3	1	RR
1986	Northeastern	26	5	.839	0	1		2003	Connecticut	23	10	.697	2	1	
1987	Connecticut	9	19	.321				2004	Connecticut	33	6	.846	6	0	CH
1988	Connecticut	20	14	.588				2005	Connecticut	23	8	.742	1	1	
1989	Connecticut	18	13	.581											

Career Totals School	Years	Overall			NCAA Division I Tournament			
		Won	Lost	Pct.	Years	Won	Lost	Pct.
Northeastern	14	248	137	.644	5	3	5	.375
Connecticut	19	455	173	.725	12	33	10	.767
Totals (2 schools)	33	703	310	.694	17	36	15	.706




Photo from Connecticut sports information

*NCAA Division I tournament record later vacated: 1996, 2-1. On-court record before NCAA Division I tournament games vacated: 1996, 32-3. On-court record at Connecticut was 467-174 and overall record if no games were vacated: 705-311. Overall tournament record if no games were vacated: 18 years, 38-16.



Photo by Joe Murphy

JOHN CALIPARI – Clarion 1982

Born: 2-10-1959 Hometown: Moon, PA

Coached Memphis to the postseason NIT title in 2002... Named coach of the year by the NABC in 1996... Naismith coach of the year in 1996... The Sporting News coach of the year in 1996... Basketball Times coach of the year in 1996.

Year	School	Overall			Div. I Tournament			Year	School	Overall			Div. I Tournament		
		Won	Lost	Pct.	Won	Lost	Finish			Won	Lost	Pct.	Won	Lost	Finish
1989	Massachusetts	10	18	.357				1996*	Massachusetts	31	1	.969			
1990	Massachusetts	17	14	.548				2001	Memphis	21	15	.583			
1991	Massachusetts	20	13	.606				2002	Memphis	27	9	.750			
1992	Massachusetts	30	5	.857	2	1		2003	Memphis	23	7	.767	0	1	
1993	Massachusetts	24	7	.774	1	1		2004	Memphis	22	8	.733	1	1	
1994	Massachusetts	28	7	.800	1	1		2005	Memphis	22	16	.579			
1995	Massachusetts	29	5	.853	3	1	RR								

Career Totals School	Overall				NCAA Division I Tournament			
	Years	Won	Lost	Pct.	Years	Won	Lost	Pct.
Massachusetts	8	189	70	.730	4	7	4	.636
Memphis	5	115	55	.676	2	1	2	.333
Total (2 schools)	13	304	125	.709	6	8	6	.571

*NCAA Division I tournament record later vacated: 1996, 4-1, tie 3rd place. On-court record before NCAA Division I tournament games vacated: 1996, 35-2. On-court record at Massachusetts was 193-71 and overall record if no games were vacated: 308-126. Overall tournament record if no games were vacated: 7 years, 12-7.




Photo from New York University archives

HOWARD CANN – New York University 1920

Born: 10-11-1895 Hometown: New York, NY

Died: 12-18-1992

Coached New York University to the national championship ranking by the Helms Foundation in 1935... Elected to the Naismith Memorial Basketball Hall of Fame in 1967.

Year	School	Overall			Div. I Tournament			Year	School	Overall			Div. I Tournament		
		Won	Lost	Pct.	Won	Lost	Finish			Won	Lost	Pct.	Won	Lost	Finish
1924	New York U.	8	8	.500				1942	New York U.	12	7	.632			
1925	New York U.	7	7	.500				1943	New York U.	16	6	.727	0	2	RR
1926	New York U.	10	4	.714				1944	New York U.	7	7	.500			
1927	New York U.	4	7	.364				1945	New York U.	14	7	.667	2	1	2d
1928	New York U.	8	6	.571				1946	New York U.	19	3	.864	1	1	RR
1929	New York U.	13	5	.722				1947	New York U.	12	9	.571			
1930	New York U.	13	3	.813				1948	New York U.	22	4	.846			
1931	New York U.	9	6	.600				1949	New York U.	12	8	.600			
1932	New York U.	6	6	.500				1950	New York U.	8	11	.421			
1933	New York U.	11	4	.733				1951	New York U.	12	4	.750			
1934	New York U.	16	0	1.000				1952	New York U.	17	8	.680			
1935	New York U.	18	1	.947				1953	New York U.	9	11	.450			
1936	New York U.	14	4	.778				1954	New York U.	9	9	.500			
1937	New York U.	10	6	.625				1955	New York U.	7	13	.350			
1938	New York U.	16	8	.667				1956	New York U.	10	8	.556			
1939	New York U.	11	11	.500				1957	New York U.	8	13	.381			
1940	New York U.	18	1	.947				1958	New York U.	10	11	.476			
1941	New York U.	13	6	.684											

Career Totals School	Overall				NCAA Division I Tournament			
	Years	Won	Lost	Pct.	Years	Won	Lost	Pct.
New York U.	35	409	232	.638	3	3	4	.429

HENRY "DOC" CARLSON – Pittsburgh 1918

Born: 7-4-1894 Hometown: Murray City, OH

Died: 11-1-1964

Coached Pittsburgh to the national championship ranking by the Helms Foundation in 1928 and 1930... Elected to the Naismith Memorial Basketball Hall of Fame in 1959.

Year	School	Overall			Div. I Tournament			Year	School	Overall			Div. I Tournament		
		Won	Lost	Pct.	Won	Lost	Finish			Won	Lost	Pct.	Won	Lost	Finish
1923	Pittsburgh	10	5	.667				1939	Pittsburgh	10	8	.556			
1924	Pittsburgh	10	7	.588				1940	Pittsburgh	8	9	.471			
1925	Pittsburgh	4	10	.286				1941	Pittsburgh	13	6	.684	1	1	T3d
1926	Pittsburgh	11	6	.647				1942	Pittsburgh	5	10	.333			
1927	Pittsburgh	10	7	.588				1943	Pittsburgh	10	5	.667			
1928	Pittsburgh	21	0	1.000				1944	Pittsburgh	7	7	.500			
1929	Pittsburgh	16	5	.762				1945	Pittsburgh	8	4	.667			
1930	Pittsburgh	23	2	.920				1946	Pittsburgh	7	7	.500			
1931	Pittsburgh	20	4	.833				1947	Pittsburgh	8	10	.444			
1932	Pittsburgh	14	16	.467				1948	Pittsburgh	10	11	.476			
1933	Pittsburgh	17	5	.773				1949	Pittsburgh	12	13	.480			
1934	Pittsburgh	18	4	.818				1950	Pittsburgh	4	14	.222			
1935	Pittsburgh	18	5	.783				1951	Pittsburgh	9	17	.346			
1936	Pittsburgh	18	9	.667				1952	Pittsburgh	10	12	.455			
1937	Pittsburgh	14	7	.667				1953	Pittsburgh	12	11	.522			
1938	Pittsburgh	9	12	.429											

Career Totals School	Overall				NCAA Division I Tournament			
	Years	Won	Lost	Pct.	Years	Won	Lost	Pct.
Pittsburgh	31	366	248	.596	1	1	1	.500



Photo from Basketball in Pictures by Buchanan

LOU CARNESECCA – St. John's (New York) 1946

Born: 1-5-1925 Hometown: Manhattan, NY

Coached St. John's (New York) to the postseason NIT title in 1989... Elected to the Naismith Memorial Basketball Hall of Fame in 1992... Named coach of the year by the USBWA, CBS/Chevrolet and the NABC in 1983... Named coach of the year by UPI and the USBWA in 1985... The Sporting News coach of the year in 1985... Basketball Times coach of the year in 1983... USA Olympic team manager in 1968.

Year	School	Overall			Div. I Tournament			Year	School	Overall			Div. I Tournament		
		Won	Lost	Pct.	Won	Lost	Finish			Won	Lost	Pct.	Won	Lost	Finish
1966	St. John's (N.Y.)	18	8	.692				1981	St. John's (N.Y.)	17	11	.607			
1967	St. John's (N.Y.)	23	5	.821	1	2		1982	St. John's (N.Y.)	21	9	.700	1	1	
1968	St. John's (N.Y.)	19	8	.704	0	1		1983	St. John's (N.Y.)	28	5	.848	1	1	
1969	St. John's (N.Y.)	23	6	.793	1	2		1984	St. John's (N.Y.)	18	12	.600	0	1	
1970	St. John's (N.Y.)	21	8	.724				1985	St. John's (N.Y.)	31	4	.886	4	1	T3d
1974	St. John's (N.Y.)	20	7	.741				1986	St. John's (N.Y.)	31	5	.861	1	1	
1975	St. John's (N.Y.)	21	10	.677				1987	St. John's (N.Y.)	21	9	.700	1	1	
1976	St. John's (N.Y.)	23	6	.793	0	1		1988	St. John's (N.Y.)	17	12	.586	0	1	
1977	St. John's (N.Y.)	22	9	.710	0	1		1989	St. John's (N.Y.)	20	13	.606			
1978	St. John's (N.Y.)	21	7	.750	0	1		1990	St. John's (N.Y.)	24	10	.706	1	1	
1979	St. John's (N.Y.)	21	11	.656	3	1	RR	1991	St. John's (N.Y.)	23	9	.719	3	1	RR
1980	St. John's (N.Y.)	24	5	.828	0	1		1992	St. John's (N.Y.)	19	11	.633	0	1	

Career Totals School	Overall				NCAA Division I Tournament			
	Years	Won	Lost	Pct.	Years	Won	Lost	Pct.
St. John's (N.Y.)	24	526	200	.725	18	17	20	.459





Photo by Steve Griccio

Photo from Navy sports information



BEN CARNEVALE – New York University 1938


Born: 10-30-1915 Hometown: Somerville, NJ

Elected to the Naismith Memorial Basketball Hall of Fame in 1969...Olympic team manager in 1968...Served on the NCAA Division I Men's Basketball Committee from 1965-70.

Year	School	Overall			Div. I Tournament			Year	School	Overall			Div. I Tournament		
		Won	Lost	Pct.	Won	Lost	Finish			Won	Lost	Pct.	Won	Lost	Finish
1945	North Carolina	22	6	.786				1956	Navy	10	9	.526			
1946	North Carolina	30	5	.857	2	1	2d	1957	Navy	15	8	.652			
1947	Navy	16	3	.842	0	2	RR	1958	Navy	10	10	.500			
1948	Navy	10	7	.588				1959	Navy	18	6	.750	2	1	
1949	Navy	12	9	.571				1960	Navy	16	6	.727	0	1	
1950	Navy	14	7	.667				1961	Navy	10	9	.526			
1951	Navy	16	6	.727				1962	Navy	13	8	.619			
1952	Navy	16	7	.696				1963	Navy	9	9	.500			
1953	Navy	16	5	.762	0	1		1964	Navy	10	12	.455			
1954	Navy	18	8	.692	2	1	RR	1965	Navy	10	10	.500			
1955	Navy	11	9	.550				1966	Navy	7	12	.368			

Career Totals School	Overall				NCAA Division I Tournament			
	Years	Won	Lost	Pct.	Years	Won	Lost	Pct.
North Carolina	2	52	11	.825	1	2	1	.667
Navy	20	257	160	.616	5	4	6	.400
Totals (2 schools)	22	309	171	.644	6	6	7	.462

Photo from Princeton sports information



PETE CARRIL – Lafayette 1952

Born: 7-10-1930 Hometown: Bethlehem, PA

Coached Princeton to the postseason NIT title in 1975...Elected to the Naismith Memorial Basketball Hall of Fame in 1997.

Year	School	Overall			Div. I Tournament			Year	School	Overall			Div. I Tournament		
		Won	Lost	Pct.	Won	Lost	Finish			Won	Lost	Pct.	Won	Lost	Finish
1967	Lehigh	11	12	.478				1982	Princeton	13	13	.500			
1968	Princeton	20	6	.769	0	1		1983	Princeton	20	9	.690	2	1	
1969	Princeton	19	7	.731				1984	Princeton	18	10	.643	1	1	
1970	Princeton	16	9	.640				1985	Princeton	11	15	.423			
1971	Princeton	14	11	.560				1986	Princeton	13	13	.500			
1972	Princeton	20	7	.741				1987	Princeton	16	9	.640			
1973	Princeton	16	9	.640				1988	Princeton	17	9	.654			
1974	Princeton	16	10	.615				1989	Princeton	19	8	.704	0	1	
1975	Princeton	22	8	.733				1990	Princeton	20	7	.741	0	1	
1976	Princeton	22	5	.815	0	1		1991	Princeton	24	3	.889	0	1	
1977	Princeton	21	5	.808	0	1		1992	Princeton	22	6	.786	0	1	
1978	Princeton	17	9	.654				1993	Princeton	15	11	.577			
1979	Princeton	14	12	.538				1994	Princeton	18	8	.692			
1980	Princeton	15	15	.500				1995	Princeton	16	10	.615			
1981	Princeton	18	10	.643	0	1		1996	Princeton	22	7	.759	1	1	

Career Totals School	Overall				NCAA Division I Tournament			
	Years	Won	Lost	Pct.	Years	Won	Lost	Pct.
Lehigh	1	11	12	.478				
Princeton	29	514	261	.663	11	4	11	.267
Totals (2 schools)	30	525	273	.658	11	4	11	.267

EVERETT CASE – Wisconsin 1923

Born: 6-21-1900 Hometown: Anderson, IN

Died: 4-30-1966

Elected to the Naismith Memorial Basketball Hall of Fame in 1981.

Year	School	Overall			Div. I Tournament			Year	School	Overall			Div. I Tournament		
		Won	Lost	Pct.	Won	Lost	Finish			Won	Lost	Pct.	Won	Lost	Finish
1947	North Carolina St.	26	5	.839				1957	North Carolina St.	15	11	.577			
1948	North Carolina St.	29	3	.906				1958	North Carolina St.	18	6	.750			
1949	North Carolina St.	25	8	.758				1959	North Carolina St.	22	4	.846			
1950	North Carolina St.	27	6	.818	2	1	3d	1960	North Carolina St.	11	15	.423			
1951	North Carolina St.	30	7	.811	1	2	RR	1961	North Carolina St.	16	9	.640			
1952	North Carolina St.	24	10	.706	1	1		1962	North Carolina St.	11	6	.647			
1953	North Carolina St.	26	6	.813				1963	North Carolina St.	10	11	.476			
1954	North Carolina St.	26	7	.788	2	1		1964	North Carolina St.	8	11	.421			
1955	North Carolina St.	28	4	.875				1965#	North Carolina St.	1	1	.500			
1956	North Carolina St.	24	4	.857	0	1									

Career Totals School	Years	Overall			NCAA Division I Tournament			
		Won	Lost	Pct.	Years	Won	Lost	Pct.
North Carolina St.	19	377	134	.738	5	6	6	.500

#Retired two games into the season. North Carolina State was 21-5 overall in 1965.




Photo from North Carolina sports information

GALE CATLETT – West Virginia 1963

Born: 10-31-1940 Hometown: Hedgesville, WV

Year	School	Overall			Div. I Tournament			Year	School	Overall			Div. I Tournament		
		Won	Lost	Pct.	Won	Lost	Finish			Won	Lost	Pct.	Won	Lost	Finish
1973	Cincinnati	17	9	.654				1988	West Virginia	18	14	.563			
1974	Cincinnati	19	8	.704				1989	West Virginia	26	5	.839	1	1	
1975	Cincinnati	23	6	.793	2	1		1990	West Virginia	16	12	.571			
1976	Cincinnati	25	6	.806	0	1		1991	West Virginia	17	14	.548			
1977	Cincinnati	25	5	.833	0	1		1992	West Virginia	20	12	.625	0	1	
1978	Cincinnati	17	10	.630				1993	West Virginia	17	12	.586			
1979	West Virginia	16	12	.571				1994	West Virginia	17	12	.586			
1980	West Virginia	15	14	.517				1995	West Virginia	13	13	.500			
1981	West Virginia	23	10	.697				1996	West Virginia	12	15	.444			
1982	West Virginia	27	4	.871	1	1		1997	West Virginia	21	10	.677			
1983	West Virginia	23	8	.742	0	1		1998	West Virginia	24	9	.727	2	1	
1984	West Virginia	20	12	.625	1	1		1999	West Virginia	10	19	.345			
1985	West Virginia	20	9	.690				2000	West Virginia	14	14	.500			
1986	West Virginia	22	11	.667	0	1		2001	West Virginia	17	12	.586			
1987	West Virginia	23	8	.742	0	1		2002	West Virginia	8	20	.286			

Career Totals School	Years	Overall			NCAA Division I Tournament			
		Won	Lost	Pct.	Years	Won	Lost	Pct.
Cincinnati	6	126	44	.741	3	2	3	.400
West Virginia	24	439	281	.610	8	5	8	.385
Totals (2 schools)	30	565	325	.635	11	7	11	.389



Photo from West Virginia sports information

Photo from Temple sports information



JOHN CHANEY – Bethune-Cookman 1955
Born: 1-21-1932 Hometown: Jacksonville, FL

Coached Cheyney to the NCAA Division II championship in 1978...Elected to the Naismith Memorial Basketball Hall of Fame in 2001...Named coach of the year by AP, UPI, the USBWA, the NABC and CBS/Chevrolet in 1988; and by the USBWA in 1987...The Sporting News coach of the year in 1988.

Year	School	Overall			Div. I Tournament			Year	School	Overall			Div. I Tournament		
		Won	Lost	Pct.	Won	Lost	Finish			Won	Lost	Pct.	Won	Lost	Finish
1973	Cheyney	23	5	.821				1990	Temple	20	11	.645	0	1	
1974	Cheyney	19	7	.731				1991	Temple	24	10	.706	3	1	RR
1975	Cheyney	16	9	.640				1992	Temple	17	13	.567	0	1	
1976	Cheyney	24	5	.828				1993	Temple	20	13	.606	3	1	RR
1977	Cheyney	20	8	.714				1994	Temple	23	8	.742	1	1	
1978	Cheyney	27	2	.931				1995	Temple	19	11	.633	0	1	
1979	Cheyney	24	7	.774				1996	Temple	20	13	.606	1	1	
1980	Cheyney	23	5	.821				1997	Temple	20	11	.645	1	1	
1981	Cheyney	21	8	.724				1998	Temple	21	9	.700	0	1	
1982	Cheyney	28	3	.903				1999	Temple	24	11	.686	3	1	RR
1983	Temple	14	15	.483				2000	Temple	27	6	.818	1	1	
1984	Temple	26	5	.839	1	1		2001	Temple	24	13	.649	3	1	RR
1985	Temple	25	6	.806	1	1		2002	Temple	19	15	.559			
1986	Temple	25	6	.806	1	1		2003	Temple	18	16	.529			
1987	Temple	32	4	.889	1	1		2004	Temple	15	14	.517			
1988	Temple	32	2	.941	3	1	RR	2005	Temple	16	14	.533			
1989	Temple	18	12	.600											

School	Career Totals				Overall				NCAA Division I Tournament			
	Years	Won	Lost	Pct.	Years	Won	Lost	Pct.	Years	Won	Lost	Pct.
Cheyney	10	225	59	.792								
Temple	23	499	238	.677	17	23	17	.575				
Totals (2 schools)	33	724	297	.709	17	23	17	.575				

Note: NCAA Division II tournament: 1973, 2-1; 1976, 2-1; 1977, 2-1; 1978, 5-0; 1979, 4-1; 1980, 1-1; 1981, 1-1; and 1982, 2-1. Overall non-Division I tournament record: 8 years, 19-7, .731.

Photo by David M. Benyak



GARY COLSON – David Lipscomb 1956
Born: 4-30-1934 Hometown: Logansport, IN

Year	School	Overall			Div. I Tournament			Year	School	Overall			Div. I Tournament		
		Won	Lost	Pct.	Won	Lost	Finish			Won	Lost	Pct.	Won	Lost	Finish
1959	Valdosta St.	13	9	.591				1976	Pepperdine	22	6	.786	1	1	
1960	Valdosta St.	10	13	.435				1977	Pepperdine	13	13	.500			
1961	Valdosta St.	18	6	.750				1978	Pepperdine	7	19	.269			
1962	Valdosta St.	19	2	.905				1979	Pepperdine	22	10	.688	1	1	
1963	Valdosta St.	17	8	.680				1981	New Mexico	11	15	.423			
1964	Valdosta St.	19	6	.760				1982	New Mexico	14	14	.500			
1965	Valdosta St.	17	4	.810				1983	New Mexico	14	15	.483			
1966	Valdosta St.	25	5	.833				1984	New Mexico	24	11	.686			
1967	Valdosta St.	27	8	.771				1985	New Mexico	19	13	.594			
1968	Valdosta St.	23	8	.742				1986	New Mexico	17	14	.548			
1969	Pepperdine	14	12	.538				1987	New Mexico	25	10	.714			
1970	Pepperdine	14	12	.538				1988	New Mexico	22	14	.611			
1971	Pepperdine	12	13	.480				1991	Fresno St.	14	16	.467			
1972	Pepperdine	10	15	.400				1992	Fresno St.	15	16	.484			
1973	Pepperdine	14	11	.560				1993	Fresno St.	13	15	.464			
1974	Pepperdine	8	18	.308				1994	Fresno St.	21	11	.656			
1975	Pepperdine	17	8	.680				1995	Fresno St.	13	15	.464			

School	Career Totals				Overall				NCAA Division I Tournament			
	Years	Won	Lost	Pct.	Years	Won	Lost	Pct.	Years	Won	Lost	Pct.
Valdosta St.	10	188	69	.732								
Pepperdine	11	153	137	.528	2	2	2	.500				
New Mexico	8	146	106	.579								
Fresno St.	5	76	73	.510								
Totals (4 schools)	34	563	385	.594	2	2	2	.500				

HARRY COMBES – Illinois 1937

Born: 3-3-1915 Hometown: Monticello, IL

Died: 11-13-1977

Year	School	Overall			Div. I Tournament			Year	School	Overall			Div. I Tournament		
		Won	Lost	Pct.	Won	Lost	Finish			Won	Lost	Pct.	Won	Lost	Finish
1948	Illinois	15	5	.750				1958	Illinois	11	11	.500			
1949	Illinois	21	4	.840	2	1	3d	1959	Illinois	12	10	.545			
1950	Illinois	14	8	.636				1960	Illinois	16	7	.696			
1951	Illinois	22	5	.815	3	1	3d	1961	Illinois	9	15	.375			
1952	Illinois	22	4	.846	3	1	3d	1962	Illinois	15	8	.652			
1953	Illinois	18	4	.818				1963	Illinois	20	6	.769	1	1	RR
1954	Illinois	17	5	.773				1964	Illinois	13	11	.542			
1955	Illinois	17	5	.773				1965	Illinois	18	6	.750			
1956	Illinois	18	4	.818				1966	Illinois	12	12	.500			
1957	Illinois	14	8	.636				1967	Illinois	12	12	.500			

Career Totals School	Overall				NCAA Division I Tournament			
	Years	Won	Lost	Pct.	Years	Won	Lost	Pct.
Illinois	20	316	150	.678	4	9	4	.692




Photo from Illinois sports information

DENNY CRUM – UCLA 1958

Born: 3-2-1937 Hometown: San Fernando, CA

Coached Louisville to the NCAA championship in 1980 and 1986...Elected to the Naismith Memorial Basketball Hall of Fame in 1994...The Sporting News coach of the year in 1983 and 1986...Legends of Coaching award recipient in 2002.

Year	School	Overall			Div. I Tournament			Year	School	Overall			Div. I Tournament		
		Won	Lost	Pct.	Won	Lost	Finish			Won	Lost	Pct.	Won	Lost	Finish
1972	Louisville	26	5	.839	2	2	4th	1987	Louisville	18	14	.563			
1973	Louisville	23	7	.767				1988	Louisville	24	11	.686	2	1	
1974	Louisville	21	7	.750	0	2		1989	Louisville	24	9	.727	2	1	
1975	Louisville	28	3	.903	4	1	3d	1990	Louisville	27	8	.771	1	1	
1976	Louisville	20	8	.714				1991	Louisville	14	16	.467			
1977	Louisville	21	7	.750	0	1		1992	Louisville	19	11	.633	1	1	
1978	Louisville	23	7	.767	1	1		1993	Louisville	22	9	.710	2	1	
1979	Louisville	24	8	.750	1	1		1994	Louisville	28	6	.824	2	1	
1980	Louisville	33	3	.917	5	0	CH	1995	Louisville	19	14	.576	0	1	
1981	Louisville	21	9	.700	0	1		1996	Louisville	22	12	.647	2	1	
1982	Louisville	23	10	.697	3	1	T3d	1997	Louisville	26	9	.743	3	1	RR
1983	Louisville	32	4	.889	3	1	T3d	1998	Louisville	12	20	.375			
1984	Louisville	24	11	.686	2	1		1999	Louisville	19	11	.633	0	1	
1985	Louisville	19	18	.514				2000	Louisville	19	12	.613	0	1	
1986	Louisville	32	7	.821	6	0	CH	2001	Louisville	12	19	.387			

Career Totals School	Overall				NCAA Division I Tournament			
	Years	Won	Lost	Pct.	Years	Won	Lost	Pct.
Louisville	30	675	295	.696	23	42	23	.643




Photo from Louisville sports information

Photo from The Basketball Bulletin



CHARLES "CHICK" DAVIES – Duquesne 1934

Born: 4-30-1900


Hometown: New Castle, PA

Died: 4-15-1985

Year	School	Overall			Div. I Tournament			Year	School	Overall			Div. I Tournament		
		Won	Lost	Pct.	Won	Lost	Finish			Won	Lost	Pct.	Won	Lost	Finish
1925	Duquesne	12	6	.667				1936	Duquesne	14	3	.824			
1926	Duquesne	15	4	.789				1937	Duquesne	13	6	.684			
1927	Duquesne	16	4	.800				1938	Duquesne	6	11	.353			
1928	Duquesne	15	7	.682				1939	Duquesne	14	4	.778			
1929	Duquesne	12	8	.600				1940	Duquesne	20	3	.870	1	1	T3d
1930	Duquesne	18	10	.643				1941	Duquesne	17	3	.850			
1931	Duquesne	12	6	.667				1942	Duquesne	15	6	.714			
1932	Duquesne	14	6	.700				1943	Duquesne	12	7	.632			
1933	Duquesne	15	1	.938				1947	Duquesne	20	2	.909			
1934	Duquesne	19	2	.905				1948	Duquesne	17	6	.739			
1935	Duquesne	18	1	.947											

Career Totals School	Overall				NCAA Division I Tournament			
	Years	Won	Lost	Pct.	Years	Won	Lost	Pct.
Duquesne	21	314	106	.748	1	1	1	.500

Photo from Iowa sports information



TOM DAVIS – Wisconsin-Platteville 1960

Born: 12-3-1938

Hometown: Platteville, WI

Named coach of the year by AP in 1987.

Year	School	Overall			Div. I Tournament			Year	School	Overall			Div. I Tournament		
		Won	Lost	Pct.	Won	Lost	Finish			Won	Lost	Pct.	Won	Lost	Finish
1972	Lafayette	21	6	.778				1987	Iowa	30	5	.857	3	1	RR
1973	Lafayette	16	10	.615				1988	Iowa	24	10	.706	2	1	
1974	Lafayette	17	9	.654				1989	Iowa	23	10	.697	1	1	
1975	Lafayette	22	6	.786				1990	Iowa	12	16	.429			
1976	Lafayette	19	7	.731				1991	Iowa	21	11	.656	1	1	
1977	Lafayette	21	6	.778				1992	Iowa	19	11	.633	1	1	
1978	Boston College	15	11	.577				1993	Iowa	23	9	.719	1	1	
1979	Boston College	21	9	.700				1994	Iowa	11	16	.407			
1980	Boston College	19	10	.655				1995	Iowa	21	12	.636			
1981	Boston College	23	7	.767	2	1		1996*	Iowa	24	8	.750	1	1	
1982	Boston College	22	10	.688	3	1	RR	1997	Iowa	22	10	.688	1	1	
1983	Stanford	14	14	.500				1998	Iowa	20	11	.645			
1984	Stanford	19	12	.613				1999	Iowa	20	10	.667	2	1	
1985	Stanford	11	17	.393				2004	Drake	12	16	.429			
1986	Stanford	14	16	.467				2005	Drake	13	16	.448			

Career Totals School	Overall				NCAA Division I Tournament			
	Years	Won	Lost	Pct.	Years	Won	Lost	Pct.
Lafayette	6	116	44	.725				
Boston College	5	100	47	.680	2	5	2	.714
Stanford	4	58	59	.496				
Iowa	13	270	139	.660	9	13	9	.591
Drake	5	25	32	.439				
Totals (5 schools)	30	569	321	.639	11	18	11	.621

*1996 record includes a forfeit win over Purdue. 1996 on-court record was 23-9. On-court record at Iowa was 269-140 and overall career record was 568-322.

EVERETT DEAN – Indiana 1921

Born: 3-18-1898 Hometown: Salem, IN

Died: 10-26-1993

Coached Stanford to the NCAA championship in 1942... Coached Stanford to the national championship ranking by the Helms Foundation in 1942... Elected to the Naismith Memorial Basketball Hall of Fame in 1966... Served on the NCAA Division I Men's Basketball Committee from 1947-50.

Year	School	Overall			Div. I Tournament			Year	School	Overall			Div. I Tournament		
		Won	Lost	Pct.	Won	Lost	Finish			Won	Lost	Pct.	Won	Lost	Finish
1922	Carleton	14	2	.875				1936	Indiana	18	2	.900			
1923	Carleton	17	2	.895				1937	Indiana	13	7	.650			
1924	Carleton	14	0	1.000				1938	Indiana	10	10	.500			
1925	Indiana	12	5	.706				1939	Stanford	16	9	.640			
1926	Indiana	12	5	.706				1940	Stanford	14	9	.609			
1927	Indiana	13	4	.765				1941	Stanford	21	5	.808			
1928	Indiana	15	2	.882				1942	Stanford	28	4	.875	3	0	CH
1929	Indiana	7	10	.412				1943	Stanford	10	11	.476			
1930	Indiana	8	9	.471				1946	Stanford	6	18	.250			
1931	Indiana	9	8	.529				1947	Stanford	15	16	.484			
1932	Indiana	8	10	.444				1948	Stanford	15	11	.577			
1933	Indiana	10	8	.556				1949	Stanford	19	9	.679			
1934	Indiana	13	7	.650				1950	Stanford	11	14	.440			
1935	Indiana	14	6	.700				1951	Stanford	12	14	.462			

Career Totals School	Overall				NCAA Division I Tournament			
	Years	Won	Lost	Pct.	Years	Won	Lost	Pct.
Carleton	3	45	4	.918				
Indiana	14	162	93	.635				
Stanford	11	167	120	.582	1	3	0	1.000
Totals (3 schools)	28	374	217	.633	1	3	0	1.000



Photo from Stanford sports information

DON DeVOE – Ohio State 1964

Born: 12-31-1941 Hometown: Sabina, OH

Coached Virginia Tech to the postseason NIT title in 1973.

Year	School	Overall			Div. I Tournament			Year	School	Overall			Div. I Tournament		
		Won	Lost	Pct.	Won	Lost	Finish			Won	Lost	Pct.	Won	Lost	Finish
1972	Virginia Tech	16	10	.615				1988	Tennessee	16	13	.552			
1973	Virginia Tech	22	5	.815				1989	Tennessee	19	11	.633	0	1	
1974	Virginia Tech	13	13	.500				1990	Florida	7	21	.250			
1975	Virginia Tech	16	10	.615				1993	Navy	8	19	.296			
1976	Virginia Tech	21	7	.750	0	1		1994	Navy	17	13	.567	0	1	
1977	Wyoming	17	10	.630				1995	Navy	20	9	.690			
1978	Wyoming	12	15	.444				1996	Navy	15	12	.556			
1979	Tennessee	21	12	.636	1	1		1997	Navy	20	9	.690	0	1	
1980	Tennessee	18	11	.621	1	1		1998	Navy	19	11	.633	0	1	
1981	Tennessee	21	8	.724	1	1		1999	Navy	20	7	.741			
1982	Tennessee	20	10	.667	1	1		2000	Navy	23	6	.793			
1983	Tennessee	20	12	.625	1	1		2001	Navy	19	12	.613			
1984	Tennessee	21	14	.600				2002	Navy	10	20	.333			
1985	Tennessee	22	15	.595				2003	Navy	8	20	.286			
1986	Tennessee	12	16	.429				2004	Navy	5	23	.179			
1987	Tennessee	14	15	.483											

Career Totals School	Overall				NCAA Division I Tournament			
	Years	Won	Lost	Pct.	Years	Won	Lost	Pct.
Virginia Tech	5	88	45	.662	1	0	1	.000
Wyoming	2	29	25	.537				
Tennessee	11	204	137	.598	6	5	6	.455
Florida	1	7	21	.250				
Navy	12	184	161	.533	3	0	3	.000
Total (5 schools)	31	512	389	.568	10	5	10	.333




Photo from Navy sports information

Photo from Western Kentucky sports information



ED DIDDLE – Centre 1921

Born: 3-12-1895 Hometown: Columbia, KY


Died: 1-2-1970

Elected to the Naismith Memorial Basketball Hall of Fame in 1971.

Year	School	Overall			Div. I Tournament			Year	School	Overall			Div. I Tournament		
		Won	Lost	Pct.	Won	Lost	Finish			Won	Lost	Pct.	Won	Lost	Finish
1923	Western Ky.	12	2	.857				1944	Western Ky.	13	9	.591			
1924	Western Ky.	9	9	.500				1945	Western Ky.	17	10	.630			
1925	Western Ky.	8	6	.571				1946	Western Ky.	15	19	.441			
1926	Western Ky.	10	4	.714				1947	Western Ky.	25	4	.862			
1927	Western Ky.	12	7	.632				1948	Western Ky.	28	2	.933			
1928	Western Ky.	10	7	.588				1949	Western Ky.	25	4	.862			
1929	Western Ky.	8	10	.444				1950	Western Ky.	25	6	.806			
1930	Western Ky.	4	12	.250				1951	Western Ky.	19	10	.655			
1931	Western Ky.	11	3	.786				1952	Western Ky.	26	5	.839			
1932	Western Ky.	15	8	.652				1953	Western Ky.	25	6	.806			
1933	Western Ky.	16	6	.727				1954	Western Ky.	29	3	.906			
1934	Western Ky.	28	8	.778				1955	Western Ky.	18	10	.643			
1935	Western Ky.	24	3	.889				1956	Western Ky.	16	12	.571			
1936	Western Ky.	26	4	.867				1957	Western Ky.	17	9	.654			
1937	Western Ky.	21	2	.913				1958	Western Ky.	14	11	.560			
1938	Western Ky.	30	3	.909				1959	Western Ky.	16	10	.615			
1939	Western Ky.	22	3	.880				1960	Western Ky.	21	7	.750	2	1	
1940	Western Ky.	24	6	.800	0	1	RR	1961	Western Ky.	18	8	.692			
1941	Western Ky.	22	4	.846				1962	Western Ky.	17	10	.630	1	2	
1942	Western Ky.	29	5	.853				1963	Western Ky.	5	16	.238			
1943	Western Ky.	24	3	.889				1964	Western Ky.	5	16	.238			

Career Totals School	Overall				NCAA Division I Tournament			
	Years	Won	Lost	Pct.	Years	Won	Lost	Pct.
Western Ky.	42	759	302	.715	3	3	4	.429

Photo from Syracuse sports information



EDMUND DOLLARD – Syracuse 1908

Born: 1889

Died: 6-17-1964

Coached Syracuse to the national championship ranking by the Helms Foundation in 1918.

Year	School	Overall			Div. I Tournament			Year	School	Overall			Div. I Tournament		
		Won	Lost	Pct.	Won	Lost	Finish			Won	Lost	Pct.	Won	Lost	Finish
1912	Syracuse	11	3	.786				1919	Syracuse	13	3	.813			
1913	Syracuse	8	3	.727				1920	Syracuse	15	3	.833			
1914	Syracuse	12	0	1.000				1921	Syracuse	12	9	.571			
1915	Syracuse	10	1	.909				1922	Syracuse	16	8	.667			
1916	Syracuse	9	3	.750				1923	Syracuse	8	12	.400			
1917	Syracuse	13	3	.813				1924	Syracuse	8	10	.444			
1918	Syracuse	16	1	.941											

Career Totals School	Overall				NCAA Division I Tournament			
	Years	Won	Lost	Pct.	Years	Won	Lost	Pct.
Syracuse	13	151	59	.719				

BRUCE DRAKE – Oklahoma 1929

Born: 12-5-1905 Hometown: Oklahoma City, OK

Died: 12-4-1983

Elected to the Naismith Memorial Basketball Hall of Fame in 1972...Olympic team assistant coach in 1956.

Year	School	Overall			Div. I Tournament			Year	School	Overall			Div. I Tournament		
		Won	Lost	Pct.	Won	Lost	Finish			Won	Lost	Pct.	Won	Lost	Finish
1939	Oklahoma	12	9	.571	1	1	T3d	1948	Oklahoma	13	9	.591			
1940	Oklahoma	12	7	.632				1949	Oklahoma	14	9	.609			
1941	Oklahoma	6	12	.333				1950	Oklahoma	12	10	.545			
1942	Oklahoma	11	7	.611				1951	Oklahoma	14	10	.583			
1943	Oklahoma	18	9	.667	1	1	RR	1952	Oklahoma	7	17	.292			
1944	Oklahoma	15	8	.652				1953	Oklahoma	8	13	.381			
1945	Oklahoma	12	13	.480				1954	Oklahoma	8	13	.381			
1946	Oklahoma	11	10	.524				1955	Oklahoma	3	18	.143			
1947	Oklahoma	24	7	.774	2	1	2d								

Career Totals School	Years	Overall			NCAA Division I Tournament			
		Won	Lost	Pct.	Years	Won	Lost	Pct.
Oklahoma	17	200	181	.525	3	4	3	.571



Photo from The Basketball Bulletin

HOMER DREW – William Jewell 1966

Born: 9-29-1944 Hometown: St. Louis, MO

Year	School	Overall			Div. I Tournament			Year	School	Overall			Div. I Tournament		
		Won	Lost	Pct.	Won	Lost	Finish			Won	Lost	Pct.	Won	Lost	Finish
1977	Bethel (Ind.)	19	11	.663				1991	Valparaiso	5	22	.185			
1978	Bethel (Ind.)	24	7	.774				1992	Valparaiso	5	22	.185			
1979	Bethel (Ind.)	22	13	.629				1993	Valparaiso	12	16	.429			
1980	Bethel (Ind.)	23	10	.697				1994	Valparaiso	20	8	.714			
1981	Bethel (Ind.)	27	10	.730				1995	Valparaiso	20	8	.714			
1982	Bethel (Ind.)	28	6	.824				1996*	Valparaiso	22	10	.688	0	1	
1983	Bethel (Ind.)	23	7	.767				1997	Valparaiso	24	7	.774	0	1	
1984	Bethel (Ind.)	18	13	.581				1998	Valparaiso	23	10	.697	2	1	
1985	Bethel (Ind.)	25	10	.714				1999	Valparaiso	23	9	.719	0	1	
1986	Bethel (Ind.)	18	14	.563				2000	Valparaiso	19	13	.594	0	1	
1987	Bethel (Ind.)	25	9	.735				2001	Valparaiso	24	8	.750			
1988	Ind.-South Bend	17	12	.586				2002	Valparaiso	25	8	.758	0	1	
1989	Valparaiso	10	19	.345				2004	Valparaiso	18	13	.581	0	1	
1990	Valparaiso	4	24	.143				2005	Valparaiso	15	16	.484			

Career Totals School	Years	Overall			NCAA Division I Tournament			
		Won	Lost	Pct.	Years	Won	Lost	Pct.
Bethel (Ind.)	11	252	110	.596				
Ind.-South Bend	1	17	12	.586				
Valparaiso	16	269	213	.558	7	2	7	.222
Total (3 schools)	28	538	335	.616	7	2	7	.222





Photo from Valparaiso sports information

*1996 record includes a forfeit win over Purdue. 1996 on-court record was 21-11. On-court record at Valparaiso was 268-214 and overall career record was 537-336.

Photo from James Madison sports information



CHARLES "LEFTY" DRIESELL – Duke 1954


Born: 12-25-1931 Hometown: Norfolk, VA

NCAA Award of Valor in 1974...Coached Maryland to the postseason NIT title in 1972... Through the 2005 NCAA Division I tournament, was one of only four coaches to make a tournament appearance with four different teams.

Year	School	Overall			Div. I Tournament			Year	School	Overall			Div. I Tournament		
		Won	Lost	Pct.	Won	Lost	Finish			Won	Lost	Pct.	Won	Lost	Finish
1961	Davidson	9	14	.391				1982	Maryland	16	13	.552			
1962	Davidson	14	11	.560				1983	Maryland	20	10	.667	1	1	
1963	Davidson	20	7	.741				1984	Maryland	24	8	.750	1	1	
1964	Davidson	22	4	.846				1985	Maryland	25	12	.676	2	1	
1965	Davidson	24	2	.923				1986	Maryland	19	14	.576	1	1	
1966	Davidson	21	7	.750	1	2		1989	James Madison	16	14	.533			
1967	Davidson	15	12	.556				1990	James Madison	20	11	.645			
1968	Davidson	24	5	.828	2	1	RR	1991	James Madison	19	10	.655			
1969	Davidson	27	3	.900	2	1	RR	1992	James Madison	21	11	.656			
1970	Maryland	13	13	.500				1993	James Madison	21	9	.700			
1971	Maryland	14	12	.538				1994	James Madison	20	10	.667	0	1	
1972	Maryland	27	5	.844				1995	James Madison	16	13	.552			
1973	Maryland	23	7	.767	1	1	RR	1996	James Madison	10	20	.333			
1974	Maryland	23	5	.821				1997	James Madison	16	13	.552			
1975	Maryland	24	5	.828	2	1	RR	1998	Georgia St.	16	12	.571			
1976	Maryland	22	6	.786				1999	Georgia St.	17	13	.567			
1977	Maryland	19	8	.704				2000	Georgia St.	17	12	.586			
1978	Maryland	15	13	.536				2001	Georgia St.	29	5	.853	1	1	
1979	Maryland	19	11	.633				2002	Georgia St.	20	11	.645			
1980	Maryland	24	7	.774	1	1		2003	Georgia St.	4	6	.400			
1981	Maryland	21	10	.677	1	1									

Career Totals School	Overall			NCAA Division I Tournament				
	Years	Won	Lost	Pct.	Years	Won	Lost	Pct.
Davidson	9	176	65	.730	3	5	4	.556
Maryland	17	348	159	.686	8	10	8	.556
James Madison	9	159	111	.589	1	0	1	.000
Georgia St.	6	103	59	.636	1	1	1	.500
Totals (4 schools)	41	786	394	.666	13	16	14	.533

Photo from Georgia sports information



HUGH DURHAM – Florida State 1959

Born: 10-26-1937 Hometown: Louisville, KY

Through the 2005 NCAA Division I tournament, was one of only 12 coaches to take two different teams to the Final Four.

Year	School	Overall			Div. I Tournament			Year	School	Overall			Div. I Tournament		
		Won	Lost	Pct.	Won	Lost	Finish			Won	Lost	Pct.	Won	Lost	Finish
1967	Florida St.	11	15	.423				1982	Georgia	19	12	.613			
1968	Florida St.	19	8	.704	0	1		1983	Georgia	24	10	.706	3	1	T3d
1969	Florida St.	18	8	.692				1984	Georgia	17	13	.567			
1970	Florida St.	23	3	.885				1985*	Georgia	21	8	.724			
1971	Florida St.	17	9	.654				1986	Georgia	17	13	.567			
1972	Florida St.	27	6	.818	4	1	2d	1987	Georgia	18	12	.600	0	1	
1973	Florida St.	18	8	.692				1988	Georgia	20	16	.556			
1974	Florida St.	18	8	.692				1989	Georgia	15	16	.484			
1975	Florida St.	18	8	.692				1990	Georgia	20	9	.690	0	1	
1976*	Florida St.	22	5	.815				1991	Georgia	17	13	.567	0	1	
1977	Florida St.	16	11	.593				1992	Georgia	15	14	.517			
1978	Florida St.	23	6	.793	0	1		1993	Georgia	15	14	.517			
1979	Georgia	14	14	.500				1994	Georgia	14	16	.467			
1980	Georgia	14	13	.519				1995	Georgia	18	10	.643			
1981	Georgia	19	12	.613				1998	Jacksonville	8	19	.296			

Career Totals School	Overall			NCAA Division I Tournament				
	Years	Won	Lost	Pct.	Years	Won	Lost	Pct.
Florida St.	12	230	95	.708	3	4	3	.571
Georgia	17	297	215	.580	4	3	4	.429
Jacksonville	8	106	119	.471				
Totals (3 schools)	37	633	429	.596	7	7	7	.500

* NCAA Division I tournament record later vacated: 1985, 1-1. 1976 record includes a forfeit win over Oregon State. On-court records before games vacated or forfeited: 1976, 21-6; and 1985, 22-9. Overall record if no games were vacated or forfeited: 633-431. Overall tournament record if no games were vacated: 8 years, 8-8.

CLARENCE "HEC" EDMUNDSON – Idaho

Born: 8-3-1886

Hometown: Moscow, ID

Died: 8-6-1964

Served on the NCAA Division I Men's Basketball Committee from 1941-46.

Year	School	Overall			Div. I Tournament			Year	School	Overall			Div. I Tournament		
		Won	Lost	Pct.	Won	Lost	Finish			Won	Lost	Pct.	Won	Lost	Finish
1917	Idaho	8	8	.500				1934	Washington	20	5	.800			
1918	Idaho	12	1	.923				1935	Washington	16	8	.667			
1921	Washington	18	4	.818				1936	Washington	25	7	.781			
1922	Washington	13	5	.722				1937	Washington	15	11	.577			
1923	Washington	12	4	.750				1938	Washington	29	7	.806			
1924	Washington	12	4	.750				1939	Washington	20	5	.800			
1925	Washington	14	7	.667				1940	Washington	10	15	.400			
1926	Washington	10	6	.625				1941	Washington	12	13	.480			
1927	Washington	15	4	.789				1942	Washington	18	7	.720			
1928	Washington	22	6	.786				1943	Washington	24	7	.774	0	2	RR
1929	Washington	18	2	.900				1944	Washington	26	6	.813			
1930	Washington	21	7	.750				1945	Washington	22	18	.550			
1931	Washington	25	3	.893				1946	Washington	14	14	.500			
1932	Washington	19	6	.760				1947	Washington	16	8	.667			
1933	Washington	22	6	.786											

Career Totals School	Overall			NCAA Division I Tournament				
	Years	Won	Lost	Pct.	Years	Won	Lost	Pct.
Idaho	2	20	9	.690				
Washington	27	488	195	.714	1	0	2	.000
Totals (2 schools)	29	508	204	.713	1	0	2	.000



Photo from Washington sports information

CLIFF ELLIS – Florida State 1968

Born: 12-5-1945

Hometown: Marianna, FL

Named coach of the year by AP, the USBWA and CBS/Chevrolet in 1999...The Sporting News coach of the year in 1999.

Year	School	Overall			Div. I Tournament			Year	School	Overall			Div. I Tournament		
		Won	Lost	Pct.	Won	Lost	Finish			Won	Lost	Pct.	Won	Lost	Finish
1976	South Ala.	18	9	.667				1991	Clemson	11	17	.393			
1977	South Ala.	17	10	.630				1992	Clemson	14	14	.500			
1978	South Ala.	18	10	.643				1993	Clemson	17	13	.567			
1979	South Ala.	20	7	.741	0	1		1994	Clemson	18	16	.529			
1980	South Ala.	23	6	.793	0	1		1995	Auburn	16	13	.552			
1981	South Ala.	25	6	.806				1996	Auburn	19	13	.594			
1982	South Ala.	12	16	.429				1997	Auburn	16	15	.516			
1983	South Ala.	16	12	.571				1998	Auburn	16	14	.533			
1984	South Ala.	22	8	.733				1999	Auburn	29	4	.879	2	1	
1985	Clemson	16	13	.552				2000	Auburn	24	10	.706	1	1	
1986	Clemson	19	15	.559				2001	Auburn	18	14	.563			
1987	Clemson	25	6	.806	0	1		2002	Auburn	12	16	.429			
1988	Clemson	14	15	.483				2003	Auburn	22	12	.647	2	1	
1989	Clemson	19	11	.633	1	1		2004	Auburn	14	14	.500			
1990*	Clemson	24	8	.750											

Career Totals School	Overall			NCAA Division I Tournament				
	Years	Won	Lost	Pct.	Years	Won	Lost	Pct.
South Ala.	9	171	84	.671	2	0	2	.000
Clemson	10	177	128	.580	2	1	2	.333
Auburn	10	186	125	.598	3	5	3	.625
Total (3 schools)	29	534	337	.613	7	6	7	.462





Photo from Auburn sports information

*NCAA Division I tournament record later vacated: 1990, 2-1. On-court record before NCAA Division I tournament games vacated: 1990, 26-9. Overall record if no games were vacated: 536-338. Overall tournament record if no games were vacated: 8 years, 8-8.

Photo from Arizona sports information



FRED ENKE – Minnesota 1921

Born: 7-12-1897

Hometown: Rochester, MN

Died: 11-2-1985

Year	School	Overall			Div. I Tournament			Year	School	Overall			Div. I Tournament		
		Won	Lost	Pct.	Won	Lost	Finish			Won	Lost	Pct.	Won	Lost	Finish
1924	Louisville	4	13	.188				1943	Arizona	22	2	.917			
1925	Louisville	10	7	.588				1944	Arizona	12	2	.857			
1926	Arizona	6	7	.462				1945	Arizona	7	11	.389			
1927	Arizona	13	4	.765				1946	Arizona	25	5	.833			
1928	Arizona	13	3	.813				1947	Arizona	21	3	.875			
1929	Arizona	19	4	.826				1948	Arizona	19	10	.655			
1930	Arizona	15	6	.714				1949	Arizona	17	11	.607			
1931	Arizona	9	6	.600				1950	Arizona	26	5	.839			
1932	Arizona	18	2	.900				1951	Arizona	24	6	.800	0	1	
1933	Arizona	19	5	.792				1952	Arizona	11	16	.407			
1934	Arizona	18	9	.667				1953	Arizona	13	11	.542			
1935	Arizona	11	8	.579				1954	Arizona	14	10	.583			
1936	Arizona	16	7	.696				1955	Arizona	8	17	.320			
1937	Arizona	14	11	.560				1956	Arizona	11	15	.423			
1938	Arizona	13	8	.619				1957	Arizona	13	13	.500			
1939	Arizona	12	11	.522				1958	Arizona	10	15	.400			
1940	Arizona	15	10	.600				1959	Arizona	4	22	.154			
1941	Arizona	11	7	.611				1960	Arizona	10	14	.417			
1942	Arizona	9	13	.409				1961	Arizona	11	15	.423			

School	Career Totals				Overall				NCAA Division I Tournament			
	Years	Won	Lost	Pct.	Years	Won	Lost	Pct.	Years	Won	Lost	Pct.
Louisville	2	14	20	.412								
Arizona	36	509	324	.611	1	0	1	.000				
Totals (2 schools)	38	523	344	.603	1	0	1	.000				

Photo from Columbia sports information



HARRY FISHER – Columbia 1905

Born: 2-6-1882

Hometown: New York, NY

Died: 12-29-1967

Coached Columbia to the national championship ranking by the Helms Foundation in 1910...
Elected to the Naismith Memorial Basketball Hall of Fame in 1973.

Year	School	Overall			Div. I Tournament		
		Won	Lost	Pct.	Won	Lost	Finish
1905	Fordham	18	6	.750			
1907	Army	9	5	.643			
1907	Columbia	11	2	.846			
1908	Columbia	10	11	.476			
1909	Columbia	15	1	.938			
1910	Columbia	11	0	1.000			
1910	St. John's (N.Y.)	15	5	.750			
1911	Columbia	13	1	.929			
1912	Columbia	10	2	.833			
1913	Columbia	8	5	.615			
1914	Columbia	9	3	.750			
1915	Columbia	11	5	.688			
1916	Columbia	3	9	.250			
1922	Army	17	2	.895			
1923	Army	17	0	1.000			
1925	Army	12	3	.800			

School	Career Totals				Overall				NCAA Division I Tournament			
	Years	Won	Lost	Pct.	Years	Won	Lost	Pct.	Years	Won	Lost	Pct.
Fordham	1	18	6	.750								
Columbia	10	101	39	.721								
St. John's (N.Y.)	1	15	5	.750								
Army	4	55	10	.846								
Totals (4 schools)	14	189	60	.759								

Note: During the 1907 and 1910 seasons, Fisher coached at two different schools.

STEVE FISHER – Illinois State 1967
Born: 3-24-1945 Hometown: Herrin, IL

Coached Michigan to the NCAA championship in 1989...Coached Michigan to the postseason NIT title in 1997...Basketball Times coach of the year in 1992.

Year	School	Overall			Div. I Tournament		
		Won	Lost	Pct.	Won	Lost	Finish
1989#	Michigan	6	0	1.000	6	0	CH
1990	Michigan	23	8	.742	1	1	
1991	Michigan	14	15	.483			
1992*	Michigan	20	8	.735			
1993*	Michigan	0	5	.861			
1994	Michigan	24	8	.750	3	1	RR
1995	Michigan	17	14	.548	0	1	
1996*	Michigan	1	10	.625			
1997*	Michigan	0	11	.686			
2000	San Diego St.	5	23	.179			
2001	San Diego St.	14	14	.500			
2002	San Diego St.	21	12	.636	0	1	
2003	San Diego St.	16	14	.533			
2004	San Diego St.	14	16	.467			
2005	San Diego St.	11	18	.379			

Career Totals School	Years	Overall			NCAA Division I Tournament			
		Won	Lost	Pct.	Years	Won	Lost	Pct.
Michigan	9	105	79	.571	4	10	3	.769
San Diego	6	81	97	.455	1	0	1	.000
Totals (2 schools)	15	186	176	.514	5	10	4	.714

#Become head coach heading into the NCAA Division I tournament, replacing Bill Frieder, who left to take a job with Arizona State. Michigan was 30-7 overall in 1989.

*NCAA Division I tournament records later vacated: 1992, 5-1, 2nd place; 1993, 5-1, 2nd place; and 1996, 0-1. Regular season wins vacated: 1993: 26; 1996: 21; and 1997: 24. 1996 record includes a forfeit win over Purdue. On-court record before games vacated and forfeited: 1992, 25-9; 1993, 31-5; 1996, 21-11; and 1997, 24-11. Overall record if no games were vacated or forfeited: 266-178. Overall tournament record if no games were vacated: 8 years, 20-7.



Photo by Bob Kaimbach

BILL C. FOSTER – Carson-Newman 1958
Born: 4-1-1936 Hometown: Palatka, FL

Coached Virginia Tech to the postseason NIT title in 1995.


Year	School	Overall			Div. I Tournament			Year	School	Overall			Div. I Tournament		
		Won	Lost	Pct.	Won	Lost	Finish			Won	Lost	Pct.	Won	Lost	Finish
1963	Shorter	16	8	.667				1981	Clemson	20	11	.645			
1964	Shorter	22	5	.815				1982	Clemson	14	14	.500			
1965	Shorter	24	5	.828				1983	Clemson	11	20	.355			
1966	Shorter	26	5	.839				1984	Clemson	14	14	.500			
1967	Shorter	22	8	.733				1986	Miami (Fla.)	14	14	.500			
1971	Charlotte	15	8	.652				1987	Miami (Fla.)	15	16	.484			
1972	Charlotte	13	12	.520				1988	Miami (Fla.)	17	14	.548			
1973	Charlotte	14	12	.538				1989	Miami (Fla.)	19	12	.613			
1974	Charlotte	22	4	.846				1990	Miami (Fla.)	13	15	.464			
1975	Charlotte	23	3	.885				1992	Virginia Tech	10	18	.357			
1976	Clemson	18	10	.643				1993	Virginia Tech	10	18	.357			
1977	Clemson	22	6	.786				1994	Virginia Tech	18	10	.643			
1978	Clemson	15	12	.556				1995	Virginia Tech	25	10	.714			
1979	Clemson	19	10	.655				1996	Virginia Tech	23	6	.793	1	1	
1980	Clemson	23	9	.719	3	1	RR	1997	Virginia Tech	15	16	.484			

Career Totals School	Years	Overall			NCAA Division I Tournament			
		Won	Lost	Pct.	Years	Won	Lost	Pct.
Shorter	5	110	31	.780				
Charlotte	5	87	39	.690				
Clemson	9	156	106	.595	1	3	1	.750
Miami (Fla.)	5	78	71	.523				
Virginia Tech	6	101	78	.564	1	1	1	.500
Totals (5 schools)	30	532	325	.621	2	4	2	.667



Photo from Virginia Tech sports information

Photo from Wisconsin sports information



HAROLD "BUD" FOSTER – Wisconsin 1930

Born: 5-30-1906 Hometown: Mason City, IA

Died: 7-16-1996

Coached Wisconsin to the NCAA championship in 1941...Coached Wisconsin to the national championship ranking by the Helms Foundation in 1941...Elected to the Naismith Memorial Basketball Hall of Fame in 1964 as a player.

Year	School	Overall			Div. I Tournament			Year	School	Overall			Div. I Tournament		
		Won	Lost	Pct.	Won	Lost	Finish			Won	Lost	Pct.	Won	Lost	Finish
1935	Wisconsin	15	5	.750				1948	Wisconsin	12	8	.600			
1936	Wisconsin	11	9	.550				1949	Wisconsin	12	10	.545			
1937	Wisconsin	8	12	.400				1950	Wisconsin	17	5	.773			
1938	Wisconsin	10	10	.500				1951	Wisconsin	10	12	.455			
1939	Wisconsin	10	10	.500				1952	Wisconsin	10	12	.455			
1940	Wisconsin	5	15	.250				1953	Wisconsin	13	9	.591			
1941	Wisconsin	20	3	.870	3	0	CH	1954	Wisconsin	12	10	.545			
1942	Wisconsin	14	7	.667				1955	Wisconsin	10	12	.455			
1943	Wisconsin	12	9	.571				1956	Wisconsin	6	16	.273			
1944	Wisconsin	12	9	.571				1957	Wisconsin	5	17	.227			
1945	Wisconsin	10	11	.476				1958	Wisconsin	8	14	.364			
1946	Wisconsin	4	17	.190				1959	Wisconsin	3	19	.136			
1947	Wisconsin	16	6	.727	1	1									

Career Totals School	Overall				NCAA Division I Tournament			
	Years	Won	Lost	Pct.	Years	Won	Lost	Pct.
Wisconsin	25	265	267	.498	2	4	1	.800

Photo from The Basketball Bulletin



CLARENCE "BIGHOUSE" GAINES – Morgan State 1945

Born: 5-21-1923 Hometown: Paducah, KY

Died: 4-18-2005

Coached Winston-Salem to the NCAA College Division championship in 1967...Elected to the Naismith Memorial Basketball Hall of Fame in 1981.

Year	School	Overall			Div. I Tournament			Year	School	Overall			Div. I Tournament		
		Won	Lost	Pct.	Won	Lost	Finish			Won	Lost	Pct.	Won	Lost	Finish
1947	Winston-Salem	15	7	.682				1971	Winston-Salem	14	11	.560			
1948	Winston-Salem	17	10	.630				1972	Winston-Salem	18	9	.667			
1949	Winston-Salem	10	7	.588				1973	Winston-Salem	22	7	.759			
1950	Winston-Salem	11	10	.524				1974	Winston-Salem	14	12	.538			
1951	Winston-Salem	15	10	.600				1975	Winston-Salem	23	7	.767			
1952	Winston-Salem	12	11	.522				1976	Winston-Salem	24	6	.800			
1953	Winston-Salem	23	5	.821				1977	Winston-Salem	17	11	.607			
1954	Winston-Salem	25	8	.758				1978	Winston-Salem	28	4	.875			
1955	Winston-Salem	21	6	.778				1979	Winston-Salem	19	9	.679			
1956	Winston-Salem	23	7	.767				1980	Winston-Salem	19	7	.731			
1957	Winston-Salem	24	6	.800				1981	Winston-Salem	10	15	.400			
1958	Winston-Salem	13	12	.520				1982	Winston-Salem	16	11	.593			
1959	Winston-Salem	17	14	.548				1983	Winston-Salem	15	12	.556			
1960	Winston-Salem	19	5	.792				1984	Winston-Salem	20	10	.667			
1961	Winston-Salem	26	5	.839				1985	Winston-Salem	16	12	.571			
1962	Winston-Salem	24	5	.828				1986	Winston-Salem	15	12	.556			
1963	Winston-Salem	23	7	.767				1987	Winston-Salem	19	9	.679			
1964	Winston-Salem	22	4	.846				1988	Winston-Salem	16	12	.571			
1965	Winston-Salem	25	8	.758				1989	Winston-Salem	6	18	.250			
1966	Winston-Salem	21	5	.808				1990	Winston-Salem	15	12	.556			
1967	Winston-Salem	30	2	.938				1991	Winston-Salem	10	14	.417			
1968	Winston-Salem	10	14	.417				1992	Winston-Salem	6	20	.231			
1969	Winston-Salem	14	14	.500				1993	Winston-Salem	6	17	.261			
1970	Winston-Salem	20	8	.714											

Career Totals School	Overall				NCAA Division I Tournament			
	Years	Won	Lost	Pct.	Years	Won	Lost	Pct.
Winston-Salem	47	828	447	.649				

Note: NCAA College Division tournament: 1966, 1-1; and 1967, 5-0. NCAA Division II tournament: 1977, 0-2; 1984, 0-2; 1985, 1-1; and 1986, 0-2. Overall non-Division I tournament record: 6 years, 7-8, .467.

JACK GARDNER – Southern California 1932

Born: 3-29-1910 Hometown: Redlands, CA

Died: 4-9-2000

Elected to the Naismith Memorial Basketball Hall of Fame in 1983... Through the 2005 NCAA Division I tournament, was one of only 12 coaches to take two different teams to the Final Four.

Year	School	Overall			Div. I Tournament			Year	School	Overall			Div. I Tournament		
		Won	Lost	Pct.	Won	Lost	Finish			Won	Lost	Pct.	Won	Lost	Finish
1940	Kansas St.	6	12	.333				1958	Utah	20	7	.741			
1941	Kansas St.	6	12	.333				1959	Utah	21	7	.750	0	2	
1942	Kansas St.	8	10	.444				1960	Utah	26	3	.897	2	1	
1947	Kansas St.	14	10	.583				1961	Utah	23	8	.742	2	2	4th
1948	Kansas St.	22	6	.786	1	2	4th	1962	Utah	23	3	.885			
1949	Kansas St.	13	11	.542				1963	Utah	12	14	.462			
1950	Kansas St.	17	7	.708				1964	Utah	19	9	.679			
1951	Kansas St.	25	4	.862	3	1	2d	1965	Utah	17	9	.654			
1952	Kansas St.	19	5	.792				1966	Utah	23	8	.742	2	2	4th
1953	Kansas St.	17	4	.810				1967	Utah	15	11	.577			
1954	Utah	12	14	.462				1968	Utah	17	9	.654			
1955	Utah	24	4	.857	1	1		1969	Utah	13	13	.500			
1956	Utah	22	6	.786	1	1	RR	1970	Utah	18	10	.643			
1957	Utah	19	8	.704				1971	Utah	15	11	.577			

Career Totals School	Years	Overall			NCAA Division I Tournament			
		Won	Lost	Pct.	Years	Won	Lost	Pct.
Kansas St.	10	147	81	.645	2	4	3	.571
Utah	18	339	154	.688	6	8	9	.471
Totals (2 schools)	28	486	235	.674	8	12	12	.500



Photo from Kansas State sports information

AMORY "SLATS" GILL – Oregon State 1924

Born: 5-1-1901 Hometown: Salem, OR

Died: 4-5-1966

Elected to the Naismith Memorial Basketball Hall of Fame in 1967.

Year	School	Overall			Div. I Tournament			Year	School	Overall			Div. I Tournament		
		Won	Lost	Pct.	Won	Lost	Finish			Won	Lost	Pct.	Won	Lost	Finish
1929	Oregon St.	12	8	.600				1947	Oregon St.	28	5	.848	1	1	RR
1930	Oregon St.	14	13	.519				1948	Oregon St.	21	13	.618			
1931	Oregon St.	19	9	.679				1949	Oregon St.	24	12	.667	1	2	4th
1932	Oregon St.	12	12	.500				1950	Oregon St.	13	14	.481			
1933	Oregon St.	21	6	.778				1951	Oregon St.	14	18	.438			
1934	Oregon St.	14	10	.583				1952	Oregon St.	9	19	.321			
1935	Oregon St.	19	9	.679				1953	Oregon St.	11	18	.379			
1936	Oregon St.	16	9	.640				1954	Oregon St.	19	10	.655			
1937	Oregon St.	11	15	.423				1955	Oregon St.	22	8	.733	1	1	RR
1938	Oregon St.	17	16	.515				1956	Oregon St.	8	18	.308			
1939	Oregon St.	13	11	.542				1957	Oregon St.	11	15	.423			
1940	Oregon St.	27	11	.711				1958	Oregon St.	20	6	.769			
1941	Oregon St.	19	9	.679				1959	Oregon St.	13	13	.500			
1942	Oregon St.	18	9	.667				1960	Oregon St.	9	3	.750			
1943	Oregon St.	19	9	.679				1961	Oregon St.	14	12	.538			
1944	Oregon St.	8	16	.333				1962	Oregon St.	24	5	.828			
1945	Oregon St.	20	8	.714				1963	Oregon St.	22	9	.710	3	2	4th
1946	Oregon St.	13	11	.542				1964	Oregon St.	25	4	.862	0	1	

Career Totals School	Years	Overall			NCAA Division I Tournament			
		Won	Lost	Pct.	Years	Won	Lost	Pct.
Oregon St.	36	599	393	.604	6	8	8	.500





Photo from Oregon State sports information

Photo from Connecticut sports information




HUGH GREER – Connecticut 1926
Born: 8-5-1904 Hometown: Suffield, CT
Died: 1-14-1963

Year	School	Overall			Div. I Tournament			Year	School	Overall			Div. I Tournament		
		Won	Lost	Pct.	Won	Lost	Finish			Won	Lost	Pct.	Won	Lost	Finish
1947#	Connecticut	12	0	1.000				1956	Connecticut	17	11	.607	1	2	
1948	Connecticut	17	6	.739				1957	Connecticut	17	8	.680	0	1	
1949	Connecticut	19	6	.760				1958	Connecticut	17	10	.630	0	1	
1950	Connecticut	17	8	.680				1959	Connecticut	17	7	.708	0	1	
1951	Connecticut	22	4	.846	0	1		1960	Connecticut	17	9	.654	0	1	
1952	Connecticut	20	7	.741				1961	Connecticut	11	13	.458			
1953	Connecticut	17	4	.810				1962	Connecticut	16	8	.667			
1954	Connecticut	23	3	.885	0	1		1963	Connecticut	7	3	.700			
1955	Connecticut	20	5	.800											

Career Totals School	Overall				NCAA Division I Tournament			
	Years	Won	Lost	Pct.	Years	Won	Lost	Pct.
Connecticut	17	286	112	.719	7	1	8	.111

#Coached only the last 12 games of the season. Connecticut was 16-2 overall in 1947.

Photo from Kentucky sports information



JOE B. HALL – Sewanee 1951
Born: 11-30-1928 Hometown: Cynthiana, KY

Coached Kentucky to the NCAA championship in 1978... Coached Kentucky to the post-season NIT title in 1976.

Year	School	Overall			Div. I Tournament			Year	School	Overall			Div. I Tournament		
		Won	Lost	Pct.	Won	Lost	Finish			Won	Lost	Pct.	Won	Lost	Finish
1960	Regis (Colo.)	10	11	.476				1977	Kentucky	26	4	.867	2	1	RR
1961	Regis (Colo.)	10	10	.500				1978	Kentucky	30	2	.938	5	0	CH
1962	Regis (Colo.)	10	11	.476				1979	Kentucky	19	12	.613			
1963	Regis (Colo.)	15	9	.625				1980	Kentucky	29	6	.829	1	1	
1964	Regis (Colo.)	12	9	.571				1981	Kentucky	22	6	.786	0	1	
1965	Central Mo. St.	19	6	.760				1982	Kentucky	22	8	.733	0	1	
1973	Kentucky	20	8	.714	1	1	RR	1983	Kentucky	23	8	.742	2	1	RR
1974	Kentucky	13	13	.500				1984	Kentucky	29	5	.853	3	1	T3d
1975	Kentucky	26	5	.839	4	1	2d	1985	Kentucky	18	13	.581	2	1	
1976	Kentucky	20	10	.667											

Career Totals School	Overall				NCAA Division I Tournament			
	Years	Won	Lost	Pct.	Years	Won	Lost	Pct.
Regis (Colo.)	5	57	50	.533				
Central Mo. St.	1	19	6	.760				
Kentucky	13	297	100	.748	10	20	9	.690
Totals (3 schools)	19	373	156	.705	10	20	9	.690

Note: NCAA College Division tournament: 1965, 1-1. Overall non-Division I tournament record: 1 year, 1-1, .500.

JIM HARRICK – Charleston (West Virginia) 1960

Born: 7-25-1938 Hometown: Charleston, WV

Coached UCLA to the NCAA championship in 1995... Named coach of the year by the NABC in 1995... Naismith coach of the year in 1995... Through the 2005 NCAA Division I tournament, was one of only four coaches to make a tournament appearance with four different teams.

Year	School	Overall			Div. I Tournament			Year	School	Overall			Div. I Tournament		
		Won	Lost	Pct.	Won	Lost	Finish			Won	Lost	Pct.	Won	Lost	Finish
1980	Pepperdine	17	11	.607				1992	UCLA	28	5	.848	3	1	RR
1981	Pepperdine	16	12	.571				1993	UCLA	22	11	.667	1	1	
1982	Pepperdine	22	7	.759	1	1		1994	UCLA	21	7	.750	0	1	
1983	Pepperdine	20	9	.690	0	1		1995*	UCLA	32	1	.970	6	0	CH
1984	Pepperdine	15	13	.536				1996	UCLA	23	8	.742	0	1	
1985	Pepperdine	23	9	.719	0	1		1998	Rhode Island	25	9	.735	3	1	RR
1986	Pepperdine	25	5	.833	0	1		1999	Rhode Island	20	13	.606	0	1	
1987	Pepperdine	12	18	.400				2000	Georgia	10	20	.333			
1988	Pepperdine	17	13	.567				2001	Georgia	16	15	.516	0	1	
1989	UCLA	21	10	.677	1	1		2002*	Georgia	21	9	.700			
1990	UCLA	22	11	.667	2	1		2003	Georgia	19	8	.704			
1991	UCLA	23	9	.719	0	1									

Career Totals School	Years	Overall			NCAA Division I Tournament			
		Won	Lost	Pct.	Years	Won	Lost	Pct.
Pepperdine	9	167	97	.633	4	1	4	.200
UCLA	8	192	62	.756	8	13	7	.650
Rhode Island	2	45	22	.672	2	3	2	.600
Georgia	4	66	52	.559	1	0	1	.000
Totals (4 schools)	23	470	233	.669	15	17	14	.548

*NCAA Division I tournament record later vacated: 2002, 1-1. On-court record before NCAA Division I tournament games vacated: 2002, 22-10. 1995 record includes a forfeit win over California. 1995 on-court record was 31-2. Overall career record if no games were vacated or forfeited: 469-236. Overall tournament record if no games were vacated: 16 years, 18-15.




Photo from UCLA sports information

MARV HARSHMAN – Pacific Lutheran 1942

Born: 10-4-1917 Hometown: Lake Stevens, WA

Elected to the Naismith Memorial Basketball Hall of Fame in 1984... Named coach of the year by the NABC in 1984.

Year	School	Overall			Div. I Tournament			Year	School	Overall			Div. I Tournament		
		Won	Lost	Pct.	Won	Lost	Finish			Won	Lost	Pct.	Won	Lost	Finish
1946	Pacific Lutheran	6	15	.286				1966	Washington St.	15	11	.577			
1947	Pacific Lutheran	8	13	.381				1967	Washington St.	15	11	.577			
1948	Pacific Lutheran	17	14	.548				1968	Washington St.	16	9	.640			
1949	Pacific Lutheran	25	6	.806				1969	Washington St.	18	8	.692			
1950	Pacific Lutheran	19	8	.704				1970	Washington St.	19	7	.731			
1951	Pacific Lutheran	20	11	.645				1971	Washington St.	12	14	.462			
1952	Pacific Lutheran	16	10	.615				1972	Washington	20	6	.769			
1953	Pacific Lutheran	16	10	.615				1973	Washington	16	11	.593			
1954	Pacific Lutheran	18	10	.643				1974	Washington	16	10	.615			
1955	Pacific Lutheran	17	6	.739				1975	Washington	16	10	.615			
1956	Pacific Lutheran	25	6	.806				1976*	Washington	23	5	.821	0	1	
1957	Pacific Lutheran	28	1	.966				1977	Washington	17	10	.630			
1958	Pacific Lutheran	21	6	.778				1978	Washington	14	13	.519			
1959	Washington St.	10	16	.385				1979	Washington	11	16	.407			
1960	Washington St.	13	13	.500				1980	Washington	18	10	.643			
1961	Washington St.	10	16	.385				1981	Washington	14	13	.519			
1962	Washington St.	8	18	.308				1982	Washington	19	10	.655			
1963	Washington St.	5	20	.200				1983	Washington	16	15	.516			
1964	Washington St.	5	21	.192				1984	Washington	24	7	.774	2	1	
1965	Washington St.	9	17	.346				1985	Washington	22	10	.688	0	1	

Career Totals School	Years	Overall			NCAA Division I Tournament			
		Won	Lost	Pct.	Years	Won	Lost	Pct.
Pacific Lutheran	13	236	116	.670				
Washington St.	13	155	181	.461				
Washington	14	246	146	.628	3	2	3	.400
Totals (3 schools)	40	637	443	.590	3	2	3	.400

*1976 record includes a forfeit win over Oregon State. 1976 on-court record was 22-6. On-court record at Washington was 245-147 and overall career record was 636-591.




Photo from Washington sports information



Photo by Brian Kanof



DON HASKINS – Oklahoma State 1952

Born: 3-14-1930 Hometown: Enid, OK

Coached UTEP to the NCAA championship in 1966...Elected to the Naismith Memorial Basketball Hall of Fame in 1997...Olympic team assistant coach in 1972.

Year	School	Overall			Div. I Tournament			Year	School	Overall			Div. I Tournament		
		Won	Lost	Pct.	Won	Lost	Finish			Won	Lost	Pct.	Won	Lost	Finish
1962	UTEP	18	6	.750				1981	UTEP	18	12	.600			
1963	UTEP	19	7	.731	0	1		1982	UTEP	20	8	.714			
1964	UTEP	25	3	.893	2	1		1983	UTEP	19	9	.679			
1965	UTEP	16	9	.640				1984	UTEP	27	4	.871	0	1	
1966	UTEP	28	1	.966	5	0	CH	1985	UTEP	22	10	.688	1	1	
1967	UTEP	22	6	.786	2	1		1986	UTEP	27	6	.818	0	1	
1968	UTEP	14	9	.609				1987	UTEP	25	7	.781	1	1	
1969	UTEP	16	9	.640				1988	UTEP	23	10	.697	0	1	
1970	UTEP	17	8	.680	0	1		1989	UTEP	26	7	.788	1	1	
1971	UTEP	15	10	.600				1990	UTEP	21	11	.656	0	1	
1972	UTEP	20	7	.741				1991	UTEP	16	13	.552			
1973	UTEP	16	10	.615				1992	UTEP	27	7	.794	2	1	
1974	UTEP	18	7	.720				1993	UTEP	21	13	.618			
1975	UTEP	20	6	.769	0	1		1994	UTEP	18	12	.600			
1976	UTEP	19	7	.731				1995	UTEP	20	10	.667			
1977	UTEP	11	15	.423				1996	UTEP	13	16	.448			
1978	UTEP	10	16	.385				1997	UTEP	13	13	.500			
1979	UTEP	11	15	.423				1998	UTEP	12	14	.462			
1980	UTEP	20	8	.714				1999	UTEP	16	12	.571			

Career Totals School	Overall				NCAA Division I Tournament			
	Years	Won	Lost	Pct.	Years	Won	Lost	Pct.
UTEP	38	719	353	.671	14	14	13	.519




Photo from Sporttech



JUD HEATHCOTE – Washington State 1950

Born: 5-27-1927 Hometown: Port Orchard, WA

Coached Michigan State to the NCAA championship in 1979...Named coach of the year by the NABC in 1990...The Sporting News coach of the year in 1995.

Year	School	Overall			Div. I Tournament			Year	School	Overall			Div. I Tournament		
		Won	Lost	Pct.	Won	Lost	Finish			Won	Lost	Pct.	Won	Lost	Finish
1972	Montana	14	12	.538				1984	Michigan St.	15	13	.536			
1973	Montana	13	13	.500				1985	Michigan St.	19	10	.655	0	1	
1974	Montana	19	8	.704				1986	Michigan St.	23	8	.742	2	1	
1975	Montana	21	8	.724	1	2		1987	Michigan St.	11	17	.393			
1976	Montana	13	12	.520				1988	Michigan St.	10	18	.357			
1977*	Michigan St.	12	15	.444				1989	Michigan St.	18	15	.545			
1978	Michigan St.	25	5	.833	2	1	RR	1990	Michigan St.	28	6	.824	2	1	
1979	Michigan St.	26	6	.813	5	0	CH	1991	Michigan St.	19	11	.633	1	1	
1980	Michigan St.	12	15	.444				1992	Michigan St.	22	8	.733	1	1	
1981	Michigan St.	13	14	.481				1993	Michigan St.	15	13	.536			
1982	Michigan St.	11	17	.393				1994	Michigan St.	20	12	.625	1	1	
1983	Michigan St.	17	13	.567				1995	Michigan St.	22	6	.786	0	1	

Career Totals School	Overall				NCAA Division I Tournament			
	Years	Won	Lost	Pct.	Years	Won	Lost	Pct.
Montana	5	80	53	.602	1	1	2	.333
Michigan St.	19	338	222	.604	9	14	8	.636
Totals (2 schools)	24	418	275	.603	10	15	10	.600

*1977 record includes two forfeit wins over Minnesota. 1977 on-court record was 10-17. On-court record at Michigan State was 336-224 and overall career record was 416-277.

CAM HENDERSON – Salem 1917

Born: 2-5-1890

Hometown: Joe Town, WV

Died: 5-3-1956

Year	School	Overall			Div. I Tournament			Year	School	Overall			Div. I Tournament		
		Won	Lost	Pct.	Won	Lost	Finish			Won	Lost	Pct.	Won	Lost	Finish
1920	Muskingum	10	8	.556				1938	Marshall	28	4	.875			
1921	Muskingum	20	4	.833				1939	Marshall	22	5	.815			
1922	Muskingum	8	10	.444				1940	Marshall	25	4	.862			
1923	Muskingum	6	11	.353				1941	Marshall	14	9	.609			
1924	Davis & Elkins	10	7	.588				1942	Marshall	15	9	.625			
1925	Davis & Elkins	22	0	1.000				1943	Marshall	10	7	.588			
1926	Davis & Elkins	15	4	.789				1944	Marshall	15	7	.682			
1927	Davis & Elkins	23	3	.885				1945	Marshall	17	9	.654			
1928	Davis & Elkins	24	4	.857				1946	Marshall	24	10	.706			
1929	Davis & Elkins	20	5	.800				1947	Marshall	32	5	.865			
1930	Davis & Elkins	22	3	.880				1948	Marshall	22	11	.667			
1931	Davis & Elkins	17	4	.810				1949	Marshall	16	12	.571			
1932	Davis & Elkins	19	2	.905				1950	Marshall	15	9	.625			
1933	Davis & Elkins	15	8	.652				1951	Marshall	13	13	.500			
1934	Davis & Elkins	11	6	.647				1952	Marshall	15	11	.577			
1935	Davis & Elkins	27	4	.871				1953	Marshall	20	4	.833			
1936	Marshall	6	10	.375				1954	Marshall	12	9	.571			
1937	Marshall	23	8	.742				1955	Marshall	17	4	.810			

School	Career Totals				Overall				NCAA Division I Tournament			
	Years	Won	Lost	Pct.	Years	Won	Lost	Pct.	Years	Won	Lost	Pct.
Muskingum	4	44	33	.571								
Davis & Elkins	12	225	50	.818								
Marshall	20	361	160	.693								
Totals (3 schools)	36	630	243	.722								




Photo from Davis & Elkins sports information



LOU HENSON – New Mexico State 1955

Born: 1-10-1932

Hometown: Okay, OK

Through the 2005 NCAA Division I tournament, was one of only 12 coaches to take two different teams to the Final Four.

Year	School	Overall			Div. I Tournament			Year	School	Overall			Div. I Tournament		
		Won	Lost	Pct.	Won	Lost	Finish			Won	Lost	Pct.	Won	Lost	Finish
1963	Hardin-Simmons	10	16	.385				1984	Illinois	26	5	.839	2	1	RR
1964	Hardin-Simmons	20	6	.769				1985	Illinois	26	9	.743	2	1	
1965	Hardin-Simmons	17	8	.680				1986	Illinois	22	10	.688	1	1	
1966	Hardin-Simmons	20	6	.769				1987	Illinois	23	8	.742	0	1	
1967	New Mexico St.	15	11	.577	0	1		1988	Illinois	23	10	.697	1	1	
1968	New Mexico St.	23	6	.793	2	1		1989	Illinois	31	5	.861	4	1	T3d
1969	New Mexico St.	24	5	.828	1	2		1990	Illinois	21	8	.724	0	1	
1970	New Mexico St.	27	3	.900	4	1	3d	1991	Illinois	21	10	.677			
1971	New Mexico St.	19	8	.704	0	1		1992	Illinois	13	15	.464			
1972	New Mexico St.	19	6	.760				1993	Illinois	19	13	.594	1	1	
1973	New Mexico St.	12	14	.462				1994	Illinois	17	11	.607	0	1	
1974	New Mexico St.	14	11	.560				1995	Illinois	19	12	.613	0	1	
1975	New Mexico St.	20	7	.741	0	1		1996	Illinois	18	13	.581			
1976	Illinois	14	13	.519				1998*	New Mexico St.	0	0	.000			
1977*	Illinois	16	14	.533				1999	New Mexico St.	23	10	.697	0	1	
1978	Illinois	13	14	.481				2000	New Mexico St.	22	10	.688			
1979	Illinois	19	11	.633				2001	New Mexico St.	14	14	.500			
1980	Illinois	22	13	.629				2002	New Mexico St.	20	12	.625			
1981	Illinois	21	8	.724	1	1		2003	New Mexico St.	20	9	.690			
1982	Illinois	18	11	.621				2004	New Mexico St.	13	14	.481			
1983	Illinois	21	11	.656	0	1		2005#	New Mexico St.	4	12	.250			

School	Career Totals				Overall				NCAA Division I Tournament			
	Years	Won	Lost	Pct.	Years	Won	Lost	Pct.	Years	Won	Lost	Pct.
Hardin Simmons	4	67	36	.650								
Illinois	21	423	224	.654	12	12	12	.500				
New Mexico St.	16	289	152	.655	7	7	8	.467				
Totals (3 schools)	41	779	412	.654	19	19	20	.487				




Photo from Illinois sports information



#Left during the 2005 season because of illness and then retired. New Mexico State was 6-24 overall in 2005.

*Entire 1998 season vacated. 1998 on-court record was 18-12. 1977 record includes two forfeit wins over Minnesota. 1977 on-court record was 14-16. On-court record at Illinois was 421-226, New Mexico State was 307-164 and overall career record was 795-426.

Photo from St. Louis sports information



EDGAR "EDDIE" HICKEY – Creighton 1927

Born: 12-20-1902 Hometowns: Sioux City, IA, and Spalding, NE


Died: 12-5-1980

Coached St. Louis to the postseason NIT title in 1948...Elected to the Naismith Memorial Basketball Hall of Fame in 1978...Named coach of the year by the USBWA in 1959.

Year	School	Overall			Div. I Tournament			Year	School	Overall			Div. I Tournament		
		Won	Lost	Pct.	Won	Lost	Finish			Won	Lost	Pct.	Won	Lost	Finish
1936	Creighton	13	6	.684				1952	St. Louis	23	8	.742	1	1	RR
1937	Creighton	11	9	.550				1953	St. Louis	16	11	.593			
1938	Creighton	11	14	.440				1954	St. Louis	14	12	.538			
1939	Creighton	11	12	.478				1955	St. Louis	20	8	.714			
1940	Creighton	11	9	.550				1956	St. Louis	18	7	.720			
1941	Creighton	18	7	.720	1	1	RR	1957	St. Louis	19	9	.679	0	2	
1942	Creighton	19	5	.792				1958	St. Louis	16	10	.615			
1943	Creighton	19	2	.905				1959	Marquette	23	6	.793	1	2	
1947	Creighton	17	8	.680				1960	Marquette	13	12	.520			
1948	St. Louis	24	3	.889				1961	Marquette	16	11	.593	0	1	
1949	St. Louis	22	4	.846				1962	Marquette	15	11	.577			
1950	St. Louis	17	9	.654				1963	Marquette	20	9	.690			
1951	St. Louis	22	8	.733				1964	Marquette	5	21	.192			

Career Totals School	Overall				NCAA Division I Tournament			
	Years	Won	Lost	Pct.	Years	Won	Lost	Pct.
Creighton	9	130	72	.644	1	1	1	.500
St. Louis	11	211	89	.703	2	1	3	.250
Marquette	6	92	70	.568	2	1	3	.250
Totals (3 schools)	26	433	231	.652	5	3	7	.300

Photo from Louisville sports information



BERNARD "PECK" HICKMAN – Western Kentucky 1935

Born: 10-5-1911 Hometown: Central City, KY

Died: 2-19-2000

Coached Louisville to the postseason NIT title in 1956.

Year	School	Overall			Div. I Tournament			Year	School	Overall			Div. I Tournament		
		Won	Lost	Pct.	Won	Lost	Finish			Won	Lost	Pct.	Won	Lost	Finish
1945	Louisville	16	3	.842				1957	Louisville	21	5	.808			
1946	Louisville	22	6	.786				1958	Louisville	13	12	.520			
1947	Louisville	17	6	.739				1959	Louisville	19	12	.613	3	2	4th
1948	Louisville	29	6	.829				1960	Louisville	15	11	.577			
1949	Louisville	23	10	.697				1961	Louisville	21	8	.724	2	1	
1950	Louisville	21	11	.656				1962	Louisville	15	10	.600			
1951	Louisville	19	7	.731	0	1		1963	Louisville	14	11	.560			
1952	Louisville	20	6	.769				1964	Louisville	15	10	.600	0	1	
1953	Louisville	22	6	.786				1965	Louisville	15	10	.600			
1954	Louisville	22	7	.759				1966	Louisville	16	10	.615			
1955	Louisville	19	8	.704				1967	Louisville	23	5	.821	0	2	
1956	Louisville	26	3	.897											

Career Totals School	Overall				NCAA Division I Tournament			
	Years	Won	Lost	Pct.	Years	Won	Lost	Pct.
Louisville	23	443	183	.708	5	5	7	.417

EDWARD HICKOX – Ohio Wesleyan 1905

Born: 4-10-1878 Hometown: Cleveland, OH

Died: 1-28-1966

Elected to the Naismith Memorial Basketball Hall of Fame in 1959... member of national basketball rules committee from 1930-48 including chairman from 1945-48.

Year	School	Overall			Div. I Tournament			Year	School	Overall			Div. I Tournament		
		Won	Lost	Pct.	Won	Lost	Finish			Won	Lost	Pct.	Won	Lost	Finish
1906	Lycoming							1934	Springfield	11	5	.688			
1907	Southwestern Okla.							1935	Springfield	14	6	.700			
1915	Colorado Col.	3	5	.375				1936	Springfield	17	4	.810			
1916	Colorado Col.	8	2	.800				1937	Springfield	18	3	.857			
1917	Colorado Col.	10	1	.909				1938	Springfield	13	7	.650			
1927	Springfield	13	1	.929				1939	Springfield	12	8	.600			
1928	Springfield	18	2	.900				1940	Springfield	16	3	.842	1	0	1
1929	Springfield	14	3	.824				1941	Springfield	9	11	.450			
1930	Springfield	10	7	.588				1942	Springfield	14	6	.700			
1931	Springfield	11	6	.647				1945	American Int'l	8	1	.889			
1932	Springfield	10	5	.667				1946	American Int'l	21	3	.875			
1933	Springfield	9	8	.529				1947	American Int'l	10	12	.455			

Career Totals School	Years	Overall			NCAA Division I Tournament			
		Won	Lost	Pct.	Years	Won	Lost	Pct.
Lycoming	1							
Southwestern Okla.	1							
Colorado Col.	3	21	8	.724				
Springfield	16	209	85	.711	1	0	1	.000
American Int'l	3	39	16	.709				
Total (5 schools)	24	269	109	.712	1	0	1	.000

Note: Won-lost records for Lycoming in 1906 and Southwestern Oklahoma in 1907 were not available.




Photo from Naismith Memorial Basketball Hall of Fame

PAUL "TONY" HINKLE – Chicago 1921

Born: 12-19-1899 Hometown: Chicago, IL

Died: 11-22-1992

Elected to the Naismith Memorial Basketball Hall of Fame in 1965.

Year	School	Overall			Div. I Tournament			Year	School	Overall			Div. I Tournament		
		Won	Lost	Pct.	Won	Lost	Finish			Won	Lost	Pct.	Won	Lost	Finish
1927	Butler	17	4	.810				1951	Butler	5	19	.208			
1928	Butler	19	3	.864				1952	Butler	12	12	.500			
1929	Butler	17	2	.895				1953	Butler	14	9	.609			
1930	Butler	12	6	.667				1954	Butler	13	12	.520			
1931	Butler	17	2	.895				1955	Butler	10	14	.417			
1932	Butler	14	5	.737				1956	Butler	14	9	.609			
1933	Butler	16	5	.762				1957	Butler	11	14	.440			
1934	Butler	14	7	.667				1958	Butler	15	10	.600			
1935	Butler	13	7	.650				1959	Butler	19	9	.679			
1936	Butler	6	15	.286				1960	Butler	15	11	.577			
1937	Butler	6	14	.300				1961	Butler	15	11	.577			
1938	Butler	11	12	.478				1962	Butler	22	6	.786	2	1	
1939	Butler	14	6	.700				1963	Butler	16	10	.615			
1940	Butler	17	6	.739				1964	Butler	13	13	.500			
1941	Butler	13	9	.591				1965	Butler	11	15	.423			
1942	Butler	13	9	.591				1966	Butler	16	10	.615			
1946	Butler	12	8	.600				1967	Butler	9	17	.346			
1947	Butler	16	7	.696				1968	Butler	11	14	.440			
1948	Butler	14	7	.667				1969	Butler	11	15	.423			
1949	Butler	18	5	.783				1970	Butler	15	11	.577			
1950	Butler	12	12	.500											

Career Totals School	Years	Overall			NCAA Division I Tournament			
		Won	Lost	Pct.	Years	Won	Lost	Pct.
Butler	41	558	392	.587	1	2	1	.667




Photo from Naismith Memorial Basketball Hall of Fame

Photo from Oregon Archives



HOWARD HOBSON – Oregon 1926

Born: 7-4-1903

Hometown: Portland, OR


Died: 6-9-1991

Coached Oregon to the first ever NCAA championship in 1939...Elected to the Naismith Memorial Basketball Hall of Fame in 1965... USA Olympic team manager in 1952.

Year	School	Overall			Div. I Tournament			Year	School	Overall			Div. I Tournament		
		Won	Lost	Pct.	Won	Lost	Finish			Won	Lost	Pct.	Won	Lost	Finish
1933	Southern Oregon	19	5	.792				1946	Oregon	16	17	.485			
1934	Southern Oregon	23	5	.821				1947	Oregon	18	9	.667			
1935	Southern Oregon	26	5	.839				1948	Yale	14	13	.519			
1936	Oregon	20	11	.645				1949	Yale	22	8	.733	0	2	RR
1937	Oregon	20	9	.690				1950	Yale	17	9	.654			
1938	Oregon	25	8	.758				1951	Yale	14	13	.519			
1939	Oregon	29	5	.853	3	0	CH	1952	Yale	14	14	.500			
1940	Oregon	19	12	.613				1953	Yale	10	15	.400			
1941	Oregon	18	18	.500				1954	Yale	12	14	.462			
1942	Oregon	12	15	.444				1955	Yale	3	21	.125			
1943	Oregon	19	10	.655				1956	Yale	15	11	.577			
1944	Oregon	16	10	.615											

Career Totals School	Overall				NCAA Division I Tournament			
	Years	Won	Lost	Pct.	Years	Won	Lost	Pct.
Southern Oregon	3	68	15	.819				
Oregon	11	212	124	.631	1	3	0	1.000
Yale	9	121	118	.506	1	0	2	.000
Totals (3 schools)	23	401	257	.609	2	3	2	.600

Photo by AP/Wide World Photos



NAT HOLMAN – Savage School of Physical Education 1917

Born: 10-19-1896

Hometown: New York, NY

Died: 2-12-1995

Coached CCNY to the NCAA and postseason NIT championships in 1950, the only team to win both titles in the same year... Elected to the Naismith Memorial Basketball Hall of Fame in 1964 as a player... Served on the NCAA Division I Men's Basketball Committee in 1941.

Year	School	Overall			Div. I Tournament			Year	School	Overall			Div. I Tournament		
		Won	Lost	Pct.	Won	Lost	Finish			Won	Lost	Pct.	Won	Lost	Finish
1920	CCNY	13	3	.813				1939	CCNY	11	6	.647			
1921	CCNY	11	4	.733				1940	CCNY	8	8	.500			
1922	CCNY	10	2	.833				1941	CCNY	17	5	.773			
1923	CCNY	12	1	.923				1942	CCNY	16	3	.842			
1924	CCNY	12	1	.923				1943	CCNY	8	10	.444			
1925	CCNY	12	2	.857				1944	CCNY	6	11	.353			
1926	CCNY	9	5	.643				1945	CCNY	12	4	.750			
1927	CCNY	9	3	.750				1946	CCNY	14	4	.778			
1928	CCNY	11	4	.733				1947	CCNY	17	6	.739			
1929	CCNY	9	5	.643				1948	CCNY	18	3	.857	1	2	4th
1930	CCNY	11	3	.786				1949	CCNY	17	8	.680			
1931	CCNY	12	4	.750				1950	CCNY	24	5	.828	3	0	CH
1932	CCNY	16	1	.941				1951	CCNY	12	7	.632			
1933	CCNY	13	1	.929				1952	CCNY	8	11	.421			
1934	CCNY	14	1	.933				1955	CCNY	8	10	.444			
1935	CCNY	10	6	.625				1956	CCNY	4	14	.222			
1936	CCNY	10	4	.714				1959	CCNY	6	12	.333			
1937	CCNY	10	6	.625				1960	CCNY	0	4	.000			
1938	CCNY	13	3	.813											

Career Totals School	Overall				NCAA Division I Tournament			
	Years	Won	Lost	Pct.	Years	Won	Lost	Pct.
CCNY	37	423	190	.690	2	4	2	.667

BOB HUGGINS – West Virginia 1977

Born: 9-21-1953 Hometown: Gnadenhutten, OH

The Sporting News coach of the year in 2000... Basketball Times coach of the year in 1998.

Year	School	Overall			Div. I Tournament			Year	School	Overall			Div. I Tournament		
		Won	Lost	Pct.	Won	Lost	Finish			Won	Lost	Pct.	Won	Lost	Finish
1981	Walsh	14	16	.467				1994	Cincinnati	22	10	.688	0	1	
1982	Walsh	23	9	.719				1995*	Cincinnati	23	11	.676	1	1	
1983	Walsh	34	1	.971				1996	Cincinnati	28	5	.848	3	1	RR
1985	Akron	12	14	.462				1997	Cincinnati	26	8	.765	1	1	
1986	Akron	22	8	.733	0	1		1998	Cincinnati	27	6	.818	1	1	
1987	Akron	21	9	.700				1999	Cincinnati	27	6	.818	1	1	
1988	Akron	21	7	.750				2000	Cincinnati	29	4	.879	1	1	
1989	Akron	21	8	.724				2001	Cincinnati	25	10	.714	2	1	
1990	Cincinnati	20	14	.588				2002	Cincinnati	31	4	.886	1	1	
1991	Cincinnati	18	12	.600				2003	Cincinnati	17	12	.586	0	1	
1992	Cincinnati	29	5	.853	4	1	T3d	2004	Cincinnati	25	7	.781	1	1	
1993	Cincinnati	27	5	.844	3	1	RR	2005	Cincinnati	25	8	.758	1	1	

Career Totals				Overall				NCAA Division I Tournament				
School	Years	Won	Lost	Pct.	Years	Won	Lost	Pct.	Years	Won	Lost	Pct.
Walsh	3	71	26	.732								
Akron	5	97	46	.678	1	0	1	.000				
Cincinnati	16	399	127	.759	14	20	14	.588				
Totals (3 schools)	24	567	199	.740	15	20	15	.571				

*1995 record includes a forfeit win over California. 1995 on-court record was 22-12. On-court record at Cincinnati was 398-128 and overall career record was 566-200.




Photo from Cincinnati sports information

LARRY HUNTER – Ohio 1971

Born: 8-8-1941 Hometown: The Plains, OH

Coached Wittenberg to the NCAA Division III championship in 1977.

Year	School	Overall			Div. I Tournament			Year	School	Overall			Div. I Tournament		
		Won	Lost	Pct.	Won	Lost	Finish			Won	Lost	Pct.	Won	Lost	Finish
1977	Wittenberg	23	5	.821				1990	Ohio	12	16	.429			
1978	Wittenberg	16	7	.696				1991	Ohio	16	12	.571			
1979	Wittenberg	23	6	.793				1992	Ohio	18	10	.643			
1980	Wittenberg	29	3	.906				1993	Ohio	14	13	.519			
1981	Wittenberg	28	3	.903				1994	Ohio	25	8	.758	0	1	
1982	Wittenberg	20	10	.667				1995	Ohio	24	10	.706			
1983	Wittenberg	26	6	.813				1996	Ohio	16	14	.533			
1984	Wittenberg	18	9	.667				1997	Ohio	17	10	.630			
1985	Wittenberg	27	4	.871				1998	Ohio	5	21	.192			
1986	Wittenberg	23	5	.821				1999	Ohio	18	10	.643			
1987	Wittenberg	25	8	.758				2000	Ohio	20	13	.606			
1988	Wittenberg	20	7	.741				2001	Ohio	19	11	.633			
1989	Wittenberg	27	3	.900											


Career Totals				Overall				NCAA Division I Tournament				
School	Years	Won	Lost	Pct.	Years	Won	Lost	Pct.	Years	Won	Lost	Pct.
Wittenberg	13	305	76	.801								
Ohio	12	204	148	.580	1	0	1	.000				
Total (2 schools)	25	509	224	.694								

Note: NCAA Division III tournament record: 1977, 5-0; 1979, 1-1; 1980, 4-1; 1981, 1-1; 1982, 0-2; 1983, 4-1; 1985, 2-1; 1986, 1-1; 1987, 4-1; and 1989, 1-1. Overall non-Division I tournament record: 10 years, 23-10, .697.



Photo from Ohio sports information

Photo from Oklahoma State sports information



HENRY IBA – Westminster (Missouri) 1928

Born: 8-6-1904

Hometown: Easton, MO

Died: 1-15-1993

Coached Oklahoma State to the NCAA championship in 1945 and 1946... Coached Oklahoma State to the national championship ranking by the Helms Foundation in 1945 and 1946... Elected to the Naismith Memorial Basketball Hall of Fame in 1968... Olympic team head coach in 1964, 1968 and 1972.

Year	School	Overall			Div. I Tournament			Year	School	Overall			Div. I Tournament		
		Won	Lost	Pct.	Won	Lost	Finish			Won	Lost	Pct.	Won	Lost	Finish
1930	Northwest Mo. St.	31	0	1.000				1951	Oklahoma St.	29	6	.829	2	2	4th
1931	Northwest Mo. St.	32	6	.842				1952	Oklahoma St.	19	8	.704			
1932	Northwest Mo. St.	26	2	.929				1953	Oklahoma St.	23	7	.767	1	1	RR
1933	Northwest Mo. St.	12	6	.667				1954	Oklahoma St.	24	5	.828	1	1	RR
1934	Colorado	9	8	.529				1955	Oklahoma St.	12	13	.480			
1935	Oklahoma St.	9	9	.500				1956	Oklahoma St.	18	9	.667			
1936	Oklahoma St.	16	8	.667				1957	Oklahoma St.	17	9	.654			
1937	Oklahoma St.	20	3	.870				1958	Oklahoma St.	21	8	.724	2	1	RR
1938	Oklahoma St.	25	3	.893				1959	Oklahoma St.	11	14	.440			
1939	Oklahoma St.	19	8	.704				1960	Oklahoma St.	10	15	.400			
1940	Oklahoma St.	26	3	.897				1961	Oklahoma St.	14	11	.560			
1941	Oklahoma St.	18	7	.720				1962	Oklahoma St.	14	11	.560			
1942	Oklahoma St.	20	6	.769				1963	Oklahoma St.	16	9	.640			
1943	Oklahoma St.	14	10	.583				1964	Oklahoma St.	15	10	.600			
1944	Oklahoma St.	27	6	.818				1965	Oklahoma St.	20	7	.741	1	1	RR
1945	Oklahoma St.	27	4	.871	3	0	CH	1966	Oklahoma St.	4	21	.160			
1946	Oklahoma St.	31	2	.939	3	0	CH	1967	Oklahoma St.	7	18	.280			
1947	Oklahoma St.	24	8	.750				1968	Oklahoma St.	10	16	.385			
1948	Oklahoma St.	27	4	.871				1969	Oklahoma St.	12	13	.480			
1949	Oklahoma St.	23	5	.821	2	1	2d	1970	Oklahoma St.	14	12	.538			
1950	Oklahoma St.	18	9	.667											

School	Overall				NCAA Division I Tournament			
	Years	Won	Lost	Pct.	Years	Won	Lost	Pct.
Northwest Mo. St.	4	101	14	.878				
Colorado	1	9	8	.529				
Oklahoma St.	36	654	317	.674	8	15	7	.682
Totals (3 schools)	41	764	339	.693	8	15	7	.682

Photo from Loyola (Illinois) sports information



GEORGE IRELAND – Notre Dame 1936

Born: 6-15-1913

Hometown: Prairie du Chien, WI

Died: 9-14-2001

Coached Loyola (Illinois) to the NCAA championship in 1963.

Year	School	Overall			Div. I Tournament			Year	School	Overall			Div. I Tournament		
		Won	Lost	Pct.	Won	Lost	Finish			Won	Lost	Pct.	Won	Lost	Finish
1952	Loyola (Ill.)	17	8	.680				1964	Loyola (Ill.)	22	6	.786	2	1	
1953	Loyola (Ill.)	8	15	.348				1965	Loyola (Ill.)	11	14	.440			
1954	Loyola (Ill.)	7	15	.318				1966	Loyola (Ill.)	22	3	.880	0	1	
1955	Loyola (Ill.)	13	11	.542				1967	Loyola (Ill.)	13	9	.591			
1956	Loyola (Ill.)	10	14	.417				1968	Loyola (Ill.)	15	9	.625	0	1	
1957	Loyola (Ill.)	14	10	.583				1969	Loyola (Ill.)	9	14	.391			
1958	Loyola (Ill.)	16	8	.667				1970	Loyola (Ill.)	13	11	.542			
1959	Loyola (Ill.)	11	13	.458				1971	Loyola (Ill.)	4	20	.167			
1960	Loyola (Ill.)	10	12	.455				1972	Loyola (Ill.)	8	14	.364			
1961	Loyola (Ill.)	15	8	.652				1973	Loyola (Ill.)	8	15	.348			
1962	Loyola (Ill.)	23	4	.852				1974	Loyola (Ill.)	12	14	.462			
1963	Loyola (Ill.)	29	2	.935	5	0	CH	1975	Loyola (Ill.)	8	6	.571			

School	Overall				NCAA Division I Tournament			
	Years	Won	Lost	Pct.	Years	Won	Lost	Pct.
Loyola (Ill.)	24	318	255	.555	4	7	3	.700

TOM IZZO – Northern Michigan 1977

Born: 1-30-1955 Hometown: Iron Mountain, MI

Coached Michigan State to the NCAA championship in 2000...Named coach of the year by AP and the USBWA in 1998, and by the NABC in 2001...Basketball Times coach of the year in 1999.

Year	School	Overall			Div. I Tournament		
		Won	Lost	Pct.	Won	Lost	Finish
1996	Michigan St.	16	16	.500			
1997	Michigan St.	17	12	.586			
1998	Michigan St.	22	8	.733	2	1	
1999	Michigan St.	33	5	.868	4	1	T3d
2000	Michigan St.	32	7	.821	6	0	CH
2001	Michigan St.	28	5	.848	4	1	T3d
2002	Michigan St.	19	12	.613	0	1	
2003	Michigan St.	22	13	.629	3	1	RR
2004	Michigan St.	18	12	.600	0	1	
2005	Michigan St.	26	7	.788			

Career Totals School	Overall				NCAA Division I Tournament			
	Years	Won	Lost	Pct.	Years	Won	Lost	Pct.
Michigan St.	10	223	97	.706	7	19	6	.760




Photo from Michigan State sports information

BEN JOBE – Fisk 1956

Born: 3-1-1933 Hometown: Nashville, TN

Year	School	Overall			Div. I Tournament			Year	School	Overall			Div. I Tournament		
		Won	Lost	Pct.	Won	Lost	Finish			Won	Lost	Pct.	Won	Lost	Finish
1965	Talladega	14	6	.700				1988	Southern U.	24	7	.774	0	1	
1966	Talladega	17	4	.810				1989	Southern U.	20	11	.645	0	1	
1967	Talladega	19	3	.864				1990	Southern U.	25	6	.806			
1968	Alabama St.	18	7	.720				1991	Southern U.	19	9	.679			
1969	South Carolina St.	20	5	.800				1992	Southern U.	18	12	.600			
1970	South Carolina St.	21	7	.750				1993	Southern U.	21	10	.677	1	1	
1971	South Carolina St.	20	7	.741				1994	Southern U.	16	11	.593			
1972	South Carolina St.	15	11	.577				1995	Southern U.	13	13	.500			
1973	South Carolina St.	17	14	.548				1996	Southern U.	17	11	.607			
1979	Denver	15	12	.556				1997	Tuskegee	7	20	.259			
1980	Denver	19	10	.655				1998	Tuskegee	9	18	.333			
1983	Alabama A&M	18	9	.667				1999	Tuskegee	15	13	.536			
1984	Alabama A&M	21	8	.724				2000	Tuskegee	7	18	.280			
1985	Alabama A&M	21	10	.677				2002	Southern U.	7	20	.259			
1986	Alabama A&M	23	9	.719				2003	Southern U.	9	20	.310			
1987	Southern U.	19	12	.613	0	1									

Career Totals School	Overall				NCAA Division I Tournament			
	Years	Won	Lost	Pct.	Years	Won	Lost	Pct.
Talladega	3	50	13	.794				
Alabama St.	1	18	7	.720				
South Carolina St.	5	93	44	.679				
Denver	2	34	22	.607				
Alabama A&M	4	83	36	.697				
Tuskegee	4	38	69	.355				
Southern U.	12	208	142	.594	4	1	4	.200
Total (7 schools)	31	524	333	.611	4	1	4	.200




Photo from Tuskegee sports information

Note: NCAA Division II tournament record: 1985, 0-2; and 1986, 0-2. Overall non-Division I tournament record: 2 years, 0-4, .000.

Photo from Lake Forest sports information



RALPH JONES – Indianapolis TMCA Training School 1903

Born: 9-22-1880 Hometown: Shelbyville, IN


Died: 7-25-1951

Coached Illinois to the national championship ranking by the Helms Foundation in 1915.

Year	School	Overall			Div. I Tournament			Year	School	Overall			Div. I Tournament		
		Won	Lost	Pct.	Won	Lost	Finish			Won	Lost	Pct.	Won	Lost	Finish
1904	Butler	2	2	.500				1934	Lake Forest	2	10	.167			
1905	Wabash	8	0	1.000				1935	Lake Forest	7	7	.500			
1906	Wabash	17	1	.944				1936	Lake Forest	8	6	.571			
1907	Wabash	17	2	.895				1937	Lake Forest	2	12	.143			
1908	Wabash	24	0	1.000				1938	Lake Forest	9	7	.563			
1909	Wabash	9	3	.750				1939	Lake Forest	8	5	.615			
1910	Purdue	9	5	.643				1946	Lake Forest	2	8	.200			
1911	Purdue	11	4	.733											
1912	Purdue	12	0	1.000											
1913	Illinois	10	6	.625											
1914	Illinois	9	4	.692											
1915	Illinois	16	0	1.000											
1916	Illinois	13	3	.813											
1917	Illinois	13	3	.813											
1918	Illinois	9	6	.600											
1919	Illinois	6	8	.429											
1920	Illinois	9	4	.692											

School	Career Totals				Overall				NCAA Division I Tournament				
	Years	Won	Lost	Pct.	Years	Won	Lost	Pct.	Years	Won	Lost	Pct.	
Butler	1	2	2	.500									
Wabash	5	75	6	.926									
Purdue	3	32	9	.780									
Illinois	8	85	34	.714									
Lake Forest	7	38	55	.409									
Total (5 schools)	24	232	106	.686									

Photo from Cincinnati sports information



ED JUCKER – Cincinnati 1940

Born: 7-8-1916 Hometown: Cincinnati, OH

Died: 2-2-2002

Coached Cincinnati to the NCAA championship in 1961 and 1962... Named coach of the year by UPI and the USBWA in 1963... Through the 2005 NCAA Division I tournament, held the tournament career record for highest winning percentage at 91.7% (11-1).

Year	School	Overall			Div. I Tournament			Year	School	Overall			Div. I Tournament		
		Won	Lost	Pct.	Won	Lost	Finish			Won	Lost	Pct.	Won	Lost	Finish
1946	Merchant Marine	14	0	1.000				1963	Cincinnati	26	2	.929	3	1	2d
1947	Merchant Marine	12	4	.750				1964	Cincinnati	17	9	.654			
1949	Rensselaer	13	3	.813				1965	Cincinnati	14	12	.538			
1950	Rensselaer	12	3	.800				1973	Rollins	13	11	.542			
1951	Rensselaer	9	9	.500				1974	Rollins	18	9	.667			
1952	Rensselaer	4	11	.267				1975	Rollins	15	7	.682			
1953	Rensselaer	8	9	.471				1976	Rollins	19	6	.760			
1961	Cincinnati	27	3	.900	4	0	CH	1977	Rollins	16	9	.640			
1962	Cincinnati	29	2	.935	4	0	CH								

School	Career Totals				Overall				NCAA Division I Tournament				
	Years	Won	Lost	Pct.	Years	Won	Lost	Pct.	Years	Won	Lost	Pct.	
Merchant Marine	2	26	4	.867									
Rensselaer	5	46	35	.568									
Cincinnati	5	113	28	.801					3	11	1	.917	
Rollins	5	81	42	.659									
Totals (4 schools)	17	266	109	.709					3	11	1	.917	

Note: NCAA Division II tournament record: 1974, 1-2; and 1976, 1-1. Overall non-Division I tournament record: 2 years, 2-3, .400.

ALVIN "DOGGIE" JULIAN – Bucknell 1923

Born: 4-15-1901 Hometown: Reading, PA

Died: 7-28-1967

Coached Holy Cross to the NCAA championship in 1947... Coached Holy Cross to the national championship ranking by the Helms Foundation in 1947... Elected to the Naismith Memorial Basketball Hall of Fame in 1967.

Year	School	Overall			Div. I Tournament			Year	School	Overall			Div. I Tournament		
		Won	Lost	Pct.	Won	Lost	Finish			Won	Lost	Pct.	Won	Lost	Finish
1928	Albright	6	13	.316				1953	Dartmouth	12	14	.462			
1929	Albright	3	13	.188				1954	Dartmouth	13	13	.500			
1937	Muhlenberg	9	9	.500				1955	Dartmouth	18	7	.720			
1938	Muhlenberg	9	11	.450				1956	Dartmouth	18	11	.621	2	1	
1939	Muhlenberg	13	8	.619				1957	Dartmouth	18	7	.720			
1940	Muhlenberg	11	9	.550				1958	Dartmouth	22	5	.815	2	1	RR
1941	Muhlenberg	13	10	.565				1959	Dartmouth	22	6	.786	0	1	
1942	Muhlenberg	17	7	.708				1960	Dartmouth	14	9	.609			
1943	Muhlenberg	13	8	.619				1961	Dartmouth	5	19	.208			
1944	Muhlenberg	20	5	.800				1962	Dartmouth	6	18	.250			
1945	Muhlenberg	24	4	.857				1963	Dartmouth	7	18	.280			
1946	Holy Cross	12	3	.800				1964	Dartmouth	2	23	.080			
1947	Holy Cross	27	3	.900	3	0	CH	1965	Dartmouth	4	21	.160			
1948	Holy Cross	26	4	.867	2	1	3d	1966	Dartmouth	3	21	.125			
1951	Dartmouth	3	23	.115				1967	Dartmouth	7	17	.292			
1952	Dartmouth	11	19	.367											

Career Totals School	Years	Overall			NCAA Division I Tournament		
		Won	Lost	Pct.	Years	Won	Lost
Albright	2	9	26	.257			
Muhlenberg	9	129	71	.645			
Holy Cross	3	65	10	.867	2	5	1 .833
Dartmouth	17	185	251	.424	3	4	3 .571
Totals (4 schools)	31	388	358	.520	5	9	4 .692





Photo from Holy Cross Archives

GENE KEADY – Kansas State 1958

Born: 5-21-1936 Hometown: Larned, KS

Named coach of the year by the USBWA in 1984 and 1996, by AP and UPI in 1996, by the NABC in 1994 and 2000, and CBS/Chevrolet in 1982, 1984, 1995 and 1996... USA Olympic team assistant coach in 2000.

Year	School	Overall			Div. I Tournament			Year	School	Overall			Div. I Tournament		
		Won	Lost	Pct.	Won	Lost	Finish			Won	Lost	Pct.	Won	Lost	Finish
1979	Western Ky.	17	11	.607				1993	Purdue	18	10	.643	0	1	
1980	Western Ky.	21	8	.724	0	1		1994	Purdue	29	5	.853	3	1	RR
1981	Purdue	21	11	.656				1995	Purdue	25	7	.781	1	1	
1982	Purdue	18	14	.563				1996*	Purdue	7	23	.233			
1983	Purdue	21	9	.700	1	1		1997	Purdue	18	12	.600	1	1	
1984	Purdue	22	7	.759	0	1		1998	Purdue	28	8	.778	2	1	
1985	Purdue	20	9	.690	0	1		1999	Purdue	21	13	.618	2	1	
1986	Purdue	22	10	.688	0	1		2000	Purdue	24	10	.706	3	1	RR
1987	Purdue	25	5	.833	1	1		2001	Purdue	17	15	.531			
1988	Purdue	29	4	.879	2	1		2002	Purdue	13	18	.419			
1989	Purdue	15	16	.484				2003	Purdue	19	11	.633	1	1	
1990	Purdue	22	8	.733	1	1		2004	Purdue	17	14	.548			
1991	Purdue	17	12	.586	0	1		2005	Purdue	7	21	.250			
1992	Purdue	18	15	.545											

Career Totals School	Years	Overall			NCAA Division I Tournament		
		Won	Lost	Pct.	Years	Won	Lost
Western Ky.	2	38	19	.667	1	0	1 .000
Purdue	25	493	287	.632	16	18	16 .529
Total (2 schools)	27	531	306	.634	17	18	17 .514





Photo from Purdue sports information

*NCAA Division I tournament record later vacated: 1996, 1-1. 1996 record also includes 18 wins that were later forfeited. On-court record before games vacated and forfeited: 1996, 26-6. Overall career record if no games were vacated or forfeited: 550-289. Overall tournament record if no games were vacated: 18 years, 19-18.

Photo from Rhode Island sports information



FRANK KEANEY – Bates 1911

Born: 6-5-1886

Hometown: Boston, MA

Died: 10-10-1967

Elected to the Naismith Memorial Basketball Hall of Fame in 1960.


Year	School	Overall			Div. I Tournament			Year	School	Overall			Div. I Tournament		
		Won	Lost	Pct.	Won	Lost	Finish			Won	Lost	Pct.	Won	Lost	Finish
1921	Rhode Island	9	8	.529				1935	Rhode Island	12	6	.667			
1922	Rhode Island	7	8	.467				1936	Rhode Island	13	5	.722			
1923	Rhode Island	9	4	.692				1937	Rhode Island	18	3	.857			
1924	Rhode Island	9	6	.600				1938	Rhode Island	19	2	.905			
1925	Rhode Island	11	5	.688				1939	Rhode Island	17	4	.810			
1926	Rhode Island	8	8	.500				1940	Rhode Island	19	3	.864			
1927	Rhode Island	13	3	.813				1941	Rhode Island	21	4	.840			
1928	Rhode Island	15	5	.750				1942	Rhode Island	18	4	.818			
1929	Rhode Island	15	1	.938				1943	Rhode Island	16	3	.842			
1930	Rhode Island	10	5	.667				1944	Rhode Island	14	6	.700			
1931	Rhode Island	13	4	.765				1945	Rhode Island	20	5	.800			
1932	Rhode Island	13	3	.813				1946	Rhode Island	21	3	.875			
1933	Rhode Island	14	4	.778				1947	Rhode Island	17	3	.850			
1934	Rhode Island	13	3	.813				1948	Rhode Island	17	6	.739			

Career Totals
School
Rhode Island

Overall
Years Won Lost Pct.
28 401 124 .764

NCAA Division I Tournament
Years Won Lost Pct.

Photo from Fordham sports information



EDWARD KELLEHER – Niagara

Born: 1895

Hometown: New York, NY

Died: 7-19-1945

Coached Army to the national championship ranking by the Helms Foundation in 1944... Served on the NCAA Division I Men's Basketball Committee from 1943-44.

Year	School	Overall			Div. I Tournament			Year	School	Overall			Div. I Tournament		
		Won	Lost	Pct.	Won	Lost	Finish			Won	Lost	Pct.	Won	Lost	Finish
1922	St. John's (N.Y.)	10	11	.476				1933	Fordham	7	11	.389			
1924	Fordham	12	8	.600				1934	Fordham	11	5	.688			
1925	Fordham	18	1	.947				1939	Fordham	10	8	.556			
1926	Fordham	18	4	.818				1940	Fordham	11	8	.579			
1927	Fordham	20	2	.909				1941	Fordham	12	9	.571			
1928	Fordham	16	4	.800				1942	Fordham	12	7	.632			
1929	Fordham	18	2	.900				1943	Fordham	16	6	.727			
1930	Fordham	14	5	.737				1944	Army	15	0	1.000			
1931	Fordham	14	5	.737				1945	Army	14	1	.933			
1932	Fordham	10	8	.556											

Career Totals
School
St. John's (N.Y.)
Fordham
Army
Total (3 schools)

Overall
Years Won Lost Pct.
1 10 11 .476
16 219 93 .702
2 29 1 .967
19 258 105 .711

NCAA Division I Tournament
Years Won Lost Pct.

GEORGE KEOGAN – Minnesota

Born: 3-8-1890 Hometown: Detroit Lakes, MN

Died: 2-17-1943

Coached Notre Dame to the national championship ranking by the Helms Foundation in 1927 and 1936... Elected to the Naismith Memorial Basketball Hall of Fame in 1961.

Year	School	Overall			Div. I Tournament			Year	School	Overall			Div. I Tournament		
		Won	Lost	Pct.	Won	Lost	Finish			Won	Lost	Pct.	Won	Lost	Finish
1913	Wis.-Superior	12	3	.800				1931	Notre Dame	12	8	.600			
1914#	Wis.-Superior	8	3	.727				1932	Notre Dame	18	2	.900			
1916	St. Louis	13	6	.684				1933	Notre Dame	16	6	.727			
1918	St. Thomas	13	2	.867				1934	Notre Dame	20	4	.833			
1919	Allegheny	10	3	.769				1935	Notre Dame	13	9	.591			
1920	Valparaiso	12	8	.600				1936#	Notre Dame	22	2	.917			
1921	Valparaiso	19	5	.792				1937	Notre Dame	20	3	.870			
1924	Notre Dame	15	8	.652				1938	Notre Dame	20	3	.870			
1925	Notre Dame	11	11	.500				1939	Notre Dame	15	6	.714			
1926	Notre Dame	19	1	.950				1940	Notre Dame	15	6	.714			
1927	Notre Dame	19	1	.950				1941	Notre Dame	17	5	.773			
1928	Notre Dame	18	4	.818				1942	Notre Dame	16	6	.727			
1929	Notre Dame	15	5	.750				1943#	Notre Dame	12	1	.923			
1930	Notre Dame	14	6	.700											

Career Totals School	Years	Overall			NCAA Division I Tournament			
		Won	Lost	Pct.	Years	Won	Lost	Pct.
Wis.-Superior	2	20	6	.769				
St. Louis	1	13	6	.684				
St. Thomas	1	13	2	.867				
Allegheny	1	10	3	.769				
Valparaiso	2	31	13	.705				
Notre Dame	20	327	97	.771				
Totals (6 schools)	27	414	127	.764				

#Wisconsin-Superior had two ties during the 1914 season, Notre Dame had one tie during the 1936 season, and Keogan died during the 1943 season in which the team had a full season record of 18-2. Keogan's records should include the ties for a 414-127-3 overall record, 20-6-2 at Wisconsin-Superior and 327-97-1 record at Notre Dame.




Photo from Notre Dame sports information

BOB KNIGHT – Ohio State 1962

Born: 10-25-1940 Hometown: Orrville, OH

Coached Indiana to the NCAA championship in 1976, 1981 and 1987... Coached Indiana to the postseason NIT title in 1979... Elected to the Naismith Memorial Basketball Hall of Fame in 1991... Named coach of the year by AP and the USBWA in 1975, 1976 and 1989, by UPI in 1975 and 1989, and by the NABC in 1975... Naismith coach of the year in 1987... The Sporting News coach of the year in 1975... Basketball Times coach of the year in 1989 and 2002... Olympic team head coach in 1984... Through the 2005 NCAA Division I tournament, was tied for the most tournament career appearances with 27... Through the 2005 NCAA Division I tournament, was one of only two coaches to have played for and coached the national championship team, having played for the 1960 Ohio State team.

Year	School	Overall			Div. I Tournament			Year	School	Overall			Div. I Tournament		
		Won	Lost	Pct.	Won	Lost	Finish			Won	Lost	Pct.	Won	Lost	Finish
1966	Army	18	8	.692				1986	Indiana	21	8	.724	0	1	
1967	Army	13	8	.619				1987	Indiana	30	4	.882	6	0	CH
1968	Army	20	5	.800				1988	Indiana	19	10	.655	0	1	
1969	Army	18	10	.643				1989	Indiana	27	8	.771	2	1	
1970	Army	22	6	.786				1990	Indiana	18	11	.621	0	1	
1971	Army	11	13	.458				1991	Indiana	29	5	.853	2	1	
1972	Indiana	17	8	.680				1992	Indiana	27	7	.794	4	1	T3d
1973	Indiana	22	6	.786	3	1	3d	1993	Indiana	31	4	.886	3	1	RR
1974	Indiana	23	5	.821				1994	Indiana	21	9	.700	2	1	
1975	Indiana	31	1	.969	2	1	RR	1995	Indiana	19	12	.613	0	1	
1976	Indiana	32	0	1.000	5	0	CH	1996*	Indiana	20	11	.645	0	1	
1977*	Indiana	16	11	.593				1997	Indiana	22	11	.667	0	1	
1978	Indiana	21	8	.724	1	1		1998	Indiana	20	12	.625	1	1	
1979	Indiana	22	12	.647				1999	Indiana	23	11	.676	1	1	
1980	Indiana	21	8	.724	1	1		2000	Indiana	20	9	.690	0	1	
1981	Indiana	26	9	.743	5	0	CH	2002	Texas Tech	23	9	.719	0	1	
1982	Indiana	19	10	.655	1	1		2003	Texas Tech	22	13	.629			
1983	Indiana	24	6	.800	1	1		2004	Texas Tech	23	11	.676	1	1	
1984	Indiana	22	9	.710	2	1	RR	2005	Texas Tech	22	11	.667	2	1	
1985	Indiana	19	14	.576											

Career Totals School	Years	Overall			NCAA Division I Tournament			
		Won	Lost	Pct.	Years	Won	Lost	Pct.
Army	6	102	50	.671				
Indiana	29	662	239	.735	24	42	21	.667
Texas Tech	4	90	44	.672	3	3	3	.500
Totals (3 schools)	39	854	333	.719	27	45	24	.652

*1977 record includes two forfeit wins over Minnesota. 1996 record includes a forfeit win over Purdue. On-court records were: 1977, 14-13; and 1996, 19-12. On-court record at Indiana was 659-242 and overall career record was 851-336.





Photo from Indiana sports information

Photo from College of Charleston sports information



JOHN KRESSE – St. John's (New York) 1964

Born: 4-17-1943 Hometown: Brooklyn, NY

Year	School	Overall			Div. I Tournament			Year	School	Overall			Div. I Tournament		
		Won	Lost	Pct.	Won	Lost	Finish			Won	Lost	Pct.	Won	Lost	Finish
1980	Col. of Charleston	17	11	.607				1992	Col. of Charleston	19	8	.704			
1981	Col. of Charleston	25	5	.833				1993	Col. of Charleston	19	8	.704			
1982	Col. of Charleston	25	5	.833				1994	Col. of Charleston	24	4	.857	0	1	
1983	Col. of Charleston	33	5	.868				1995	Col. of Charleston	23	6	.793			
1984	Col. of Charleston	25	7	.781				1996	Col. of Charleston	25	4	.862			
1985	Col. of Charleston	30	4	.882				1997	Col. of Charleston	29	3	.906	1	1	
1986	Col. of Charleston	26	9	.743				1998	Col. of Charleston	24	6	.800	0	1	
1987	Col. of Charleston	31	2	.939				1999	Col. of Charleston	28	3	.903	0	1	
1988	Col. of Charleston	30	5	.857				2000	Col. of Charleston	24	6	.800			
1989	Col. of Charleston	26	6	.813				2001	Col. of Charleston	22	7	.759			
1990	Col. of Charleston	19	8	.704				2002	Col. of Charleston	21	9	.700			
1991	Col. of Charleston	15	12	.556											

Career Totals				Overall			NCAA Division I Tournament					
School	Years	Won	Lost	Pct.	Years	Won	Lost	Pct.	Years	Won	Lost	Pct.
Col. of Charleston	23	560	143	.797	4	1	4	.200				

Photo from Duke sports information



MIKE KRZYZEWSKI – Army 1969

Born: 2-13-1947 Hometown: Chicago, IL

Coached Duke to the NCAA championship in 1991, 1992 and 2001...Elected to the Naismith Memorial Basketball Hall of Fame in 2001...Named coach of the year by UPI in 1986 and CBS/Chevrolet in 1986 and 2000...Naismith coach of the year in 1989, 1992 and 1999... Named coach of the year by the NABC in 1991 and 1999...The Sporting News coach of the year in 1992...Basketball Times coach of the year in 1986 and 1997...Legends of Coaching award recipient in 2000...Olympic team assistant coach in 1992...Through the 2005 season, held the NCAA career record for most 30-win seasons with 8...Through the 2005 NCAA Division I tournament, held the most tournament career record for wins with 66.

Year	School	Overall			Div. I Tournament			Year	School	Overall			Div. I Tournament		
		Won	Lost	Pct.	Won	Lost	Finish			Won	Lost	Pct.	Won	Lost	Finish
1976	Army	11	14	.440				1991	Duke	32	7	.821	6	0	CH
1977	Army	20	8	.714				1992	Duke	34	2	.944	6	0	CH
1978	Army	19	9	.679				1993	Duke	24	8	.750	1	1	
1979	Army	14	11	.560				1994	Duke	28	6	.824	5	1	2d
1980	Army	9	17	.346				1995#	Duke	9	3	.750			
1981	Duke	17	13	.567				1996	Duke	18	13	.581	0	1	
1982	Duke	10	17	.370				1997	Duke	24	9	.727	1	1	
1983	Duke	11	17	.393				1998	Duke	32	4	.889	3	1	RR
1984	Duke	24	10	.706	0	1		1999	Duke	37	2	.949	5	1	2d
1985	Duke	23	8	.742	1	1		2000	Duke	29	5	.853	2	1	
1986	Duke	37	3	.925	5	1	2d	2001	Duke	35	4	.897	6	0	CH
1987	Duke	24	9	.727	2	1		2002	Duke	31	4	.886	2	1	
1988	Duke	28	7	.800	4	1	T3d	2003	Duke	26	7	.788	2	1	
1989	Duke	28	8	.778	4	1	T3d	2004	Duke	31	6	.838	4	1	T3d
1990	Duke	29	9	.763	5	1	2d	2005	Duke	27	6	.818	2	1	

Career Totals				Overall			NCAA Division I Tournament					
School	Years	Won	Lost	Pct.	Years	Won	Lost	Pct.	Years	Won	Lost	Pct.
Army	5	73	59	.553								
Duke	25	648	187	.776	21	66	18	.786				
Totals (2 schools)	30	721	246	.746	21	66	18	.786				

#Missed second half of season with a back injury. Duke was 13-18 overall in 1995.

JOHN KUNDLA – Minnesota 1939

Born: 7-3-1916 Hometown: Minneapolis, MN

Elected to the Naismith Memorial Basketball Hall of Fame in 1995.

Year	School	Overall			Div. I Tournament		
		Won	Lost	Pct.	Won	Lost	Finish
1947	St. Thomas (Minn.)	11	11	.500			
1960	Minnesota	12	12	.500			
1961	Minnesota	10	13	.435			
1962	Minnesota	10	14	.417			
1963	Minnesota	12	12	.500			
1964	Minnesota	17	7	.708			
1965	Minnesota	19	5	.792			
1966	Minnesota	14	10	.583			
1967	Minnesota	9	15	.375			
1968	Minnesota	7	17	.292			

Career Totals School	Years	Overall			NCAA Division I Tournament			
		Won	Lost	Pct.	Years	Won	Lost	Pct.
St. Thomas (Minn.)	1	11	11	.500				
Minnesota	9	110	105	.512				
Total (2 schools)	10	121	116	.511				




Photo from Naismith Memorial Basketball Hall of Fame

WARD "PIGGY" LAMBERT – Wabash 1911

Born: 5-28-1888 Hometown: Crawfordsville, IN

Died: 1-20-1958

Coached Purdue to the national championship ranking by the Helms Foundation in 1932...
Elected to the Naismith Memorial Basketball Hall of Fame in 1960.

Year	School	Overall			Div. I Tournament			Year	School	Overall			Div. I Tournament		
		Won	Lost	Pct.	Won	Lost	Finish			Won	Lost	Pct.	Won	Lost	Finish
1917	Purdue	11	3	.786				1933	Purdue	11	7	.611			
1919	Purdue	6	8	.429				1934	Purdue	17	3	.850			
1920	Purdue	16	4	.800				1935	Purdue	17	3	.850			
1921	Purdue	13	7	.650				1936	Purdue	16	4	.800			
1922	Purdue	15	3	.833				1937	Purdue	15	5	.750			
1923	Purdue	9	6	.600				1938	Purdue	18	2	.900			
1924	Purdue	12	5	.706				1939	Purdue	12	7	.632			
1925	Purdue	9	5	.643				1940	Purdue	16	4	.800			
1926	Purdue	13	4	.765				1941	Purdue	13	7	.650			
1927	Purdue	12	5	.706				1942	Purdue	14	7	.667			
1928	Purdue	15	2	.882				1943	Purdue	9	11	.450			
1929	Purdue	13	4	.765				1944	Purdue	11	10	.524			
1930	Purdue	13	2	.867				1945	Purdue	9	11	.450			
1931	Purdue	12	5	.706				1946	Purdue	7	7	.500			
1932	Purdue	17	1	.944											

Career Totals School	Years	Overall			NCAA Division I Tournament			
		Won	Lost	Pct.	Years	Won	Lost	Pct.
Purdue	29	371	152	.709				


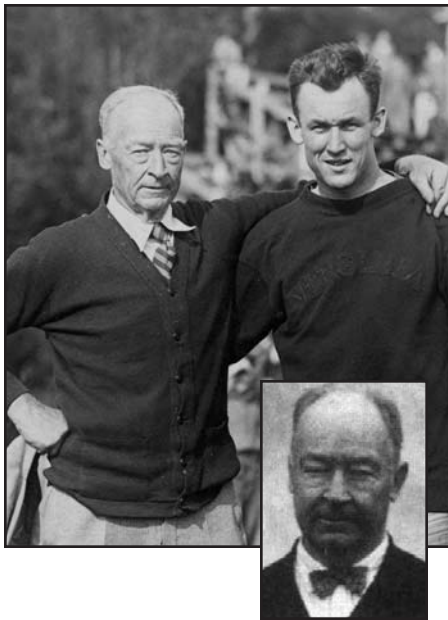


Photo from Purdue sports information

Photo from Virginia sports information



HENRY "POP" LANNIGAN – Virginia


Born: unknown birth date

Died: 12-24-1930

Year	School	Overall			Div. I Tournament			Year	School	Overall			Div. I Tournament				
		Won	Lost	Pct.	Won	Lost	Finish			Won	Lost	Pct.	Won	Lost	Finish		
1906	Virginia	8	2	.800				1918	Virginia	7	1	.875					
1907	Virginia	5	3	.625				1919	Virginia	11	4	.733					
1908	Virginia	5	5	.500				1920	Virginia	10	3	.769					
1909	Virginia	6	3	.667				1921	Virginia	13	5	.722					
1910	Virginia	12	4	.750				1922	Virginia	17	1	.944					
1911	Virginia	10	5	.667				1923	Virginia	12	5	.706					
1912	Virginia	7	4	.636				1924	Virginia	12	3	.800					
1913	Virginia	11	4	.733				1925	Virginia	14	3	.824					
1914	Virginia	12	1	.893				1926	Virginia	9	6	.600					
1915	Virginia	17	0	1.000				1927	Virginia	9	10	.474					
1916	Virginia	11	2	.846				1928	Virginia	20	6	.769					
1917	Virginia	7	5	.583				1929	Virginia	9	10	.474					
Career Totals		Overall			Div. I Tournament					Overall			Div. I Tournament				
School		Years	Won	Lost	Pct.	Years	Won	Lost	Pct.	Years	Won	Lost	Pct.	Years	Won	Lost	Pct.
Virginia		24	254	95	.727												

Note: One tie in 1914: 12-1-1.

Photo from St. John's (New York) sports information



JOE LAPCHICK – St. John's (New York) 1927

Born: 4-12-1900

Hometown: New York, NY

Died: 8-10-1970

Coached St. John's (New York) to postseason NIT titles in 1943, 1944, 1959 and 1965... Elected to the Naismith Memorial Basketball Hall of Fame in 1966 as a player.

Year	School	Overall			Div. I Tournament			Year	School	Overall			Div. I Tournament				
		Won	Lost	Pct.	Won	Lost	Finish			Won	Lost	Pct.	Won	Lost	Finish		
1937	St. John's (N.Y.)	12	7	.632				1947	St. John's (N.Y.)	16	7	.696					
1938	St. John's (N.Y.)	15	4	.789				1957	St. John's (N.Y.)	14	9	.609					
1939	St. John's (N.Y.)	18	4	.818				1958	St. John's (N.Y.)	18	8	.692					
1940	St. John's (N.Y.)	15	5	.750				1959	St. John's (N.Y.)	20	6	.769					
1941	St. John's (N.Y.)	11	6	.647				1960	St. John's (N.Y.)	17	8	.680					
1942	St. John's (N.Y.)	16	5	.762				1961	St. John's (N.Y.)	20	5	.800	0	1			
1943	St. John's (N.Y.)	21	3	.875				1962	St. John's (N.Y.)	21	5	.808					
1944	St. John's (N.Y.)	18	5	.783				1963	St. John's (N.Y.)	9	15	.375					
1945	St. John's (N.Y.)	21	3	.875				1964	St. John's (N.Y.)	14	11	.560					
1946	St. John's (N.Y.)	17	6	.739				1965	St. John's (N.Y.)	21	8	.724					
Career Totals		Overall			Div. I Tournament					Overall			Div. I Tournament				
School		Years	Won	Lost	Pct.	Years	Won	Lost	Pct.	Years	Won	Lost	Pct.	Years	Won	Lost	Pct.
St. John's (N.Y.)		20	334	130	.720	1	0	1	.000								

JOHN LAWTHER – Westminster (Pennsylvania) 1919

Born: 9-19-1899 Hometown: Carroll County, OH

Died: 9-21-1996

Year	School	Overall			Div. I Tournament			Year	School	Overall			Div. I Tournament		
		Won	Lost	Pct.	Won	Lost	Finish			Won	Lost	Pct.	Won	Lost	Finish
1927	Westminster (Pa.)	12	5	.706				1939	Penn St.	13	10	.565			
1928	Westminster (Pa.)	17	3	.850				1940	Penn St.	15	8	.652			
1929	Westminster (Pa.)	15	2	.882				1941	Penn St.	15	5	.750			
1930	Westminster (Pa.)	14	2	.875				1942	Penn St.	18	3	.857	1		
1931	Westminster (Pa.)	13	1	.929				1943	Penn St.	15	4	.789		1	
1932	Westminster (Pa.)	16	2	.889				1944	Penn St.	8	7	.533			
1933	Westminster (Pa.)	19	6	.760				1945	Penn St.	10	7	.588			
1934	Westminster (Pa.)	22	4	.846				1946	Penn St.	7	9	.438			
1935	Westminster (Pa.)	19	3	.864				1947	Penn St.	10	8	.556			
1936	Westminster (Pa.)	20	6	.769				1948	Penn St.	9	10	.474			
1937	Penn St.	10	7	.588				1949	Penn St.	7	10	.412			
1938	Penn St.	13	5	.722											

Career Totals School	Years	Overall			NCAA Division I Tournament			
		Won	Lost	Pct.	Years	Won	Lost	Pct.
Westminster (Pa.)	10	167	34	.831				
Penn St.	13	150	93	.617	1	1	1	.500
Totals (2 schools)	23	317	127	.714	1	1	1	.500




Photo from Penn State sports information

ABE LEMONS – Oklahoma City 1949

Born: 11-21-1922 Hometown: Walters, OK

Died: 9-2-2002

Coached Texas to the postseason NIT title in 1978... Named coach of the year by the NABC in 1978.

Year	School	Overall			Div. I Tournament			Year	School	Overall			Div. I Tournament		
		Won	Lost	Pct.	Won	Lost	Finish			Won	Lost	Pct.	Won	Lost	Finish
1956	Oklahoma City	20	7	.741	2	1	RR	1973	Oklahoma City	21	6	.778	0		1
1957	Oklahoma City	19	9	.679	2	1	RR	1974	Tex.-Pan American	13	9	.591			
1958	Oklahoma City	14	12	.538				1975	Tex.-Pan American	22	2	.917			
1959	Oklahoma City	20	7	.741				1976	Tex.-Pan American	20	5	.800			
1960	Oklahoma City	12	13	.480				1977	Texas	13	13	.500			
1961	Oklahoma City	14	12	.538				1978	Texas	26	5	.839			
1962	Oklahoma City	14	12	.538				1979	Texas	21	8	.724	0		1
1963	Oklahoma City	19	10	.655	1	2		1980	Texas	19	11	.633			
1964	Oklahoma City	15	11	.577	0	1		1981	Texas	15	15	.500			
1965	Oklahoma City	21	10	.677	2	1		1982	Texas	16	11	.593			
1966	Oklahoma City	24	5	.828	0	1		1984	Oklahoma City	8	19	.296			
1967	Oklahoma City	16	10	.615				1985	Oklahoma City	6	20	.231			
1968	Oklahoma City	20	7	.741				1986	Oklahoma City	26	5	.839			
1969	Oklahoma City	18	9	.667				1987	Oklahoma City	34	1	.971			
1970	Oklahoma City	17	13	.567				1988	Oklahoma City	19	12	.613			
1971	Oklahoma City	9	16	.360				1989	Oklahoma City	12	14	.462			
1972	Oklahoma City	16	12	.571				1990	Oklahoma City	18	13	.581			

Career Totals School	Years	Overall			NCAA Division I Tournament			
		Won	Lost	Pct.	Years	Won	Lost	Pct.
Tex.-Pan American	3	55	16	.775				
Texas	6	110	63	.636	1	0	1	.000
Oklahoma City	25	432	265	.620	7	7	8	.467
Totals (3 schools)	34	597	344	.634	8	7	9	.438





Photo from Texas sports information

Photo from Houston sports information



GUY LEWIS – Houston 1947


Born: 3-19-1922 Hometown: Arp, TX

Named coach of the year by AP, UPI and the USBWA in 1968, and again by AP in 1983...The Sporting News coach of the year in 1968.

Year	School	Overall			Div. I Tournament			Year	School	Overall			Div. I Tournament		
		Won	Lost	Pct.	Won	Lost	Finish			Won	Lost	Pct.	Won	Lost	Finish
1957	Houston	10	16	.385				1972	Houston	20	7	.741	0	1	
1958	Houston	9	16	.360				1973	Houston	23	4	.852	0	1	
1959	Houston	12	14	.462				1974	Houston	17	9	.654			
1960	Houston	13	12	.520				1975	Houston	16	10	.615			
1961	Houston	17	11	.607	1	2		1976	Houston	17	11	.607			
1962	Houston	21	6	.778				1977	Houston	29	8	.784			
1963	Houston	15	11	.577				1978	Houston	25	8	.758	0	1	
1964	Houston	16	10	.615				1979	Houston	16	15	.516			
1965	Houston	19	10	.655	1	2		1980	Houston	14	14	.500			
1966	Houston	23	6	.793	2	1		1981	Houston	21	9	.700	0	1	
1967	Houston	27	4	.871	4	1	3d	1982	Houston	25	8	.758	4	1	T3d
1968	Houston	31	2	.939	3	2	4th	1983	Houston	31	3	.912	4	1	2d
1969	Houston	16	10	.615				1984	Houston	32	5	.865	4	1	2d
1970	Houston	25	5	.833	1	2		1985	Houston	16	14	.533			
1971	Houston	22	7	.759	2	1		1986	Houston	14	14	.500			

Career Totals School	Overall			NCAA Division I Tournament				
	Years	Won	Lost	Pct.	Years	Won	Lost	Pct.
Houston	30	592	279	.680	14	26	18	.591

Photo from Naismith Memorial Basketball Hall of Fame



EMIL LISTON – Baker 1913

Born: 8-21-1890 Hometown: Baldwin, KS

Died: 10-26-1949

Elected to the Naismith Memorial Basketball Hall of Fame in 1974.

Year	School	Overall			Div. I Tournament			Year	School	Overall			Div. I Tournament		
		Won	Lost	Pct.	Won	Lost	Finish			Won	Lost	Pct.	Won	Lost	Finish
1919	Wesleyan (Conn.)	4	7	.364				1934	Baker	10	9	.526			
1921	Baker	6	9	.400				1935	Baker	11	8	.579			
1922	Baker	9	7	.563				1936	Baker	12	8	.600			
1923	Baker	6	12	.333				1937	Baker	14	3	.824			
1924	Baker	10	13	.435				1938	Baker	9	6	.600			
1925	Baker	10	8	.556				1939	Baker	7	12	.368			
1926	Baker	16	6	.727				1940	Baker	12	8	.600			
1927	Baker	15	6	.714				1941	Baker	14	8	.636			
1930	Baker	7	15	.318				1942	Baker	19	2	.905			
1931	Baker	6	12	.333				1943	Baker	13	6	.684			
1932	Baker	5	11	.313				1945	Baker	5	10	.333			
1933	Baker	4	9	.308				1946	Baker	6	11	.353			

Career Totals School	Overall			NCAA Division I Tournament				
	Years	Won	Lost	Pct.	Years	Won	Lost	Pct.
Wesleyan (Conn.)	1	4	7	.364				
Baker	23	226	199	.532				
Total (2 schools)	24	230	206	.528				

HARRY LITWACK – Temple 1930

Born: 9-20-1907 Hometown: Philadelphia, PA

Died: 8-7-1999

Coached Temple to the postseason NIT title in 1969...Elected to the Naismith Memorial Basketball Hall of Fame in 1975.

Year	School	Overall			Div. I Tournament			Year	School	Overall			Div. I Tournament		
		Won	Lost	Pct.	Won	Lost	Finish			Won	Lost	Pct.	Won	Lost	Finish
1953	Temple	16	10	.615				1964	Temple	17	8	.680	0	1	
1954	Temple	15	12	.556				1965	Temple	14	10	.583			
1955	Temple	11	10	.524				1966	Temple	21	7	.750			
1956	Temple	27	4	.871	4	1	3d	1967	Temple	20	8	.714	0	1	
1957	Temple	20	9	.690				1968	Temple	19	9	.679			
1958	Temple	27	3	.900	3	1	3d	1969	Temple	22	8	.733			
1959	Temple	6	19	.240				1970	Temple	15	13	.536	0	1	
1960	Temple	17	9	.654				1971	Temple	13	12	.520			
1961	Temple	20	8	.714				1972	Temple	23	8	.742	0	1	
1962	Temple	18	9	.667				1973	Temple	17	10	.630			
1963	Temple	15	7	.682											

Career Totals School	Overall				NCAA Division I Tournament			
	Years	Won	Lost	Pct.	Years	Won	Lost	Pct.
Temple	21	373	193	.659	6	7	6	.538



Photo from Temple sports information

KEN LOEFFLER – Penn State 1924

Born: 4-14-1902 Hometown: Beaver Falls, PA

Died: 1-1-1975

Coached La Salle to the NCAA championship in 1954...Coached La Salle to the postseason NIT title in 1952...Elected to the Naismith Memorial Basketball Hall of Fame in 1964.

Year	School	Overall			Div. I Tournament			Year	School	Overall			Div. I Tournament		
		Won	Lost	Pct.	Won	Lost	Finish			Won	Lost	Pct.	Won	Lost	Finish
1929	Geneva	14	5	.737				1941	Yale	10	12	.455			
1930	Geneva	10	9	.526				1942	Yale	7	12	.368			
1931	Geneva	13	10	.565				1946	Denver	9	15	.375			
1932	Geneva	13	7	.650				1950	La Salle	21	4	.840			
1933	Geneva	13	6	.684				1951	La Salle	22	7	.759			
1934	Geneva	13	9	.591				1952	La Salle	24	5	.828			
1935	Geneva	16	7	.696				1953	La Salle	25	3	.893			
1936	Yale	8	16	.333				1954	La Salle	26	4	.867	5	0	CH
1937	Yale	12	8	.600				1955	La Salle	26	5	.839	4	1	2d
1938	Yale	7	12	.368				1956	Texas A&M	6	18	.250			
1939	Yale	4	16	.200				1957	Texas A&M	7	17	.292			
1940	Yale	13	6	.684											

Career Totals School	Overall				NCAA Division I Tournament			
	Years	Won	Lost	Pct.	Years	Won	Lost	Pct.
Geneva	7	92	53	.634				
Yale	7	61	82	.427				
Denver	1	9	15	.375				
La Salle	6	144	28	.837	2	9	1	.900
Texas A&M	2	13	35	.271				
Totals (4 schools)	23	319	213	.600	2	9	1	.900





Photo from La Salle sports information

Photo from Evanston Photographic Studios, Inc.



ARTHUR "DUTCH" LONBORG – Kansas 1921

Born: 3-16-1898 Hometown: Horton, KS

Died: 1-31-1985


Coached Northwestern to the national championship ranking by the Helms Foundation in 1931... Elected to the Naismith Memorial Basketball Hall of Fame in 1972... USA Olympic team manager in 1960... Served as chair of the NCAA Division I Men's Basketball Committee from 1947-60.

Year	School	Overall			Div. I Tournament			Year	School	Overall			Div. I Tournament		
		Won	Lost	Pct.	Won	Lost	Finish			Won	Lost	Pct.	Won	Lost	Finish
1922	McPherson	11	1	.917				1937	Northwestern	11	9	.550			
1923	McPherson	13	3	.813				1938	Northwestern	10	10	.500			
1924	Washburn	13	4	.765				1939	Northwestern	7	13	.350			
1925	Washburn	15	0	1.000				1940	Northwestern	13	7	.650			
1926#	Washburn	12	1	.893				1941	Northwestern	7	11	.389			
1927	Washburn	12	8	.600				1942	Northwestern	8	13	.381			
1928	Northwestern	12	5	.706				1943	Northwestern	8	9	.471			
1929	Northwestern	12	5	.706				1944	Northwestern	12	7	.632			
1930	Northwestern	8	8	.500				1945	Northwestern	7	12	.368			
1931	Northwestern	16	1	.941				1946	Northwestern	15	5	.750			
1932	Northwestern	13	5	.722				1947	Northwestern	7	13	.350			
1933	Northwestern	15	4	.789				1948	Northwestern	6	14	.300			
1934	Northwestern	11	8	.579				1949	Northwestern	5	16	.238			
1935	Northwestern	10	10	.500				1950	Northwestern	10	12	.455			
1936#	Northwestern	13	6	.684											

Career Totals	School	Overall				NCAA Division I Tournament			
		Years	Won	Lost	Pct.	Years	Won	Lost	Pct.
McPherson	2	24	4	.857					
Washburn	4	52	13	.795					
Northwestern	23	236	203	.538					
Totals (3 schools)	29	312	220	.586					

#Washburn had one tie during the 1926 season and Northwestern had one tie during the 1936 season. Lonborg's records should include the ties for a 312-220-2 overall record, 52-13-1 at Washburn and 236-203-1 record at Northwestern.

Photo from Utah sports information



RICK MAJERUS – Marquette 1970

Born: 2-17-1948 Hometown: Sheboygan, WI

Named coach of the year by UPI in 1991... Basketball Times coach of the year in 1991.

Year	School	Overall			Div. I Tournament			Year	School	Overall			Div. I Tournament		
		Won	Lost	Pct.	Won	Lost	Finish			Won	Lost	Pct.	Won	Lost	Finish
1984	Marquette	17	13	.567				1995	Utah	28	6	.824	1	1	
1985	Marquette	20	11	.645				1996	Utah	27	7	.794	2	1	
1986	Marquette	19	11	.633				1997	Utah	29	4	.879	3	1	RR
1988	Ball St.	14	14	.500				1998	Utah	30	4	.882	5	1	2d
1989	Ball St.	29	3	.906	1	1		1999	Utah	28	5	.848	1	1	
1990#	Utah	4	2	.667				2000	Utah	23	9	.719	1	1	
1991	Utah	30	4	.882	2	1		2001#	Utah	1	0	1.000			
1992	Utah	24	11	.686				2002	Utah	21	9	.700	0	1	
1993	Utah	24	7	.774	1	1		2003	Utah	25	8	.758	1	1	
1994	Utah	14	14	.500				2004#	Utah	15	5	.750			

Career Totals	School	Overall				NCAA Division I Tournament			
		Years	Won	Lost	Pct.	Years	Won	Lost	Pct.
Marquette	3	56	35	.615					
Ball St.	2	43	17	.717	1	1	1	.500	
Utah	15	323	95	.773	10	17	10	.630	
Totals (3 schools)	20	422	147	.742	11	18	11	.621	

#Had heart surgery six games into the 1990 season. Utah was 16-14 overall in 1990. Left for health reasons one game into the 2001 season. Utah was 19-12 overall in 2001. Left again for health reasons after 20 games of the 2004 season. Utah was 24-9 overall in 2004.

ROLLIE MASSIMINO – Vermont 1956
Born: 11-13-1934 Hometown: Hillside, NJ

Coached Villanova to the NCAA championship in 1985.

Year	School	Overall			Div. I Tournament			Year	School	Overall			Div. I Tournament		
		Won	Lost	Pct.	Won	Lost	Finish			Won	Lost	Pct.	Won	Lost	Finish
1970	Stony Brook	19	6	.760				1987	Villanova	15	16	.484			
1971	Stony Brook	15	10	.600				1988	Villanova	24	13	.649	3	1	RR
1974	Villanova	7	19	.269				1989	Villanova	18	16	.529			
1975	Villanova	9	18	.333				1990	Villanova	18	15	.545	0	1	
1976	Villanova	16	11	.593				1991	Villanova	17	15	.531	1	1	
1977	Villanova	23	10	.697				1992	Villanova	14	15	.483			
1978	Villanova	23	9	.719	2	1	RR	1993	UNLV	21	8	.724			
1979	Villanova	13	13	.500				1994	UNLV	15	13	.536			
1980	Villanova	23	8	.742	1	1		1997	Cleveland St.	9	19	.321			
1981	Villanova	20	11	.645	1	1		1998	Cleveland St.	12	15	.444			
1982	Villanova	24	8	.750	2	1	RR	1999	Cleveland St.	14	14	.500			
1983	Villanova	24	8	.750	2	1	RR	2000	Cleveland St.	16	14	.533			
1984	Villanova	19	12	.613	1	1		2001	Cleveland St.	19	13	.594			
1985	Villanova	25	10	.714	6	0	CH	2002	Cleveland St.	12	16	.429			
1986	Villanova	23	14	.622	1	1		2003	Cleveland St.	8	22	.267			

Career Totals School	Years	Overall			NCAA Division I Tournament			
		Won	Lost	Pct.	Years	Won	Lost	Pct.
Stony Brook	2	34	16	.680				
Villanova	19	355	241	.596	11	20	10	.667
UNLV	2	36	21	.632				
Cleveland St.	7	90	113	.443				
Totals (4 schools)	30	515	391	.568	11	20	10	.667

Note: NCAA College Division tournament: 1970, 0-2. Overall non-Division I tournament record: 1 year, 0-2, .000.




Photo by John Stauffer

BRANCH McCracken – Indiana 1930
Born: 6-9-1908 Hometown: Monrovia, IN
Died: 6-4-1970

Coached Indiana to the NCAA championship in 1940 and 1953...Elected to the Naismith Memorial Basketball Hall of Fame in 1960 as a player... Through the 2005 NCAA Division I tournament, was tied for the Final Four career record for highest winning percentage with 100% (4-0)... Through the 2005 season, was the youngest coach ever to win the NCAA championship at 31 years old in 1940.

Year	School	Overall			Div. I Tournament			Year	School	Overall			Div. I Tournament		
		Won	Lost	Pct.	Won	Lost	Finish			Won	Lost	Pct.	Won	Lost	Finish
1931	Ball St.	9	5	.643				1950	Indiana	17	5	.773			
1932	Ball St.	9	7	.563				1951	Indiana	19	3	.864			
1933	Ball St.	7	9	.438				1952	Indiana	16	6	.727			
1934	Ball St.	9	10	.474				1953	Indiana	23	3	.885	4	0	CH
1935	Ball St.	9	9	.500				1954	Indiana	20	4	.833	1	1	
1936	Ball St.	13	7	.650				1955	Indiana	8	14	.364			
1937	Ball St.	13	6	.684				1956	Indiana	13	9	.591			
1938	Ball St.	17	4	.810				1957	Indiana	14	8	.636			
1939	Indiana	17	3	.850				1958	Indiana	13	11	.542	1	1	
1940	Indiana	20	3	.870	3	0	CH	1959	Indiana	11	11	.500			
1941	Indiana	17	3	.850				1960	Indiana	20	4	.833			
1942	Indiana	15	6	.714				1961	Indiana	15	9	.625			
1943	Indiana	18	2	.900				1962	Indiana	13	11	.542			
1947	Indiana	12	8	.600				1963	Indiana	13	11	.542			
1948	Indiana	8	12	.400				1964	Indiana	9	15	.375			
1949	Indiana	14	8	.636				1965	Indiana	19	5	.792			

Career Totals School	Years	Overall			NCAA Division I Tournament			
		Won	Lost	Pct.	Years	Won	Lost	Pct.
Ball St.	8	86	57	.601				
Indiana	24	364	174	.677	4	9	2	.818
Totals (2 schools)	32	450	231	.661	4	9	2	.818




Photo from AP/Wide World Photos




Photo by Tim Schermerhorn



ARAD McCUTCHAN – Evansville 1934
Born: 7-4-1912 Hometown: Evansville, IN
Died: 6-16-1993

Coached Evansville to the NCAA College Division championship in 1959, 1960, 1964, 1965 and 1971... Elected to the Naismith Memorial Basketball Hall of Fame in 1980.

Year	School	Overall			Div. I Tournament			Year	School	Overall			Div. I Tournament		
		Won	Lost	Pct.	Won	Lost	Finish			Won	Lost	Pct.	Won	Lost	Finish
1947	Evansville	7	15	.318				1963	Evansville	21	6	.778			
1948	Evansville	8	18	.308				1964	Evansville	26	3	.897			
1949	Evansville	14	11	.560				1965	Evansville	29	0	1.000			
1950	Evansville	14	14	.500				1966	Evansville	18	9	.667			
1951	Evansville	23	7	.767				1967	Evansville	8	17	.320			
1952	Evansville	7	20	.259				1968	Evansville	20	8	.714			
1953	Evansville	10	15	.400				1969	Evansville	12	14	.462			
1954	Evansville	12	12	.500				1970	Evansville	12	14	.462			
1955	Evansville	20	6	.769				1971	Evansville	22	8	.733			
1956	Evansville	16	7	.696				1972	Evansville	22	6	.786			
1957	Evansville	18	8	.692				1973	Evansville	14	12	.538			
1958	Evansville	23	4	.852				1974	Evansville	19	9	.679			
1959	Evansville	21	6	.778				1975	Evansville	13	13	.500			
1960	Evansville	25	4	.862				1976	Evansville	20	9	.690			
1961	Evansville	11	16	.407				1977	Evansville	15	12	.556			
1962	Evansville	14	11	.560											

Career Totals	Overall			NCAA Division I Tournament					
	School	Years	Won	Lost	Pct.	Years	Won	Lost	Pct.
Evansville	31	514	314	.621					

Note: NCAA College Division tournament: 1957, 1-1; 1958, 4-1; 1959, 5-0; 1960, 5-0; 1961, 1-1; 1962, 1-1; 1963, 2-1; 1964, 5-0; 1965, 5-0; 1966, 1-1; 1968, 2-1; 1971, 5-0; 1972, 1-1; 1974, 1-1; and 1976, 1-1. Overall non-Division I tournament record: 15 years, 40-10, .800.



Photo by Malcolm W. Emmons



AL McGUIRE – St. John's (New York) 1951
Born: 9-7-1928 Hometown: Brooklyn, NY
Died: 1-26-2001

Coached Marquette to the NCAA championship in 1977... Coached Marquette to the post-season NIT title in 1970... Elected to the Naismith Memorial Basketball Hall of Fame in 1992... Named coach of the year by AP, UPI and the USBWA in 1971, and by the NABC in 1974... The Sporting News coach of the year in 1971.

Year	School	Overall			Div. I Tournament			Year	School	Overall			Div. I Tournament		
		Won	Lost	Pct.	Won	Lost	Finish			Won	Lost	Pct.	Won	Lost	Finish
1958	Belmont Abbey	24	3	.889				1968	Marquette	23	6	.793	2	1	
1959	Belmont Abbey	21	2	.913				1969	Marquette	24	5	.828	2	1	RR
1960	Belmont Abbey	19	6	.760				1970	Marquette	26	3	.897			
1961	Belmont Abbey	17	7	.708				1971	Marquette	28	1	.966	2	1	
1962	Belmont Abbey	16	9	.640				1972	Marquette	25	4	.862	1	2	
1963	Belmont Abbey	6	19	.240				1973	Marquette	25	4	.862	2	1	
1964	Belmont Abbey	6	18	.250				1974	Marquette	26	5	.839	4	1	2d
1965	Marquette	8	18	.308				1975	Marquette	23	4	.852	0	1	
1966	Marquette	14	12	.538				1976	Marquette	27	2	.931	2	1	RR
1967	Marquette	21	9	.700				1977*	Marquette	27	5	.844	5	0	CH

Career Totals	Overall			NCAA Division I Tournament					
	School	Years	Won	Lost	Pct.	Years	Won	Lost	Pct.
Belmont Abbey	7	109	64	.630					
Marquette	13	297	78	.792	9	20	9	.690	
Totals (2 schools)	20	406	142	.741	9	20	9	.690	

Note: NCAA College Division tournament: 1959, 1-1; 1960, 1-1; and 1961, 1-1. Overall non-Division I tournament record: 3 years, 3-3, .500. *1977 record includes a forfeit win over Minnesota. 1977 on-court record was 26-6. On-court record at Marquette was 296-79 and overall career record was 405-143.

FRANK McGUIRE – St. John's (New York) 1936

Born: 11-8-1916 Hometown: New York, NY

Died: 11-11-1994

Coached North Carolina to the NCAA championship in 1957...Elected to the Naismith Memorial Basketball Hall of Fame in 1976...Named coach of the year by UPI in 1957... Through the 2005 NCAA Division I tournament, was one of only 12 coaches to take two different teams to the Final Four.

Year	School	Overall			Div. I Tournament			Year	School	Overall			Div. I Tournament		
		Won	Lost	Pct.	Won	Lost	Finish			Won	Lost	Pct.	Won	Lost	Finish
1948	St. John's (N.Y.)	12	11	.522				1966	South Carolina	11	13	.458			
1949	St. John's (N.Y.)	15	9	.625				1967	South Carolina	16	7	.696			
1950	St. John's (N.Y.)	24	5	.828				1968	South Carolina	15	7	.682			
1951	St. John's (N.Y.)	26	5	.839	2	1	RR	1969	South Carolina	21	7	.750			
1952	St. John's (N.Y.)	25	6	.806	3	1	2d	1970	South Carolina	25	3	.893			
1953	North Carolina	17	10	.630				1971	South Carolina	23	6	.793	0	2	
1954	North Carolina	11	10	.524				1972	South Carolina	24	5	.828	2	1	
1955	North Carolina	10	11	.476				1973	South Carolina	22	7	.759	2	1	
1956	North Carolina	18	5	.783				1974	South Carolina	22	5	.815	0	1	
1957	North Carolina	32	0	1.000	5	0	CH	1975	South Carolina	19	9	.679			
1958	North Carolina	19	7	.731				1976	South Carolina	18	9	.667			
1959	North Carolina	20	5	.800	0	1		1977	South Carolina	14	12	.538			
1960	North Carolina	18	6	.750				1978	South Carolina	16	12	.571			
1961	North Carolina	19	4	.826				1979	South Carolina	15	12	.556			
1965	South Carolina	6	17	.261				1980	South Carolina	16	11	.593			

School	Years	Overall			NCAA Division I Tournament			
		Won	Lost	Pct.	Years	Won	Lost	Pct.
St. John's (N.Y.)	5	102	36	.739	2	5	2	.714
North Carolina	9	164	58	.739	2	5	1	.833
South Carolina	16	283	142	.666	4	4	5	.444
Totals (3 schools)	30	549	236	.699	8	14	8	.636




Photo from North Carolina sports information

JOHN McLENDON – Kansas 1936

Born: 4-5-1915 Hometown: Hiawatha, KS

Elected to the Naismith Memorial Basketball Hall of Fame in 1978.

Year	School	Overall			Div. I Tournament			Year	School	Overall			Div. I Tournament		
		Won	Lost	Pct.	Won	Lost	Finish			Won	Lost	Pct.	Won	Lost	Finish
1941	North Carolina Col.	19	5	.792				1954	Hampton	15	14	.517			
1942	North Carolina Col.	18	5	.783				1955	Tennessee St.	29	4	.879			
1943	North Carolina Col.	13	6	.684				1956	Tennessee St.	26	8	.765			
1944	North Carolina Col.	19	1	.950				1957	Tennessee St.	31	4	.886			
1945	North Carolina Col.	18	2	.900				1958	Tennessee St.	31	3	.912			
1946	North Carolina Col.	19	5	.792				1959	Tennessee St.	32	1	.970			
1947	North Carolina Col.	20	5	.800				1964	Kentucky St.	20	7	.741			
1948	North Carolina Col.	18	12	.600				1965	Kentucky St.	11	14	.440			
1949	North Carolina Col.	25	5	.833				1966	Kentucky St.	19	8	.704			
1950	North Carolina Col.	24	5	.828				1967	Cleveland St.	8	13	.381			
1951	North Carolina Col.	28	7	.800				1968	Cleveland St.	7	15	.318			
1952	North Carolina Col.	18	10	.643				1969	Cleveland St.	12	14	.462			
1953	Hampton	16	6	.727											

School	Years	Overall			NCAA Division I Tournament			
		Won	Lost	Pct.	Years	Won	Lost	Pct.
North Carolina Col.	12	239	68	.779				
Hampton	2	31	20	.608				
Tennessee St.	5	149	20	.882				
Kentucky St.	3	50	29	.633				
Cleveland St.	3	27	42	.391				
Totals (5 schools)	25	496	179	.735				





Photo from Tennessee State sports information

Photo from Penn sports information



EDWARD McNICHOL – Pennsylvania 1917

Born: 2-20-1895

Hometown: Philadelphia, PA

Died: 4-16-1955

Coached Penn to the national championship ranking by the Helms Foundation in 1921.

Year	School	Overall			Div. I Tournament		
		Won	Lost	Pct.	Won	Lost	Finish
1921	Penn	21	2	.913			
1922	Penn	24	3	.889			
1923	Penn	14	11	.560			
1924	Penn	18	8	.692			
1925	Penn	17	5	.773			
1926	Penn	14	7	.667			
1927	Penn	16	10	.615			
1928	Penn	22	5	.815			
1929	Penn	20	6	.769			
1930	Penn	20	6	.769			

Career Totals

School
Penn


Overall

Years Won Lost Pct.
10 186 63 .747

NCAA Division I Tournament

Years Won Lost Pct.

Photo from Wisconsin sports information



WALTER "DOC" MEANWELL – Maryland 1909

Born: 1-26-1884

Hometown: Leeds, England

Died: 12-2-1953

Coached Wisconsin to the national championship ranking by the Helms Foundation in 1912, 1914 and 1916... Elected to the Naismith Memorial Basketball Hall of Fame in 1959... Through the 2005 season, was the fastest coach of all-time to 100 career wins.

Year	School	Overall			Div. I Tournament		
		Won	Lost	Pct.	Won	Lost	Finish
1912	Wisconsin	15	0	1.000			
1913	Wisconsin	14	1	.933			
1914	Wisconsin	15	0	1.000			
1915	Wisconsin	13	4	.765			
1916	Wisconsin	20	1	.952			
1917	Wisconsin	15	3	.833			
1918	Missouri	17	1	.944			
1920	Missouri	17	1	.944			
1921	Wisconsin	13	4	.765			
1922	Wisconsin	14	5	.737			
1923	Wisconsin	12	3	.800			

Year	School	Overall			Div. I Tournament		
		Won	Lost	Pct.	Won	Lost	Finish
1924	Wisconsin	11	5	.688			
1925	Wisconsin	6	11	.353			
1926	Wisconsin	8	9	.471			
1927	Wisconsin	10	7	.588			
1928	Wisconsin	13	4	.765			
1929	Wisconsin	15	2	.882			
1930	Wisconsin	15	2	.882			
1931	Wisconsin	8	9	.471			
1932	Wisconsin	8	10	.444			
1933	Wisconsin	7	13	.350			
1934	Wisconsin	14	6	.700			

Career Totals

School
Missouri
Wisconsin
Totals (2 schools)

Overall

Years Won Lost Pct.
2 34 2 .944
20 246 99 .713
22 280 101 .735

NCAA Division I Tournament

Years Won Lost Pct.

RAY MEARS – Miami (Ohio) 1949

Born: 11-8-1926 Hometown: Dover, OH

Coached Wittenberg to the NCAA College Division championship in 1961.

Year	School	Overall			Div. I Tournament			Year	School	Overall			Div. I Tournament		
		Won	Lost	Pct.	Won	Lost	Finish			Won	Lost	Pct.	Won	Lost	Finish
1957	Wittenberg	15	6	.714				1968	Tennessee	20	6	.769			
1958	Wittenberg	19	3	.864				1969	Tennessee	21	7	.750			
1959	Wittenberg	19	3	.864				1970	Tennessee	16	9	.640			
1960	Wittenberg	22	2	.917				1971	Tennessee	21	7	.750			
1961	Wittenberg	25	4	.862				1972	Tennessee	19	6	.760			
1962	Wittenberg	21	5	.808				1973	Tennessee	15	9	.625			
1963	Tennessee	13	11	.542				1974	Tennessee	17	9	.654			
1964	Tennessee	16	8	.667				1975	Tennessee	18	8	.692			
1965	Tennessee	20	5	.800				1976	Tennessee	21	6	.778	0	1	
1966	Tennessee	18	8	.692				1977	Tennessee	22	6	.786	0	1	
1967	Tennessee	21	7	.750	0	2									

Career Totals School	Years	Overall			NCAA Division I Tournament			
		Won	Lost	Pct.	Years	Won	Lost	Pct.
Wittenberg	6	121	23	.840				
Tennessee	15	278	112	.713	3	0	4	.000
Totals (2 schools)	21	399	135	.747	3	0	4	.000

Note: NCAA College Division tournament: 1959, 1-1; 1961, 5-0; and 1962, 2-1. Overall non-Division I tournament record: 3 years, 8-2, .800.




Photo from Tennessee sports information

RAY MEYER – Notre Dame 1938

Born: 12-18-1913 Hometown: Chicago, IL

Coached DePaul to the postseason NIT title in 1945...Elected to the Naismith Memorial Basketball Hall of Fame in 1978...Named coach of the year by AP and UPI in 1980 and 1984, by the USBWA in 1978 and 1980, and by the NABC in 1979.

Year	School	Overall			Div. I Tournament			Year	School	Overall			Div. I Tournament		
		Won	Lost	Pct.	Won	Lost	Finish			Won	Lost	Pct.	Won	Lost	Finish
1943	DePaul	19	5	.792	1	1	T3d	1964	DePaul	21	4	.840			
1944	DePaul	22	4	.846				1965	DePaul	17	10	.630	1	2	
1945	DePaul	21	3	.875				1966	DePaul	18	8	.692			
1946	DePaul	19	5	.792				1967	DePaul	17	8	.680			
1947	DePaul	16	9	.640				1968	DePaul	13	12	.520			
1948	DePaul	22	8	.733				1969	DePaul	14	11	.560			
1949	DePaul	16	9	.640				1970	DePaul	12	13	.480			
1950	DePaul	12	13	.480				1971	DePaul	8	17	.320			
1951	DePaul	13	12	.520				1972	DePaul	12	11	.522			
1952	DePaul	19	8	.704				1973	DePaul	14	11	.560			
1953	DePaul	19	9	.679	1	2		1974	DePaul	16	9	.640			
1954	DePaul	11	10	.524				1975	DePaul	15	10	.600			
1955	DePaul	16	6	.727				1976	DePaul	20	9	.690	1	1	
1956	DePaul	16	8	.667	0	1		1977	DePaul	15	12	.556			
1957	DePaul	8	14	.364				1978	DePaul	27	3	.900	2	1	RR
1958	DePaul	8	12	.400				1979	DePaul	26	6	.813	4	1	3d
1959	DePaul	13	11	.542	1	2		1980	DePaul	26	2	.929	0	1	
1960	DePaul	17	7	.708	2	1		1981	DePaul	27	2	.931	0	1	
1961	DePaul	17	8	.680				1982	DePaul	26	2	.929	0	1	
1962	DePaul	13	10	.565				1983	DePaul	21	12	.636			
1963	DePaul	15	8	.652				1984	DePaul	27	3	.900	1	1	

Career Totals School	Years	Overall			NCAA Division I Tournament			
		Won	Lost	Pct.	Years	Won	Lost	Pct.
DePaul	42	724	354	.672	13	14	16	.467





Photo from Hickox Library

Photo from UNI sports information



ELDON MILLER – Wittenberg 1961

Born: 6-19-1939 Hometown: Gnadenhutten, OH

Coached Ohio State to the postseason NIT title in 1986.


Year	School	Overall			Div. I Tournament			Year	School	Overall			Div. I Tournament		
		Won	Lost	Pct.	Won	Lost	Finish			Won	Lost	Pct.	Won	Lost	Finish
1963	Wittenberg	26	2	.929				1981	Ohio St.	14	13	.519			
1964	Wittenberg	18	5	.783				1982	Ohio St.	21	10	.677	0	1	
1965	Wittenberg	17	5	.773				1983	Ohio St.	20	10	.667	1	1	
1966	Wittenberg	12	11	.522				1984	Ohio St.	15	14	.517			
1967	Wittenberg	17	7	.708				1985	Ohio St.	20	10	.667	1	1	
1968	Wittenberg	13	13	.500				1986	Ohio St.	19	14	.576			
1969	Wittenberg	19	6	.760				1987	UNI	13	15	.464			
1970	Wittenberg	20	6	.769				1988	UNI	10	18	.357			
1971	Western Mich.	14	10	.583				1989	UNI	19	9	.679			
1972	Western Mich.	10	14	.417				1990	UNI	23	9	.719	1	1	
1973	Western Mich.	8	18	.308				1991	UNI	13	19	.406			
1974	Western Mich.	13	13	.500				1992	UNI	10	18	.357			
1975	Western Mich.	16	10	.615				1993	UNI	12	15	.444			
1976	Western Mich.	25	3	.893	1	1		1994	UNI	16	13	.552			
1977*	Ohio St.	11	16	.407				1995	UNI	8	20	.286			
1978	Ohio St.	16	11	.593				1996	UNI	14	13	.519			
1979	Ohio St.	19	12	.613				1997	UNI	16	12	.571			
1980	Ohio St.	21	8	.724	1	1		1998	UNI	10	17	.370			

Career Totals School	Years	Overall			NCAA Division I Tournament			
		Won	Lost	Pct.	Years	Won	Lost	Pct.
Wittenberg	8	142	55	.721				
Western Mich.	6	86	68	.558	1	1	1	.500
Ohio St.	10	176	118	.599	4	3	4	.429
UNI	12	164	178	.480	1	1	1	.500
Totals (4 schools)	36	568	419	.575	6	5	6	.455

Note: NCAA College Division tournament: 1963, 4-1; and 1969, 0-2. Overall non-Division I tournament record: 2 years, 4-3, .571.

*1977 record includes two forfeit wins over Minnesota. 1977 on-court record was 9-18. On-court record at Ohio State was 174-120 and overall career record was 566-421.

Photo from Stephen F. Austin sports information



HARRY MILLER – Eastern New Mexico 1951

Born: 1-26-1927 Hometown: Martinsville, IN

Year	School	Overall			Div. I Tournament			Year	School	Overall			Div. I Tournament		
		Won	Lost	Pct.	Won	Lost	Finish			Won	Lost	Pct.	Won	Lost	Finish
1953	Western St. (Colo.)	11	12	.478				1972	Wichita St.	16	10	.615			
1954	Western St. (Colo.)	9	13	.409				1973	Wichita St.	10	16	.385			
1955	Western St. (Colo.)	10	12	.455				1974	Wichita St.	11	15	.423			
1956	Western St. (Colo.)	14	13	.519				1975	Wichita St.	11	15	.423			
1957	Western St. (Colo.)	11	13	.458				1976	Wichita St.	18	10	.643	0	1	
1958	Western St. (Colo.)	6	17	.261				1977	Wichita St.	18	10	.643			
1961	Fresno St.	14	12	.538				1978	Wichita St.	13	14	.481			
1962	Fresno St.	18	8	.692				1979	Stephen F. Austin	5	22	.185			
1963	Fresno St.	20	8	.714				1980	Stephen F. Austin	15	12	.556			
1964	Fresno St.	20	5	.800				1981	Stephen F. Austin	15	12	.556			
1965	Fresno St.	20	7	.741				1982	Stephen F. Austin	24	6	.800			
1966	Eastern N.M.	8	13	.381				1983	Stephen F. Austin	21	10	.677			
1967	Eastern N.M.	24	7	.774				1984	Stephen F. Austin	20	9	.690			
1968	Eastern N.M.	22	4	.846				1985	Stephen F. Austin	16	10	.615			
1969	Eastern N.M.	24	7	.774				1986	Stephen F. Austin	22	5	.815			
1970	Eastern N.M.	26	6	.813				1987	Stephen F. Austin	22	8	.733			
1971	North Texas	10	15	.400				1988	Stephen F. Austin	10	18	.357			

Career Totals School	Years	Overall			NCAA Division I Tournament			
		Won	Lost	Pct.	Years	Won	Lost	Pct.
Western St. (Colo.)	6	61	80	.433				
Fresno St.	5	92	40	.697				
Eastern N.M.	5	104	37	.738				
North Texas	1	10	15	.400				
Wichita St.	7	97	90	.519	1	0	1	.000
Stephen F. Austin	10	170	112	.603				
Totals (6 schools)	34	534	374	.588	1	0	1	.000

Note: NCAA College Division tournament: 1962, 0-2; 1963, 2-1; 1964, 1-1; and 1965, 1-1. NCAA Division II tournament: 1983, 1-1. Overall non-Division I tournament record: 5 years, 5-6, .455.

RALPH MILLER – Kansas 1942

Born: 3-9-1919 Hometown: Chanute, KS

Died: 5-15-2001

Elected to the Naismith Memorial Basketball Hall of Fame in 1988... Named coach of the year by AP, UPI, the USBWA and the NABC in 1981, and again by AP in 1982... The Sporting News coach of the year in 1982.

Year	School	Overall			Div. I Tournament			Year	School	Overall			Div. I Tournament		
		Won	Lost	Pct.	Won	Lost	Finish			Won	Lost	Pct.	Won	Lost	Finish
1952	Wichita St.	11	19	.367				1971	Oregon St.	12	14	.462			
1953	Wichita St.	16	11	.593				1972	Oregon St.	18	10	.643			
1954	Wichita St.	27	4	.871				1973	Oregon St.	15	11	.577			
1955	Wichita St.	17	9	.654				1974	Oregon St.	13	13	.500			
1956	Wichita St.	14	12	.538				1975	Oregon St.	19	12	.613	1	2	
1957	Wichita St.	15	11	.577				1976*	Oregon St.	3	24	.111			
1958	Wichita St.	14	12	.538				1977	Oregon St.	16	13	.552			
1959	Wichita St.	14	12	.538				1978	Oregon St.	16	11	.593			
1960	Wichita St.	14	12	.538				1979	Oregon St.	18	10	.643			
1961	Wichita St.	18	8	.692				1980*	Oregon St.	26	3	.897			
1962	Wichita St.	18	9	.667				1981*	Oregon St.	26	1	.963			
1963	Wichita St.	19	8	.704				1982*	Oregon St.	23	4	.852			
1964	Wichita St.	23	6	.793	1	1	RR	1983	Oregon St.	20	11	.645			
1965	Iowa	14	10	.583				1984	Oregon St.	22	7	.759	0	1	
1966	Iowa	17	7	.708				1985	Oregon St.	22	9	.710	0	1	
1967	Iowa	16	8	.667				1986	Oregon St.	12	15	.444			
1968	Iowa	16	9	.640				1987	Oregon St.	19	11	.633			
1969	Iowa	12	12	.500				1988	Oregon St.	20	11	.645	0	1	
1970	Iowa	20	5	.800	1	1		1989	Oregon St.	22	8	.733	0	1	

Career Totals School	Years	Overall			NCAA Division I Tournament			
		Won	Lost	Pct.	Years	Won	Lost	Pct.
Wichita St.	13	220	133	.623	1	1	1	.500
Iowa	6	95	51	.651	1	1	1	.500
Oregon St.	19	342	198	.633	5	1	6	.143
Totals (3 schools)	38	657	382	.632	7	3	8	.273

*NCAA Division I tournament records later vacated: 1980, 0-1; 1981, 0-1; and 1982, 2-1. 1976 record includes 15 forfeited games. On-court records before games vacated or forfeited: 1976, 18-9; 1980, 26-4; 1981, 26-2; and 1982, 25-5. Overall career record if no games were vacated or forfeited: 674-370. Overall tournament record if no games were vacated: 10 years, 5-11.




Photo from Oregon State sports information

MIKE MONTGOMERY – Long Beach State 1968

Born: 2-27-1947 Hometown: Long Beach, CA

Coached Stanford to the postseason NIT title in 1991... Named coach of the year by the NABC in 2004... Naismith coach of the year in 2000... The Sporting News coach of the year in 2004... Legends of Coaching award recipient in 2004... Basketball Times coach of the year in 2000 and 2004.

Year	School	Overall			Div. I Tournament			Year	School	Overall			Div. I Tournament		
		Won	Lost	Pct.	Won	Lost	Finish			Won	Lost	Pct.	Won	Lost	Finish
1979	Montana	14	13	.519				1992	Stanford	18	11	.621	0	1	
1980	Montana	17	11	.607				1993	Stanford	7	23	.233			
1981	Montana	19	9	.679				1994	Stanford	17	11	.607			
1982	Montana	17	10	.630				1995	Stanford	20	9	.690	1	1	
1983	Montana	21	8	.724				1996*	Stanford	21	8	.724	1	1	
1984	Montana	23	7	.767				1997	Stanford	22	8	.733	2	1	
1985	Montana	22	8	.733				1998	Stanford	30	5	.857	4	1	T3d
1986	Montana	21	11	.656				1999	Stanford	26	7	.788	1	1	
1987	Stanford	15	13	.536				2000	Stanford	27	4	.871	1	1	
1988	Stanford	21	12	.636				2001	Stanford	31	3	.912	3	1	RR
1989	Stanford	26	7	.788	0	1		2002	Stanford	20	10	.667	1	1	
1990	Stanford	18	12	.600				2003	Stanford	24	9	.727	1	1	
1991	Stanford	20	13	.606				2004	Stanford	30	2	.938	1	1	

Career Totals School	Years	Overall			NCAA Division I Tournament			
		Won	Lost	Pct.	Years	Won	Lost	Pct.
Montana	8	154	77	.667				
Stanford	18	393	167	.702	12	16	12	.571
Total (2 schools)	26	547	244	.692	12	16	12	.571

*1996 record includes a forfeit win over California. 1996 on-court record was 20-9. On-court record at Stanford was 392-168 and overall career record was 546-245.





Photo from Stanford sports information

Photo from Duquesne sports information



DONALD "DUDEY" MOORE – Duquesne 1934

Born: 4-5-1910

Hometown: Pittsburgh, PA


Died: 4-8-1984

Coached Duquesne to the postseason NIT title in 1955.

Year	School	Overall			Div. I Tournament		
		Won	Lost	Pct.	Won	Lost	Finish
1949	Duquesne	17	5	.773			
1950	Duquesne	23	6	.793			
1951	Duquesne	16	11	.593			
1952	Duquesne	23	4	.852	1	1	RR
1953	Duquesne	21	8	.724			
1954	Duquesne	26	3	.897			
1955	Duquesne	22	4	.846			
1956	Duquesne	17	10	.630			
1957	Duquesne	16	7	.696			
1958	Duquesne	10	12	.455			
1959	La Salle	16	7	.696			
1960	La Salle	16	6	.727			
1961	La Salle	15	7	.682			
1962	La Salle	16	9	.640			
1963	La Salle	16	8	.667			

Career Totals School	Years	Overall			NCAA Division I Tournament			
		Won	Lost	Pct.	Years	Won	Lost	Pct.
Duquesne	10	191	70	.732	1	1	1	.500
La Salle	5	79	37	.681				
Totals (2 schools)	15	270	107	.716	1	1	1	.500

Photo from Naismith Memorial Basketball Hall of Fame



JAMES NAISMITH – Springfield 1891

Born: 11-6-1861

Hometown: Almonte, Ontario, Canada

Died: 11-28-1939

Invented the game of basketball...Elected to the Naismith Memorial Basketball Hall of Fame in 1959.

Year	School	Overall			Div. I Tournament		
		Won	Lost	Pct.	Won	Lost	Finish
1899	Kansas	7	4	.636			
1900	Kansas	3	4	.429			
1901	Kansas	4	8	.333			
1902	Kansas	5	7	.417			
1903	Kansas	7	8	.467			
1904	Kansas	5	8	.385			
1905	Kansas	5	6	.455			
1906	Kansas	12	7	.632			
1907	Kansas	7	8	.467			

Career Totals School	Years	Overall			NCAA Division I Tournament			
		Won	Lost	Pct.	Years	Won	Lost	Pct.
Kansas	9	55	60	.478				

PETE NEWELL – Loyola Marymount 1940

Born: 8-31-1915 Hometown: Vancouver, B.C., Canada

Coached California to the NCAA championship in 1959... Coached San Francisco to the post-season NIT title in 1949... Elected to the Naismith Memorial Basketball Hall of Fame in 1978... Named coach of the year by UPI and the USBWA in 1960... Olympic team head coach in 1960... Served on the NCAA Division I Men's Basketball Committee from 1963-68.

Year	School	Overall			Div. I Tournament		
		Won	Lost	Pct.	Won	Lost	Finish
1947	San Francisco	13	14	.481			
1948	San Francisco	13	11	.542			
1949	San Francisco	25	5	.833			
1950	San Francisco	19	7	.731			
1951	Michigan St.	10	11	.476			
1952	Michigan St.	13	9	.591			
1953	Michigan St.	13	9	.591			
1954	Michigan St.	9	13	.409			
1955	California	9	16	.360			
1956	California	17	8	.680			
1957	California	21	5	.808	1	1	RR
1958	California	19	9	.679	1	1	RR
1959	California	25	4	.862	4	0	CH
1960	California	28	2	.933	4	1	2d

Career Totals School	Years	Overall			NCAA Division I Tournament			
		Won	Lost	Pct.	Years	Won	Lost	Pct.
San Francisco	4	70	37	.654				
Michigan St.	4	45	42	.517				
California	6	119	44	.730	4	10	3	.769
Totals (3 schools)	14	234	123	.655	4	10	3	.769




Photo by Ed Kirwan

C.M. NEWTON – Kentucky 1952

Born: 2-2-1930 Hometown: Fort Lauderdale, FL

Elected to the Naismith Memorial Basketball Hall of Fame in 2000... USA Olympic team manager in 1984... Served as chair of the NCAA Division I Men's Basketball Committee from 1998-99... Served on the NCAA Division I Men's Basketball Committee from 1993-99.

Year	School	Overall			Div. I Tournament			Year	School	Overall			Div. I Tournament		
		Won	Lost	Pct.	Won	Lost	Finish			Won	Lost	Pct.	Won	Lost	Finish
1956	Transylvania	9	8	.529				1973	Alabama	22	8	.733			
1957	Transylvania	16	10	.615				1974	Alabama	22	4	.846			
1958	Transylvania	18	12	.600				1975	Alabama	22	5	.815	0	1	
1959	Transylvania	15	10	.600				1976	Alabama	23	5	.821	1	1	
1960	Transylvania	19	7	.731				1977	Alabama	25	6	.806			
1961	Transylvania	16	12	.571				1978	Alabama	17	10	.630			
1962	Transylvania	15	13	.536				1979	Alabama	22	11	.667			
1963	Transylvania	20	9	.690				1980	Alabama	18	12	.600			
1964	Transylvania	7	17	.292				1982	Vanderbilt	15	13	.536			
1966	Transylvania	6	17	.261				1983	Vanderbilt	19	14	.576			
1967	Transylvania	14	10	.583				1984	Vanderbilt	14	15	.483			
1968	Transylvania	14	12	.538				1985	Vanderbilt	11	17	.393			
1969	Alabama	4	20	.167				1986	Vanderbilt	13	15	.464			
1970	Alabama	8	18	.308				1987	Vanderbilt	18	16	.529			
1971	Alabama	10	16	.385				1988	Vanderbilt	20	11	.645	2	1	
1972	Alabama	18	8	.692				1989	Vanderbilt	19	14	.576	0	1	

Career Totals School	Years	Overall			NCAA Division I Tournament			
		Won	Lost	Pct.	Years	Won	Lost	Pct.
Transylvania	12	169	137	.552				
Alabama	12	211	123	.632	2	1	2	.333
Vanderbilt	8	129	115	.529	2	2	2	.500
Totals (3 schools)	32	509	375	.576	4	3	4	.429





Photo from Vanderbilt sports information

Photo from Ohio State sports information




HAROLD OLSEN – Wisconsin 1917
Born: 5-12-1895 Hometown: Rice Lake, WI
Died: 10-29-1953

Elected to the Naismith Memorial Basketball Hall of Fame in 1959...Served as chair of the NCAA Division I Men's Basketball Committee from 1940-46.

Year	School	Overall			Div. I Tournament			Year	School	Overall			Div. I Tournament		
		Won	Lost	Pct.	Won	Lost	Finish			Won	Lost	Pct.	Won	Lost	Finish
1919	Bradley	6	9	.400				1934	Ohio St.	8	12	.400			
1920	Ripon	10	2	.833				1935	Ohio St.	13	6	.684			
1921	Ripon	9	3	.750				1936	Ohio St.	12	8	.600			
1922	Ripon	7	5	.583				1937	Ohio St.	13	7	.650			
1923	Ohio St.	4	11	.267				1938	Ohio St.	12	8	.600			
1924	Ohio St.	12	5	.706				1939	Ohio St.	16	7	.696	2	1	2d
1925	Ohio St.	14	2	.875				1940	Ohio St.	13	7	.650			
1926	Ohio St.	10	7	.588				1941	Ohio St.	10	10	.500			
1927	Ohio St.	11	6	.647				1942	Ohio St.	6	14	.300			
1928	Ohio St.	5	12	.294				1943	Ohio St.	8	9	.471			
1929	Ohio St.	9	8	.529				1944	Ohio St.	14	7	.667	1	1	T3d
1930	Ohio St.	4	11	.267				1945	Ohio St.	15	5	.750	1	1	T3d
1931	Ohio St.	4	13	.235				1946	Ohio St.	16	5	.762	2	1	3d
1932	Ohio St.	9	9	.500				1951	Northwestern	12	10	.545			
1933	Ohio St.	17	3	.850				1952	Northwestern	7	15	.318			

School	Years	Overall			NCAA Division I Tournament			
		Won	Lost	Pct.	Years	Won	Lost	Pct.
Bradley	1	6	9	.400				
Ripon	3	26	10	.722				
Ohio St.	24	255	192	.570	4	6	4	.600
Northwestern	2	19	25	.432				
Totals (4 schools)	30	306	236	.565	4	6	4	.600

Photo from Arizona sports information



LUTE OLSON – Augsburg 1956
Born: 9-22-1934 Hometown: Mayville, ND

Coached Arizona to the NCAA championship in 1997...Elected to the Naismith Memorial Basketball Hall of Fame in 2002...Named coach of the year by the NABC in 1980 and CBS/Chevrolet in 1989...The Sporting News coach of the year in 1980...Basketball Times coach of the year in 1988...Legends of Coaching award recipient in 2001...Through the 2005 NCAA Division I tournament, was one of only 12 coaches to take two different teams to the Final Four.

Year	School	Overall			Div. I Tournament			Year	School	Overall			Div. I Tournament		
		Won	Lost	Pct.	Won	Lost	Finish			Won	Lost	Pct.	Won	Lost	Finish
1974	Long Beach St.	24	2	.923				1990	Arizona	25	7	.781	1	1	
1975	Iowa	10	16	.385				1991	Arizona	28	7	.800	2	1	
1976	Iowa	19	10	.655				1992	Arizona	24	7	.774	0	1	
1977*	Iowa	20	7	.741				1993	Arizona	24	4	.857	0	1	
1978	Iowa	12	15	.444				1994	Arizona	29	6	.829	4	1	T3d
1979	Iowa	20	8	.714	0	1		1995*	Arizona	24	7	.774	0	1	
1980	Iowa	23	10	.697	4	2	4th	1996*	Arizona	27	6	.818	2	1	
1981	Iowa	21	7	.750	0	1		1997	Arizona	25	9	.735	6	0	CH
1982	Iowa	21	8	.724	1	1		1998	Arizona	30	5	.857	3	1	RR
1983	Iowa	21	10	.677	2	1		1999*	Arizona	22	6	.786			
1984	Arizona	11	17	.393				2000	Arizona	27	7	.794	1	1	
1985	Arizona	21	10	.677	0	1		2001	Arizona	25	6	.806	5	1	2nd
1986	Arizona	23	9	.719	0	1		2002	Arizona	24	10	.706	2	1	
1987	Arizona	18	12	.600	0	1		2003	Arizona	28	4	.875	3	1	RR
1988	Arizona	35	3	.921	4	1	T3d	2004	Arizona	20	10	.667	0	1	
1989	Arizona	29	4	.879	2	1		2005	Arizona	30	7	.811	3	1	RR

School	Years	Overall			NCAA Division I Tournament			
		Won	Lost	Pct.	Years	Won	Lost	Pct.
Long Beach St.	1	24	2	.923				
Iowa	9	167	91	.647	5	7	6	.538
Arizona	22	549	163	.771	20	38	19	.667
Totals (3 schools)	32	740	256	.743	25	45	25	.643

*NCAA Division I tournament record later vacated: 1999, 0-1. On-court record before NCAA Division I tournament games vacated: 1999, 22-7. 1977 record includes two forfeit wins over Minnesota. 1995 and 1996 records include a forfeit win each year over California. On-court records were: 1977, 18-9; 1995, 23-8; and 1996, 26-7. Overall career record if no games were vacated or forfeited: 736-259. Overall tournament record if no games were vacated: 26 years, 45-26.

HARLAN "PAT" PAGE – Chicago 1910

Born: 3-20-1887 Hometown: Chicago, IL

Died: 11-23-1965

Elected to the Naismith Memorial Basketball Hall of Fame in 1962 as a player.

Year	School	Overall			Div. I Tournament		
		Won	Lost	Pct.	Won	Lost	Finish
1912	Chicago	12	6	.667			
1913	Chicago	20	6	.769			
1914	Chicago	19	9	.679			
1915	Chicago	20	5	.800			
1916	Chicago	15	11	.577			
1917	Chicago	13	15	.464			
1918	Chicago	14	10	.583			
1919	Chicago	21	6	.778			
1920	Chicago	27	8	.771			
1921	Butler	16	3	.842			
1922	Butler	19	6	.760			
1923	Butler	16	4	.800			
1924	Butler	7	7	.500			
1925	Butler	20	4	.833			
1926	Butler	16	5	.762			

Career Totals School	Years	Overall			NCAA Division I Tournament			
		Won	Lost	Pct.	Years	Won	Lost	Pct.
Chicago	9	161	76	.679				
Butler	6	96	30	.762				
Totals (2 schools)	15	257	106	.708				




Photo from Naismith Memorial Basketball Hall of Fame

TOM PENDERS – Connecticut 1967

Born: 5-23-1945 Hometown: Stratford, CT


Year	School	Overall			Div. I Tournament			Year	School	Overall			Div. I Tournament		
		Won	Lost	Pct.	Won	Lost	Finish			Won	Lost	Pct.	Won	Lost	Finish
1972	Tufts	12	8	.600				1988	Rhode Island	28	7	.800	2	1	
1973	Tufts	22	4	.846				1989	Texas	25	9	.735	1	1	
1974	Tufts	20	6	.769				1990	Texas	24	9	.727	3	1	RR
1975	Columbia	4	22	.154				1991	Texas	23	9	.719	1	1	
1976	Columbia	8	17	.320				1992	Texas	23	12	.657	0	1	
1977	Columbia	16	10	.615				1993	Texas	11	17	.393			
1978	Columbia	15	11	.577				1994	Texas	26	8	.765	1	1	
1979	Fordham	7	22	.241				1995	Texas	23	7	.767	1	1	
1980	Fordham	11	17	.393				1996	Texas	21	10	.677	1	1	
1981	Fordham	19	9	.679				1997	Texas	18	12	.600	2	1	
1982	Fordham	18	11	.621				1998	Texas	14	17	.452			
1983	Fordham	19	11	.633				1999	George Washington	20	9	.690	0	1	
1984	Fordham	19	15	.559				2000	George Washington	15	15	.500			
1985	Fordham	19	12	.613				2001	George Washington	14	18	.438			
1986	Fordham	13	17	.433				2005	Houston	18	14	.563			
1987	Rhode Island	20	10	.667											

Career Totals School	Years	Overall			NCAA Division I Tournament			
		Won	Lost	Pct.	Years	Won	Lost	Pct.
Tufts	3	54	18	.750				
Columbia	4	43	60	.417				
Fordham	8	125	114	.523				
Rhode Island	2	48	17	.738	1	2	1	.667
Texas	10	208	110	.654	8	10	8	.556
George Washington	3	49	42	.538	1	0	1	.000
Houston	1	18	14	.562				
Total (7 schools)	31	545	375	.592	10	12	10	.545



Photo from Houston sports information

Photo from Utah sports information



VADAL PETERSON – Utah 1920

Born: 5-2-1892

Hometown: Huntsville, UT


Died: 9-1-1976

Coached Utah to the NCAA championship in 1944... Coached Utah to the postseason NIT title in 1947... Served on the NCAA Division I Men's Basketball Committee in 1953.

Year	School	Overall			Div. I Tournament			Year	School	Overall			Div. I Tournament		
		Won	Lost	Pct.	Won	Lost	Finish			Won	Lost	Pct.	Won	Lost	Finish
1928	Utah	7	10	.412				1941	Utah	14	7	.667			
1929	Utah	5	12	.294				1942	Utah	13	7	.650			
1930	Utah	15	12	.556				1943	Utah	10	12	.455			
1931	Utah	21	6	.778				1944	Utah	22	4	.846	3	0	CH
1932	Utah	14	9	.609				1945	Utah	17	4	.810	0	2	RR
1933	Utah	13	8	.619				1946	Utah	12	8	.600			
1934	Utah	14	9	.609				1947	Utah	19	5	.792			
1935	Utah	10	9	.526				1948	Utah	11	9	.550			
1936	Utah	7	15	.318				1949	Utah	24	8	.750			
1937	Utah	17	7	.708				1950	Utah	16	18	.471			
1938	Utah	20	4	.833				1951	Utah	23	13	.639			
1939	Utah	13	7	.650				1952	Utah	19	9	.679			
1940	Utah	19	4	.826				1953	Utah	10	14	.417			

Career Totals School	Overall				NCAA Division I Tournament			
	Years	Won	Lost	Pct.	Years	Won	Lost	Pct.
Utah	26	385	230	.626	2	3	2	.600

Photo from Mt. St. Mary's (Maryland) sports information



JAMES PHELAN – La Salle 1951

Born: 3-19-1929

Hometown: Philadelphia, PA

Coached Mount Saint Mary's to the NCAA College Division championship in 1962... Through the 2005 season, held the NCAA career record for most games coached with 1,354 and most seasons coached at one school with 49.

Year	School	Overall			Div. I Tournament			Year	School	Overall			Div. I Tournament		
		Won	Lost	Pct.	Won	Lost	Finish			Won	Lost	Pct.	Won	Lost	Finish
1955	Mt. St. Mary's	21	3	.875				1980	Mt. St. Mary's	22	7	.759			
1956	Mt. St. Mary's	20	8	.714				1981	Mt. St. Mary's	28	3	.903			
1957	Mt. St. Mary's	27	5	.844				1982	Mt. St. Mary's	20	8	.714			
1958	Mt. St. Mary's	16	9	.640				1983	Mt. St. Mary's	18	9	.667			
1959	Mt. St. Mary's	15	12	.556				1984	Mt. St. Mary's	21	9	.700			
1960	Mt. St. Mary's	19	6	.760				1985	Mt. St. Mary's	28	5	.848			
1961	Mt. St. Mary's	26	5	.839				1986	Mt. St. Mary's	26	4	.867			
1962	Mt. St. Mary's	24	6	.800				1987	Mt. St. Mary's	26	5	.839			
1963	Mt. St. Mary's	13	12	.520				1988	Mt. St. Mary's	20	8	.714			
1964	Mt. St. Mary's	18	7	.720				1989	Mt. St. Mary's	12	15	.444			
1965	Mt. St. Mary's	20	5	.800				1990	Mt. St. Mary's	16	12	.571			
1966	Mt. St. Mary's	21	6	.778				1991	Mt. St. Mary's	8	19	.296			
1967	Mt. St. Mary's	18	9	.667				1992	Mt. St. Mary's	6	22	.214			
1968	Mt. St. Mary's	22	4	.846				1993	Mt. St. Mary's	13	15	.464			
1969	Mt. St. Mary's	21	8	.724				1994	Mt. St. Mary's	14	14	.500			
1970	Mt. St. Mary's	20	6	.769				1995	Mt. St. Mary's	17	13	.567	0	1	
1971	Mt. St. Mary's	10	14	.417				1996	Mt. St. Mary's	21	8	.724			
1972	Mt. St. Mary's	6	17	.261				1997	Mt. St. Mary's	14	13	.519			
1973	Mt. St. Mary's	15	10	.600				1998	Mt. St. Mary's	13	15	.464			
1974	Mt. St. Mary's	17	10	.630				1999	Mt. St. Mary's	15	15	.500	0	1	
1975	Mt. St. Mary's	14	11	.560				2000	Mt. St. Mary's	9	20	.310			
1976	Mt. St. Mary's	16	12	.571				2001	Mt. St. Mary's	7	21	.250			
1977	Mt. St. Mary's	9	18	.333				2002	Mt. St. Mary's	3	24	.111			
1978	Mt. St. Mary's	16	11	.593				2003	Mt. St. Mary's	11	16	.407			
1979	Mt. St. Mary's	18	10	.643											

Career Totals School	Overall				NCAA Division I Tournament			
	Years	Won	Lost	Pct.	Years	Won	Lost	Pct.
Mt. St. Mary's (Md.)	49	830	524	.613	2	0	2	.000

Note: NCAA College Division tournament: 1957, 4-1; 1961, 3-2; 1962, 5-0; 1963, 0-2; 1967, 0-2; 1969, 1-1; and 1970, 0-2. NCAA Division II tournament: 1979, 1-1; 1980, 1-1; 1981, 4-1; 1982, 1-1; 1985, 3-1; 1986, 1-1; and 1987, 1-1. Overall non-Division I tournament record: 14 years, 25-17, .595.

RICK PITINO – Massachusetts 1974

Born: 9-18-1952 Hometown: New York, NY

Coached Kentucky to the NCAA championship in 1996...Named coach of the year by the NABC in 1987...The Sporting News coach of the year in 1987 and 1991...Basketball Times coach of the year in 1990...Through the 2005 NCAA Division I tournament, was one of only four coaches to make a tournament appearance with four different teams...Through the 2005 NCAA Division I tournament, was the only coach to take three different teams to the Final Four.

Year	School	Overall			Div. I Tournament			Year	School	Overall			Div. I Tournament		
		Won	Lost	Pct.	Won	Lost	Finish			Won	Lost	Pct.	Won	Lost	Finish
1979	Boston U.	17	9	.654				1993	Kentucky	30	4	.882	4	1	T3d
1980	Boston U.	21	9	.700				1994	Kentucky	27	7	.794	1	1	
1981	Boston U.	13	14	.481				1995	Kentucky	28	5	.848	3	1	RR
1982	Boston U.	19	9	.679				1996	Kentucky	34	2	.944	6	0	CH
1983	Boston U.	21	10	.677	0	1		1997	Kentucky	35	5	.875	5	1	2d
1986	Providence	17	14	.548				2002	Louisville	19	13	.594			
1987	Providence	25	9	.735	4	1	T3d	2003	Louisville	25	7	.781	1	1	
1990	Kentucky	14	14	.500				2004	Louisville	20	10	.667	0	1	
1991	Kentucky	22	6	.786				2005	Louisville	33	5	.868	4	1	T3d
1992	Kentucky	29	7	.806	3	1	RR								

Career Totals School	Years	Overall			NCAA Division I Tournament			
		Won	Lost	Pct.	Years	Won	Lost	Pct.
Boston U.	5	91	51	.641	1	0	1	.000
Providence	2	42	23	.646	1	4	1	.800
Kentucky	8	219	50	.814	6	22	5	.815
Louisville	4	97	35	.735	3	5	3	.625
Totals (4 schools)	19	449	159	.738	11	31	10	.756




Photo from Kentucky sports information

JACK RAMSAY – St. Joseph's 1949

Born: 2-21-1925 Hometown: Philadelphia, PA

Elected to the Naismith Memorial Basketball Hall of Fame in 1992.

Year	School	Overall			Div. I Tournament		
		Won	Lost	Pct.	Won	Lost	Finish
1956	St. Joseph's	23	6	.793			
1957	St. Joseph's	17	7	.708			
1958	St. Joseph's	18	9	.667			
1959	St. Joseph's	22	5	.815	0	2	
1960	St. Joseph's	20	7	.741	0	2	
1961*	St. Joseph's	22	4	.846			
1962	St. Joseph's	18	10	.643	0	2	
1963	St. Joseph's	23	5	.821	2	1	RR
1964	St. Joseph's	18	10	.643			
1965	St. Joseph's	26	3	.897	1	2	
1966	St. Joseph's	24	5	.828	2	1	

Career Totals School	Years	Overall			NCAA Division I Tournament			
		Won	Lost	Pct.	Years	Won	Lost	Pct.
St. Joseph's	11	231	71	.765	6	5	10	.333

*NCAA Division I tournament record later vacated: 1961, 3-1, 3rd. On-court record before NCAA Division I tournament games vacated: 1961, 25-5. Overall record if no games were vacated: 234-72. Overall tournament record if no games were vacated: 7 years, 8-11.




Photo from St. Joseph's sports information

Photo from Arkansas sports information



NOLAN RICHARDSON – UTEP 1965


Born: 12-27-1941 Hometown: El Paso, TX

Coached Arkansas to the NCAA championship in 1994... Coached Tulsa to the postseason NIT title in 1981... Named coach of the year by the NABC and CBS/Chevrolet in 1994... Naismith coach of the year in 1994.

Year	School	Overall			Div. I Tournament			Year	School	Overall			Div. I Tournament		
		Won	Lost	Pct.	Won	Lost	Finish			Won	Lost	Pct.	Won	Lost	Finish
1981	Tulsa	26	7	.788				1992	Arkansas	26	8	.765	1	1	
1982	Tulsa	24	6	.800	0	1		1993	Arkansas	22	9	.710	2	1	
1983	Tulsa	19	12	.613				1994	Arkansas	31	3	.912	6	0	CH
1984	Tulsa	27	4	.871	0	1		1995	Arkansas	32	7	.821	5	1	2d
1985	Tulsa	23	8	.742	0	1		1996	Arkansas	20	13	.606	2	1	
1986	Arkansas	12	16	.429				1997	Arkansas	18	14	.563			
1987	Arkansas	19	14	.576				1998	Arkansas	24	9	.727	1	1	
1988	Arkansas	21	9	.700	0	1		1999	Arkansas	23	11	.676	1	1	
1989	Arkansas	25	7	.781	1	1		2000	Arkansas	19	15	.559	0	1	
1990	Arkansas	30	5	.857	4	1	T3d	2001	Arkansas	20	11	.645	0	1	
1991	Arkansas	34	4	.895	3	1	RR	2002	Arkansas	14	15	.483			

Career Totals School	Overall				NCAA Division I Tournament			
	Years	Won	Lost	Pct.	Years	Won	Lost	Pct.
Tulsa	5	119	37	.763	3	0	3	.000
Arkansas	17	390	170	.696	13	26	12	.684
Totals (2 schools)	22	509	207	.711	16	26	15	.634

Photo from Basketball in Pictures by Buchanan



ELMER RIPLEY

Born: 7-21-1891 Hometown: Staten Island, NY

Died: 4-29-1982

Elected to the Naismith Memorial Basketball Hall of Fame in 1972.

Year	School	Overall			Div. I Tournament			Year	School	Overall			Div. I Tournament		
		Won	Lost	Pct.	Won	Lost	Finish			Won	Lost	Pct.	Won	Lost	Finish
1923	Wagner	6	6	.500				1941	Georgetown	16	4	.800			
1924	Wagner	8	8	.500				1942	Georgetown	9	11	.450			
1925	Wagner	9	8	.529				1943	Georgetown	22	5	.815	2	1	2d
1928	Georgetown	12	1	.923				1944	Columbia	7	9	.438			
1929	Georgetown	12	5	.706				1945	Columbia	9	10	.474			
1930	Yale	13	8	.619				1946	Notre Dame	17	4	.810			
1931	Yale	15	8	.652				1947	Georgetown	19	7	.731			
1932	Yale	10	12	.455				1948	Georgetown	13	15	.464			
1933	Yale	19	3	.864				1949	Georgetown	9	15	.375			
1934	Yale	14	9	.609				1950	John Carroll	9	11	.450			
1935	Yale	11	10	.524				1951	John Carroll	2	21	.087			
1939	Georgetown	13	9	.591				1952	Army	8	9	.471			
1940	Georgetown	8	10	.444				1953	Army	11	8	.579			

Career Totals School	Overall				NCAA Division I Tournament			
	Years	Won	Lost	Pct.	Years	Won	Lost	Pct.
Wagner	3	23	22	.511				
Yale	6	82	50	.621				
Columbia	2	16	19	.457				
Notre Dame	1	17	4	.810				
Georgetown	10	133	82	.619	1	2	1	.667
John Carroll	2	11	32	.256				
Army	2	19	17	.528				
Totals (7 schools)	26	301	226	.571	1	2	1	.667

G. OTT ROMNEY – Utah

Born: 12-12-1892 Hometown: Salt Lake City, UT

Died: 5-3-1973

Year	School	Overall			Div. I Tournament		
		Won	Lost	Pct.	Won	Lost	Finish
1923	Montana St.	18	3	.857			
1924	Montana St.	20	3	.870			
1925	Montana St.	20	4	.833			
1926	Montana St.	20	12	.625			
1927	Montana St.	30	7	.811			
1928	Montana St.	36	2	.947			
1929	Brigham Young	20	10	.667			
1930	Brigham Young	23	7	.767			
1931	Brigham Young	20	13	.606			
1932	Brigham Young	20	12	.625			
1933	Brigham Young	20	7	.741			
1934	Brigham Young	18	12	.600			
1935	Brigham Young	18	10	.643			

Career Totals School	Years	Overall			NCAA Division I Tournament			
		Won	Lost	Pct.	Years	Won	Lost	Pct.
Montana St.	6	144	31	.823				
Brigham Young	7	139	71	.662				
Total (2 schools)	13	283	102	.735				




Photo from Brigham Young sports information

LEE ROSE – Transylvania 1958

Born: 10-23-1936 Hometown: Lexington, KY

The Sporting News coach of the year in 1977... Through the 2005 NCAA Division I tournament, was one of only 12 coaches to take two different teams to the Final Four.

Year	School	Overall			Div. I Tournament			Year	School	Overall			Div. I Tournament		
		Won	Lost	Pct.	Won	Lost	Finish			Won	Lost	Pct.	Won	Lost	Finish
1965	Transylvania	21	10	.677				1978	Charlotte	20	7	.741			
1969	Transylvania	20	7	.741				1979	Purdue	27	8	.771			
1970	Transylvania	21	7	.750				1980	Purdue	23	10	.697	5	1	3d
1971	Transylvania	21	3	.875				1981#	South Fla.	14	3	.824			
1972	Transylvania	21	6	.778				1982	South Fla.	17	11	.607			
1973	Transylvania	20	7	.741				1983	South Fla.	22	10	.688			
1974	Transylvania	16	10	.615				1984	South Fla.	17	11	.607			
1975	Transylvania	20	7	.741				1985	South Fla.	18	12	.600			
1976	Charlotte	24	6	.800				1986	South Fla.	14	14	.500			
1977	Charlotte	28	5	.848	3	2	4th								

Career Totals School	Years	Overall			NCAA Division I Tournament		
		Won	Lost	Pct.	Years	Won	Lost
Transylvania	8	160	57	.737			
Charlotte	3	72	18	.800	1	3	2 .600
Purdue	2	50	18	.735	1	5	1 .833
South Fla.	6	102	61	.626			
Totals (4 schools)	19	384	154	.714	2	8	3 .727

#Became the head coach in 1981 during mid-season. South Florida was 18-11 overall in 1981.

Note: NCAA College Division tournament: 1969, 1-1; 1970, 0-2; 1972, 0-2; and 1973, 1-2. Overall non-Division I tournament record: 4 years, 2-7, .222.





Photo from South Florida sports information

Photo by Malcolm W. Emmons



ADOLPH RUPP – Kansas 1923

Born: 9-2-1901

Hometown: Halstead, KS

Died: 12-10-1977


Coached Kentucky to the NCAA championship in 1948, 1949, 1951 and 1958... Coached Kentucky to the postseason NIT title in 1946... Coached Kentucky to the national championship ranking by the Helms Foundation in 1933 and 1948... Named coach of the year by UPI in 1959 and 1966, and by the USBWA in 1966... The Sporting News coach of the year in 1966 and 1970... Elected to the Naismith Memorial Basketball Hall of Fame in 1968... Olympic team assistant coach in 1948... Through the 2005 season, was the fastest coach of all-time to 400, 500, 600, 700 and 800 career wins.

Year	School	Overall			Div. I Tournament			Year	School	Overall			Div. I Tournament		
		Won	Lost	Pct.	Won	Lost	Finish			Won	Lost	Pct.	Won	Lost	Finish
1931	Kentucky	15	3	.833				1952	Kentucky	29	3	.906	1	1	RR
1932	Kentucky	15	2	.882				1954	Kentucky	25	0	1.000			
1933	Kentucky	21	3	.875				1955	Kentucky	23	3	.885	1	1	
1934	Kentucky	16	1	.941				1956	Kentucky	20	6	.769	1	1	RR
1935	Kentucky	19	2	.905				1957	Kentucky	23	5	.821	1	1	RR
1936	Kentucky	15	6	.714				1958	Kentucky	23	6	.793	4	0	CH
1937	Kentucky	17	5	.773				1959	Kentucky	24	3	.889	1	1	
1938	Kentucky	13	5	.722				1960	Kentucky	18	7	.720			
1939	Kentucky	16	4	.800				1961	Kentucky	19	9	.679	1	1	RR
1940	Kentucky	15	6	.714				1962	Kentucky	23	3	.885	1	1	RR
1941	Kentucky	17	8	.680				1963	Kentucky	16	9	.640			
1942	Kentucky	19	6	.760	1	1	T3d	1964	Kentucky	21	6	.778	0	2	
1943	Kentucky	17	6	.739				1965	Kentucky	15	10	.600			
1944	Kentucky	19	2	.905				1966	Kentucky	27	2	.931	3	1	2d
1945	Kentucky	22	4	.846	1	1	RR	1967	Kentucky	13	13	.500			
1946	Kentucky	28	2	.933				1968	Kentucky	22	5	.815	1	1	RR
1947	Kentucky	34	3	.919				1969	Kentucky	23	5	.821	1	1	
1948	Kentucky	36	3	.923	3	0	CH	1970	Kentucky	26	2	.929	1	1	RR
1949	Kentucky	32	2	.941	3	0	CH	1971	Kentucky	22	6	.786	0	2	
1950	Kentucky	25	5	.833				1972	Kentucky	21	7	.750	1	1	RR
1951	Kentucky	32	2	.941	4	0	CH								

School	Overall			NCAA Division I Tournament				
	Years	Won	Lost	Pct.	Years	Won	Lost	Pct.
Kentucky	41	876	190	.822	20	30	18	.625

Note: Kentucky did not play basketball in 1953.

Photo from Loyola (Illinois) sports information



LEONARD SACHS – American College of Physical Education 1923

Born: 8-7-1897

Hometown: Chicago, IL

Died: 10-27-1942

Elected to the Naismith Memorial Basketball Hall of Fame in 1961.

Year	School	Overall			Div. I Tournament			Year	School	Overall			Div. I Tournament		
		Won	Lost	Pct.	Won	Lost	Finish			Won	Lost	Pct.	Won	Lost	Finish
1924	Loyola (Ill.)	8	11	.421				1934	Loyola (Ill.)	7	8	.467			
1925	Loyola (Ill.)	4	11	.267				1935	Loyola (Ill.)	5	14	.263			
1926	Loyola (Ill.)	13	8	.619				1936	Loyola (Ill.)	8	8	.500			
1927	Loyola (Ill.)	13	4	.765				1937	Loyola (Ill.)	16	3	.842			
1928	Loyola (Ill.)	16	4	.800				1938	Loyola (Ill.)	12	8	.600			
1929	Loyola (Ill.)	16	0	1.000				1939	Loyola (Ill.)	21	1	.955			
1930	Loyola (Ill.)	13	5	.722				1940	Loyola (Ill.)	5	14	.263			
1931	Loyola (Ill.)	8	7	.533				1941	Loyola (Ill.)	13	8	.619			
1932	Loyola (Ill.)	15	2	.882				1942	Loyola (Ill.)	17	6	.739			
1933	Loyola (Ill.)	14	7	.667											

School	Overall			NCAA Division I Tournament				
	Years	Won	Lost	Pct.	Years	Won	Lost	Pct.
Loyola (Ill.)	19	224	129	.635				

ARTHUR SCHABINGER – College of Emporia 1913

Born: 8-6-1889 Hometown: Sabetha, KS

Died: 10-13-1972

Elected to the Naismith Memorial Basketball Hall of Fame in 1961.

Year	School	Overall			Div. I Tournament			Year	School	Overall			Div. I Tournament		
		Won	Lost	Pct.	Won	Lost	Finish			Won	Lost	Pct.	Won	Lost	Finish
1917	Ottawa	15	3	.833				1927	Creighton	14	5	.737			
1918	Ottawa	15	3	.833				1928	Creighton	13	2	.867			
1919	Ottawa	15	3	.833				1929	Creighton	13	4	.765			
1920	Ottawa	13	4	.765				1930	Creighton	12	7	.632			
1921	Emporia St.	13	4	.765				1931	Creighton	8	10	.444			
1922	Emporia St.	11	5	.688				1932	Creighton	17	4	.810			
1923	Creighton	11	5	.688				1933	Creighton	12	5	.706			
1924	Creighton	13	2	.867				1934	Creighton	14	3	.824			
1925	Creighton	13	2	.867				1935	Creighton	12	8	.600			
1926	Creighton	11	9	.550											

Career Totals School	Overall				NCAA Division I Tournament			
	Years	Won	Lost	Pct.	Years	Won	Lost	Pct.
Ottawa	4	58	13	.817				
Emporia St.	2	24	9	.727				
Creighton	13	163	66	.712				
Totals (3 schools)	19	245	88	.736				




Photo from Basketball in Pictures by Buchanan

FRED SCHAUS – West Virginia 1949

Born: 6-30-1925 Hometown: Newark, OH

Coached Purdue to the postseason NIT title in 1974...Served on the NCAA Division I Men's Basketball Committee from 1985-90.

Year	School	Overall			Div. I Tournament		
		Won	Lost	Pct.	Won	Lost	Finish
1955	West Virginia	19	11	.633	0	1	
1956	West Virginia	21	9	.700	0	1	
1957	West Virginia	25	5	.833	0	1	
1958	West Virginia	26	2	.929	0	1	
1959	West Virginia	29	5	.853	4	1	2d
1960	West Virginia	26	5	.839	2	1	
1973	Purdue	15	9	.625			
1974	Purdue	21	9	.700			
1975	Purdue	17	11	.607			
1976	Purdue	16	11	.593			
1977*	Purdue	20	8	.714	0	1	
1978	Purdue	16	11	.593			

Career Totals School	Overall				NCAA Division I Tournament			
	Years	Won	Lost	Pct.	Years	Won	Lost	Pct.
West Virginia	6	146	37	.798	6	6	6	.500
Purdue	6	105	59	.640	1	0	1	.000
Totals (2 schools)	12	251	96	.723	7	6	7	.462





Photo from West Virginia sports information

*1977 record includes a forfeit win over Minnesota. 1977 on-court record was 19-9. On-court record at Purdue was 104-60 and overall career record was 250-97.

Photo from TCU sports information



FRANCIS SCHMIDT – Nebraska 1914
Born: 12-3-1885 Hometown: Downs, KS
Died: 9-19-1944

Year	School	Overall			Div. I Tournament		
		Won	Lost	Pct.	Won	Lost	Finish
1916	Tulsa	9	7	.563			
1917	Tulsa	11	7	.611			
1919	Tulsa	5	3	.625			
1920	Tulsa	16	3	.842			
1921	Tulsa	18	2	.900			
1922	Tulsa	14	4	.778			
1924	Arkansas	17	11	.607			
1925	Arkansas	21	5	.808			
1926	Arkansas	23	2	.920			
1927	Arkansas	14	2	.875			
1928	Arkansas	19	1	.950			
1929	Arkansas	19	1	.950			
1930	TCU	7	10	.412			
1931	TCU	18	4	.818			
1932	TCU	18	4	.818			
1933	TCU	16	4	.800			
1934	TCU	13	2	.867			

Career Totals	School	Overall			NCAA Division I Tournament			
		Years	Won	Lost	Pct.	Years	Won	Lost
Tulsa	6	73	26	.737				
Arkansas	6	113	22	.837				
TCU	5	72	24	.750				
Total (3 schools)	17	258	72	.782				

Photo from Wyoming sports information



EVERETT SHELTON – Phillips 1923
Born: 5-12-1898 Hometown: Cunningham, KS
Died: 4-16-1974

Coached Wyoming to the NCAA championship in 1943... Coached Wyoming to the national championship ranking by the Helms Foundation in 1943... Elected to the Naismith Memorial Basketball Hall of Fame in 1979... Served on the NCAA Division I Men's Basketball Committee from 1954-58.

Year	School	Overall			Div. I Tournament			Year	School	Overall			Div. I Tournament		
		Won	Lost	Pct.	Won	Lost	Finish			Won	Lost	Pct.	Won	Lost	Finish
1924	Phillips	11	16	.407				1954	Wyoming	19	9	.679			
1925	Phillips	15	5	.750				1955	Wyoming	17	9	.654			
1926	Phillips	22	8	.733				1956	Wyoming	7	19	.269			
1940	Wyoming	6	10	.375				1957	Wyoming	6	19	.240			
1941	Wyoming	14	6	.700	0	2	RR	1958	Wyoming	13	14	.481	0	1	
1942	Wyoming	15	5	.750				1959	Wyoming	4	22	.154			
1943	Wyoming	31	2	.939	3	0	CH	1960	Sacramento St.	11	14	.440			
1945	Wyoming	10	18	.357				1961	Sacramento St.	18	8	.692			
1946	Wyoming	22	4	.846				1962	Sacramento St.	21	10	.677			
1947	Wyoming	22	6	.786	0	2	RR	1963	Sacramento St.	10	16	.385			
1948	Wyoming	18	9	.667	0	2	RR	1964	Sacramento St.	8	16	.333			
1949	Wyoming	25	10	.714	0	2	RR	1965	Sacramento St.	10	16	.385			
1950	Wyoming	25	11	.694				1966	Sacramento St.	10	16	.385			
1951	Wyoming	26	11	.703				1967	Sacramento St.	15	11	.577			
1952	Wyoming	28	7	.800	1	1	RR	1968	Sacramento St.	16	10	.615			
1953	Wyoming	20	10	.667	0	2									

Career Totals	School	Overall			NCAA Division I Tournament			
		Years	Won	Lost	Pct.	Years	Won	Lost
Phillips	3	48	29	.623				
Wyoming	19	328	201	.620	8	4	12	.250
Sacramento St.	9	119	117	.504				
Totals (3 schools)	31	495	347	.588	8	4	12	.250

Note: NCAA College Division tournament: 1962, 4-1. Overall non-Division I tournament record: 1 year, 4-1, .800.

NORM SLOAN – North Carolina State 1951

Born: 6-25-1926 Hometown: Anderson, IN

Coached North Carolina State to the NCAA championship in 1974... Named coach of the year by AP and the USBWA in 1974.

Year	School	Overall			Div. I Tournament			Year	School	Overall			Div. I Tournament		
		Won	Lost	Pct.	Won	Lost	Finish			Won	Lost	Pct.	Won	Lost	Finish
1952	Presbyterian	21	7	.750				1972	North Carolina St.	16	10	.615			
1953	Presbyterian	11	15	.423				1973	North Carolina St.	27	0	1.000			
1954	Presbyterian	17	8	.680				1974	North Carolina St.	30	1	.968	4	0	CH
1955	Presbyterian	20	6	.769				1975	North Carolina St.	22	6	.786			
1957	Citadel	11	14	.440				1976	North Carolina St.	21	9	.700			
1958	Citadel	16	11	.593				1977	North Carolina St.	17	11	.607			
1959	Citadel	15	5	.750				1978	North Carolina St.	21	10	.677			
1960	Citadel	15	8	.652				1979	North Carolina St.	18	12	.600			
1961	Florida	15	11	.577				1980	North Carolina St.	20	8	.714	0	1	
1962	Florida	12	11	.522				1981	Florida	12	16	.429			
1963	Florida	12	14	.462				1982	Florida	5	22	.185			
1964	Florida	12	10	.545				1983	Florida	13	18	.419			
1965	Florida	18	7	.720				1984	Florida	16	13	.552			
1966	Florida	16	10	.615				1985	Florida	18	12	.600			
1967	North Carolina St.	7	19	.269				1986	Florida	19	14	.576			
1968	North Carolina St.	16	10	.615				1987*	Florida	21	10	.677			
1969	North Carolina St.	15	10	.600				1988*	Florida	22	11	.667			
1970	North Carolina St.	23	7	.767	1	1		1989	Florida	21	13	.618	0	1	
1971	North Carolina St.	13	14	.481											

Career Totals School	Years	Overall			NCAA Division I Tournament			
		Won	Lost	Pct.	Years	Won	Lost	Pct.
Presbyterian	4	69	36	.657				
Citadel	4	57	38	.600				
North Carolina St.	14	266	127	.677	3	5	2	.714
Florida	15	232	192	.547	1	0	1	.000
Totals (4 schools)	37	624	393	.614	4	5	3	.625

*NCAA Division I tournament records later vacated: 1987, 2-1; and 1988, 1-1. On-court records before NCAA Division I tournament games vacated: 1987, 23-11; and 1988, 23-12. Overall record if no games were vacated: 627-395. Overall tournament record if no games were vacated: 6 years, 8-4.



Photo from North Carolina State sports information

DEAN SMITH – Kansas 1953

Born: 2-28-1931 Hometown: Topeka, KS

Coached North Carolina to the NCAA championship in 1982 and 1993... Coached North Carolina to the postseason NIT title in 1971... Elected to the Naismith Memorial Basketball Hall of Fame in 1982... Named coach of the year by the NABC in 1977 and the USBWA in 1979... Naismith coach of the year in 1993... Basketball Times coach of the year in 1993... Legends of Coaching award recipient in 1999... Olympic team head coach in 1976... Through the 2005 season, held the NCAA career record for victories with 879... Through the 2005 season, held the NCAA career record for most 20-win seasons with 30 and most consecutive 20-win seasons with 27... Through the 2005 NCAA Division I tournament, held the tournament career record for most consecutive appearances with 23 and was tied for the most appearances with 27... Through the 2005 NCAA Division I tournament, was one of only two coaches to have played for and coached the national championship team, having played for the 1952 Kansas team.

Year	School	Overall			Div. I Tournament			Year	School	Overall			Div. I Tournament		
		Won	Lost	Pct.	Won	Lost	Finish			Won	Lost	Pct.	Won	Lost	Finish
1962	North Carolina	8	9	.471				1980	North Carolina	21	8	.724	0	1	
1963	North Carolina	15	6	.714				1981	North Carolina	29	8	.784	4	1	2d
1964	North Carolina	12	12	.500				1982	North Carolina	32	2	.941	5	0	CH
1965	North Carolina	15	9	.625				1983	North Carolina	28	8	.778	2	1	RR
1966	North Carolina	16	11	.593				1984	North Carolina	28	3	.903	1	1	
1967	North Carolina	26	6	.813	2	2	4th	1985	North Carolina	27	9	.750	3	1	RR
1968	North Carolina	28	4	.875	3	1	2d	1986	North Carolina	28	6	.824	2	1	
1969	North Carolina	27	5	.844	2	2	4th	1987	North Carolina	32	4	.889	3	1	RR
1970	North Carolina	18	9	.667				1988	North Carolina	27	7	.794	3	1	RR
1971	North Carolina	26	6	.813				1989	North Carolina	29	8	.784	2	1	
1972	North Carolina	26	5	.839	3	1	3d	1990	North Carolina	21	13	.618	2	1	
1973	North Carolina	25	8	.758				1991	North Carolina	29	6	.829	4	1	T3d
1974	North Carolina	22	6	.786				1992	North Carolina	23	10	.697	2	1	
1975	North Carolina	23	8	.742	2	1		1993	North Carolina	34	4	.895	6	0	CH
1976	North Carolina	25	4	.862	0	1		1994	North Carolina	28	7	.800	1	1	
1977	North Carolina	28	5	.848	4	1	2d	1995	North Carolina	28	6	.824	4	1	T3d
1978	North Carolina	23	8	.742	0	1		1996	North Carolina	21	11	.656	1	1	
1979	North Carolina	23	6	.793	0	1		1997	North Carolina	28	7	.800	4	1	T3d

Career Totals School	Years	Overall			NCAA Division I Tournament			
		Won	Lost	Pct.	Years	Won	Lost	Pct.
North Carolina	36	879	254	.776	27	65	27	.707





Photo from North Carolina State sports information

Photo from Georgia sports information




ORLANDO "TUBBY" SMITH – High Point 1973
Born: 6-30-1951 **Hometown: Scotland, MD**

Coached Kentucky to the NCAA championship in 1998... Named coach of the year by AP, the USBWA, the NABC and CBS/Chevrolet in 2003... Naismith coach of the year in 2003... The Sporting News coach of the year in 2003... Basketball Times coach of the year in 2003... USA Olympic team assistant coach in 2000.

Year	School	Overall			Div. I Tournament		
		Won	Lost	Pct.	Won	Lost	Finish
1992	Tulsa	17	13	.567			
1993	Tulsa	15	14	.517			
1994	Tulsa	23	8	.742	2	1	
1995	Tulsa	24	8	.750	2	1	
1996	Georgia	21	10	.677	2	1	
1997	Georgia	24	9	.727	0	1	
1998	Kentucky	35	4	.897	6	0	CH
1999	Kentucky	28	9	.757	3	1	RR
2000	Kentucky	23	10	.697	1	1	
2001	Kentucky	24	10	.706	2	1	
2002	Kentucky	22	10	.688	2	1	
2003	Kentucky	32	4	.889	3	1	RR
2004	Kentucky	27	5	.844	1	1	
2005	Kentucky	28	6	.824	3	1	RR

Career Totals		Overall			NCAA Division I Tournament			
School	Years	Won	Lost	Pct.	Years	Won	Lost	Pct.
Tulsa	4	79	43	.648	2	4	2	.667
Georgia	2	45	19	.703	2	2	2	.500
Kentucky	8	219	58	.791	8	21	7	.750
Totals (3 schools)	14	343	120	.741	12	27	11	.711

Photo from Ohio State sports information



LYNN ST. JOHN – Ohio State 1900
Born: 11-18-1876 **Hometown: Monroe, OH**
Died: 9-30-1950

Elected to the Naismith Memorial Basketball Hall of Fame in 1962... Member of rules committee from 1912-37 including chairman from 1919-37.

Year	School	Overall			Div. I Tournament		
		Won	Lost	Pct.	Won	Lost	Finish
1903	Wooster	2	3	.400			
1904	Wooster	2	4	.333			
1905	Wooster	3	8	.273			
1906	Wooster	7	3	.700			
1907	Wooster	8	4	.667			
1908	Wooster	10	6	.625			
1909	Wooster	10	2	.833			
1910	Ohio Wesleyan	10	9	.526			
1911	Ohio Wesleyan	13	4	.765			
1912	Ohio St.	7	5	.583			
1913	Ohio St.	13	7	.650			
1914	Ohio St.	11	4	.733			
1915	Ohio St.	7	10	.412			
1916	Ohio St.	9	13	.409			
1917	Ohio St.	15	11	.577			
1918	Ohio St.	12	7	.632			
1919	Ohio St.	7	12	.368			

Career Totals		Overall			NCAA Division I Tournament			
School	Years	Won	Lost	Pct.	Years	Won	Lost	Pct.
Wooster	7	42	30	.583				
Ohio Wesleyan	2	23	13	.639				
Ohio St.	8	81	69	.540				
Total (3 schools)	17	146	112	.566				

EDWARD STEITZ – Cornell 1943

Born: 11-7-1920 Hometown: Brooklyn, NY

Died: 5-21-1990

Elected to the Naismith Memorial Basketball Hall of Fame in 1983...NCAA men's basketball rules committee secretary editor from 1965-90...Instrumental in rule changes including the reinstatement of the dunk in 1976, the elimination of the jump ball except at the start of the game and in overtimes in 1981, the adoption of the 45-second shot clock in 1985 and the adoption of the three-point shot in 1985.

Year	School	Overall			Div. I Tournament		
		Won	Lost	Pct.	Won	Lost	Finish
1957	Springfield	12	10	.545			
1958	Springfield	13	10	.565			
1959	Springfield	15	10	.600			
1960	Springfield	13	12	.520			
1961	Springfield	16	10	.615			
1962	Springfield	16	8	.667			
1963	Springfield	20	6	.769			
1964	Springfield	17	8	.680			
1965	Springfield	18	6	.750			
1966	Springfield	20	6	.769			

Career Totals			Overall			NCAA Division I Tournament		
School	Years	Won	Lost	Pct.	Years	Won	Lost	Pct.
Springfield	10	160	86	.650				

Note: NCAA Division II tournament record: 1961, 0-2; 1963, 1-1; 1964, 0-2; and 1965, 0-1. Overall non-Division I tournament record: 4 years, 1-6, .143.




Photo from The Basketball Bulletin

NORM STEWART – Missouri 1956

Born: 1-20-1935 Hometown: Shelbyville, MO

Named coach of the year by UPI in 1982...Named coach of the year by AP and UPI in 1994... The Sporting News coach of the year in 1994...Basketball Times coach of the year in 1994.

Year	School	Overall			Div. I Tournament			Year	School	Overall			Div. I Tournament		
		Won	Lost	Pct.	Won	Lost	Finish			Won	Lost	Pct.	Won	Lost	Finish
1962	UNI	19	5	.792				1981	Missouri	22	10	.688	0	1	
1963	UNI	15	8	.652				1982	Missouri	27	4	.871	1	1	
1964	UNI	23	4	.852				1983	Missouri	26	8	.765	0	1	
1965	UNI	16	7	.696				1984	Missouri	16	14	.533			
1966	UNI	13	7	.650				1985	Missouri	18	14	.563			
1967	UNI	11	11	.500				1986	Missouri	21	14	.600	0	1	
1968	Missouri	10	16	.385				1987	Missouri	24	10	.706	0	1	
1969	Missouri	14	11	.560				1988	Missouri	19	11	.633	0	1	
1970	Missouri	15	11	.577				1989	Missouri	29	8	.784	2	1	
1971	Missouri	17	9	.654				1990	Missouri	26	6	.813	0	1	
1972	Missouri	21	6	.778				1991	Missouri	20	10	.667			
1973	Missouri	21	6	.778				1992	Missouri	21	9	.700	1	1	
1974	Missouri	12	14	.462				1993	Missouri	19	14	.576	0	1	
1975	Missouri	18	9	.667				1994*	Missouri	25	3	.875			
1976	Missouri	26	5	.839	2	1	RR	1995	Missouri	20	9	.690	1	1	
1977	Missouri	21	8	.724				1996	Missouri	18	15	.545			
1978	Missouri	14	16	.467	0	1		1997	Missouri	16	17	.485			
1979	Missouri	13	15	.464				1998	Missouri	17	15	.531			
1980	Missouri	25	6	.806	2	1		1999	Missouri	20	9	.690	0	1	

Career Totals			Overall			NCAA Division I Tournament		
School	Years	Won	Lost	Pct.	Years	Won	Lost	Pct.
UNI	6	97	42	.698				
Missouri	32	631	332	.655	16	12	16	.429
Totals (2 schools)	38	728	374	.661	15	9	15	.375

Note: NCAA College Division tournament: 1962, 1-1; and 1964, 3-2. Overall non-Division I tournament record: 2 years, 4-3, .571.

*NCAA Division I tournament record later vacated: 1994, 3-1, RR. On-court record before NCAA Division I tournament games vacated: 1994, 28-4. Overall career record if no games were vacated: 731-375. Overall tournament record if no games were vacated: 16 years, 12-16.





Photo from Missouri sports information

Photo from Oklahoma State sports information



EDDIE SUTTON – Oklahoma State 1958

Born: 3-12-1936 Hometown: Bucklin, KS


Named coach of the year by USBWA in 1977, by AP and UPI in 1978, and by AP and the NABC in 1986... Basketball Times coach of the year in 1995... Through the 2005 NCAA Division I tournament, was one of only four coaches to make a tournament appearance with four different teams... Through the 2005 NCAA Division I tournament, was one of only 12 coaches to take two different teams to the Final Four.

Year	School	Overall			Div. I Tournament			Year	School	Overall			Div. I Tournament		
		Won	Lost	Pct.	Won	Lost	Finish			Won	Lost	Pct.	Won	Lost	Finish
1970	Creighton	15	10	.600				1988*	Kentucky	25	5	.833			
1971	Creighton	14	11	.560				1989	Kentucky	13	19	.406			
1972	Creighton	15	11	.577				1991	Oklahoma St.	24	8	.750	2	1	
1973	Creighton	15	11	.577				1992	Oklahoma St.	28	8	.778	2	1	
1974	Creighton	23	7	.767	2	1		1993	Oklahoma St.	20	9	.690	1	1	
1975	Arkansas	17	9	.654				1994	Oklahoma St.	24	10	.706	1	1	
1976	Arkansas	19	9	.679				1995	Oklahoma St.	27	10	.730	4	1	T3d
1977	Arkansas	26	2	.929	0	1		1996	Oklahoma St.	17	10	.630			
1978	Arkansas	32	4	.889	4	1	3d	1997	Oklahoma St.	17	15	.531			
1979	Arkansas	25	5	.833	2	1	RR	1998	Oklahoma St.	22	7	.759	1	1	
1980	Arkansas	21	8	.724	0	1		1999	Oklahoma St.	23	11	.676	1	1	
1981	Arkansas	24	8	.750	2	1		2000	Oklahoma St.	27	7	.794	3	1	
1982	Arkansas	23	6	.793	0	1		2001	Oklahoma St.	20	10	.667	0	1	
1983	Arkansas	26	4	.867	1	1		2002	Oklahoma St.	23	9	.719	0	1	
1984	Arkansas	25	7	.781	0	1		2003	Oklahoma St.	22	10	.688	1	1	
1985	Arkansas	22	13	.629	1	1		2004	Oklahoma St.	31	4	.886	4	1	T3d
1986	Kentucky	32	4	.889	3	1	RR	2005	Oklahoma St.	26	7	.788	2	1	
1987	Kentucky	18	11	.621	0	1									

School	Career Totals				Overall				NCAA Division I Tournament			
	Years	Won	Lost	Pct.	Years	Won	Lost	Pct.	Years	Won	Lost	Pct.
Creighton	5	82	50	.621	1	2	1	.667				
Arkansas	11	260	75	.776	9	10	9	.526				
Kentucky	4	88	39	.693	2	3	2	.600				
Oklahoma St.	15	351	135	.722	13	22	13	.629				
Totals (4 schools)	35	781	299	.723	25	37	25	.597				

*NCAA Division I tournament record later vacated: 1988, 2-1. On-court record before NCAA Division I tournament games vacated: 1988, 27-6. Overall record if no games were vacated: 783-300. Overall tournament record if no games were vacated: 26 years, 39-26.

Photo from UNLV sports information



JERRY TARKANIAN – Fresno State 1955

Born: 8-8-1930 Hometown: Pasadena, CA

Coached UNLV to the NCAA championship in 1990... Named coach of the year by UPI in 1983... Basketball Times coach of the year in 1984.

Year	School	Overall			Div. I Tournament			Year	School	Overall			Div. I Tournament		
		Won	Lost	Pct.	Won	Lost	Finish			Won	Lost	Pct.	Won	Lost	Finish
1969	Long Beach St.	23	3	.885				1985	UNLV	28	4	.875	1	1	
1970	Long Beach St.	24	5	.828	1	2		1986	UNLV	33	5	.868	2	1	
1971*	Long Beach St.	22	4	.846				1987	UNLV	37	2	.949	4	1	T3d
1972*	Long Beach St.	23	3	.885				1988	UNLV	28	6	.824	1	1	
1973*	Long Beach St.	24	2	.923				1989	UNLV	29	8	.784	3	1	RR
1974	UNLV	20	6	.769				1990	UNLV	35	5	.875	6	0	CH
1975	UNLV	24	5	.828	2	1		1991	UNLV	34	1	.971	4	1	T3d
1976	UNLV	29	2	.935	1	1		1992	UNLV	26	2	.929			
1977	UNLV	29	3	.906	4	1	3d	1996	Fresno St.	22	11	.667			
1978	UNLV	20	8	.714				1997	Fresno St.	20	12	.625			
1979	UNLV	21	8	.724				1998	Fresno St.	21	13	.618			
1980	UNLV	23	9	.719				1999*	Fresno St.	1	12	.077			
1981	UNLV	16	12	.571				2000*	Fresno St.	12	9	.571			
1982	UNLV	20	10	.667				2001*	Fresno St.	9	7	.563	1	1	
1983	UNLV	28	3	.903	0	1		2002	Fresno St.	19	15	.559			
1984	UNLV	29	6	.829	2	1									

School	Career Totals				Overall				NCAA Division I Tournament			
	Years	Won	Lost	Pct.	Years	Won	Lost	Pct.	Years	Won	Lost	Pct.
Long Beach St.	5	116	17	.872	1	1	2	.333				
UNLV	19	509	105	.829	12	30	11	.732				
Fresno St.	3	63	36	.636	1	1	1	.500				
Totals (3 schools)	31	729	201	.784	14	32	14	.696				

*NCAA Division I tournament records later vacated: 1971, 2-1, RR; 1972, 2-1, RR; 1973, 2-1; and 2000, 0-1. Regular-season wins vacated: 1999, 20; 2000, 12; and 2001, 17. On-court records before games vacated: 1971, 24-5; 1972, 25-4; 1973, 26-3; 1999, 21-12; 2000, 24-10; and 2001, 26-7. Overall record if no games were vacated: 784-205. Overall tournament record if no games were vacated: 18 years, 38-18.

FRED TAYLOR – Ohio State 1950

Born: 12-3-1924 Hometown: Zanesville, OH

Died: 1-6-2002

Elected to the Naismith Memorial Basketball Hall of Fame in 1986... Named coach of the year by UPI and the USBWA in 1961 and 1962... Served on the NCAA Division I Men's Basketball Committee from 1968-73.

Year	School	Overall			Div. I Tournament			Year	School	Overall			Div. I Tournament		
		Won	Lost	Pct.	Won	Lost	Finish			Won	Lost	Pct.	Won	Lost	Finish
1959	Ohio St.	11	11	.500				1968	Ohio St.	21	8	.724	3	1	3d
1960	Ohio St.	25	3	.893	4	0	CH	1969	Ohio St.	17	7	.708			
1961	Ohio St.	27	1	.964	3	1	2d	1970	Ohio St.	17	7	.708			
1962	Ohio St.	26	2	.929	3	1	2d	1971	Ohio St.	20	6	.769	1	1	RR
1963	Ohio St.	20	4	.833				1972	Ohio St.	18	6	.750			
1964	Ohio St.	16	8	.667				1973	Ohio St.	14	10	.583			
1965	Ohio St.	12	12	.500				1974	Ohio St.	9	15	.375			
1966	Ohio St.	11	13	.458				1975	Ohio St.	14	14	.500			
1967	Ohio St.	13	11	.542				1976	Ohio St.	6	20	.231			
Career Totals School		Overall			Div. I Tournament			Career Totals School		Overall			Div. I Tournament		
Ohio St.		18	297	158	.653	5	14	4	.778						



Photo from Ohio State sports information

JOHN THOMPSON – Providence 1964

Born: 9-2-1941 Hometown: Washington, DC

Coached Georgetown to the NCAA championship in 1984... Elected to the Naismith Memorial Basketball Hall of Fame in 1999... Named coach of the year by the USBWA in 1982, by the NABC in 1985, and by UPI in 1987... The Sporting News coach of the year in 1984... Olympic team head coach in 1988 and team assistant coach in 1976.

Year	School	Overall			Div. I Tournament			Year	School	Overall			Div. I Tournament		
		Won	Lost	Pct.	Won	Lost	Finish			Won	Lost	Pct.	Won	Lost	Finish
1973	Georgetown	12	14	.462				1987	Georgetown	29	5	.853	3	1	RR
1974	Georgetown	13	13	.500				1988	Georgetown	20	10	.667	1	1	
1975	Georgetown	18	10	.643	0	1		1989	Georgetown	29	5	.853	3	1	RR
1976	Georgetown	21	7	.750	0	1		1990	Georgetown	24	7	.774	1	1	
1977	Georgetown	19	9	.679				1991	Georgetown	19	13	.594	1	1	
1978	Georgetown	23	8	.742				1992	Georgetown	22	10	.688	1	1	
1979	Georgetown	24	5	.828	0	1		1993	Georgetown	20	13	.606			
1980	Georgetown	26	6	.813	2	1	RR	1994	Georgetown	19	12	.613	1	1	
1981	Georgetown	20	12	.625	0	1		1995	Georgetown	21	10	.677	2	1	
1982	Georgetown	30	7	.811	4	1	2d	1996	Georgetown	29	8	.784	3	1	RR
1983	Georgetown	22	10	.688	1	1		1997	Georgetown	20	10	.667	0	1	
1984	Georgetown	34	3	.919	5	0	CH	1998	Georgetown	16	15	.516			
1985	Georgetown	35	3	.921	5	1	2d	1999#	Georgetown	7	6	.538			
1986	Georgetown	24	8	.750	1	1									
Career Totals School		Overall			Div. I Tournament			Career Totals School		Overall			Div. I Tournament		
Georgetown		27	596	239	.714	20	34	19	.642						

#Left at mid-season in 1999. Georgetown was 15-16 overall in 1999.





Photo from Georgetown sports information

Photo from Texas Christian sports information




BILLY TUBBS – Lamar 1958
Born: 3-5-1935 Hometown: Tulsa, OK

Year	School	Overall			Div. I Tournament			Year	School	Overall			Div. I Tournament		
		Won	Lost	Pct.	Won	Lost	Finish			Won	Lost	Pct.	Won	Lost	Finish
1972	Southwestern (Tex.)	12	16	.429				1990	Oklahoma	27	5	.844	1	1	
1973	Southwestern (Tex.)	19	8	.704				1991	Oklahoma	20	15	.571			
1977	Lamar	12	17	.414				1992	Oklahoma	21	9	.700	0	1	
1978	Lamar	18	9	.667				1993	Oklahoma	20	12	.625			
1979	Lamar	23	9	.719	1	1		1994	Oklahoma	15	13	.536			
1980	Lamar	22	11	.667	2	1		1995	TCU	16	11	.593			
1981	Oklahoma	9	18	.333				1996*	TCU	16	14	.533			
1982	Oklahoma	22	11	.667				1997	TCU	22	13	.629			
1983	Oklahoma	24	9	.727	1	1		1998	TCU	27	6	.818	0	1	
1984	Oklahoma	29	5	.853	0	1		1999	TCU	21	11	.656			
1985	Oklahoma	31	6	.838	3	1	RR	2000	TCU	18	14	.563			
1986	Oklahoma	26	9	.743	1	1		2001	TCU	20	11	.645			
1987	Oklahoma	24	10	.706	2	1		2002	TCU	16	15	.516			
1988	Oklahoma	35	4	.897	5	1	2d	2004	Lamar	11	18	.379			
1989	Oklahoma	30	6	.833	2	1		2005	Lamar	18	11	.621			

Career Totals School	Years	Overall			NCAA Division I Tournament			
		Won	Lost	Pct.	Years	Won	Lost	Pct.
Southwestern (Tex.)	2	31	24	.564				
Lamar	6	104	75	.581	2	3	2	.600
Oklahoma	14	333	132	.716	9	15	9	.625
TCU	8	156	95	.622	1	0	1	.000
Totals (4 schools)	30	624	326	.657	12	18	12	.600

*1996 record includes a forfeit win over Purdue. 1996 on-court record was 15-15. On-court record at TCU was 155-96 and overall career record was 623-327.

Photo from Temple sports information



JAMES USILTON – Temple 1917
Born: 6-10-1895 Hometown: Philadelphia, PA
Died: 3-13-1939

Coached Temple to the first postseason NIT title in 1938...Coached Illinois to the national championship ranking by the Helms Foundation in 1938.

Year	School	Overall			Div. I Tournament		
		Won	Lost	Pct.	Won	Lost	Finish
1927	Temple	14	5	.737			
1928	Temple	17	5	.773			
1929	Temple	17	4	.810			
1930	Temple	18	3	.857			
1931	Temple	17	4	.810			
1932	Temple	13	7	.650			
1933	Temple	15	6	.714			
1934	Temple	9	12	.429			
1935	Temple	17	7	.708			
1936	Temple	18	6	.750			
1937	Temple	17	6	.739			
1938	Temple	23	2	.920			
1939	Temple	10	12	.455			

Career Totals School	Years	Overall			NCAA Division I Tournament			
		Won	Lost	Pct.	Years	Won	Lost	Pct.
Temple	13	205	79	.722				

JIM VALVANO – Rutgers 1967

Born: 3-10-1946 Hometown: Long Island, NY

Died: 4-28-1993

Coached North Carolina State to the NCAA championship in 1983.

Year	School	Overall			Div. I Tournament			Year	School	Overall			Div. I Tournament		
		Won	Lost	Pct.	Won	Lost	Finish			Won	Lost	Pct.	Won	Lost	Finish
1969	Johns Hopkins	10	9	.526				1982	North Carolina St.	22	10	.688	0	1	
1973	Bucknell	11	14	.440				1983	North Carolina St.	26	10	.722	6	0	CH
1974	Bucknell	8	16	.333				1984	North Carolina St.	19	14	.576			
1975	Bucknell	14	12	.538				1985	North Carolina St.	23	10	.697	3	1	RR
1976	Iona	11	15	.423				1986	North Carolina St.	21	13	.618	3	1	RR
1977	Iona	15	10	.600				1987*	North Carolina St.	20	13	.606			
1978	Iona	17	10	.630				1988*	North Carolina St.	24	6	.800			
1979	Iona	23	6	.793	0	1		1989	North Carolina St.	22	9	.710	2	1	
1980*	Iona	28	4	.875				1990	North Carolina St.	18	12	.600			
1981	North Carolina St.	14	13	.519											

School	Career Totals				Overall				NCAA Division I Tournament			
	Years	Won	Lost	Pct.	Years	Won	Lost	Pct.	Years	Won	Lost	Pct.
Johns Hopkins	1	10	9	.526								
Bucknell	3	33	42	.440								
Iona	5	94	45	.676					1	0	1	.000
North Carolina St.	10	209	110	.655					5	14	4	.778
Totals (4 schools)	19	346	206	.627					6	14	5	.737

*NCAA Division I tournament records later vacated: 1980, 1-1; 1987, 0-1; and 1988, 0-1. On-court records before NCAA Division I tournament games vacated: 1980, 29-5; 1987, 20-15; and 1988, 24-8. Overall record if no games were vacated: 340-216. Overall tournament record if no games were vacated: 9 years, 15-8.




Photo from North Carolina State sports information

STAN WATTS – Brigham Young 1938

Born: 8-30-1911 Hometown: Murray, UT

Died: 4-6-2000

Coached Brigham Young to postseason NIT titles in 1951 and 1966...Elected to the Naismith Memorial Basketball Hall of Fame in 1986...Served as chair of the NCAA Division I Men's Basketball Committee from 1976-77...Served on the NCAA Division I Men's Basketball Committee from 1974-77.

Year	School	Overall			Div. I Tournament			Year	School	Overall			Div. I Tournament		
		Won	Lost	Pct.	Won	Lost	Finish			Won	Lost	Pct.	Won	Lost	Finish
1950	Brigham Young	22	12	.647	1	1	RR	1962	Brigham Young	10	16	.385			
1951	Brigham Young	28	9	.757	1	2	RR	1963	Brigham Young	12	14	.462			
1952	Brigham Young	14	10	.583				1964	Brigham Young	13	12	.520			
1953	Brigham Young	22	8	.733				1965	Brigham Young	21	7	.750	0	2	
1954	Brigham Young	18	11	.621				1966	Brigham Young	20	5	.800			
1955	Brigham Young	13	13	.500				1967	Brigham Young	14	10	.583			
1956	Brigham Young	18	8	.692				1968	Brigham Young	13	12	.520			
1957	Brigham Young	19	9	.679	1	1		1969	Brigham Young	16	12	.571	0	1	
1958	Brigham Young	13	13	.500				1970	Brigham Young	8	18	.308			
1959	Brigham Young	15	11	.577				1971	Brigham Young	18	11	.621	1	2	
1960	Brigham Young	8	17	.320				1972	Brigham Young	21	5	.808	0	1	
1961	Brigham Young	15	11	.577											

School	Career Totals				Overall				NCAA Division I Tournament			
	Years	Won	Lost	Pct.	Years	Won	Lost	Pct.	Years	Won	Lost	Pct.
Brigham Young	23	371	254	.594					7	4	10	.286





Photo from Brigham Young sports information

Photo from Tulane sports information



CLIFFORD WELLS – Indiana 1920

Born: 3-17-1896 Hometown: Indianapolis, IN


Died: 8-15-1977

Elected to the Naismith Memorial Basketball Hall of Fame in 1971.

Year	School	Overall			Div. I Tournament			Year	School	Overall			Div. I Tournament		
		Won	Lost	Pct.	Won	Lost	Finish			Won	Lost	Pct.	Won	Lost	Finish
1946	Tulane	15	7	.682				1955	Tulane	14	6	.700			
1947	Tulane	22	9	.710				1956	Tulane	12	12	.500			
1948	Tulane	23	3	.885				1957	Tulane	15	9	.625			
1949	Tulane	24	4	.857				1958	Tulane	8	15	.348			
1950	Tulane	15	7	.682				1959	Tulane	13	11	.542			
1951	Tulane	12	12	.500				1960	Tulane	13	11	.542			
1952	Tulane	12	12	.500				1961	Tulane	11	13	.458			
1953	Tulane	12	6	.667				1962	Tulane	12	10	.545			
1954	Tulane	15	8	.652				1963	Tulane	6	16	.273			

Career Totals School	Overall				NCAA Division I Tournament			
	Years	Won	Lost	Pct.	Years	Won	Lost	Pct.
Tulane	18	254	171	.598				

Photo from Alcorn State sports information



DAVEY WHITNEY – Kentucky State 1953

Born: 1-8-1930 Hometown: Clarksville, TN

Year	School	Overall			Div. I Tournament			Year	School	Overall			Div. I Tournament		
		Won	Lost	Pct.	Won	Lost	Finish			Won	Lost	Pct.	Won	Lost	Finish
1965	Texas Southern	9	17	.346				1981	Alcorn St.	17	12	.586			
1966	Texas Southern	16	11	.593				1982	Alcorn St.	22	8	.733	0	1	
1967	Texas Southern	9	12	.429				1983	Alcorn St.	22	10	.688	1	1	
1968	Texas Southern	11	12	.478				1984	Alcorn St.	21	10	.677	1	1	
1969	Texas Southern	12	12	.500				1985	Alcorn St.	23	7	.767			
1970	Alcorn St.	16	9	.640				1986	Alcorn St.	16	13	.552			
1971	Alcorn St.	16	9	.640				1987	Alcorn St.	5	23	.179			
1972	Alcorn St.	14	10	.583				1988	Alcorn St.	8	21	.276			
1973	Alcorn St.	24	5	.828				1989	Alcorn St.	5	23	.179			
1974	Alcorn St.	29	6	.829				1997	Alcorn St.	11	17	.393			
1975	Alcorn St.	25	10	.714				1998	Alcorn St.	12	15	.444			
1976	Alcorn St.	27	4	.871				1999	Alcorn St.	23	7	.767	0	1	
1977	Alcorn St.	26	9	.743				2000	Alcorn St.	19	10	.655			
1978	Alcorn St.	22	7	.759				2001	Alcorn St.	15	15	.500			
1979	Alcorn St.	28	1	.966				2002	Alcorn St.	21	10	.677	0	1	
1980	Alcorn St.	28	2	.933	1	1		2003	Alcorn St.	14	19	.424			

Career Totals School	Overall				NCAA Division I Tournament			
	Years	Won	Lost	Pct.	Years	Won	Lost	Pct.
Texas Southern	5	57	64	.471				
Alcorn St.	27	509	292	.635	6	3	6	.333
Total (2 schools)	32	566	356	.614	6	3	6	.333

GLENN WILKES – Mercer 1950

Born: 11-28-1928 Hometown: Mansfield, GA

Year	School	Overall			Div. I Tournament			Year	School	Overall			Div. I Tournament		
		Won	Lost	Pct.	Won	Lost	Finish			Won	Lost	Pct.	Won	Lost	Finish
1958	Stetson	14	11	.560				1976	Stetson	17	9	.654			
1959	Stetson	17	11	.607				1977	Stetson	15	12	.556			
1960	Stetson	16	13	.552				1978	Stetson	14	13	.519			
1961	Stetson	20	7	.741				1979	Stetson	15	12	.556			
1962	Stetson	16	12	.571				1980	Stetson	15	12	.556			
1963	Stetson	15	13	.536				1981	Stetson	18	9	.667			
1964	Stetson	16	9	.640				1982	Stetson	12	15	.444			
1965	Stetson	16	10	.615				1983	Stetson	19	9	.679			
1966	Stetson	13	12	.520				1984	Stetson	19	9	.679			
1967	Stetson	17	10	.630				1985	Stetson	12	16	.429			
1968	Stetson	8	18	.308				1986	Stetson	10	18	.357			
1969	Stetson	14	12	.538				1987	Stetson	18	13	.581			
1970	Stetson	22	7	.759				1988	Stetson	13	15	.464			
1971	Stetson	19	9	.679				1989	Stetson	17	12	.586			
1972	Stetson	6	20	.231				1990	Stetson	15	17	.469			
1973	Stetson	15	11	.577				1991	Stetson	15	16	.484			
1974	Stetson	17	9	.654				1992	Stetson	11	17	.393			
1975	Stetson	22	4	.846				1993	Stetson	13	14	.481			

Career Totals School	Overall			NCAA Division I Tournament				
	Years	Won	Lost	Pct.	Years	Won	Lost	Pct.
Stetson	36	551	436	.558				

Note: NCAA College Division tournament: 1967, 0-2; 1970, 2-1; and 1971, 1-1. Overall non-Division I tournament record: 3 years, 3-4, .429.




Photo from Stetson sports information

GARY WILLIAMS – Maryland 1968

Born: 3-4-1945 Hometown: Collingswood, NJ

Coached Maryland to the NCAA championship in 2002.

Year	School	Overall			Div. I Tournament			Year	School	Overall			Div. I Tournament		
		Won	Lost	Pct.	Won	Lost	Finish			Won	Lost	Pct.	Won	Lost	Finish
1979	American	14	13	.519				1993	Maryland	12	16	.429			
1980	American	13	14	.481				1994	Maryland	18	12	.600	2	1	
1981	American	24	6	.800				1995	Maryland	26	8	.765	2	1	
1982	American	21	9	.700				1996	Maryland	17	13	.567	0	1	
1983	Boston College	25	7	.781	1	1		1997	Maryland	21	11	.656	0	1	
1984	Boston College	18	12	.600				1998	Maryland	21	11	.656	2	1	
1985	Boston College	20	11	.645	2	1		1999	Maryland	28	6	.824	2	1	
1986	Boston College	13	15	.464				2000	Maryland	25	10	.714	1	1	
1987	Ohio St.	20	13	.606	1	1		2001	Maryland	25	11	.694	4	1	T3d
1988	Ohio St.	20	13	.606				2002	Maryland	32	4	.889	6	0	CH
1989	Ohio St.	19	15	.559				2003	Maryland	21	10	.677	2	1	
1990	Maryland	19	14	.576				2004	Maryland	20	12	.625	1	1	
1991	Maryland	16	12	.571				2005	Maryland	19	13	.594			
1992	Maryland	14	15	.483											

Career Totals School	Overall			NCAA Division I Tournament				
	Years	Won	Lost	Pct.	Years	Won	Lost	Pct.
American	4	72	42	.632				
Boston College	4	76	45	.628	2	3	2	.600
Ohio St.	3	59	41	.590	1	1	1	.500
Maryland	16	334	178	.652	11	22	10	.688
Total (4 schools)	27	541	306	.639	14	26	13	.667




Photo from Maryland sports information




Photo by Rich Clarkson



ROY WILLIAMS – North Carolina 1972
Born: 8-1-1950 Hometown: Biltmore, NC

Coached North Carolina to the NCAA championship in 2005... Named coach of the year by the USBWA in 1990 and by AP in 1992... Naismith coach of the year in 1997... The Sporting News coach of the year in 1997... Legends of Coaching award recipient in 2003... Through the 2005 NCAA Division I tournament, was one of only 12 coaches to take two different teams to the Final Four... USA Olympic team assistant coach in 2004.

Year	School	Overall			Div. I Tournament		
		Won	Lost	Pct.	Won	Lost	Finish
1989	Kansas	19	12	.613			
1990	Kansas	30	5	.857	1	1	
1991	Kansas	27	8	.771	5	1	2d
1992	Kansas	27	5	.844	1	1	
1993	Kansas	29	7	.806	4	1	T3d
1994	Kansas	27	8	.771	2	1	
1995	Kansas	25	6	.806	2	1	
1996	Kansas	29	5	.853	3	1	
1997	Kansas	34	2	.944	2	1	
1998	Kansas	35	4	.897	1	1	
1999	Kansas	23	10	.697	1	1	
2000	Kansas	24	10	.706	1	1	
2001	Kansas	26	7	.788	2	1	
2002	Kansas	33	4	.892	4	1	T3d
2003	Kansas	30	8	.789	5	1	2nd
2004	North Carolina	19	11	.633	1	1	
2005	North Carolina	33	4	.892	6	0	CH

Career Totals School	Years	Overall			NCAA Division I Tournament			
		Won	Lost	Pct.	Years	Won	Lost	Pct.
Kansas	15	418	101	.805	14	34	14	.708
North Carolina	2	52	15	.776	2	7	1	.875
Total (2 schools)	17	470	116	.802	16	41	15	.732



Photo from UCLA sports information



JOHN WOODEN – Purdue 1932
Born: 10-14-1910 Hometown: Martinsville, IN

Coached UCLA to the NCAA championship in 1964, 1965, 1967, 1968, 1969, 1970, 1971, 1972, 1973 and 1975... Elected to the Naismith Memorial Basketball Hall of Fame in 1961 as a player and in 1972 as a coach... Named coach of the year by AP in 1967, 1969, 1970, 1972 and 1973, by UPI in 1964, 1967, 1969, 1970, 1972 and 1973, by the USBWA in 1964, 1967, 1970, 1972 and 1973, and by the NABC in 1969, 1970 and 1972... The Sporting News coach of the year in 1964, 1969, 1972 and 1973... NCAA Theodore Roosevelt award recipient in 1996... Through the 2005 NCAA Division I tournament, held the Final Four career record for most championships with 10, most appearances with 12, most consecutive appearances with 9 and most victories with 21.

Year	School	Overall			Div. I Tournament			Year	School	Overall			Div. I Tournament		
		Won	Lost	Pct.	Won	Lost	Finish			Won	Lost	Pct.	Won	Lost	Finish
1947	Indiana St.	17	8	.680				1962	UCLA	18	11	.621	2	2	4th
1948	Indiana St.	27	7	.794				1963	UCLA	20	9	.690	0	2	
1949	UCLA	22	7	.759				1964	UCLA	30	0	1.000	4	0	CH
1950	UCLA	24	7	.774	0	2	RR	1965	UCLA	28	2	.933	4	0	CH
1951	UCLA	19	10	.655				1966	UCLA	18	8	.692			
1952	UCLA	19	12	.613	0	2		1967	UCLA	30	0	1.000	4	0	CH
1953	UCLA	16	8	.667				1968	UCLA	29	1	.967	4	0	CH
1954	UCLA	18	7	.720				1969	UCLA	29	1	.967	4	0	CH
1955	UCLA	21	5	.808				1970	UCLA	28	2	.933	4	0	CH
1956	UCLA	22	6	.786	1	1		1971	UCLA	29	1	.967	4	0	CH
1957	UCLA	22	4	.846				1972	UCLA	30	0	1.000	4	0	CH
1958	UCLA	16	10	.615				1973	UCLA	30	0	1.000	4	0	CH
1959	UCLA	16	9	.640				1974	UCLA	26	4	.867	3	1	3d
1960	UCLA	14	12	.538				1975	UCLA	28	3	.903	5	0	CH
1961	UCLA	18	8	.692											

Career Totals School	Years	Overall			NCAA Division I Tournament			
		Won	Lost	Pct.	Years	Won	Lost	Pct.
Indiana St.	2	44	15	.746				
UCLA	27	620	147	.808	16	47	10	.825
Totals (2 schools)	29	664	162	.804	16	47	10	.825

PHIL WOOLPERT – Loyola (La.) 1940
Born: 12-19-1915 Hometown: Danville, KY
Died: 5-5-1987

Coached San Francisco to the NCAA championship in 1955 and 1956...Elected to the Naismith Memorial Basketball Hall of Fame in 1992... Named coach of the year by UPI in 1955 and 1956.

Year	School	Overall			Div. I Tournament			Year	School	Overall			Div. I Tournament		
		Won	Lost	Pct.	Won	Lost	Finish			Won	Lost	Pct.	Won	Lost	Finish
1951	San Francisco	9	17	.346				1959	San Francisco	6	20	.231			
1952	San Francisco	11	13	.458				1963	San Diego	6	19	.240			
1953	San Francisco	10	11	.476				1964	San Diego	13	13	.500			
1954	San Francisco	14	7	.667				1965	San Diego	15	11	.577			
1955	San Francisco	28	1	.966	5	0	CH	1966	San Diego	17	11	.607			
1956	San Francisco	29	0	1.000	4	0	CH	1967	San Diego	14	11	.560			
1957	San Francisco	21	7	.750	3	1	3d	1968	San Diego	15	10	.600			
1958	San Francisco	25	2	.926	1	1		1969	San Diego	10	15	.400			

Career Totals				Overall				NCAA Division I Tournament				
School	Years	Won	Lost	Pct.	Years	Won	Lost	Pct.	Years	Won	Lost	Pct.
San Francisco	9	153	78	.662	4	13	2	.867				
San Diego	7	90	90	.500								
Totals (2 schools)	16	243	168	.591	4	13	2	.867				



Photo by AP/Wide World Photos

TOM YOUNG – Maryland 1958
Born: 9-17-1932 Hometown: Natrona Heights, PA

Named coach of the year by UPI in 1976... The Sporting News coach of the year in 1976.

Year	School	Overall			Div. I Tournament			Year	School	Overall			Div. I Tournament		
		Won	Lost	Pct.	Won	Lost	Finish			Won	Lost	Pct.	Won	Lost	Finish
1959	Catholic	15	6	.714				1977	Rutgers	18	10	.643			
1960	Catholic	12	12	.500				1978	Rutgers	24	7	.774			
1961	Catholic	16	7	.696				1979	Rutgers	22	9	.710	1	1	
1962	Catholic	17	7	.708				1980	Rutgers	14	14	.500			
1963	Catholic	16	11	.593				1981	Rutgers	16	14	.533			
1964	Catholic	16	12	.571				1982	Rutgers	20	10	.667			
1965	Catholic	15	9	.625				1983	Rutgers	23	8	.742	1	1	
1966	Catholic	14	13	.519				1984	Rutgers	15	13	.536			
1967	Catholic	13	11	.542				1985	Rutgers	16	14	.533			
1970	American	11	12	.478				1986	Old Dominion	23	8	.742	1	1	
1971	American	13	12	.520				1987	Old Dominion	6	22	.214			
1972	American	16	8	.667				1988	Old Dominion	18	12	.600			
1973	American	21	5	.808				1989	Old Dominion	15	13	.536			
1974	Rutgers	18	8	.692				1990	Old Dominion	14	14	.500			
1975	Rutgers	22	7	.759	0	1		1991	Old Dominion	14	18	.438			
1976	Rutgers	31	2	.939	3	2	4th								

Career Totals				Overall				NCAA Division I Tournament				
School	Years	Won	Lost	Pct.	Years	Won	Lost	Pct.	Years	Won	Lost	Pct.
Catholic	9	134	88	.604								
American	4	61	37	.622								
Rutgers	12	239	116	.673	4	5	5	.500				
Old Dominion	6	90	87	.508	1	1	1	.500				
Totals (4 schools)	31	524	328	.615	5	6	6	.500				

Note: NCAA College Division tournament: 1964, 0-2. Overall non-Division I tournament record: 1 year 0-2, .000.




Photo from Rutgers sports information

Coach Index by School

School	Name	Years	School	Name	Years
Akron	Bob Huggins	1985-89	Connecticut	Jim Calhoun	1987-2005
Alabama	C.M. Newton	1969-80	Connecticut	Hugh Greer	1947-63
Alabama A&M	Ben Jobe	1983-86	Creighton	Eddie Hickey	1936-47
Alabama St.	Ben Jobe	1968	Creighton	Arthur Schabinger	1923-35
Albright	Alvin "Doggie" Julian	1928-29	Creighton	Eddie Sutton	1970-74
Alcorn St.	Davey Whitney	1970-89, 97-2003	Dartmouth	Alvin "Doggie" Julian	1951-67
Allegheny	George Keogan	1919	Davidson	Lefty Driesell	1961-69
American	Gary Williams	1979-82	Davis & Elkins	Cam Henderson	1924-35
American	Tom Young	1970-73	Dayton	Tom Blackburn	1948-64
American Int'l	Edward Hickox	1945-47	Denver	Ben Jobe	1979-80
Arizona	Fred Enke	1926-61	Denver	Ken Loeffler	1946
Arizona	Lute Olson	1984-2005	DePaul	Ray Meyer	1943-84
Arkansas	Nolan Richardson	1986-2002	Drake	Forddy Anderson	1947-48
Arkansas	Francis Schmidt	1924-29	Drake	Tom Davis	2004-05
Arkansas	Eddie Sutton	1975-85	Duke	Vic Bubas	1960-69
Army	Harry Fisher	1907, 22-23, 25	Duke	Mike Krzyzewski	1981-2005
Army	Edward Kelleher	1944-45	Duquesne	Chick Davies	1925-43, 47-48
Army	Bob Knight	1966-71	Duquesne	Dudey Moore	1949-58
Army	Mike Krzyzewski	1976-80	Eastern Mich.	Ben Braun	1986-96
Army	Elmer Ripley	1952-53	Eastern N.M.	Harry Miller	1966-70
Auburn	Cliff Ellis	1996-2004	Emporia St.	Arthur Schabinger	1921-22
Baker	Phog Allen	1906-08	Evansville	Arad McCutchan	1947-77
Baker	Emil Liston	1921-27, 30-43, 45-46	Florida	Don DeVoe	1990
Ball St.	Rick Majerus	1988-89	Florida	Norm Sloan	1961-66, 81-89
Ball St.	Branch McCracken	1931-38	Florida St.	Hugh Durham	1967-78
Belmont Abbey	Al McGuire	1958-64	Fordham	Harry Fisher	1905
Bethel (Ind.)	Homer Drew	1977-87	Fordham	Edward Kelleher	1924-43
Boston College	Tom Davis	1978-82	Fordham	Tom Penders	1979-86
Boston College	Gary Williams	1983-86	Fresno St.	Gary Colson	1991-95
Boston U.	Rick Pitino	1979-83	Fresno St.	Harry Miller	1961-65
Bowling Green	Harold Anderson	1943-63	Fresno St.	Jerry Tarkanian	1996-2002
Bradley	Forddy Anderson	1949-54	Geneva	Ken Loeffler	1929-35
Bradley	Harold Olson	1919	George Washington	Tom Penders	1999-2001
Brigham Young	G. Ott Romney	1929-35	Georgetown	Elmer Ripley	1928-29, 39-43, 47-49
Brigham Young	Stan Watts	1950-72	Georgetown	John Thompson	1973-99
Bucknell	Jim Valvano	1973-75	Georgia	Hugh Durham	1979-95
Butler	Tony Hinkle	1927-42, 46-70	Georgia	Jim Harrick	2000-03
Butler	Ralph Jones	1904	Georgia	Tubby Smith	1996-97
Butler	Pat Page	1921-26	Georgia St.	Lefty Driesell	1998-2003
California	Ben Braun	1997-2005	Hampton	John McLendon	1953-54
California	Pete Newell	1955-60	Hardin-Simmons	Lou Henson	1963-66
Carleton	Everett Dean	1922-24	Haskell	Phog Allen	1909
Catholic	Tom Young	1959-67	Haskell	Phog Allen	1909
CCNY	Nat Holman	1920-60	Hiram Scott	Forddy Anderson	1966-70
Central Mo. St.	Phog Allen	1913-19	Holy Cross	Alvin "Doggie" Julian	1946-48
Central Mo. St.	Gene Bartow	1962-64	Houston	Guy Lewis	1957-86
Central Mo. St.	Joe B. Hall	1965	Houston	Tom Penders	2005
Charlotte	Bill C. Foster	1971-75	Idaho	Hec Edmundson	1917-18
Charlotte	Lee Rose	1976-78	Illinois	Gene Bartow	1975
Cheyney	John Chaney	1973-82	Illinois	Harry Combes	1948-67
Chicago	Pat Page	1912-20	Illinois	Lou Henson	1976-96
Cincinnati	Gale Catlett	1973-78	Illinois	Ralph Jones	1913-20
Cincinnati	Bob Huggins	1990-2005	Ind.-South Bend	Homer Drew	1988
Cincinnati	Ed Jucker	1961-65	Indiana	Everett Dean	1925-38
Citadel	Norm Sloan	1957-60	Indiana	Bob Knight	1972-2000
Clemson	Cliff Ellis	1985-94	Indiana	Branch McCracken	1939-43, 47-65
Clemson	Bill C. Foster	1976-84	Indiana St.	John Wooden	1947-48
Cleveland St.	Rollie Massimino	1997-2003	Iona	Jim Valvano	1976-80
Cleveland St.	John McLendon	1967-69	Iowa	Sam Barry	1923-29
Col. of Charleston	John Kresse	1980-2002	Iowa	Tom Davis	1987-99
Colorado	Hank Iba	1934	Iowa	Ralph Miller	1965-70
Colorado Col.	Edward Hickox	1915-17	Iowa	Lute Olson	1975-83
Columbia	Harry Fisher	1907-16			
Columbia	Tom Penders	1975-78			
Columbia	Elmer Ripley	1944-45			

School	Name	Years	School	Name	Years
Jacksonville	Hugh Durham	1998	North Carolina St.	Norm Sloan	1967-80
James Madison	Lefty Driesell	1989-97	North Carolina St.	Jim Valvano	1981-90
John Carroll	Elmer Ripley	1950-51	North Texas	Harry Miller	1971
Johns Hopkins	Jim Valvano	1969	Northeastern	Jim Calhoun	1973-86
Kansas	Phog Allen	1908-09, 20-56	Northern Colo.	John Bunn	1957-63
Kansas	Larry Brown	1984-88	UNI	Eldon Miller	1987-98
Kansas	James Naismith	1899-1907	UNI	Norm Stewart	1962-67
Kansas	Roy Williams	1989-2003	Northwest Mo. St.	Hank Iba	1930-33
Kansas St.	Jack Gardner	1940-42, 47-53	Northwestern	Dutch Lonborg	1928-50
Kentucky	Joe B. Hall	1973-85	Northwestern	Harold Olson	1951-52
Kentucky	Rick Pitino	1990-97	Notre Dame	George Keogan	1924-43
Kentucky	Adolph Rupp	1931-52, 54-72	Notre Dame	Elmer Ripley	1946
Kentucky	Tubby Smith	1998-2005	Ohio	Larry Hunter	1990-2001
Kentucky	Eddie Sutton	1986-89	Ohio St.	Eldon Miller	1977-86
Kentucky St.	John McLendon	1964-66	Ohio St.	Harold Olson	1923-46
Knox	Sam Barry	1919-22	Ohio St.	Lynn St. John	1912-19
La Salle	Ken Loeffler	1950-55	Ohio St.	Fred Taylor	1959-76
La Salle	Dudey Moore	1959-63	Ohio St.	Gary Williams	1987-89
Lafayette	Tom Davis	1972-77	Ohio Wesleyan	Lynn St. John	1910-11
Lamar	Billy Tubbs	1977-80, 2004-05	Oklahoma	Bruce Drake	1939-55
Lehigh	Pete Carril	1967	Oklahoma	Billy Tubbs	1981-94
Long Beach St.	Lute Olson	1974	Oklahoma City	Abe Lemons	1956-73, 84-90
Long Beach St.	Jerry Tarkanian	1969-73	Oklahoma St.	Hank Iba	1935-70
Long Island	Clair Bee	1932-43, 46-51	Oklahoma St.	Eddie Sutton	1991-2005
Louisville	Denny Crum	1972-2001	Old Dominion	Tom Young	1986-91
Louisville	Fred Enke	1924-25	Oregon	Howard Hobson	1936-44, 46-47
Louisville	Peck Hickman	1945-67	Oregon St.	Slats Gill	1929-64
Louisville	Rick Pitino	2002-05	Oregon St.	Ralph Miller	1971-89
Loyola (Ill.)	George Ireland	1952-75	Ottawa	Arthur Schabinger	1917-20
Loyola (Ill.)	Leonard Sachs	1924-42	Pacific Lutheran	Marv Harshman	1946-58
Lycoming	Edward Hickox	1906	Penn	Edward McNichol	1921-30
Marquette	Eddie Hickey	1959-64	Penn St.	John Lawther	1937-49
Marquette	Rick Majerus	1984-86	Pepperdine	Gary Colson	1969-79
Marquette	Al McGuire	1965-77	Pepperdine	Jim Harrick	1980-88
Marshall	Cam Henderson	1936-55	Phillips	Everett Shelton	1924-26
Maryland	Lefty Driesell	1970-86	Pittsburgh	Doc Carlson	1923-53
Maryland	Gary Williams	1990-2005	Presbyterian	Norm Sloan	1952-55
Massachusetts	John Calipari	1989-96	Princeton	Pete Carril	1968-96
McPherson	Dutch Lonborg	1922-23	Providence	Rick Pitino	1986-87
Memphis	Gene Bartow	1971-74	Purdue	Ralph Jones	1910-12
Memphis	John Calipari	2001-05	Purdue	Gene Keady	1981-2005
Merchant Marine	Ed Jucker	1946-47	Purdue	Piggy Lambert	1917, 19-46
Miami (Fla.)	Bill C. Foster	1986-90	Purdue	Lee Rose	1979-80
Michigan	Steve Fisher	1989-97	Purdue	Fred Schaus	1973-78
Michigan St.	Forddy Anderson	1955-65	Regis (Colo.)	Joe B. Hall	1960-64
Michigan St.	Jud Heathcote	1977-95	Rensselaer	Ed Jucker	1949-53
Michigan St.	Tom Izzo	1996-2005	Rhode Island	Jim Harrick	1998-99
Michigan St.	Pete Newell	1951-54	Rhode Island	Frank Keaney	1921-48
Minnesota	John Kundla	1960-68	Rhode Island	Tom Penders	1987-88
Missouri	Walter "Doc" Meanwell	1918, 20	Rider	Clair Bee	1929-31
Missouri	Norm Stewart	1968-99	Ripon	Harold Olson	1920-22
Montana	Jud Heathcote	1972-76	Rollins	Ed Jucker	1973-77
Montana	Mike Montgomery	1979-86	Rutgers	Tom Young	1974-85
Montana St.	G. Ott Romney	1923-28	Sacramento St.	Everett Shelton	1960-68
Mt. St. Mary's	James Phelan	1955-2003	San Diego	Phil Woolpert	1963-69
Muhlenberg	Alvin "Doggie" Julian	1937-45	San Diego St.	Steve Fisher	2000-05
Muskingum	Cam Henderson	1920-23	San Francisco	Pete Newell	1947-50
Navy	Ben Carnevale	1947-66	San Francisco	Phil Woolpert	1951-59
Navy	Don DeVoe	1993-2004	Shorter	Bill C. Foster	1963-67
New Mexico	Gary Colson	1981-88	Siena Heights	Ben Braun	1978-85
New Mexico St.	Lou Henson	1967-75, 98-2005	South Ala.	Cliff Ellis	1976-84
New York U.	Howard Cann	1924-58	South Carolina	Frank McGuire	1965-80
North Carolina	Ben Carnevale	1945-46	South Carolina St.	Ben Jobe	1969-73
North Carolina	Frank McGuire	1953-61	South Fla.	Lee Rose	1981-86
North Carolina	Dean Smith	1962-97	Southern California	Sam Barry	1930-50
North Carolina	Roy Williams	2004-05	Southern Ore.	Howard Hobson	1933-35
North Carolina Col.	John McLendon	1941-52	Southern U.	Ben Jobe	1987-96, 2002-03
North Carolina St.	Everett Case	1947-65	Southwestern Okla.	Edward Hickox	1907

School	Name	Years
Southwestern (Tex.)	Billy Tubbs	1972-73
Springfield	John Bunn	1947-56
Springfield	Edward Hickox	1927-42
Springfield	Edward Steitz	1957-66
St. John's (N.Y.)	Lou Carnesecca	1966-70, 74-92
St. John's (N.Y.)	Harry Fisher	1910
St. John's (N.Y.)	Edward Kelleher	1922
St. John's (N.Y.)	Joe Lapchick	1937-65
St. John's (N.Y.)	Frank McGuire	1948-52
St. Joseph's	Jack Ramsay	1956-66
St. Louis	Eddie Hickey	1948-58
St. Louis	George Keogan	1916
St. Thomas	George Keogan	1918
St. Thomas (Minn.)	John Kundla	1947
Stanford	John Bunn	1931-38
Stanford	Tom Davis	1983-86
Stanford	Everett Dean	1939-43, 46-51
Stanford	Mike Montgomery	1987-2004
Stephen F. Austin	Harry Miller	1979-88
Stetson	Glenn Wilkes	1958-93
Stony Brook	Rollie Massimino	1970-71
Syracuse	Lew Andreas	1925-50
Syracuse	Jim Boenheim	1977-2005
Syracuse	Edmund Dollard	1912-24
Talladega	Ben Jobe	1965-67
TCU	Francis Schmidt	1930-34
TCU	Billy Tubbs	1995-2002
Temple	John Chaney	1983-2005
Temple	Harry Litwack	1953-73
Temple	James Usilton	1927-39
Tennessee	Don DeVoe	1979-89
Tennessee	Ray Mears	1963-77
Tennessee St.	John McLendon	1955-59
Tex.-Pan American	Abe Lemons	1974-76
Texas	Abe Lemons	1977-82
Texas	Tom Penders	1989-98
Texas A&M	Ken Loeffler	1956-57
Texas Southern	Davey Whitney	1965-69
Texas Tech	Bob Knight	2002-05
Toledo	Harold Anderson	1935-42
Transylvania	C.M. Newton	1956-68
Transylvania	Lee Rose	1965-75
Tufts	Tom Penders	1972-74
Tulane	Clifford Wells	1946-63
Tulsa	Nolan Richardson	1981-85
Tulsa	Francis Schmidt	1916-22
Tulsa	Tubby Smith	1992-95
Tuskegee	Ben Jobe	1997-2000
UAB	Gene Bartow	1979-96
UCLA	Gene Bartow	1976-77

School	Name	Years
UCLA	Larry Brown	1980-81
UCLA	Jim Harrick	1989-96
UCLA	John Wooden	1949-75
UNLV	Rollie Massimino	1993-94
UNLV	Jerry Tarkanian	1974-92
Utah	Jack Gardner	1954-71
Utah	Rick Majerus	1990-2004
Utah	Vadal Peterson	1928-53
UTEP	Don Haskins	1962-99
Valdosta St.	Gary Colson	1959-68
Valparaiso	Gene Bartow	1965-70
Valparaiso	Homer Drew	1989-2005
Valparaiso	George Keogan	1920-21
Vanderbilt	C.M. Newton	1982-88
Villanova	Rollie Massimino	1974-92
Virginia	Henry "Pop" Lannigan	1906-29
Virginia Tech	Don DeVoe	1972-76
Virginia Tech	Bill C. Foster	1992-97
Wabash	Ralph Jones	1905-09
Wagner	Elmer Ripley	1923-25
Walsh	Bob Huggins	1981-83
Washburn	Dutch Lonborg	1924-27
Washington	Hec Edmundson	1921-47
Washington	Marv Harshman	1972-85
Washington St.	Marv Harshman	1959-71
Wesleyan (Conn.)	Emil Liston	1919
West Virginia	Gale Catlett	1979-2002
West Virginia	Fred Schaus	1955-60
Western Ky.	Ed Diddle	1923-64
Western Ky.	Gene Keady	1979-80
Western Mich.	Eldon Miller	1971-76
Western St. (Colo.)	Harry Miller	1953-58
Westminster (Pa.)	John Lawther	1927-36
Wichita St.	Harry Miller	1972-78
Wichita St.	Ralph Miller	1952-64
Winston-Salem	Clarence "Bighouse" Gaines	1947-94
Wis.-Superior	George Keogan	1913-14
Wisconsin	Bud Foster	1935-59
Wisconsin	Walter "Doc" Meanwell	1912-17, 21-34
Wittenberg	Larry Hunter	1977-89
Wittenberg	Ray Mears	1957-62
Wittenberg	Eldon Miller	1963-70
Wooster	Lynn St. John	1903-09
Wyoming	Don DeVoe	1977-78
Wyoming	Everett Shelton	1940-43, 45-59
Yale	Howard Hobson	1948-56
Yale	Ken Loeffler	1936-42
Yale	Elmer Ripley	1930-35

The NCAA salutes
360,000
student-athletes
participating in
23 sports
at 1,000
member institutions

