

Widener University



2005 ECAC
South Atlantic Bowl Champions

—2006—
Football

MEDIA INFORMATION

GENERAL INFORMATION

Press releases, feature material, photographs or other information can be obtained by contacting Sports Information Director Derek Crudele at 610-499-4436 or dacrudele@mail.widener.edu.

CREDENTIALS

Credentials for Widener football games can be arranged by contacting the Sports Information Office. All passes may be picked up at the ticket booth on game day and must be visible at all times. Those with sideline passes may not pass in front of either team or their benches. Credentials are limited to working media only and must be requested no later than the Monday of game week.

RADIO

Those wishing to broadcast from the press box *MUST* contact Sports Information Director Derek Crudele at 610-499-4436 or dacrudele@mail.widener.edu. This request *MUST* be made no later than the Monday of game week. *TWO* phone lines are available on a first-come, first-serve basis.

MEDIA INFORMATION / INTERVIEWS

Media notes, media guides, programs, halftime stats, final stats and a full book of the game will be available to all media. After every game, coach David Wood and selected players will be available for interviews. Following a 10-minute "cooling-off" period, coach Wood will field questions in his office followed by the players in the locker room. All media requests will be handled within the locker room and not outside. If you wish to interview a specific player after the game, please notify Sports Information Director Derek Crudele. At home games, media members are asked to enter the Quick Stadium press box through the door furthest from the scoreboard. (If you are walking up the bleachers toward the press box with your back to the field, it is the door on your left. Thanks for your cooperation.)

DIRECTIONS TO LESLIE C. QUICK JR. STADIUM

From Blue Route South (Interstate-476 South): Take Exit 1 to MacDade Blvd. West. Turn left at Bullens Lane (first light). Go to the second stop sign and turn right. Edith R. Dixon Field is the first field after the gate. Continue past the field to the main parking lot. Schwartz Center is directly in front and Leslie C. Quick Jr. Stadium is to the right.
From Interstate-95: Take Exit 7 (Interstate-476) and immediately get off Exit 1 for MacDade Blvd. West. Turn left at Bullens Lane (second light). Go to the second stop sign and turn right. Edith R. Dixon Field is the first field after the gate. Continue past the field to the main parking lot. Schwartz Center is directly in front and Leslie C. Quick Jr. Stadium is to the right.

MEDIA CONTACTS

Associated Press

1835 Market St #1700
Philadelphia, PA 19103
215-561-1133 (o)
215-561-3544 (f)

Delaware County Daily Times

500 Mildred Avenue
Primos, PA 19018
610-622-8880 (o)
610-622-8059 (f)

Philadelphia Daily News

PO Box 7788
Philadelphia, PA 19101
215-854-5700 (o)
215-854-5524 (f)

Philadelphia Inquirer

PO Box 7788
Philadelphia, PA 19101
215-854-4550 (o)
215-854-4564 (f)

Don Hansen's National Weekly Football Gazette

PO Box 305
Westmont, IL 60559-0305
630-964-1105 (f)

WPVI-TV 6 (ABC)

4100 City Line Avenue
Philadelphia, PA 19131
215-581-4595 (o)
215-581-4530 (f)

WTFX-TV 29 (FOX)

330 Market Street
Philadelphia, PA 19106
215-923-6397 (o)
215-592-1535 (f)

PHILADELPHIA SPORTS WRITERS LUNCHEON

Head Coach David Wood is available each Wednesday at the 12:00 pm luncheon for interviews. The luncheons will be held at...

University of Pennsylvania

September 6, 20
October 4, 18
November 1, 15

Wilmington News Journal

PO Box 15505
Wilmington, DE 19850-5505
302-324-2805 (o)
302-324-5509 (f)

Norristown Times Herald

PO Box 591
Norristown, PA 19404-9980
610-272-2322 (o)
610-272-0660 (f)

Camden Courier Post

PO Box 5300
Cherry Hill, NJ 08034
856-486-2424 (o)
856-663-3190 (f)

D3Football.com

406 N. Argonne Ave.
Sterling, VA 20164
info@d3football.com

KYW-TV 3 (CBS)

5th and Market Streets
Philadelphia, PA 19106
215-238-4646 (o)
215-238-4786 (f)

WCAU-TV 10 (NBC)

10 Monument Road
Bala Cynwyd, PA 19004
610-668-5660 (o)
610-668-3706 (f)

Comcast SportsNet

1 Wachovia Complex
Philadelphia, PA 19148
215-952-5308 (o)
215-952-5953 (f)

Villanova University

September 13, 27
October 11, 25
November 8

TABLE OF CONTENTS

Media Information	IFC
Table of Contents / Quick Facts	1
2006 Roster	2-4
Head Coach David Wood	5
Assistant Coaches	6-8
2006 Preview	9-10
The 2006 Pioneers	11-14
2005 Stats / Results	15-16
2005 Recaps	17-22
Middle Atlantic Conference	23
Award Winners	24
Pro Signings / Honor Roll	25
All-Americans	26
Records	27-30
Year-by-Year Leaders	31
NCAA Tournament Records	32
1977, 1981 National Champions	33
2006 Opponents	34-37
Widener vs.	38
Year-by-Year Results	39-44
Leslie C. Quick Jr. Stadium	45
Administration	46
Athletic Training / Equipment	47
Facilities	48
Widener University	IBC

GENERAL INFORMATION

Location	One University Place / Chester, PA 19013
Enrollment	2,350 undergraduates
Founded	1821, Wilmington, DE
Colors	Widener Blue & Gold
Nickname	Pioneers
Affiliation	NCAA (Division III)
Conference	Middle Atlantic
Stadium	Leslie C. Quick Jr. Stadium (1994)
.....	Capacity: 4,000, Surface: FieldTurf
2005 Records	8-3 (6-3 MAC, 3rd)
Offensive Set / Defensive Set	Multiple / 3-4
Starters Returning	Offense 6, Defense 8
Letterwinners Returning	66

ADMINISTRATION

President	Dr. James T. Harris III
Athletic Director	Jack Shafer
Senior Woman Administrator	Larissa Gillespie '98, M '00
Assistant Athletic Director	TBA
Head Athletic Trainer (Football)	A.J. Duffy III, MS, ATC, PT
Team Physician	Dr. L. Luke Cellini '59
Team Orthopaedic Consultant	Dr. James M. Zurbach
Equipment Manager (Football)	Johnathan Katona
Administrative Assistant (Football)	Carol Farnan
Office Phone	610-499-4444
Sports Information Director	Derek Crudele
Office Phone / Fax	610-499-4436 / 4481
Cell	215-880-4377
E-Mail	dacrudele@mail.widener.edu
Press Box Phone	610-499-4571
Press Box Radio Lines	610-499-4537 / 4538
Sports Information Line	610-499-4600 (6)
Web Address	www.widener.edu/athletics

FOOTBALL FACTS

Head Coach	David Wood
Alma Mater	Widener '91, M '93
Office Phone	610-499-4665
E-Mail Address	duwood@mail.widener.edu
Record Overall and at Widener	19-12 (3)
Assistants	
.....	Billy Adams, running backs
.....	John Amendt, secondary
.....	Brian Fox, assistant wide receivers
.....	Gary Long, tight ends
.....	Mike Guille, outside linebackers
.....	Mike Heath, offensive line
.....	Bob Napp, wide receivers
.....	Chris Ostrowsky, offensive coordinator/quarterbacks
.....	Brian Sheridan, inside linebackers/special teams coordinator
.....	Jack Signor, defensive line
Graduate Assistants	
.....	John DeCarlo, assistant offensive line
.....	Zach Richards, safeties



Khalee Prothro

NCAA Division III Champions (2): 1977, 1981

NCAA Tournament Appearances (11): 1975, 1977, 1979, 1980, 1981, 1982, 1988, 1994, 1995, 2000, 2001

Middle Atlantic Conference Champs (16): 1958, '75, '77, '78, '79, '80, '81, '82, '84, '87, '88, '94, '95, 2000, '01, '02

ECAC Champions (1): 2005

Undefeated Regular Seasons (10): 1888, 1909, 1913, 1934, 1954, 1975, 1979, 1980, 1981, 2001


2006 ROSTER

No.	Name	Cl.	Pos.	Ht.	Wt.	Hometown/Previous School	Alphabetical		
1	Todd Fairlie	Sr.	S	5-9	165	Broomall, PA/Marple Newtown	42	Albert Anthony	FB
2	Mike Schmidt	Jr.	WR	6-0	160	Claymont, DE/Howard	60	Justin Barbely	OL
3	Tom Laurich	Jr.	K/P	5-11	167	Warminster, PA/Archbishop Wood	88	Morgan Barkman	WR
4	Orlando Brown II	Jr.	CB	6-2	185	Wilmington, DE/Howard	27	Adam Barnes	CB
5	Jamie Schild	Sr.	WR	6-2	200	Fairport, NY/RIT	21	Bruce Berry	S
6	Julian Cruz	Fr.	RB	5-8	190	Montclair, NJ/Montclair	51	Patrick Brady	ILB
7	Tom Creighton	So.	WR	6-0	165	Springfield, PA/Cardinal O'Hara	4	Orlando Brown II	CB
8	Shawn Wister	Jr.	S	5-8	185	Hammonton, NJ/St. Joseph's (Hammonton)	80	Cullen Burke	WR
9	Gus Lopez	So.	S	6-0	200	West New York, NY/Memorial	16	Bill Calhoun	WR
10	Cory Hammond	So.	QB	6-0	200	Parlin, NJ/Sayreville War Memorial	15	Matt Campbell	QB
11	Matt Yost	Jr.	OLB	6-0	215	Nazareth, PA/Nazareth Area	19	Todd Cannon	S
12	TD Davis	So.	CB	6-3	160	Reisterstown, MD/Franklin	86	Kevin Carroll	TE
13	Robert McHugh	Sr.	K/P	6-4	230	Philadelphia, PA/Bishop McDevitt	63	Mike Chambers	OL
14	Frank D'Angelo	So.	K	5-11	165	Wallingford, PA/Cardinal O'Hara	76	Cris Collazos	OL
15	Matt Campbell	Jr.	QB	6-3	220	Broomall, PA/Cardinal O'Hara	70	Tim Conneen	DE
16	Bill Calhoun	Jr.	WR	5-10	175	Maple Shade, NJ/Maple Shade	7	Tom Creighton	WR
17	Adam Parcell	Sr.	QB	6-1	230	Norwood, PA/Interboro	24	Sumiala Crowther	CB
19	Todd Cannon	Fr.	S	6-2	215	West Chester, PA/Cardinal O'Hara	6	Julian Cruz	RB
20	Vincent Port	Fr.	WR	5-11	150	Folcroft, PA/Monsignor Bonner	56	Greg Custer	ILB
21	Bruce Berry	Jr.	S	6-0	195	Upper Darby, PA/Monsignor Bonner	14	Frank D'Angelo	K
22	John Martorell Jr.	Jr.	CB	5-10	175	Aston, PA/Chichester	12	TD Davis	CB
23	Mike Dayton	So.	CB	5-8	175	Norristown, PA/Kennedy-Kenrick	23	Mike Dayton	CB
24	Sumiala Crowther	So.	CB	5-11	190	Mount Laurel, NJ/Lenape	36	Ian Decker	FB
25	Kevin Fisher	Fr.	WR	5-10	180	Abingdon, MD/Bel Air	52	Carroll Dixon	ILB
26	Khalee Prothro	So.	RB	5-7	155	Sutherland, VA/Dinwiddie	59	Michael Fagnani	OL
27	Adam Barnes	So.	CB	5-10	177	Dover, PA/Dover	1	Todd Fairlie	S
28	Anthony Romano	So.	FB	6-0	240	Pittsgrove, NJ/Schalick	81	Mike Falkenstein	WR
29	Steve Matus	So.	RB	5-8	220	Sparta, NJ/Lenape Valley	49	Eric Feinschil	ILB
30	Zach Smith	So.	S	6-1	190	Boyertown, PA/Boyertown	25	Kevin Fisher	WR
31	Scott Monestime	So.	RB	5-10	200	Sayreville, NJ/Sayreville	93	Jim Fitzgerald	DE
32	James Williams	Fr.	ILB	6-0	215	Boothwyn, PA/Chichester	84	Sean Forsyth	OLB
33	Jesse Jayne	So.	FB	5-9	230	Milford, PA/Delaware Valley	99	Marquise Foster	DL
34	Corey Howard	Jr.	OLB	5-10	220	Chester, PA/Pennsbury	85	Tom Gallo	DE
35	Tim Kilkenny	So.	TE	6-2	235	Doylestown, PA/Archbishop Wood	10	Cory Hammond	QB
36	Ian Decker	Fr.	FB	5-11	225	Phillipsburg, NJ/Phillipsburg	79	Tim Heron	OL
37	Anthony Sparano	Jr.	S	5-9	170	Ocean City, NJ/St. Augustine	95	Nate Higgins	DL
38	Fritzie Purverge	So.	FB	5-9	225	Good Counsel	34	Corey Howard	OLB
39	Steve Kovitch	Jr.	ILB	6-1	220	Wyoming, PA/Wyoming Area	74	Phillip Hudson	DE
40	Mike McFadden	Jr.	ILB	5-11	235	Media, PA/Penncrest	33	Jesse Jayne	FB
41	Daniel MacDonald	Jr.	OLB	6-0	210	Pine Hill, NJ/Overbrook	97	Joe Jones	DE
42	Albert Anthony	Jr.	FB	5-6	215	Potomac, MD/Milton Hershey School	91	Mo Kabba	DL
43	Mike Marotta	So.	OLB	5-10	219	Aston, PA/Cardinal O'Hara	35	Tim Kilkenny	TE
44	Joseph Meringolo	Jr.	OLB	6-2	205	Dix Hills, NY/Commack	39	Steve Kovitch	ILB
45	Scott Taylor	Fr.	ILB	6-2	225	Ridley Park, PA/Cardinal O'Hara	77	Max Labowitz	OL
46	Kevin Wisniewski	Jr.	TE	6-0	224	Cherry Hill, NJ/Cherry Hill West	82	Samuel Ladd	WR
47	Joe O'Shea	Jr.	DE	6-0	230	Springfield, PA/Springfield	3	Tom Laurich	K/P
48	Keith Wilson	So.	S	6-0	200	Yardley, PA/Pennsbury	50	Justin Leipter	OL
49	Eric Feinschil	So.	ILB	6-2	225	Philadelphia, PA/William Penn Charter	55	HJ Lombardi	ILB
							9	Gus Lopez	S
							41	Daniel MacDonald	OLB
							43	Mike Marotta	OLB
							22	John Martorell Jr.	CB
							29	Steve Matus	RB
							64	Sean McAleer	OL
							72	Mike McCarthy	ILB
							53	Matthew McFadden	OL
							40	Mike McFadden	ILB

Widener

2006 ROSTER

50	Justin Leipert	Fr.	OL	6-2	260	Marlton, NJ/Cherokee	13	Robert McHugh	K/P
51	Patrick Brady	So.	ILB	6-2	238	Glenolden, PA/Academy Park	65	Brian McNichol	OL
52	Carroll Dixon	Sr.	ILB	6-1	225	Baltimore, MD/North County	44	Joseph Meringolo	OLB
53	Matthew McFadden	Fr.	OL	6-3	245	Richboro, NJ/Archbishop Wood	78	Jason Mertz	OL
54	Adam Wiley	So.	OLB	6-2	220	Dover, PA/Dover	94	Brandon Mobley	DE
55	HJ Lombardi	Sr.	ILB	5-8	215	Mahwah, NJ/Northern Highlands	31	Scott Monestime	RB
56	Greg Custer	So.	ILB	6-0	210	Moorestown, NJ/Moorestown	96	Brett Morreale	DL
58	Evan Snyderman	Sr.	DE	6-1	222	Bristol, PA/Conwell-Egan Catholic	62	Jacob Munick	OL
59	Michael Fagnani	Jr.	OL	6-3	300	Doylestown, PA/C.B. West	47	Joe O'Shea	DE
60	Justin Barbely	Sr.	OL	6-0	265	North Brunswick, NJ/South Brunswick	17	Adam Parcell	QB
61	Josh Weiss	Fr.	OL	6-2	275	Glassboro, NJ/Glassboro	73	Joe Pipczynski	OL
62	Jacob Munick	Fr.	OL	6-2	285	Narbeth, PA/Lower Merion	20	Vincent Port	WR
63	Mike Chambers	So.	OL	6-1	290	Media, PA/Penncrest	98	Dan Powell	DE
64	Sean McAleer	Jr.	OL	6-3	280	Voorhees, NJ/Eastern Regional	26	Khalee Prothro	RB
65	Brian McNichol	Fr.	OL	6-3	255	Wyomissing, PA/Wyomissing	38	Fritzie Purverge	FB
66	Charles Ridewood	Jr.	OL	5-10	230	Glenolden, PA/Interboro	66	Charles Ridewood	OL
67	Terry Woolverton Jr.	Fr.	OL	6-1	265	Ewing, NJ/Ewing	28	Anthony Romano	FB
68	Bart Troiano	So.	OL	6-0	300	Malvern, NY/Valley Stream Central	87	Jamie Ross	WR
69	Keith Terlizzi	Jr.	DL	5-10	250	Port Jefferson, NY/Comsewogue	71	Nick Sarro	OL
70	Tim Conneen	Fr.	DE	6-4	256	Morton, PA/Cardinal O'Hara	5	Jamie Schild	WR
71	Nick Sarro	Jr.	OL	5-10	250	Philadelphia, PA/Roman Catholic	2	Mike Schmidt	WR
72	Mike McCarthy	Sr.	ILB	5-11	244	East Brunswick, NJ/East Brunswick	30	Zach Smith	S
73	Joe Pipczynski	So.	OL	6-2	250	Riverhead, NY/Riverhead	58	Evan Snyderman	DE
74	Phillip Hudson	Fr.	DE	6-1	225	Newark, DE/Newark	90	Josh Sorsby	DE
75	Chris Waldron	Fr.	OL	6-2	285	Allentown, PA/Allentown Cent. Catholic	37	Anthony Sparano	S
76	Cris Collazos	So.	OL	6-0	295	Elizabeth, NJ/Elizabeth	45	Scott Taylor	ILB
77	Max Labowitz	Fr.	OL	6-5	285	Bala Cynwyd, PA/Lower Merion	69	Keith Terlizzi	DL
78	Jason Mertz	So.	OL	6-4	275	Pottstown, PA/Pottstown	68	Bart Troiano	OL
79	Tim Heron	So.	OL	6-2	350	Newark, DE/Newark	83	Mike Ungarino	TE
80	Cullen Burke	So.	WR	5-11	185	Drexel Hill, PA/Upper Darby	75	Chris Waldron	OL
81	Mike Falkenstein	Sr.	WR	6-2	200	Newark, DE/St. Mark's	61	Josh Weiss	OL
82	Samuel Ladd	Jr.	WR	6-1	193	Philadelphia, PA/Northeast Catholic	54	Adam Wiley	OLB
83	Mike Ungarino	So.	TE	6-3	193	Swarthmore, PA/Ridley	32	James Williams	ILB
84	Sean Forsyth	Fr.	OLB	6-3	210	North Wales, PA/Archbishop Wood	48	Keith Wilson	S
85	Tom Gallo	Jr.	DE	6-2	260	Swedesboro, NJ/Kingsway	46	Kevin Wisniewski	TE
86	Kevin Carroll	So.	TE	6-1	240	Flanders, NJ/Roxbury	8	Shawn Wister	S
87	Jamie Ross	So.	WR	6-4	185	Philadelphia, PA/Olney	92	James Woodley	DL
88	Morgan Barkman	Fr.	WR	6-0	175	Reston, VA/South Lakes	67	Terry Woolverton Jr.	OL
90	Josh Sorsby	Fr.	DE	6-4	215	Waldorf, MD/Westlake	11	Matt Yost	OLB
91	Mo Kabba	Sr.	DL	6-0	290	Mattapan, MA/Milton Hershey			
92	James Woodley	Fr.	DL	6-1	285	Pittsgrove, NJ/Schalick			
93	Jim Fitzgerald	Jr.	DE	6-0	245	Philadelphia, PA/Father Judge			
94	Brandon Mobley	Fr.	DE	5-11	240	East Petersburg, PA/Hempfield			
95	Nate Higgins	Fr.	DL	6-2	285	Newtown Square, PA/Cardinal O'Hara			
96	Brett Morreale	Fr.	DL	6-0	285	Coral Springs, FL/North Broward Prep			
97	Joe Jones	So.	DE	6-0	250	Pennsville, NJ/Pennsville			
98	Dan Powell	Sr.	DE	6-4	215	Baltimore, MD/Baltimore City College			
99	Marquise Foster	So.	DL	6-0	288	Wyndmoor, PA/Springfield			
	Matthew Ambrosine	Fr.	S	5-11	160	Ridley Park, PA/West Catholic			



Adam Parcell

2006 ROSTER

Widener

Edward Augustin	Fr.	DE	6-1	230	West Chester, PA/Henderson
Royal Bacote	Fr.	CB	6-0	160	Reisterstown, MD/Franklin
Marc Bandola	Fr.	WR	5-9	150	Clarksburg, NJ/Notre Dame
Shane Bigelow	Fr.	OL	6-2	325	Ocean City, NJ/Ocean Twsp.
Frank Bizzari	Fr.	RB	5-8	165	Lansdowne, PA/Monsignor Bonner
Charles Bradley	Fr.	WR	6-0	180	Newtown Square, PA/Great Valley
Nathan Breen	Fr.	QB	5-11	183	Boynton Beach, FL/Park Vista
Daniel Breslin	Fr.	OL	5-7	250	Havertown, PA/Haverford
Cody Cartledge	Jr.	RB	5-7	165	Levittown, PA/Neshaminy
Scott Casten	Fr.	TE	6-3	207	Newtown, PA/Notre Dame
Derrick Cooper	Fr.	S	5-9	185	Cherry Hill, NJ/Camden Catholic
Joe Devine	So.	FB	5-9	206	Wilmington, DE/Archmere
Jabari Devonish	So.	DL	6-0	250	Brooklyn, NY/Nazareth
Harry Duke Jr.	Fr.	CB	5-10	170	Aston, PA/Cardinal O'Hara
Vaughn Dunston	Fr.	DL	6-1	340	Victor, NY/Victor Central
Joseph Falkenstern	Fr.	CB	5-10	170	Northvale, NJ/Northern Valley Tappan
Tom Fien	Jr.	WR	6-2	195	Millville, NJ/Millville
Marvin Fitchett Jr.	Fr.	CB	5-9	170	Philadelphia, PA/London Central
Jed Fitz	So.	QB	6-0	210	Upper Black Eddy, PA/Palisades
Jim Forsythe	Fr.	TE	6-3	235	West Chester, PA/Henderson
Kyle Fricke	Fr.	RB	5-11	190	Blue Point, NY/Bayport Blue Point
Wesley Harrison	Fr.	QB	6-0	165	Newark, DE/St. Elizabeth
Salah Hawkins	Fr.	RB	5-7	153	Wilmington, DE/McKean
James Heck	Fr.	S	5-9	185	Harrington Park, NJ/Northern Val. Reg.
Max Holiday	So.	DE	6-0	260	Lincoln University, PA/Oxford
Frederick Johnson	Fr.	OLB	5-11	182	Prospect Park, PA/Interboro
Courtney Kersaint	Fr.	OLB	5-10	207	Ewing, NJ/Ewing
Kevin Kohn	Fr.	P/K	5-7	160	Morristown, NJ/Morristown
Thomas LeVasseur	Fr.	P	5-8	175	Springfield, PA/Springfield
Daniel Lull	Fr.	QB	5-11	170	East Hanover, NJ/Hanover Park
Michael Mailey	So.	S	6-0	180	Magnolia, DE/Polytechnical
David Marguglio	Fr.	K/P	6-0	215	Grenloch, NJ/Washington Twsp.
Michael Mascino	Fr.	DE	6-2	250	Gloucester, NJ/Gloucester Catholic
Ryan McCarthy	Fr.	OLB	6-2	228	Waterford, NJ/Paul VI
Chris Minick	Fr.	WR	5-11	175	Norristown, PA/Norristown
Alex Mundy	Fr.	OL	5-9	190	Primos, PA/Upper Darby
Brian Pastor	Fr.	WR	6-1	195	Chambersburg, PA/Chambersburg
Benjamin Paul	Fr.	WR	6-1	170	St. Petersburg, FL/Keswick Christian
Daniel Phelps	Fr.	WR	6-0	180	Thorofare, NJ/West Deptford
Greg Rice	Fr.	OLB	5-11	187	Marcus Hook, PA/Chichester
Patrick Santoni	Jr.	FB	5-9	215	Limerick, PA/Spring-Ford
William Schroeder	Fr.	OLB	5-11	200	Rockville Centre, NY/Holy Trinity
Tim Shaub	Fr.	TE	6-3	210	Ewing, NJ/Ewing
Leslie Shropshire	Fr.	RB	5-7	155	Lawrence, NJ/Lawrence
Michael Stymiest	Fr.	CB	5-10	175	Lansdowne, PA/Monsignor Bonner
David Sylvester	Fr.	WR	5-10	165	New Castle, DE/Delcastle Tech
Ray Townsend	Fr.	DE	6-0	220	Ewing, NJ/Ewing
Robert Trotta Jr.	Fr.	OLB	5-10	185	Manahawkin, NJ.Southern
Albert Washington	Fr.	OLB	6-0	215	Pleasantville, NJ/St. Joseph's (Hammonton)



Head Coach David Wood



Mo Kabba

David Wood • Head Coach



Head coach David Wood has been a part of something very special at Widener University, serving as a player, assistant coach and head coach over 18 of the last 19 years. In three seasons as head coach, he has built something very special and looks to continue that success in a new year.

The only alum in the 126-year history of the program to coach the football team, Wood molded all the pieces into place in 2005 with a memorable campaign. The Pioneers amassed an 8-3 record, capturing the ECAC South Atlantic Bowl for the school's first postseason title since 1981.

His likeable personality and strong leadership skills have helped him carve a niche into one of the area's most successful programs. This has helped pave the way for bigger and better things to occur down the road. With plenty of resources at his disposal, Wood has the program headed in the right direction.

The 21st coach in school history, Wood boasts a 19-12 record over three seasons. The Pioneers last season notched a second straight campaign with a five-game winning streak and just the school's fifth undefeated season at Leslie C. Quick Jr. Stadium.

Wood's credentials are not limited to Widener. He served last July as a featured coach in Hohenfels, Germany at the Team USA American Football Camp. In this role, he gave expert evaluations and lessons to some of the best players and coaches in America.

He begins a term this season as the Middle Atlantic Conference's NCAA representative. Wood also for the second time participated in Pete Carroll's USC Football Camp.

Wood is a two-time Middle Atlantic Conference All-Star, receiving citations as a Champion USA Division III All-American and GTE Academic All-District player as a senior. He helped Widener to its second straight Middle Atlantic Conference pass defense title and a No. 12 Division III ranking in 1990.

After graduation, Wood was an assistant coach for the Pioneers working with the defensive backs, running backs, linebackers and special teams from 1991-1995. He spent 1996 as the running backs coach at Division I-AA powerhouse Lehigh University before returning to Widener in 1997 as defensive coordinator, a position he still holds.

In his role as defensive coordinator, the Pioneers have been one of the best units in the country against the run. The defense in 1998 led the nation in allowing just 31.4 yards per game on the ground. The rushing defense enjoyed consecutive top six national rankings in rushing defense, with the last coming in 2002 with a mark of 73.4 yards per game. During the 1998 season, the defense shattered the school record

with 73 sacks and ranked seventh nationally in total defense after allowing 226.1 yards per game. Four different times that season, the Pioneers held opponents to negative yards on the ground, including a school record minus-43 yards at Delaware Valley.

Wood also is the university's head golf coach. Under his direction, the Pioneers enjoyed its highest finish in school history

with a second-place finish in 2002. During that year, Jeff Flynn won the individual title at the Middle Atlantic Conference Championship and was subsequently named conference Player of the Year. He was Widener's first conference champion in the sport.

Outside of Widener, Wood is a member of the National Register's Who's Who in Executives and Professionals and also is treasurer of the Delaware County Literacy Council Board of Directors.

A three-year defensive starter for the Pioneers, Wood graduated from Widener in 1991 with a Bachelor of Science degree in Accounting and received a Master of Taxation degree from the University in 1993.

A native of Yeadon, Wood was one of Delaware County's leading rushers with an average of 5.7 yards per carry at Penn Wood High School in 1986.

Wood resides in Boothwyn with his wife Deanna and sons David, 7, Matthew, 6, and Christopher, 2.



Deanna and David Wood with Christopher, Matthew and David

David Wood's Resume

1991-95	Widener University	Assistant Coach Defensive Backs Running Backs Linebackers Special Teams Coord.
1996.....	Lehigh University	Assistant Coach Running Backs
1997-2002..	Widener University	Assistant Coach Defensive Coord.
2003-pres. ...	Widener University	Head Coach Defensive Coord.

David Wood Year-by-Year

2003	5-5
2004	6-4
2005 %.....	8-3
Total	19-12
% ECAC Champions	



Chris Ostrowsky • Offensive Coord., QB

Chris Ostrowsky, in his third season as Widener's offensive coordinator and quarterbacks coach, has continued to place the offense among the elite in the Middle Atlantic Conference.

The Pioneers in 2005 continued to make noise with the ball, totaling 403.7 yards of total offense and scoring 29.1 points per game. This helped the team score at least 30 points in six contests and claim its first ECAC championship.

As quarterbacks coach, he guided Mike Lomas the last three seasons into Widener's record book. Lomas graduated as the school's all-time leader in passing yards, completions, total offense, 200-yard passing games and 300-yard passing games.

In his first season as the offensive mastermind in 2003, Widener's offensive unit became one of the most explosive and efficient teams in the conference. In 2004, Widener racked up close to 380 yards per game including 284 in the air.

Ostrowsky came to Widener from Washington and Lee University, where he served as offensive coordinator, quarterbacks coach and receivers coach from 2002-2004.

During his tenure at W&L, Ostrowsky guided the team to the most touchdown passes over a two-year span in school history. He also coached the Division III fifth all-time passing leader Peter Dean, who also was an Academic All-American.

He coached Chris Sullivan, who in 2002 was the Division III leader in all-purpose yards. Sullivan went on to be a finalist for the Gagliardi Trophy as the top player in Division III.

In addition to Sullivan's achievements, Ostrowsky also coached two All-Americans (Matt Rapoza and Sullivan) along with John Melillo and Jay Thomas who were Academic All-Americans.

His ability to recruit in New Jersey has been a valuable asset for Widener. In his time at W&L, Ostrowsky helped the school record its largest recruiting class from the Garden State.

Ostrowsky was named the youngest coach in New Jersey in 1997, taking over East Side High School. During his seven years, the team snapped an 18-game losing streak in the opener of the 1998 season. The squad qualified for the playoffs and earned a Top 10 ranking in Essex County by the *Star-Ledger*, both firsts in school history.

For those accomplishments, Ostrowsky was named the *Star-Ledger* High School Coach of the Year.

As a player at Roselle Park High School, he was the quarterback and earned All-State honors in 1989. He is second all-time in career touchdown passes thrown at Roselle Park.

Graduating from New Jersey City University with a B.A. in History, he is married to the former Jennifer Deo. Ostrowsky and his wife have two sons, Jackson, 6, and Joseph, 4.



Chris and Jennifer Ostrowsky with Jackson and Joseph



Brian Sheridan • Inside LB, Special Teams Coord.

Brian Sheridan, is in his third year at Widener, had a daunting task during the 2005 season as several linebackers with crippled with injuries.

He helped right the ship that saw the Pioneers close among the league's best in rushing defense and permit just seven points in three different contests.

In addition to leading the inside linebackers, Sheridan also serves as the program's special teams coach.

Sheridan came to Widener after serving one season as linebacker coach at Saint Peter's College in Jersey City, NJ. He previously spent five years at East Side High School in Newark, NJ, where he was the head coach in 2002. He was the assistant head coach and defensive coordinator four seasons at East Side before becoming one of the youngest head coaches in New Jersey.

He played four seasons at Rutgers University, where he was an All-

Big East Conference selection in 1997. During that season, he set school records with 161 total tackles and 109 unassisted tackles. Those totals also rank third all-time in Big East Conference history for a season. He was team captain twice.

Sheridan was a standout linebacker and fullback at Union High School in Union, NJ, where he was named New Jersey *Gatorade* Football Player of the Year. He also was a first team *Star-Ledger* and Associated Press All-State and All-Group player. Sheridan was a Heisman High School All-Star, which honors the top 15 players in New Jersey, New York and Connecticut.

Sheridan in 1991 helped the Farmers close with a No. 1 ranking in the state thanks to his team defeating Randolph in the North Jersey Section 2 Group IV final, ending the latter's 59-game winning streak. Union was ranked fourth in the nation by USA Today and was named the 10th best public-school team in New Jersey history by the *Star-Ledger* through 2003.

Billy Adams • Running Backs

Billy Adams begins his first season as Widener's running backs coach. He arrives after spending three seasons at nearby Williamson Trade School from 2002-04. Adams coached the running backs, defensive backs, linebackers and special teams at various points and also was an assistant recruiting coordinator. Since 1987, he has worked for Exelon Power as a fuel production technician. Adams graduated from Albright with a B.S. in Applied Psychology and Organizational Development and also has a Professional Certificate in Human Resource Management from DePaul University.



John Amendt • Secondary

John Amendt brings 30 years of experience to the coaching staff. In his third year as a Widener assistant coach, he spent 11 years with the University of Pennsylvania Sprint Lightweight football team. During that time, he was the defensive coordinator for nine years and helped win three league titles. In 2000, he led the team to wins over Army and Navy for the first time in school history. He also coached tight ends and running back at West Chester University, where he coached two All-Americans. At the high school level, he was the head coach at Roman Catholic High School where Marvin Harrison of the Indianapolis Colts was on his freshman team. Amendt has a degree from Eastern College.



Brian Fox • Assistant Wide Receivers

Brian Fox is in his fourth season with the Pioneers. He will coach the wide receivers after assisting with the running backs in 2005. Brian has been instrumental in the development of athletes in Del. Co., having coached the Wallingford Huskies in the Bert Bell League and the Ridley Park Parkers in the Delco League. A member of the Knights of Columbus, he has been a volunteer for the annual Blue/Gold All-Star Game that is made up of players from area CYO teams. Fox also has been a Ridley Township (Leedom) Little League District coach since 1998. Fox also played four seasons for Upper Darby of the Del. Val. Semi-Pro Football Conf. under Widener assistant John Amendt. Fox was a member of the 1985 Indiana U. of PA PSAC Western Conference champions. Fox graduated from Widener with a B. S. in Information Systems and resides in Ridley Park with his children, Bill, 17, Courtney, 15, and Bryan, 13 (pictured).



Mike Guille • Outside Linebackers

Mike Guille brings a long, storied football background to Widener. A graduate of Monsignor Bonner where he was a member of the 1968 championship football team, he attended West Chester University and was on three championship squads. He started his coaching career at Darby-Colwyn High School and moved on to become the first football coach at Penn Wood High School from 1980 to 1990. The three-time coach of the year, who coached Widener head man David Wood, saw his team win five championships and finish runner-up twice. He joined Widener in 1992 as a linebacker coach. Guille is the chairperson of the Health and Physical Education Department at Penn Wood and resides in Springfield, PA.



Mike Heath • Offensive Line

Mike Heath is in his second season with Widener. He will coach the offensive line after co-coordinating the running backs a season ago. Under Heath's leadership, Khalee Prothro was named MAC Rookie of the Year and second team all-conference after totaling 1,573 all-purpose yards and 12 touchdowns. Heath continues to teach Health and Physical Education at Springfield High School. Before coming to Widener, Heath coached for 13 years at Springfield, eight as the offensive line coach and five as head coach. He also volunteered his services for several years as coach in the Hero Bowl, Delaware County's All-Star Game. A resident of Souderton, PA, Heath lives with his wife, Tara, and daughter, Kylie.





Gary Long • Tight Ends

Gary Long is in his fifth season as an assistant coach for the Pioneers. Long was a player at Widener from 1994 to 1997, where he was part of two Middle Atlantic Conference championship teams. He graduated from Widener in 1997 with a degree in Criminal Justice and Sociology and recently earned his Master's in Elementary Education in 2005. He will assist Brian Sheridan with the inside linebackers and also will work with the special teams.



Jack Signor • Defensive Line

Jack Signor is in his ninth season on the staff and seventh as defensive line coach. As defensive line coach, Signor has tutored numerous all-conference selections and four first team All-Americans. He previously served as a defensive assistant in 1998 and the defensive tackles coach in 1999. Signor was named a Division III All-America in 1997 at defensive lineman and the school's recipient of the F. Eugene Dixon Bowl for dedication and unselfish contribution as a senior. A four-year starter and also captain his senior season, Signor was tabbed second team all-conference in 1996 and first team all-league in 1997. A 1999 graduate of Widener with a degree in History, he received his Master's in Middle School Education here in 2005. Signor is working toward a second Master's in Educational Leadership/Principals Certification. The dean of students at Ridley Middle School, Signor resides in Wallingford, PA with his wife, Eva, and daughter, Riley.



Bob Napp • Wide Receivers

Bob Napp is in his first year in his second stint as Widener assistant coach. He will coach the wide receivers in 2006. Napp arrives after coaching the last two seasons for West Chester East High School as the offensive coordinator and wide receivers coach. He served an offensive coordinator at Bishop Shanahan High School from 1999-2003, offensive coordinator at Peirce Middle School from 1996-99 and offensive coordinator at Cardinal O'Hara High School in 1994. Napp's first go-around at Widener had him as the quarterbacks and fullbacks coach in 1988. He was the head coach at Upper Darby High School from 1986-87 after two seasons as a graduate assistant at Temple University. Napp received a B.S. in Secondary Education with a concentration toward Mathematics from West Chester University in 1972. He earned his Master's in Secondary Education from WCU in 1978.



John De Carlo • Assistant Offensive Line

John De Carlo is in his first season at Widener as a graduate assistant and will work as an assistant with the offensive line. De Carlo enters after four standout seasons at Sacred Heart from 2002-05. He played 37 games with 33 starts on the offensive line overall, allowing no sacks from his responsibilities in 2004. De Carlo, the offensive line captain in 2005, helped lead the Pioneers to a 23-18 record during his time. He donated his time in many ways, helping with the *Athletes Have Heart Foundation* in 2002, the *Soundview Sports Camp* for two years and *Habitat for Humanity* in 2004. De Carlo graduated Sacred Heart in 2006 with a B.S. in Criminal Justice.



Zach Richards • Defensive GA, Safeties

Zach Richards is in his first season as a defensive graduate assistant, primarily overseeing the safeties. He arrives in Chester after winning two letters with Bucknell's football team. He finished with 29 tackles in 2003 and had 13 the year prior. Richards was one of two freshmen to play every game in 2002 and in 2005 won the Bobby Pangburn Memorial Award, the first non-active player to capture this honor. He served as a student assistant coach in 2004 and 2005, assisting the defensive line with its practice schedule and film study. He also helped script the defenses during games. Richards graduated from Bucknell in 2006 with a B.S. in Business Administration. He played his high school ball at Upper Darby High School, earning three letters in football and four in track & field.

An 8-3 record along with the school's first ECAC championship would satisfy most schools. Widener hopes these major steps are signs of things to come, returning 14 starters on a squad which seeks to continue making noise in the Middle Atlantic Conference.

The Pioneers last year rode an explosive offense and an intimidating defense to their first postseason title in 24 years thanks to many big plays in key situations. This gives plenty of optimism to a group which welcomes back 66 letterwinners from an already tested unit.

The *offense* in 2005 was among the league's best with over 403 yards of total offense per contest. The graduation of standout quarterback Mike Lomas leaves the door wide open for several to step in and make their mark just as much as the school's all-time leader in several categories.

Junior Matt Campbell served as backup last season and earned several snaps. He will receive competition from senior Adam Parcell, who started at defensive end a season ago.

MAC Rookie of the Year Khalee Prothro gave Widener a huge lift last season at halfback. Averaging almost seven yards per carry and almost 80 yards per contest, the sophomore also plays a vital role catching the ball out of the backfield as well as on kickoff returns.

Sophomore Scott Monestime also will seek time in the backfield. Sophomores Jesse Jayne and Fritzie Purverge are the leading candidates to get the starting role at fullback.

Senior Jamie Schild and junior Mike Schmidt give the Pioneers more than able targets at wide receiver. Schild averaged over 18 yards per catch last season and made several clutch grabs. Schmidt, who has the potential to be one of the conference's most dangerous receivers, presents the squad plenty of speed and



Mike Schmidt



Cris Collazos

great hands.

Senior Mike Falkenstein and junior Bill Calhoun also have the talent to make an impact at wide receiver.

Junior Kevin Wisniewski and sophomore Kevin Carroll will battle for the starting role at tight end after seeing limited action in 2005.

The offensive line is paced by junior left tackle Michael Fagnani, a second team all-league pick last season. Sophomore Mike Chambers gives the team a boost at either tackle or guard and sophomore Cris Collazos is back at left guard. Junior Sean McAleer hopes to play a key role at guard and senior Justin Barbely returns at center.

Others looking for time on the line include juniors Nick Sarro and Charles Ridewood, and sophomores Bart Troiano and Jason Mertz.

The *defense* last season held the opposition to 19 or fewer points in six contests last season and was among the league's elite in rushing yards allowed. Expectations remain high for a group which returns eight starters and hopes to continue piling season-ending awards.

The most significant returnee is senior free safety Todd Fairlie, named first team All-America and second team all-conference. A dynamic player who has the ability to change the game at any moment, Fairlie gives the Pioneers great leadership and a strong desire to make big plays.

The Division III East Region Defensive Back of the Year compiled 123 tackles to finish second in the conference and paced the league with 108 interception returns yards. He is a two-sport All-American, earning Honorable Mention honors last spring with the conference champion lacrosse squad.

Fairlie and the Pioneers welcome back Shawn Wister at strong

safety. The junior missed all last season due to injury and will play a major factor in his return.

Widener is solid at cornerback with juniors John Martorell and Orlando Brown II. Martorell posted a breakout campaign last season with 75 tackles, giving the secondary another weapon teams looked to work around. Brown steps into the starting role after giving the Pioneers quality play last season.



Junior Bruce Berry and sophomore Gus Lopez look to compete for time at safety. Sophomore Sumiala Crowther seeks an increased role at cornerback.

The Pioneers were decimated by injuries among their linebackers, but still bring back a solid unit that hopes to be together an entire season.

Mike McFadden was tops among Widener linebackers last season with 74 tackles, giving the team consistent and energetic play. Fellow junior Matt Yost also made a tremendous impact with his determined competitiveness and more of the same is expected this year.

Junior Joe Meringolo gives the Pioneers a major boost at inside linebacker, coming off a year which he recorded 36 tackles. Sophomore Pat Brady suffered a devastating season-ending injury in the second game of last season, but is back to make a run at outside linebacker.

Senior Carroll Dixon closed fourth a season ago with 58 tackles and hopes to crack the starting lineup. Other looking to play a role at linebacker include juniors Daniel MacDonald and Steve Kovitch, and sophomore Adam Wiley.

One of the major reasons Widener placed itself among the league's best in rush defense was the play of senior Mo Kabba. Possessing what it takes to be one of the league's elite, Kabba is an intimidating force who the opposition will tend to work around.

Junior Tom Gallo returns at defensive end and senior Evan Snyderman hopes to win the role vacated by Parcell.

Juniors Keith Terlizzi, Jim Fitzgerald and Joe O'Shea also are seeking time on the defensive line.

Widener this season replaces two key losses on *special teams*. Punter Doug Schlack, an Academic All-American last year, booted 20 punts inside the 20 yard line and averaged 35.3 yards per kick. Kicker Frank Vinci converted many key opportunities last season, including a 29-yard field goal as time expired to help Widener stun then No. 29 Salisbury.

Senior Robert McHugh and junior Tom Laurich each look to win the starting role at punter. Laurich and sophomore Frank D'Angelo, who each shared kick-off responsibilities last season, will vie for the role at kicker.

A challenging *schedule* once again awaits the Pioneers in their 126th season. Widener opens things September 9 against Wilkes, one of two NCAA Tournament teams and four postseason squads from the MAC last season. This is one of six home games for the Pioneers after they went 5-0 last season.

Widener's annual Homecoming game is October 7 against Albright. Another key test comes October 21 at Quick Stadium vs. King's, which halted Widener's five-game winning streak last season.

Salisbury pays a visit to Chester on November 4 and the annual Keystone Cup game against Delaware Valley is November 11 at Quick Stadium.

The conference champion earns an automatic berth into the NCAA Tournament.


(left) Carroll Dixon
(below) John Martorell






Justin Barbely 60

Senior • OL • 6-0 • 265 •
North Brunswick, NJ • South Brunswick




Bruce Berry 21

Junior • S • 6-0 • 195 •
Upper Darby, PA • Monsignor Bonner



Pat Brady

Sophomore • ILB • 6-2 • 238 •
Blackwood, NJ • Valley Forge Academy



Orlando Brown II 23

Junior • CB • 6-2 • 185 •
Wilmington, DE • Howard


In 2005: Posted 27 tackles, two interceptions and 10 pass breakups over 10 games.



Matt Campbell 15

Junior • QB • 6-3 • 220 •
Broomall, PA • Cardinal O'Hara

In 2005: Completed his only two attempts for 22 yards over three contests.



Kevin Carroll 86

Sophomore • TE • 6-1 • 240 •
Flanders, NJ • Roxbury



Mike Chambers 63

Sophomore • OL • 6-1 • 290 •
Media, PA • Penncrest



Cris Collazos 76

Sophomore • OL • 6-0 • 295 •
Elizabeth, NJ • Elizabeth



Frank D'Angelo 14

Sophomore • K • 5-11 • 165 •
Wallingford, PA • Cardinal O'Hara



Carroll Dixon 52

Senior • ILB • 6-1 • 225 •
Baltimore, MD • North County

In 2005: Ended fourth on the team with 58 tackles... Also had two fumble recoveries, two interceptions and 1 1/2 sacks.

THE 2006 PIONEERS



Mike Fagnani 59
 Junior • OL • 6-3 • 300 •
 Doylestown, PA • C.B. West

In 2005: Named second team All-Middle Atlantic Conference.




Todd Fairlie 1
 Senior • S • 5-9 • 165 •
 Broomall, PA • Marple Newtown

In 2005: Named first team All-America by the Football Gazette, Honorable Mention All-America by D3Football.com, D-III East Region Player of the Year by the Football Gazette and second team All-MAC. Ended second in the MAC with 123 tackles and first with 108 interception yards.


CAREER: Has 210 tackles and eight interceptions over three seasons.



Mike Falkenstein 81
 Senior • WR • 6-2 • 200 •
 Newark, DE • St. Mark's



Eric Feinschil 49
 Sophomore • ILB • 6-2 • 225 •
 Philadelphia, PA • Wm. Penn Charter



Tom Gallo 85
 Junior • DE • 6-2 • 260 •
 Swedesboro, NJ • Kingsway

In 2005: Posted 41 tackles, three sacks, one pass breakup and one forced fumble.




Mo Kabba 91
 Senior • DL • 6-0 • 290 •
 Mattapan, MA • Milton Hershey

In 2005: Closed with 30 tackles, eight tackles for a loss, one sack, one interception, two pass breakups, two forced fumbles and one fumble recovery.



Tom Laurich
 Junior • K/P • 5-11 • 167 •
 Warminster, PA • Archbishop Wood



HJ Lombardi 55
 Senior • ILB • 5-8 • 215 •
 Mahwah, NJ • Northern Highlands



Daniel MacDonald 41
 Junior • OLB • 6-0 • 210 •
 Pine Hill, NJ • Overbrook

In 2005: Recorded 33 tackles, one sack and two pass breakups.




Mike Marotta 43
 Sophomore • OLB • 5-10 • 219 •
 Aston, PA • Cardinal O'Hara



John Martorell **22**
 Junior • CB • 5-10 • 175 •
 Aston, PA • Chichester

IN 2005: Ended second on the squad with 75 tackles... Also compiled three interceptions (one for a touchdown), seven pass breakups and four forced fumbles.



Sean McAleer **64**
 Junior • OL • 6-3 • 280 •
 Voorhees, NJ • Eastern Regional




Mike McCarthy **72**
 Senior • ILB • 5-11 • 244 •
 East Brunswick, NJ • East Brunswick




Mike McFadden **40**
 Junior • ILB • 5-11 • 235 •
 Media, PA • Penncrest

IN 2005: Finished third for the Pioneers with 74 tackles... Also totaled six tackles for a loss, one interception, one pass breakup and one fumble recovery.



Robert McHugh **13**
 Senior • K/P • 6-4 • 230 •
 Philadelphia, PA • Bishop McDevitt



Joe Meringolo **44**
 Junior • OLB • 6-2 • 205 •
 Dix Hills, NY • Commack

IN 2005: Closed with 36 tackles, two sacks, four forced fumbles and one fumble recovery.



Scott Monestime **31**
 Sophomore • RB • 5-10 • 200 •
 Sayreville, NJ • Sayreville



Adam Parcell **17**
 Senior • QB • 6-1 • 230 •
 Norwood, PA • Interboro

IN 2005: Ended with 29 tackles, 3 1/2 sacks, one fumble recovery, one forced fumble, and 9 1/2 tackles for a loss on the defensive line.



Khalee Prothro **26**
 Sophomore • RB • 5-7 • 155 •
 Sutherland, VA • Dinwiddie


IN 2005: Tabbed MAC Rookie of the Year and second team all-conference... Led the team with 877 rushing yards (79.7 ypg), 12 touchdowns and 1,573 return yards... Closed second with 520 receiving yards (47.3 rypg).



Fritzie Purverge
 Sophomore • FB • 5-9 • 225 •
 Good Counsel


IN 2005: Made 24 tackles with a sack and four tackles for a loss.

THE 2006 PIONEERS



Jamie Schild 6
 Senior • WR • 6-2 • 200 •
 Fairport, NY • RIT

In 2005: Totaled 14 catches for 255 yards (28.3 ypg) and three touchdowns.



Mike Schmidt 19
 Junior • WR • 6-1 • 160 •
 Claymont, DE • Howard

In 2005: Closed second on the squad with 619 receiving yards over nine games (68.8 ypg) and third with 41 receptions... Averaged 19.3 yards per kick return.




Evan Snyderman 58
 Senior • DE • 6-1 • 222 •
 Bristol, PA • Conwell-Egan Catholic




Keith Terlizzi 69
 Junior • DL • 5-10 • 250 •
 Port Jefferson, NY • Comsewogue



Bart Troiano 68
 Sophomore • OL • 6-0 • 300 •
 Malvern, NY • Valley Stream Central



Kevin Wisniewski 46
 Junior • TE • 6-0 • 224 •
 Cherry Hill, NJ • Cherry Hill West




Adam Wiley 82
 Sophomore • OLB • 6-2 • 220 •
 Dover, PA • Dover



Matt Yost 11
 Junior • OLB • 6-0 • 215 •
 Nazareth, PA • Nazareth Area

In 2005: Ended fifth on the team with 57 tackles... Led the Pioneers with seven sacks... Also had 10 1/2 tackles for a loss, one interception, one pass breakup and one fumble recovery.



Shawn Wister
 Junior • S • 5-8 • 185 •
 Hammonton, NJ • St. Joseph's (Hammonton)



INDIVIDUAL STATS

RUSHING	G	ATT	GAIN	LOSS	YARDS	TD	LONG	YPG
Khalee Prothro	11	131	911	34	877	6	74	79.7
Dominic Rock	11	106	398	22	376	8	24	34.2
Bob Warden	4	28	133	7	126	1	20	31.5
Scott Monestime	4	10	64	0	64	0	18	16.0
James Fagnani	11	7	19	1	18	0	6	1.6
Mike Schmidt	9	4	15	0	15	2	7	1.7
Doug Schlack	11	1	6	0	6	0	6	0.5
Moises Perez	2	3	6	0	6	1	3	3.0
Jeff Chick	11	1	4	0	4	0	4	0.4
Cody Cartledge	5	1	0	4	-4	0	0	-0.8
Team	7	13	0	31	-31	0	0	-4.4
Mike Lomas	11	30	38	112	-74	0	9	-6.7
TOTAL	11	335	1594	211	1383	18	74	125.7
OPPONENTS	11	462	1806	336	1470	14	44	133.6

PASSING	G	CMP-ATT	INT	PCT	YARDS	TD	LONG	YPG
Mike Lomas	11	418-227	18	54.3	3024	24	91	274.9
Matt Campbell	3	2-2	0	100.0	22	0	13	7.3
Jeff Chick	11	1-1	0	100.0	12	0	12	1.1
TOTAL	11	421-230	18	54.6	3058	24	91	278.0
OPPONENTS	11	378-198	19	52.4	2568	15	87	233.5

RECEIVING	G	REC	YARDS	AVG	TD	LONG	YPG
Jeff Chick	11	73	1025	14.0	6	51	93.2
Khalee Prothro	11	46	520	11.3	6	91	47.3
Mike Schmidt	9	41	619	15.1	3	51	68.8
Jon Steever	10	22	309	14.0	1	76	30.9
Jamie Schild	9	14	255	18.2	3	41	28.3
James Fagnani	11	13	116	8.9	2	38	10.5
Bob Warden	4	10	99	9.9	1	64	24.8
Darren Shaw	10	8	101	12.6	2	30	10.1
Dominic Rock	11	2	2	1.0	0	4	0.2
Mike Lomas	11	1	12	12.0	0	12	1.1
TOTAL	11	230	3058	13.3	24	91	278.0
OPPONENTS	11	198	2568	13.0	15	87	233.5

PUNTING	G	No	YARDS	AVG	LONG	TB	FC	I20
Doug Schlack	11	62	2186	35.3	66	4	11	20

SCORING	G	TOUCHDOWNS						FG	POINTS
		REC	RUSH	RET	XP1	XP2			
Khalee Prothro	11	6	6	0	0	0	0	72	
Frank Vinci	11	0	0	0	35	0	7	56	
Dominic Rock	11	8	0	0	0	0	0	48	
TOTAL	11	18	24	1	35	2	7	320	
OPPONENTS	11	14	15	2	24	2	4	228	

DEFENSIVE STATISTICS	G	TACKLES			LOSS	SACKS	FF-FR	BU	INT.
		SOLO	ASST.	TOTAL					
Todd Fairlie	11	76	47	123	3-3	0	1-3	0	5
John Martorell	11	45	30	75	3-6	0	4-0	0	3
Mike McFadden	11	30	44	74	4-8	0	0-1	0	1
Carroll Dixon	10	20	38	58	2-4	1.5	0-2	0	2
Matt Yost	11	25	32	57	10-50	7	1-0	0	1

GAME-BY-GAME RESULTS

9/10	at Wilkes *	L	0-13	0-1 (0-1 MAC)
9/17	LYCOMING *	W	15-7	1-1 (1-1)
9/24	at Lebanon Valley *	W	41-38	2-1 (2-1)
10/1	MORAVIAN *	W	34-24	3-1 (3-1)
10/8	at Albright *	W	33-19	4-1 (4-1)
10/15	SUSQUEHANNA *	W	42-7	5-1 (5-1)
10/22	at King's *	L	24-31	5-2 (5-2)
10/29	JUNIATA *	W	52-7	6-2 (6-2)
11/5	at Salisbury	W	31-28	7-2
11/12	at Delaware Valley *	L	21-36	7-3 (6-3)
11/19	MONTCCLAIR ST. %	W	27-18	8-3

* Middle Atlantic Conference game; % ECAC South Atlantic Bowl

NCAA STATS	
Orlando Brown	Passes Defended Per Game 1.2 (79th)

Jeff Chick	
Receptions Per Game	6.6 (31st)
Receiving Yards Per Game	93.2 (34th)
Punt Returns	7.8 (96th)


Todd Fairlie	
Solo Tackles Per Game	6.9 (13th)
Tackles Per Game	11.2 (31st)

Mike Lomas	
Total Offense	268.2 (26th)
Pass Efficiency	125.4 (67th)

John Martorell	
Forced Fumbles Per Game	0.36 (20th)

Joe Meringolo	
Forced Fumbles Per Game	0.36 (20th)

Khalee Prothro	
All Purpose	143.0 (40th)
Rushing	79.7 (100th)



Mike Lomas

2005 STATS

TEAM STATISTICS

	WIDENER	OPPONENTS
Scoring	320	228
Points Per Game	29.1	20.7
First Downs	212	218
Rush-Pass-Penalty	68-130-14	82-117-19
Rushing Carries-Yards	335-1383	462-1470
Average Per Rush	4.1	3.2
Average Per Game	125.7	133.6
Touchdowns	18	14
Passing Yards	3058	2568
Att-Comp-Int	421-230-18	378-198-19
Average Per Catch	13.3	13.0
Average Per Game	278.0	233.5
Touchdowns	24	15
Total Offense	4441	4038
Total Plays-Average	756-5.9	840-4.8
Average Per Game	403.7	367.1
Kick Returns-Yards-Avg.	39-650-16.7	54-996-18.4
Punt Returns-Yards-Avg.	25-160-6.4	22-154-7.0
Interception Returns-Yds.-Avg.	19-180-9.5	18-208-11.6
Fumbles-Lost	15-8	27-10
Penalties-Yards-Avg.	78-682-62.0	53-467-42.5
Punts-Yards-Avg.	63-2186-34.7	60-2063-34.4
Net Punt Average	32.3	31.7
Time of Possession Avg.	27:38	31:46
Third-Down Conversions	58/153	53/171
Percentage	38%	31%
Fourth-Down Conversions	6/14	13/33
Percentage	43%	39%
Sacks-Yards	25-156	18-111
Touchdowns	43	31
Field Goals-Attempts	7-10	4-13
PAT-Attempts	35-40	24-29
Score by Quarters		
Widener	64 71 70 115	-- 320
Opponents	30 47 37 114	-- 228

GAME HIGHS

Rushing:
Carries: 20, Dominic Rock vs. Lycoming (9/17)
 20, Khalee Prothro at Delaware Valley (11/12)
Yards: 191, Khalee Prothro vs. Juniata (10/29)
Longest Run: 74, Khalee Prothro at Delaware Valley (11/12)
Touchdowns: 2, Dominic Rock vs. Susquehanna (10/15)
 2, Dominic Rock vs. Juniata (10/29)
Carries, Team: 41, vs. Montclair State (11/19)
Yards, Team: 263, vs. Juniata (10/29)

Passing:
Attempts: 51, Mike Lomas at King's (10/22)
Completions: 26, Mike Lomas at Lebanon Valley (9/24)
Yards: 387, Mike Lomas at Lebanon Valley (9/24)
Touchdowns: 4, Mike Lomas at Lebanon Valley (9/24)
Longest Pass: 91, Mike Lomas vs. Susquehanna (10/15)
Attempts, Team: 52, at King's (10/22)
Completions, Team: 26, at Lebanon Valley (9/24)
Yards, Team: 387, at Lebanon Valley (9/24)

Receiving:
Receptions: 12, Jeff Chick at Lebanon Valley (9/24)
Yards: 180, Khalee Prothro vs. Moravian (10/1)
Touchdowns: 3, Khalee Prothro vs. Moravian (10/1)
Longest Recep.: 91, Khalee Prothro vs. Susquehanna (10/15)

Punting:
Punts: 10, Doug Schlack vs. Lycoming (9/17)
 10, Doug Schlack at Albright (10/8)
Longest Punt: 66, Doug Schlack at Salisbury (11/5)
Highest Average: 44.1, Doug Schlack at Salisbury (11/5)

Defense:
Interceptions: 2, Orlando Brown vs. Moravian (10/1)
 2, Todd Fairlie at Salisbury (11/5)
Tackles: 12.5, Todd Fairlie at King's (10/22)
 12.5, Todd Fairlie at Delaware Valley (11/12)
Sacks: 2.0, Matt Yost vs. Lycoming (9/17)
 2.0, Fran Golden vs. Montclair State (11/19)

Kicking:
Extra Points: 7, Frank Vinci vs. Juniata (10/29)
Field Goals: 2, Frank Vinci vs. Lycoming (9/17)
 2, Frank Vinci vs. Montclair State (11/19)

Longest Returns:
Kickoff: 50, Mike Schmidt at Salisbury (11/5)
Punt: 17, Jeff Chick at Lebanon Valley (9/24)
 17, Mike Schmidt vs. Susquehanna (10/15)

WIDENER HAD A...

interception return TD John Martorell, 30 yards at Albright 10/8/05
kickoff return TD Mike Schmidt, 90 yards, vs. Frostburg State, 10/16/04
punt return TD Jim Jones, 81 yards, vs. Bridgewater, 12/1/01
blocked punt return TD Todd Fairlie, 0 yards, vs. Wilkes, 10/04/03
100-yard rusher Khalee Prothro, 145 yards at Delaware Valley, 11/12/05
200-yard rusher Leon Payne, 232 yards, vs. Albright, 10/17/98
100-yard receiver Jeff Chick, 111 yards, vs. Montclair St. 11/19/05
200-yard receiver Michael Coleman, 238 yards, vs. Juniata, 11/3/01
300-yard receiver never
300-yard passer Mike Lomas, 342 yards, vs. Juniata, 10/29/05
400-yard passer Mike Lomas, 413 yards, vs. King's, 9/25/04
500-yard passer never
50-yard run Khalee Prothro, 74 yards (TD) at Delaware Valley 11/12/05
90-yard pass Lomas-Prothro, 91yards (TD) vs. Susquehanna, 10/15/05
Shutout vs. Lycoming (7-0), 11/6/04

AN OPPONENT HAD A...

Justin Porter, Delaware Valley, 2 yards, 11/12/05
 Jason Scheerer, Albright, 91 yards, 11/10/01
 Taylor Ramos, Delaware Valley, 57 yards, 11/15/03
 Ryan Repko, Lycoming, 2 yards, 11/08/03
 Chris Jacoubs, Moravian, 138 yards, 10/1/05
 Brett Trichilo, King's, 211 yards, 10/2/04
 David Nicklaus, Juniata, 100 yards, 10/29/05
 Mark Bartosic, Susquehanna, 261 yards, 10/12/02
 Matt Eisenberg, Juniata, 397 yards, 11/13/99
 Eric Ferriol, Montclair State, 301 yards, 11/19/05
 John Port, Albright, 466 yards, 10/9/04
 Joe Montrella, Juniata, 589 yards, 11/13/99
 Brett Trichilo, Wilkes, 59 yards, 9/14/02
 Haddad-Ulrich, Susquehanna, 53 yards, 9/13/03
 Lebanon Valley (3-0), 9/18/04

Wilkes 13, Widener 0 • Sept. 10, 2005 • Edwardsville, PA

Widener	0	0	0	0	--	0
Wilkes	0	7	6	0	--	13

Wil 4:48/2 Rimmel 1 run (Yurewicz kick)
 Wil 12:39/3 Rimmel 57 pass from Karaffa
 (kick failed)

	Widener	Wilkes
First Downs	18	14
Rushes-Yards	24-66	41-105
Passing Yards	254	223
Passes Att-Comp-Int	49-24-2	22-15-0
Offensive Plays-Yards	73-320	63-328
Fumbles-Lost	1-1	4-0
Penalties-Yards	5-50	6-45
Possession Time	26:03	32:25
Third-Down Conv.	8-17	5-15

Rushing: Wid: Bob Warden 7-45; Rock 10-34; J. Fagnani 2-6; Prothro 1-(-4); Mike Lomas 4-(-15). Wil: Rimmel 24-54; Impagliazzo 12-48; Andropoulos 2-18; Team 1-(-1); Karaffa 2-(-14).

Passing: Wid: Lomas 24-49-2-254. Wil: Karaffa 15-22-0-223.

Receiving: Wid: Chick 7-89; Steever 5-45; Warden 5-20; Schmidt 4-55; Shaw 2-43; J. Fagnani 1-2. Wil: Prushinski 3-39; Pizzaro 3-37; Jordan 2-60; Impagliazzo 2-12; Pavalonis 2-6; Rimmel 1-57; Tkach 1-10; Zangardi 1-2.

Mike Lomas became the school's leader in completions and moved into second place in passing yards for Widener, which was handed a season-opening loss to Wilkes. Lomas was successful on 24-of-49 passes and has 434 completions, breaking the mark of 422 held by Mike Granato (1996, 1998-2000). Entering the day fifth in passing yards, Lomas climbed three spots by passing for 254 yards and now has 5,393 for his career. He trails only Granato, who threw for 7,824 career yards. Wilkes got the game's first break in the second quarter when Lomas was stripped by Keith Cavallotti and Anthony Serafin recovered the fumble at the Colonels 44 yard line. On the next play, Al Karaffa fired a deep pass over the middle to Jim Jordan as Wilkes moved to the Widener six yard line. Three plays later, Rimmel dove into the line for a one-yard touchdown and a 7-0 Colonels lead with 4:48 left in the first half. Wilkes got another big play on its second touchdown, taking advantage on the opening drive of the second half. On third down and 18, Rimmel caught a screen pass behind the line of scrimmage and sprinted 57 yards for a score. The touchdown just 2:21 into the half gave the Colonels a 13-0 cushion after missing the extra point. Despite being shutout in the opening half, Widener owned a 152-143 advantage in total yards. Lomas threw for 98 yards during that stretch and Bob Warden had six carries for 42 yards. Jeff Chick caught seven passes for 89 yards with Warden and Jon Steever adding five catches. Todd Fairlie had 10 tackles.

Widener 15, Lycoming 7 • Sept. 17, 2005 • Chester, PA

Lycoming	0	0	0	7	--	7
Widener	0	3	12	0	--	15

W :09/2 Frank Vinci 29 field goal
 W 11:24/3 Safety
 W 11:09/3 J. Fagnani 38 pass from Lomas
 (Vinci kick)
 W 4:18/3 Vinci 18 field goal
 L 13:15/4 Jim Laky 2 run (Monastra kick)

	Lycoming	Widener
First Downs	14	18
Rushes-Yards	34-49	35-72
Passing Yards	104	196
Passes Att-Comp-Int	32-11-2	34-22-0
Offensive Plays-Yards	66-153	69-268
Fumbles-Lost	0-0	1-0
Penalties-Yards	4-32	10-97
Possession Time	27:25	32:35
Third-Down Conversions	2-15	5-17

Rushing: L: Laky 7-32; Seese 10-19; Mangold 2-11; Traugh 6-11; Smith 7-(-8); Team 2-(-16). W: Rock 20-60; Warden 12-30; Lomas 3-(-18).

Passing: L: Hanna 8-23-2-91; Smith 3-8-0-13; Team 0-1-0-0. W: Lomas 22-34-0-196.

Receiving: L: Ebert 2-22; Kopp 2-20; Beissel 2-20; Seese 2-12; Schiccatano 1-23; Brown 1-7; Mangold 1-0. W: Chick 7-91; Prothro 4-3; Fagnani 3-51; Warden 3-12; Schild 2-14; Shaw 1-14; Steever 1-7; Rock 1-4.

James Fagnani caught a 38-yard touchdown pass from Mike Lomas early in the second half, keying Widener to victory over Lycoming at Leslie C. Quick Jr. Stadium. Leading 3-0 at halftime, Widener got the first big break early in the second half. Lycoming had third down and nine at its own 15 when its center snapped the ball over the head of backup quarterback Sean Hanna, who fell on it in the end zone for a safety. On the ensuing free kick, Jeff Chick returned it 30 yards to the Warriors 38 yard line. Fagnani's touchdown catch followed with 11:09 left in the third quarter, giving the Pioneers a 12-0 lead. Widener got another huge play later in the quarter when John Martorell intercepted Hanna at Lycoming's 29 yard line. Chick caught a 25-yard pass from Lomas on the first play to set up first down and goal at the four. But the Warriors tightened up on defense, surviving a roughing the passer call to only allow a field goal by Frank Vinci, his second of the day, that gave the Pioneers a 15-0 lead. That capped a quarter which Widener held a 104-33 edge in total offense, including 74 yards passing. Lycoming got back in the game as Jim Laky scored on a two-yard run with 13:15 left for a 15-7 deficit. That ended a 16-play, 80-yard drive in which the Warriors benefited from a pass interference call on fourth down at the 14 yard line. The remainder of the contest was a battle for field position, with the Warriors getting the ball on their six yard line with 1:45 left. In that drive, Hanna competed a five-yard pass to Jeremy Ebert on fourth down deep in its own territory and got a pass interference call on Widener with 43 seconds left and the ball at the Lycoming 18. Lycoming drove to the Widener 33, but Hanna's pass in the end zone for Jim Smith was knocked away by Anthony Huggins as time expired. Chick had seven catches for 91 yards and Lomas completed 22-of-34 passes for 196 yards. Dominic Rock had 20 carries for 60 yards, Zach Santiago closed with 10 tackles and Matt Yost recorded two of the team's five sacks. Hanna completed 8-of-23 passes for 91 yards with Laky rushing seven times for 32 yards. Tim Harting had 12 tackles, Luke Sterling closed with 11 and Smith added 10. Widener posted a 268-153 advantage in total offense, including a 114-22 margin in the first half. It was the Pioneers first game at Quick Stadium since a new FieldTurf surface was installed over the summer.

Widener 41, Lebanon Valley 38 • Sept. 24, 2005 • Annville, PA

Widener	7	0	14	20	--	41
Lebanon Valley	6	10	0	22	--	38

L	8:33/1	Brennan 14 run (kick failed)
W	2:27/1	Warden 1 run (Vinci kick)
L	12:56/2	Kelly 22 field goal
L	8:44/2	Brossman 87 pass from Kelly (Kelly kick)
W	12:49/3	Prothro 4 pass from Lomas (Vinci kick)
W	:41/3	Darren Shaw 5 pass from Lomas (Vinci kick)
L	13:26/4	Brossman 35 pass from Kelly (Brossman pass)
W	13:05/4	Warden 64 pass from Lomas (Vinci kick)
L	10:34/4	Brennan 2 run (Kelly kick)
W	7:25/4	Chick 11 pass from Lomas (Vinci kick)
W	3:27/4	Prothro 11 run (kick failed)
L	2:34/4	Brossman 3 pass from Kelly (Kelly kick)

	Widener	Leb. Val.
First Downs	26	27
Rushes-Yards	30-139	42-172
Passing Yards	387	367
Passes Att-Comp-Int	46-26-1	36-22-2
Offensive Plays-Yards	76-526	78-539
Fumbles-Lost	1-1	3-1
Penalties-Yards	6-56	6-49
Possession Time	28:25	30:19
Third-Down Conversions	8-14	4-10

Rushing: W: Prothro 16-97; Warden 5-33; Rock 5-15; Lomas 2-2; Team 2-(-8). L: Brennan 18-85; Kelly 6-46; Payton 6-23; Holland 8-13; Rendine 1-3; Smith 3-2. **Passing:** W: Lomas 26-46-1-387. L: Kelly 22-36-2-367. **Receiving:** W: Chick 12-145; Prothro 5-43; Steever 4-53; Schild 2-64; Warden 1-64; J. Fagnani 1-13; Shaw 1-5. L: Rendine 9-88; Brossman 7-191; McCauley 4-35; Payton 2-53.

Todd Fairlie made three critical defense plays, one of many for Widener to have standout performances in a wild victory over Lebanon Valley in Annville, PA. Fairlie took center stage the first time when he forced and recovered a fumble from Tyler McCauley at the Dutchmen 31 yard line. Three plays later, Jeff Chick caught an 11-yard touchdown pass from Mike Lomas for a 35-31 Widener cushion with 7:25 left and the contest's seventh lead change. Play number two for Fairlie occurred on the next drive, intercepting a pass from Dan Kelly and returning it to the Pioneers 46 yard line with 4:48 left. After Jamie Schild caught a 41-yard pass from Lomas on third down and eight, Khalee Prothro followed with an 11-yard touchdown run. The extra point was missed and Widener owned a 41-31 lead with 3:27 to go. Lebanon Valley closed to 41-38 with 2:34 to play as Adam Brossman caught a three-yard scoring pass from Kelly. But Fairlie recovered the onside kick and Widener ran out the clock, marking its sixth straight victory at Arnold Field and 12th in the last 13 overall meetings. The teams combined for 42 points and 333 yards in the fourth quarter. Chick had a solid game for the Pioneers, catching 12 passes for 145 yards and a touchdown. He fell just shy of her career-best 13 catches for 196 yards September 25, 2004 against King's. Lomas completed 26-of-46 passes for 387 yards and four touchdowns. It was the eighth time he passed for at least 300 yards, one shy of the school record, and his touchdown passes are one behind his personal best. Prothro and Bob Warden each closed with a touchdown rushing and receiving. Prothro ran for 97 yards on 16 carries, helping the Pioneers obtain 139 yards rushing. He also had five catches for 43 yards. Zach Santiago paced the defense with 13 tackles and Mike McFadden added 12, including a key interception in the end zone midway through the third quarter. Lebanon Valley outgained Widener, 539-526, and had a 27-26 edge on first downs. The Pioneers converted 8-of-14 third downs. Kelly completed 22-of-36 passes for 367 yards and three touchdowns.

Widener 34, Moravian 24 • Oct. 1, 2005 • Chester, PA

Moravian	7	0	3	14	--	24
Widener	13	14	0	7	--	34

W	14:47/1	Prothro 65 pass from Lomas (Vinci kick)
M	11:24/1	Jacobs 10 run (Reckenbeil kick)
W	7:24/2	Prothro 10 pass from Lomas (kick failed)
W	12:19/2	Prothro 3 pass from Lomas (Vinci kick)
W	5:27/2	Schmidt 7 run (Vinci kick)
M	10:13/3	Reckenbeil 23 field goal
M	13:12/4	Venturino 1 run (Reckenbeil kick)
W	11:12/4	Prothro 48 run (Vinci kick)
M	2:18/4	Jacobs 2 run (Reckenbeil kick)

	Moravian	Widener
First Downs	26	18
Rushes-Yards	39-209	27-187
Passing Yards	329	289
Passes Att-Comp-Int	43-22-3	34-22-0
Offensive Plays-Yards	82-538	61-476
Fumbles-Lost	1-0	1-1
Penalties-Yards	3-20	3-22
Possession Time	32:42	27:18
Third-Down Conversions	8-16	5-11

Rushing: M: Jacobs 28-138; Venturino 7-56; Lukich 2-9; Hawkins 1-6; Kilker 1-0. W: Prothro 15-138; Warden 4-18; Lomas 2-17; J. Fagnani 2-9; Schmidt 1-7; Rock 1-2; Team 2-(-4). **Passing:** M: Venturino 22-43-3-329. W: Lomas 22-34-0-289. **Receiving:** M: Martell 6-133; Hawkins 4-62; Jacobs 4-8; Demko 3-69; Mazurek 2-30; Kilker 2-17; Bisci 1-10. W: Prothro 11-180; Chick 5-52; Schmidt 2-23; Schild 1-16; Steever 1-8; J. Fagnani 1-7; Warden 1-3.

Khalee Prothro scored four touchdowns, including three such receptions in the first half as Widener won its third straight by topping Moravian at Leslie C. Quick Jr. Stadium. Prothro became the 10th player in Widener history to record at least three touchdown catches, one shy of the school record set by Tyreak Saviour on November 9, 2002 against Juniata. Prothro closed with 351 all-purpose yards that included 138 yards rushing on 15 carries, 180 yards receiving with 11 catches and 33 return yards. Prothro and the Pioneers wasted little time jumping to a 7-0 lead, helping them to their eighth straight win over the Greyhounds. After Moravian's Brian Reckenbeil booted the opening kickoff out of bounds, Mike Lomas fired a 65-yard scoring pass to Prothro on the first play from scrimmage. Moravian responded on its first drive as Chris Jacobs went in on a 10-yard touchdown run for a 7-7 tie. Widener regained the lead on its next drive with Prothro scoring on a 10-yard pass from Lomas for a 13-7 lead after a missed extra point. On that drive, Prothro caught three passes for 54 yards. Lomas and Prothro were on the spot again early in the second quarter. The duo hooked up on a swing pass to the right that resulted in a three-yard touchdown with 12:19 left and a 20-7 lead, closing an 11-play, 76-yard drive. The Pioneers used a 70-yard drive later in the quarter for another score, giving the squad four touchdowns on their first five possessions. It was capped when Mike Schmidt scored on a seven-run yard run with 5:27 left for a 27-7 margin. The Greyhounds got a 23-yard field goal from Reckenbeil early in the second half and added a one-yard quarterback sneak from Jerry Venturino with 13:12 left, closing to 27-17. But Prothro was on the spot again, scoring on a 48-yard touchdown run two minutes later for a 34-17 margin. Prothro's four touchdowns are two shy of the school and conference record set by Billy "White Shoes" Johnson in 1972 against St. John's. Lomas completed 22-of-34 passes for 289 yards and three touchdowns. Todd Fairlie recorded 14 tackles for Widener with Carroll Dixon adding nine. Jacobs, who added a two-yard touchdown run with 2:18 remaining, finished with 28 carries for 138 yards. Venturino completed 22-of-43 passes for 329 yards and Shawn Martell had six catches for 133 yards, helping Moravian hold a 538-476 advantage in total offense. Andy Morrissey recorded a team-high nine tackles. This marks the 13th straight season the Pioneers have recorded at least a three-game winning streak.

Widener 33, Albright 19 • Oct. 8, 2005 • Reading, PA

Widener	6	6	6	15	--	33
Albright	0	6	0	13	--	19

W	5:11/1	Schmidt fumble recovery in end zone (kick failed)
W	6:47/2	J. Fagnani 4 pass from Lomas (kick failed)
A	1:54/2	Haupt 4 pass from Port (kick blocked)
W	:54/3	Schild 37 pass from Lomas (pass failed)
A	13:30/4	Andrews 1 run (Kaplan kick)
W	8:08/4	Rock 1 run (Vinci kick)
A	7:09/4	Asay 17 pass from Port (kick failed)
W	4:46/4	Martorell 30 interception return (Jeff Chick)

	Widener	Albright
First Downs	14	21
Rushes-Yards	32-81	48-116
Passing Yards	260	197
Passes Att-Comp-Int	32-19-0	46-19-1
Offensive Plays-Yards	64-341	94-313
Fumbles-Lost	4-0	4-1
Penalties-Yards	9-95	3-25
Possession Time	28:27	28:46
Third-Down Conversions	5-17	4-20

Rushing: W: Prothro 14-79; Rock 11-17; J. Fagnani 1-(-1); Team 2-(-4); Lomas 4-(-10); Schmidt 0-0. A: Andrews 21-84; Schiller 10-41; Keshel 10-20; Brightbill 1-17; Brudvig 1-(-11); Team 1-(-12); Port 4-(-23). **Passing:** W: Lomas 19-32-0-260. A: Port 19-46-1-197. **Receiving:** W: Schmidt 6-141; Prothro 5-18; Chick 4-52; J. Fagnani 2-7; Schild 1-37; Steever 1-5. A: Haupt 7-80; Asay 4-42; McCauley 4-36; Andrews 3-33; Allen 1-6.

Mike Schmidt scored one touchdown and his kickoff return helped set up another as Widener won its fourth straight, playing in a torrential downpour. Widener drew first blood with 5:11 left in the first quarter for a 6-0 lead. Khalee Prothro, who scored four touchdowns last week against Moravian and won three major weekly awards, ran a sweep to the right and fumbled into Albright's end zone. But Schmidt was there to recover for his second touchdown of the year. It was Schmidt's second big play on the drive. He caught a 29-yard pass from Mike Lomas on third down and three that went to the Lions' 19 yard line. The Pioneers again were the benefactors of good luck for their second touchdown. Albright punter Seth Kaplan dropped the long snap and fell on the ball on his team's four yard line. Two downs later on a play fake, Lomas found James Fagnani wide open in the right flat for a four-yard score and a 12-0 lead with 6:47 to play in the half. Albright closed to 12-6 with 1:54 left in the first half courtesy of a break. Widener's John Martorell broke up a fourth down and goal pass, but the defense was called for encroachment. John Port came back for the Lions to throw a five-yard scoring pass to Bryon Haupt to halve the deficit. The third quarter was a battle for field position, which the Pioneers won. They took advantage with 55 seconds left when Lomas fired a 37-yard touchdown pass over the middle to Jamie Schild for an 18-6 lead. The Lions responded on the next drive, closing to 18-13 with 13:30 remaining on Vincent Andrews' one-yard touchdown run. They looked to continue the momentum later as Kyle Herndon blocked a punt by Doug Schlack. Albright drove to Widener's 31 yard line, but running back Raymond Keshel was stopped on a fourth-down run. The Pioneers took advantage on the ensuing drive with Dominic Rock scoring on a one-yard plunge for a 25-13 lead with 8:08 to go. Albright responded on its next drive with Port throwing a 17-yard touchdown pass to Stephen Asay just 63 seconds later for a 25-19 deficit. Schmidt was on the spot again as the Pioneers slowly regained momentum. He returned the ensuing kickoff to Albright's 44 yard line before the drive stalled. Schlack came through with a punt that was downed by Todd Fairlie at the Lions four yard line. The field position proved critical as Martorell intercepted a pass from Port and returned it 30 yards for a score with 4:46 to go. Schmidt caught six passes for 141 yards with Prothro adding 14 carries for 79 yards. Lomas completed 19-of-32 passes for 260 yards with Fran Golden and Carroll Dixon contributing 10 tackles apiece.

Widener 42, Susquehanna 7 • Oct. 15, 2005 • Chester, PA

Susquehanna	7	0	0	0	--	7
Widener	14	7	7	14	--	42

W	13:20/1	Rock 7 run (Vinci kick)
S	10:00/1	Friday 1 run (Swaney kick)
W	3:57/2	Prothro 91 pass from Lomas (Vinci kick)
W	7:43/2	Shaw 10 pass from Lomas (Vinci kick)
W	12:07/3	Rock 9 run (Vinci kick)
W	10:22/4	Schmidt 15 pass from Lomas (Vinci kick)
W	4:47/4	Prothro 5 run (Vinci kick)

	Susquehanna	Widener
First Downs	14	21
Rushes-Yards	36-137	35-176
Passing Yards	160	377
Passes Att-Comp-Int	30-16-3	35-21-2
Offensive Plays Yards	66-297	70-553
Fumbles-Lost	2-2	1-0
Penalties-Yards	2-14	9-85
Possession Time	27:51	32:09
Third-Down Conversions	4-14	5-11

Rushing: S: Edwards 24-90; Wutti 5-33; Friday 7-14. W: Rock 19-105; Monestime 5-39; Prothro 6-25; Lomas 1-7; Schmidt 1-5; Perez 1-3; Cartlidge 1-(-4); Team 1-(-4). **Passing:** S: Wutti 15-27-3-160; Robertson 1-3-0-0. W: Lomas 21-35-2-377. **Receiving:** S: Owen 6-46; Koziol 4-70; Macia 4-39; Friday 2-5. W: Schmidt 7-65; Prothro 4-131; Steever 3-101; Chick 3-37; J. Fagnani 3-33; Shaw 1-10.

Mike Lomas threw for 377 yards and three touchdowns for Widener, which notched its fifth straight victory. Lomas, who completed 21-of-35 passes, tied the school records for most 200 and 300-yard passing games in his career for Widener. His 20th and ninth such outings equal the marks also held by Mike Granato (1996, 1998-2000). Widener's Joe Meringolo forced a fumble from quarterback Justin Wutti on the game's second play, which was recovered by Carroll Dixon. Four plays later, Dominic Rock scored on a seven-yard run. Susquehanna responded on its next drive as Nick Friday ran it in from one yard for a 7-7 tie. The drive was keyed on a 44-yard run by Anthony Edwards to the Pioneers 18 yard line. With 3:57 left in the first quarter, Lomas completed the longest pass of his standout career. On a short outlet he found Khalee Prothro, who raced up the right sideline 91 yards for the touchdown and a 14-7 Pioneers lead. Widener ended the first half scoring with 7:43 left in the second, thanks to Darren Shaw catching a 10-yard touchdown reception from Lomas for a 21-7 margin. That completed a nine-play 80-yard drive. The Pioneers kept the momentum going in the third quarter with Rock notching his second touchdown run, this time from nine yards with 12:07 to play for a 28-7 cushion. Widener's defense again came up huge on the next series. Susquehanna had second and goal at the one yard line, but failed on three consecutive runs by Edwards. The last was snuffed at the line by Meringolo and Mike McFadden, ending a 15-play, 77-yard drive that ate up over eight minutes. Mike Schmidt caught a 15-yard touchdown pass from Lomas and Prothro added a five-yard scoring run in the fourth quarter to cap the scoring. It marked the first time the Pioneers had a five-game winning streak in consecutive seasons since doing so from 2000-02, all conference title campaigns. Rock finished with 105 yards on 19 carries and Schmidt added seven catches for 65 yards for Widener, which owned a 553-297 edge in total offense. Prothro had four receptions for 131 yards and Jon Steever contributed three catches for 101 yards. John Martorell notched 11 tackles, McFadden had nine and Meringolo closed with eight. Wutti completed 15-of-27 passes for 160 yards and three interceptions for the Crusaders. Edwards rushed 24 times for 90 yards with Eddie Jones and Ben Gibboney posting 11 tackles apiece.

King's 31, Widener 24 • Oct. 22, 2005 • Wilkes-Barre, PA

Widener	0	0	3	21	--	24
King's	3	7	14	7	--	31
K	:39/1	Lust 20 field goal				
K	8:56/2	Ortiz 4 run (Lust kick)				
W	13:04/3	Vinci 30 field goal				
K	12:36/3	Letchford 80 pass from Barnic (Lust kick)				
K	7:54/3	Walker 42 pass from Chris Barnic (Lust kick)				
W	13:47/4	Rock 3 run (Vinci kick)				
K	7:13/4	Letchford 19 pass from Barnic (Lust kick)				
W	4:45/4	Prothro 19 run (Vinci kick)				
W	1:04/4	Schild 15 pass from Lomas (Vinci kick)				

	Widener	King's
First Downs	24	22
Rushes-Yards	18-66	50-93
Passing Yards	284	371
Passes Att-Comp-Int	52-24-4	30-22-0
Offensive Plays-Yards	70-350	80-464
Fumbles-Lost	1-1	1-0
Penalties-Yards	9-57	8-72
Possession Time	22:20	37:40
Third-Down Conversions	4-12	6-16

Rushing: W: Prothro 7-46; Rock 7-29; Team 2-(-4); Lomas 2-(-5). K: Ortiz 27-69; Field 15-40; Team 3-(-4); Barnic 5-(-12). **Passing:** W: Lomas 23-51-4-272; Chick 1-1-0-12. K: Barnic 22-30-0-371. **Receiving:** W: Chick 8-112; Schmidt 5-76; Prothro 5-35; Shaw 2-27; Schild 1-15; Steever 1-13; Lomas 1-12; J. Fagnani 1-(-6). K: Letchford 9-177; Walker 8-143; Nicodemus 4-47; Shute 1-4.

Widener nearly rallied from a 21-point fourth-quarter deficit, but came up short and had its five-game winning streak snapped. Trailing 24-3 early in the fourth quarter, Widener began making its move. Dominic Rock began the charge as his three-yard touchdown run, capping an 80-yard drive, made it 24-10 with 13:47 remaining. King's stretched its lead to 31-10 with 7:43 left as Blake Letchford hauled in a 19-yard scoring pass from Chris Barnic. Khalee Prothro had a 19-yard touchdown run for Widener with 4:45 to play and Jamie Schild caught a 15-yard touchdown pass from Mike Lomas with 1:04 left for a seven-point deficit. But the Monarchs recovered the onside kick and ran out the clock. Jeff Chick caught eight passes for 112 yards and Lomas completed 23-of-51 passes for 272 yards for the Pioneers, who committed five turnovers. Todd Fairlie recorded 13 tackles. Widener held King's standout running back John Ortiz to just 69 yards on 27 carries with a touchdown, but Barnic completed 22-of-30 passes for 371 yards and three scores. Letchford had nine catches for 177 yards and two touchdowns with Julian Walker adding eight receptions for 143 yards and a score.

Widener 52, Juniata 7 • Oct. 29, 2005 • Chester, PA

Juniata	0	0	0	7	--	7
Widener	10	14	14	14	--	52
W	12:26/1	Rock 3 run (Vinci kick)				
W	3:10/1	Vinci 30 field goal				
W	13:08/2	Prothro 71 run (Vinci kick)				
W	:23/2	Chick 7 pass from Lomas (Vinci kick)				
W	6:05/3	Rock 1 run (Vinci kick)				
W	:59/3	Prothro 28 pass from Lomas (Vinci kick)				
W	10:38/4	Chick 19 pass from Lomas (Vinci kick)				
J	8:51/4	Nicklaus 44 pass from Leonard (Heinlein kick)				
W	3:00/4	Perez 1 run (Vinci kick)				

	Juniata	Widener
First Downs	13	27
Rushes-Yards	37-58	34-263
Passing Yards	203	364
Passes Att-Comp-Int	34-18-1	35-25-1
Offensive Plays-Yards	71-261	69-627
Fumbles-Lost	2-0	1-1
Penalties-Yards	3-34	11-88
Possession Time	32:03	27:57
Third-Down Conversions	7-19	4-8

Rushing: J: Ehredt Jr 27-56; Rutherford 5-23; Sier 4-(-2); Team 1-(-19). W: Prothro 14-191; Rock 10-33; Monestime 5-25; Schlack 1-6; Perez 2-3; J. Fagnani 1-3; Schmidt 1-2. **Passing:** J: Leonard 18-34-1-203. W: Lomas 23-33-1-342; Campbell 2-2-0-22. **Receiving:** J: Boyer 6-48; Nicklaus 5-100; Kimmel 2-34; Koch 1-13; Kozick 1-5; Ruch 1-4; Sier 1-0; Ehredt Jr 1-(-1). W: Chick 10-160; Schmidt 6-100; Schild 4-37; Prothro 3-41; Steever 2-26.

Mike Lomas threw three touchdown passes with Dominic Rock and Jeff Chick each scoring twice for Widener on Senior Day. Widener wasted little time scoring on its first possession. Lomas completed a 48-yard pass to Chick on the Pioneers' first play from scrimmage and Rock followed with a three-yard touchdown run. Frank Vinci booted a 30-yard field goal later in the first quarter for a 10-0 Widener lead. The margin grew to 17-0 in the second as Khalee Prothro bolted down the left side for a 71-yard touchdown run. The Pioneers got the ball late in the half and tallied again as Lomas found Chick on a seven-yard touchdown pass. Widener in the first half needed just 30 plays to record 305 yards of offense, only had the ball over 10 minutes and had an average starting field position at its own 45. Juniata had only 175 yards over 45 plays in the half, with its average start at its own 27. Rock had a one-yard touchdown run in the third and Prothro caught a 28-yard touchdown pass from Lomas for a 38-0 margin. Chick's 19-yard scoring pass from Lomas early in the fourth made it 45-0 before the Eagles got on the board. Jay Leonard threw a 44-yard touchdown pass to David Nicklaus for a 45-7 margin. Moises Perez closed the scoring with a one-yard plunge for his first career touchdown. That capped a day in which the Pioneers amassed a season-best 627 yards of offense and totaled 27 first downs. Lomas completed 23-of-33 for 342 yards. This marks the 10th time in his career he passed for at least 300 yards for a new school record, breaking the mark he shared with Mike Granato (1996, 1998-2000). Lomas bumped his career passing total to 7,516 yards, just 308 yards shy of tying Granato as the school's all-time leading passer. Chick had 10 catches for 160 yards, improving his career totals to 154 and 2,028. They are the fourth and sixth best marks, respectively, in Widener annals. Prothro enjoyed another monster game, running for a season-best 191 yards on 14 carries. Mike Schmidt added six catches for 100 yards. Todd Fairlie also made the most of his final home game, recording 14 tackles and an interception he returned 41 yards. Leonard completed 18-of-34 passes for 203 yards for the Eagles. Nicklaus had five catches for 100 yards and Peter Thomas had 10 tackles.

Widener 31, Salisbury 28 • Nov. 5, 2005 • Salisbury, MD

Widener	7	13	0	11	--	31
Salisbury	0	7	7	14	--	28

W	1:58/1	Rock 8 run (Vinci kick)
W	13:39/2	Chick 14 pass from Lomas (kick failed)
S	9:33/2	Peters 2 run (Boland kick)
W	:12/2	Schild 34 pass from Lomas (Vinci kick)
S	13:22/3	Savage 5 run (Boland kick)
S	14:56/3	Leonard 1 run (Boland kick)
W	9:44/4	Chick 23 pass from Lomas (Chick pass)
S	2:52/4	Feiser 67 intercept. return (Boland kick)
W	:00/4	Vinci 29 field goal

	Widener	Salisbury
First Downs	13	18
Rushes-Yards	27-95	58-221
Passing Yards	217	52
Passes Att-Comp-Int	41-16-5	15-5-2
Offensive Plays-Yards	68-312	73-273
Fumbles-Lost	2-1	7-4
Penalties-Yards	9-75	5-48
Possession Time	26:24	33:36
Third-Down Conversions	5-16	5-15

Rushing: W: Prothro 19-79; Rock 3-13; Schmidt 1-1; Lomas 3-1; J. Fagnani 1-1. S: Peters 21-67; Shockley 10-34; Newton 4-28; Garner 4-27; Savage 7-24; Leonard 4-19; Jackson 6-18; Tillage 1-3; Johnson 1-1.
Passing: W: Lomas 16-41-5-217. S: Peters 5-15-2-52.
Receiving: W: Chick 9-105; Prothro 4-61; Schmidt 2-17; Schild 1-34. S: Tillage 1-16; Shockley 1-16; Newton 1-13; Little 1-4; Garner 1-3.

Frank Vinci kicked a 29-yard field goal as time expired, lifting Widener to a dramatic victory at 29th-ranked Salisbury. The final drive began when Todd Fairlie returned his second interception of the game and fourth this season 23 yards to Salisbury's 30 yard line. Widener had third down and nine at the 29 and came through as Mike Lomas found Jeff Chick on a 14-yard pass. Vinci split the uprights two plays later for his fifth field goal of the season, giving the Pioneers seven victories in their last eight outings. Widener opened a 13-0 lead thanks to two short drives. Mike McFadden recovered a fumble at Salisbury's 25 yard line that led to Dominic Rock scoring on an eight-yard touchdown run late in first quarter to make it 7-0. A face-mask penalty on a Widener punt return placed the ball on Salisbury's 26 yard line en route to Lomas firing a 14-yard touchdown pass to Chick early in the second quarter. The Sea Gulls closed to 13-7 with 9:33 remaining in the half on quarterback Travis Peters' two-yard touchdown run, but the Pioneers has an answer. Fairlie's first interception put the ball at Salisbury's 40 yard line. Three plays later, Jamie Schild caught a pass over the middle and raced down the left sideline for a 34-yard touchdown and a 20-7 lead with 13 seconds to play in the half. Salisbury had its turn to take advantage of a defensive play early in the second half. Brooks Moser intercepted a deflected pass and returned it to the Pioneers' five yard line. Teddy Savage ran it in on the next play with 13:22 left for a 20-14 game. The Sea Gulls' next drive looked like it would produce a sure touchdown, but Fairlie again was on the spot. On first and goal at the five yard line, Antwoine Jackson ran up the middle but was stripped by Fairlie, who recovered it at the one yard line. Salisbury got its revenge and its first lead, 21-20, on the first play of a crazy fourth quarter with David Leonard plowing in on a one-yard run. The drive began at the Pioneers' 29 yard line after Lomas fumbled a snap. Widener regained the advantage, 28-21, with 9:44 left. Chick caught a pass over the middle in traffic for a 23-yard touchdown and also hauled in a pass from Lomas on the two-point conversion. The Pioneers were not out of the woods yet. They looked to run out the clock, but Matt Feiser intercepted Lomas' pass over the middle and sprinted 67 yards for the tying touchdown with 2:52 remaining. Two series later, Fairlie's interception set up the winning score. It capped a day in which he also had eight tackles, two fumble recoveries and one tackle for a loss. Widener's defense came through on multiple occasions, yielding just 52 yards passing and only 273 yards of offense. The unit also forced seven fumbles with four recoveries and totaled six turnovers. Chick caught nine passes to move into third place on the school's all-time list with 163 and closed with 105 receiving yards. Lomas passed for 217 yards to give him 7,733 career. All-America Doug Schlack had punts of 60 and 66 yards in the first quarter, with the latter pinning Salisbury on its 12 yard line to set up the first score.

Delaware Valley 36, Widener 21 • Nov. 12, 2005 • Doylestown, PA

Widener	7	0	7	7	--	21
Delaware Valley	7	7	7	15	--	36

W	6:43/1	Prothro 7 run (Vinci kick)
D	3:30/1	Porter 2 interception return (Miller kick)
D	6:29/2	McMahon 5 pass from Knoblauch (Miller kick)
W	13:39/3	Schmidt 21 pass from Lomas (Vinci kick)
D	13:22/3	Carmon 64 pass from Knoblauch (Miller kick)
W	13:43/4	Steever 20 pass from Lomas (Vinci kick)
D	8:39/4	Marshall 31 pass from Knoblauch (Miller kick)
D	2:08/4	Marshall 12 pass from Knoblauch (kick failed)
D	1:25/4	Team safety

	Widener	Del. Val.
First Downs	14	25
Rushes-Yards	32-163	45-194
Passing Yards-Net	164	261
Passes Att-Comp-Int	29-11-2	41-24-2
Offensive Plays-Yards	61-327	86-455
Fumbles-Lost	2-2	1-1
Penalties-Yards	2-8	2-15
Possession Time	20:51	38:07
Third-Down Conversions	3-13	7-18

Rushing: W: Prothro 20-145; Rock 7-41; Lomas 5-(-23). D: Cook 25-89; Knoblauch 13-76; Sheffield 6-30; Team 1-(-1). **Passing:** W: Lomas 11-29-2-164. D: Knoblauch 24-41-2-261. **Receiving:** W: Schmidt 4-54; Chick 3-71; Prothro 2-8; Steever 1-20; Schild 1-11. D: Marshall 6-87; Carmon 5-90; Kiphorn 4-19; Sheffield 4-18; Rorer 2-22; Cook 1-12; Foreman 1-8; McMahon 1-5.

Mike Lomas became Widener's all-time leader in passing yards, but it was not enough for his team in a loss at Delaware Valley. Lomas broke the record early in the fourth quarter on a 51-yard pass to Jeff Chick. Lomas finished the contest with 164 yards passing to give him 7,897, eclipsing the previous mark of 7,824 held by Mike Granato (1996, 1998-2000). Lomas threw a 20-yard touchdown pass two plays later to Jon Steever, who made a leaping catch for a 21-21 tie with 13:43 remaining for Widener. But Delaware Valley took the lead for good on the next drive. The Aggies had fourth down and five at the Pioneers 31 yard line, but Adam Knoblauch threw a 31-yard scoring pass to Don Marshall for a 28-21 lead with 8:39 to play. The Aggies widened their margin to 34-21 on their next drive as Knoblauch and Marshall hooked up again, this time on a 12-yard touchdown pass with 2:08 to go. Anthony Silver sacked Lomas in the end zone 43 seconds later for the final margin. Todd Fairlie had a season-best 16 tackles for Widener, marking the sixth time this season he notched at least 10. He also recorded an interception and a blocked field goal. Khalee Prothro rushed 20 times for 145 yards and a touchdown for the Pioneers, who were ranked 38th in the nation by Don Hansen's Weekly Football Gazette entering today. Knoblauch completed 24-of-41 passes for 261 yards and four touchdowns for the Aggies, ranked seventh in the country. Steve Cook had 25 carries for 89 yards. Widener grabbed a 7-0 lead with 6:43 left in the first quarter on Prothro's seven-yard scoring run. Delaware Valley answered three minutes later on Justin Porter's two-yard interception return for a tie. Sean McMahon caught a five-yard touchdown pass from Knoblauch midway through the second quarter for a 14-7 Aggies' lead. Mike Schmidt brought the Pioneers to a 14-14 tie, hauling in a slant over the middle and running 21 yards for the score early in the third quarter. Delaware Valley went to the bag of tricks to grab a 21-14 lead on the ensuing drive. Cook took the hand off and threw a backward pass across the field to Knoblauch, who fired a 64-yard touchdown strike to David Carmon.

2005 RECAPS

Widener 27, Montclair St. 18 • Nov. 19, 2005 • Chester, PA • ECAC South Atlantic Bowl

Montclair St.	0	3	0	15	--	18
Widener	0	14	7	6	--	27

M	11:43/2	Doffont 32 field goal
W	10:12/2	Rock 14 run (Vinci kick)
W	1:13/2	Schmidt 4 pass from Lomas (Vinci kick)
W	5:21/3	Chick 28 pass from Lomas (Vinci kick)
M	9:42/4	Lettizia 8 pass from . Ferriol (Doffont kick)
W	5:35/4	Vinci 22 field goal
W	2:24/4	Vinci 36 field goal
M	:45/4	McCoach 1 run (Scott pass)

	Montclair St.	Widener
First Downs	24	19
Rushes-Yards	32-116	41-75
Passing Yards	301	266
Passes Att-Comp-Int	49-24-3	34-20-1
Offensive Plays-Yards	81-417	75-341
Fumbles-Lost	2-1	0-0
Penalties-Yards	11-113	5-49
Possession Time	28:36	31:24
Third-Down Conversions	1-13	6-17

Rushing: M: McCoach 17-91; Greenberg 3-24; Ferriol 12-1. W: Prothro 19-81; Rock 13-27; Chick 1-4; Team 4-(-7); Lomas 4-(-30). **Passing:** M: Ferriol 24-49-3-301. W: Lomas 20-34-1-266. **Receiving:** M: Reitmeyer 5-96; Lettizia 5-61; Carter 5-60; Fronjian 3-30; McCoach 2-22; Domke 2-19; Scott 2-13. W: Chick 5-111; Schmidt 5-88; Steever 3-31; Prothro 3-0; Schild 1-27; J. Fagnani 1-9; Shaw 1-2; Rock 1-(-2).

Jeff Chick had five catches for 111 yards and a touchdown in being named Most Outstanding Player for Widener in the ECAC South Atlantic Bowl. The victory gave the Pioneers their first postseason title since capturing the 1981 NCAA Division III championship and the first triumph in their three ECAC contests. It was the school's first postseason game since the 2001 NCAA quarterfinals against Bridgewater. The win also gives Widener its first undefeated season at home (5-0) since notching the same mark in 2002. It is the fifth time in eight seasons the team has notched eight overall victories. The Red Hawks struck first early in the second quarter when Vin Doffont booted a 32-yard field goal for a 3-0 lead. Widener was quick to answer on the next drive. Khalee Prothro rushed 34 yards to the MSU 14 yard line and Dominic Rock followed with a touchdown run with 10:12 left for a 7-3 margin. The Pioneers struck once more late in the half for a 14-3 lead. Chick hauled in a pass and raced 26 yards to the Red Hawks four yard line. On the next play, Mike Lomas found a wide open Mike Schmidt in the end zone with 1:13 to go in the half. Widener bumped its lead to 21-3 with 6:31 to play in the third quarter thanks to Chick's 28-yard touchdown catch from Lomas. A.J. Lettizia caught an eight-yard touchdown pass from Eric Ferriol and Ryan McCoach added a one-yard scoring run for MSU. They were sandwiched around two Widener field goals from Frank Vinci. Chick moved into second place on the school's all-time receptions list with 171. He also is sixth in Widener annals with 2,315 yards. Lomas completed 20-of-34 passes for 266 yards, becoming the first player in school history to throw for over 8,000 yards. Todd Fairlie finished with 15 tackles and fellow senior Fran Golden also played solidly with 10 tackles, two sacks, a forced fumble and a fumble recovery. Ferriol completed 24-of-49 passes for 301 yards with McCoach contributing 17 carries for 91 yards. Brian Reitmeyer caught five passes for 96 yards for Montclair State, which owned a 417-341 edge in total offense.



Widener Pioneers
2005 ECAC South Atlantic Bowl
Champions

The Middle Atlantic States Collegiate Athletic Corporation, formerly called the Middle Atlantic States Collegiate Athletic Conference, and commonly known as the MAC, originated in 1912 as a loose confederation of colleges. It was unified into an actual all-sports playing conference in 1952 and became the oldest and largest Division III conference holding NCAA membership.

In 1999, spurred by changes in the NCAA championship structure, the corporation formed as an umbrella for three conferences: Commonwealth (Albright, Elizabethtown, Juniata, Lebanon Valley, Messiah, Moravian, Susquehanna, Widener), Freedom (Delaware Valley, DeSales, Drew, FDU-Florham, King's, Lycoming, Scranton, Wilkes), and Middle Atlantic (all 16 institutions).

The earliest records indicate that the Middle Atlantic States Collegiate Athletic Association was organized December 11, 1912. The first annual meeting was held May 16, 1913, followed by the first annual track meet at Lafayette College the next day.

In subsequent years, the association grew and many leagues sprang within it. The Middle Atlantic Collegiate Wrestling Association, formed in March 1925, was the first to name a Middle Atlantic champion. The first basketball conference, formed as three divisions (North, West, South), had winners join an at-large selection for a four-team playoff. The three-section alignment eventually dissolved, but the Southern Division remained intact. Alignments were further altered when the NCAA created Divisions I, II and III.

The MAC added women's athletics in 1978-79. The steady incorporation of senior women's administrators into the conference hierarchy reached its zenith when Dr. Carol Fritz, associate athletic director at Western Maryland, was elected president in 1986.

During the first 76 years, several athletic directors served as conference coordinators on a part-time basis. David B. Eavenson, a MAC legend, served as president, publicity director and executive director from 1972 to 1988. In 1988, Nathan Salant became the conference's first full-time executive director.

Major changes were made for the 1993-94 year. Ten schools left to form their own association. Their departure served as a catalyst for the presidents and athletic administrators of the remaining 16 schools to form a streamlined, efficient, dual-league organization. This "new look"

was part of a national movement to consolidate similar institutions for competitive athletic opportunities while increasing presidential involvement in the setting of athletic policy.

It was also the year the Middle Atlantic Conference hired its first female executive director, Linda Hopple, who began her duties October 1993 and retired in May 2000. Kenneth Andrews took over for Hopple, becoming the conference's third full-time executive director.

The conference office was housed at Widener University from 1988-93. It was moved to the campus of Lebanon Valley College upon the hiring of Hopple and remains there today.

A moratorium on new membership ended in June 1995. In December of that year, the board accepted Allentown College (now DeSales University) as a new member of the conference, effective for the 1997-98 academic year. DeSales was placed in the Freedom League, replacing Upsala College, which closed its doors at the end of the 1994-95 academic year.

The conference sponsors competition in 23 sports, 12 for men and 11 for women, including, baseball, basketball, cross country, field hockey, football, golf, indoor and outdoor track and field, lacrosse, soccer, softball, swimming, tennis, volleyball and wrestling.

First Team All-Middle Atlantic Conference

Jeff Chick Widener

Second Team All-Middle Atlantic Conference

Michael Fagnani Widener

Todd Fairlie Widener

Khalee Prothro Widener

Rookie of the Year: Khalee Prothro, Widener

Offensive Player of the Year: Adam Knoblauch, Del. Val.

Defensive Player of the Year: Kyle Follweiler, Wilkes

Coach of the Year: Frank Sheptock, Wilkes

Middle Atlantic Conference Postseason Results

NCAA First Round (November 19)

Delaware Valley 37, Curry 22

Rowan 42, Wilkes 3

NCAA Second Round (November 26)

Delaware Valley 21, Hobart 14

NCAA Quarterfinals (December 3)

Rowan 27, Delaware Valley 21

ECAC South Atlantic Bowl (November 19)

Widener 27, Montclair State 18

ECAC Southwest Bowl (November 19)

Moravian 14, Frostburg State 7

Middle Atlantic Conference Standings

TEAM	MAC	OVERALL
1. Delaware Valley	9-0 1.000	12-1 .923
2. Wilkes	8-1 .889	8-3 .727
3. Widener	6-3 .667	8-3 .727
4. Moravian	5-4 .556	7-4 .636
Lycoming	5-4 .556	6-4 .600
King's	5-4 .556	5-5 .500
7. Albright	4-5 .444	5-5 .500
FDU-Florham	4-5 .444	4-6 .400
9. Lebanon Valley	2-7 .222	2-8 .200
10. Susquehanna	1-8 .111	2-8 .200
11. Juniata	0-9 .000	0-10 .000

YEAR-BY-YEAR AWARDS

C. ROBERT CHERVANIK '37 AWARD

(Leadership and Academics)

2005	Mike Lomas, QB	1994	Blaise Coleman, LB
2004	Larry Hendrickson, OL	1993	Dave Braksator, OL
2003	Jeff Shahan, DL	1992	Keith Dukes, SE
2002	Steve Hutchison, LB	1991	Scott Russell, LB
2001	T.J. Hess, DB	1990	David Wood, DB
2000	Matt Witmer, LB	1989	Kevin Beetel, LB
1999	Jason Bottoms, OL	1988	Mike Betts, LB
1998	Chris Hutchison, FB	1987	Joe Baker, G
1997	Jesse Merscher, DB	1986	Dan Hiester, T
1996	Clarence Giles, LB	1985	Ted Johannssen, SS
1995	Doug MacLaughlin, FB	1984	Pete Stolzer, C

LEO ORLOWSKY '59 DEDICATION AWARD

(Service, Commitment, Loyalty and Inspiration)

2005	Todd Fairlie, DB	1993	Chris MacHenry, LB
2004	B.J. Hogan, DB	1992	Jerry Atchison, DL
2003	Mike Stewart, LB	1991	Jeff Nyikos, LB
2002	Steve Varrasse, LB		Rob Lockhart, LB
2001	Mark Del Tin, LB	1990	Dave Bell, DB
2000	Sean Selover, FB	1989	Dan Santhouse, SB
1999	Charlie Finnegan, TE	1988	Al Azzari, DB
1998	Joe Turchi, DB	1987	Kim Harris, TB
1997	Calvin Tull, WR	1986	Joe Leach, LB
1996	Lloyd Hill, DL	1985	Kevin Quinn, FB
1995	Anthony Gossette, RB	1984	Jack Wuerstle, LB
1994	Jim Clements, DL		

F. EUGENE DIXON, JR., BOWL

(Dedication and unselfish contribution by a senior)

2005	Jeff Chick, WR	1995	Blaise Coleman, LB
2004	Jeff Pilling, DL	1994	Dave Braksator, OL
2003	Thomas DeMoss, DL	1993	Mark Fitzgerald, LB
2002	Mike Warker, QB	1992	Jeff Wilmot, DE
2001	Michael Coleman, WR	1991	Art Serano, DE
	Jim Jones, WR	1990	David Wood, DB
2000	Mike Granato, QB	1989	John Collins, OLB
1999	Dan McClain, DL	1988	Mike Betts, LB
1998	Brandon Richards, DL	1987	Michael Soffel, FS
1997	Jack Signor, DL	1986	Joe Leach, LB
1996	Stephen Perez, FB	1985	John Roche, WR

JOE D'ANGELO, JR., '81 MEMORIAL AWARD

(The person who loves to practice and has integrity without compromise)

2005	Moises Perez, RB	2001	Kevin McCann, QB
2004	Brad Trentzsch, OLB	2000	Jason Haitkin, DL
2003	Bo Fischer, WR	1999	Larry Bartel, TE
2002	Brendan Heron, LB	1998	Brett Riley, OL

DOWNTOWN WILKES-BARRE TOUCHDOWN CLUB

In conjunction with the Melberger Award, presented to the outstanding Division III football player, the Downtown Wilkes-Barre Touchdown Club recognizes the Middle Atlantic Conference with special awards.

Middle Atlantic Conf. Champs	1994, 1995, 2000, 2001, 2002
Melberger Award Finalist	Jim Jones 2001
Coach of the Year	Bill Cubit 1994
	Bill Zwaan 2000, 2001
Most Valuable Player	Vic Ameye 1995
	Mike Granato 2000
	Michael Coleman, Jim Jones 2001
Offensive Player of the Year	Vic Ameye 1995
Defensive Player of the Year	Antonio Moore 1994
	Bill Nourse 1998
	Tom Eisenhower 1999
Defensive Lineman of the Year	O.J. McElroy 1994
	Bill Nourse 1998

MOST VALUABLE PLAYERS BY POSITION

OFFENSIVE LINE	RECEIVER	OFFENSIVE BACK
2005	Jeff Chick	James Fagnani
2004	Tyreek Saviour	Mike Lomas
2003	Tyreek Saviour	Raymond Keshel
2002	Mike deMarteleire	Mike Warker
2001	Michael Coleman	Mike Ambrose
	Jim Jones	
2000	Michael Coleman	Mike Ambrose
	Jim Jones	Sean Selover
1999	Jim Jones	Jerome Robinson
1998	Trent Everett	Leon Payne
1997	Trent Everett	Leon Payne
1996	Joe Brangan	Leon Payne
1995	Boonta Kheuangthirath	Robshawne Little
1994	Boonta Kheuangthirath	Anthony Gossette
1993	Keith Dukes	Anthony Gossette
1992	Keith Dukes	Bill Bailey
1991	Tom Needham	Bill Bailey
1990	Joe Sweeley	Brian Lower
1989	Dan Santhouse	Alan Robinson
1988	Tony Reid	Alan Robinson
1987	Tony Reid	Mike Gatto
1986	Drew Frantz	Kim Harris
1985	Mark Manera	Steve Forward
1984	John Roche	Bob Mangold

DEFENSIVE LINE	LINEBACKER	DEFENSIVE BACK
2005	Matt Yost	Todd Fairlie
2004	Nick Rubino	B.J. Hogan
2003	Mike Stewart	B.J. Hogan
2002	Steve Varrasse	B.J. Hogan
2001	Mark Del Tin	T.J. Hess
2000	Matt Witmer	T.J. Hess
	Tom Eisenhower	Dante Trader
1999	Bill Collins	Dominic Dinisio
1998	Jason Raysor	Mark Lowman
1997	Clarence Giles	Mark Lowman
1996	Blaise Coleman	Sean Stoner
1995	Blaise Coleman	Jeff Steigerwalt
1994	Blaise Coleman	Joe Scarpati
1993	Blaise Coleman	Joe Scarpati
1992	Jim Pitts	Jeff Allison
1991	Dave Elison	Joe Scarpati
1990	Scott Russell	David Wood
1989	Kevin Beetel	David Wood
1988	Kevin Beetel	Al Azzari
1987	Shawn Sheehan	Michael Soffel
1986	John Mininno	Michael Soffel
1985	Greg Stevenson	John Quillinan
1984	Jack Wuerstle	Dave Walls

SPECIAL TEAMS MOST VALUABLE PLAYER

2005	Doug Schlack	2002	Brendan Heron
2004	Doug Schlack	2001	Jim Jones
2003	Jeff Chick		

OVERALL TEAM MOST VALUABLE PLAYER

2005	Todd Fairlie, DB	2000	Mike Granato, QB
2004	Jeff Chick, WR	1999	Tom Eisenhower, LB
2003	Thomas DeMoss, DL	1998	Bill Nourse, DL
2002	Mike Warker, QB	1997	Brian Greene, QB
2001	Michael Coleman, WR	1996	Clarence Giles, LB

ECAC PLAYER OF THE YEAR AWARDS


2001	Jim Jones, WR	1986	John Mininno, LB
2000	Mike Granato, QB	1982	Tony Stefanoni, DL
1999	Mike Granato, QB	1980	Tom Deery, DB
1995	Vic Ameye, QB	1988	Al Azzari, DB
1977	Eugene Zawoiski, RB		

NATIONAL FOOTBALL FOUNDATION AND COLLEGE HALL OF FAME

Billy "White Shoes" Johnson was among the first class of divisional football players inducted into the National Football Foundation and College Hall of Fame in August 1996. Fellow All-American Tom Deery became Widener second inductee in 1998, entering the hall's third class.



One of the most colorful and amazing open field runners in college football, Johnson still holds 29 school game, season and career records. During his time at Widener he shattered no less than nine all-time NCAA marks and 12 Middle Atlantic Conference records. During his career (1971-73), Johnson scored 62 touchdowns, rushed for 3,737 yards and accounted for 5,404 all-purpose yards.



Deery sparked many Widener comebacks with key interceptions and long kick returns, leading his team to a four-year record of 42-3 and a Division III National title in 1981. A three-time (1979-81) Kodak All-American, Deery still holds four school records, including career interceptions (24), career punt return yards (1,007), career interception return yards (293) and longest kickoff return yards (100).

OTHER PRO SIGNINGS

- | | |
|---|---|
| 1974 Mike Anderson, Memphis Southmen * | 1981 Hal Johnson, Oakland Raiders |
| Larry McGuire, Buffalo Bills | Doug Schmitz, Philadelphia Eagles |
| 1975 Eric Alston, New York Giants | 1982 Tom Deery, Baltimore Colts |
| Donnie Watkins, Philadelphia Eagles | Tom Kincade, Philadelphia Stars ^ |
| 1976 John Warrington, Philadelphia Eagles | 1983 Tony Stefanoni, Montreal Concordes & |
| 1977 Gibson Ivery, Philadelphia Eagles | 1986 John Roche, Green Bay Packers |
| 1978 Walker Carter, Buffalo Bills | 1991 Joe Sweeley, Philadelphia Eagles |
| Ron Hodge, Cleveland Browns | Dave Bell, Philadelphia Eagles |
| Chip Zawowski, Philadelphia Eagles | 1998 Bill Nourse, New York Giants |
| 1979 Wayne Pierce, New York Jets | 2002 Michael Coleman, Atlanta Falcons |
| Mike Piersol, Philadelphia Eagles | Jim Jones, Cincinnati Bengals |

* World Football League, ^ United States Football League, & Canadian Football League

PIONEERS IN THE PROS AND DRAFT CHOICES

JIM MAGNER

1931 Frankford Yellowjackets

ED KAWAL

1931; 33-36 Chicago Bears
1937 Washington Redskins

BILL "REDS" POLLOCK

1935-36 Chicago Bears
1937; 42-43 Philadelphia Eagles

ED WALSH

1961 New York Titans

JACK KLOTZ

1956 Los Angeles Rams • 18th Round
1960-62 New York Titans
1963-64 New York Jets
1965 Houston Oilers

TOM NOLAN

1962 New York Titans • 22nd Round

WALT "DUKE" CRATE

1962 Boston Patriots • 23rd Round

BILLY "WHITE SHOES" JOHNSON

1974 Houston Oilers • 15th Round
1974-80 Houston Oilers
1981 Montreal Concordes
1982-87 Atlanta Falcons
1988 Washington Redskins

JOE FIELDS

1975 New York Jets • 14th Round
1975-87 New York Jets
1988 New York Giants

TOM DEERY

1982 Baltimore Colts • 10th Round

MICHAEL COLEMAN

2002 Atlanta Falcons • 7th Round
2003 St. Louis Rams • Practice squad

ALL-AMERICAS

ASSOCIATED PRESS			CoSIDA ACADEMIC ALL-DISTRICT			COACHES ASSOCIATION		
	<i>Little All-America</i>		1980	Tony Anderson, LB	1st	1972	Billy Johnson, RB	1st
1948	Tony Caia, B	HM		Tom Deery, DB	1st	1973	Billy Johnson, RB	1st
1949	Walt Udovich, E	HM		Doug Schmitz, C	1st	1975	John Warrington, DB	1st
1956	Cappy Hill, E	3rd		Hal Johnson, RB	2nd	1976	Al Senni, OL	1st
	Yommie Costello, QB	HM		Guy Martin, DL	2nd	1977	Chip Zawoiski, RB	1st
1958	Herm Sweeney, C	HM		Mike Orio, G	2nd	1979	Tom Deery, DB	1st
1960	Dick Dundee, G	HM		Bill Fulton, T	3rd	1980	Tom Deery, DB	1st
	Bill Mahoney, C	HM	1983	Jack Wuerstle, LB	HM	1981	Tom Deery, DB	1st
	Gary Piff, E	HM	1985	John Roche, WR	2nd	1982	Tony Stefanoni, DL	1st
1961	John Dishaw, C	HM		Joe Leach, LB	HM	1988	Dave Duffy, DL	1st
	Tom Nolan, T	HM	1986	Dan Hiester, T	HM	1998	Bill Nourse, DL	1st
1962	John Dishaw, C	3rd		Joe Leach, LB	HM	2001	Jim Jones, WR	1st
1971	Richie Weaver, RB	HM	1987	Joe Baker, G	HM	2003	Thomas DeMoss, DL	1st
1972	Billy Johnson, RB	1st		Michael Soffel, DB	HM			
1973	Billy Johnson, RB	1st	1988	Dave Duffy, DL	1st	DON HANSEN'S FOOTBALL GAZETTE		
1975	Jackie Long, RB	HM		Al Azzari, DB	2nd	1988	Al Azzari, DB	1st
	John Warrington, DB	HM		Mike Downs, P	3rd		John Collins, LB	HM
1976	Gibson Ivery, WR	HM		John Collins, LB	HM		Dave Duffy, DL	1st
1977	Chip Zawoiski, RB	3rd	1989	Michael Rose, K	HM	1989	John Collins, LB	1st
	Walker Carter, WR	HM		John Collins, LB	3rd	1991	Art Serano, DL	HM
	Jim Connor, DL	HM	1990	Joe Tahmoosh, T	HM	1993	Blaise Coleman, LB	HM
1979	Tom Deery, DB	HM		Mark McKenna, DL	HM		O.J. McElroy, DL	HM
	Hal Johnson, RB	HM	1993	David Wood, DB	HM	1994	O.J. McElroy, DL	1st
1980	Tom Deery, DB	HM	1994	O.J. McElroy, DL	1st		Antonio Moore, DB	1st
	Hal Johnson, RB	HM		Antonio Moore, DB	1st		Dave Braksator, OL	2nd
	Ernie Moyer, OL	HM		Dave Braksator, OL	2nd	1995	Blaise Coleman, LB	3rd
	Doug Schmitz, C	HM		Blaise Coleman, LB	2nd		Vic Ameys, QB	3rd
1981	Tom Deery, DB	3rd	1995	Blaise Coleman, LB	1st		Blaise Coleman, LB	3rd
	Tom Kincade, WR	HM		Jeff Bell, OL	2nd		Brian Hamill, K	3rd
	Mark Stephan, K	HM	1996	Clarence Giles, LB	HM	1997	Jack Signor, DL	HM
1982	Tony Stefanoni, DL	2nd	1997	Jason Raysor, LB	HM	1998	Bill Nourse, DL	1st
	Mike Forward, RB	HM	1998	Bill Nourse, DL	1st		Jason Raysor, LB	2nd
	Tom Sutton, OL	HM		Jeff Kuc, OL	2nd		Leon Payne, RB	3rd
1984	John Roche, WR	HM		Jason Raysor, LB	2nd		Jeff Noonan, K	HM
	Jack Wuerstle, LB	HM		Jeff Noonan, K	HM	1999	Tom Eisenhower, LB	1st
1985	Joe Leach, LB	HM		Leon Payne, RB	HM	2000	T.J. Hess, DB	2nd
	John Roche, WR	HM	1999	Tom Eisenhower, LB	3rd		Jim Jones, WR	2nd
1986	John Mininno, LB	HM	2000	Jim Jones, WR	1st		Michael Coleman, WR	3rd
1988	Dave Duffy, DL	3rd		T.J. Hess, DB	2nd		Bill Woodburn, OL	3rd
1995	Blaise Coleman, LB	3rd	2001	T.J. Hess, DB	1st	2001	Michael Coleman, WR	1st
1998	Bill Nourse, DL	1st		Michael Coleman, WR	2nd		T.J. Hess, DB	1st
2001	Michael Coleman, WR	2nd		Jim Jones, WR	2nd		Defensive Player of the Year	
2003	Thomas DeMoss, DL	1st		Tom Worrilow, OL	2nd		Jim Jones, WR	2nd
			2002	Mike Warker, QB	HM		Tom Worrilow, OL	2nd
	ACADEMIC ALL-AMERICA			Ryan Killian, DL	1st	2002	Ryan Killian, DL	3rd
2005	Doug Schlack	1st	2003	Thomas DeMoss, DL	1st		Steve Varrasse, DL	3rd
1994	Dave Braksator	2nd	2005	Doug Schlack, P	1st	2005	Todd Fairlie, DB	1st
1998	Brandon Richards	1st					East Region DB of the Year	
1999	Matt Witmer	2nd	COLLEGE FOOTBALL CHRONICLE					
2000	Andrew Waxman	2nd	UNsung HERO ALL-AMERICA					
2001	T.J. Hess	1st	1997	Calvin Tull, WR	1st		D3FOOTBALL.COM	
	Academic All-America of the Year					2000	Michael Coleman, WR	2nd
	College Division and Football						Jim Jones, WR	2nd
2005	Doug Schlack	1st				2001	Michael Coleman, WR	1st
							T.J. Hess, DB	1st
	WOODY HAYES						Jim Jones, WR	2nd
	NATIONAL SCHOLAR-ATHLETE		1994	Vic Ameys, QB		2003	Thomas DeMoss, DL	3rd
1999	Brandon Richards, LB		2001	T.J. Hess, DB		2005	Todd Fairlie, DB	HM
2002	T.J. Hess, DB							
							JEWISH POST & OPINION	
	POSTGRADUATE SCHOLARSHIPS		1998	Bill Nourse, DL		1979	Al Minker, RB	1st
	NATIONAL FOOTBALL FOUNDATION		2001	Jim Jones, WR		1980	Al Minker, RB	1st
	AND COLLEGE HALL OF FAME		2002	Mike Warker, QB		1981	Gary Clofine, RB	1st
1990	Steve Cianci, QB	\$10,000	2003	Thomas DeMoss, DL		2000	Andrew Waxman, LB	1st
2001	T.J. Hess, DB	\$18,000						
							WILLIAMSON RATING SYSTEM	
	NCAA		1948	Walt Udovich, E	HM	1956	Cappy Hill, E	2nd
2001	T.J. Hess, DB	\$5,000	1949	Walt Udovich, E	HM	1958	Herm Sweeney, C	HM

Rushing Attempts (Game)

1. Leon Payne	36	vs. Albright, 1998
2. Steve Forward	34	vs. Upsala, 1985
Leon Payne	34	vs. Juniata, 1996
4. Leon Payne	33	vs. Wilkes, 1998
Donnie Watkins	33	vs. Dickinson, 1974

Rushing Attempts (Season)

1. Leon Payne	266	1998
2. Leon Payne	220	1996
3. Jackie Long	202	1975
4. Richie Weaver	195	1971
5. Chip Zawoiski	186	1977

Rushing Attempts (Career)

1. Leon Payne	647	1996-98
2. Hal Johnson	433	1977-80
3. Donnie Watkins	412	1971-74
4. Billy Johnson	411	1971-73

Rushing Yards (Game)

1. Richie Weaver*	363	vs. Moravian, 1970
2. Billy Johnson	286	vs. Swarthmore, 1973
3. Leon Payne	263	vs. Del. Valley, 1996
4. Billy Johnson	246	vs. Leb. Valley, 1973

Rushing Yards (Season)

1. Billy Johnson\$	1556	1972
2. Billy Johnson\$	1496	1973
3. Leon Payne	1402	1998
4. Richie Weaver	1267	1971

Rushing Yards (Career)

1. Billy Johnson^	3737	1971-73
2. Leon Payne	3436	1996-98
3. Hal Johnson	3087	1977-80
4. Richie Weaver	2604	1969-71

Rushing Yards Per Attempt (Game)

1. Billy Johnson#	19.1	vs. Swarthmore, 1973
2. Billy Johnson	18.0	vs. St. John's, 1972
3. Hal Johnson	17.3	vs. Del. Valley, 1980

Rushing Yards Per Attempt (Season)

1. Billy Johnson#	10.5	1972
2. Hal Johnson	9.1	1980
3. Billy Johnson	8.9	1973

Rushing Yards Per Attempt (Career)

1. Billy Johnson#	9.1	1971-73
2. Hal Johnson	7.1	1977-80
3. Rich Roberts	6.9	1972-75

Rushing Touchdowns (Game)

1. Tony Caia*	5	vs. Swarthmore, 1948
2. Billy Johnson*	5	vs. Muhlenberg, 1972
3. Billy Johnson*	5	vs. Swarthmore, 1973

Rushing Touchdowns (Season)

1. Billy Johnson\$	23	1972
2. Billy Johnson\$	21	1973
3. Leon Payne	20	1998
4. Chip Zawoiski	17	1977

Rushing Touchdowns (Career)

1. Billy Johnson*	51	1971-73
2. Leon Payne	38	1996-98
3. Hal Johnson	27	1977-80

100-Yard Rushing Games (Season)

1. Billy Johnson	9	1972
Chip Zawoiski	9	1977
3. Leon Payne	8	1998

100-Yard Rushing Games (Career)

1. Billy Johnson	21	1971-73
2. Leon Payne	19	1996-98

200-Yard Rushing Games (Season)

1. Billy Johnson	4	1972, 1973
2. Leon Payne	2	1996, 1998

200-Yard Rushing Games (Career)

1. Billy Johnson	8	1971-73
------------------	---	---------

Passing Attempts (Game)

1. Mike Lomas*	67	vs. Lycoming, 2003
2. Mike Lomas	60	vs. King's, 2004
Mike Lomas	60	vs. Susquehanna, 2004
4. Mike Granato	58	vs. Susquehanna, 1998
5. Steve Cianci	56	vs. Lycoming, 1990
Vic Ameye	56	vs. Lycoming, 1995
7. Mike Lomas	51	vs. King's, 10/22/05
8. Brian Greene	50	vs. Lycoming, 1996

Passing Attempts (Season)

1. Mike Lomas	418	2005
2. Mike Lomas	396	2004
3. Mike Lomas	353	2003
4. Vic Ameye	333	1995
5. Steve Cianci	314	1990

Passing Attempts (Career)

1. Mike Lomas	1170	2002-05
2. Mike Granato	854	1996, 1998-2000
3. Brian Greene	708	1994-97
4. Vic Ameye	696	1992-95
5. Mike Warker	568	2001-02
6. Steve Pahls	510	1967-69

Passing Completions (Game)

1. Mike Lomas*	37	vs. Lycoming, 2003
2. Vic Ameye^	36	vs. Lycoming, 1995
3. Mike Warker	30	vs. Moravian, 2002
4. Steve Cianci	27	vs. Lycoming, 1990
Mike Granato	27	vs. Susquehanna, 1998
Mike Lomas	27	vs. Albright, 2003
7. Steve Pahls	26	vs. Wilkes, 1969
Mike Lomas	26	at Leb. Valley, 9/24/05
9. Steve Cianci	25	vs. Albright, 1990
Vic Ameye	25	vs. Del. Valley, 1995

Passing Completions (Season)

1. Mike Lomas	229	2004
2. Mike Lomas	227	2005
3. Vic Ameye	195	1995
4. Mike Lomas	180	2003
5. Mike Warker	157	2001
6. Steve Cianci	153	1990
Brian Greene	153	1996

Passing Completions (Career)

1. Mike Lomas	637	2002-05
2. Mike Granato	422	1996, 1998-2000
3. Vic Ameye	383	1992-95
4. Brian Greene	343	1994-97
5. Mike Warker	309	2001-02
6. Steve Pahls	243	1967-69

300+-Yard Passing Games

1. Mike Warker	462	vs. Moravian, 2001
2. Mike Granato	435	vs. Leb. Valley, 2000
3. Mike Granato	425	vs. FDU-Madison, 1999
4. Vic Ameye	419	vs. Del. Valley, 1995
5. Mike Lomas	413	vs. King's, 2004
6. Mike Granato	395	vs. Susquehanna, 1998
7. Brian Greene	388	vs. Moravian, 1996
8. Mike Lomas	387	vs. Leb. Valley, 9/24/05
9. Mike Granato	381	vs. Juniata, 1999
10. Mike Lomas	379	vs. Lycoming, 2003
Mike Lomas	377	vs. Susqu., 10/15/05
12. Mike Warker	374	vs. Moravian, 2002
13. Brian Greene	366	vs. Leb. Valley, 1994
14. Mike Warker	364	vs. Susquehanna, 2001
Yommie Costello	364	vs. Leb. Valley, 1956
16. Mike Warker	362	vs. Juniata, 2001
Vic Ameye	362	vs. Lycoming, 1995
18. Mike Lomas	351	vs. Albright, 2004
19. Mike Lomas	342	vs. Juniata, 10/29/05
20. Mike Granato	338	vs. Susquehanna, 2000
21. Mike Lomas	335	vs. Susquehanna, 2004
22. Mike Lomas	332	vs. Albright, 2003
Steve Pahls	332	vs. Wilkes, 1969
24. Steve Cianci	330	vs. Moravian, 1990
25. Mike Warker	328	vs. Susquehanna, 2002
26. Mike Granato	324	vs. Del. Valley, 1999
27. Mike Lomas	321	vs. Del. Valley, 2003
28. Mike Granato	316	vs. Del. Valley, 2000
29. Mike Lomas	315	vs. Moravian, 2004
30. Vic Ameye	314	vs. Susquehanna, 1995
31. Mike Warker	312	vs. Wilkes, 2002
Mike Granato	312	vs. Albright, 1999
33. Mike Granato	306	vs. Lycoming, 1998

Passing Yards (Season)

1. Mike Lomas	3024	2005
2. Mike Granato	2870	1999
3. Mike Granato	2802	2000
4. Mike Lomas	2764	2004
5. Mike Warker	2751	2001
6. Vic Ameye	2669	1995
7. Mike Warker	2616	2002
8. Brian Greene	2415	1996
9. Mike Lomas	2363	2003

Passing Yards (Career)

1. Mike Lomas	8163	2002-05
2. Mike Granato	7824	1996, 1998-2000
3. Mike Warker	5367	2001-02
4. Brian Greene	5342	1994-97
5. Vic Ameye	5340	1992-95
6. Dan Guy	2980	1981-84

Passing Touchdowns (Game)

1. Mike Warker	6	vs. Moravian, 2001
2. Mike Warker	5	vs. Wilkes, 2001
Mike Warker	5	vs. Albright, 2001

RECORDS

Mike Granato 5 vs. Leb. Valley, 2000	Receptions (Game)	3. Michael Coleman 6 2001
Mike Granato 5 vs. Albright, 1999	1. Mike Duggan^ 15 vs. Drexel, 1969	Jim Jones 6 2001
Mike Lomas 5 vs. Leb Valley, 2003	Joe Sweeley^ 15 vs. Albright, 1990	5. Tyreak Saviour 5 2002
Vic Ameye 5 vs. Del. Valley, 1995	Mike deMarteleire 15 vs. Moravian, 2002	Matt Giello 5 1999
		Jim Jones 5 1999
		Tyreak Saviour 5 2003
		Jeff Chick 5 2005
Passing Touchdowns (Season)	Receptions (Season)	
1. Mike Warker 32 2001	1. Jeff Chick 73 2005	
2. Mike Granato 31 2000	2. Tyreak Saviour 71 2003	
3. Mike Granato 25 1999	3. Tyreak Saviour 66 2004	100-Yard Receiving Games (Career)
Brian Greene 25 1997	4. Jim Jones 62 2000	1. Jim Jones 17 1999-2001
5. Mike Warker 24 2002	5. Joe Sweeley 59 1990	2. Michael Coleman 15 1998-2001
Mike Lomas 24 2005	6. Jim Jones 58 2001	3. Tyreak Saviour 10 2001-04
	7. John Roche 56 1985	4. John Roche 9 1982-85
		5. Jeff Chick 8 2002-05
		6. Trent Everett 7 1995-98
Passing Touchdowns (Career)	Receptions (Career)	200-Yard Receiving Games (Season)
1. Mike Granato 72 1996, 1998-2000	1. Tyreak Saviour 188 2001-2004	1. Jim Jones 3 2000
2. Mike Lomas 63 2002-05	2. Jeff Chick 171 2002-05	2. Michael Coleman 2 2001
3. Mike Warker 56 2001-02	3. Jim Jones 170 1999-2001	
4. Brian Greene 47 1994-97	4. Boonta Kheuangthirath 159 1992-95	200-Yard Receiving Games (Career)
5. Bob Cole 35 1978-81	5. Michael Coleman 139 1998-2001	1. Jim Jones 4 1999-2001
	6. John Roche 128 1982-85	2. Michael Coleman 3 1998-2001
	7. Mike Duggan 93 1968-70	
Completion Percentage (Game)	Receiving Yards (Game)	Receiving Touchdowns (Game)
1. Dan Guy^ .833 vs. Del. Valley, 1984	1. Jim Jones 252 vs. Moravian, 2001	1. Tyreak Saviour 4 vs. Juniata, 2002
2. Yommie Costello .818 vs. Leb. Valley, 1956	2. Jim Jones 250 vs. Leb. Valley, 2000	2. Luther Bowen 3 vs. FDU-Florham, 2002
	3. Jim Jones 243 vs. Juniata, 2000	Michael Coleman 3 vs. Moravian, Juniata, 2001; vs. Lycoming, Del. Valley, 2000;
	4. Michael Coleman 238 vs. Juniata, 2001	vs. Del. Valley, 1999
	5. Jim Jones 225 vs. W. Maryland, 2000	Jim Jones 3 vs. Wilkes, Moravian, Albright, 2001; vs. Leb. Valley, 2000
	Michael Coleman 225 vs. Del. Valley, 2000	Tom Kincade 3 vs. F & M, 1980
	7. Michael Coleman 213 vs. FDU-Madison, 2001	B. Kheuangthirath 3 vs. Wilkes, Del. Val., 1995
	8. B. Kheuangthirath 200 v. Susquehanna, 1992	Robsawne Little 3 vs. King's, 1995
		Trent Everett 3 vs. King's, 1997
Completion Percentage (Season)		Tyreak Saviour 3 vs. FDU-Florham, 2003
1. Vic Ameye .615 1994	Receiving Yards (Season)	Khalee Prothro 3 vs. Moravian, 10/1/05
2. Vic Ameye .586 1995	1. Jim Jones 1439 2000	
3. Glenn Bennett .585 1985	2. Michael Coleman 1274 2000	Receiving Touchdowns (Season)
4. Mike Lomas .578 2004	3. Michael Coleman 1201 2001	1. Michael Coleman 18 2000
5. Mike Warker .577 2001	4. Tyreak Saviour 1138 2003	2. Michael Coleman 15 2001
6. Greg Melton .550 1976	5. Jim Jones 1047 1999	3. Jim Jones 14 2000
	6. Jim Jones 1037 2001	4. Trent Everett 13 1997
Completion Percentage (Career)	Receiving Yards (Career)	5. Boonta Kheuangthirath 11 1995
1. Glenn Bennett .585 1985	1. Jim Jones 3523 1999-2001	Michael Coleman 11 1999
2. Vic Ameye .550 1992-95	2. Michael Coleman 3254 1998-2001	Jim Jones 11 2001
3. Mike Lomas .544 2002-05	3. Tyreak Saviour 2820 2001-04	Receiving Touchdowns (Career)
Mike Warker .544 2001-02	4. B. Kheuangthirath 2711 1992-95	1. Michael Coleman^ 44 1998-2001
5. Greg Melton .513 1975-76	5. John Roche 2331 1982-85	2. Jim Jones 30 1999-2001
	6. Jeff Chick 2315 2002-05	3. Trent Everett 27 1995-98
200-Yard Passing Games (Season)	7. Trent Everett 1640 1995-98	4. Boonta Kheuangthirath 22 1992-95
1. Mike Lomas 9 2005	Receiving Yards (Game)	
2. Mike Warker 8 2002	1. Michael Coleman* 56.7 vs. FDU-Madison, 1999	Total Offense (Game)
Mike Warker 8 2001		1. Mike Warker 473 vs. Moravian, 2001
Mike Granato 8 2000	Yards Per Reception (Season)	2. Mike Granato 435 vs. Leb. Valley, 2000
Mike Granato 8 1999	1. Michael Coleman* 27.7 2000	3. Vic Ameye 417 vs. Del. Valley, 1995
Vic Ameye 8 1995	2. Jim Jones 23.2 2000	4. Mike Warker 415 vs. Moravian, 2002
		5. Brian Greene 402 vs. Moravian, 1996
200-Yard Passing Games (Career)	Yards Per Reception (Career)	
1. Mike Lomas 24 2002-05	1. Michael Coleman* 23.4 1998-2001	Total Offense (Season)
2. Mike Granato 20 1996, 1998-2000	2. Gordon Stewart 21.9 1977-80	1. Mike Lomas 2950 2005
3. Mike Warker 16 2001-02	3. Cappy Hill 21.5 1954-57	2. Mike Warker 2720 2001
4. Vic Ameye 11 1992-95	4. Jim Jones 20.7 1999-2001	3. Mike Granato 2707 2000
Brian Greene 11 1994-97		4. Mike Granato 2687 1999
	100-Yard Receiving Games (Season)	
300-Yard Passing Games (Season)	1. Michael Coleman 7 2000	
1. Mike Lomas 4 2004	Jim Jones 7 2000	
Mike Warker 4 2002		
Mike Granato 4 2000		
4. Mike Lomas 3 2003		
Mike Lomas 3 2005		
300-Yard Passing Games (Career)		
1. Mike Lomas 10 2002-05		
2. Mike Granato 9 1996, 1998-2000		
3. Mike Warker 7 2001-02		

5. Vic Ameye	2644	1995	3. Jeff Chick	33	2002-05	2. Dom Mancini	37.7	vs. Ursinus, 1975
6. Mike Warker	2624	2002	4. Robsawne Little	32	1994-95			
			5. Mike Schmidt	28	2004-	Punt Returns Yards Per Season		
Total Offense (Career)			6. Kim Harris	27	1983, 1985-87	1. Billy Johnson\$	34.1	1972
1. Mike Lomas	7904	2002-05				2. Billy Johnson	20.9	1973
2. Mike Granato	7388	1996, 1998-2000	Kickoff Return Yards (Game)			3. Billy Johnson	17.7	1971
3. Mike Warker	5344	2001-02	1. Steve Hayko	167	vs. Albright, 1991			
4. Vic Ameye	5295	1992-95	2. Joe Carter	164	vs. Kings Point, 1964	Punt Returns Yards Per Career		
5. Brian Greene	5081	1994-97	Kim Harris	164	vs. Lycoming, 1983	1. Billy Johnson#	24.7	1971-73
6. Bob Cole	3763	1978-81				2. Steve Warrington	11.9	1977-80
			Kickoff Return Yards (Season)			3. Tom Deery	11.6	1978-81
Total Offense Plays (Game)			1. Jerome Robinson	625	1999			
1. Mike Lomas*	72	vs. Lycoming, 2003	2. Jeff Chick	467	2003	Punt Return Touchdowns (Game)		
2. Steve Cianci	68	vs. Lycoming, 1990	3. Howard Hudson	421	1984	1. Billy Johnson#	3	vs. St. John's, 1972
3. Vic Ameye	64	vs. Lycoming, 1995	4. Kim Harris	420	1983			
4. Steve Cianci	62	vs. Leb. Valley, 1990	5. Bill Eisele	405	1985	Punt Return Touchdowns (Season)		
						1. Billy Johnson#	4	1972
Total Offense Plays (Season)			Kickoff Return Yards (Career)					
1. Mike Lomas	449	2005	1. Bill Eisele	1296	1985-88	Punt Return Touchdowns (Career)		
2. Mike Lomas	432	2004	2. Jerome Robinson	848	1998-99	1. Billy Johnson#	7	1971-73
3. Steve Cianci^	430	1990	3. Robsawne Little	785	1994-95			
4. Vic Ameye	380	1995	4. Mike Schmidt	662	2004-	Blocked Punts (Season)		
5. Mike Lomas	373	2003	5. Jeff Chick	633	2002-05	1. Bob Furca	2	1988
Mike Warker	373	2002	6. Kim Harris	556	1983, 1985-87	Dave Bell	2	1990
7. Brian Greene	342	1996	7. Mark Draft	475	1976-77	Dave Wood	2	1990
Total Offense Plays (Career)			Kickoff Return Yards Per Game			Blocked Punts (Career)		
1. Mike Lomas	1294	2002-05	1. Robsawne Little	45.5	vs. FDU-Madison, 1994	1. Dave Wood	4	1988-90
2. Mike Granato	930	1996, 1998-2000	2. Joe Carter	41.0	vs. Kings Point, 1964			
3. Vic Ameye	861	1992-95	Mike deMarteleire	41.0	vs. Lycoming, 2002	Touchdowns (Game)		
4. Brian Greene	829	1994-97				1. Billy Johnson*	6	vs. St. John's, 1972
5. Mike Warker	693	2001-02	Kickoff Return Yards Per Season			2. Billy Johnson	5	vs. Swarthmore, 1973
			1. Robsawne Little	32.5	1994	Billy Johnson	5	vs. Muhlenberg, 1972
All-Purpose Yards (Game)			2. Gus Hodson	27.7	1991	Tony Caia	5	vs. Swarthmore, 1948
1. Billy Johnson	450	vs. St. John's, 1972						
2. Richie Weaver	363	vs. Moravian, 1970	Kickoff Return Yards Per Career			Touchdowns (Season)		
			1. Robsawne Little	32.5	1994	1. Billy Johnson\$	27	1972
All-Purpose Yards (Season)			2. Alan Robinson	26.3	1987-89	2. Billy Johnson\$	23	1973
1. Billy Johnson\$	2265	1972				3. Jim Jones	20	2001
2. Jim Jones	1992	2000	Punt Returns (Game)			Leon Payne	20	1998
3. Billy Johnson	1868	1973	1. Bob Mangold	9	vs. Albright, 1984	5. Jim Jones	19	2000
All-Purpose Yards (Career)			Punt Returns (Season)			Touchdowns (Career)		
1. Billy Johnson	5404	1971-73	1. Geroge Johnson	40	1982	1. Billy Johnson*	62	1971-73
2. Jim Jones	4647	1999-2001	2. Bob Mangold	33	1984	2. Leon Payne	47	1996-98
3. Michael Coleman	3638	1998-2001				3. Michael Coleman	44	1998-2001
4. Jeff Chick	3579	2002-05	Punt Returns (Career)			Jim Jones	44	1999-2001
5. Hal Johnson	3415	1977-80	1. Bill Eisele	93	1985-86	5. Boonta Kheuangthirath	29	1992-95
6. Boonta Kheuangthirath	3337	1992-95	2. Tom Deery	87	1978-81			
						Points (Game)		
Kickoff Returns (Game)			Punt Return Yards (Game)			1. Billy Johnson*	36	vs. St. John's, 1972
1. Kim Harris	8	vs. Lycoming, 1983	1. Billy Johnson#	265	vs. St. John's, 1972	2. Billy Johnson	30	vs. Swarthmore, 1973
2. Kim Harris	6	vs. Juniata, 1986	2. Steve Warrington	143	vs. Ursinus, 1978	Billy Johnson	30	vs. Muhlenberg, 1972
Robsawne Little	6	vs. FDU-Florham, 1995				Tony Caia	30	vs. Swarthmore, 1948
Bree Cobb	6	vs. Juniata, 1996	Punt Return Yards (Season)					
			1. Billy Johnson	511	1972	Points (Season)		
Kickoff Returns (Season)			2. George Johnson	444	1982	1. Billy Johnson\$	162	1972
1. Jerome Robinson	28	1999	3. Steve Warrington	358	1977	2. Billy Johnson	138	1973
2. Jeff Chick	23	2003				3. Jim Jones	124	2001
3. Kim Harris	20	1983	Punt Return Yards (Career)			4. Leon Payne	120	1998
Robsawne Little	20	1995	1. Tom Deery	1007	1978-81	5. Jim Jones	114	2000
5. Bill Eisele	19	1985	2. Billy Johnson	989	1971-73	6. Michael Coleman	110	2000
			3. Steve Warrington	787	1977-80			
Kickoff Returns (Career)						Points (Career)		
1. Bill Eisele	62	1985-88	Punt Returns Yards Per Game			1. Billy Johnson*	372	1971-73
2. Jerome Robinson	37	1998-99	1. Billy Johnson#	66.3	vs. St. John's, 1972	2. Leon Payne	282	1996-98

RECORDS

3. Michael Coleman	270	1998-2001
4. Jim Jones	268	1999-2001
5. Boonta Kheuangthirath	184	1992-95
6. Jeff Noonan	175	1995-98

Scoring By Kicking (Game)

1. Brian Hamill^	15	vs. Lycoming, 1995
2. Michael Rose	13	vs. Wilkes, 1988
3. Michael Rose	12	(twice), 1988
Jeff Noonan	12	vs. Moravian, 1996

Scoring By Kicking (Season)

1. Michael Rose	71	1988
2. Jeff Noonan	68	1998
Mark Stephan	68	1981
4. Brian Hamill	60	1995
5. Jeff Noonan	57	1996

Scoring by Kicking (Career)

1. Jeff Noonan	175	1995-98
2. Paul Ragan	145	2000-03
Frank Vinci	145	2002-05
4. Brian Hamill	143	1992-95
5. Michael Rose	136	1986-89
6. Mark Stephan	125	1978-81
7. John Ferko	120	1976-79

Field Goals (Game)

1. Brian Hamill*	5	vs. Lycoming, 1995 (5)
2. Michael Rose	4	vs. Moravian, 1988 (4)
3. Brad Sorkin	3	vs. Leb. Valley, 1990 (4)
Mark Stephan	3	vs. Moravian, 1981 (3)

Field Goals (Season)

1. Mark Stephan^	13	1981 (17)
Michael Rose^	13	1988 (22)
3. Jeff Noonan	11	1998 (16)

Field Goals (Career)

1. Michael Rose	25	1986-89 (40)
2. Jeff Noonan	23	1995-98 (42)
3. Frank Vinci	20	2002-05 (30)
4. Mark Stephan	17	1978-81 (28)
Brian Hamill	17	1992-95 (29)
6. John Ferko	12	1976-79 (30)

Extra Points (Game)

1. John Ferko	8	vs. Ursinus, 1977 (8)
2. Paul Ragan	7	vs. Susqu., 2002 (7)
Paul Ragan	7	vs. Del. Valley, 2000 (7)
Brian Hamill	7	vs. Del. Valley, 1995 (7)
Mark Stephan	7	vs. W. Maryland, 1980 (7)
Michael Rose	7	vs. Wilkes, 1988 (8)
Paul Ragan	7	vs. Wilkes, 2001 (7)
Paul Ragan	7	vs. Leb. Valley, 2003
Frank Vinci	7	vs. Del Valley, 2003
Frank Vinci	7	vs. Juniata, 10/29/05 (7)

Extra Points (Season)

1. Paul Ragan	44	2001 (53)
2. Mark Stephan	42	1980 (46)
3. Brian Hamill	39	1995 (42)
4. Paul Ragan	38	2000 (47)
5. Jeff Noonan	36	1996 (39)
6. Jeff Noonan	35	1998 (42)
Frank Vinci	35	2005 (40)

Extra Points (Career)

1. Paul Ragan*	121	2000-03 (147)
2. Jeff Noonan	106	1995-98 (121)
3. Brian Hamill	92	1992-95 (102)
4. Frank Vinci	85	2002-05 (95)
5. John Ferko	84	1976-79 (91)
6. Mark Stephan	74	1978-81 (82)
7. Nick Pulos	73	1981-84 (82)

Punts (Game)

1. Jim Wark	12	vs. Susquehanna, 1990
2. Tony DiBiasse	11	vs. Moravian, 1969
Jim Wark	11	vs. Juniata, 1991

Punts (Season)

1. Jim Wark	76	1991
2. Jim Wark	72	1990

Punts (Career)

1. Jim Wark*	242	1990-93
2. Kevin Wyszynski	200	1995-99
3. Doug Schlack	163	2003-05
4. Tony DiBiasse	150	1967-69
5. John Ferko	144	1976-79

Punt Yards Per Game

1. Mark Stephan	48.0	vs. W. Maryland, 1980
2. Jim Wark	47.3	vs. Juniata, 1992

Punt Yards Per Season

1. Ken O'Brien	39.3	1974
2. Walt Crate	39.2	1959
3. Kevin Wyszynski	38.9	1999

Punt Yards Per Career

1. Ken O'Brien	37.6	1971-74
2. Christian Kearns	37.3	2000-02
3. Kevin Wyszynski	36.9	1995-99
4. Walt Crate	36.3	1958-61
5. John Ferko	35.9	1976-79

Interceptions (Game)

1. B.J. Hogan	3	vs. Juniata, 2001
Bill Walsh	3	vs. Del. Valley, 2000
Antonio Moore	3	vs. Del. Valley, 1994
Antonio Moore	3	vs. FDU-Madison, 1994
Al Azzari	3	vs. Susquehanna, 1988
Jim Smith	3	vs. Del. Valley, 1981

Interceptions (Season)

1. Antonio Moore\$	13	1994
2. John Warrington	9	1975
3. Tom Deery	8	1981

Interceptions (Career)

1. Tom Deery^	24	1978-81
2. Al Azzari	20	1985-88
3. John Warrington	17	1973-75

Interceptions Return Yards (Game)

1. Fred Baumert	135	vs. Nichols, 1969
2. Andrew Waxman	100	vs. Moravian, 2000
3. Mike Cockill	99	vs. Drexel, 1957

Interceptions Return Yards (Season)

1. Dennis Quinn	145	1974
2. Fred Baumert	135	1969
3. Andrew Waxman	129	2000
4. Bruce Eveleth	122	1972

Interceptions Return Yards (Career)

1. Tom Deery	293	1978-81
2. John Warrington	274	1973-75
3. Bruce Eveleth	242	1970-72

Tackles (Game)

1. Clarence Giles	21	vs. King's, 1996
2. Bill Collins	20	vs. Del. Valley, 1999
3. Tom Eisenhower	19	vs. Susquehanna, 1998
Bill Collins	19	vs. King's, 1997

Tackles (Season)

1. T.J. Hess	130	2000
2. Tom Eisenhower	129	1999
3. Blaise Coleman	124	1995
4. Todd Fairlie	123	2005
5. Bill Collins	122	1999
6. Clarence Giles	116	1996

Tackles (Career)

1. Blaise Coleman	438	1992-95
2. Bill Collins	384	1996-99
3. Clarence Giles	308	1993-96
4. Mark McKenna	292	1987-90

Sacks (Game)

1. Bill Nourse*	6.5	vs. Lycoming, 1998
2. Jason Raysor	5.0	vs. Lycoming, 1997
3. Clarence Giles	4.0	vs. Susquehanna, 1996
Jeff Shahan	4.0	vs. Moravian, 2000

Sacks (Season)

1. Bill Nourse^	18.0	1998
2. O.J. McElroy	15.5	1993
3. John Collins	13.0	1989
Bill Nourse	13.0	1997

Sacks (Career)

1. Bill Nourse	40.0	1995-98
2. John Collins	38.0	1986-89
3. O.J. McElroy	36.0	1992-94



* MAC record; ^ former MAC record
NCAA record; \$ led nation

RUSHING

Year		No.	Yards	TD
1956	Don McCabe	64	393	2
1957	Harry Feinberg	88	408	2
1958	Eddie Cocco	108	626	6
1959	Bobby Coe	77	364	3
1960	Walt Crate	70	315	3
1961	Walt Crate	134	832	3
1962	Joe Carter	99	484	4
1963	Joe Carter	93	420	2
1964	Joe Carter	106	511	4
1965	Joe Piela	94	487	4
1966	Joe Piela	142	708	3
1967	Joe Mossa	120	406	2
1968	Pierce King	103	386	3
1969	Wayne Blalark	94	316	0
1970	Richie Weaver	174	1258	13
1971	Richie Weaver	195	1267	7
1972	Billy Johnson	148	1556	23
1973	Billy Johnson	168	1496	21
1974	Donnie Watkins	174	873	9
1975	Jackie Long	202	1208	6
1976	Dom Mancini	134	828	9
1977	Chip Zawoiski	186	1214	17
1978	Hal Johnson	161	990	4
1979	Hal Johnson	148	1005	10
1980	Hal Johnson	113	1025	12
1981	Jerry Irving	138	975	10
1982	Mike Forward	169	732	12
1983	Jerry Irving	110	661	7
1984	Kevin Savage	123	689	8
1985	Steve Forward	120	571	10
1986	Kim Harris	129	509	4
1987	Mike Gatto	85	500	5
1988	Mike Marrone	70	392	7
1989	Alan Robinson	135	784	9
1990	Brian Lower	73	257	3
1991	Bill Bailey	122	399	2
1992	Bill Bailey	78	325	6
1993	Anthony Gossette	103	482	5
1994	Anthony Gossette	114	797	7
1995	Robsawne Little	99	587	5
1996	Leon Payne	220	1062	8
1997	Leon Payne	161	972	10
1998	Leon Payne	266	1402	20
1999	Jerome Robinson	140	656	4
2000	Mike Ambrose	129	826	5
2001	Michael Gandy	111	669	8
2002	Michael Gandy	135	609	6
2003	Michael Gandy	146	640	7
2004	Dominic Rock	100	441	4
2005	Khalee Prothro	131	911	6

PASSING

Year	Cmp-Att	Yds	TD
1956	Yommie Costello 74-149	1702	17
1957	Mike Cockill 5-34	85	2
1958	Lyn Marozin 8-37	149	1
1959	Bob McElroy 33-56	452	1
1960	Bob McElroy 46-105	543	7
1961	Albie Filoreto 21-50	332	3
1962	Al Brewster 34-80	442	1
1963	John Hamilton 41-89	398	3
1964	Bill Yarnall 64-125	770	6
1965	Bill Yarnall 98-243	1120	4
1966	Bill MacQueen 79-202	989	4
1967	Steve Pahls 100-196	1061	7
1968	Steve Pahls 66-141	828	7
1969	Steve Pahls 77-173	875	4
1970	Tom Byrne 37-80	427	4
1971	Tom Byrne 25-62	504	5
1972	Ken O'Brien 22-55	289	1
1973	Ken O'Brien 17-44	258	2
1974	Ken O'Brien 47-100	754	8
1975	Greg Melton 26-58	479	6
1976	Greg Melton 55-100	971	14
1977	Mark Walter 40-76	878	11
1978	Mark Walter 33-80	411	5
1979	Bob Cole 44-86	690	12
1980	Bob Cole 60-111	1231	16
1981	Bob Cole 49-114	967	7
1982	Bob Mangold 31-84	598	3
1983	Dan Guy 50-96	1054	9
1984	Dan Guy 104-205	1577	17
1985	Glenn Bennett 137-234	1663	10
1986	Joe Bakey 46-140	651	0
1987	Dan Stoffere 49-90	683	7
1988	Dan Stoffere 69-158	1123	13
1989	Dan Stoffere 46-113	664	6
1990	Steve Cianci 153-314	1994	10
1991	Scott MacHenry 62-136	854	3
1992	Vic Ameye 56-111	857	4
1993	Scott MacHenry 91-185	1191	8
1994	Vic Ameye 83-135	1236	9
1995	Vic Ameye 195-333	2669	21
1996	Brian Greene 153-299	2415	18
1997	Brian Greene 133-284	2022	25
1998	Mike Granato 147-280	2041	15
1999	Mike Granato 143-300	2870	25
2000	Mike Granato 123-254	2802	31
2001	Mike Warker 157-272	2751	32
2002	Mike Warker 152-296	2616	24
2003	Mike Lomas 152-353	2363	20
2004	Mike Lomas 229-296	2764	19
2005	Mike Lomas 227-418	3024	24

RECEIVING

Year	No	Yards	TD	
1956	Cappy Hill	39	852	10
1957	Cappy Hill	3	48	1
1958	Walt Crate	4	59	1
1959	Walt Crate	10	186	0
1960	Gary Piff	23	209	2
1961	Walt Crate	20	347	5
1962	Joe Fineman	9	141	1
1963	Joe Giampalmi	17	144	1
1964	Joe Carter	25	260	1
1965	Bob Grosch	46	509	1
1966	Spike Pierson	26	429	2
1967	Dave Mancini	30	409	3
1968	Wayne Blalark	21	285	4
1969	Mike Duggan	40	328	1
1970	Mike Duggan	39	428	1
1971	Billy Johnson	5	202	3
1972	Tony Simmons	9	154	1
1973	Paul Gardiner	5	83	0
1974	Gibson Ivery	24	381	4
1975	Gibson Ivery	16	338	5
1976	Gibson Ivery	29	527	7
1977	Walker Carter	26	440	6
1978	Gordon Stewart	6	149	1
1979	Tom Kincade	21	247	2
1980	Tom Kincade	31	547	9
1981	Tom Kincade	34	702	6
1982	John Roche	10	226	1
1983	John Roche	27	548	4
1984	John Roche	35	749	9
1985	John Roche	56	795	2
1986	Kim Harris	22	330	0
1987	Dan Santhouse	18	382	3
1988	Dan Santhouse	30	441	5
1989	Dan Santhouse	23	427	4
1990	Joe Sweeley	59	728	4
1991	Tom Needham	23	345	3
1992	Boonta Kheuangthirath	40	712	4
1993	Keith Dukes	48	738	4
1994	Boonta Kheuangthirath	34	654	3
1995	Boonta Kheuangthirath	50	898	11
1996	Joe Brangan	32	526	4
1997	Trent Everett	32	673	13
1998	Trent Everett	37	625	9
1999	Jim Jones	50	1047	5
2000	Jim Jones	62	1439	14
2001	Michael Coleman	55	1201	15
2002	Tyreak Saviour	39	851	9
2003	Tyreak Saviour	71	1138	7
2004	Tyreak Saviour	66	831	7
2005	Jeff Chick	73	1025	6

INTERCEPTIONS

Year	No.	Yds.	TD	
1974	Dennis Quinn	7	145	0
1975	John Warrington	9	82	0
1976	Gerry Gaeta	3	44	0
	Randy Wise	3	18	0
1977	Steve Warrington	3	11	0
	Bill Johnson	3	11	0
1978	Tom Deery	4	24	0
1979	Mark Valerio	5	108	1
	Tom Deery	5	83	1
1980	Tom Deery	7	108	1
1981	Tom Deery	8	78	0
1982	Jim Smith	5	84	0
	Lew Irving	5	40	0
1983	Dan Dougherty	6	63	0
1984	Dave Walls	5	0	0
1985	John Quillinan	4	29	0
	Al Azzari	4	7	0
1986	Al Azzari	6	23	0
1987	Al Azzari	5	45	0
1988	Earle Masciulli	6	70	0
1989	Earle Masciulli	5	0	0
1990	Mike Lenge	5	36	0
1991	Keith Morey	3	14	0
1992	Jeff Allison	5	26	0
1993	Four tied with	2	--	0
1994	Antonio Moore	13	116	1
1995	Sean Stoner	4	78	1
1996	Travis Sims	3	34	0
1997	Jesse Merscher	3	7	0
1998	Ryan Ricedorff	5	79	0
	Joe Turchi	5	97	2
1999	Tom Eisenhower	4	73	1
2000	T.J. Hess	4	47	0
2001	B.J. Hogan	6	109	0
	Darren Sinclair	6	70	1
2002	B.J. Hogan	2	77	1
	Nick Rubino	2	44	0
	Billy Walsh	2	0	0
2003	B.J. Hogan	5	84	1
2004	B.J. Hogan	6	72	0
2005	Todd Fairlie	5	108	0

NCAA TOURNAMENT RECORDS

INDIVIDUAL RECORDS			RESULTS		
RUSHING ATTEMPTS			TOTAL OFFENSE		
G: 31	Chip Zawoiski	at Central, 1977	G: 414	Mike Granato	vs. Springfield, 2000
T: 73	Chip Zawoiski	1977	T: 1117	Mike Granato	2000
C: 90	Gary Clofine	1979-81	C: 1117	Mike Granato	2000
RUSHING YARDS			PUNT RETURNS		
G: 187	Mike Ambrose	vs. W & J, 2001	G: 6	Steve Warrington	vs. Wabash, 1977
T: 362	Chip Zawoiski	1977	T: 13	Steve Warrington	1977
C: 474	Mike Ambrose	2000-01	C: 13	Steve Warrington	1977
RUSHING TOUCHDOWNS			PUNT RETURN YARDS		
G: 3	Gary Clofine	at Bethany, 1980	G: 81	Jim Jones	vs. Bridgewater, 2001
	Jim Jones	vs. Hobart, 2000	T: 148	Steve Warrington	1977
T: 6	Jim Jones	2000	C: 148	Steve Warrington	1977-80
C: 9	Jim Jones	2000-01	TOUCHDOWNS		
PASSING ATTEMPTS			G: 5	Jim Jones	vs. Hobart, 2000
G: 67	Vic Ameye	at Lycoming, 1995	T: 11	Jim Jones	2000
T: 107	Mike Granato	2000	C: 20	Jim Jones	2000-01
C: 107	Mike Granato	2000	POINTS		
PASS COMPLETIONS			G: 30	Jim Jones	vs. Hobart, 2000
G: 29	Vic Ameye	at Lycoming, 1995	T: 66	Jim Jones	2000
T: 56	Mike Granato	2000	C: 120	Jim Jones	2000-01
C: 56	Mike Granato	2000	POINTS KICKING		
PASSING YARDS			G: 13	Paul Ragan	at Springfield, 2000
G: 415	Mike Granato	at Springfield, 2000	T: 26	Paul Ragan	2000
T: 1147	Mike Granato	2000	C: 26	Paul Ragan	2000
C: 1147	Mike Granato	2000	PUNTS		
PASSING TOUCHDOWNS			G: 10	John Ferko	vs. Albany, 1977
G: 5	Jim Jones	vs. Hobart, 2000	T: 21	Mark Stephan	1981
T: 13	Mike Granato	2000	C: 31	John Ferko	1976-79
C: 13	Mike Granato	2000	INTERCEPTIONS		
RECEPTIONS			G: 2	Steve Warrington	at Wittenberg, 1979
G: 10	Jim Jones	vs. W & J, 2001		2 Bob O'Toole	vs. Dayton, 1980
T: 23	Jim Jones	2000	T: 3	Tom Deery	1981
C: 45	Jim Jones	2000-01	C: 6	Tom Deery	1978-81
RECEIVING YARDS			INTERCEPTION RETURN YARDS		
G: 197	Jim Jones	at Springfield, 2000	G: 43	Michael Coleman	vs. Hobart, 2000
T: 560	Michael Coleman	2000	T: 67	Lew Irving	1981
C: 1040	Michael Coleman	2000-01	C: 84	Tom Deery	1978-81
RECEIVING TOUCHDOWNS			TEAM GAME RECORDS		
G: 4	M. Coleman	at Springfield, 2000	Rushing Attempts	76	vs. Albright, 1975
T: 8	Michael Coleman	2000	Rushing Yards	354	at Central, 1977
C: 12	Michael Coleman	2000-01	Passing Attempts	67	at Lycoming, 1995
OFFENSIVE PLAYS			Passing Completions	29	at Lycoming, 1995
G: 70	Vic Ameye	at Lycoming, 1995	Passing Yards	415	vs. Springfield, 2000
T: 113	Mike Granato	2000	Total Offense	647	vs. Springfield, 2000
C: 200	Bob Cole	1979-81	Points	61	vs. Springfield, 2000
			ALL-TIME RECORDS		
			Round of 32 3-2	
			Round of 16 2-0	
			Quarterfinals (QF) 6-3	
			Semifinals (SF) 2-4	
			Final (F) ^ 2-0	
			Totals 15-9	
			^ Amos Alonzo Stagg Bowl (Phenix City, AL)		
			G: Game, T: Tournament, C: Career		

The **1977** season provided more than just the school's first NCAA championship in any sport. It provided many memorable moments for a team who stuck together throughout the campaign after beginning in less than ideal shape.

The offense looked in disarray with just one returning starter. The defense was in a worse predicament after three standouts decided, respectively, to quit, become a state trooper and enter the Marines. Leave it to perennially optimistic coach *Bill Manlove (pictured)* to turn the tide and create one of the school's most magical runs.

Manlove was not the only one wearing blue and gold in high spirits. After Widener's season-opening 28-0 victory over Lebanon Valley, All-America running back Chip Zawoiski told Manlove, "I'll see you in Alabama, Coach" (site of the national championship game). Zawoiski's prognostication did not look profound after the following week's loss to Fordham, but little did anyone know that would be the Pioneers' final setback of the year.

The Pioneers (11-1) rolled through the remainder of the regular season and into the NCAA Tournament for the second time in three years. A quarterfinal date at Central in Pella, Iowa turned out to be no match. The home team sported the nation's leading rusher, but Zawoiski stole the show with a then tournament-record 31 carries along with 171 yards in Widener's 19-0 victory.

The semifinal against Albany State was played in the mud at Memorial Stadium, coupled with a brutal wind. The Pioneers squandered an early 12-0 lead, but Steve Warrington's 52-yard punt return for a touchdown was the catalyst in a 33-15 victory, confirming Zawoiski's insight and Manlove's belief in his unit.

The Stagg Bowl in Phenix City, AL against Wabash saw Widener fall into a 10-0 hole. But in a contest which featured five lead changes, the Pioneers' biggest play gave them an insurmountable advantage. The usually cautious Manlove called for quarterback Mark Walter to hit Walker Carter on a bomb, which worked for a 70-yard touchdown pass late in the game and a 39-28 lead.

Upon the conclusion of Widener's 39-36 victory, students who witnessed the nationally televised game on a rented seven-foot screen in Alumni Auditorium poured out of the hall and on to nearby Memorial Stadium in jubilation.

The offense that looked skeptical, at first, saw Zawoiski finish the season with 1,576 rushing yards and 21 touchdowns, and Walter close with 1,312 yards passing and 15 touchdowns. The defense, minus all the defections, held seven opponents in single figures and yielded just 11.6 points per game.

The **1981** undefeated season was as much about a team celebration than anything else. After all, the senior class could claim at year's end a 42-3 record over four seasons, four conference championships, three NCAA Tournament appearances and a national championship.

But it was one player who stood out. *Tom Deery (pictured)*, a three-time All-American and one of two Pioneers in the College Football Hall of Fame, not only was the spark plug on defense and special teams a fourth straight season, but again provided the big moments when needed.

Unlike the 1980 season when the Pioneers cruised to most of their victories, the '81 campaign was a scratch-and-claw effort that saw the team defeat some game opponents and prepare them for bigger tests.

The first big test was the last game of the regular season at Swarthmore with the MAC Southern Division title and an NCAA berth at stake. The Garnet fans were seeking a huge upset on their home turf, but the Pioneers' defense came through by allowing just 53 yards rushing in a 16-6 victory.

The national quarterfinals the following week at West Georgia this time provided an opportunity for the pass defense to shine. Widener surrendered just 89 yards through the air and held on for a 10-3 triumph.

Enter Montclair State to Memorial Stadium for the semifinals. Enter Tom Deery.


The Indians scored early in the fourth quarter to close within 14-12. Deery made sure it would once again be a two-possession game. Breaking a school record that stood since 1926, Deery returned the ensuing kickoff 100 yards for a touchdown and a 21-12 game. The 23-12 victory once again had the Pioneers packing their bags for Phenix City.

This time, the final opponent would be one a little more familiar. Dayton not only was the defending national champion, but it had rallied from a 24-point deficit the year before for a stunning 28-24 semifinal victory over Widener in Chester.

Just like 1977, the Pioneers found themselves in a 10-0 quagmire in the Stagg Bowl. They found a way again and this time, it would be Deery to the rescue.

The Flyers looked to increase their margin, but Deery intercepted a pass and ran 76 yards for a touchdown and a 10-7 deficit. Tony Britton gave Widener the lead for good on a 20-yard touchdown run and Mark Stephan added a 23-yard field goal for a 17-10 victory, capping a 13-0 season.

Deery ended the campaign with 11 interceptions along with 833 return yards.



Albright Oct. 7 at Chester, PA; 1:00 pm (Homecoming)

<p>Location: Reading, PA Enrollment: 1,600 • Nickname: Lions Colors: Red & White Conference: Middle Atlantic Stadium: Shirk Stadium (5,000) President: Dr. David C. Stineback Athletics Director: Dr. Steve George 2005 Records: 5-5, (4-5 MAC, T-7th) Head Coach: E.J. Sandusky Career Record: 48-44 (9) Record at School: 48-44 (9) SID: Jeff Feiler (jfeiler@alb.edu) Phone: 610-921-7678 • Fax: 610-921-7566 Press Box Phone: 610-921-7839 Hotline: 610-921-7833 Web Site: www.albright.edu</p>	<p>2005 Results (5-5, 5-4 MAC)</p>	<p>2006 Schedule</p>
	<p>9/10 at Ursinus W 34-33 9/17 at Susquehanna * W 21-7 9/24 King's * W 29-27 10/1 at Juniata * W 42-23 10/8 Widener L 19-33 10/15 at Delaware Valley * L 34-35 10/22 FDU-Florham * L 14-17 10/29 at Wilkes * L 21-48 11/5 Lycoming * L 13-14 11/12 at Lebanon Valley * W 40-39</p>	<p>9/9 Ursinus 7:00 9/16 Susquehanna * 7:00 9/23 at King's * 1:30 9/30 Juniata * 1:30 10/7 at Widener * 1:00 10/14 Delaware Valley * 1:00 10/21 at FDU-Florham * 1:00 10/28 Wilkes * 1:00 11/4 at Lycoming * 1:00 11/11 Lebanon Valley * 1:00</p>

Delaware Valley Nov. 11 at Chester, PA; 1:00 pm

<p>Location: Doylestown, PA Enrollment: 1,587 • Nickname: Aggies Colors: Forrest Green & Gold Conference: Middle Atlantic Stadium: James Work Memorial Stadium (4,000) President: Dr. Thomas C. Leamer Athletics Director: Frank Wolfgang 2005 Records: 12-1 (9-0 MAC, 1st) Head Coach: Jim Clements Career Record: 0-0 Record at School: 0-0 SID: Matt Levy (levym@devalcol.edu) Phone: 215-489-2937 • Fax: 215-230-2963 Press Box Phone: 215-489-2383 Hotline: 215-489-4855 (1946) Web Address: www.devalcol.edu</p>	<p>2005 Results (12-1, 9-0 MAC)</p>	<p>2006 Schedule</p>
	<p>9/3 at Moravian * W 31-22 9/10 at FDU-Florham * W 49-3 9/17 Wilkes * W 17-14 9/24 at Lycoming * W 31-13 10/1 Lebanon Valley * W 38-7 10/15 Albright * W 35-34 10/22 at Susquehanna * W 48-14 10/29 King's W 28-19 11/5 at Juniata * W 58-27 11/12 Widener * W 36-21 11/19 Curry (NCAA) W 37-22 11/26 Hobart (NCAA) W 21-14 12/3 Rowan (NCAA) L 21-27</p>	<p>9/9 FDU-Florham 1:00 9/16 at Wilkes * 1:00 9/23 Lycoming * 1:00 9/30 at Lebanon Valley * 1:00 10/7 Moravian * 1:00 10/14 at Albright * 1:00 10/21 Susquehanna * 1:00 10/28 at King's * 1:30 11/4 Juniata * 1:00 11/11 at Widener * 1:00</p>

Juniata Oct. 28 at Huntingdon, PA; 1:30 pm

<p>Location: Huntingdon, PA Enrollment: 1,400 • Nickname: Eagles Colors: Yale Blue & Old Gold Conference: Middle Atlantic Stadium: Knox Stadium (3,000) President: Dr. Thomas R. Kepple, Jr. Athletics Director: Larry Bock 2005 Records: 0-10 (0-9 MAC, 11th) Head Coach: Darryl Alt Career Record: 1-19 (2) Record at School: 1-19 (2) SID: Joel Cookson (cooksoj@juniata.edu) Phone: 814-641-3134 • Fax: 814-641-3127 Press Box Phone: 814-643-5704 Web Address: www.juniata.edu</p>	<p>2005 Results (0-10, 0-9 MAC)</p>	<p>2006 Schedule</p>
	<p>9/3 Dickinson L 13-30 9/10 at Lycoming * L 0-35 9/17 Lebanon Valley * L 27-35 9/24 at Moravian * L 14-49 10/1 Albright * L 23-42 10/8 at Susquehanna * L 7-35 10/15 King's * L 20-25 10/29 at Widener * L 7-52 11/5 Delaware Valley * L 27-58 11/12 at FDU-Florham * L 41-51</p>	<p>9/2 at Dickinson 1:00 9/9 Lycoming * 1:30 9/16 at Lebanon Valley * 1:00 9/23 Moravian * 1:30 9/30 at Albright * 1:00 10/7 Susquehanna * 1:30 10/14 at King's * 1:30 10/28 Widener * 1:30 11/4 at Delaware Valley * 1:00 11/11 FDU-Florham * 1:00</p>

King's Oct. 21 at Chester, PA; 1:00 pm

Location: Wilkes-Barre, PA

Enrollment: 1,700 • Nickname: Monarchs

Colors: Red & Gold

Conference: Middle Atlantic

Stadium: Betzler Fields (3,000)

President: Rev. Thomas O'Hara, C.S.C.

Athletics Director: Cheryl J. Ish

2005 Records: 5-5 (5-4 MAC, T-4th)

Head Coach: Rich Mannello

Career Record: 57-76-1 (13)

Record at School: 57-76-1 (13)

SID: Bob Ziadie (robertziadie@kings.edu)

Phone: 570-208-5934 • Fax: 570-208-5937

Press Box Phone: 570-823-5879

Web Address: www.kings.edu

2005 Results (5-5, 5-4 MAC)

9/3	St. John Fisher	L	7-42
9/10	at Lebanon Valley *	W	27-6
9/17	Moravian *	L	18-29
9/24	at Albright *	L	27-29
10/1	Susquehanna *	W	56-0
10/15	at Juniata *	W	25-20
10/22	Widener *	W	31-24
10/29	at Delaware Valley *	L	19-28
11/5	FDU-Florham *	W	49-21
11/12	at Wilkes *	L	13-36

2006 Schedule

9/2	at St. John Fisher	4:00
9/9	Lebanon Valley *	1:30
9/16	at Moravian *	1:00
9/23	Albright *	1:30
9/30	at Susquehanna *	2:00
10/14	Juniata *	1:30
10/21	at Widener *	1:00
10/28	Delaware Valley *	1:30
11/4	at FDU-Florham *	1:00
11/11	Wilkes *	12:30

Lebanon Valley Sept. 23 at Chester, PA; 1:00 pm

Location: Annville, PA

Enrollment: 1,600 • Nickname: Flying Dutchmen

Colors: Blue and White

Conference: Middle Atlantic

Stadium: Arnold Field (4,000)

President: Dr. Stephen C. MacDonald

Athletics Director: Kathleen Tierney

2005 Records: 2-8 (2-7 MAC, 9th)

Head Coach: Jim Monos

Career Record: 48-79-2 (13)

Record at School: 48-79-2 (13)

SID: Braden Snyder (bsnyder@lvc.edu)

Phone: 717-867-6033 • Fax: 717-867-6035

Press Box Phone: 717-867-6836

Web Address: www.lvc.edu/athletics

2005 Results (2-8, 2-7 MAC)

9/3	at Gettysburg	L	27-34
9/10	King's *	L	6-27
9/17	at Juniata *	W	35-27
9/24	Widener *	L	38-41
10/1	at Delaware Valley *	L	7-38
10/8	FDU-Florham *	W	43-15
10/15	at Wilkes *	L	6-28
10/22	Lycoming *	L	6-7
11/5	at Moravian *	L	35-38
11/12	Albright *	L	39-40

2006 Schedule

9/2	Gettysburg	1:00
9/9	at King's *	1:30
9/16	Juniata *	1:00
9/23	at Widener *	1:00
9/30	Delaware Valley *	1:00
10/7	at FDU-Florham *	1:00
10/14	Wilkes *	1:00
10/21	at Lycoming *	1:30
11/4	Moravian *	1:00
11/11	at Albright *	1:00

Lycoming Sept. 16 at Williamsport, PA; 1:00 pm

Location: Williamsport, PA

Enrollment: 1,500 • Nickname: Warriors

Colors: Blue & Gold

Conference: Middle Atlantic

Stadium: Person Field (3,700)

President: Dr. James E. Douthat

Athletics Director: Frank Girardi

2005 Records: 6-4 (5-4 MAC, T-4th)

Head Coach: Frank Girardi

Career Record: 250-85-5 (34)

Record at School: 250-85-5 (34)

SID: James Nekoloff (nekoloff@lycoming.edu)

Phone: 570-321-4028 • Fax: 570-321-4337

Press Box Phone: 570-323-5765

Hotline: 570-321-4188

Web Address: www.lycoming.edu/sports

2005 Results (6-4, 5-4 MAC)

9/10	Juniata *	W	35-0
9/17	at Widener *	L	7-15
9/24	Delaware Valley *	L	13-31
10/1	at FDU-Florham *	L	14-49
10/8	Wilkes *	L	14-17
10/15	Ithaca	W (ot)	33-30
10/22	at Lebanon Valley *	W	7-6
10/29	Moravian *	W	17-13
11/5	at Albright *	W	14-13
11/12	Susquehanna *	W (ot)	17-10

2006 Schedule

9/9	at Juniata *	1:30
9/16	Widener *	1:00
9/23	at Delaware Valley *	1:00
9/30	FDU-Florham *	1:30
10/7	at Wilkes *	1:00
10/21	Lebanon Valley *	1:30
10/28	at Moravian *	1:00
11/4	Albright *	1:00
11/11	at Susquehanna *	1:30

2006 OPPONENTS

Widener

Moravian Sept. 30 at Bethlehem, PA; 1:00 pm

Location: Bethlehem, PA

Enrollment: 1,500 • Nickname: Greyhounds

Colors: Blue & Grey

Conference: Middle Atlantic

Stadium: Rocco Calvo Field (2,000)

President: Christopher M. Thomforde

Athletics Director: Paul R. Moyer

2005 Records: 7-4 (5-4 MAC, T-4th)

Head Coach: Scot Dapp

Career Record: 117-78-1 (19)

Record at School: 117-78-1 (19)

SID: Mark Fleming (sportsinfo@moravian.edu)

Phone: 610-861-1472 • Fax: 610-861-1581

Press Box Phone: 610-865-8025

Hotline: 610-625-7865

Web Address: www.moravian.edu

2005 Results (7-4, 5-4 MAC)

9/3	Delaware Valley *	L	22-31
9/10	Susquehanna *	W	22-10
9/17	at King's *	W	29-18
9/24	Juniata *	W	49-14
10/1	at Widener *	L	24-34
10/15	at FDU-Florham *	W	41-17
10/22	Wilkes *	L	17-27
10/29	at Lycoming *	L	13-17
11/5	Lebanon Valley *	W	38-35
11/12	at Muhlenberg	W	24-19
11/19	at Frostburg St. (ECAC)	W	14-7

2006 Schedule

9/9	at Susquehanna *	3:00
9/16	King's *	1:00
9/23	at Juniata *	1:30
9/30	Widener *	1:00
10/7	at Delaware Valley *	1:00
10/14	FDU-Florham *	1:00
10/21	at Wilkes *	1:00
10/28	Lycoming *	1:00
11/4	at Lebanon Valley *	1:00
11/11	Muhlenberg	1:00

Salisbury Nov. 4 at Chester, PA; 1:00 pm

Location: Salisbury, Md.

Enrollment: 6,800 • Nickname: Sea Gulls

Colors: Maroon & Gold

Conference: Atlantic Central

Stadium: Sea Gull Stadium (2,500)

President: Dr. Janet Dudley-Eshbach

Athletic Director: Dr. Michael Vienna

2005 Records: 8-3 (4-0 ACFC, 1st)

Head Coach: Sherman Wood

Career Record: 45-26 (7)

Record at School: 45-26 (7)

SID: Sam Atkinson

Phone: 410-543-6016 • Fax: 410-546-2639

Web Address: www.salisbury.edu

2005 Results (8-3, 4-0 ACFC)

9/3	Methodist	W	48-28
9/10	at SUNY Brockport *	W	35-30
9/17	at Chris. Newport	W	44-24
9/24	Montclair State	L	27-31
10/1	Apprentice School *	W	77-13
10/15	Buffalo State *	W	66-20
10/22	Saint Peter's	W	41-16
10/29	at Wesley	L	19-63
11/5	Widener	L	28-31
11/12	vs Frostburg State*	W	30-24
11/19	F&M (ECAC)	W	27-23

2006 Schedule

9/2	at Washington & Jefferson	1:00
9/9	SUNY Brockport *	1:00
9/16	Christopher Newport	1:00
9/23	at Montclair State	1:00
9/30	at Apprentice School *	1:30
10/14	SUNY Morrisville	1:00
10/19	at Saint Peter's	7:00
10/28	Wesley *	1:00
11/4	at Widener	1:00
11/11	vs. Frostburg State *	2:00

Susquehanna Oct. 14 at Selinsgrove, PA; 1:30 pm

Location: Selinsgrove, PA

Enrollment: 1,895 • Nickname: Crusaders

Colors: Orange & Maroon

Conference: Middle Atlantic

Stadium: Nicholas A. Lopardo (3,500)

President: Dr. L. Jay Lemons

Athletic Director: Pam Samuelson

2005 Records: 2-8 (1-8 MAC, 10th)

Head Coach: Steve Briggs

Career Record: 94-68 (17)

Record at School: 94-68 (17)

SID: Jim Miller (jmiller@susqu.edu)

Phone: 570-372-4119 • Fax: 570-372-4048

Press Box Phone: 570-372-4305

Hotline: 570-372-4432

Web Address: www.susqu.edu

2005 Results (2-8, 1-8 MAC)

9/3	Ursinus	W	24-16
9/10	at Moravian *	L	10-22
9/17	Albright *	L	7-21
10/1	at King's *	L	0-56
10/8	Juniata *	W	35-7
10/15	at Widener *	L	7-42
10/22	Delaware Valley *	L	14-48
10/29	at FDU-Florham *	L	16-21
11/5	Wilkes *	L	38-59
11/12	at Lycoming *	L (ot)	10-17

2006 Schedule

9/2	at Ursinus	1:00
9/9	Moravian *	3:00
9/16	at Albright *	7:00
9/30	King's *	2:00
10/7	at Juniata *	1:30
10/14	Widener *	1:30
10/21	at Delaware Valley *	1:00
10/28	FDU-Florham *	1:30
11/4	at Wilkes *	1:00
11/11	Lycoming *	1:30

Wilkes Sept. 9 at Chester, PA; 1:00 pm

Location: Wilkes-Barre, PA

Enrollment: 2,300 • Nickname: Colonels

Colors: Navy Blue & Gold

Conference: Middle Atlantic

Stadium: Ralston Field (4,000)

President: Dr. Joseph E. Gilmour

Athletic Director: Addy Malatesta

2005 Records: 8-3 (8-1 MAC, 2nd)

Head Coach: Frank Sheptock

Career Record: 63-42 (10)

Record at School: 63-42 (10)

SID: John Seitzinger (seitzing@wilkes.edu)

Phone: 570-408-4777 • Fax: 570-408-4028

Press Box Phone: 570-283-4768

Hotline: 570-408-4778

Web Address: www.wilkes.edu

2005 Results (8-3, 8-1 MAC)

9/3	at William Paterson	L	17-21
9/10	Widener *	W	13-0
9/17	at Delaware Valley *	L	14-17
9/24	FDU-Florham *	W	37-21
10/8	at Lycoming *	W	17-14
10/15	Lebanon Valley *	W	28-6
10/22	at Moravian *	W	27-17
10/29	Albright *	W	48-21
11/5	at Susquehanna *	W	59-38
11/12	King's	W	36-13
11/19	at Rowan (NCAA)	L	3-42

2006 Schedule

9/2	William Paterson	1:00
9/9	at Widener *	1:00
9/16	Delaware Valley *	1:00
9/23	at FDU-Florham *	1:00
10/7	Lycoming *	1:00
10/14	at Lebanon Valley *	1:00
10/21	Moravian *	1:00
10/28	at Albright *	1:00
11/4	Susquehanna *	1:00
11/11	at King's *	12:30

2006 Middle Atlantic Conference Schedule

September 2

Juniata at Dickinson	1:00
William Paterson at Wilkes	1:00
Susquehanna at Ursinus	1:00
Gettysburg at Lebanon Valley	1:00
King's at St. John Fisher	4:00

September 9

Wilkes at Widener *	1:00
FDU-Florham at Delaware Valley ^	1:00
Lebanon Valley at King's *	1:30
Lycoming at Juniata *	1:30
Moravian at Susquehanna *	3:00
Ursinus at Albright	7:00

September 16

Widener at Lycoming *	1:00
Delaware Valley at Wilkes *	1:00
Juniata at Lebanon Valley *	1:00
King's at Moravian *	1:00
Susquehanna at Albright *	7:00
TCNJ at FDU-Florham	7:00

September 23

Lebanon Valley at Widener *	1:00
Lycoming at Delaware Valley *	1:00
Wilkes at FDU-Florham *	1:00
Albright at King's *	1:30
Moravian at Juniata *	1:30

September 30

Widener at Moravian *	1:00
Delaware Valley at Lebanon Valley *	1:00
Juniata at Albright *	1:00
FDU-Florham at Lycoming *	1:00
King's at Susquehanna *	2:00

October 7

Albright at Widener *	1:00
Moravian at Delaware Valley *	1:00
Lebanon Valley at FDU-Florham *	1:00
Lycoming at Wilkes *	1:00
Susquehanna at Juniata *	1:30

October 14

Widener at Susquehanna *	1:30
Delaware Valley at Albright *	1:00
Wilkes at Lebanon Valley *	1:00
FDU-Florham at Moravian *	1:00
Juniata at King's *	1:30

October 21

King's at Widener *	1:00
Susquehanna at Delaware Valley *	1:00
Albright at FDU-Florham *	1:00
Moravian at Wilkes *	1:00
Lebanon Valley at Lycoming *	1:30

October 28

Widener at Juniata *	1:30
Wilkes at Albright *	1:00
Lycoming at Moravian *	1:00
Delaware Valley at King's *	1:30
FDU-Florham at Susquehanna *	1:30

November 4

Salisbury at Widener	1:00
Juniata at Delaware Valley *	1:00
Susquehanna at Wilkes *	1:00
Moravian at Lebanon Valley *	1:00
Albright at Lycoming *	1:00
King's at FDU-Florham *	1:00

November 11

Delaware Valley at Widener *	1:00
Wilkes at King's *	12:30
Lebanon Valley at Albright *	1:00
Muhlenberg at Moravian	1:00
FDU-Florham at Juniata *	1:00
Lycoming at Susquehanna *	1:30

November 18

NCAA Tournament • First Round	
ECAC Bowls	

November 25

NCAA Tournament • Second Round	
--------------------------------	--

December 2

NCAA Tournament • Quarterfinals	
---------------------------------	--

December 9

NCAA Tournament • Semifinals	
------------------------------	--

December 16

NCAA Tournament	
Amos Alonzo Stagg Bowl XXXIV	
* Middle Atlantic Conference game	
^ conference game only for FDU-Florham	

WIDENER VS.

Widener

ACTIVE DIVISION III

Opponent (formerly known as)	Began	Record	Last Widener Win
Albright	1916	38-14-0	2005 (33-19)
Baldwin-Wallace	1979	1-0-0	1979 (29-8)
Bethany	1980	1-0-0	1980 (43-12)
Bridgewater (VA)	2001	0-1-0	
Central	1977	1-0-0	1977 (19-0)
Christopher Newport	2001	1-0-0	2001 (56-7)
Coast Guard	1968	0-1-0	
Delaware Valley	1977	24-4-0	2002 (44-14)
Dickinson	1912	14-11-2	1994 (14-0)
FDU-Florham (FDU-Madison)	1993	10-2-0	2004 (24-10)
Franklin & Marshall	1905	16-13-1	1982 (16-7)
Frostburg State	2003	2-0-0	2004 (54-19)
Gallaudet	1914	4-2-0	1931 (20-0)
Gettysburg	1929	6-4-1	1991 (27-6)
Hampden-Sydney	1958	0-1-0	
Hartwick	1940	2-0-0	1942 (40-7)
Hobart	2000	1-0-0	2000 (40-14)
Ithaca	1975	0-1-0	
Johns Hopkins	1885	11-3-0	1982 (23-6)
Juniata	1923	25-8-0	2005 (52-7)
Kean	1994	0-1-0	
King's	1993	11-2-0	2004 (34-31)
Kings Point	1960	1-8-0	1961 (35-14)
Lebanon Valley	1933	38-21-2	2005 (41-38)
Lycoming	1954	12-16-0	2005 (15-7)
McDaniel (Western Maryland)	1902	18-13-0	1980 (49-7)
Montclair State	1981	2-1-0	2005 (27-18)
Moravian	1946	38-21-0	2005 (34-24)
Mount Union	2000	0-1-0	
Muhlenberg	1916	8-7-1	1982 (31-12)
Nichols	1969	2-0-0	1970 (24-7)
Norwich	1985	2-0-0	1986 (10-6)
Salisbury	1983	2-1-0	2005 (31-28)
Springfield	2000	1-0-0	2000 (61-27)
Susquehanna	1915	27-13-1	2005 (42-7)
Trinity-Connecticut	1968	0-2-0	
Union	2000	1-0-0	2000 (33-26)
Ursinus	1893	23-9-0	1982 (21-3)
Wabash	1977	1-0-0	1977 (39-36)
Washington & Jefferson	1991	1-3-0	2001 (46-30)
Wesley	1989	2-0-0	1990 (19-14)
Wilkes	1956	20-11-1	2002 (29-17)
Wittenberg	1979	0-1-0	

2006 Opponents in Bold

ACTIVE DIVISION I & II

Army	1933	0-1-0	
Bowie State	1983	1-0-0	1983 (39-12)
Bucknell	1934	0-1-1	
Connecticut	1921	0-0-1	
Dayton	1980	1-1-0	1981 (17-10)
Delaware	1896	20-19-3	1948 (13-7)
Fordham	1971	7-1-0	1978 (16-7)
La Salle	1936	1-5-0	1936 (6-2)
Lehigh	1917	0-7-1	
Maryland	1912	1-2-1	1913 (26-6)
Mercyhurst	1984	0-1-0	
Pennsylvania	1879	1-3-1	1888 (6-0)
Rutgers	1922	1-4-1	1925 (13-12)
St. John's-New York	1971	2-0-0	1972 (55-14)
State University of NY-Albany	1977	1-0-0	1977 (33-15)
Temple	1910	5-0-1	1925 (13-0)
Villanova	1896	1-9-0	1920 (13-6)
Wagner	1950	10-2-0	1962 (15-8)
West Chester	1933	5-13-3	1939 (23-8)
West Georgia	1981	1-1-0	1981 (10-3)
All Opponents		615-375-38	

INACTIVE

Opponent	Began	Record	Last Widener Win
Adelphi	1952	0-1-0	
Alpha Boat Club	1890	1-0-0	1890 (18-0)
Ardmore	1892	0-0-1	
Baltimore	1929	5-0-0	1935 (20-0)
Banks Business	1902	4-0-0	1905 (12-0)
Belmont AA	1888	1-0-0	1888 (48-0)
Belmont AA Second Team	1893	1-0-0	1893 (22-0)
Blue Ridge	1940	2-0-0	1941 (20-0)
Bordentown Military	1903	1-0-0	1903 (34-0)
Bridgeport	1956	2-0-0	1957 (13-6)
Brown Prep	1905	1-1-0	1906 (22-0)
Cambridge AA	1895	1-0-0	1895 (14-6)
Carlisle Reserves	1913	1-1-0	1913 (7-0)
Central High School	1911	1-1-0	1912 (7-0)
Central Manual Training School	1901	1-0-0	1901 (24-6)
Chester Cricket Club	1885	1-0-0	1886 (12-0)
Chester High School	1894	3-0-0	1898 (22-0)
Chester High School Alumni	1897	0-1-0	
Chester YMCA	1896	1-0-0	1896 (6-0)
Columbia Business	1904	1-1-0	1904 (11-0)
Crescents	1879	2-0-1	1883 (30-0)
Delaware Field Club	1888	1-0-0	1888 (22-0)
Dickinson Reserves	1911	1-0-0	1911 (53-0)
Drexel	1901	12-16-2	1971 (40-19)
Episcopal Academy	1902	1-0-0	1902 (35-0)
George Washington	1924	1-0-0	1924 (13-0)
Hahnemann Medical	1909	1-0-0	1909 (5-0)
Haverford	1884	8-4-0	1971 (36-0)
Jefferson	1900	1-0-0	1900 (10-5)
Jefferson Medical	1900	3-2-1	1905 (17-11)
Lakehurst Naval Air Station	1942	0-1-0	
Medico-Chirurgical	1903	2-3-0	1909 (10-5)
Melrose Academy	1892	1-0-0	1892 (24-6)
Mount St. Mary's	1926	0-2-1	
New York University	1935	0-6-0	
New York Tech	1976	2-0-0	1977 (35-6)
Northeast Manual Training School	1912	1-0-0	1912 (32-0)
Park Avenue Wheelmen	1894	1-0-0	1894 (20-0)
Pennington Seminary	1883	3-1-0	1908 (16-6)
Pennsylvania College Department	1901	0-1-0	
Pennsylvania Dental	1903	5-1-0	1909 (14-0)
Pennsylvania Frosh	1894	5-4-0	1900 (6-0)
Pennsylvania Law	1898	3-0-0	1903 (17-6)
Pennsylvania Medical	1900	1-0-0	1900 (11-6)
Pennsylvania Military Alumni	1890	1-0-0	1890 (21-0)
Pennsylvania Reserves	1888	2-0-0	1915 (10-0)
Pennsylvania Scrubs	1898	0-2-0	
Pennsylvania Sophs	1903	0-0-1	
Philadelphia Amateur Swim Club	1892	1-0-0	1892 (44-0)
Philadelphia Dental	1898	2-0-0	1904 (36-0)
Philadelphia Institute for the Deaf	1896	0-1-0	
Philadelphia Pharmacy	1902	4-0-0	1911 (29-0)
Philadelphia Textile	1900	3-0-0	1902 (18-0)
Princeton Frosh	1884	0-3-0	
Princeton Reserves	1887	1-3-0	1888 (6-0)
Princeton Sophs	1880	0-4-0	
Prospect Field Club	1925	4-1-0	1930 (13-0)
Riverton's	1891	1-0-0	1891 (18-0)
St. John's-Maryland	1900	16-12-1	1932 (22-0)
Saint Joseph's	1912	15-1-2	1939 (10-2)
Scranton	1950	0-4-0	
Shortlidge-Media Academy	1885	3-0-0	1897 (8-5)
Stevens Tech	1912	1-1-0	1912 (18-6)
Swarthmore	1879	24-18-1	1988 (36-3)
Tioga AA	1888	1-0-0	1888 (20-0)
Upland AA	1886	2-2-0	1893 (28-0)
Upsala	1931	9-3-0	1993 (27-24)
Villanova Prep	1908	1-1-2	1908 (6-5)
Villanova Scrubs	1902	1-0-0	1902 (22-0)
Vineland	1888	1-0-0	1888 (56-0)
Viscose AC	1920	1-0-0	1920 (7-0)
Warren AC	1893	1-0-0	1893 (4-0)
Washington (MD)	1906	10-2-1	1941 (22-6)
Williamson Trade School	1903	4-3-2	1909 (5-3)



Si Pauxtis
1916-29, 1936-46
82-74-8



Ed Lawless
1967-68
5-13



Judd Timm
1930-38
36-37-10



Bill Manlove
1969-91
182-53-1



George Hansell
1953-61
50-23



Bill Cubit
1992-96
34-18-1



Rock Royer
1962-63
8-11



Bill Zwaan
1997-2002
54-14



Art Raimo
1964-66
8-19



David Wood
2003-
19-12

PA MILITARY ACADEMY

No known coach		1879-91	
1879 (0-1-1)			
Crescents	T	0g0t-0g0t	
Pennsylvania	L	0g-6g	
Swarthmore	SNA		
1880 (0-1)			
Princeton Sophs	L	0g-1g3t	
1881 (1-1)			
Crescents	W	3g2t-0g3s	
Princeton Sophs	L	0g-4g3t	
1882			
no scores available			
1883 (2-1)			
Crescents	W	30-0	
Pennington Seminary	W	11-0	
Princeton Sophs ^	L	0-32	
1884 (1-1)			
Princeton Frosh	L	6-16	
Pennington Seminary *	W	16-2	
Haverford	SNA		
1885 (2-3)			
Swarthmore	L	4-56	
Shortlidge-Media Acad.	W	15-5	
Princeton Frosh	L	0-40	
Shortlidge-Media Acad.	W	16-2	
Johns Hopkins	L	0-30	
Chester Cricket Club	SNA		
1886 (2-1-1)			
Princeton Frosh	L	0-16	
Chester Cricket Club	W	12-0	
Pennsylvania * (NR)	T	6-6	
Upland AA	W	18-0	
1887 (0-1)			
Princeton Reserves	L	0-23	
Johns Hopkins	SNA		
Oxford AC	SNA		
1888 (9-0)			
Pennsylvania Reserves	W	18-0	
Haverford	W	14-0	
Vineland	W	56-0	
Tioga AA	W	20-0	
Princeton Reserves *	W	6-0	
Pennsylvania * (NR)	W	6-0	
Johns Hopkins	W	12-0	
Belmont AA	W	48-0	
Delaware Field Club	W	22-0	
1889 (1-2)			
Haverford	L	14-16	
Princeton Reserves	L	0-22	
Johns Hopkins	W	12-0	
1890 (2-2)			
PMA Alumni	W	21-0	
Princeton Reserves	L	0-46	
Haverford ^	L	0-18	

Alpha Boat Club	W	18-0
1891 (1-1)		
Haverford	SNA	
Swarthmore	L	0-52
Rivertons	W	18-0

PA MILITARY COLLEGE

No known coach		1892-93; 95-96; 1899; 1908-10	
1892 (2-1-1)			
Melrose Academy	W	24-6	
Phila. Am. Swim Club	W	44-0	
Swarthmore	L	4-8	
Ardmore AA	T	6-6	
1893 (4-1)			
Belmont AA 2nd Team	W	22-0	
Ursinus	W	62-0	
Swarthmore	L	16-34	
Warren AC	W	4-0	
Upland AA	W	28-0	
1894 (3-2)			
HARRY MACKEY			
Chester High School	W	10-0	
Pennsylvania Frosh	W	32-0	
at Swarthmore	L	0-50	
Park Avenue Wheelmen	W	20-0	
Upland AA	L	0-6	
1895 (2-3)			
Cambridge AA	W	14-6	
Pennsylvania Frosh	W	6-4	
Pennsylvania Frosh	L	0-14	
Swarthmore	L	12-16	
Upland AA	L	0-12	
1896 (5-3)			
Chester YMCA	W	6-0	
Chester High School	W	26-0	
Pennsylvania Frosh	W	8-0	
Philadelphia Inst. Deaf	L	12-18	
at Swarthmore	L	6-12	
Villanova	L	6-24	
Delaware	W	14-0	
Haverford	W	16-12	
1897 (3-2-1)			
FRANK DELABARRE			
Pennsylvania Frosh	W	4-0	
Chester HS Alumni	L	0-16	
Swarthmore	T	6-6	
Delaware	W	18-0	
Shortlidge-Media Acad.	W	8-5	
Haverford	L	0-10	
1898 (5-2)			
BUSH			
Delaware	W	6-0	
Pennsylvania Scrubs	L	0-37	
Philadelphia Dental	W	16-0	
Chester High School	W	22-0	
at Swarthmore	L	0-22	
Pennsylvania Law	W	23-6	
Delaware	W	11-5	
Temple %	W	15-8	

YEAR-BY-YEAR RESULTS

1899 (0-2)
 Pennsylvania Scrubs W 5-11
 Delaware L 0-23

1900 (7-3)
NATHAN STAUFFER
 Pennsylvania Law W 23-0
 Philadelphia Textile W 18-6
 Swarthmore L 5-28
 Delaware *& (0-17) W 6-0
 Jefferson College W 10-5
 Pennsylvania Frosh W 6-0
 Pennsylvania Medical W 11-6
 Jefferson Medical W 18-0
 Philadelphia Dental L 12-36
 St. John's-MD L 0-12

1901 (3-5)
NATHAN STAUFFER
 Drexel W 6-5
 Philadelphia Textile W 24-0
 Ursinus L 0-29
 Central Manual Training W 24-6
 at Swarthmore L 0-33
 Princeton Sophs L 0-17
 Johns Hopkins SNA
 Pennsylvania Col. Dept. L 0-5
 St. John's-MD L 0-11

1902 (8-1)
EDWIN STEARNS
 Episcopal Academy W 35-0
 Villanova Scrubs W 22-0
 Banks Business W 11-6
 Drexel W 35-0
 Western Maryland L 10-11
 Philadelphia Pharmacy W 13-0
 Delaware W 17-12
 Philadelphia Textile W 18-0
 St. John's-MD W 23-6

1903 (6-3-1)
EDWIN STEARNS
 Williamson Trade * W 6-0
 Bordentown Military W 34-0
 Pennsylvania Frosh L 0-10
 Banks Business W 12-0
 Medico-Chirurgical L 0-10
 Jefferson Medical L 0-22
 Pennsylvania Law W 17-6
 Pennsylvania Sophs T 0-0
 Pennsylvania Dental W 35-0
 St. John's-MD W 23-11

1904 (8-1-1)
EDWIN STEARNS
 Williamson Trade W 5-0
 Delaware W 4-0
 Medico-Chirurgical W 30-6
 Philadelphia Dental W 12-0
 Jefferson Medical W 6-0
 Banks Business W 40-0
 Philadelphia Dental W 36-0
 Columbia Business W 11-0
 Villanova L 6-23
 St. John's-MD T 12-12
 Temple % W 3-0

1905 (5-3)
EDWIN STEARNS
 Williamson Trade W 6-0
 Columbia Business L 0-15
 Jefferson Medical W 17-11
 Delaware W 12-5
 Brown Prep L 0-15
 Banks Business W 12-0
 Franklin & Marshall W 12-11
 St. John's-MD L 5-6

1906 (2-4-2)
JOE MESSICK
 Jefferson Medical T 0-0
 Williamson Trade L 0-20
 Washington College T 0-0
 Delaware L 0-12
 Drexel L 0-17
 Brown Prep W 22-0
 Drexel L 5-12
 St. John's-MD W 9-0

1907 (0-8)
JOE MESSICK
 Villanova (NR) L 0-18
 Jefferson Medical L 0-6
 Pennington Seminary L 0-12
 Williamson Trade L 6-15
 Pennsylvania Frosh L 0-47
 Medico-Chirurgical L 0-16
 Drexel L 0-5
 St. John's-MD L 4-21
 Temple % L 6-17

1908 (4-2-1)
 Pennington Seminary W 16-6
 Phil. Dental/Temple W 22-0
 Williamson Trade T 0-0
 Medico-Chirurgical L 6-7
 Drexel W 22-0
 Villanova Prep W 6-5
 St. John's-MD L 0-11

1909 (6-0-1)
 Jefferson Medical SNA
 Hahnemann Medical W 5-0
 Medico-Chirurgical W 10-5
 Phil. Dental/Temple W 14-0
 Williamson Trade W 5-3
 Drexel T 0-0
 Philadelphia Pharmacy W 23-0
 St. John's-MD W 6-0

1910 (2-3)
 Temple W 22-0
 Williamson Trade L 0-5
 Villanova Prep L 0-5
 Philadelphia Pharmacy W 35-5
 St. John's-MD L 0-42

1911 (3-2-1)
JACK HOLLENBACK
 Central High School L 0-12
 Villanova Prep T 0-0
 Pennsylvania Frosh L 0-6
 Philadelphia Pharmacy W 29-0
 Delaware W 8-6
 Dickinson Reserves W 53-0
 Temple % W 30-0

1912 (5-1-2)
BILL HOLLENBACK
 Central High School W 7-0
 Dickinson L 0-31
 Saint Joseph's W 20-6
 Stevens Tech W 18-6
 Temple W 28-0
 Northeast Manual Training W 32-0
 Villanova Prep T 13-13
 Maryland T 13-13

1913 (5-0-2)
DUTCH SOMMER
 at Delaware T 0-0
 Carlisle Reserves W 7-0
 Western Maryland W 37-0
 St. John's-MD W 27-0
 Williamson Trade T 0-0
 Maryland W 26-6
 Temple W 18-0

1914 (0-6-1)
DANNY HUTCHINSON
 Temple T 0-0
 St. John's-MD L 0-35
 Delaware L 0-13
 at Ursinus L 0-54
 Carlisle Reserves L 6-17
 Gallaudet L 6-55
 Maryland L 0-26

1915 (4-3)
BILL HOLLENBACK
 Delaware L 6-7
 Pennsylvania Reserves W 10-0
 at Delaware L 6-13
 at Maryland L 13-14
 Susquehanna W 26-0
 at Saint Joseph's W 20-0
 St. John's-MD W 38-13

1916 (4-3)
SI PAUXTIS
 Delaware L 0-21
 at Muhlenberg L 6-34
 St. John's-MD W 6-0
 Gallaudet W 27-13
 Washington College W 17-0
 at Ursinus L 6-30
 Albright W 24-7

1917 (5-3)
SI PAUXTIS
 Temple * W 1-0
 at Muhlenberg L 7-18
 St. John's-MD W 7-0
 Gallaudet W 14-6
 at Pennsylvania L 0-23
 Washington College W 32-0
 at Lehigh L 6-34
 Albright W 29-0

1918 (0-3-1)
SI PAUXTIS
 at Delaware T 0-0
 St. John's-MD L 0-25
 Gallaudet L 0-31
 Swarthmore L 0-7

1919 (4-2-2)
SI PAUXTIS
 at Pennsylvania L 0-54
 at Swarthmore L 0-14
 Franklin & Marshall T 0-0
 St. John's-MD T 14-14
 Ursinus W 9-6
 Albright W 26-0
 Washington College W 26-0
 Delaware W 16-0

1920 (5-3-1)
SI PAUXTIS
 Viscose AC W 7-0
 at Stevens Tech L 10-12
 Villanova W 13-6
 at Franklin & Marshall W 17-14
 St. John's-MD L 7-10
 Susquehanna L 0-35
 Ursinus W 9-0
 Washington College W 35-7
 Delaware T 0-0

1921 (4-4-1)
SI PAUXTIS
 Albright L 20-27
 Villanova L 7-19
 Gallaudet W 12-0
 Washington College W 26-7
 at Franklin & Marshall L 14-41
 Ursinus W 12-0
 Connecticut T 0-0
 Delaware (Wilmington, DE) L 0-6
 St. John's-MD W 3-0

1922 (4-6)
SI PAUXTIS
 at Rutgers L 0-13
 Saint Joseph's W 12-6
 Albright L 6-13
 Washington College W 12-0
 Delaware W 6-2
 Franklin & Marshall L 0-42
 at Ursinus L 7-19
 Dickinson L 7-19
 Western Maryland W 6-0
 St. John's-MD L 6-14

1923 (5-5)
SI PAUXTIS
 at Rutgers L 0-27
 Saint Joseph's W 18-0
 Albright W 16-0
 Washington College L 0-3
 Susquehanna L 0-6
 at Franklin & Marshall L 0-20
 Ursinus W 29-17
 at Dickinson L 6-7
 Juniata W 6-0
 St. John's-MD W 12-6

1924 (7-2)
SI PAUXTIS
 Washington College L 5-7
 Albright W 20-0
 Saint Joseph's W 25-3
 Ursinus at Norristown W 23-0
 Susquehanna W 31-3
 George Washington W 13-0

YEAR-BY-YEAR RESULTS

1950 (3-5)
WOODY LUDWIG
 at West Chester L 0-21
 Albright W 12-7
 Delaware (Wilmington, DE) L 20-32
 at Drexel L 7-19
 Scranton L 0-26
 Moravian W 21-0
 Lebanon Valley L 6-7
 Wagner W 33-8

1951 (2-6)
WOODY LUDWIG
 at West Chester L 6-19
 at Albright L 6-12
 at Scranton L 0-21
 Delaware (Wilmington, DE) L 2-46
 Drexel L 0-16
 at Moravian W 35-13
 Lebanon Valley L 6-15
 at Wagner W 13-0

1952 (2-6)
WOODY LUDWIG
 at West Chester L 6-21
 Adelphi L 13-19
 at Drexel W 12-7
 at Lebanon Valley L 7-19
 Moravian W 22-0
 Western Maryland L 20-24
 Delaware (Wilmington, DE) L 20-43
 at Albright L 0-20

1953 (2-4)
GEORGE HANSELL
 West Chester L 8-27
 Lebanon Valley L 14-25
 at Moravian W 13-7
 at Juniata L 7-24
 at Western Maryland L 7-33
 Albright W 7-0

1954 (7-0)
GEORGE HANSELL
 Western Maryland W 24-0
 Moravian W 27-20
 at Wagner W 21-12
 Lycoming W 21-0
 at Dickinson W 6-2
 Lebanon Valley W 39-14
 at Albright W 28-6

1955 (5-3)
GEORGE HANSELL
 at Western Maryland W 25-6
 at Lebanon Valley W 33-0
 at Moravian L 0-13
 Wagner W 38-14
 at Lycoming W 14-13
 Dickinson W 39-0
 Scranton L 6-32
 Drexel L 6-20

1956 (7-2)
GEORGE HANSELL
 at Wagner W 14-7
 Western Maryland W 19-0
 at Bridgeport W 28-6
 Moravian W 14-13

at Drexel L 21-44
 Lycoming W 14-13
 at Wilkes W 25-13
 Scranton L 21-34
 Lebanon Valley W 40-25

1957 (5-3)
GEORGE HANSELL
 Wagner W 14-12
 Bridgeport W 13-6
 at Western Maryland W 41-26
 at Moravian W 6-0
 Drexel W 26-6
 at Lycoming L 7-13
 Juniata L 0-14
 at Swarthmore L 8-14

1958 (7-2)
MAC CHAMPIONS
GEORGE HANSELL
 at Wagner W 13-8
 Western Maryland W 13-0
 at Wilkes W 20-14
 Moravian W 14-8
 at Drexel W 15-6
 Lycoming L 12-13
 Lebanon Valley W 27-7
 Swarthmore * W 1-0
 at Hampden-Sydney L 18-24

1959 (6-2)
GEORGE HANSELL
 Wagner W 20-12
 at Western Maryland L 7-14
 Wilkes W 21-6
 at Moravian L 12-26
 Drexel W 20-7
 at Lycoming W 8-7
 at Swarthmore W 28-12
 Lebanon Valley W 19-6

1960 (5-4)
GEORGE HANSELL
 at Wagner L 20-25
 Western Maryland W 26-12
 at Wilkes W 12-0
 Moravian W 20-12
 at Drexel W 13-12
 at Haverford W 20-6
 at Kings Point L 0-15
 Swarthmore L 7-18
 at Lebanon Valley L 16-37

1961 (6-3)
GEORGE HANSELL
 Wagner W 14-0
 at Western Maryland W 18-8
 Wilkes W 7-0
 at Moravian L 6-14
 Drexel L 2-9
 Haverford W 50-6
 at Swarthmore W 18-7
 Lebanon Valley L 14-15
 Kings Point (Atl. City, NJ) W 35-14

1962 (5-5)
ROCK ROYER
 at Wagner W 15-8
 Western Maryland L 7-12

at Wilkes W 30-0
 Moravian L 3-17
 Dickinson W 15-8
 at Drexel L 8-31
 at Franklin & Marshall W 20-16
 Swarthmore W 19-7
 at Lebanon Valley L 0-12
 Kings Point (Atl. City, NJ) L 0-9

1963 (3-6)
ROCK ROYER
 Wagner L 0-27
 at Western Maryland L 6-31
 Wilkes W 15-12
 at Moravian L 7-17
 at Dickinson L 13-21
 Drexel W 10-0
 Franklin & Marshall W 21-6
 at Swarthmore L 6-7
 Kings Point (Atl. City, NJ) L 13-27

1964 (4-5)
ART RAIMO
 Western Maryland W 24-14
 at Muhlenberg L 6-7
 Moravian L 0-21
 Dickinson W 7-3
 at Drexel L 0-34
 at Franklin & Marshall L 17-19
 Swarthmore W 27-8
 at Lebanon Valley W 20-6
 Kings Point (Atl. City, NJ) L 16-20

1965 (2-7)
ART RAIMO
 at Western Maryland L 14-15
 Muhlenberg W 41-14
 at Moravian L 6-19
 at Dickinson L 7-14
 Drexel L 6-14
 Franklin & Marshall W 17-7
 at Swarthmore L 7-33
 Lebanon Valley L 7-29
 Kings Point (Atl. City, NJ) L 12-22

1966 (2-7)
ART RAIMO
 Dickinson W 21-9
 Western Maryland W 10-6
 at Muhlenberg L 15-28
 Moravian L 7-27
 at Drexel L 6-14
 at Wilkes L 9-36
 Swarthmore L 6-7
 at Lebanon Valley L 6-31
 Kings Point (Atl. City, NJ) L 7-46

1967 (3-6)
ED LAWLESS
 at Dickinson L 13-15
 at Western Maryland L 7-14
 Muhlenberg W 28-24
 at Moravian L 6-35
 Drexel L 6-19
 Wilkes L 0-27
 at Swarthmore W 42-13
 at Lebanon Valley W 14-13
 Kings Point (Atl. City, NJ) L 6-37

1968 (2-7)
ED LAWLESS
 Western Maryland L 0-30
 at Upsala L 6-21
 Moravian W 7-2
 Trinity-CT L 7-45
 at Drexel L 13-35
 at Wilkes L 0-34
 Swarthmore W 22-9
 at Lebanon Valley L 6-21
 Coast Guard (Atl. City, NJ) L 14-40

1969 (2-7)
BILL MANLOVE
 Nichols W 25-6
 at Western Maryland L 6-17
 Upsala W 14-13
 at Moravian L 6-33
 Trinity-CT L 14-37
 Drexel L 10-16
 Wilkes L 0-34
 at Swarthmore L 6-7
 Lebanon Val. (Atl. City, NJ) L 0-28

1970 (5-4)
BILL MANLOVE
 at Nichols W 24-7
 Western Maryland W 14-3
 at Upsala L 7-32
 Moravian W 41-12
 at Haverford W 52-6
 at Drexel L 0-6
 Muhlenberg L 6-14
 Swarthmore W 40-18
 Lebanon Val. (Atl. City, NJ) L 13-16

1971 (7-3)
BILL MANLOVE
 St. John's-NY W 26-9
 Fordham W 21-14
 at Western Maryland L 7-38
 Upsala W 21-0
 at Moravian L 14-24
 Haverford W 36-0
 Drexel W 40-19
 at Muhlenberg L 7-13
 at Swarthmore W 21-8
 Lebanon Valley W 24-16

WIDENER COLLEGE
1972 (8-1)
BILL MANLOVE
 at Lebanon Valley W 19-0
 St. John's-NY W 55-14
 Western Maryland W 35-6
 at Fordham W 21-7
 Moravian W 28-14
 at Franklin & Marshall L 21-24
 Ursinus W 32-6
 Muhlenberg W 48-2
 Swarthmore W 28-8

1973 (8-1)
BILL MANLOVE
 at Western Maryland W 27-0
 Dickinson W 33-8
 at Moravian W 34-0
 Franklin & Marshall W 21-20
 at Ursinus W 54-0

at Muhlenberg	L	19-21	Franklin & Marshall	W	7-3
at Swarthmore	W	61-13	at Gettysburg	W	46-3
Lebanon Valley	W	40-8	Delaware Valley	W	21-18
Fordham (Atl. City, NJ)	W	49-20	Swarthmore	W	30-8

1974 (8-1)
BILL MANLOVE

at Lebanon Valley	W	41-22
at Fordham	W	30-6
Western Maryland	W	28-0
at Dickinson	W	46-28
Moravian	W	14-7
at Franklin & Marshall	L	22-26
Ursinus	W	28-7
Muhlenberg	W	22-9
Swarthmore	W	39-6

1975 (10-1)
MAC CHAMPIONS
BILL MANLOVE

Lebanon Valley	W	28-7
Fordham	W	9-7
at Western Maryland	W	42-14
Dickinson	W	28-6
at Moravian	W	21-13
Franklin & Marshall	W	33-21
at Ursinus	W	40-0
at Muhlenberg	W	24-0
at Swarthmore	W	54-6
Albright #	W	14-6
at Ithaca #	L	14-23

1976 (8-1)
BILL MANLOVE

at Lebanon Valley	W	16-6
at Fordham	W	51-28
New York Tech	W	30-0
at Dickinson	L	6-17
Moravian	W	26-9
at Franklin & Marshall	W	27-18
Ursinus	W	42-0
Muhlenberg	W	21-6
Swarthmore	W	42-14

1977 (11-1)
NCAA III CHAMPIONS
MAC CHAMPIONS
BILL MANLOVE

Lebanon Valley	W	28-0
Fordham	L	14-19
at Moravian	W	13-9
at New York Tech	W	35-6
Johns Hopkins	W	17-6
Franklin & Marshall	W	42-12
at Ursinus	W	56-6
at Delaware Valley	W	50-27
at Swarthmore	W	32-3
at Central #	W	19-0
Albany #	W	33-15
Wabash (Phenix City, AL) #	W	39-36

1978 (8-1)
MAC CHAMPIONS
BILL MANLOVE

vs. Fordham (E. Rutherford, NJ)	W	16-7
at Ursinus	W	35-7
Moravian	L	0-7
at Albright	W	13-7
at Johns Hopkins	W	35-9

WIDENER UNIVERSITY
1979 (10-1)
MAC CHAMPIONS
BILL MANLOVE

Johns Hopkins	W	30-0
Ursinus	W	35-7
at Moravian	W	17-10
Albright	W	35-14
at Western Maryland	W	14-6
at Franklin & Marshall	W	21-7
Gettysburg	W	57-29
at Lebanon Valley	W	44-0
at Swarthmore	W	35-17
Baldwin-Wallace #	W	29-8
at Wittenberg #	L	14-17

1980 (11-1)
MAC CHAMPIONS
BILL MANLOVE

at Delaware Valley	W	23-7
at Johns Hopkins	W	48-7
at Ursinus	W	49-8
Moravian	W	49-0
at Albright	W	54-0
Western Maryland	W	49-7
Franklin & Marshall	W	35-0
at Gettysburg	W	51-35
Lebanon Valley	W	42-15
Swarthmore	W	33-8
at Bethany #	W	43-12
Dayton #	L	24-28

1981 (13-0)
NCAA III CHAMPIONS
MAC CHAMPIONS
BILL MANLOVE

Delaware Valley	W	21-6
at Juniata	W	37-13
Johns Hopkins	W	26-13
at Muhlenberg	W	17-3
Gettysburg	W	38-19
Dickinson	W	31-0
at Moravian	W	23-0
at Franklin & Marshall	W	17-7
Ursinus	W	43-14
at Swarthmore	W	16-6
at West Georgia #	W	10-3
Montclair State #	W	23-12
Dayton (Phenix City, AL) #	W	17-10

1982 (9-2)
MAC CHAMPIONS
BILL MANLOVE

at Delaware Valley	W	10-7
Juniata	W	10-0
at Johns Hopkins	W	23-6
Muhlenberg	W	31-12
at Gettysburg	L	10-17
at Dickinson	W	42-6
Moravian	W	56-21
Franklin & Marshall	W	16-7
at Ursinus	W	21-3
Swarthmore	W	24-7
at West Georgia # (3ot)	L	24-31

1983 (7-3)
BILL MANLOVE

at Moravian	W	7-0
Bowie State	W	39-12
at Juniata	W	38-7
Lycoming	L	0-37
at Susquehanna	L	14-17
Delaware Valley	W	35-13
at Upsala	W	29-14
Wilkes	W	41-7
Albright	W	14-7
at Salisbury State	L	7-23

1984 (8-3)
MAC CHAMPIONS
BILL MANLOVE

Moravian	W	30-21
Mercyhurst	L	7-17
Juniata	W	45-22
at Lycoming	L	20-22
Susquehanna	W	27-12
at Delaware Valley	W	36-3
Upsala	W	46-22
at Wilkes	W	28-6
at Albright	W	38-14
Salisbury State	W	24-16
Kings Point \$	L	6-38

1985 (7-3)
BILL MANLOVE

Norwich	W	10-0
at Moravian	W	27-6
at Lebanon Valley	W	45-7
at Juniata	L	15-17
Lycoming	L	10-18
at Susquehanna	W	38-21
Delaware Valley	W	25-13
at Upsala	L	7-9
Wilkes	W	14-7
Albright	W	36-10

1986 (7-4)
BILL MANLOVE

at Norwich	W	10-6
Moravian	W	3-0
Lebanon Valley	W	31-0
Juniata	L	9-24
at Lycoming	W	14-13
Susquehanna	L	13-28
at Delaware Valley	W	17-0
Upsala	W	42-8
at Wilkes	L	15-24
at Albright	W	13-10
at Villanova	L	9-28

1987 (8-2)
MAC CHAMPIONS
BILL MANLOVE

Swarthmore	W	35-0
at Lebanon Valley	W	24-7
at Moravian	L	19-24
Juniata	W	27-16
at Lycoming	W	24-17
Albright	W	19-0
Susquehanna	W	29-18
at Wilkes	L	16-24
at Upsala	W	47-7
Delaware Valley	W	36-12

1988 (9-2)
MAC CHAMPIONS
BILL MANLOVE

Swarthmore	W	36-3
Lebanon Valley	W	21-7
Moravian	L	12-19
at Juniata	W	29-19
Lycoming	W	17-5
at Albright	W	38-3
at Susquehanna	W	16-10
Wilkes	W	61-0
Upsala	W	46-8
at Delaware Valley	W	23-12
at Moravian #	L	7-17

1989 (8-2)
BILL MANLOVE

Gettysburg	W	38-14
at Lebanon Valley	W	22-10
at Moravian	L	9-14
Juniata	W	27-10
at Lycoming	L	0-21
Albright	W	40-0
Susquehanna	W	10-9
at Wilkes	W	27-0
Wesley	W	42-14
Delaware Valley	W	24-20

1990 (7-2-1)
BILL MANLOVE

at Gettysburg	T	14-14
Lebanon Valley	W	9-6
Moravian	W	33-3
at Juniata	L	0-21
Lycoming	L	14-16
at Albright	W	18-14
at Susquehanna	W	28-0
Wilkes	W	25-7
Wesley	W	19-9
at Delaware Valley	W	19-14

1991 (3-7)
BILL MANLOVE

Gettysburg	W	27-6
at Washington & Jefferson	L	0-7
at Moravian	L	13-17
Juniata	L	0-13
at Lycoming	L	0-31
Albright	W	26-25
Susquehanna	L	10-34
at Wilkes	W	14-3
Lebanon Valley	L	24-28
at Delaware Valley	L	8-21

1992 (3-6-1)
BILL CUBIT

at Gettysburg	L	6-40
Washington & Jefferson	L	0-35
Moravian	W	16-7
at Juniata	L	7-13
Lycoming	L	16-28
at Albright	W	35-33
at Susquehanna	L	21-35
Wilkes	T	14-14
at Lebanon Valley	L	3-30
Delaware Valley	W	31-16

YEAR-BY-YEAR RESULTS

1993 (6-4)
BILL CUBIT

Upsala	W	27-24
at King's	W	24-15
at Moravian	L	16-37
Juniata	W	40-12
Delaware Valley	W	31-9
at Albright	W	33-13
Wilkes	L	15-36
at Susquehanna	L	10-12
at FDU-Madison	L	3-35
Lebanon Valley	W	28-26

1994 (10-2)
MAC CHAMPIONS
BILL CUBIT

at Kean *	L	14-15
King's	W	36-13
Moravian	W	39-16
at Juniata	W	33-7
at Delaware Valley	W	49-7
Albright	W	46-20
at Wilkes	W	35-21
Susquehanna	W	28-7
FDU-Madison	W	34-17
at Lebanon Valley	W	24-13
at Dickinson #	W	14-0
at Washington & Jefferson #	L	21-35

1995 (8-3)
MAC CHAMPIONS
BILL CUBIT

Wilkes	W	42-35
at FDU-Madison	L	36-38
at Lebanon Valley	W	66-8
Juniata	W	56-21
Moravian	W	31-10
at Albright	W	31-17
at Lycoming	L	15-16
King's	W	50-14
Delaware Valley	W	49-14
at Susquehanna	W	28-26
at Lycoming #	L	27-31

1996 (7-3)
BILL CUBIT

at Wilkes	L	21-47
FDU-Madison	W	23-7
Lebanon Valley	W	41-14
at Juniata	W	35-28
at Moravian	W	48-28
Albright	L	16-19
Lycoming	L	31-37
at King's	W	22-21
at Delaware Valley	W	49-21
Susquehanna	W	31-28

1997 (7-3)
BILL ZWAAN

Wilkes	W	20-14
at FDU-Madison	W	27-14
at Lebanon Valley	W	28-6
Juniata	W	56-20
Moravian (ot)	L	24-27
at Albright	L	21-28
at Lycoming	L	17-19
King's	W	30-24
Delaware Valley	W	34-7
at Susquehanna (2ot)	W	35-28

1998 (8-3)
BILL ZWAAN

at Wilkes	W	20-13
FDU-Madison	W	30-8
Lebanon Valley	W	43-0
at Juniata	W	47-7
at Moravian	W	45-13
Albright	W	33-0
Lycoming	L	13-15
at King's	W	41-20
at Delaware Valley	W	38-19
Susquehanna	L	24-28
Montclair State \$	L	7-15

1999 (6-4)
BILL ZWAAN

at FDU-Madison	W	25-23
at Lycoming	L	0-30
Delaware Valley	W	40-27
Moravian	W	40-14
at Albright	W	35-27
at Susquehanna	L	7-28
King's	W	45-14
at Western Maryland	L	20-57
at Lebanon Valley	W	32-0
Juniata	L	45-59

2000 (12-2)
MAC CHAMPIONS
BILL ZWAAN

FDU-Madison	W	20-19
Lycoming (2ot)	W	50-49
at Delaware Valley	W	52-7
at Moravian	W	46-20
Albright	W	27-14
Susquehanna	W	42-21
at King's	W	32-20
Western Maryland	L	21-35
Lebanon Valley	W	46-14
at Juniata	W	37-22
at Union #	W	33-26
Hobart #	W	40-14
at Springfield #	W	61-27
at Mount Union #	L	30-70

2001 (12-1)
MAC CHAMPIONS
BILL ZWAAN

Wilkes	W	52-13
at Lebanon Valley	W	48-20
Moravian	W	44-26
at Lycoming	W	35-0
at Susquehanna	W	25-13
King's	W	48-14
Delaware Valley	W	48-27
at FDU-Madison	W	42-7
Juniata	W	69-26
at Albright	W	47-33
Christopher Newport #	W	56-7
Washington & Jefferson #	W	46-30
at Bridgewater (VA) #	L	32-57

2002 (9-1)
MAC CHAMPIONS
BILL ZWAAN

at Wilkes	W	29-17
Lebanon Valley	W	49-21
at Moravian (ot)	W	27-20
Lycoming (ot)	W	20-14

Susquehanna	W	52-35
at King's	L	6-24
at Delaware Valley	W	44-14
FDU-Florham	W	53-7
at Juniata	W	68-33
Albright	W	13-12

2003 (5-5)
DAVID WOOD

Susquehanna	L	7-26
at Lebanon Valley	W	74-17
King's	W	27-24
at Wilkes	L	14-16
Albright	L	29-30
at Frostburg State (ot)	W	26-19
FDU-Florham	W	41-7
at Moravian	W	22-12
at Lycoming	L	22-45
Delaware Valley (ot)	L	55-56

2004 (6-4)
DAVID WOOD

at Susquehanna	L	13-35
Lebanon Valley	L	0-3
at King's	W	34-31
Wilkes	L	13-18
at Albright	W	52-35
Frostburg State	W	54-19
at FDU-Florham	W	24-10
Moravian	W	35-31
Lycoming	W	7-0
at Delaware Valley	L	20-27

2005 (8-3)
ECAC SOUTH ATLANTIC CHAMPS
DAVID WOOD

at Wilkes	L	0-13
Lycoming	W	15-7
at Lebanon Valley	W	41-38
Moravian	W	34-24
at Albright	W	33-19
Susquehanna	W	42-7
at King's	L	24-31
Juniata	W	52-7
at Salisbury	W	31-28
at Delaware Valley	L	21-36
Montclair State \$	W	27-18

SNA	Score Not Available
NR	School Not Recognized
*	Forfeit
^	Unfinished game
%	Unconfirmed score
\$	ECAC playoff game
#	NCAA-III playoff game
&c	Delaware left field leading 17-0. PMC wins forfeit.

ALL-TIME COACHING RECORDS

Name	at Widener	Yrs.	W	L	T	Pct.
Unknown Coach		^	21	46	30	5 .599
Harry Mackey	1894	1	3	2	0	.600
Frank Delabarre	1897	1	3	2	1	.583
Bush	1898	1	5	2	0	.714
Nathan Stauffer	1900-01	2	10	8	0	.555
Edwin Stearns	1902-05	4	27	8	2	.757
Joe Messick	1906-07	2	2	12	2	.142
Jack Hollenback	1911	1	3	2	1	.583
Bill Hollenback	1912; 15	2	9	4	2	.667
Dutch Sommer	1913	1	5	0	2	.857
Danny Hutchinson	1914	1	0	6	1	.071
Si Pauxtis	1916-29; 36-46 *	20	82	74	8	.524
Jud Timm	1930-38	9	36	37	10	.494
Woody Ludwig	1947-52	6	24	24	2	.500
George Hansell	1953-61	9	50	23	0	.685
Rock Royer	1962-63	2	8	11	0	.421
Art Raimo	1964-66	3	8	19	0	.296
Ed Lawless	1967-68	2	5	13	0	.277
Bill Manlove	1969-91	23	182	53	1	.773
Bill Cubit	1992-96	5	34	18	1	.651
Bill Zwaan	1997-2002	6	54	14	0	.794
David Wood	2003-pres.	3	19	12	0	.613
Totals (1,028 games)			125	615	375	38 .617

^ no known coach 1879-93; 1895-96; 1899; 1908-10
* 1943 and 1944 seasons were canceled due to World War II

The capstone of the Widener athletic facilities is the Leslie C. Quick Jr. Stadium, which was unveiled for the 1994 football season. Located in the wooded hollow that has grown from a 19th century quarry, the stadium is adjacent to the Schwartz Athletic Center complex.

Dedicated on Homecoming, October 15, 1994, the stadium is named for alum and former University Chairman of the Board Leslie C. Quick Jr., '50. During his undergraduate years, Mr. Quick served as manager of the football and basketball teams for three years under Woody Ludwig.

Quick Stadium towers over a new turf field (installed in 2005) designed with the flexibility in size to accommodate football, men's and women's soccer, men's lacrosse and track & field. Encircling the turf is an eight-lane, synthetic-surfaced, championship track, known as the George A. Hansell Jr. Track. The track, dedicated in 1984, is named for a former athletic director and coach.

The mezzanine sports a Wall of Recognition, which features the dedication plaque and the names of over 400 alumni, faculty and friends so recognized for contributions to the stadium construction fundraising campaign.

Of historical significance, the Wall of Recognition features three medallions removed from Memorial Stadium reading: "Pennsylvania Military College, 1926," "Sound Mind in Sound Body" and "Dedicated to Youth." Memorial Stadium, located behind Old Main, was the site of the University's home football games for nearly 70 years.

Widener fans, coaches and student-athletes share an enormous sense of pride in Quick Stadium, which provides one of the finest NCAA Division III facilities for players, press and spectators in the United States.



ABOVE: circa 2000
RIGHT: circa 1985

YEAR-BY-YEAR AT QUICK

1994	5-0	2000	6-1
1995	5-0	2001	7-0
1996	3-2	2002	5-0
1997	4-1	2003	2-3
1998	3-3	2004	3-2
1999	3-1	2005	5-0

STADIUM FACTS

Capacity: 4,000

First Game: September 17, 1994
Widener 36, King's 13

Stadium Dedication: October 15, 1994
Widener 46, Albright 20

Widener's All-Time Stadium Record:
51-13 (.797 winning percentage)

Undefeated Years at Stadium:
1994, 1995, 2001, 2002, 2005

Longest Unbeaten Streak: 14 games
(2002-2003)

First NCAA Game: November 25, 2000
Widener 40, Hobart 14

RECORDS

RUSHING

Attempts
Yards
Touchdowns

INDIVIDUAL

36 Leon Payne, Widener, 10/17/98
232 Leon Payne, Widener, 10/17/98
3 George Jones, Widener, 9/17/94
3 Leon Payne, Widener, 9/26/98
3 Michael Gandy, Widener, 10/12/02
3 Taylor Ramos, Del. Val., 11/15/03

TEAM

60 King's, 11/1/97
356 Widener, 11/24/01
6 Widener, 10/15/94; 9/30/95;
11/03/01

PASSING

Completions
Attempts
Yards
Touchdowns

35 Bryan Snyder, Albright, 10/15/94
66 Bryan Snyder, Albright, 10/19/96
589 Joe Montrella, Juniata, 11/13/99
6 Joe Montrella, Juniata, 11/13/99
6 Mike Warker, Widener, 9/22/01

35 Albright, 10/15/94
66 Albright, 10/19/96
589 Juniata, 11/13/99
6 Juniata, 11/13/99
6 Widener, 9/22/01

RECEIVING

Receptions
Yards
Touchdowns

17 Ryan Ditze, Albright, 10/15/94
397 Matt Eisenberg, Juniata, 11/13/99
5 Matt Eisenberg, Juniata, 11/13/99
5 Mark Bartosic, Susquehanna, 10/12/02

35 Albright, 10/15/94
589 Juniata, 11/13/99
6 Juniata, 11/13/99

KICKING

Field Goals
Extra Points
Largest Victory

2 by nine players,
last: Frank Vinci, Widener, 11/19/05
8 Brian Grubb, Widener, 11/17/01
49 Widener vs. Christopher Newport (56-7), 11/17/01

2 by six teams,
last: Widener, 10/7/00
8 Widener, 11/17/01



Jack Shafer • Director of Athletics

Jack Shafer is in his first season as Widener's director of athletics after serving the last six years as its assistant director.

Shafer primarily will be responsible for overseeing the school's 20 sports and the overall growth of the department.

Shafer accepts the new role after serving the last six years as assistant director of athletics. He was responsible for overseeing all indoor sports, event management and facilities. Shafer played a huge role in fundraising activities, including the school's annual golf outing, and managing student involvement with the Special Olympics and Big Brothers-Big Sisters program.

He enters his third season as men's soccer coach with an 18-17 record. Last year, the Pioneers (8-8) had four student-athletes named second team All-Commonwealth Conference and five make the Middle Atlantic Conference Academic Honor Roll.

He took over the men's team after guiding the women's squad for four years (2000-03). He helped lead the Pioneers to 34 victories, in-

cluding a run to the ECAC Mid-Atlantic Region final in 2002. In his first season with the men's squad in 2004, Shafer led the Pioneers to the Commonwealth Conference Tournament for the first time in school history.

Shafer arrived in Chester following a four-year tenure (1996-99) as the men's and women's soccer coach at Lycoming, posting a 71-64-8 combined record. He was tabbed Freedom Conference Coach of the Year in 1999 by leading the men's team to the MAC final and earned the same honor with the women in 1997 one year after starting the program.

The stint with Lycoming followed a two-year run as assistant men's soccer coach at his alma mater, Bethany College. He helped guide the team to the 1994 Division III national championship and the ECAC South title the following year.

Shafer graduated Bethany in 1992 with a B.A. in English, helping lead the squad to the NCAA Tournament all four years. He earned his M.A. from Washington College in English after serving as the school's graduate assistant coach for two seasons.



Larissa Gillespie • Senior Woman Administrator

Larissa Gillespie is in her third year as Widener's senior woman administrator.

In addition to her administrative duties at her alma mater, Gillespie is in her seventh year as the field hockey coach. She previously served three seasons as the

women's lacrosse coach.

Gillespie owns a 60-42 record as field hockey coach, which included berths in the Commonwealth Conference Tournament in 2003 and 2004. The squad has posted at least 10 victories the past three years and four of the last five seasons. Gillespie is just four victories away from becoming the program's all-time winningest coach.

During her time as field hockey coach, six players have been named first team All-Commonwealth Conference and 11 have been tabbed second team.

Since Gillespie has been with the field hockey program, numerous school records have been established. Beginning in 1999, when she was

interim head coach, the team broke or tied 10 school records. The 2001 squad shattered the school record for wins in a season (11-6), marking the first time in nine years the Pioneers finished with a winning record.

With the women's lacrosse team, she led the Pioneers to five straight conference Middle Atlantic Conference Tournament appearances from 2001-05 as well as four straight winning seasons from 2002-05. She served as an assistant coach for five seasons before taking over as head coach.

A standout player on Widener's field hockey team as an undergraduate, Gillespie was second on the team in scoring during both the 1996 and 1997 seasons. She closed her career with a then-school-record 16 goals along with seven assists for 39 points, which ranks fourth in school history. She also was a two-time honoree on the Middle Atlantic Conference Academic Honor Roll.

Gillespie received a Bachelor of Science in Sport Management from Widener in 1998 and a Master's of Business Administration in 2000.

The athletic training staff is located in the Wellness Center, which opened in the spring of 2006. The staff is responsible for the conditioning and rehabilitation of over 500 Widener University's student-athletes representing 20 sports.

The staff consists of two full-time athletic trainers as well as several graduate and athletic training student interns. The athletic trainers have at their disposal a bevy of equipment ranging from separate MD exam rooms, two walk-in whirlpools with one cold plunge and one warm, up-to-date electromodalities and rehabilitation equipment.

The department is headed by A.J. Duffy, in his 17th year in this capacity at Widener and his 25th in collegiate athletics. Duffy is primarily responsible for the football and men's lacrosse teams as well as overseeing the entire athletic training staff. He also teaches athletic training classes at Widener and Temple University.

He has been very active in the profession, serving various elected offices since 1993. Among those areas include President of the Eastern Athletic Trainers' Association and the Pennsylvania Athletic Trainers' Society. Duffy also has given talks on both the regional and national level.

Duffy has been cited as the 2002 Interboro Education Association Volunteer of the Year, the 2002 NATA Most Distinguished Athletic Trainer, the 2003 EATA Cramer Award winner and the 2005 Philadelphia Sports Medicine Congress Ted Quedenfeld Award recipient.

Prior to arriving at Widener, Duffy was an assistant athletic trainer at the University of Michigan from 1984-90 and an assistant at Temple University from 1981-83. He earned his B.S. from the University of Michigan in 1980, his MS from the University of Arizona in 1981 and his Physical Therapy Certificate from Drexel University (Hahnemann) in 1984.

Duffy and his wife, Monica, a Widener graduate in Nursing, reside in Norwood, PA with



their sons, Joseph, 16, and Connor, 15.

Laura Heberley is in her third year as Widener's assistant athletic trainer. She is primarily responsible for the men's basketball team and helping with other sports in addition to assisting with the day-to-day activities of the athletic training room.

Heberley graduated from Temple University with a B.S. in Kinesiology and earned her Master's of Science from East Stroudsburg University.

The equipment staff is located primarily on the lower level of Schwartz Athletic Center. The football and men's lacrosse teams have their equipment room located at Leslie C. Quick Jr. Stadium.

The staff is comprised of three full-time managers as well as a plethora of student workers. The staff has played a major role in providing upgraded locker rooms at both Schwartz Center and Quick Stadium as well as maintaining the equipment rooms to meet the needs of Widener's student-athletes.

Johnathan Katona is in his second year as an equipment manager. His primary responsibilities are to serve as equipment manager for the football and men's lacrosse teams. Katona is a certified member of the Athletic Equipment Manager's Association with extensive pro football experience. He has served in the same capacities with the New York Jets of the NFL and the Norfolk Nighthawks, Charleston Swampfoxes, Grand Rapids Rampage and Quad City Steamwheelers of the Arena Football League. In addition to his role with Widener, Katona is an assistant with the Philadelphia Soul of the Arena Football League.

Born in Perth Amboy, NJ, Katona resides in Ridley, PA and is engaged to Asia Rush.

John McCarraher is in his fourth year as both an equipment manager at Widener as well as an assistant baseball coach. He works directly with the men's soccer, women's soccer, men's basketball, women's basketball, baseball and women's lacrosse teams. McCarraher has coached the Norristown Area Wolverines fall team and has been the pitching coach for Kennedy-Kenrick High School. At Kennedy-Kenrick, he helped the squad advance to the Philadelphia Catholic League Playoffs four times in five years.

McCarraher and his wife, Allie, reside in Skippack, PA and were married in July.


Bob Smith is in his 24th year as an equipment manager at Widener. He works directly with the cross country, track & field, volleyball, field hockey, swimming, softball and golf teams.




A.J. Duffy III
Athletic Trainer
610-499-4445



Laura Heberley
Asst. Athletic Trainer
610-499-4451



Johnathan Katona, EMC
Equipment Manager



John McCarraher, EMC
Equipment Manager

FACILITIES

Widener University's standout facilities and the school's commitment to moving forward are not limited to Leslie C. Quick Jr. Stadium (page 45), the athletic training room (page 47) or the equipment rooms (page 47).

Schwartz Athletic Center is home to our men's and women's basketball, women's volleyball, men's and women's swimming, and men's and women's indoor track teams. It also houses Widener's athletic administration and coaching staff in a third-floor suite. Schwartz Center offers members of the Widener community access to a gymnasium, weight room, multi-purpose field house with a new resurfaced floor and a championship size eight-lane swimming pool. The center is open from 12:00 pm-8:00 pm Monday through Friday and from 12:00 pm-5:00 pm on weekends. The facility is closed Saturdays of home football games and the Borislow Weight Room and swimming pool are subject to proper staffing. To check on the availability of the gymnasium, swimming area, or the weight room contact the equipment room at 610-499-8186.



The Wellness Center, opened in April 2006, resonates with Widener's school spirit and pride, providing an inviting and motivating atmosphere that promotes better health. The state-of-the-art 20,000 square-foot facility is located adjacent to Schwartz Center. The center also houses our athletic trainers and provides student-athletes the opportunity to rehabilitate and condition in one of the area's finest collegiate facilities.

The baseball team plays its home game at a on-campus field that opened in 2006 adjacent to Schwartz Center. The facility sports dugouts, bleachers, scoreboard, press box, three batting cages, four pitchers mounds and the same grass used by the Philadelphia Phillies at Citizens Bank Park. The field is one of the finest college baseball facilities in the Philadelphia area.

The softball team plays its home games on a beautiful field which opened in 2006 just off Bullens Lane. The facility features dugouts, a scoreboard and ample seating area for spectators.

Edith R. Dixon Field is home to our field hockey and women's lacrosse squads. Equipped with artificial turf, lights and a new scoreboard, the field is easily accessible for fans and students. Opened in 2005, the field also is home for our intramural teams.



Founded in Wilmington, Delaware, in 1821, Widener University is comprised of eight schools and colleges that offer liberal arts and sciences, professional and pre-professional curricula. A private, nonprofit, doctoral/research intensive institution chartered in both Pennsylvania and Delaware, Widener is today a three-campus university offering programs of study leading to associate's, bachelor's, master's and doctoral degrees. The university's schools include the College of Arts and Sciences, School of Business Administration, School of Engineering, School of Hospitality Management, School of Human Service Professions, School of Law, School of Nursing, and University College.

The first four of Widener's predecessor institutions were located in Delaware: Bullock School (1821-1846), Alsop School (1846-1853), Hyatt's Select School for Boys (1853-1859), and the Delaware Military Academy (1859-1862).

The Pennsylvania legislature granted the institution a universal charter on April 8, 1862. In 1867, Pennsylvania Military Academy (1862-1892) purchased 20 acres of land in Chester, PA, on the same site that is today the core of the university's 100-acre main campus, and became Pennsylvania Military College (1892-1966).

In 1966, Pennsylvania Military College officially became PMC Colleges (1966-1972). The name Pennsylvania Military College was retained for the all-male, cadet college and Penn Morton College was adopted for a coeducational civilian component.

The modern structure of the university was introduced in 1972, when the cadet corps was disbanded and the academic offerings were reorganized into the forerunners of today's schools and colleges. Concomitantly, the name Widener College (1972-1979) was adopted in recognition of Philadelphia's Widener family, a descendant of whom served as chair for the



Old Main

university's Board of Trustees.

In recognition of its comprehensive offerings, Widener College became Widener University in 1979 (to present). Graduate programs were introduced in 1967 with a master's program in engineering, followed by the M.B.A., and then by some 60 additional master's and doctoral programs, most begun in the 1980s.

The university acquired its 40-acre suburban Wilmington, Delaware, campus in 1976 for the School of Law, a branch of University College, and graduate offerings from the School of Business Administration. The Harrisburg Campus, located on 20 acres northeast of the city, was officially opened in the fall of 1989 and now houses a branch of the School of Law and master's level nursing courses. All other academic programs are offered on the Main Campus in Chester.

For more information about Pennsylvania Military College and Widener University history, or to take a virtual tour of Widener, visit www.widener.edu.

MAJOR AREAS OF UNDERGRADUATE STUDY

- **Arts & Sciences**
- Anthropology, Behavioral Science, Biochemistry, Biology, Chemistry, Communication Studies, Computer Information Systems, Computer Science, Creative Writing, Criminal Justice, English, Environmental Science, Fine Arts, Government & Politics, History, International Relations, Mathematics, Modern Languages, Physics, Political Economy, Psychology, Science Administration, Science Education, Sociology
- **Business Administration**
- Accounting, Economics, International Business, Management (Financial, General, Human Resource, Information Systems, Marketing & Advertising, Operations, Sport Management)
- **Engineering**
- Chemical, Civil, Electrical (Computer Network and Data Communication, Computer, Traditional), Mechanical
- **Exploratory Studies**
- **Hospitality Management**
- Accounting, Casino Hotel and Gaming Operations, Contract Services Management, Healthcare Food Services Management, Hotel and Resort Management, Hospitality Industry Management, Pre-MBA, Private Club Management, Restaurant Management, Tourism and Leisure Services
- **Human Service Professions**
- Education (Early Childhood, Elementary, Secondary, Special), Social Work
- **Nursing**
- **Pre-Professional Programs**
- Pre-Chiropractic, Pre-Dentistry, Pre-Law, Pre-Medicine, Pre-Occupational Therapy, Pre-Optometry, Pre-Physical Therapy, Pre-Podiatry, Pre-Veterinary

It is the policy of Widener University not to discriminate on the basis of sex, age, race, national origin or ethnicity, religion, disability, sexual orientation, or marital status in its educational programs, admissions policies, employment practices, financial aid, or other school-administered programs or activities. This policy is enforced under various federal and state laws, including Title VII of the Civil Rights Act of 1964 as amended by the Civil Rights Act of 1991, Title IX of the Education Amendments of 1972, Section 504 of the Rehabilitation Act of 1973, the Age Discrimination in Employment Act, and the Americans with Disabilities Act. Further, in compliance with state and federal laws, Widener University will provide the following information upon request to the Vice President for University Advancement, Widener University, One University Place, Chester, PA 19013, 610-499-4123: (a) copies of documents pertinent to the university's accreditations, approvals, or licensing by external agencies or governmental bodies; (b) reports on crime statistics and information on safety policies and procedures; and (c) information regarding gender equity relative to intercollegiate athletic programs. Comments or requests for information regarding services and resources for disabled students should be directed to: Director of ENABLE, Widener University, One University Place, Chester, PA 19013, 610-499-1270, or Dean of Students, Delaware Campus of Widener University, P.O. Box 7474, Wilmington, DE 19803, 302-477-2177.

Day	Date	Opponent	Time
Sat.	Sept. 9	Wilkes *	1:00 pm
Sat.	Sept. 16	at Lycoming *	1:00 pm
Sat.	Sept. 23	Lebanon Valley *	1:00 pm
Sat.	Sept. 30	at Moravian *	1:00 pm
Sat.	Oct. 7	Albright * (Homecoming)	1:00 pm
Sat.	Oct. 14	at Susquehanna *	1:30 pm
Sat.	Oct. 21	King's * ^{AG}	1:00 pm
Sat.	Oct. 28	at Juniata *	1:30 pm
Sat.	Nov. 4	Salisbury	1:00 pm
Sat.	Nov. 11	Delaware Valley *	1:00 pm

* Middle Atlantic Conference game; Home Games in Bold
 Schedule is subject to change



Widener University