

ክፍል መ. ስለ ግብርና

ሠንጠረዥ መ.1.1-መ.1.2 ከ1995-1997 መረጃ ለዋና ዋና ሰብሎች የታረሰው መሬት ስፋት የምርት ውጤትና ጠቅላላ ምርት መጠን በመኸር እንዲሁም በበልግ ወቅት ለማዘጋጀት የተቻለው የማዕከላዊ ስታቲስቲክስ ባለስልጣን ካካሄደው ጥናት በተገኘው መረጃ ነው ።

የምርት ውጤት መጠን እና የታረሰው መሬት ስፋት የሚያሳየው በዋናው መኸር ና በበልግ ወቅት በግል ገበሬዎች የተገኘውን ምርትና የታረሰውን መሬት ብቻ ነው ።

የሸንኮራ አገዳ መረጃ የተገኘው ከመተሃራ ከፊንጫ እና ወንጂ ስኳር ፋብሪካዎች ነው ።

ሠንጠረዥ መ.2-መ.2.1 ስለ ቡና የሚደረገውን ቁጥጥር ያመለክታል። ወደ ውጭ አገር የሚላከውን ቡና ሁሉ ቡናና ሻይ ባለስልጣን መመርመር አለበት። ተፈላጊው የጥራት ደረጃ የያዘ ቡና ወደ ውጭ አገር እንዲላክ የሚችለው በመ/ቤቱ ሠርተፊኬት ሲሰጠው ይህን አሟልቶ ያልተገኘውን ግን ጥራቱ ተሻሽሎ እንዲቀርብና ድጋሚ እንዲመረመር ወይም ባአገር ውስጥ እንዲሸጥ ይደረጋል። በዚህ ምክኒያት በሰንጠረዥ የተመለከተው የቡና መጠን ሊበልጥ ይችላል ማለት ነው ።

ሠንጠረዥ መ.3-መ.3.1 ከ1991-1997 ለከብት ሕክምና የተቀመመ መድሃኒት መጠን፣ ከ1988-1997 የተከተቡ ከቡቶች ብዛት ና ባለሞያዎች ነው ።

ሠንጠረዥ መ.4-መ.6 ከ1995-1997 ዓ.ም. የዳልጋ ከብቶች የሌሎች ከብቶች ዶሮዎችና የንብ ቀፎ ብዛት መረጃ የተገኘው የማዕከላዊ ስታቲስቲክስ ባለስልጣን ከ1995-1997 ዓ.ም. ካካሄደው ጥናት ነው። መረጃ የቀረበው የግል ገበሬዎች የሚመለከት ብቻ ነው ።

ሠንጠረዥ መ.7 በሶማሌና በአፋር ክልሎች አርብቶ አደር አካባቢ የቤት እንስሳት ብዛት የሚያሳይ ሲሆን መረጃ የተገኘው የማዕከላዊ ስታቲስቲክስ ባለሥልጣን በ1996 ዓ.ም. በሶማሌ ክልል የቤትለቤት እና በአፋር ክልል የቤትለቤት ካካሄደው ቆጠራ ነው።

ሠንጠረዥ መ.8-መ.13 በኢትዮጵያ በዋናው መኸር ወቅት በግብርና ሥራ የተሰማሩ ቤተሰቦች ባለይዞታዎችና የቤተሰብ አባላት ብዛት ፣ በሰብል የተያዘ መሬት ጠቅላላ ስፋትና የአንድ ባለይዞታ በሰብል የተያዘ መሬት ስፋት ስርጭት በይዞታ መጠን የ1996ዓ.ም. ና 1997 ዓ.ም. የሚያሳይ ነው ።

ሠንጠረዥ መ.14-መ.17 በኢትዮጵያ በዋናው መኸር ወቅት በግብርና ሥራ የተሰማሩ ጠቅላላ ባለይዘታዎች ብዛት ብዕድሜ በጾታ ና በተሰማሩበት የግብርና አይነት በ1996 ዓ.ም.ና በ1997ዓ.ም. የሚያሳይ ነው ::

ሠንጠረዥ መ.18-መ.19 በኢትዮጵያ በዋናው መኸር ወቅት በስብል የተያዘ የመሬት ስፋትና ሥርጭት በመቶኛ:በስብል አይነትና በይዘታ መጠን የ1996 ዓ.ም.ና የ1997 ዓ.ም. የሚያሳይ ነው::

ሠንጠረዥ መ.20-መ.21 በኢትዮጵያ በዋናው መኸር ወቅት በግብርና ስራ የተሰማሩ : ጠቅላላ ባለይዘታዎች ብዛት በስብል የተያዘ መሬት ስፋት ና ዓማካይ የአንድ ባለይዘታ የይዘታ መጠን የ1996 ዓ.ም. ና የ1997 ዓ.ም. የሚያሳይ ነው ::

ሠንጠረዥ መ.22-መ.23 በኢትዮጵያ በዋናው መኸር ወቅት በጊዜያዊ ስብሎች የተያዘ የመሬት ስፋትና ስርጭት በመቶኛ በስብል አይነትና በይዘታ መጠን የ1996ዓ.ም.ና የ1997ዓ.ም. የሚያሳይ ነው ::

ሠንጠረዥ መ.24-መ.25 በኢትዮጵያ በዋናው መኸር ወቅት በምርጥ ዘር በመስኖ ዘዴ በፀረ-ተባይ መድሃኒት እና ማጸበሪያ በመጠቀም የታረሰ ጠቅላላ መሬት ስፋት በሄክታር/ለግል ባለይዘታዎች ብቻ/የ1996 ና የ1997 ዓ.ም. የሚያሳይ ነው ::

ሠንጠረዥ መ.26-መ.27 በኢትዮጵያ በዋናው መኸር ወቅት ማጸበሪያ የተደረገበት መሬት ስፋት በማዳበርያ አይነት ለግል ባለይዘታዎች የ1996 ዓ.ም. የ1997 ዓ.ም. የሚያሳይ ነው ::

ሠንጠረዥ መ.28-መ.29 በኢትዮጵያ በዋናው መኸር ወቅት በጥቅም ላይ የዋለ የማዳበሪያ መጠንና ዓይነት በግል ባለይዘታዎች የ1996 ዓ.ም. ና 1997ዓ.ም. የሚያሳይ ነው::

ማስታወሻ ሠንጠረዥ መ1 እና መ4-መ29 የቀረቡት መረጃዎች በሙሉ ለግል ባለይዘታዎች ብቻ ነው ::

SECTION D. AGRICULTURE

Table D.1.1-D.1.2 Estimates on area, yield and production of major crops for 2002/2003 - 2004/05 main and 2002/03 – 2004/05 Belg seasons are based on the results of the crop production surveys conducted by Central Statistical Authority.

The production and area figures are for private peasant holdings for main and belg seasons.

The 2002/03-2004/05 Data on sugar cane were obtained from Metehara, Fincha and Wenji sugar factories.

Table D.2 – D.2.1 Refer to coffee inspection. All coffee intended for export has to be inspected by the Coffee and Tea Development Authority. The coffee which is of the prescribed degree of purity is given the Authority's export certificate. The coffee that does not meet the standard is either sent back for re-cleaning or sold locally. Thus, because of double counting, the amount of coffee shown on these tables could be more than the actual amount of coffee produced in the country.

Table D.3 – D.3.1. Refers to vaccine production 1999/2000- 2005/06, number of cattle vaccinated 1996/97 – 2005/06 and number of veterinary personnel from 1996/97 –2005/06.

Table D.4 – D.6. Data on the number of cattle, other livestock poultry and beehives are based on the results of the survey conducted by the Central Statistical Authority for 2002/03-2004/05. The figures given are for private peasant holdings only.

Table D.7 Refers to Estimated Number of Livestock in Somali and Afar Regions for Pastoralist area. The survey was conducted in 2003/04 in Somali region aerial and conventional methods and in Afar region conventional method was used.

Table D.8 – D.13 Refer to Data on the Distribution of total number of Agricultural Households, holders, total crop area and crop area per holder by size of holding and size of households Ethiopia (Main season) , 2003/04 and 2004

Table D.14-D17. Data on number of agricultural holders by age of holder,sex and type of Holding in Ethiopia (Main season), 2003/04 and 2004/5.

Table D.18-D19 Refer to Estimates of total crop area and their percentage distributon by crop type and size of Holding in Ethiopia (Main season), 2003/04 and 2004/5.

Table D.20-D.21 Refer to Data on number of agricultural holders,total crop area and average area per holder by crop type and size of holding in Ethiopia (Main season), 2003/04 and 2004/5.

Table D.22-D23 Refer to Estimates of crop area under Temporary crop by size of Holding in Ethiopia (Main season), 2003/04 and 2004/5.

Table D.24-D.25. Refer to Estimates of improved seed. Irrigation, pesticide and fertilizer applied area and their percentage distribution by crop for Main Season of Private Holdings in Ethiopia, 2002/03 and 2003/04.

Table D.26 – D.27. Refer to Estimates of fertilizer applied area by type of fertilizer for Main season (MEHER) crops of private holdings in Ethiopia, 2003/04 and 2004/05.

Table D.28 – D.29. Refer to Estimates of Quantity of commercial fertilizer applied by type of fertilizer for Main season crops of private holdings in Ethiopia, 2003/04 and 2005/06.

Note:-

All data on Tables D.4 – D.29 are for Private Holdings only.

FIG. D.1.1 A PRODUCTION OF MAIN CROPS 2002/03-2004/05 FOR MAIN SEASON (MEHER)
 የዋና ዋና ሰብሎች ምርት መጠን በዋናው መክር ወቅት (1995-1997 ዓ.ም.)

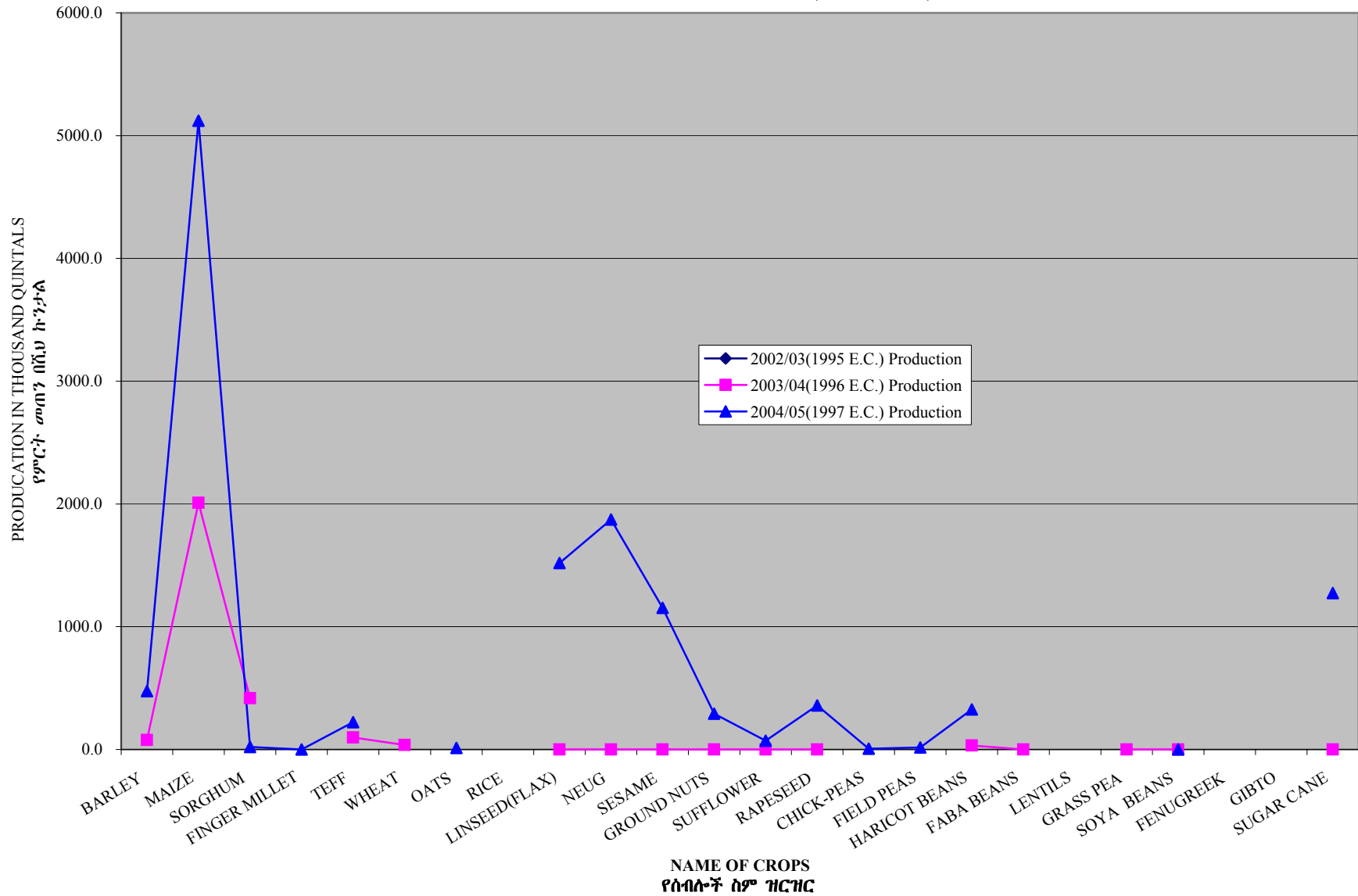
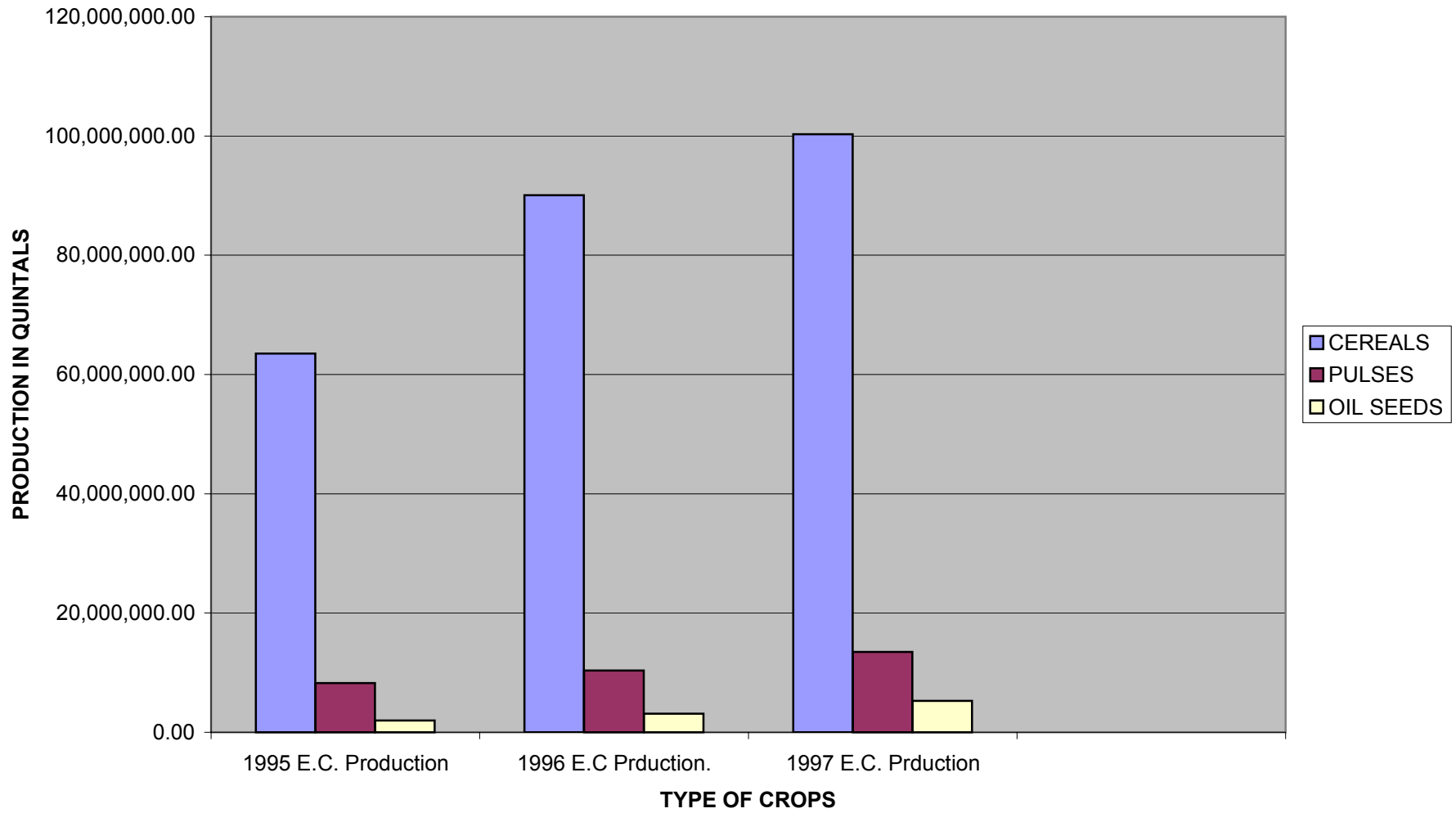
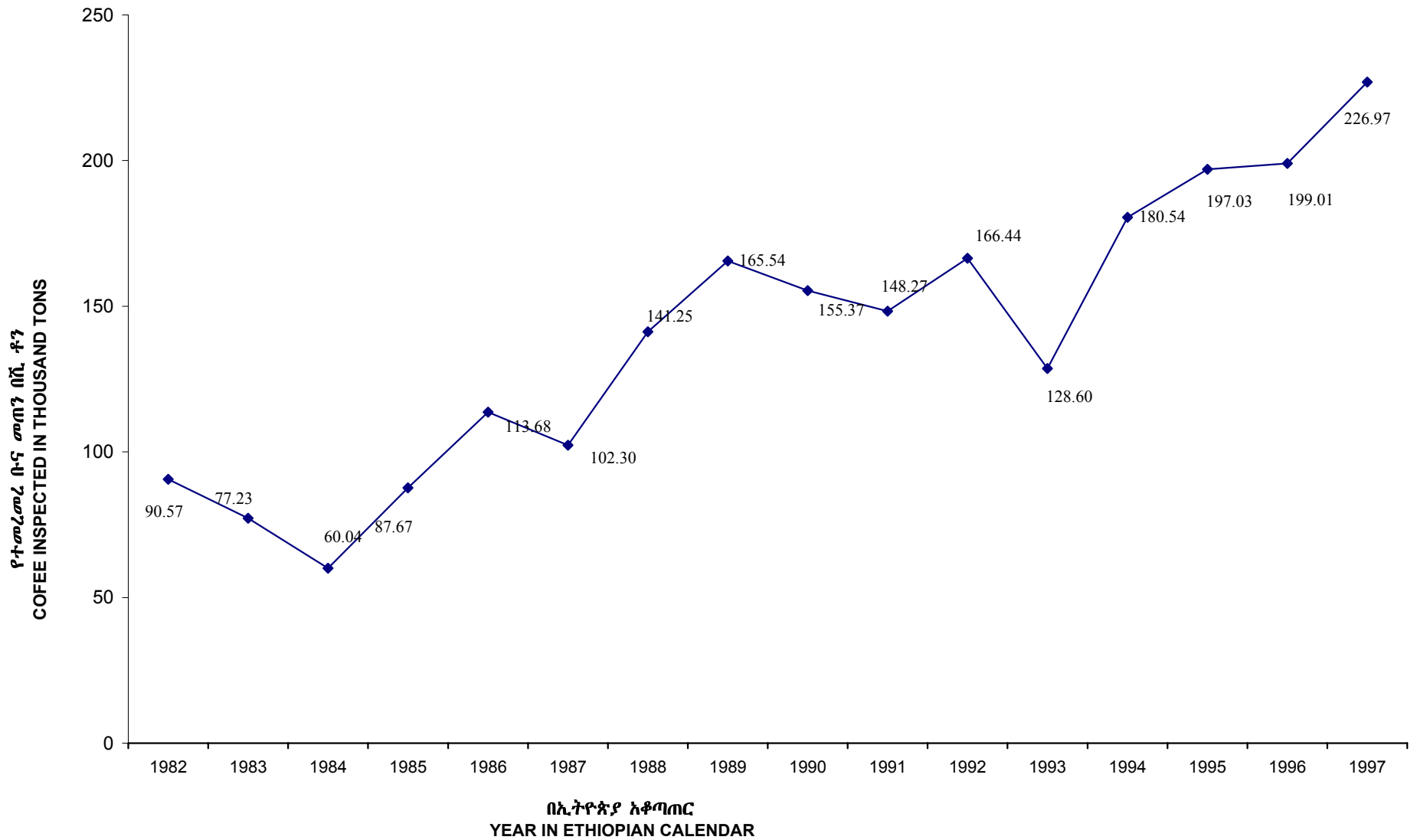


Fig D.1.1-B PRODUCTION OF MAJOR AGRICULTURAL CROPS 2001/02-2003/04 FOR MAIN SEASON (MEHER)

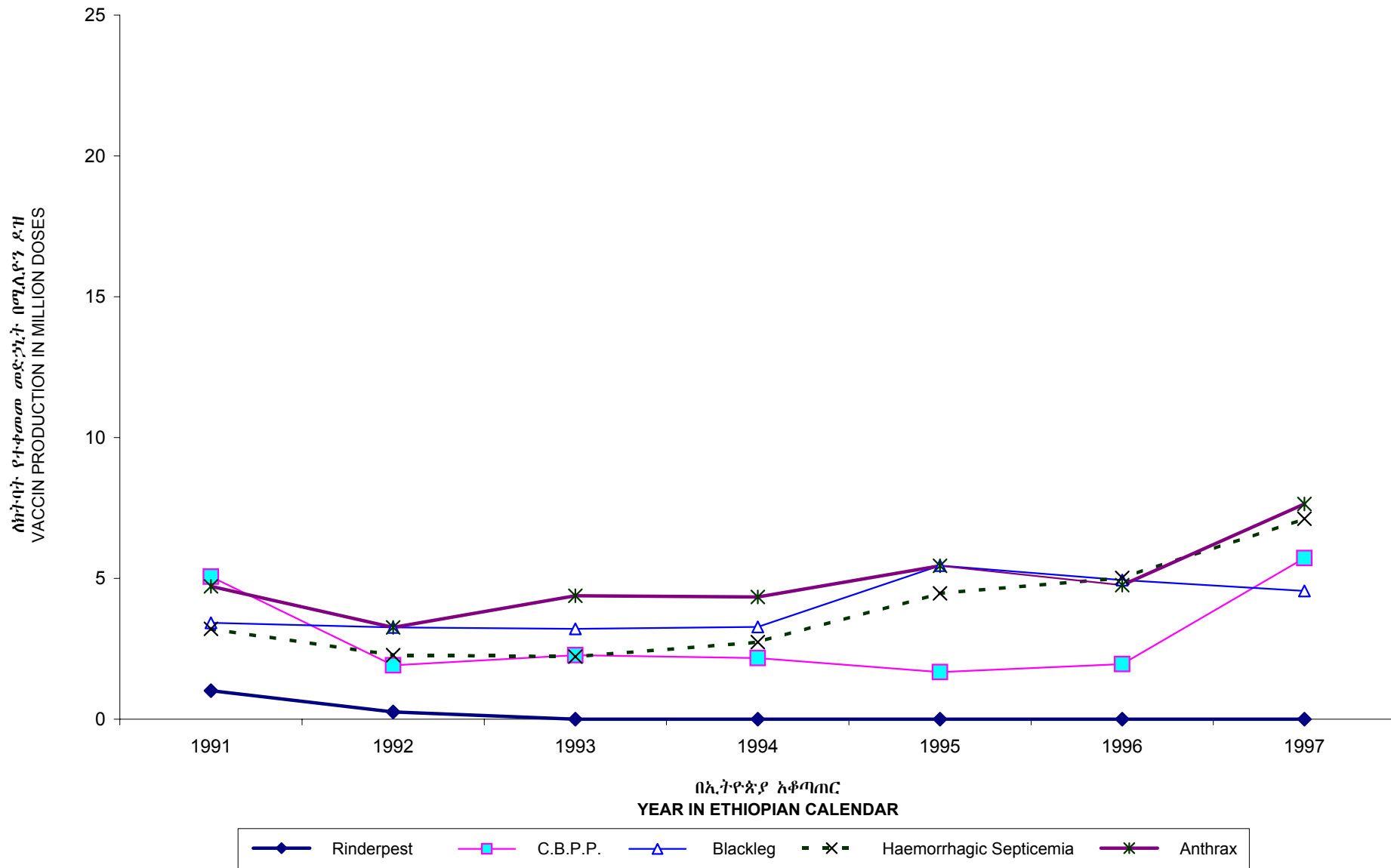


በቡናና ሻይ ባለሥልጣን የተመረመረ ቡና መጠን (1981-1997 ዓ.ም)

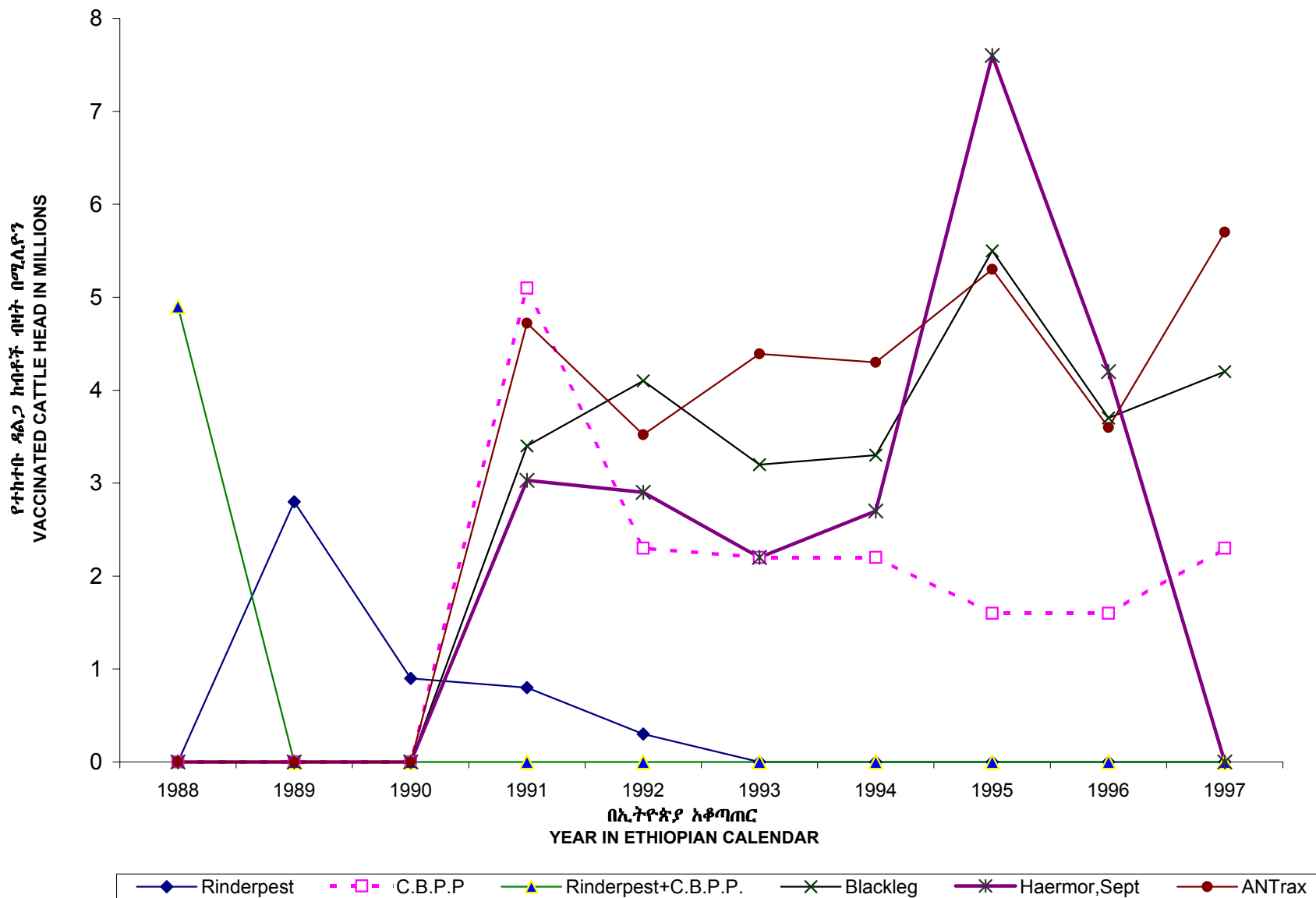
Fig D.2. AMOUNT OF COFEE INSPECTED BY COFEE AND TEA DEVELOPMENT AUTHORITY IN ETHIOPIA 1989/90
2004/05



ለክትባት የተቀመመ መድኃኒት መጠን(1991-1997 ዓ.ም)
 Fig D.3.A AMOUNT OF VACCINE PRODUCTION, 1998/99 - 2004/2005

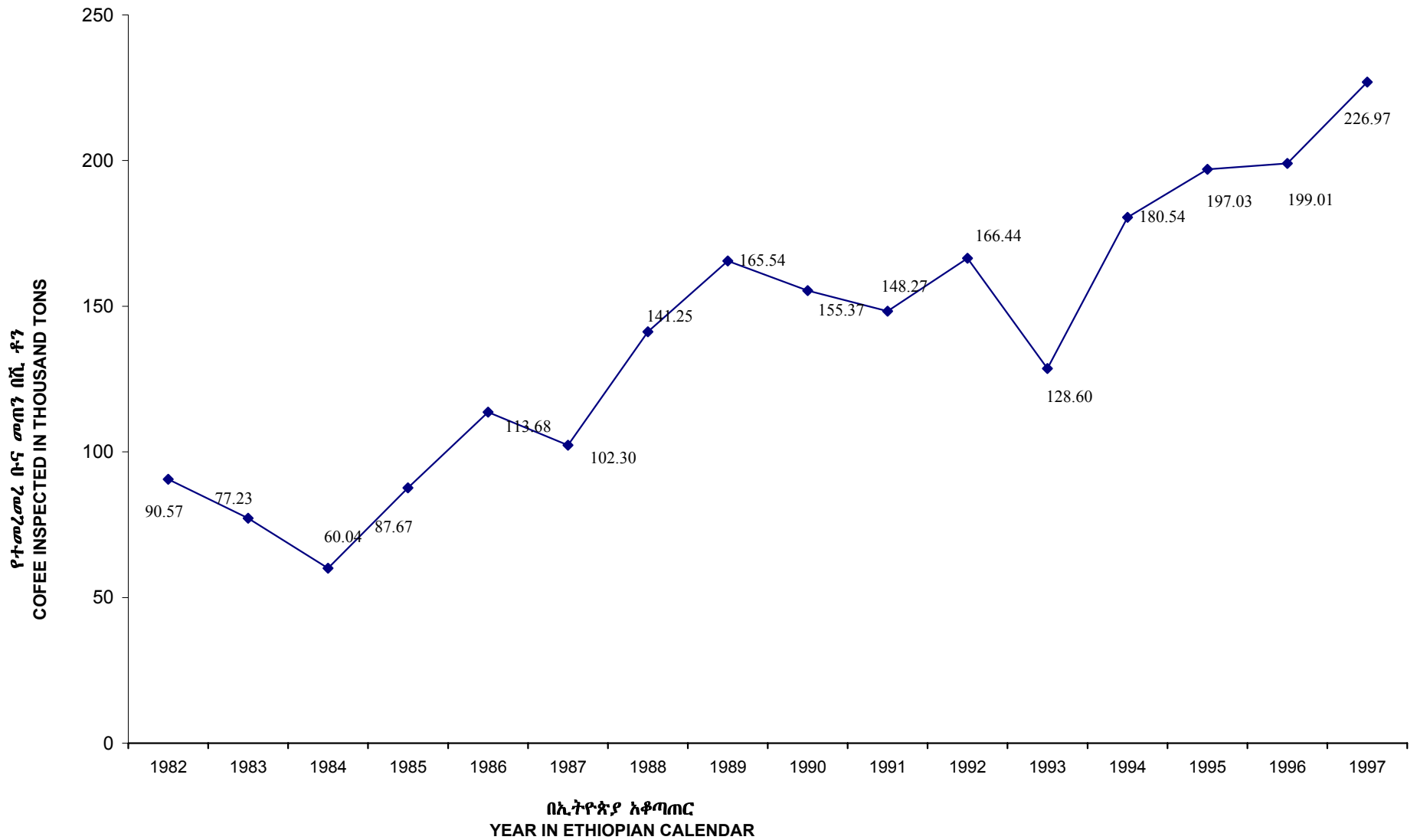


የተከተቡ የዳሊጋ ከብቶች ብዛት(1988-1997)
 Fig D.3.B NUMBER OF CATTLE VACCINATED, 1993/94 - 2004/2005 .

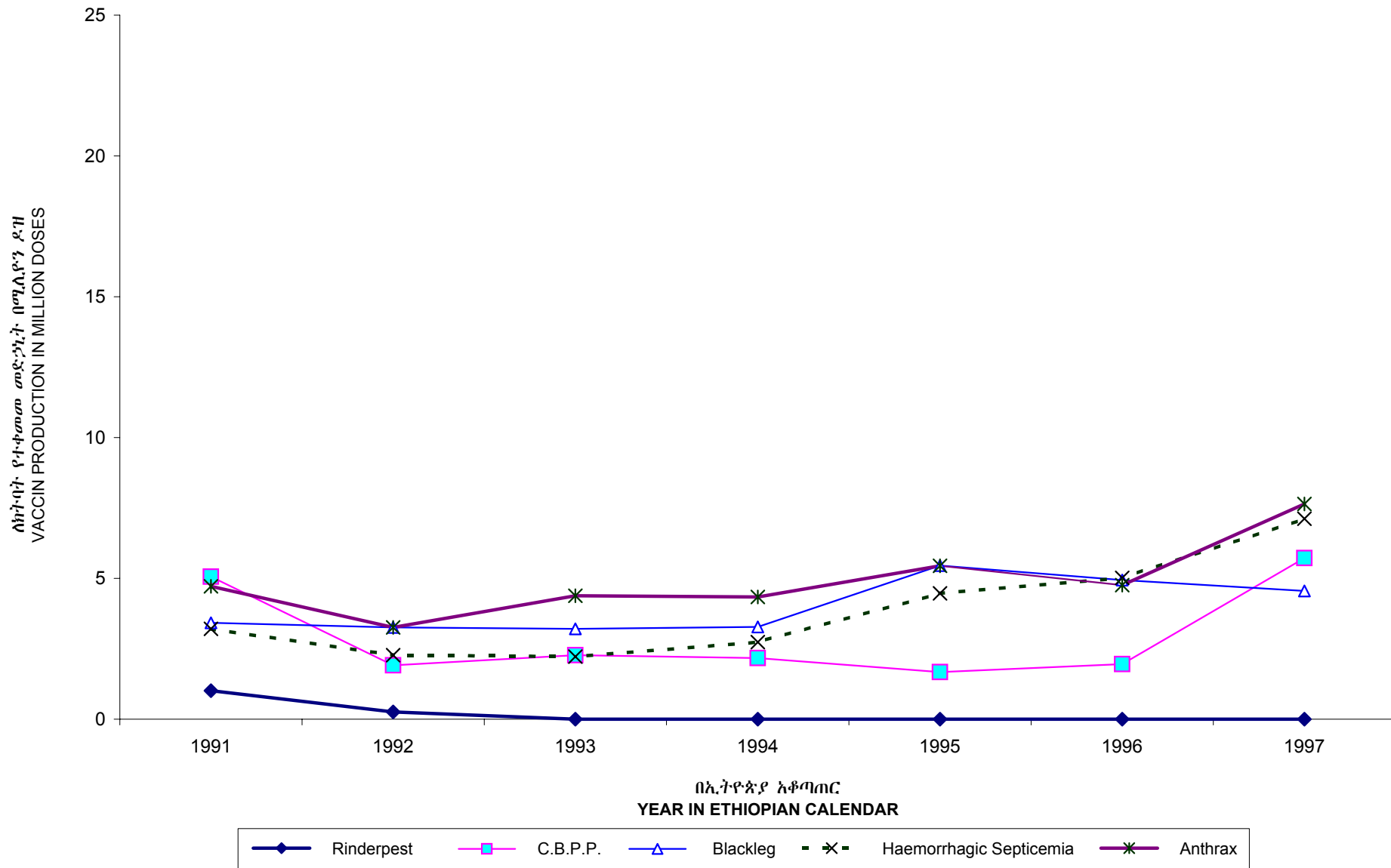


በቡናና ሻይ ባለሥልጣን የተመረመረ ቡና መጠን (1981-1997 ዓ.ም)

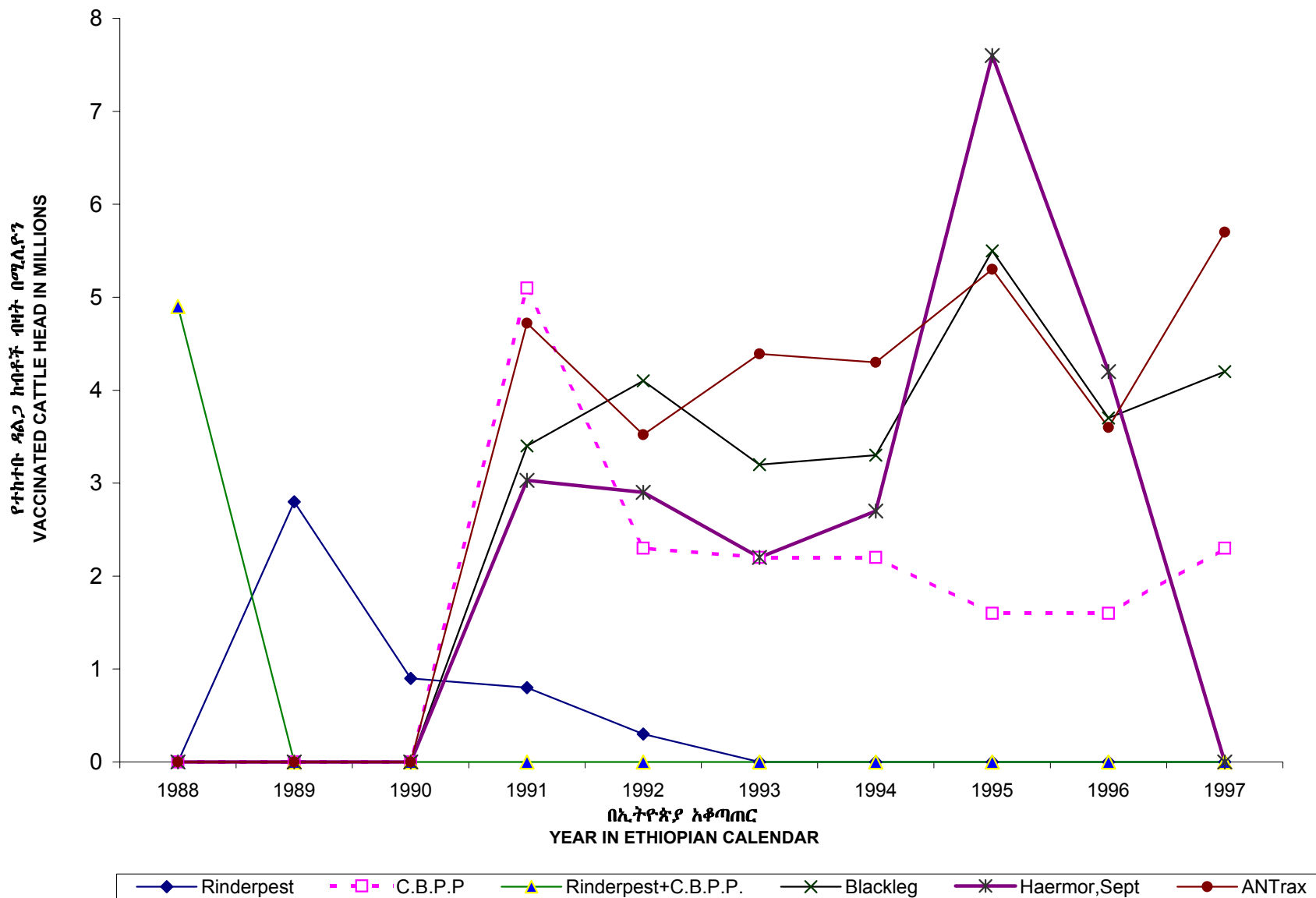
Fig D.2. AMOUNT OF COFFEE INSPECTED BY COFFEE AND TEA DEVELOPMENT AUTHORITY IN ETHIOPIA 1989/90
2004/05



ለክትባት የተቀመመ መድኃኒት መጠን(1991-1997 ዓ.ም)
 Fig D.3.A AMOUNT OF VACCINE PRODUCTION, 1998/99 - 2004/2005



የተከተቡ የዳሊጋ ከብቶች ብዛት(1988-1997)
 Fig D.3.B NUMBER OF CATTLE VACCINATED,1993/94 - 2004/2005 .



በኢትዮጵያ** የታሪክ መሬት ስፋትና የዋና ዋና ስብሰታዎች ምርት ግምት (መኸር) 1995 - 1997 ዓ.ም
 AREA UNDER CULTIVATION, YIELD AND PRODUCTION OF MAJOR CROPS FOR 2002/03 - 2004/05 MAIN (MEHER) SEASON ETHIOPIA**

ሠንጠረዥ መ.1.1

TABLE D.1.1

የሰብል ዓይነት	1995 ዓ.ም.(የሰብል ግምገማ ግምት)			1996 ዓ.ም.			1997 ዓ.ም.			
	የታሪክው መሬት ስፋት (በሄክታር)	የእያንዳንዱ ሄክታር ምርት (በኩንታል)	ጠቅላላ ምርት (በኩንታል)	የታሪክው መሬት ስፋት (በሄክታር)	የእያንዳንዱ ሄክታር ምርት (በኩንታል)	ጠቅላላ ምርት (በኩንታል)	የታሪክው መሬት ስፋት (በሄክታር)	የእያንዳንዱ ሄክታር ምርት (በኩንታል)	ጠቅላላ ምርት (በኩንታል)	
የባርሬይ ስገዳ ስህሎች	6,323,819.80		63,497,252.90	6,998,977.00		90,062,375.00	7,637,524.00		100,308,355.00	CEREALS
ገብስ	788,692.38	8.75	6,899,680.37	920,127.00	11.73	10,796,861.00	1,095,436.00	12.12	13,280,520.00	BARLEY
ቦቆሎ	1,191,428.38	15.01	17,880,314.03	1,367,115.00	18.60	25,429,653.00	1,392,916.00	17.19	23,941,622.00	MAIZE
ማሽላ	1,071,957.28	9.70	10,397,992.75	1,283,654.00	13.57	17,424,536.00	1,253,620.00	13.69	17,159,543.00	SORGHUM
ዳጉሳ	308,089.42	10.04	3,092,378.58	304,758.00	10.01	3,051,014.00	312,931.00	10.64	3,328,038.00	FINGER MILLET
ጤፍ	1,931,088.05	7.35	14,196,101.29	1,989,068.00	8.43	16,773,480.00	2,135,553.00	9.48	20,255,214.00	TEFF
ስንዴ	997,717.64	10.75	10,721,446.41	1,098,907.00	14.69	16,144,412.00	1,398,215.00	15.57	21,766,030.00	WHEAT
አጃ	30,117.21	8.38	252,321.77	30,048.00	12.89	387,337.00	45,131.00	12.56	566,754.00	OATS
ሩዝ	4,729.43	0.00	0.00		*	*		*	*	RICE
የቅባት አሀሎች	474,257.50		1,965,470.52	570,783.00		3,128,626.00	824,430.00		5,263,955.00	OIL SEEDS
የተልባ ፍሬ	131,877.55	3.24	427,850.51	142,899.00	5.41	773,634.00	250,702.00	6.06	1,518,640.00	LINSEED(FLAX)
ኑግ	249,683.84	3.42	853,397.65	281,718.00	4.22	1,189,950.00	358,828.00	5.22	1,872,135.00	NEUG
ሰሊጥ	57,716.66	6.28	362,720.33	91,527.00	6.72	614,621.00	136,220.00	8.47	1,153,882.00	SESAME
ለውዝ	14,088.31	7.61	107,189.33	20,217.00	10.25	207,150.00	27,084.00	10.73	290,532.00	GROUND NUTS
ሱፍ	3,634.54	4.35	15,815.40	8,401.00	6.00	50,427.00	9,715.00	7.25	70,392.00	SUFFLOWER
ጎመንዘር	17,256.60	11.50	198,497.30	26,021.00	11.25	292,844.00	41,881.00	8.56	358,375.00	RAPSEED
ጥራጥራዎች	1,061,416.97		8,231,728.49	1,099,535.00		10,373,131.00	1,349,116.00		13,495,792.00	PULSES
ሽምብራ	140,244.53	8.14	1,141,278.33	154,281.00	8.81	1,359,299.00	167,569.00	9.64	1,615,951.00	CHICK-PEAS
አተር	207,048.27	6.73	1,393,843.30	211,564.00	8.05	1,703,653.00	254,365.00	8.98	2,283,354.00	FIELD PEAS
አደንጓሬ	181,583.04	6.15	1,117,499.61	183,752.00	9.37	1,721,529.00	245,597.00	8.61	2,113,471.00	HARICOT BEANS
ባቁላ	389,994.78	9.27	3,616,754.87	381,988.00	11.18	4,268,917.00	463,174.00	11.92	5,519,838.00	FABA BEANS
ምስር	51,433.05	4.39	225,869.09	52,062.00	6.78	352,748.00	76,642.00	7.12	545,550.00	LENTILS
ጓያ	53,977.59	9.84	531,194.57	82,713.00	9.55	789,545.00	112,425.00	11.12	1,250,284.00	GRASS PEA
አኩራ አተር	935.70	7.43	6,951.14	1,027.00	4.46	4,574.00	2,606.00	3.20	8,335.00	SOYA BEANS
አብሽ	25,543.15	4.57	116,636.16	17,133.00	7.27	124,540.00	16,325.00	7.09	115,803.00	FENUGREEK
ግብጦ	-	-	-	15,016.00	3.22	48,326.00	10,413.00	4.15	43,205.00	GIBTO
ሌሎች አዝርዕት										OTHER CROPS
ሸንኩራ አገዳ	6,774.00	966.41	6,546,482.00	23,140.01	1,060.62	24,542,762.00	18,601.00	68.51	1,274,281.00	SUGAR CANE
	AREA (ha)	YIELD (qt/ha)	PRODUCTION (qt)	AREA (ha)	YIELD (qt/ha)	PRODUCTION qt	AREA (ha)	YIELD (qt/ha)	PRODUCTION qt	CROP TYPE
	2002/2003.(Estimates of crop forecast)			2003/2004.			2004/2005.			

** የአርብቶ አደር አካባቢዎችን አይጨምርም

ማስታወሻ:- የግል ገበሬዎች ይዞታን ብቻ ነው

- መረጃ አልተገኘም

** Excluding Nomadic Areas

NOTE: Data is for private holdings only

- Data not available.

Source: The 2003/04 and 2002/03 data of sugar cane is obtained from Metehara, Wonji and Finchaa sugare factories, but the 2002/03 data is obtained only from Finchaa sugare factory.

የመረጃ ምንጭ: የ1996 ዓ.ም ና የ1994 ዓ.ም የሸንኩራ አገዳ ምርት የተገኘው ከመተሃራ፣ ወንጅና ፊንጅጫ ፋብሪካዎች ሲሆን የ1995 ዓ.ም ምርት ግን የተገኘው ከ ፊንጅጫ ፋብሪካ ብቻ ነው።

ቡናና ሻይ ባለሥልጣን የተመረመረ ቡና መጠን
Coffee Inspected by the Coffee and Tea Authority ,ETHIOPIA.

ቡቶን
(IN Tons) Table D.2

ዓመተ ምህረት	የተመረመረ ቡና መጠን	
1982	90,570.00	1989/90
1983	77,227.00	1990/91
1984	60,040.00	1991/92
1985	87,670.00	1992/93
1986	113,678.00	1993/94
1987	102,301.00	1994/95
1988	141,249.00	1995/96
1989	165,536.00	1996/97
1990	155,368.00	1997/98
1991	148,271.00	1998/99
1992	166,435.00	1999/2000
1993	128,597.00	2000/2001
1994	180,537.00	2001/2002
1995	197,034.00	2002/2003
1996	199,009.00	2003/2004
1997	226,971.00	2004/2005
	Total Coffee Inspected	YEAR

ቡናና ሻይ ባለሥልጣን የተመረመረ ቡና መጠን በክልልና በዞን
Coffee Inspected by the Coffee and Tea Authority by Killil and Zor

ሠንጠረዥ መ.2.1 Table D.2. ቡቶን (In Tons)

ክልል/ዞን	1992	1993	1994	1995	1996	1997	Killil/Zone
አሮሚያ	93,385.0	82,006.0	98,314.0	109,992.0	112,638.0	115,083.0	Oromia
ምዕራብና ምሥራቅ ወለጋ	27,913.0	32,373.0	25,208.0	38,248.0	39,103.0	40,606.0	West and East Wellega
አሉባቦር	9,153.0	9,701.0	11,573.0	17,499.0	10,791.0	14,855.0	Illubabor
ምዕራብ ሸዋ	-	17.0	-	-	-	-	- West Shewa
ምዕራብ ሐረርጌ	9,665.0	8,075.0	9,353.0	8,756.0	7,477.0	8,364.0	West Hareghe
ምሥራቅ ሐረርጌ	2,752.0	2,620.0	2,545.0	3,542.0	4,127.0	3,654.0	East Hareghe
ባሌ	3,652.0	362.0	3,823.0	3,307.0	2,985.0	5,130.0	Bale
ቦረና	10,461.0	3,878.0	13,582.0	15,236.0	16,720.0	13,533.0	Borena
ደቡብ ሸዋ	4,291.0	-	-	-	-	-	- South Shewa
ጅማ	25,498.0	24,912.0	32,145.0	23,347.0	30,096.0	26,743.0	Jimma
አርሲ	-	68.0	85.0	57.0	1,339.0	2,198.0	Arsi
ደቡብ ኢትዮጵያ	68,030.0	42,309.0	78,893.0	82,315.0	75,598.0	100,338.0	South Ethiopia
ጉራጌ፣ ሀዲያና ከ.አ.ጠምባሮ	-	1,043.0	3,350.0	5,977.0	5,391.0	7,624.0	Guragghe, Hadiya and Kembata, AlabaTembaro
ሲዳማናጊደኤ	47,231.0	25,387.0	50,345.0	52,379.0	39,388.0	63,562.0	Sidama and Gideo
ሰሜን አሞ	3,714.0	2,184.0	-	-	-	-	- North Omo
ደቡብ አሞ	1,668.0	1,068.0	2,775.0	1,382.0	1,478.0	1,364.0	South Omo
ሸኪቾና ክፍቾ	7,438.0	6,382.0	8,211.0	8,962.0	10,820.0	10,352.0	Shekicho and Keficho
አማሮ ልዩ ወረዳ	542.0	424.0	1,297.0	993.0	884.0	1,082.0	Amaro Liyu Wereda
ቤንቾ	7,437.0	5,738.0	7,715.0	8,619.0	10,755.0	10,097.0	Bench
ደራሹ ልዩ	-	83.0	140.0	456.0	519.0	491.0	Derashe Liyu
ኮንዖ	-	-	4.0	-	-	5.0	Konso
ጋሞጎፋ	-	-	2,817.0	2,000.0	1,948.0	3,079.0	Gamogofa
ወላይታ	-	-	2,239.0	1,478.0	1,415.0	2,700.0	Welayta
ክልል 12(ጋምቤላ)	-	4,282.0	3,289.0	4,675.0	4,773.0	3,734.0	Killil 12(Gambela)
በሕገወጥ ተይዞ የተመረመረ/ሌሎች	3020.0	-	41.0	52.0	-	-	Contraband/Others
ድምር	164435.0	128597.0	180537.0	197034.0	193009.0	219155.0	Total
	1999/2000	2000/2001	2001/2002	2002/2003	2003/2004	2004/2005	

ማስታወሻ: - መረጃ አልተገኘም
Note: - Data not availabl

ከቡናና ሻይ ባለሥልጣን የተገኘ
Source: Coffee and Tea Authority

ለከብት ሕክምና የተቀመመ መድኃኒት (ክትባት) መጠን*
AMOUNT OF VACCINE PRODUCTION*

Table D.3

ሠንጠረዥ መ.3

የተቀመመ መድኃኒት /ክትባት በደብዳቤ/	Year in Ethiopian calendar							VACCINE PRODUCTION DOSES
	1991	1992	1993	1994	1995	1996	1997	
ለደብዳቤ	1,012,500	255,400	-	-	-	-	-	Rinderpest
ለሳንባ	5,055,850	1,911,300	2,275,650	2,167,215	1,668,500	1,962,100	5,718,100	C.B.P.P.
ለአባጉርባ	3,420,450	3,255,800	3,205,330	3,275,567	5,456,385	4,939,250	4,555,100	Blackleg
ለጉሮሮሳ	3,205,550	2,274,150	2,220,078	2,737,600	4,467,580	6,230,650	7,116,850	Haemorrhagic Septicemia
ለአባሰንጋ	4,716,600	3,255,800	4,386,588	4,338,405	5,448,350	4,756,100	7,639,900	Anthrax
ድምር	17,410,950	10,952,450	12,087,646	12,518,787	17,040,815	17,888,100	25,029,950	Total
	1998/99	1999/2000	2000/2001	2001/2002	2002/2003	2003/2004	2004/2005	Year

* የዓመቱ መጨረሻ ሰኔ 30 ነው።

* Year ending 7th July.

የመረጃ ምንጭ:- ከብሔራዊ የእንስሳት ጤና ጥበቃ ኢንስቲትዩት የተገኘ

Source:- National Animal Health Institute

የተከተቡ የዳልጋ ከብቶች ብዛትና በክትባት ሥራ ላይ የሚገኙ ሠራተኞች*
CATTLE VACCINATED AND VETERINARY PERSONNEL*

Table D.3.1

ሠንጠረዥ መ.3.1

የተከተቡ ከብቶች ብዛት	Year in Ethiopian calendar										CATTLE VACCINATED	
	1988	1989	1990	1991	1992	1993	1994	1995	1996	1997		
ለደብዳቤ	-	2,800,000	852,230	765,440	295,400	-	-	-	-	-	-	Rinderpest
ለሳንባ	-	-	-	5,055,850	2,335,800	2,275,650	2,167,215	-	1,602,900	2,338,100	-	C.B.P.P.
ለደብዳቤና ሳንባ	4,400,000	-	-	-	-	-	-	-	-	-	-	Rinderpest + C.B.P.P.
ለአባጉርባ	-	-	-	3,420,450	4,102,800	3,205,330	3,275,567	-	3,712,050	4,266,950	-	Blackleg
ለጉሮሮሳ	-	-	-	3,025,550	2,935,800	2,220,078	2,737,600	-	4,284,050	-	-	Haemorrhagic Septicemia
ለአባሰንጋ	-	-	-	4,716,600	3,521,800	4,386,588	4,338,405	-	3,629,700	5,773,200	-	Anthrax
ድምር	-	2,800,000	852,230	16,983,890	13,191,600	12,087,646	12,518,787	-	13,228,700	12,378,250	-	Total
የከብት ሕክምና ባለሙያዎች ብዛት												VETERINARY PERSONNEL (NUMBER)
ሐኪሞች	426	452	515	472	483	446	413	400	483	339	-	Doctors
ረዳት የከብት ሐኪሞች	665	783	824	763	800	945	788	749	800	783	-	Animal health assistants
ቴክኒሻኖች	86	110	131	140	-	-	-	2,917	3,000	1,955	-	Technicians
ረዳት ቴክኒሻኖች	-	31	39	-	-	-	-	-	-	-	-	Ass. Technicians
ከታቢዎች	2,074	2,280	2,562	2,887	3,016	3,436	3,447	-	-	155	-	Vaccinators(Technicians)
ሥጋ መርማሪዎች	102	43	49	170	-	277	267	155	210	250	-	Meat inspectors
ድምር	3,353	3,699	4,120	4,432	4,299	5,104	4,915	4,221	4,493	3,482	-	Total
	1995/96	1996/97	1997/98	1998/99	1999/2000	2000/2001	2001/2002		2003/2004	2004/2005		YEAR

* የዓመቱ መጨረሻ ሰኔ 30

* Year ending 7th July.

የመረጃ ምንጭ:- ከግብርና ሚኒስቴር የእንስሳት ሀብት ልማት መምሪያ ከእንስሳት ጤና ጥበቃ ቤቱ የተገኘ

Source:- Ministry of Agriculture, Animal Resources and Development Department, Veterinary Division.

- መረጃ አልተገኘም

- Data not available

የዳሊጋ ክብት፡ በግና ፍየል ብዛት ግምት በክልል **1995-1997 ዓ.ም
 (የግል ገበሬዎች ይዘታ በገጠር ብቻ)
 ESTIMATED NUMBER OF CATTLE, SHEEP & GOAT BY REGION ** 2002/2003- 2004/2005
 (PRIVATE PEASANT HOLDINGS FOR RURAL ONLY)

ሆንጠረዥ መ.4

ክልል	1995			1996			1997		
	የዳሊጋ ክብት	በግ	ፍየል	የዳሊጋ ክብት	በግ	ፍየል	የዳሊጋ ክብት	በግ	ፍየል
	2002/2003			2003/2004			2004/2005		
ትግራይ				2,546.79	652.52	2,034.71	2,713.75	726.4	2,089.70
አፋር				385.8	238.67	438.08	327.37	196.39	483.78
አማራ				9,592.25	6,116.34	3,969.12	9,694.80	6,390.80	4,101.77
ኦሮሚያ				16,806.16	5,969.52	4,081.04	17,214.54	6,905.37	4,849.06
ሶማሌ				462.96	460.12	606.72	459.72	463	650.97
ቤንሻንጉል ጉሙዝ				281.5	58.03	218.52	307.82	65.8	244.57
ደ/ብ/ብ/ሀ				7,881.69	3,007.97	2,317.62	7,938.49	3,270.20	2,289.97
ጋምቤላ				NA	NA	NA	NA	NA	NA
ሀረሪ				32.74	3.76	26.36	31.73	3.44	26.91
አዲስ አበባ				67.27	16.5	10.22	20.7	7.9	3.15
ድሬዳዋ				45.53	52.09	132.34	40.4	46.28	118.77
ድምር				38,102.69	16,575.52	13,834.73	38,749.32	18,075.58	14,858.65

* These estimates could not be reported in this table because of high coefficient of variation (i.e less reliable). However, they are consolidated in the total estimates.

NA = Not available

**መረጃው የአርብቶ አደር አካባቢዎችን አይጨምርም

** Excluding nomadic areas.

ግስታዎች፡ የ1995 ዓ.ም. የቤት እንስሳት ቆጠራ በ1994 ዓ.ም የግብርና ናሙና ቆጠራ የመረጃ ቅንብር ሥራ ምክንያት ቆጠራው አልተካሄደም

N.B. The 2002/2003 livestock enumeration couldn't carried out due to the huge data processing tasks of the 2001/2002 EASE.

የፈረስ፡ በቅሎና አሀያ ብዛት ግምት በክልል **1995-1997 ዓ.ም
 (የግል ገበሬዎች ይዘታ በገጠር ብቻ)
 ESTIMATED NUMBER OF HORSE, MULE & ASS BY REGION ** 2 2002/2003-2004/2005
 (PRIVATE PEASANT HOLDINGS FOR RURAL ONLY)

ሆንጠረዥ መ.5

ክልል	1995			1996			1997		
	ፈረስ	በቅሎ	አሀያ	ፈረስ	በቅሎ	አሀያ	ፈረስ	በቅሎ	አሀያ
	2002/2003			2003/2004			2004/2005		
ትግራይ				2.62	10.06	368.31	1.20	9.19	386.60
አፋር				-	0.38	14.15		0.20	12.27
አማራ				250.68	90.65	1356.11	257.32	89.00	1400.03
ኦሮሚያ				899.99	149.57	1605.13	959.71	153.71	1703.91
ሶማሌ				*	*	86.39			91.55
ቤንሻንጉል ጉሙዝ				*	1.52	40.79		1.77	37.52
ደ/ብ/ብ/ሀ				292.77	68.22	266.50	298.72	63.46	278.44
ጋምቤላ				NA	NA	NA	NA	NA	NA
ሀረሪ				-	-	6.48			6.32
አዲስ አበባ				0.86	0.70	15.88	0.38	0.27	4.78
ድሬዳዋ				*	*	10.12			8.82
ድምር				1446.92	321.10	3769.86	1517.33	317.60	3930.24

* These estimates could not be reported in this table because of high coefficient of variation (i.e less reliable). However, they are consolidated in the total estimates.

N.A = Not available

**መረጃው የአርብቶ አደር አካባቢዎችን አይጨምርም

** Excluding nomadic areas.

ግስታዎች፡ የ1995 ዓ.ም. የቤት እንስሳት ቆጠራ በ1994 ዓ.ም የግብርና ናሙና ቆጠራ የመረጃ ቅንብር ሥራ ምክንያት ቆጠራው አልተካሄደም

N.B. The 2002/2003 livestock enumeration couldn't carried out due to the huge data processing tasks of the 2001/2002 EASE.

የግመል፣ ዶሮና ንብ የያዙ ቀፎዎች ብዛት ግምት በክልል 1995-1997 ዓ.ም

(የግል ገበሬዎች ይዞታ በገጠር ብቻ)

ESTIMATED NUMBER OF CAMEL, POULTRY & BEEHIVE BY REGIC 2002/2003-2004/2005

(PRIVATE PEASANT HOLDINGS FOR RURAL ONLY)

ሠንጠረዥ መ.6

በሺህ ('000) Table D.6

ክልል	1995			1996			1997		
	ግመል	ዶሮ	የንብ ቀፎ	ግመል	ዶሮ	የንብ ቀፎ	ግመል	ዶሮ	የንብ ቀፎ
ትግራይ				38.56	3,725.11	173.95	32.65	3,180.24	204.8
አፋር				124.54	49.29	0.67	99.83	38.32	8.1
አማራ				20.32	11,243.77	766.38	14.27	8,442.24	919.45
አሮሚያ				113.53	12,761.34	2,289.88	139.83	11,637.07	2,513.79
ሶማሌ				163.49	173.19	9.19	165.26	154.67	5.33
ቤንሻንጉል ጉሙዝ				-	785.36	156.41		732.27	166.13
ደ/ብ/ብ/ሀ				-	6,779.90	829.79		6,586.14	726.96
ጋምቤላ				NA	NA	NA	NA	NA	NA
ሀረሪ				-	31.59	0.98		31.43	0.67
አዲስ አበባ				-	62.36	0.69		21.42	0.17
ድሬይቆ				7.95	44.48	0.67	5.07	44.74	0.84
ድምር				468.39	35,656.39	4,228.61	456.91	30,868.54	4,546.24
	CAMEL	POULTRY	BEEHIVE	CAMEL	POULTRY	BEEHIVE	CAMEL	POULTRY	BEEHIVE
	2002/2003			2003/2004			2004/2005		

* These estimates could not be reported in this table because of high coefficient of variation (i.e less reliable). However, they are consolidated in the total estimates.

NA = Not available

መረጃው የአርብቶ አደር አካባቢዎችን አይጨምርም

** Excluding nomadic areas.

ግክታወሽ: የ1995 ዓ.ም. የቤት እንስሳት ቆጠራ በ1994 ዓ.ም የግብርና ናሙና ቆጠራ የመረጃ ቅንብር ሥራ ምክንያት ቆጠራው አልተካሄደም

N.B. The 2002/2003 livestock enumeration couldn't carried out due to the huge data processing tasks of the 2001/2002 EASE.

በሶማሌና አፋር አርብቶ አደር አካባቢ የቤት እንስሳት ብዛት ግምት 1996 ዓ.ም.

(የአርብቶ አደር ይዞታ)

ESTIMATED NUMBER OF LIVESTOCK IN SOMALI AND AFAR REGION FOR

PASTORALIST AREA 2003/2004

[PRIVATE PASTORALIST HOLDINGS]

ሠንጠረዥ መ.7

በሺህ

('000)

Table D.7

የቤት እንስሳት ዓይነት	የሶማሌ አርብቶ አደር አካባቢ		የአፋር አርብቶ አደር አካባቢ	Type of Livestock
	በአየር ቆጠራ (ጥቅምት 26-ህዳር 14 1996 ዓ.ም.)	ቤት ለቤት ቆጠራ (ተህሳስ 2 1996 ዓ.ም.)	ቤት ለቤት ቆጠራ (ተህሳስ 2 1996 ዓ.ም.)	
የዳልጋ ከብት	670.28	130.61	1,990.85	Cattle
በግ	6,410.80	250.11	2,303.25	Sheep
ፍየል	5,525.46	177.58	3,960.51	Goats
ግመል	1,041.87	64.51	759.75	Camels
አህያ	42.64	14.29	175.18	Asses
በቅሎ	0.43	0.16	2.96	Mules
ፈረስ	0.05	-	0.9	Horses
	Aerial Survey [5-23 Nov 2003]	Conventional Survey [Dec 11 2003]	Conventional Survey [Dec 11 2003]	Type of Livestock
	Somali Pastoral Areas		Afar Pastoral Areas	

በኢትዮጵያ** በዋናው መኸር የሰብል ምርት ዘመን በግብርና ሥራ የተሰማሩ ጠቅላላ ባለይዘታ ብዛት፣ በሰብል የተያዘ መሬት ጠቅላላ ስፋት፣ የአንድ ባለይዘታ በሰብል የተያዘ መሬት ስፋትና ሥርጭት በይዘታ ስፋት መጠን 1996 ዓ.ም

DISTRIBUTION OF TOTAL NUMBER OF HOLDERS, TOTAL CROP AREA AND CROP AREA PER HOLDER BY SIZE OF HOLDING, MAIN SEASON 2003/2004 ETHIOPIA*

ሠንጠረዥ መ.8

TABLE D.8

የባለይዘታ ብዛትና የመሬት ስፋት መጠን	የይዘታ መጠን (በሄክታር)								ጠቅላላ	
	ከ0.10 በታች	0.10- 0.50	0.51-1.00	1.01-2.00	2.01-5.00	5.01-10.00	ከ10.01 በላይ	ጠቅላላ		
በግብርና ሥራ የተሰማሩ የባለይዘታ ብዛት	504,984	2,629,159	2,633,549	2,851,363	1,550,202	101,545	5,519	10,276,320	NUMBER OF AGRICULTURAL HOLDERS	
የባለይዘታ ብዛት ኩምሌቲቭ መቶኛ	4.91	30.50	56.13	83.87	98.96	99.95	100.00	100.00	CUMM PERCENT OF HOLDERS	
በሰብል የተያዘ ማህ ጠቅላላ ስፋት	24,289	664,710	1,625,337	3,373,182	3,518,860	411,473	36,309	9,654,159	TOTAL CROP AREA (HECTARES)	
የመሬት ስፋት ኩምሌቲቭ መቶኛ	0.25	7.14	23.97	58.91	95.36	99.62	100.00	100.00	CUMM PERCENT OF TOTAL CROP AREA	
አማካይ የአንድ ባለይዘታ የማህ ስፋት (በሄክታር)	0.04	0.25	0.61	1.18	2.27	4.05	6.58	0.92	AVERAGE CROP AREA PER HOLDER (HEC)	
	UNDER 0.10	0.10- 0.50	0.51-1.00	1.01-2.00	2.01-5.00	5.01-10.00	10.01+	TOTAL	NUMBER OF HOLDERS AND AREA	
	SIZE OF HOLDING(HECTARES)									

** የአርብቶአደር አካባቢዎችን አይጨምርም:

** EXCLUDING NOMADIC AREAS

በኢትዮጵያ** በዋናው መኸር የሰብል ምርት ዘመን በግብርና ሥራ የተሰማሩ ጠቅላላ ባለይዘታ ብዛት፣ በሰብል የተያዘ መሬት ጠቅላላ ስፋት፣ የአንድ ባለይዘታ በሰብል የተያዘ መሬት ስፋትና ሥርጭት በይዘታ ስፋት መጠን 1997 ዓ.ም

DISTRIBUTION OF TOTAL NUMBER OF HOLDERS, TOTAL CROP AREA AND CROP AREA PER HOLDER BY SIZE OF HOLDING, MAIN SEASON 2004/2005 ETHIOPIA*

ሠንጠረዥ መ.9

TABLE D.9

የባለይዘታ ብዛትና የመሬት ስፋት መጠን	የይዘታ መጠን (በካንታር)								
	ከ0.10 በታች	0.10- 0.50	0.51-1.00	1.01-2.00	2.01-5.00	5.01-10.00	ከ10.01 በላይ	ጠቅላላ	
በግብርና ሥራ የተሰማሩ የባለይዘታ ብዛት	750,938	2,791,556	2,778,223	3,010,770	1,836,183	156,308	11,966	11,335,945	NUMBER OF AGRICULTURAL HOLDERS
የባለይዘታ ብዛት ኩምሌቲቭ መቶኛ	6.62	31.25	55.76	82.32	98.52	100.00	100.00	100.00	CUMM PERCENT OF HOLDERS
በሰብል የተያዘ ማህ ጠቅላላ ስፋት	23,679	683,346	1,708,627	3,588,243	4,158,135	650,841	75,083	10,887,953	TOTAL CROP AREA (HECTARES)
የመሬት ስፋት ኩምሌቲቭ መቶኛ	0.22	6.49	22.19	55.14	93.33	100.00	100.00	100.00	CUMM PERCENT OF TOTAL CROP AREA
አማካይ የአንድ ባለይዘታ የማህ ስፋት (በካንታር)	0.05	0.30	0.74	1.43	2.86	6.39	13.11	1.20	AVERAGE CROP AREA PER HOLDER (HEC)
	UNDER 0.10	0.10- 0.50	0.51-1.00	1.01-2.00	2.01-5.00	5.01-10.00	10.01+	TOTAL	NUMBER OF HOLDERS AND AREA
	SIZE OF HOLDING(HECTARES)								

** የአርብቶአደር አካባቢዎችን አይጨምርም:

** EXCLUDING NOMADIC AREAS

በኢትዮጵያ **በዋናው የመኸር ወቅት በግብርና ሥራ የተሰማሩ ቤተሰቦች፣ ባለይዘታዎች፣ የቤተሰብ አባላት ብዛትና ሥርጭት አማካኝ የአንድ ቤተሰብ የአባላት ብዛት በይዘታ መጠን 1996 ዓ.ም.

DISTRIBUTION OF TOTAL NUMBER OF AGRICULTURAL HOUSEHOLDS , HOLDERS ,TOTAL MEMBERS AND AVERAGE HOUSEHOLD SIZE BY SIZE OF HOLDING, MAIN SEASON 2003/2004 ETHIOPIA**

ሠንጠረዥ መ. 10

TABLE D.10

ቤተሰብና የቤተሰብ አባላት	የይዘታ መጠን (በካንታር)							ከ10.01 በላይ	ጠቅላላ	
	ከ0.10 በታች	0.10-50	0.51-1.00	1.01-2.00	2.01-5.00	5.01-10.00	10.01+			
በግብርና ሥራ የተሰማሩ										
የቤተሰብ ብዛት	711,899	2,562,517	2,586,477	2,845,216	1,576,509	116,326	7,040	10,405,986	NUMBER OF HOUSEHOLDS	
የቤተሰብ ብዛት ከምሌቲቭ መቶኛ	6.84	31.47	56.33	83.67	98.82	99.94	100.00	100.00	CUMM % OF HOUSEHOLDS	
የባለይዘታ ብዛት	556,662	2,710,534	2,654,469	2,859,283	1,551,265	101,605	5,519	10,439,338	NUMBER OF HOLDERS	
የባለይዘታ ብዛት ከምሌቲቭ መቶኛ	5.33	31.29	56.72	84.11	98.97	99.94	100.00	100.00	CUMM % OF HOLDERS	
የቤተሰብ አባላት ብዛት	2,446,973	11,253,319	12,985,063	15,834,680	10,122,829	904,265	58,565	53,605,695	NUMBER OF MEMBERS	
የቤተሰብ አባላት ከምሌቲቭ መቶኛ	4.56	25.55	49.77	79.31	98.19	99.88	100.00	100.00	CUMM % OF TOTAL MEMBERS.	
አማካኝ የአንድ ቤተሰብ አባላት ብዛት	3.44	4.39	5.02	5.57	6.42	7.77	8.32	5.15	AVERAGE HOUSEHOLD SIZE	
	UNDER 0.10	0.10-50	0.51-1.00	1.01-2.00	2.01-5.00	5.01-10.00	10.01+	TOTAL		
	SIZE OF HOLDING (HECTARES)							HOUSEHOLDS & MEMBERS		

የአርብቶአደር አካባቢዎችን አይጨምርም።
** EXCLUDING NOMADIC AREAS.

በኢትዮጵያ **በዋናው የመኸር ወቅት በግብርና ሥራ የተሰማሩ ቤተሰቦች፣ ባለይዘታዎች፣ የቤተሰብ አባላት ብዛትና ሥርጭት አማካኝ የአንድ ቤተሰብ የአባላት ብዛት በይዘታ መጠን 1997 ዓ.ም.

DISTRIBUTION OF TOTAL NUMBER OF AGRICULTURAL HOUSEHOLDS , HOLDERS ,TOTAL MEMBERS AND AVERAGE HOUSEHOLD SIZE BY SIZE OF HOLDING, MAIN SEASON 2004/2005 ETHIOPIA**

ሠንጠረዥ መ. 11

TABLE D.11

ቤተሰብና የቤተሰብ አባላት	የይዘታ መጠን (በካንታር)							ከ10.01 በላይ	ጠቅላላ	
	ከ0.10 በታች	0.10-50	0.51-1.00	1.01-2.00	2.01-5.00	5.01-10.00	10.01+			
በግብርና ሥራ የተሰማሩ										
የቤተሰብ ብዛት	674,137	2,562,185	2,674,840	2,966,287	1,851,865	173,481	12,569	10,915,363	NUMBER OF HOUSEHOLDS	
የቤተሰብ ብዛት ከምሌቲቭ መቶኛ	6.18	29.65	54.15	81.33	98.30	99.88	100.00	100.00	CUMM % OF HOUSEHOLDS	
የባለይዘታ ብዛት	750,938	2,791,556	2,778,223	3,010,770	1,836,183	156,308	11,966	11,335,945	NUMBER OF HOLDERS	
የባለይዘታ ብዛት ከምሌቲቭ መቶኛ	6.62	31.25	55.76	82.32	98.52	99.89	100.00	100.00	CUMM % OF HOLDERS	
	UNDER 0.10	0.10-50	0.51-1.00	1.01-2.00	2.01-5.00	5.01-10.00	10.01+	TOTAL		
	SIZE OF HOLDING (HECTARES)							HOUSEHOLDS & MEMBERS		

የአርብቶአደር አካባቢዎችን አይጨምርም።
** EXCLUDING NOMADIC AREAS.

በኢትዮጵያ **በዋናው መኸር ወቅት በግብርና የተሰማሩ ቤተሰቦች ጠቅላላ ብዛት በይዘታ መጠንና በቤተሰብ አባላት ብዛት 1996 ዓ.ም.

TOTAL NUMBER OF AGRICULTURAL HOUSEHOLDS BY SIZE OF HOLDING AND SIZE OF HOUSEHOLD
2003/2004 ETHIOPIA**

ሠንጠረዥ መ.12

TABLE D.12

የይዘታ መጠን በኬክታር	የቤተሰብ ብዛት												
	አንድ የቤተሰብ አባል	መቶኛ	ከ2-3 የቤተሰብ አባላት	መቶኛ	ከ4-5 የቤተሰብ አባላት	መቶኛ	ከ6-9 የቤተሰብ አባላት	መቶኛ	10ና ከዚያ በላይ	መቶኛ	ጠቅላላ	መቶኛ	
ከ0.10 በታች	95,085	31.07	333,128	14.02	184,881	5.23	92,280	2.46	6,525	1.51	711,899	6.84	UNDER 0.10
ከ0.10 - 0.50	130,759	42.72	829,142	34.90	931,943	26.35	624,334	16.62	46,339	10.75	2,562,517	24.63	0.10 - 0.50
ከ0.51 - 1.00	52,388	17.12	603,036	25.39	978,357	27.66	876,944	23.34	75,752	17.57	2,586,477	24.86	0.51 - 1.00
ከ1.01 - 2.00	21,634	7.07	467,765	19.69	1,005,154	28.42	1,225,647	32.62	125,015	29.00	2,845,216	27.34	1.01 - 2.00
ከ2.01 - 5.00	5,987	1.96	138,408	5.83	417,886	11.82	868,784	23.13	145,446	33.74	1,576,509	15.15	2.01 - 5.00
ከ5.01 - 10.00	*	*	3,537	0.15	16,648	0.47	66,937	1.78	29,002	6.73	116,326	1.12	5.01 - 10.00
10.01 እና በላይ	-	-	*	*	1,634	0.05	1,896	0.05	3,050	0.71	7,040	0.07	10.01 AND OVER
ጠቅላላ	306,056	100.00	2,375,475	100.00	3,536,502	100.00	3,756,822	100.00	431,129	100.00	10,405,986	100.00	TOTAL
	ONE MEMBER	PERCENT	2-3 MEMBER	PERCENT	4-5 MEMBER	PERCENT	6-9 MEMBER	PERCENT	10 AND ABOVE	PERCENT	ALL HOUSE HOLDS	PERCENT	SIZE OF HOLDING (IN HECTARES)
	SIZE OF HOUSE HOLD												

* These estimates could not be reported in this table because of high coefficient of variation (i.e less reliable).However they are consolidated in the total estimate.

** የአርብቶአዲር አካባቢዎችን አይጨምርም

** EXCLUDING NOMADIC AREAS.

በኢትዮጵያ **በዋናው መኸር ወቅት በግብርና የተሰማሩ ቤተሰቦች ጠቅላላ ብዛት በይዘታ መጠንና በቤተሰብ አባላት ብዛት 1997 ዓ.ም.

TOTAL NUMBER OF AGRICULTURAL HOUSEHOLDS BY SIZE OF HOLDING AND SIZE OF HOUSEHOLD
2004/2005 ETHIOPIA**

ሠንጠረዥ መ.13

TABLE D.13

የይዘታ መጠን በኬንታር	የቤተሰብ ብዛት												
	አንድ የቤተሰብ አባል	መቶኛ	ከ2-3 የቤተሰብ አባላት	መቶኛ	ከ4-5 የቤተሰብ አባላት	መቶኛ	ከ6-9 የቤተሰብ አባላት	መቶኛ	10ና ከዚያ በላይ	መቶኛ	ጠቅላላ	መቶኛ	
ከ0.10 በታች	93,579	31.95	322,093	12.72	171,980	4.70	80,601	2.02	5,885	1.35	674,137	6.18	UNDER 0.10
ከ0.10 - 0.50	110,136	37.61	877,105	34.64	934,565	25.52	598,372	14.99	42,007	9.63	2,562,185	23.47	0.10 - 0.50
ከ0.51 - 1.00	56,838	19.41	633,616	25.03	999,940	27.31	920,189	23.05	64,256	14.73	2,674,840	24.51	0.51 - 1.00
ከ1.01 - 2.00	25,407	8.68	522,345	20.63	1,025,456	28.00	1,270,961	31.83	122,118	28.00	2,966,287	27.18	1.01 - 2.00
ከ2.01 - 5.00	6,359	2.17	169,963	6.71	508,119	13.88	1,015,231	25.43	152,193	34.90	1,851,865	16.97	2.01 - 5.00
ከ5.01 - 10.00	*		6,755	0.27	21,080	0.58	100,585	2.52	44,527	10.21	173,481	1.59	5.01 - 10.00
10.01 እና በላይ	-		*		*		6,689	0.17	5,116	1.17	12,569	0.12	10.01 AND OVER
ጠቅላላ	292,853	100	2,531,880	100	3,661,901	100	3,992,628	100	436,102	100	10,915,363	100	TOTAL
	ONE MEMBER	PERCENT	2-3 MEMBER	PERCENT	4-5 MEMBER	PERCENT	6-9 MEMBER	PERCENT	10 AND ABOVE	PERCENT	ALL HOUSE HOLDS	PERCENT	SIZE OF HOLDING (IN HECTARES)
	SIZE OF HOUSE HOLD												

* These estimates could not be reported in this table because of high coefficient of variation (i.e less reliable).However they are consolidated in the total estimate.

** የአርብቶአደር አካባቢዎችን አይጨምርም
** EXCLUDING NOMADIC AREAS.

በኢትዮጵያ** በዋናው መኸር ወቅት በግብርና ሥራ የተሰማሩ ባለይዞታዎች ብዛት
 በዕድሜና በተሰማሩበት የግብርና ሥራ ዓይነት 1996 ዓ.ም.
 NUMBER OF HOLDERS BY AGE OF HOLDER AND TYPE OF HOLDING 2003/04 ETHIOPIA**

ሠንጠረዥ መ.14

TABLE D.14

የባለይዞታው ዕድሜ በዓመት	ሰብል ብቻ	በመቶኛ	ከብት እርባታ ብቻ	በመቶኛ	ሰብል ማምረትና ከብት እርባታ	በመቶኛ	ጠቅላላ የባለይዞታዎች ብዛት	በመቶኛ	
ከ18 በታች	47,051	24.0	80,329	41.0	68,581	35.0	195,961	100.0	UNDER 18
ከ18 - 20	97,615	26.1	49,935	13.3	226,873	60.6	374,422	100.0	18 - 20
ከ21 - 24	123,785	18.7	55,191	8.3	482,201	72.9	661,177	100.0	21 - 24
ከ25 - 29	250,148	15.8	64,533	4.1	1,266,219	80.1	1,580,899	100.0	25 -29
ከ30 - 39	314,422	11.6	69,059	2.5	2,330,218	85.9	2,713,699	100.0	30 - 39
ከ40 - 49	206,103	9.7	38,825	1.8	1,872,656	88.4	2,117,584	100.0	40 - 49
ከ50 - 59	165,399	11.2	29,244	2.0	1,283,793	86.8	1,478,436	100.0	50 - 59
60 እና ከዚያ በላይ	258,747	13.8	57,247	3.1	1,556,743	83.1	1,872,737	100.0	60 & ABOVE
ጠቅላላ	1,463,270	13.31	444,362	4.04	9,087,284	82.65	10,994,917	100.0	TOTAL
	WITH CROP ONLY	PERCENT	WITH LIVESTOCK ONLY	PERCENT	WITH CROP AND LIVESTOCK	PERCENT	TOTAL NUMBER OF HOLDERS	PERCENT	AGE OF HOLDERS IN YEARS

በኢትዮጵያ** በዋናው መኸር ወቅት በግብርና ሥራ የተሰማሩ ባለይዞታዎች ብዛት
 በዕድሜና በተሰማሩበት የግብርና ሥራ ዓይነት 1997 ዓ.ም.
 NUMBER OF HOLDERS BY AGE OF HOLDER AND TYPE OF HOLDING 2004/05 ETHIOPIA**

ሠንጠረዥ መ.15

TABLE D.15

የባለይዞታው ዕድሜ በዓመት	ሰብል ብቻ	በመቶኛ	ከብት እርባታ ብቻ	በመቶኛ	ሰብል ማምረትና ከብት እርባታ	በመቶኛ	ጠቅላላ የባለይዞታዎች ብዛት	በመቶኛ	
ከ18 በታች	57,814	27.7	75,309	36.1	75,505	36.2	208,628	100.0	UNDER 18
ከ18 - 20	96,693	26.1	51,874	14.0	221,754	59.9	370,320	100.0	18 - 20
ከ21 - 24	114,925	17.7	48,782	7.5	486,671	74.8	650,377	100.0	21 - 24
ከ25 - 29	215,358	14.0	57,164	3.7	1,266,360	82.3	1,538,883	100.0	25 -29
ከ30 - 39	279,754	9.6	78,494	2.7	2,567,541	87.8	2,925,789	100.0	30 - 39
ከ40 - 49	183,144	8.2	55,147	2.5	2,000,632	89.4	2,238,923	100.0	40 - 49
ከ50 - 59	148,849	9.3	35,816	2.2	1,422,994	88.5	1,607,660	100.0	50 - 59
60 እና ከዚያ በላይ	238,377	11.9	72,583	3.6	1,693,246	84.5	2,004,206	100.0	60 & ABOVE
ጠቅላላ	1,334,915		475,168	4.1	9,734,702	84.3	11,544,785	10.0	TOTAL
	WITH CROP ONLY	PERCENT	WITH LIVESTOCK ONLY	PERCENT	WITH CROP AND LIVESTOCK	PERCENT	TOTAL NUMBER OF HOLDERS	PERCENT	AGE OF HOLDERS IN YEARS

በኢትዮጵያ** በዋናው መኸር ወቅት በግብርና ሥራ የተሰማሩ ባለይዘታዎች ብዛት
በዓታና በተሰማሩበት የግብርና ሥራ ዓይነት 1996 ዓ.ም.

NUMBER OF HOLDERS BY SEX OF HOLDER AND TYPE OF HOLDING,2003/2004 ETHIOPIA**

ሠንጠረዥ መ.16

TABLE D.16

የባለይዘታው ዓይነት	ሰብል ብቻ	በመቶኛ	ከብት እርባታ ብቻ	በመቶኛ	ሰብል ማምረትና ከብት እርባታ	በመቶኛ	ጠቅላላ የባለይዘታዎች ብዛት	በመቶኛ	
ወንድ	1,059,570	11.9	247,336	2.8	7,568,946	85.3	8,875,852	100.0	MALE
ሴት	403,700	19.1	197,026	9.3	1,518,338	71.7	2,119,065	100.0	FEMALE
ጠቅላላ	1,463,270	13.3	444,362	4.0	9,087,284	82.6	10,994,917	100.0	TOTAL
	WITH CROP ONLY	PERCENT	WITH LIVESTOCK ONLY	PERCENT	WITH CROP AND LIVESTOCK	PERCENT	TOTAL NUMBER OF HOLDERS	PERCENT	SEX OF HOLDER

** የአርብቶአደር አካባቢዎችን አይጨምርም::

** EXCLUDING NOMADIC AREAS.

በኢትዮጵያ** በዋናው መኸር ወቅት በግብርና ሥራ የተሰማሩ ባለይዘታዎች ብዛት
በዓታና በተሰማሩበት የግብርና ሥራ ዓይነት 1997 ዓ.ም.

NUMBER OF HOLDERS BY SEX OF HOLDER AND TYPE OF HOLDING,2004/2005 ETHIOPIA**

ሠንጠረዥ መ.17

TABLE D.17

የባለይዘታው ዓይነት	ሰብል ብቻ	በመቶኛ	ከብት እርባታ ብቻ	በመቶኛ	ሰብል ማምረትና ከብት እርባታ	በመቶኛ	ጠቅላላ የባለይዘታዎች ብዛት	በመቶኛ	
ወንድ	949,878	10.3	253,521	2.8	8,008,411	86.9	9,211,810	100.0	MALE
ሴት	385,036	16.5	221,647	9.5	1,726,291	74.0	2,332,975	100.0	FEMALE
ጠቅላላ	1,334,914	11.6	475,168	4.1	9,734,702	84.3	11,544,785	100.0	TOTAL
	WITH CROP ONLY	PERCENT	WITH LIVESTOCK ONLY	PERCENT	WITH CROP AND LIVESTOCK	PERCENT	TOTAL NUMBER OF HOLDERS	PERCENT	SEX OF HOLDER

** የአርብቶአደር አካባቢዎችን አይጨምርም::

** EXCLUDING NOMADIC AREAS.

በኢትዮጵያ **በዋናው መኸር ወቅት በሰብል የተያዘ የመሬት ስፋትና ሥርጭት
 በመቶኛ፣ በሰብል ዓይነትና በይዘታ መጠን 1996 ዓ.ም

ESTIMATES AND PERCENTAGES OF TOTAL CROP AREA BY CROP TYPE AND SIZE OF HOLDING 2003/2004 ETHIOPIA**

ሠንጠረዥ መ.18

TABLE D.18

የሰብል ዓይነት	የይዘታ መጠን (በሄክታር)								ጠቅላላ	
	ከ0.10 በታች	ከ0.10 - 0.50	ከ0.51 - 1.00	ከ1.01 - 2.00	ከ2.01 - 5.00	ከ5.01 -10.00	ከ10.00 በላይ	ጠቅላላ		
ጊዜያዊ ሰብሎች በሄክታር	16,768	520,166	1,435,179	3,162,358	3,403,687	402,026	34,886	8,975,069	TEMPORARY CROPS (IN HECTARES)	
በመቶኛ	0.19	5.80	15.99	35.23	37.92	4.48	0.39	100.00	PERCENT	
ቋሚ ሰብሎች በሄክታር	7,521	144,544	190,159	210,823	115,173	9,448	*	679,091	PERMANENT CROPS (IN HECTARES)	
በመቶኛ	1.11	21.28	28.00	31.04	16.96	1.39	*	100.00	PERCENT	
ጠቅላላ በሰብል የተያዘ ማሣ ስፋት በሄክታር	24,289	664,710	1,625,337	3,373,182	3,518,860	411,473	36,309	9,654,159	TOTAL CROP LAND (IN HECTARES)	
በመቶኛ	0.25	6.89	16.84	34.94	36.45	4.26	0.38	100.00	PERCENT	
	UNDER 0.10	0.10-0.50	0.51-1.00	1.01-2.00	2.01-5.00	5.01-10.00	10.00+	TOTAL	CROP TYPE	
	SIZE OF HOLDING(HECTARES)									

* These estimates could not be reported in this table because of high coefficient of variation (i.e less reliable). However they are consolidated in the total estimates.

** የአርብቶአደር አካባቢዎችን አይጨምርም።

** EXCLUDING NOMADIC AREAS.

በኢትዮጵያ **በዋናው መኸር ወቅት በሰብል የተያዘ የመሬት ስፋትና ሥርጭት
 በመቶኛ፣ በሰብል ዓይነትና በይዘታ መጠን 1997 ዓ.ም

ESTIMATES AND PERCENTAGES OF TOTAL CROP AREA BY CROP TYPE AND SIZE OF HOLDING 2004/2005 ETHIOPIA**

ሠንጠረዥ መ.19

TABLE D.19

የሰብል ዓይነት	የይዘታ መጠን (በሄክታር)								ጠቅላላ	
	ከ0.10 በታች	ከ0.10 - 0.50	ከ0.51 - 1.00	ከ1.01 - 2.00	ከ2.01 - 5.00	ከ5.01 -10.00	ከ10.00 በላይ			
ጊዜያዊ ሰብሎች በሄክታር	16,972	532,600	1,502,163	3,362,418	4,025,327	637,210	74,247	10,150,937	TEMPORARY CROPS (IN HECTARES)	
በመቶኛ	0.17	5.25	14.80	33.12	39.65	6.28	0.73	100.00	PERCENT	
ቋሚ ሰብሎች በሄክታር	6,707	150,746	206,463	225,825	132,808	13,631	*	737,017	PERMANENT CROPS (IN HECTARES)	
በመቶኛ	0.91	20.45	28.01	30.64	18.02	1.85	*	100.00	PERCENT	
ጠቅላላ በሰብል የተያዘ ማሣ ስፋት በሄክታር	23,679	683,346	1,708,627	3,588,243	4,158,135	650,841	75,083	10,887,953	TOTAL CROP LAND (IN HECTARES)	
በመቶኛ	0.22	6.28	15.69	32.96	38.19	5.98	0.69	100.00	PERCENT	
	UNDER 0.10	0.10-0.50	0.51-1.00	1.01-2.00	2.01-5.00	5.01-10.00	10.00+	TOTAL	CROP TYPE	
	SIZE OF HOLDING(HECTARES)									

* These estimates could not be reported in this table because of high coefficient of variation (i.e less reliable). However they are consolidated in the total estimates.

** አርብ-ቶክሮ አካባቢዎችን አይጨምርም::

** EXCLUDING NOMADIC AREAS.

በ ኢትዮጵያ በዋናው መኸር ወቅት በግብርና ሥራ የተሰማሩ ጠቅላላ ባለይዞታዎች ብዛት በሰብል የተያዘ መሬት ስፋት ግምትና አማካይ በአንድ ባለይዞታ በሰብል የተያዘ መሬት መጠን 1996 ዓ.ም.

NUMBER OF HOLDERS, TOTAL CROP AREA AND AVERAGE AREA PER HOLDER
BY CROP TYPE AND SIZE OF HOLDING 2003/2004 ETHIOPIA**

ሠንጠረዥ መ.20

TABLE D.20

የሰብል ዓይነት	የይዞታ መጠን (በሄክታር)								ጠቅላላ	
	ከ0.10 በታች	ከ0.10 - 0.50	ከ0.51 - 1.00	ከ1.01 - 2.00	ከ2.01 - 5.00	ከ5.01 -10.00	ከ10.00 በላይ			
ጊዜያዊ ሰብል										TEMPORARY
የባለይዞታ ብዛት	504,984	2,629,159	2,633,549	2,851,363	1,550,202	101,545	5,519	10,276,320	NUMBER OF HOLDERS	
የባለይዞታ ብዛት በመቶኛ	4.91	25.58	25.63	27.75	15.09	0.99	0.05	100.00	PERCENTAGE OF HOLDERS	
በሰብል የተያዘ ማሳ ስፋት (በሄክታር)	16,768	520,166	1,435,179	3,162,358	3,403,687	402,026	34,886	8,975,069	TOTAL CROP AREA IN HECTARES	
በሰብል የተያዘ ማሳ ስፋት በመቶኛ	0.19	5.80	15.99	35.23	37.92	4.48	0.39	100.00	PERCENTAGE OF AREA	
አማካይ የባለይዞታ ይዞታ (በሄክታር)	0.03	0.20	0.54	1.11	2.20	3.96	6.32	0.87	AVERAGE AREA PER HOLDER (HEC)	
ቋሚ ሰብል										PERMANENT
የባለይዞታ ብዛት	294,896	1,757,185	1,571,483	1,567,713	795,712	41,898	2,337	6,031,223	NUMBER OF HOLDERS	
የባለይዞታ ብዛት በመቶኛ	4.89	29.13	26.06	25.99	13.19	0.69	0.04	100.00	PERCENTAGE OF HOLDERS	
በሰብል የተያዘ ማሳ ስፋት (በሄክታር)	7,521	144,544	190,159	210,823	115,173	9,448	*	679,091	TOTAL CROP AREA IN HECTARES	
በሰብል የተያዘ ማሳ ስፋት በመቶኛ	1.11	21.28	28.00	31.04	16.96	1.39	*	100.00	PERCENTAGE OF AREA	
አማካይ የባለይዞታ ይዞታ (በሄክታር)	0.03	0.08	0.12	0.13	0.14	0.23	*	0.11	AVERAGE AREA PER HOLDER (HEC)	
ጠቅላላ										TOTAL
በሰብል የተያዘ ማሳ ስፋት (በሄክታር)	24,289	664,710	1,625,337	3,373,182	3,518,860	411,473	36,309	9,654,159	CROP AREA IN HECTARES	
በሰብል የተያዘ ማሳ ስፋት በመቶኛ	0.25	6.89	16.84	34.94	36.45	4.26	0.38	100.00	PERCENTAGE OF AREA	
	UNDER 0.10	0.10-0.50	0.51-1.00	1.01-2.00	2.01-5.00	5.01-10.00	10.00+	TOTAL		
	SIZE OF HOLDING('000 HECTARES)									CROP TYPE

* These estimates could not be reported in this table because of high coefficient of variation (i.e less reliable). However they are consolidated in the total estimates.

** አርብቶአደር አካባቢዎችን አይጨምርም::

** EXCLUDING NOMADIC AREAS.

በኢትዮጵያ በዋናው መኸር ወቅት በግብርና ሥራ የተሰማሩ ጠቅላላ ባለይዞታዎች ብዛት በሰብል የተያዘ መሬት ስፋት ግምትና አማካይ በአንድ ባለይዞታ በሰብል የተያዘ መሬት መጠን 1997 ዓ.ም.

NUMBER OF HOLDERS, TOTAL CROP AREA AND AVERAGE AREA PER HOLDER
BY CROP TYPE AND SIZE OF HOLDING 2004/2005 ETHIOPIA**

ሠንጠረዥ መ.21

TABLE D.21

የሰብል ዓይነት	የይዞታ መጠን (በሄክታር)								ጠቅላላ	
	ከ0.10 በታች	ከ0.10 - 0.50	ከ0.51 - 1.00	ከ1.01 - 2.00	ከ2.01 - 5.00	ከ5.01 -10.00	ከ10.00 በላይ	ጠቅላላ		
ጊዜያዊ ሰብል										TEMPORARY
የባለይዞታ ብዛት	481,434	2,658,180	2,731,253	2,976,398	1,821,899	155,260	11,866	10,836,289	NUMBER OF HOLDERS	
የባለይዞታ ብዛት በመቶኛ	4.44	24.53	25.20	27.47	16.81	1.43	0.11	100.00	PERCENTAGE OF HOLDERS	
በሰብል የተያዘ ማሳ ስፋት (በሄክታር)	16,972	532,600	1,502,163	3,362,418	4,025,327	637,210	74,247	10,150,937	TOTAL CROP AREA IN HECTARES	
በሰብል የተያዘ ማሳ ስፋት በመቶኛ	0.17	5.25	14.80	33.12	39.65	6.28	0.73	100.00	PERCENTAGE OF AREA	
አማካይ የባለይዞታ ይዞታ (በሄክታር)	0.04	0.20	0.55	1.13	2.21	4.10	6.26	0.94	AVERAGE AREA PER HOLDER (HEC)	
ቋሚ ሰብል										PERMANENT
የባለይዞታ ብዛት	271,860	1,757,989	1,666,065	1,665,088	926,340	63,508	4,359	6,355,211	NUMBER OF HOLDERS	
የባለይዞታ ብዛት በመቶኛ	4.28	27.66	26.22	26.20	14.58	1.00	0.07	100.00	PERCENTAGE OF HOLDERS	
በሰብል የተያዘ ማሳ ስፋት (በሄክታር)	6,707	150,746	206,463	225,825	132,808	13,631	*	737,017	TOTAL CROP AREA IN HECTARES	
በሰብል የተያዘ ማሳ ስፋት በመቶኛ	0.91	20.45	28.01	30.64	18.02	1.85	*	100.00	PERCENTAGE OF AREA	
አማካይ የባለይዞታ ይዞታ (በሄክታር)	0.02	0.09	0.12	0.14	0.14	0.21	*	0.12	AVERAGE AREA PER HOLDER (HEC)	
ጠቅላላ										TOTAL
በሰብል የተያዘ ማሳ ስፋት (በሄክታር)	23,679	683,346	1,708,627	3,588,243	4,158,135	650,841	75,083	10,887,953	CROP AREA IN HECTARES	
በሰብል የተያዘ ማሳ ስፋት በመቶኛ	0.22	6.28	15.69	32.96	38.19	5.98	0.69	100.00	PERCENTAGE OF AREA	
	UNDER 0.10	0.10-0.50	0.51-1.00	1.01-2.00	2.01-5.00	5.01-10.00	10.00+	TOTAL		
	SIZE OF HOLDING('000 HECTARES)									CROP TYPE

* These estimates could not be reported in this table because of high coefficient of variation (i.e less reliable). However they are consolidated in the total estimates.

** አርብቶአደር አካባቢዎችን አይጨምርም::

** EXCLUDING NOMADIC AREAS.

በኢትዮጵያ ** በዋናው የመኸር ወቅት በጊዜያዊ ሰብሎች የተያዘ የመሬት ስፋት ግምት በይዘታ መጠን 1996 ዓ.ም.
ESTIMATES OF AREA UNDER TEMPORARY CROPS BY SIZE OF HOLDING 2003/2004 ETHIOPIA**.

ሠንጠረዥ መ.22

ስፋት በካክታር

AREA IN HECTARES

TABLE D.1

የሰብል ዓይነት	የይዘታ መጠን (በካክታር)								ጠቅላላ
	ከ0.10 በታች	ከ0.10-0.50	ከ0.51-1.00	ከ1.01-2.00	ከ2.01-5.00	ከ5.01-10.00	ከ10.01 በላይ	ጠቅላላ	
የብርና የአገዳ አህሎች	11,135	397,651	1,139,386	2,490,185	2,623,346	309,281	27,994	6,998,977	CEREALS
ጤፍ	920	81,450	267,811	710,663	826,738	92,795	8,691	1,989,068	TEFF
ገብስ	1,122	49,299	145,347	322,616	348,025	48,743	*	920,127	BARLEY
ስንዴ	988	53,051	168,405	371,556	427,306	69,504	*	1,098,907	WHEAT
በቆሎ	6,879	122,547	266,666	492,250	434,901	41,876	1,997	1,367,115	MAIZE
ማሽላ	1,101	82,435	251,996	468,123	435,882	40,846	*	1,283,654	SORGHUM
ዳጉሳ	112	7,080	35,263	113,352	136,320	11,746	*	304,758	FINGER MILLET
አጃ	*	1,651	3,296	8,509	12,757	3,745	*	30,048	OATS
ሩዝ	*	*	603	*	1,417	*	-	*	RICE
ጥራጥሬዎች	1,791	61,851	169,074	392,857	428,738	41,843	3,381	1,099,535	PULSES
ባቄላ	789	24,273	66,246	143,133	133,229	13,293	1,025	381,988	FABA BEANS
አተር	152	10,452	31,857	80,590	80,053	7,947	*	211,564	FIELD PEAS
ቦሎቄ	597	18,499	37,472	61,865	59,398	5,364	*	183,752	HARICOT BEANS
ሽንብራ	*	2,736	13,054	46,336	83,047	8,362	*	154,281	CHICK PEAS
ምሥር	96	2,380	9,582	21,764	16,239	1,918	*	52,062	LENTILS
ጓያ	*	1,633	7,128	27,117	42,286	4,158	*	82,713	GRASS PEA
አኩሪ አተር	*	52	103	516	353	*	-	1,027	SOYA BEANS
አብሽ	104	1,674	2,508	6,405	5,821	504	*	17,133	FENUGREEK
ግብጦ	*	151	1,125	5,131	8,313	*	-	15,016	GIBTO
የቅባት አህሎች	518	13,859	53,704	182,997	275,901	40,806	2,998	570,783	OIL SEEDS
ኑግ	*	4,090	23,004	90,859	143,380	18,857	*	281,718	NEUG
ተልባ	50	3,535	13,019	44,259	69,406	12,054	*	142,899	LINSEED
ለውዝ	60	2,075	5,081	6,090	6,358	*	-	20,217	GROUND NUT
ሱፍ	*	236	779	2,612	4,511	254	*	8,401	SUFFLOWER
ሰሊጥ	54	2,101	9,531	30,390	40,753	7,733	*	91,527	SESAME
ጎመንዘር	275	1,822	2,290	8,787	11,492	1,356	-	26,021	RAPE SEED
ጠቅላላ ጊዜያዊ ሰብሎች	13,444	473,361	1,362,164	3,066,039	3,327,985	391,930	34,373	8,669,295	ALL TEMPORARY CROP
	UNDER 0.10	0.10-0.50	0.51-1.00	1.01-2.00	2.01-5.00	5.01-10.00	10.01+	TOTAL	
	SIZE OF HOLDING (HECTARES)								

* These estimates could not be reported in this table because of high coefficient of variation(i.e less reliable).However they are consolidated in the total estimates.
. Totals may not be equal with totals Table D.1.1 due to rounding errors

** የአርብቶ አደር አካባቢዎችን አይጨምርም
**EXCLUDING NOMADIC AREAS.
- መረጃ አልተገኘም
- Data not available

በኢትዮጵያ ** በዋናው የመኸር ወቅት በጊዜያዊ ሰብሎች የተያዘ የመሬት ስፋት ግምት በይዘታ መጠን 1997 ዓ.ም.
ESTIMATES OF AREA UNDER TEMPORARY CROPS BY SIZE OF HOLDING 2004/2005 ETHIOPIA**.

ሠንጠረዥ መ.23

ስፋት በሄክታር

AREA IN HECTARES

TABLE D.1

የሰብላ ዓይነት	የይዘታ መጠን (በሄክታር)							ጠቅላላ	
	ከ0.10 በታች	ከ0.10-0.50	ከ0.51-1.00	ከ1.01-2.00	ከ2.01-5.00	ከ5.01-10.00	ከ10.01 በላይ		
የብርና የአገዳ አህሎች	11,242	394,258	1,141,768	2,577,514	2,989,226	471,784	51,734	7,637,524	CEREALS
ጤፍ	981	80,979	273,551	733,493	910,087	123,182	13,279	2,135,553	TEFF
ገብስ	1,367	53,944	153,250	334,996	436,459	103,893	11,525	1,095,436	BARLEY
ሰንደግ	890	59,488	192,674	425,775	568,483	133,247	17,658	1,398,215	WHEAT
በቆሎ	7,022	114,416	253,587	491,475	467,070	54,981	4,365	1,392,916	MAIZE
ማሽላ	924	76,435	225,867	473,544	436,410	36,983	3,458	1,253,620	SORGHUM
ዳጉሳ	*	7,170	38,230	108,591	148,124	10,217	*	312,931	FINGER MILLET
አጃ	34	1,690	4,140	7,826	21,502	9,114	*	45,131	OATS
ሩዝ	*	*	*	*	*	*	*	*	RICE
ጥራጥሬዎች	1,934	71,206	213,280	449,378	527,779	78,048	7,491	1,349,116	PULSES
ባቄላ	974	26,236	76,417	162,415	172,657	21,982	2,493	463,174	FABA BEANS
አተር	170	11,664	38,131	85,383	101,492	15,283	2,242	254,365	FIELD PEAS
ቦሎቄ	557	24,813	58,137	82,006	68,035	11,710	*	245,597	HARICOT BEANS
ሽንብራ	*	2,260	13,765	49,142	88,917	11,876	*	167,569	CHICK PEAS
ምሥር	*	3,493	13,662	27,422	27,446	4,261	260	76,642	LENTILS
ጓይ	*	1,425	9,440	33,850	56,129	11,066	*	112,425	GRASS PEA
አኩራ አተር	*	*	188	1,102	1,216	*	-	2,606	SOYA BEANS
አብሽ	56	1,142	2,777	4,464	5,916	1,865	*	16,325	FENUGREEK
ግብጦ	-	*	762	3,594	5,970	-	-	10,413	GIBTO
የቅባት አህሎች	556	19,743	70,268	232,579	417,463	70,855	12,966	824,430	OIL SEEDS
ኑግ	*	4,864	23,667	105,014	195,791	27,362	2,105	358,828	NEUG
ተልባ	*	6,596	18,737	58,011	134,479	27,800	5,026	250,702	LINSEED
ለውዝ	*	1,719	6,718	10,569	7,365	659	-	27,084	GROUND NUT
ሱፍ	8	282	1,031	2,910	4,773	696	*	9,715	SUFFLOWER
ሰሊጥ	*	3,971	16,265	43,777	58,602	11,224	*	136,220	SESAME
ጎመንዘር	352	2,310	3,850	12,299	16,452	3,116	*	41,881	RAPE SEED
ጠቅላላ ጊዜያዊ ሰብሎች									ALL TEMPORARY CROP
	UNDER 0.10	0.10-0.50	0.51-1.00	1.01-2.00	2.01-5.00	5.01-10.00	10.01+	TOTAL	
	SIZE OF HOLDING (HECTARES)								

* These estimates could not be reported in this table because of high coefficient of variation(i.e less reliable).However they are consolidated in the total estimates.
. Totals may not be equal with totals Table D.1.1 due to rounding errors

** የአርብቶ አደር አካባቢዎችን አይጨምርም
**EXCLUDING NOMADIC AREAS.
- መረጃ አልተገኘም
- Data not available

በኢትዮጵያ** ውስጥ በዋናው መዝር ወቅት በምርጥ ዘር፣ በመስኖ ዘይቤ፣ በፀረ-ተባይ መድኃኒት እና ማዳበሪያ በመጠቀም የታረሰ ጠቅላላ መሬት ስፋት በዕክታር (ለግል ባለይዘታዎች ብቻ) 1996 ዓ.ም.
 ESTIMATES OF IMPROVED SEED, IRRIGATION, PESTICIDE AND FERTILIZER APPLIED AREA AND THEIR PERCENTAGE DISTRIBUTION BY CROP FOR MEHER SEASON OF PRIVATE HOLDINGS IN ** ETHIOPIA,2003/2004

ሆንጠረዥ መ.24

(በኪሎታር)

(In Hectares)

TABLE D.24

የሰብል ዓይነት	የምርት ማግኒዲያ ዘይቤ አጠቃቀም									
	በምርጥ ዘር በመጠቀም			በመስኖ ዘይቤ በመጠቀም		ፀረ-ተባይ መድኃኒት በመጠቀም (ስፋት)		ማዳበሪያ በመጠቀም (ስፋት)		CROP NAME
	ስፋት	ስፋት	%	ስፋት	%	ስፋት	%	ስፋት	%	
የብርዕና አገዳ አሰራች	6998977	343,511	4.91	61,406	0.88	865,434	12.37	3,140,948	44.88	
ጤፍ	1989068	12,151	0.61	7,835	0.39	393,112	19.76	996,852	50.12	Teff
ገብስ	920127	3,613	0.39	5,647	0.61	77,521	8.43	376,461	40.91	Barley
ሰንዶ	1098907	45,376	4.13	3,805	0.35	333,564	30.35	663,668	60.39	Wheat
በቆሎ	1367115	275,416	20.15	32,573	2.38	19,541	1.43	737,327	53.93	Maize
ማሽላ	1283654	6,059	0.47	11,199	0.87	15,383	1.20	216,090	16.83	Sorghum
ዳጉላ	304758	692	0.23	197	0.06	24,073	7.90	141,523	46.44	Finger Millet
አጃ	30048	*	*	*	*	2,078	6.92	8,172	27.20	Oats
ሩዝ	*	*	*	*	*	*	*	855	*	Rice
ጥራጥራዎች	1099535	6,329	0.58	5,217	0.47	8,415	0.77	203,172	18.48	PULSES
ባቁላ	381988	1,563	0.41	1,021	0.27	1,838	0.48	103,295	27.04	Horse Beans
አተር	211564	1,071	0.51	314	0.15	2,891	1.37	42,989	20.32	Field Peas
በሎቄ	183752	2,657	1.45	1,191	0.65	2,039	1.11	37,959	20.66	Haricot Bean
ሽምብራ	154281	*	*	788	0.51	*	*	6,032	3.91	Chick Peas
ምሥር	52062	*	*	*	*	168	0.32	4,583	8.80	Lentils
ጓያ	82713	*	*	*	*	123	0.15	2,447	2.96	Vetch
አኩሪ አተር	1027	*	*	24	2.34	*	*	*	*	Soya bean
አብሽ	17133	*	*	*	*	*	*	4,426	25.83	Fenugreek
ገብጦ	15016	*	*	*	*	*	*	1,302	8.67	Gibto
የቅባት አሰራች	570783	2,079	0.36	927	0.16	6,304	1.10	55,663	9.75	OILSEEDS
ኑግ	281718	207	0.07	*	*	*	*	15,495	5.50	Neug
ተልባ	142899	*	*	*	*	5,344	3.74	9,379	6.56	Linseed
ለውዝ	20217	89	0.44	*	*	*	*	5,507	27.24	Ground Nuts
ሱፍ	8401	165	1.96	*	*	*	*	1,148	13.67	Safflower
ሰሊጥ	91527	*	*	259	0.28	*	*	6,198	6.77	Sesame
ጎመን ዘር	26021	239	0.92	165	0.63	*	*	17,937	68.93	Rape Seed
አትክልት	82,333	719	0.87	5,880	7.14	*	*	51,046	62.00	VEGETABLES
ሰላጣ	130	*	*	*	*	-	-	*	*	Lettuce
ጥቅል ጎመን	1,843	343	18.61	460	24.96	*	*	1,032	56.00	Head Cabbage
የአበሻ ጎመን	22,377	24	0.11	197	0.88	69	0.31	17,218	76.95	Ethiopian Cabbage
ተማቲም	3,761	*	*	*	*	*	*	*	*	Tomatoes
ቃሪያ	4,471	11	0.25	621	13.89	*	*	2,621	58.62	Green Peppers
በርበሬ	49,611	*	*	2,027	4.09	365	0.74	27,555	55.54	Red Peppers
ቆስጣ	140	*	*	83	59.29	*	*	102	72.86	Swiss Chard
ሌሎች										Others
ረፈረፈ	158,731	1,239	0.78	10,313	6.50	*	*	89,316	56.27	ROOT CROPS
ቀይ ሥር	1,216	243	19.98	*	*	*	*	893	73.44	Beet root
ካርት	1,108	*	*	*	*	*	*	637	57.49	Carrot
ሽንኩርት	17,017	209	1.23	4,379	25.73	*	*	9,292	54.60	Onions
ድንች	54,603	244	0.45	2,705	4.95	1,302	2.38	33,734	61.78	Potatoes
ገዳ ሽንኩርት	9,465	31	0.33	1,099	11.61	*	*	5,774	61.00	Garlic
ጎደሬ	28,380	*	*	*	*	*	*	13,658	48.13	Taro('Godere')
ስዕር ድንች	46,942	*	*	1,577	3.36	44	0.09	25,329	53.96	Sweet Potatoes
ሌሎች ጊዜያዊ ሰብሎች	64709	*	*	5,385	8.32	*	*	16,284	25.16	OTHER TEMPORARY
ቋሚ ሰብሎች	679,091	-	-	31,516	4.64	6,428	0.95	326,077	48.02	Permanent crops
አቡካዶ	2,938	-	-	88	3.00	*	*	1,750	59.56	Avocados
ሙዝ	29,083	-	-	6,722	23.11	*	*	8,890	30.57	Bananas
ዘይቲን	1,063	-	-	135	12.70	*	*	300	28.22	Guavas
ሎሚ	735	-	-	281	38.23	*	*	277	37.69	Lemons
ማንጎ	4,964	-	-	*	*	*	*	1,346	27.12	Mangoes
ብርቱካን	2,533	-	-	506	19.98	*	*	1,247	49.23	Oranges
ፓፓያ	2,371	-	-	539	22.73	*	*	1,075	45.34	Papayas
አናናስ	*	-	-	*	*	-	-	*	*	Pineapples
ንቃት ሰጪ ሰብሎች	364,809	11,081	3.04	18,720	0.05	5,495	1.51	117,325	32.16	Stimulant Crops
ጫት	111,578	-	-	10,620	9.52	4,863	4.36	55,213	49.48	Chat
ቡና	232,439	11,081	4.77	6,357	2.73	632	0.27	51,822	22.29	Coffee
ጎሽ	20,792	-	-	1,743	8.38	*	*	10,290	49.49	Hops(Gesho)
ሌሎች ቋሚ ሰብሎች	269,944	-	-	3,570	1.32	544	0.20	193,810	71.80	Other Permanent
እንሰት	247,000	-	-	943	0.38	544	0.22	185,566	75.13	Enset
ሽንኩራ አገዳ	14,292	-	-	2,301	16.10	*	*	5,179	36.24	Sugar Cane
ሌሎች	8,652	-	-	326	3.77	*	*	3,065	35.43	Others
የጠቅላላ ሰብሎች ድምር	9,654,159	353,877	3.67	120,644	1.25	886,581	9.18	3,882,506	40.22	ALL CROPS
	AREA	AREA	%	AREA	%	AREA	%	AREA	%	
	TOTAL CROP	IMPROVED SEED APPLIED		IRRIGATED		PESTICIDE APPLIED		FERTILIZER APPLIED		CROP NAME

* These estimates could not be reported in this table because of high coefficient of variation (i.e less reliable).However they are consolidated in the total estimates.

** EXCLUDING NOMADIC AREAS.

** የአርብ-አዲር አካባቢዎችን አይጨምርም።

** የ 1995 ዓ.ም መረጃ አልተገኘም

** The 2002/2003 data are not available

- መረጃ አልተገኘም

- Data not available.

በኢትዮጵያ** ውስጥ በዋናው መዝር ወቅት በምርጥ ዘር፣ በመስኖ ዘይቤ፣ በፀረ-ተባይ መድኃኒት እና ማዳበሪያ በመጠቀም የታረሰ ጠቅላላ መሬት ስፋት በዕክታር (ለግል ባለይዘታዎች ብቻ) 1997 ዓ.ም.
 ESTIMATES OF IMPROVED SEED, IRRIGATION, PESTICIDE AND FERTILIZER APPLIED AREA AND THEIR PERCENTAGE DISTRIBUTION BY CROP FOR MEHER SEASON OF PRIVATE HOLDINGS IN ** ETHIOPIA,2004/2005

ሆንጠረዥ መ.25

(በሺካታር)

(In Hectares)

TABLE D.25

የሰበል ዓይነት	የምርጥ ማዳበሪያ ዘይቤና አጠቃቀም										CROP NAME
	በምርጥ ዘር በመጠቀም			በመስኖ ዘይቤ በመጠቀም ስፋት		ፀረ-ተባይ መድኃኒት በመጠቀም (ስፋት)		ማዳበሪያ በመጠቀም (ስፋት)		CROP NAME	
	ጠቅላላ የታረሰ ስፋት	ስፋት	%	ስፋት	%	ስፋት	%	ስፋት	%		
የብርዕና አገዳ አሰራሾች	7,637,524	304,660	3.99	59,052	0.77	1,278,139	16.73	3,686,605	48.27		CEREALS
ጤፍ	2,135,553	15,448	0.72	7,756	0.36	523,109	24.50	1,138,047	53.29		Teff
ገብስ	1,095,436	5,664	0.52	7,212	0.66	128,588	11.74	473,278	43.20		Barley
ሰንዶ	1,398,215	53,361	3.82	4,614	0.33	531,318	38.00	923,730	66.06		Wheat
በቆሎ	1,392,916	221,682	15.91	29,407	2.11	29,164	2.09	784,867	56.35		Maize
ማሽላ	1,253,620	6,312	0.50	9,756	0.78	30,610	2.44	205,047	16.36		Sorghum
ዳጉላ	312,931	2,168	0.69	291	0.09	28,261	9.03	144,998	46.34		Finger Millet
አጃ	45,131	-	-	*	*	7,032	15.58	16,207	35.91		Oats
ሩዝ	*	*	*	*	*	*	*	430	*		Rice
ጥራጥራዎች	1,349,116	13,615	1.01	6,832	0.51	10,268	0.76	254,509	18.86		PULSES
ባቄላ	463,174	2,517	0.54	1,496	0.32	1,821	0.39	121,170	26.16		Horse Beans
አተር	254,365	1,254	0.49	398	0.16	2,455	0.97	46,117	18.13		Field Peas
ሰሎቄ	245,597	2,430	0.99	1,861	0.76	*	*	61,235	24.93		Haricot Bean
ሽምብራ	167,569	6,459	3.85	643	0.38	*	*	8,580	5.12		Chick Peas
ምሥር	76,642	729	0.95	*	*	802	1.05	8,569	11.18		Lentils
ጌታ	112,425	*	*	*	*	964	0.86	3,786	3.37		Vetch
አኩሪ አተር	2,606	*	*	*	*	-	-	*	*		Soya bean
አብሽ	16,325	*	*	*	*	*	*	4,049	24.80		Fenugreek
ግብጦ	10,413	-	-	-	-	*	*	609	5.85		Gibto
የቅባት አሰራሾች	824,430	9,447	1.15	1,915	0.23	8,757	1.06	84,764	10.28		OILSEEDS
ኑግ	358,828	810	0.23	*	*	*	*	20,696	5.77		Neug
ተልባ	250,702	3,592	1.43	*	*	7,227	2.88	14,636	5.84		Linseed
ለውዝ	27,084	121	0.45	114	0.42	*	*	5,919	21.85		Ground Nuts
ሱፍ	9,715	80	0.82	*	*	*	*	2,237	23.03		Safflower
ሰሊጥ	136,220	1,221	0.90	1,201	0.88	388	0.28	8,178	6.00		Sesame
ጎመን ዘር	41,881	*	*	119	0.28	*	*	33,097	79.03		Rape Seed
አትክልት	94,334	1,336	1.42	5,573	5.91	2,188	2.32	61,978	65.70		VEGETABLES
ሰላጣ	235	*	*	*	*	-	-	195	82.98		Lettuce
ጥቅል ጎመን	2,120	502	23.68	801	37.78	*	*	1,378	65.00		Head Cabbage
የአበሻ ጎመን	27,143	78	0.29	249	0.92	99	0.36	20,679	76.19		Ethiopian Cabbage
ተማቲም	2,919	238	8.15	*	*	*	*	1,861	63.75		Tomatoes
ቃሪያ	4,783	*	*	720	15.05	*	*	3,052	63.81		Green Peppers
በርበሬ	56,991	*	*	2,100	3.68	*	*	34,717	60.92		Red Peppers
ቆስጣ	142	25	17.61	46	32.39	*	*	96	67.61		Swiss Chard
ሌሎች											Others
ረፈረፍ	156,205	2,228	1.43	10,570	6.77	4,735	3.03	91,025	58.27		ROOT CROPS
ቀይ ሥር	1,486	229	15.41	*	*	*	*	977	65.75		Beet root
ካርት	1,741	-	-	427	24.53	*	*	*	*		Carrot
ሽንኩርት	17,980	422	2.35	4,733	26.32	*	*	11,624	64.65		Onions
ድንች	51,698	369	0.71	2,513	4.86	1,629	3.15	35,772	69.19		Potatoes
ገዳ ሽንኩርት	13,657	49	0.36	1,539	11.27	130	0.95	8,527	62.44		Garlic
ጎጆ	24,169	*	*	*	*	*	*	10,478	43.35		Taro('Godere')
ስኳር ድንች	45,474	*	*	1,037	2.28	581	1.28	22,263	48.96		Sweet Potatoes
ሌሎች ጊዜያዊ ሰበሎች	89,328	622	0.70	3,190	3.57	1,577	1.77	24,617	27.56		OTHER TEMPORARY
ቋሚ ሰበሎች	737,017	14,614	1.98	34,361	4.66	6,626	0.90	346,165	46.97		Permanent crops
አቡካዶ	3,248	39	1.20	95	2.92	*	*	1,940	59.73		Avocados
ሙዝ	28,695	12	0.04	7,114	24.79	26	0.09	7,929	27.63		Bananas
ዘይቲን	1,055	41	3.89	154	14.60	*	*	344	32.61		Guavas
ሎሚ	851	3	0.35	261	30.67	1	0.12	363	42.66		Lemons
ማንጎ	5,814	46	0.79	693	11.92	*	*	1,407	24.20		Mangoes
ብርቱካን	3,098	*	*	477	15.40	*	*	1,546	49.90		Oranges
ፓፓያ	2,714	57	2.10	585	21.55	*	*	1,338	49.30		Papayas
አናናስ	*	-	-	-	-	-	-	59	-		Pineapples
ንቃት ሰጪ ሰበሎች	402,448	13,845	3.44	20,728	5.15	6,105	1.52	126,620	31.46		Stimulant Crops
ጫት	120,304	143	0.12	10,631	8.84	4,731	3.93	58,224	48.40		Chat
ቡና	260,201	13,702	5.27	8,312	3.19	1,258	0.48	56,647	21.77		Coffee
ጊሾ	21,943	*	*	1,785	8.13	116	0.53	11,749	53.54		Hops(Gesho)
ሌሎች ቋሚ ሰበሎች	402,448	240	0.06	20,728	5.15	353	0.09	126,620	31.46		Other Permanent
አንሰት	261,547	218	0.08	1,021	0.39	353	0.13	196,486	75.12		Enset
ሸንካራ አገዳ	18,601	*	*	2,874	15.45	*	*	5,797	31.16		Sugar Cane
ሌሎች	7,956	22	0.28	360	4.52	*	*	2,337	29.37		Others
የጠቅላላ ሰበሎች ድምር	10,887,953	346,522	3.18	121,493	1.12	1,312,290	12.05	4,549,663	41.79		ALL CROPS
	AREA	AREA	%	AREA	%	AREA	%	AREA	%		CROP NAME
	TOTAL CROP	IMPROVED SEED APPLIED		IRRIGATED		PESTICIDE APPLIED		FERTILIZER APPLIED			

* These estimates could not be reported in this table because of high coefficient of variation (i.e less reliable).However they are consolidated in the total estimates.

** EXCLUDING NOMADIC AREAS.

** የአርብ-አዲር አካባቢዎችን አይጨምርም::

** የ 1995 ዓ.ም መረጃ አልተገኘም

** The 2002/2003 data are not available

- መረጃ አልተገኘም

- Data not available.

በኢትዮጵያ **ውስጥ በዋናው መኸር ወቅት ማዳበሪያ የተደረገበት መሬት ስፋት
 የማዳበሪያ ዓይነት ለግል ባለይዘታዎች 1996 ዓ.ም.
 ESTIMATES OF FERTILIZER APPLIED AREA BY TYPE OF FERTILIZER FOR
 MEHER SEASON CROPS OF PRIVATE HOLDINGS IN
 ETHIOPIA ** 2003/2004

ሠንጠረዥ መ.26

(በካሊትር) (IN HECTARE) TABLE 26

የሰብል ዓይነት	ጠቅላላ	የተፈጥሮ	ዳፕ	ዩሪያ	ዳፕና ዩሪያ	
የብርዕና አገዳ አህሉች	3,140,948	804,716	1,034,760	171,429	1,130,042	CEREALS
ጤፍ	996,852	84,389	355,625	97,917	458,921	Teff
ገብስ	376,461	130,626	164,488	7,992	73,354	Barley
ስንጹ	663,668	74,276	267,361	32,819	289,212	Wheat
ቡቆሎ	737,327	320,504	139,946	16,507	260,370	Maize
ማሽላ	216,090	173,773	10,257	10,985	21,074	Sorghum
ዳጉላ	141,523	18,859	91,454	4,980	26,231	Finger Millet
አጃ	8,172	2,151	5,552	*	397	Oats
ሩዝ	855	*	*	*	483	Rice
ጥራጥራዎች	203,172	121,188	54,663	5,905	21,416	PULSESES
ባቱላ	103,295	70,343	23,981	*	7,600	Faba Beans
አተር	42,989	19,586	17,785	*	3,952	Field Peas
ቦሎቱ	37,959	20,663	10,007	1,714	5,575	Haricot Bean
ሽምብራ	6,032	4,356	450	*	1,172	Chick Peas
ምሥር	4,583	1,994	1,037	654	898	Lentils
ጌሮ	2,447	1,789	167	*	*	Grass Pea
አኩራ አተር	*	*	*	*	*	Soya bean
አብሽ	4,426	1,949	732	199	1,546	Fenugreek
ግብጦ	1,302	381	492	*	*	Gibto
የቅባት አህሉች	55,663	29,695	17,330	1,462	7,175	OILSEEDS
ኑግ	15,495	8,413	6,047	*	847	Neug
ተልባ	9,379	3,746	4,675	*	848	Linseed
ሰውዝ	5,507	3,476	*	197	*	Ground Nuts
ሱፍ	1,148	591	*	*	*	Safflower
ሰሊጥ	6,198	4,721	*	494	*	Sesame
ጎመን ዘር	17,937	8,748	4,925	212	4,053	Rape Seed
አጎራሽ	51,046	31,789	7,746	4,222	7,289	VEGETABLES
ሰላጣ	*	35	*	*	*	Lettuce
ጥቅል ጎመን	1,032	364	*	*	169	Head Cabbage
የአብሽ ጎመን	17,218	16,610	367	47	193	Ethiopian Cabbage
ተማተም	*	502	*	*	*	Tomatoes
ቃሪያ	2,621	2,185	293	48	96	Green Peppers
ቦርቦሬ	27,555	12,040	6,095	3,275	6,145	Red Peppers
ቆስጣ	102	52	*	*	*	Swiss Chard
ሥራሥር	89,316	63,863	10,599	3,123	11,732	ROOT CROPS
ቀይ ሥር	893	391	82	*	321	Beet root
ካርት	637	135	67	92	*	Carrot
ሽንኩርት	9,292	3,740	1,586	864	3,102	Onions
ድንች	33,734	17,580	7,877	1,583	6,693	Potatoes
ጎጭ ሽንኩርት	5,774	4,667	256	141	710	Garlic
ጎጭ	13,658	13,434	*	*	*	Taro('Godere')
ስኳር ድንች	25,329	23,915	554	337	523	Sweet Potatoes
ሌሎች ጊዜያዊ	16,284	14,771	614	*	686	Others Temporary
ቋሚ ሰብሉች	326,077	305,923	-	-	-	Permanent crops
አቡካዶ	1,750	1,713	-	-	-	Avocados
ሙዝ	8,890	8,188	-	-	-	Bananas
ዘይቱን	300	270	-	-	-	Guavas
ሎሚ	277	265	-	-	-	Lemons
ማንጎ	1,346	1,176	-	-	-	Mangoes
ብርቱካን	1,247	1,176	-	-	-	Oranges
ፓፓያ	1,075	1,017	-	-	-	Papayas
አናናስ	*	55	-	-	-	Pineapples
ንቃት ሰጪ ሰብሉች	117,325	99,418	-	-	-	Stimulant Crops
ጫት	55,213	41,303	-	-	-	Chat
ቡና	51,822	48,656	-	-	-	Coffee
ጊሾ	10,290	9,459	-	-	-	Hops(Gesho)
ሌሎች ቋሚ ሰብሉች	193,810	192,645	-	-	-	Other Permanent
አንሳት	185,566	184,800	-	-	-	Enset
ሸንጎራ አገዳ	5,179	4,927	-	-	-	Sugar Cane
ሌሎች	3,065	2,918	-	-	-	Others
የጠቅላላ ሰብሉች ድምር	3,882,506	1,371,945	1,125,712	186,141	1,178,340	All Crops
TOTAL		NATURAL	DAP	UREA	DAP +UREA	CROP NAME

* These estimates could not be reported in this table because of high coefficient of variation (i.e less reliable).However they are consolidated in the total estimates.

** የአርብት አደር አካባቢዎችን አይጨምርም::

**EXCLUDING NOMADIC AREAS

- መረጃ አልተገኘም

- Data not available.

በኢትዮጵያ ** ውስጥ በየደው መኸር ወቅት ማዳበሪያ የተደረገበት መሬት ስፋት
 የማዳበሪያ ዓይነት ለግል ባለይዘታዎች 1997 ዓ.ም.
 ESTIMATES OF FERTILIZER APPLIED AREA BY TYPE OF FERTILIZER FOR
 MEHER SEASON CROPS OF PRIVATE HOLDINGS IN
 ETHIOPIA ** 2004/2005

ሆንጠረዥ መ.27

(በካህታር) (IN HECTARE) TABLE 27

የሰብል ዓይነት	ጠቅላላ	የተፈጥሮ	ዳፕ	ዩሪያ	ዳፕና ዩሪያ	
የብርቦና አገዳ አሀሎች	3,686,605	937,401	1,353,140	137,767	1,258,297	CEREALS
ጤፍ	1,138,047	97,892	437,313	66,074	536,767	Teff
ገብስ	473,278	167,848	222,981	6,652	75,798	Barley
ሰንደ	923,730	105,230	428,021	32,577	357,902	Wheat
በቆሎ	784,867	375,824	141,916	20,088	247,040	Maize
ማሽላ	205,047	166,891	12,200	9,365	16,591	Sorghum
ዳጉላ	144,998	21,879	96,806	2,675	23,637	Finger Millet
አጃ	16,207	1,665	13,901	*	420	Oats
ሩዝ	430	174	*	*	*	Rice
ፕራጥሬዎች	254,509	147,994	73,582	7,721	25,213	PULSES
ቀቁላ	121,170	82,757	28,470	1,664	8,280	Faba Beans
አተር	46,117	19,467	19,228	*	4,772	Field Peas
ቦሎቱ	61,235	30,940	21,070	2,182	7,043	Haricot Bean
ሽምብራ	8,580	6,331	1,025	*	*	Chick Peas
ምሥር	8,569	3,455	1,946	732	2,436	Lentils
ጌዳ	3,786	2,085	*	*	447	Grass Pea
አኩሪ አተር	*	*	-	-	-	Soya bean
አብሽ	4,049	2,277	413	332	1,027	Fenugreek
ግብጠ	609	286	232	-	*	Gibto
የቅባት አሀሎች	84,764	40,056	31,786	2,318	10,604	OILSEEDS
ኑግ	20,696	11,475	7,542	580	1,099	Neug
ተልባ	14,636	4,729	9,153	113	641	Linseed
ሰውዝ	5,919	3,467	*	635	*	Ground Nuts
ሱፍ	2,237	1,011	*	*	644	Safflower
ሰሊጥ	8,178	5,385	1,679	683	*	Sesame
ጎመን ዘር	33,097	13,987	11,533	290	7,286	Rape Seed
አንክሊት	61,978	38,500	7,833	3,525	12,120	VEGETABLES
ሰላጣ	195	93	*	*	*	Lettuce
ጥቅል ጎመን	1,378	615	160	*	*	Head Cabbage
የአበሻ ጎመን	20,679	19,805	392	76	406	Ethiopian Cabbage
ተማተም	1,861	394	*	*	*	Tomatoes
ዳሪያ	3,052	2,599	146	*	*	Green Peppers
በርበሬ	34,717	14,907	6,175	2,887	10,748	Red Peppers
ቆስጣ	96	87	*	*	*	Swiss Chard
ሥራሥር	91,025	59,670	17,149	4,418	9,789	ROOT CROPS
ቀይ ሥር	977	620	*	*	*	Beet root
ካርት	*	330	*	*	*	Carrot
ሽንኩርት	11,624	4,029	*	2,241	2,395	Onions
ድንች	35,772	17,110	12,379	1,282	5,002	Potatoes
ነጭ ሽንኩርት	8,527	6,508	*	340	899	Garlic
ጎደሬ	10,478	10,284	*	*	*	Taro('Godere')
ስኳር ድንች	22,263	20,789	691	313	471	Sweet Potatoes
ሌሎች ጊዜያዊ	24,617	19,744	2,350	249	2,274	Others Temporary
ቋጫ ሰብሎች	346,165	323,492	7,388	6,161	9,123	Permanent crops
አቡካዶ	1,940	1,839	86	*	14	Avocados
ሙዝ	7,929	7,181	542	15	190	Bananas
ዘይቱን	344	320	*	*	11	Guavas
ሎሚ	363	351	*	*	*	Lemons
ማንጎ	1,407	1,274	*	31	*	Mangoes
ብርቱካን	1,546	1,395	50	*	*	Oranges
ፓፓያ	1,338	1,301	19	*	*	Papayas
አናናስ	59	57	*	-	-	Pineapples
ንዳት ሰጨ ሰብሎች						Stimulant Crops
ጫት	58,224	43,271	2,800	5,336	6,818	Chat
ቡና	56,647	52,906	2,741	*	834	Coffee
ጊሾ	11,749	10,652	269	77	750	Hops(Gesho)
ሌሎች ቋጫ ሰብሎች						Other Permanent
እንሰት	196,486	195,527	527	291	141	Enset
ሽንገራ አገዳ	5,797	5,434	248	*	38	Sugar Cane
ሌሎች	2,337	1,982	26	140	188	Others
የጠቅላላ ሰብሎች ድምር	4,549,663	1,566,857	1,493,227	162,157	1,327,421	All Crops
TOTAL		NATURAL	DAP	UREA	DAP +UREA	CROP NAME

* These estimates could not be reported in this table because of high coefficient of variation (i.e less reliable). However they are consolidated in the total estimates.

እነዚህ የአርብቶ አደር አካባቢዎችን አይጨምርም።

**EXCLUDING NOMADIC AREAS

- መረጃ አልተገኘም
 - Data not available.

መጠንና ዓይነት ለግል ባለይዘታዎች 1996 ዓ.ም.
ESTIMATES OF QUANTITY OF COMMERCIAL FERTILIZER APPLIED BY TYPE
OF FERTILIZER FOR MEHER SEASON CROPS OF PRIVATE HOLDINGS IN
ETHIOPIA ** 2003/2004

ሠንጠረዥ መ.28	(በኩንታል)				TABLE D.28
የሰብል ስም	ጠቅላላ	ዳፕ	ዩሪያ	ዳፕና ዩሪያ	
የብርዕና አገዳ አሀሎች	2,311,459	716,318	134,378	1,460,763	CEREALS
ጠፍ	763,471	228,637	66,390	468,443	Teff
ገብስ	210,923	121,917	5,434	83,573	Barley
ስንዴ	634,545	197,314	23,687	413,544	Wheat
ቦቆሎ	577,253	109,683	22,967	444,603	Maize
ማሸላ	52,530	7,706	13,642	31,182	Sorghum
ዳጉላ	70,151	49,614	2,133	18,404	Finger Millet
አጃ	1,955	1,406	*	507	Oats
ሩዝ	631	*	*	507	Rice
ጥራጥራዎች	82,675	41,686	4,642	36,347	PULSESES
ቁቁላ	34,120	17,257	1,019	15,845	Faba Beans
አተር	17,767	13,235	*	3,747	Field Peas
ቦሎቁ	24,423	9,160	2,532	12,730	Haricot Bean
ሽምብራ	1,382	152	*	1,222	Chick Peas
ምሥር	1,170	338	176	655	Lentils
ጓያ	170	*	*	*	Grass Pea
አኩራ አተር	*	*	*	*	Soya bean
አብሽ	1,596	405	120	1,070	Fenugreek
ግብጦ	2,030	1,087	*	*	Gibbo
የቅብት አሀሎች	47,003	14,452	2,301	30,250	OILSEEDS
ኑግ	1,475	1,081	*	268	Neug
ተልባ	2,515	2,060	43	413	Linseed
ለውዝ	*	*	512	*	Ground Nuts
ሱፍ	1,376	*	*	*	Safflower
ሰሊጥ	565	*	*	*	Sesame
ጎመን ዘር	37,724	10,535	846	26,344	Rape Seed
አትክልት	27,888	8,839	4,717	14,332	VEGETABLES
ሰላጣ	*	*	*	*	Lettuce
ጥቅል ጎመን	893	*	*	257	Head Cabbage
የአበሻ ጎመን	1,728	778	*	804	Ethiopian Cabbage
ተማተም	*	*	*	*	Tomatoes
ቃሪያ	*	*	63	*	Green Peppers
በርበሬ	18,683	5,844	3,076	9,763	Red Peppers
ቆስጣ	*	*	*	*	Swiss Chard
ሥራሥር	43,776	14,080	6,481	23,214	ROOT CROPS
ቀይ ሥር	842	73	*	608	Beet root
ካሮት	545	36	*	*	Carrot
ሽከርት	*	1,825	1,758	*	Onions
ድንች	21,933	10,297	3,081	8,555	Potatoes
ጎጭ ሽከርት	2,351	422	393	1,536	Garlic
ጎደሬ	333	251	*	*	Taro('Godere')
ስኳር ድንች	3,184	1,176	*	994	Sweet Potatoes
ሌሎች ጊዜያዊ	5,276	1,142	*	3,614	Others Temporary
ቋሚ ሰብሎች	-	-	-	-	Permanent crops
ፍራፍራዎች	-	-	-	-	Fruit Crops
አቡካዶ	-	-	-	-	Avocados
ሙዝ	-	-	-	-	Bananas
ዘይቱን	-	-	-	-	Guavas
ሎሚ	-	-	-	-	Lemons
ማንጎ	-	-	-	-	Mangoes
ብርቱካን	-	-	-	-	Oranges
ፓፓያ	-	-	-	-	Papayas
አናናስ	-	-	-	-	Pineapples
ሌሎች	-	-	-	-	Others
ንቃት ሰጪ ሰብሎች	-	-	-	-	Stimulant Crops
ጫት	-	-	-	-	Chat
ቡና	-	-	-	-	Coffee
ጊሾ	-	-	-	-	Hops(Gesho)
ሌሎች	-	-	-	-	Others
ሌሎች ቋሚ ሰብሎች	-	-	-	-	Other Permanent
አንሰት	-	-	-	-	Enset
ሽንፈር አገዳ	-	-	-	-	Sugar Cane
ሌሎች	-	-	-	-	Others
የጠቅላላ ሰብሎች ድምር	2,581,775	810,197	168,556	1,603,022	All Crops
	TOTAL	DAP	UREA	DAP	CROP NAME
				+UREA	

* These estimates could not be reported in this table because of high coefficient of variation (i.e less reliable).However they are consolidated in the total estimates.

**EXCLUDING NOMADIC AREAS

- መረጃ አልተገኘም
- Data not available.

በኢትዮጵያ** ውስጥ በዋናው መኝር ወቅት በጥቅም ላይ የዋለ የማዳበሪያ መጠንና ዓይነት ለግል ባለይዘተኞች 1997 ዓ.ም.
 ESTIMATES OF QUANTITY OF COMMERCIAL FERTILIZER APPLIED BY TYPE OF FERTILIZER FOR MEHER SEASON CROPS OF PRIVATE HOLDINGS IN ETHIOPIA * * 2004/2005

ሆንጠረዥ መ.29	(በኩንታል)		(IN QUINTALS)		TABLE DD.29
የሰብል ስም	ጠቅላላ	ዳፕ	ዩሪያ	ዳፕና ዩሪያ	
የብርዕና አገዳ አሰሎች	2,535,446	856,641	97,093	1,581,711	CEREALS
ጤፍ	800,309	240,448	33,001	526,860	Teff
ገብስ	234,569	144,557	4,917	85,096	Barley
ሰንደ	842,883	305,072	21,726	516,085	Wheat
ቦቆሎ	536,054	104,149	24,420	407,485	Maize
ማሽላ	47,226	8,300	11,748	27,179	Sorghum
ዳጉላ	69,741	50,281	1,030	18,431	Finger Millet
አጃ	4,548	3,833	*	514	Oats
ሩዝ	*	*	*	*	Rice
ፕራፕራዎች	107,374	54,867	7,684	44,823	PULSES
ባቁላ	38,892	20,765	1,185	16,942	Faba Beans
አተር	22,658	15,629	*	5,750	Field Peas
ባሎቱ	37,175	15,955	*	16,644	Haricot Bean
ሽምብራ	2,041	714	*	1,245	Chick Peas
ምሥር	2,925	728	234	1,963	Lentils
ጌያ	1,094	*	*	*	Grass Pea
አኩሪ አተር	-	-	-	-	Soya bean
አብሽ	1,597	388	217	992	Fenugreek
ግብፅ	992	426	-	*	Gibto
የቅባት አሰሎች	77,858	25,368	3,050	49,441	OILSEEDS
ኑግ	4,718	2,557	*	1,202	Neug
ተልባ	4,658	*	*	685	Linseed
ለውዝ	2,524	918	1,002	*	Ground Nuts
ሱፍ	7,033	*	*	3,789	Safflower
ሰሊጥ	1,381	761	384	*	Sesame
ጎመን ዘር	57,545	14,132	488	42,925	Rape Seed
አገራት	45,700	10,157	3,280	32,262	VEGETABLES
ሰላጣ	*	*	*	*	Lettuce
ጥቅል ጎመን	1,449	104	*	*	Head Cabbage
የአበሻ ጎመን	3,662	598	*	2,931	Ethiopian Cabbage
ተማተም	*	*	80	*	Tomatoes
ታሪያ	1,126	*	*	615	Green Peppers
በርበሬ	35,763	7,110	2,263	*	Red Peppers
ቆስባ	26	*	*	22	Swiss Chard
ሥራሥር	55,196	21,318	8,551	25,328	ROOT CROPS
ቀይ ሥር	705	139	*	309	Beet root
ካርት	*	34	*	*	Carrot
ሽክርት	*	3,300	4,334	*	Onions
ድጎች	26,509	15,647	1,921	8,941	Potatoes
ነጭ ሽክርት	5,283	1,333	662	3,288	Garlic
ጎደሬ	255	179	-	*	Taro('Godere')
ሶካር ድጎች	3,118	686	1,059	1,374	Sweet Potatoes
ሌሎች ጊዜያዊ	12,145	3,983	508	7,654	Others Temporary
ቋሚ ሰብሎች	80,981	19,065	18,997	42,919	Permanent crops
ፍራፍራዎች					Fruit Crops
አቡካዶ	661	561	*	98	Avocados
ሙዝ	4,920	2,559	*	1,991	Bananas
ዘይቱን	*	*	*	*	Guavas
ሎማ	*	*	*	*	Lemons
ማንጎ	1,303	*	309	543	Mangoes
ብርቱካን	1,204	231	*	970	Oranges
ፓፓያ	*	*	*	*	Papayas
አናናስ	*	*	-	-	Pineapples
ሌሎች					Others
ንቃት ሰጪ ሰብሎች					Stimulant Crops
ጫት	49,102	6,688	15,698	26,716	Chat
ቡና	-	-	-	-	Coffee
ጊሾ	7,673	1,505	448	5,720	Hops(Gesho)
ሌሎች					Others
ሌሎች ቋሚ ሰብሎች					Other Permanent
አንሰት	1,903	920	474	508	Enset
ሽክር አገዳ	561	417	59	85	Sugar Cane
ሌሎች	2,374	85	832	1,457	Others
የጠቅላላ ሰብሎች ድምር	2,914,701	991,400	139,163	1,784,138	All Crops
	TOTAL	DAP	UREA	DAP +UREA	CROP NAME

* These estimates could not be reported in this table because of high coefficient of variation (i.e less reliable).However they are consolidated in the total estimates.

** የአርብቶ አደር አካባቢዎችን አይጨምርም::

**EXCLUDING NOMADIC AREAS

- መረጃ አልተገኘም

- Data not available.