


PERFORMANCE TRACKER

Weekly Prime-Time Ratings


Week of Jan. 16-22, 2006 Household ratings and shares (18-49 rating in parentheses)

Time-slot winner by households
Nightly winner by households


Monday

8 p.m.	9 p.m.	10 p.m.	Avg. Rtg./Share
Wife Swap 5.8/8 (3.6)	6.3/9 (4.3)	The Bachelor: Paris 4.2/6 (2.7)	4.6/7 (3.1)
King of Queens 5.7/8 (3.0)	How I Met/Mother 5.1/7 (2.9)	Two/Half Men 8.4/12 (4.8)	Out of Practice 7.1/10 (3.9)
11.3/17 (5.5)	12.6/18 (6.5)	63rd Annual Golden Globe Awards 13.2/19 (6.8) 12.5/18 (6.1)	
8.3/12 (5.4)	8.7/12 (5.8)	9.2/13 (6.2)	9.3/13 (6.4)
7th Heaven 2.1/3 (0.9)		Related 1.1/2 (0.5)	
One on One 1.8/3 (1.0)	All of Us 2.0/3 (1.3)	Girlfriends 2.1/3 (1.4)	Half & Half 2.0/3 (1.3)
			
			5.2/8 (3.5)
			7.5/11 (4.0)
			12.5/18 (6.3)
			8.9/13 (6.0)
			1.6/2 (0.8)
			2.0/3 (1.2)


Tuesday

8 p.m.	9 p.m.	10 p.m.	Avg. Rtg./Share
According to Jim 3.4/5 (1.6)	Rodney 3.1/4 (1.5)	Commander in Chief 6.9/10 (2.2) 7.6/11 (2.6)	
NCIS 10.8/16 (3.8) 11.5/16 (4.1)		CSI 8.3/12 (3.6) 8.2/12 (3.7)	
Fear Factor 2.9/4 (1.7)	2.8/4 (1.9)	Scrubs 3.8/5 (2.9)	Scrubs 3.9/6 (3.0)
American Idol 16.2/24 (12.2) 19.0/27 (14.8)		21.0/30 (16.8) 21.1/30 (17.2)	
Gilmore Girls 3.6/5 (2.4)		Supernatural 2.7/4 (1.6) 2.5/4 (1.5)	
South Beach 1.1/2 (0.5)		0.9/1 (0.5) 0.9/1 (0.4)	
			
			6.1/9 (2.4)
			8.4/12 (3.7)
			5.8/9 (3.5)
			19.3/28 (15.3)
			3.2/5 (2.0)
			0.9/1 (0.4)


Wednesday

8 p.m.	9 p.m.	10 p.m.	Avg. Rtg./Share
Last 4.6/7 (2.0)	4.6/7 (2.4)	Lost 11.1/16 (7.7)	11.5/17 (8.3)
Still Standing 4.9/8 (2.2)	Yes, Dear 4.8/7 (2.2)	Criminal Minds 8.9/13 (3.9) 9.3/14 (4.1)	
E-Ring 5.1/8 (1.9)	5.2/8 (2.0)	The Biggest Loser 4.5/7 (2.9)	5.2/8 (3.5)
American Idol 16.5/26 (12.0) 19.0/28 (14.1)		12.0/18 (7.9) 10.4/15 (6.5)	
One Tree Hill 1.9/3 (1.1)		Beauty and The Geek 1.7/3 (1.2) 1.9/3 (1.3)	
South Beach 1.4/2 (0.7)		1.2/2 (0.6) 1.1/2 (0.6)	
			
			7.3/11 (4.6)
			8.1/12 (3.8)
			6.1/9 (3.1)
			14.5/22 (10.1)
			1.9/3 (1.2)
			1.2/2 (0.6)

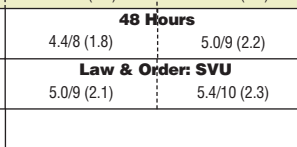
Thursday

8 p.m.	9 p.m.	10 p.m.	Avg. Rtg./Share
Dancing With the Stars 11.2/18 (4.6)	12.7/19 (5.6)	Crumbs 7.8/12 (3.4)	Primetime 5.1/8 (2.2) 4.4/8 (2.0)
CSI 8.7/14 (3.9) 10.2/15 (5.0)		CSI 15.8/23 (8.5) 18.1/27 (9.7)	
Will & Grace 5.3/8 (3.2)	Four Kings 5.0/8 (3.5)	My Name Is Earl 6.6/10 (5.3)	The Office 5.6/8 (4.5)
That '70s Show 3.4/5 (2.6)	That '70s Show 3.5/5 (2.8)	The O.C. 3.2/5 (2.4) 3.5/5 (2.7)	
Smallville 3.1/5 (2.0) 3.3/5 (2.2)		Beauty and The Geek 2.5/4 (1.8) 2.8/4 (2.2)	
Everybody/Chris 2.6/4 (1.5)		Love, Inc. 1.6/2 (0.9) 1.5/2 (0.8)	
			
			8.9/14 (3.9)
			13.8/22 (7.0)
			5.4/8 (3.8)
			3.4/5 (2.6)
			2.9/4 (2.1)
			1.8/3 (1.0)

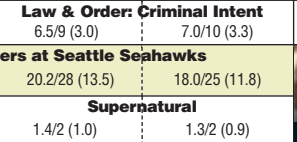
Friday

8 p.m.	9 p.m.	10 p.m.	Avg. Rtg./Share
Dancing With the Stars 9.7/17 (3.6)	10.3/17 (4.0)	In Justice 6.2/10 (2.7)	5.8/9 (2.7)
Ghost Whisperer 4.9/8 (2.4) 5.4/9 (2.7)		Close to Home 5.8/10 (2.2) 6.0/10 (2.3)	
Outrag./Moments 3.8/7 (1.8)	Outrag./Moments 4.2/7 (2.2)	Dateline 5.6/9 (2.7)	6.0/10 (2.9)
Bernie Mac 2.3/4 (1.6) 2.5/4 (1.8)		Trading Spouses 2.9/5 (1.9) 3.5/6 (2.4)	
What I Like/You 1.3/2 (0.9)		Reba 2.5/4 (1.4) 1.8/3 (1.2)	
WWE SmackDown! 2.8/5 (1.6)		2.9/5 (1.7) 2.9/5 (1.7)	
			
			7.5/13 (3.2)
			6.1/10 (2.6)
			4.6/8 (2.2)
			2.8/5 (1.9)
			1.7/3 (1.1)
			2.9/5 (1.7)

Saturday

8 p.m.	9 p.m.	10 p.m.	Avg. Rtg./Share
CrimeTime 4.0/7 (1.4)	4.2/7 (1.6)	Movie: Enemy of the State 4.4/8 (2.1)	4.9/8 (2.5)
Law & Order 3.4/6 (1.3) 3.6/6 (1.4)		Law & Order: Criminal Intent 3.7/7 (1.5) 3.7/6 (1.6)	
Cops 3.9/7 (2.5)		America's Most Wanted 4.4/8 (2.9) 4.3/7 (2.7)	
			
			4.6/8 (2.3)
			4.2/7 (1.7)
			4.2/7 (1.7)
			4.3/8 (2.8)

Sunday

7 p.m.	8 p.m.	9 p.m.	10 p.m.	Avg. Rtg./Share
America's Funniest Home Videos 4.2/6 (2.2)	5.3/8 (3.0)	Extreme Makeover: Home Edition 8.1/12 (5.3)	10.1/14 (6.8)	
60 Minutes 7.3/11 (2.7) 7.7/12 (2.8)		Cold Case 6.6/10 (2.8) 6.8/10 (2.9)		
Dateline 5.8/9 (2.2) 6.0/9 (2.5)		The West Wing 5.0/7 (1.9) 4.9/7 (1.9)		
NFL Football: NFC Conference Championship: Carolina Panthers at Seattle Seahawks 21.4/35 (14.0) 22.7/35 (15.1)		22.0/32 (14.8) 20.7/30 (13.9)		
Reba 1.6/3 (0.9)		Charmed 2.3/3 (1.5) 2.6/4 (1.6)		
		Supernatural 1.4/2 (1.0) 1.3/2 (0.9)		
				
			10.7/16 (7.1)	
			6.4/9 (2.6)	
			6.2/9 (2.7)	
			19.1/28 (12.7)	
			1.8/3 (1.1)	

THE RATINGS Wizard

BY NAOMIE WORRELL

Monday, Jan. 16, 2006-Sunday, Jan. 22, 2006
TV Season Week No. 18

Fox won the week in adults 18 to 49 with a 7.9/19 and in total viewers with 19.2 million.

Top Show of the Week

Adults 18 to 49: "American Idol" (Fox, Tuesday) 15.3/34
Total viewers: "American Idol" (Fox, Tuesday) 36 million

Top Shows by Day

MONDAY

Adults 18 to 49: "63rd Annual Golden Globe Awards" (NBC) 6.3/15 and "24" (Fox) 6.3/14
Total viewers: "63rd Annual Golden Globe Awards" (NBC) 19 million

TUESDAY

Adults 18 to 49: "American Idol" (Fox) 15.3/34
Total viewers: "American Idol" (Fox) 36 million

WEDNESDAY

Adults 18 to 49: "American Idol" (Fox) 13.0/33
Total viewers: "American Idol" (Fox) 32 million

THURSDAY

Adults 18 to 49: "CSI" (CBS) 9.1/22
Total viewers: "CSI" (CBS) 27 million

FRIDAY

Adults 18 to 49: "Dancing With the Stars" (ABC) 3.8/12
Total viewers: "Dancing With the Stars" (ABC) 15.4 million

SATURDAY

Adults 18 to 49: "America's Most Wanted" (Fox) 2.8/8
Total viewers: "Law & Order: SVU" (NBC) 8 million

SUNDAY

Adults 18 to 49: "Desperate Housewives" (ABC) 10.5/22
Total viewers: "Desperate Housewives" (ABC) 25 million

Basic Cable Ratings

Jan. 16-22, 2006

RANKED BY HOUSEHOLD AUDIENCE PROJECTIONS	HOUSEHOLD RATING	COVERAGE RATING	HOUSEHOLDS (000)	
1. Movie: High School Musical, Fri., 8 p.m.	Disney	4.5	5.7	4,967
2. Movie: High School Musical, Sat., 8 p.m.	Disney	3.7	4.7	4,108
t. Jimmy/Timmy Power Hour 2, Mon., 8 p.m.	Nick	3.7	4.6	4,091
4. Monk, Fri., 10 p.m.	USA	3.6	4.4	3,925
5. WWE Raw, Mon., 10 p.m.	USA	3.5	4.3	3,875
t. WWE Raw, Mon., 9 p.m.	USA	3.5	4.3	3,860
7. High School Musical, Sun., 8 p.m.	Disney	3.3	4.2	3,672
8. The Fairly OddParents, Sat., 10 a.m.	Nick	3.1	3.8	3,434
t. Suite Life/ Zach & Cody, Fri., 7:30 p.m.	Disney	3.1	3.9	3,403
10. Suite Life/ Zach & Cody, Fri., 9:50 p.m.	Disney	3.0	3.9	3,353

Note: Coverage area ratings are within each cable network's universe. Total U.S. ratings and household projections are based on 108.4 million TV homes. Ranking does not include programs under five minutes. Audience estimates are based on average minute tuning. Source: Nielsen Media Research

Top 10 Cable Network Ratings

Jan. 16-22, 2006

HOUSEHOLDS	RATING	(000)
1. Disney	2.2	2,373
2. USA	1.8	1,975
3. TNT	1.4	1,531
4. TBS	1.2	1,372
t. Nick at Nite	1.2	1,330
6. Lifetime	1.1	1,195
t. Fox News	1.1	1,187
t. History	1.1	1,161
9. ESPN	1.0	1,127
t. Cartoon	1.0	1,072

Total Day

1. Nickelodeon	1.6	1,712
2. Nick at Nite	1.2	1,292
3. Disney	1.1	1,221
4. USA	1.0	1,048
5. TNT	0.9	1,030
6. Cartoon	0.8	875
t. Adult Swim	0.8	867
t. TBS	0.8	863
t. Lifetime	0.8	851
10. Fox News	0.7	768