



PERFORMANCE TRACKER

Weekly Prime-Time Ratings


Week of May 1-7, 2006 Household ratings and shares (18-49 rating in parentheses)


Time-slot winner by households
Nightly winner by households

8 p.m.	9 p.m.	10 p.m.	Avg. Rtg./Share
Wife Swap 5.3/9 (3.0) 5.8/9 (3.5)	Supernanny 6.4/9 (3.9) 7.2/11 (4.5)	What About Brian 4.3/7 (2.9) 4.0/7 (2.7)	5.5/8 (3.4)
King of Queens 5.1/8 (2.4)	How I Met/Mother 4.9/8 (2.5)	Old Christine 7.9/12 (3.6)	8.7/13 (4.2)
Deal or No Deal 8.6/14 (3.6) 9.7/15 (4.4)	The Apprentice 5 5.9/9 (3.4) 6.2/9 (3.9)	Medium 6.8/10 (3.6) 7.3/12 (3.7)	7.4/11 (3.8)
Prison Break 5.2/8 (3.4) 5.7/9 (3.9)	24 7.8/12 (5.1) 8.1/12 (5.3)		6.7/10 (4.4)
7th Heaven 3.7/6 (2.2) 4.1/6 (2.4)	Everwood 2.7/4 (1.5) 2.5/4 (1.3)		3.2/5 (1.9)
One on One 1.6/3 (0.9) 1.6/3 (1.0)	All of Us 1.6/3 (1.0)	Half & Half 2.0/3 (1.2)	1.8/3 (1.1)

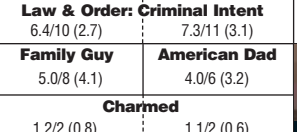
8 p.m.	9 p.m.	10 p.m.	Avg. Rtg./Share
According to Jim 3.2/5 (1.5)	Hope & Faith 2.8/4 (1.4) 3.9/6 (2.1)	Less/Perfect 3.5/5 (1.8)	4.6/7 (2.2)
NCIS 9.3/15 (3.0) 10.1/15 (3.5)	The Unit 8.9/14 (3.6) 9.2/14 (3.8)	Dynasty Reunion 4.4/7 (1.7) 3.6/6 (1.3)	7.6/12 (2.8)
Outrag./Moments 2.9/5 (1.4) 2.1/3 (1.3)	Scrubs 3.2/5 (2.6)	Teachers 3.1/5 (2.0)	5.3/8 (3.0)
American Idol 15.4/25 (10.4) 17.9/27 (12.5)	House 13.6/21 (8.6) 13.5/20 (8.8)		15.1/23 (10.1)
Gilmore Girls 3.2/5 (2.0) 3.4/5 (2.1)	Pepper Dennis 1.5/2 (1.0) 1.3/2 (0.8)		2.3/4 (1.5)
America's Next Top Model: Cycle 6 1.2/2 (0.8) 1.4/2 (0.9)	Veronica Mars 1.4/2 (1.1) 1.4/2 (1.0)	America's Next Top Model (UPN)	1.3/2 (0.9)

8 p.m.	9 p.m.	10 p.m.	Avg. Rtg./Share
Alias 3.6/6 (1.7) 3.8/6 (2.0)	Lost 8.5/13 (5.9) 9.7/14 (6.9)	Invasion 4.9/8 (3.0) 4.5/8 (2.6)	5.9/9 (3.7)
Amazing Race 9 4.7/8 (2.7) 4.9/8 (3.2)	Criminal Minds 7.3/11 (3.0) 8.9/13 (4.0)	CSI: NY 9.6/15 (4.8) 9.9/17 (5.0)	7.6/12 (3.8)
Deal or No Deal 7.5/13 (3.4) 8.5/13 (4.2)	Dateline 4.6/7 (2.2) 6.5/10 (3.6)	Law & Order 7.6/12 (3.5) 7.6/13 (3.4)	7.0/11 (3.4)
House: Special 9.5/16 (5.8) 11.5/18 (7.1)	American Idol 16.9/25 (11.7)	Unan1mous 8.1/12 (6.0)	11.5/18 (7.7)
One Tree Hill 2.0/3 (1.2) 2.2/4 (1.4)	The Bedford Diaries 1.1/2 (0.7) 0.9/1 (0.5)		1.6/2 (1.0)
America's Next Top Model: Cycle 6 2.7/5 (1.9) 3.2/5 (2.2)	Everybody/Chris 1.7/3 (1.0) 1.6/2 (0.9)	Everybody/Chris	2.3/4 (1.5)

8 p.m.	9 p.m.	10 p.m.	Avg. Rtg./Share
American Inventor 3.4/6 (1.7) 3.5/6 (1.8)	American Inventor 3.8/6 (2.2) 4.8/7 (3.0)	Primetime 4.1/7 (1.9) 3.5/6 (1.6)	3.8/6 (2.0)
Survivor: Panama-Exile Island 9.4/17 (5.4) 10.4/17 (6.4)	CSI 15.8/25 (8.2) 16.6/26 (8.5)	Without a Trace 13.0/21 (6.0) 12.6/21 (5.7)	13.0/21 (6.7)
Will & Grace 5.1/9 (2.8) 5.1/8 (3.0)	My Name Is Earl 5.7/9 (4.0)	The Office 4.7/7 (3.7)	6.1/10 (4.0)
That '70s Show 3.2/6 (2.2) 3.7/6 (2.7)	The O.C. 3.5/5 (2.3) 3.5/5 (2.3)	ER 7.7/12 (5.0) 8.1/14 (5.3)	3.5/6 (2.4)
Smallville 2.7/5 (1.9) 3.0/5 (2.2)	Supernatural 2.5/4 (1.6) 2.4/4 (1.5)		2.7/4 (1.8)
Everybody/Chris 1.9/3 (1.3) 1.3/2 (0.9)	Love, Inc. 1.4/2 (1.0) 1.4/2 (1.0)	Cuts	1.5/2 (1.0)

8 p.m.	9 p.m.	10 p.m.	Avg. Rtg./Share
America's Funniest Home Videos 3.3/6 (1.2) 3.4/6 (1.5)	America's Funniest Home Videos 3.8/7 (1.8) 3.9/7 (2.0)	20/20 5.2/9 (2.5) 5.3/10 (2.6)	4.2/7 (1.9)
Ghost Whisperer 6.8/13 (2.9) 7.7/14 (3.5)	Close to Home 7.2/13 (2.8) 7.5/13 (2.8)	Numb3rs 7.7/13 (3.1) 8.0/15 (3.4)	7.5/13 (3.1)
Deal or No Deal 7.0/13 (3.0) 8.3/15 (3.7)	Las Vegas 5.8/10 (2.6) 5.7/10 (2.6)	Conviction 4.5/8 (2.0) 4.6/8 (2.1)	6.0/11 (2.7)
Movie: School of Rock 2.3/4 (1.5) 2.6/5 (1.7)	Reba 2.9/5 (2.1) 2.9/5 (2.1)		3.1/6 (2.1)
Survival of the Richest 0.9/2 (0.5) 0.9/2 (0.6)	Reba 2.1/4 (1.2) 2.0/3 (1.1)		1.4/3 (0.8)
Friday Night Smackdown! 2.1/4 (1.0) 2.1/4 (1.0)	Friday Night Smackdown! 2.2/4 (1.1) 2.3/4 (1.2)	Numb3rs (CBS)	2.2/4 (1.1)

8 p.m.	9 p.m.	10 p.m.	Avg. Rtg./Share
Crimetime 3.2/6 (1.1) 3.2/6 (1.2)	Movie: Seabiscuit 3.8/7 (1.4) 4.0/7 (1.5)	48 Hours 4.2/8 (1.6) 4.5/8 (1.8)	3.8/7 (1.4)
Crimetime 3.3/7 (1.0) 3.9/8 (1.4)	Crimetime 4.6/8 (1.9) 5.2/9 (2.2)	48 Hours 4.6/8 (1.7) 5.1/9 (2.0)	4.4/8 (1.7)
Dateline 3.6/7 (1.3) 3.9/8 (1.3)	Law & Order: SVU 3.6/7 (1.2) 4.1/7 (1.6)	Law & Order: Criminal Intent 4.5/8 (1.9) 4.8/9 (2.1)	4.1/8 (1.6)
Cops 3.0/6 (2.0) 3.4/7 (2.2)	Cops 4.0/8 (2.3) 4.0/7 (2.4)		3.6/7 (2.2)

7 p.m.	8 p.m.	9 p.m.	10 p.m.	Avg. Rtg./Share
America's Funniest Home Videos 4.3/8 (2.4) 4.9/9 (3.0)	Extreme Makeover: Home Edition 6.4/11 (4.4) 7.8/12 (5.4)	Desperate Housewives 12.8/19 (8.2) 13.8/21 (9.0)	Grey's Anatomy 13.6/21 (9.6) 13.7/22 (9.9)	9.7/16 (6.5)
60 Minutes 7.0/13 (1.9) 8.2/15 (2.5)	Cold/Case 9.1/15 (3.3) 9.6/15 (3.6)	CSI: Miami 6.7/10 (2.9) 6.5/10 (3.0)	CSI: NY 7.1/11 (3.2) 6.9/11 (3.2)	7.6/12 (3.0)
Dateline 4.7/9 (1.6) 5.0/9 (2.0)	The West Wing 5.0/8 (2.2) 5.2/8 (2.4)	Law & Order: Criminal Intent 6.4/10 (2.7) 7.3/11 (3.1)	Crossing Jordan 6.9/11 (3.1) 7.3/12 (3.3)	6.0/10 (2.5)
The Simpsons 2.6/5 (1.9) 3.1/6 (2.3)	The Simpsons 5.1/8 (4.1) 4.8/8 (3.9)	Family Guy 5.0/8 (4.1) 4.0/6 (3.2)		4.1/7 (3.3)
Reba 1.4/3 (0.7) 1.7/3 (0.9)	Reba 2.1/3 (1.4) 2.2/4 (1.6)	Charmed 1.2/2 (0.8) 1.1/2 (0.6)	Charmed	1.6/3 (1.0)

THE RATINGS Wizard

BY NAOMIE WORRELL

Monday, May 1, 2006-Sunday, May 7, 2006
TV Season Week No. 33

Fox won the week in adults 18 to 49 with a 4.4/13. CBS won in total viewers with 12.3 million.

Top Show of the Week
Adults 18 to 49: "American Idol" (Fox, Wednesday) 11.7/28
Total viewers: "American Idol" (Fox, Wednesday) 29.2 million

Top Shows by Day

MONDAY
Adults 18 to 49: "CSI: Miami" (CBS) 6.2/15
Total viewers: "CSI: Miami" (CBS) 19.3 million

TUESDAY
Adults 18 to 49: "American Idol" (Fox) 11.4/31
Total viewers: "American Idol" (Fox) 28.6 million

WEDNESDAY
Adults 18 to 49: "American Idol" (Fox) 11.7/28
Total viewers: "American Idol" (Fox) 29.2 million

THURSDAY
Adults 18 to 49: "CSI" (CBS) 8.3/22
Total viewers: "CSI" (CBS) 26.1 million

FRIDAY
Adults 18 to 49: "Deal or No Deal" (NBC) 3.4/12
Total viewers: "Numb3rs" (CBS) 12 million

SATURDAY
Adults 18 to 49: "America's Most Wanted" (Fox) 2.4/8
Total viewers: "Crimetime" (CBS) 7.2 million

SUNDAY
Adults 18 to 49: "Grey's Anatomy" (ABC) 9.7/24
Total viewers: "Grey's Anatomy" (ABC) 22 million

Cable Network Ratings

May 1-7, 2006

RANKED BY HOUSEHOLD AUDIENCE PROJECTIONS	HOUSEHOLD RATING	COVERAGE RATING	HOUSEHOLDS (000)
1. The Sopranos, Sun., 9:05 p.m.	HBO	5.2	18.1 5,738
2. Nextel Cup Race, Sat., 7:32 p.m.	FX	3.5	4.3 3,810
3. WWE Raw, Mon., 10 p.m.	USA	3.4	4.1 3,735
t. NBA Playoffs, Thur., 10:41 p.m.	TNT	3.4	4.1 3,713
5. WWE Raw, Mon., 9 p.m.	USA	3.2	3.9 3,510
6. NBA Playoffs, Sat., 8:30 p.m.	TNT	3.1	3.8 3,450
7. SpongeBob SquarePants, Sat., 9:30 a.m.	Nick	2.9	3.6 3,201
8. The Fairly OddParents, Sat., 10 a.m.	Nick	2.7	3.3 2,945
9. The Fairly OddParents, Sat., 10:30 a.m.	Nick	2.6	3.2 2,896
t. NBA Playoffs, Tue., 10:53 p.m.	TNT	2.6	3.1 2,819

Note: Coverage area ratings are within each cable network's universe. Total U.S. ratings and household projections are based on 108.4 million TV homes. Ranking does not include programs under five minutes. Audience estimates are based on average minute tuning. Source: Nielsen Media Research

Top 10 Cable Network Ratings

May 1-7, 2006

HOUSEHOLDS	RATING	(000)
1. TNT	2.0	2,225
2. USA	1.8	1,931
3. Disney	1.6	1,794
4. FX	1.2	1,300
t. Nick at Nite	1.2	1,297
6. Cartoon	1.1	1,234
t. ESPN	1.1	1,163
8. Fox News	1.0	1,078
t. TBS	1.0	1,050
t. Lifetime	1.0	1,048

Total Day

1. Nickelodeon	1.4	1,576
2. TNT	1.1	1,173
3. Nick at Nite	1.0	1,121
t. Disney	1.0	1,050
5. USA	0.9	980
6. Adult Swim	0.8	890
t. Cartoon	0.8	881
8. Lifetime	0.7	717
9. TBS	0.6	677
t. Fox News	0.6	660