



**PERFORMANCE TRACKER**


# Weekly Prime-Time Ratings

Week of May 23-29 Household ratings and shares (18 to 49 rating in parentheses)

Time-slot winner by households  
Nightly winner by households

8 p.m.	9 p.m.	10 p.m.	Avg. Rtg./Share
<b>Ex. Makeover: How'd They Do That?</b> 4.5/8 (2.1) 4.6/7 (2.1)	4.5/7 (2.4)	<b>Nick &amp; Jessica's Tour of Duty</b> 4.3/6 (2.5) 4.2/7 (2.4)	4.1/7 (2.3)
<b>Still Standing</b> 5.5/9 (2.5)	<b>Still Standing</b> 6.2/10 (3.1)	<b>Two/Half Men</b> 9.2/14 (4.6)	<b>CSI: Miami</b> 13.5/21 (7.2) 13.6/22 (7.4)
<b>Fear Factor</b> 5.2/9 (3.3) 5.2/8 (3.5)	<b>Las Vegas</b> 6.9/11 (3.8)	<b>Medium</b> 7.8/12 (4.3) 8.1/13 (4.6)	<b>6.8/11 (4.0)</b>
6.6/11 (4.5)	7.2/11 (5.0)	7.6/11 (5.6)	<b>7.2/11 (5.1)</b>
<b>7th Heaven</b> 3.5/6 (1.8) 3.9/6 (2.0)	<b>Everwood</b> 3.0/5 (1.8) 3.1/5 (1.7)		<b>3.4/5 (1.8)</b>
<b>One on One</b> 2.1/4 (1.3)	<b>Cuts</b> 2.3/4 (1.4)	<b>Girlfriends</b> 3.0/5 (1.9)	<b>Half &amp; Half</b> 2.7/4 (1.7)
			<b>2.5/4 (1.6)</b>

8 p.m.	9 p.m.	10 p.m.	Avg. Rtg./Share
<b>Lost</b> 4.3/7 (1.8) 4.3/7 (1.9)	3.9/6 (2.0)	<b>Movie: Trump Unauthorized</b> 3.9/6 (2.1) 3.9/6 (2.1)	3.7/6 (2.0)
<b>NCIS</b> 9.1/15 (3.4) 9.9/15 (3.7)	6.4/10 (3.2)	<b>Rob and Amber Get Married</b> 6.3/9 (3.3) 6.9/11 (3.9)	7.3/12 (4.0)
3.6/6 (2.6)	<b>The Contender</b> 4.1/6 (3.2) 5.4/8 (4.4)	6.0/9 (4.8)	<b>Law &amp; Order: SVU</b> 10.7/17 (5.9) 11.1/19 (6.0)
<b>American Idol</b> 15.4/25 (10.8) 17.0/26 (12.3)	<b>House</b> 12.0/18 (7.9) 11.7/18 (7.4)		<b>14.0/22 (9.6)</b>
<b>One Tree Hill</b> 2.1/3 (1.3) 2.3/4 (1.6)	<b>One Tree Hill</b> 2.6/4 (1.7) 2.6/4 (1.9)		<b>2.4/4 (1.6)</b>
<b>All of Us</b> 1.8/3 (1.1)	<b>Eve</b> 2.0/3 (1.2)	<b>Britney and Kevin</b> 1.9/3 (1.5)	<b>Bad Girls Guide</b> 1.3/2 (0.8)
			<b>1.7/3 (1.2)</b>

8 p.m.	9 p.m.	10 p.m.	Avg. Rtg./Share
11.4/19 (6.8)	<b>Lost</b> 11.8/18 (7.5) 12.3/18 (8.3)	12.5/18 (8.7)	<b>Alias</b> 6.5/10 (4.4) 5.9/10 (4.0)
<b>60 Minutes</b> 4.4/7 (1.0) 4.4/7 (1.1)	4.5/7 (1.5)	<b>Amber Frey: Witness for the Prosecution</b> 4.9/7 (1.8) 6.1/9 (2.5)	6.6/11 (2.6)
<b>Law &amp; Order</b> 4.3/7 (1.7) 4.8/7 (2.0)	<b>Law &amp; Order: Trial by Jury</b> 5.5/8 (2.2) 5.5/8 (2.1)	<b>Law &amp; Order: CI</b> 9.5/15 (4.7) 10.3/17 (5.3)	<b>6.7/10 (3.0)</b>
<b>American Idol</b> 14.3/24 (9.6) 16.4/26 (11.6)	<b>American Idol</b> 18.8/28 (13.6) 20.4/29 (15.2)		<b>17.5/27 (12.5)</b>
<b>One Tree Hill</b> 1.1/2 (0.5) 1.0/1 (0.4)	<b>One Tree Hill</b> 1.1/2 (0.5) 1.1/2 (0.6)		<b>1.0/2 (0.5)</b>
<b>Movie: Swordfish</b> 1.4/2 (0.8) 1.3/2 (0.9)	1.4/2 (0.9)	1.5/2 (1.0)	<b>1.4/2 (0.9)</b>

8 p.m.	9 p.m.	10 p.m.	Avg. Rtg./Share
3.7/7 (1.8)	<b>Movie: The Waterboy</b> 3.6/7 (1.9) 3.8/7 (2.1)	4.0/7 (2.3)	<b>primetime-live</b> 4.6/8 (2.3) 4.6/8 (2.2)
<b>Cold Case</b> 6.5/12 (2.2) 7.2/13 (2.4)	<b>CSI</b> 10.5/18 (4.4) 11.4/19 (5.0)	11.4/19 (5.0)	<b>Without a Trace</b> 9.3/16 (3.9) 9.0/16 (3.7)
<b>Joey</b> 4.1/8 (2.4) 4.2/8 (2.7)	<b>Will &amp; Grace</b> 4.3/7 (2.7) 4.4/7 (2.7)	4.4/8 (2.4)	<b>ER</b> 4.7/9 (2.6)
<b>The O.C.</b> 2.3/4 (1.3) 2.2/4 (1.3)	<b>The O.C.</b> 2.2/4 (1.3) 2.3/4 (1.5)		<b>2.3/4 (1.4)</b>
<b>Blue Collar TV</b> 2.5/5 (1.5)	<b>Blue Collar TV</b> 3.0/5 (1.9)	<b>Mobile Home Disaster</b> 3.1/5 (1.9)	<b>3.3/6 (1.9)</b>
			<b>WWE SmackDown!</b> 3.1/5 (1.9) 3.3/6 (1.9)
			<b>3.0/5 (1.8)</b>

8 p.m.	9 p.m.	10 p.m.	Avg. Rtg./Share
<b>8 Simple Rules</b> 2.8/6 (1.2) 2.4/5 (1.1)	<b>Hope &amp; Faith</b> 2.6/5 (1.3) 2.6/5 (1.3)	<b>Less/Perfect</b> 2.6/5 (1.3)	<b>20/20</b> 5.6/10 (2.4) 5.6/11 (2.4)
<b>Joan of Arcadia</b> 2.8/6 (1.0) 2.6/5 (1.0)	<b>JAG</b> 3.1/6 (1.0) 3.3/6 (1.0)	3.3/6 (1.0)	<b>Numb3rs</b> 4.5/8 (1.8) 4.8/9 (2.1)
5.2/11 (1.9)	<b>Dateline</b> 5.8/12 (2.2) 6.2/12 (2.2)	6.8/13 (2.5)	<b>Law &amp; Order: Trial by Jury</b> 5.0/9 (1.9) 4.9/9 (1.9)
2.6/6 (1.7)	<b>Movie: Me, Myself and Irene</b> 2.8/6 (1.8) 2.8/5 (1.8)	3.0/5 (1.8)	<b>2.8/6 (1.8)</b>
<b>What I Like/You</b> 1.0/2 (0.6) 1.1/2 (0.6)	<b>Reba</b> 1.7/3 (0.9) 1.7/3 (0.9)	<b>Living With Fran</b> 1.3/2 (0.8)	<b>1.3/3 (0.7)</b>
<b>Star Trek: Enterprise</b> 1.0/2 (0.6) 0.8/2 (0.5)	<b>Star Trek: Enterprise</b> 0.6/1 (0.4) 0.7/1 (0.4)	0.7/1 (0.4)	<b>0.8/2 (0.5)</b>

8 p.m.	9 p.m.	10 p.m.	Avg. Rtg./Share
2.5/6 (1.1)	<b>Lost</b> 2.8/6 (1.6) 3.0/6 (1.8)	3.0/6 (1.8)	<b>Desperate Housewives</b> 2.9/6 (1.6) 3.2/6 (1.7)
<b>NCIS</b> 3.6/8 (1.1) 4.0/9 (1.3)	<b>Crimestime Saturday</b> 4.3/9 (1.4) 4.7/9 (1.5)	4.7/9 (1.5)	<b>48 Hours Mystery</b> 5.1/10 (1.8) 6.0/12 (2.3)
2.2/5 (0.8)	<b>Movie: The Patriot</b> 2.6/5 (1.3) 2.7/5 (1.3)	2.7/5 (1.3)	<b>2.8/6 (1.3)</b>
<b>Cops</b> 2.9/6 (1.6) 3.3/7 (1.9)	<b>Cops</b> 3.4/7 (1.8) 3.3/7 (1.7)	3.3/7 (1.7)	<b>3.2/7 (1.7)</b>

7 p.m.	8 p.m.	9 p.m.	10 p.m.	Avg. Rtg./Share
<b>America's Funniest Home Videos</b> 3.0/7 (1.2) 3.7/8 (1.7)	<b>Extreme Makeover: Home Edition</b> 4.0/8 (2.1) 4.7/9 (2.7)	4.7/9 (2.7)	<b>Desperate Housewives</b> 4.9/9 (2.8) 4.9/9 (2.7)	<b>Grey's Anatomy</b> 3.9/7 (2.1) 4.1/7 (2.1)
<b>60 Minutes</b> 5.3/12 (1.1) 5.9/12 (1.5)	<b>Cold Case</b> 5.1/10 (1.6) 5.4/10 (1.8)	5.4/10 (1.8)	4.6/8 (1.6)	<b>Movie: Double Jeopardy</b> 5.2/9 (2.0) 6.6/12 (2.7)
2.7/6 (1.3)	3.1/7 (1.6)	3.5/7 (2.0)	3.7/7 (2.2)	4.4/8 (2.7)
5.8/13 (3.7)	5.9/13 (3.9)	<b>NASCAR Nextel Cup: Coca-Cola 600</b> 5.8/12 (3.8) 5.8/11 (3.8)	6.5/12 (4.4) 6.5/12 (4.3)	<b>6.4/12 (4.2)</b>
<b>One Tree Hill</b> 0.7/2 (0.5) 0.8/2 (0.5)	<b>Charmed</b> 0.9/2 (0.5) 0.8/2 (0.5)	0.8/2 (0.5)	<b>Steve Harvey's Big Time</b> 1.0/2 (0.5) 1.2/2 (0.6)	<b>0.9/2 (0.5)</b>

# THE RATINGS Wizard

BY NAOMIE WORRELL

Monday, May 23, 2005-Sunday, May 29, 2005  
TV Season Week No. 36

Fox's final episodes of "American Idol" propelled the network to the No. 1 spot for the week in adults 18 to 49 with a 5.1/15. The network won in total viewers with 12.5 million.

## Top Show of the Week

Adults 18 to 49: "American Idol" (Fox, Wednesday) 12.5/31  
Total viewers: "American Idol" (Fox, Wednesday) 30.2 million

## Top Shows by Day

### MONDAY

Adults 18 to 49: "CSI: Miami" (CBS) 7.3/18  
Total viewers: "CSI: Miami" (CBS) 21.2 million

### TUESDAY

Adults 18 to 49: "American Idol" (Fox) 11.6/30  
Total viewers: "American Idol" (Fox) 28 million

### WEDNESDAY

Adults 18 to 49: "American Idol" (Fox) 12.5/31  
Total viewers: "American Idol" (Fox) 30.2 million

### THURSDAY

Adults 18 to 49: "CSI" (CBS) 4.7/14  
Total viewers: "CSI" (CBS) 16.1 million

### FRIDAY

Adults 18 to 49: "20/20" (ABC) 2.4/8  
Total viewers: "Dateline" (NBC) 8.2 million

### SATURDAY

Adults 18 to 49: "48 Hours Mystery" (CBS) 2.0/7  
Total viewers: "48 Hours Mystery" (CBS) 7.8 million

### SUNDAY

Adults 18 to 49: "NASCAR Nextel Cup: Coca-Cola 600" (Fox) 3.9/14  
Total viewers: "NASCAR Nextel Cup: Coca-Cola 600" (Fox) 10.2 million

# Basic Cable Ratings

For the Week of May 23-29

RANKED BY HOUSEHOLD AUDIENCE PROJECTIONS		HOUSEHOLD RATING	COVERAGE RATING	HOUSEHOLDS (000)
1. NBA Playoffs, Wed., 8:20 p.m.	TNT	3.8	4.7	4,175
2. NBA Playoffs, Mon., 8:21 p.m.	TNT	3.7	4.6	4,089
3. NBA Playoffs, Sun., 8:05 p.m.	TNT	3.4	4.2	3,773
t. NBA Playoffs, Tue., 8:57 p.m.	ESPN	3.4	4.2	3,768
5. WWE Raw Zone, Mon., 10 p.m.	Spike	3.2	3.9	3,485
6. Law & Order: SVU, Sun., 11 p.m.	USA	2.7	3.3	2,929
t. WWE Raw, Mon., 9 p.m.	Spike	2.7	3.3	2,919
t. SpongeBob SquarePants, Sat., 9:30 a.m.	Nick	2.7	3.3	2,913
9. NBA Playoffs, Sat., 9 p.m.	ESPN	2.6	3.2	2,902
t. Law & Order: SVU, Sun., 10:01 p.m.	USA	2.6	3.2	2,875

Note: Coverage area ratings are within each cable network's universe. Total U.S. ratings and household projections are based on 108.4 million TV homes. Ranking does not include programs under five minutes. Audience estimates are based on average minute tuning. Source: Nielsen Media Research

# Top 10 Cable Network Ratings

For the Week of May 23-29

HOUSEHOLDS

PRIME TIME	RATING	(000)
1. TNT	2.1	2,314
2. USA	1.6	1,750
3. Nick at Nite	1.4	1,455
4. Disney	1.3	1,398
t. TBS	1.3	1,364
6. ESPN	1.2	1,338
t. Cartoon	1.2	1,277
t. Lifetime	1.2	1,245
9. Spike	1.1	1,103
10. Fox News	0.9	952

## Total Day

1. Nickelodeon	1.4	1,497
2. Nick at Nite	1.1	1,236
3. TNT	1.0	1,101
t. Cartoon	1.0	1,069
5. Adult Swim	0.9	1,013
6. Disney	0.8	911
t. USA	0.8	904
t. Lifetime	0.8	841
9. TBS	0.7	782
10. MTV	0.5	601