












PERFORMANCE TRACKER

Weekly Prime-Time Ratings











Week of May 30–June 5 Household ratings and shares (18–49 rating in parentheses)

Time-slot winner by households
Nightly winner by households








Monday

8 p.m.	9 p.m.				10 p.m.	Avg. Rtg./Share
 2.9/5 (1.6)	NBA Playoffs: Phoenix Suns at San Antonio Spurs				4.9/8 (2.9) 5.4/9 (3.3)	4.3/7 (2.5)
 Still Standing 5.0/9 (2.3)	 Listen Up 4.7/8 (2.0)	 Everybody/Ray 7.4/12 (3.4)	 Two/Half Men 8.0/13 (3.5)	 CSI: Miami 8.8/15 (4.2)		7.1/12 (3.2)
 Fear Factor 3.5/6 (2.1)	3.7/6 (2.5)	5.0/8 (2.7)	5.7/9 (2.9)	Miss Universe 2005 7.0/12 (3.6)	6.8/12 (3.6)	5.3/9 (2.9)
 Nanny 911 3.8/7 (2.2)	4.3/7 (2.6)	Hell's Kitchen 4.2/7 (3.0)	4.3/7 (3.4)			4.2/7 (2.8)
 7th Heaven 1.5/3 (0.8)	1.6/3 (0.8)	7th Heaven 1.6/3 (0.8)	1.7/3 (0.8)			1.6/3 (0.8)
 One on One 1.4/2 (0.7)	Cuts 1.4/2 (0.8)	Girlfriends 1.5/2 (0.9)	Half & Half 1.4/2 (0.8)			1.4/2 (0.8)








Tuesday

8 p.m.	9 p.m.				10 p.m.	Avg. Rtg./Share
 My Wife/Kids 4.2/7 (2.2)	 George Lopez 4.1/7 (2.5)	 According to Jim 4.5/7 (2.9)	 According to Jim 4.5/7 (2.7)	Blind Justice 4.2/7 (2.1) 4.3/7 (2.1)		4.3/7 (2.4)
 NCIS 6.4/11 (2.0)	6.8/11 (2.1)	NCIS 6.9/11 (2.5)	7.4/12 (2.8)	48 Hours Mystery 7.3/12 (3.1)	7.9/14 (3.4)	7.1/12 (2.6)
 4.2/7 (1.7)	3.7/6 (1.8)	Movie: Traffic 3.8/6 (2.0)	3.7/6 (2.1)	4.1/7 (2.3)	3.8/7 (2.2)	3.9/6 (2.0)
 Trading Spouses 3.9/7 (2.5)	4.7/8 (3.0)	House 5.0/8 (3.0)	5.6/9 (3.4)			4.8/8 (3.0)
 Gilmore Girls 1.6/3 (0.9)	1.7/3 (1.0)	Gilmore Girls 1.9/3 (1.1)	2.0/3 (1.2)			1.8/3 (1.1)
 All of Us 1.7/3 (1.0)	Eve 1.8/3 (1.1)	Britney and Kevin 1.8/3 (1.1)	Bad Girl's Guide 1.1/2 (0.6)			1.6/3 (0.9)








Wednesday

8 p.m.	9 p.m.				10 p.m.	Avg. Rtg./Share
 Supernanny 5.2/9 (2.2)	Dancing With the Stars 9.0/15 (4.2) 9.8/16 (4.4)				Lost 5.9/10 (3.2) 5.2/9 (3.0)	6.8/11 (3.3)
 60 Minutes 5.1/9 (1.5)	5.3/9 (1.5)	King of Queens 4.6/7 (2.2)	Yes, Dear 4.3/7 (2.1)	CSI: NY 6.7/11 (3.0)	7.3/12 (3.4)	5.5/9 (2.3)
 4.6/8 (2.2)	Eagles Farewell I Tour 5.4/9 (2.8)	6.1/10 (3.5)	6.5/10 (3.8)	Law & Order 6.4/10 (2.8)	6.3/11 (2.6)	5.9/10 (2.9)
 That '70s Show 3.1/6 (2.4)	That '70s Show 3.1/5 (2.4)	That '70s Show 3.3/5 (2.7)	That '70s Show 3.3/5 (2.6)			3.2/5 (2.5)
 Beauty and the Geek 2.1/4 (1.4)	2.4/4 (1.9)	Smallville 1.5/2 (1.0)	1.5/2 (1.0)			1.9/3 (1.3)
 All of Us 1.4/2 (0.8)	Eve 1.6/3 (0.9)	Kevin Hill 1.1/2 (0.6)	1.3/2 (0.7)			1.3/2 (0.8)





Thursday

8 p.m.	9 p.m.				10 p.m.	Avg. Rtg./Share
 4.7/9 (1.9)	Movie: Charlie's Angels 4.0/7 (1.8) 4.2/7 (2.1)				primetime>live 4.9/8 (2.4) 4.9/9 (2.3)	4.5/8 (2.1)
 Cold Case 6.2/11 (2.1)	6.9/12 (2.4)	CSI 9.3/15 (3.9)	10.2/16 (4.3)	Without a Trace 8.7/15 (3.7)	8.7/15 (3.6)	8.3/14 (3.4)
 Will & Grace 4.1/7 (2.3)	Will & Grace 4.5/8 (3.0)	Hit Me Baby One More Time 5.8/10 (4.7)	5.6/9 (4.6)	ER 4.4/7 (2.8)	4.7/8 (2.9)	4.8/8 (3.4)
 The O.C. 2.0/4 (1.3)	2.1/4 (1.3)	The O.C. 2.2/4 (1.3)	2.2/4 (1.3)			2.1/4 (1.3)
 Blue Collar TV 2.1/4 (1.2)	Blue Collar TV 2.3/4 (1.4)	Beauty and the Geek 1.7/3 (1.1)	1.9/3 (1.3)			2.0/3 (1.3)
 WWE SmackDown! 2.6/5 (1.4)	2.8/5 (1.6)	3.1/5 (1.7)	3.2/5 (1.7)			2.9/5 (1.6)







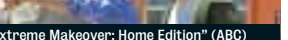
Friday

8 p.m.	9 p.m.				10 p.m.	Avg. Rtg./Share
 8 Simple Rules 2.9/6 (1.3)	Savages 2.6/5 (1.3)	Hope & Faith 3.1/6 (1.6)	Less/Perfect 2.6/5 (1.4)	20/20 5.3/10 (2.3)	6.3/12 (2.9)	3.8/7 (1.8)
 Joan of Arcadia 2.9/6 (0.9)	2.9/6 (1.1)	JAG 3.5/6 (1.1)	3.6/7 (1.1)	Numb3rs 4.5/8 (1.8)	4.8/9 (2.1)	3.7/7 (1.3)
 4.8/10 (1.4)	Dateline 5.3/10 (1.8)	5.8/11 (2.1)	5.9/11 (2.5)	Law & Order: Trial by Jury 4.6/8 (1.9)	4.8/9 (2.0)	5.2/10 (2.0)
 2.6/5 (1.4)	Movie: Glass House 2.5/5 (1.4)	2.8/5 (1.6)	2.9/5 (1.6)			2.7/5 (1.5)
 What I Like/You 1.1/2 (0.6)	What I Like/You 1.2/2 (0.7)	Reba 1.7/3 (0.9)	Living With Fran 1.5/3 (0.7)			1.4/3 (0.7)
 1.1/2 (0.6)	Movie: Chill Factor 1.1/2 (0.6)	1.2/2 (0.6)	1.3/2 (0.6)			1.2/2 (0.6)

Saturday

8 p.m.	9 p.m.				10 p.m.	Avg. Rtg./Share
 2.3/5 (0.9)	Wonderful World of Disney: Bambi 2.4/5 (1.0)	2.6/5 (1.1)	2.6/5 (1.2)	America's Funniest Home Videos 2.9/5 (1.7)	3.3/6 (2.0)	2.7/5 (1.3)
 Cold Case 3.1/7 (1.0)	3.5/7 (1.2)	Crimetime Saturday 3.8/7 (1.3)	4.3/8 (1.5)	48 Hours Mystery 4.9/9 (1.7)	5.6/11 (2.1)	4.2/8 (1.5)
 2.8/6 (1.0)	Movie: The General's Daughter 3.0/6 (1.1)	3.4/7 (1.3)	3.5/7 (1.4)	Crossing Jordan 3.4/7 (1.2)	3.9/7 (1.3)	3.3/7 (1.2)
 Cops 2.8/6 (1.7)	Cops 3.6/7 (2.3)	America's Most Wanted 3.9/8 (2.3)	3.9/7 (2.3)			3.5/7 (2.2)

Sunday

7 p.m.		8 p.m.		9 p.m.		10 p.m.		Avg. Rtg./Share	
	Dancing With the Stars 3.1/6 (1.5)	3.3/6 (1.8)	Extreme Makeover: Home Edition 4.3/8 (2.5)		5.2/9 (3.4)	Desperate Housewives 5.0/8 (3.0) 5.3/8 (3.2)		4.4/7 (2.8) 4.5/8 (2.7)	4.4/8 (2.6)
	60 Minutes 6.7/14 (1.6)		7.7/15 (2.0)	5.0/9 (1.4)	4.3/7 (1.2)	59th Annual Tony Awards 4.6/7 (1.4) 4.4/7 (1.4)		4.4/7 (1.6) 4.4/8 (1.5)	5.2/9 (1.5)
	3.3/7 (1.3)	3.4/6 (1.4)	Dateline 5.5/10 (2.1)		6.1/11 (2.3)	Law & Order: Criminal Intent 6.6/11 (2.5) 7.4/12 (3.1)		6.2/10 (2.5) 6.4/11 (2.7)	5.6/10 (2.2)
	Malcolm/Middle 2.0/4 (1.3)	King of the Hill 2.6/5 (1.9)	The Simpsons 3.5/6 (2.8)	The Simpsons 4.0/7 (3.1)	Family Guy 4.5/7 (3.7)	American Dad 3.7/6 (3.0)			3.4/6 (2.6)
	Charmed 0.8/2 (0.6)		1.0/2 (0.7)	Charmed 1.2/2 (0.9)		1.3/2 (0.9)	Steve Harvey's Big Time 1.5/2 (1.0)		 1.2/2 (0.8)

Source: Nielsen Media Research

THE RATINGS Wizard

BY NAOMIE WORRELL

Monday, May 30, 2005–Sunday, June 5, 2005
TV Season Week No. 37

The premiere of NBC's "Hit Me Baby One More Time" helped the network take the week in adults 18 to 49 with a 2.4/7. CBS won in total viewers with 8.4 million.

Top Shows of the Week

Adults 18 to 49: "Hit Me Baby One More Time" (NBC, Thursday) 4.7/13
Total viewers: "CSI" (CBS, Thursday) 14.2 million

Top Shows by Day

MONDAY

Adults 18 to 49: "CSI: Miami" (CBS) 4.1/11
Total viewers: "CSI: Miami" (CBS) 13.1 million

TUESDAY

Adults 18 to 49: "House" (Fox) 3.2/9 and "48 Hours Mystery" (CBS) 3.2/9
Total viewers: "48 Hours Mystery" (CBS) 10.6 million

WEDNESDAY

Adults 18 to 49: "Dancing With the Stars" (ABC) 4.3/12
Total viewers: "Dancing With the Stars" (ABC) 13.4 million

THURSDAY

Adults 18 to 49: "Hit Me Baby One More Time" (NBC) 4.7/13
Total viewers: "CSI" (CBS) 14.2 million

FRIDAY

Adults 18 to 49: "20/20" (ABC) 2.6/8
Total viewers: "20/20" (ABC) 8.1 million

SATURDAY

Adults 18 to 49: "Cops" (Fox) 2.3/9 and "America's Most Wanted" (Fox) 2.3/8
Total viewers: "48 Hours Mystery" (CBS) 7.3 million

SUNDAY

Adults 18 to 49: "Family Guy" (Fox) 3.7/10
Total viewers: "Law & Order: Criminal Intent" (NBC) 10.1 million ■

Basic Cable Ratings

For the Week of May 30-June 5

RANKED BY HOUSEHOLD AUDIENCE PROJECTIONS		HOUSEHOLD RATING	COVERAGE RATING	HOUSEHOLDS (000)
1. NBA Playoffs, Tue., 8:20 p.m.	TNT	4.1	5.0	4,463
2. NBA Playoffs, Thur., 8:22 p.m.	TNT	3.9	4.8	4,321
t. Nextel Cup Race, Sun., 1:44 p.m.	FX	3.9	4.9	4,245
4. NBA Playoffs, Wed., 9 p.m.	ESPN	3.8	4.6	4,145
5. The 4400, Sun., 9 p.m.	USA	3.3	4.0	3,606
6. NBA Playoffs, Sat., 8:05 p.m.	TNT	3.2	3.9	3,526
7. WWE Raw Zone, Mon., 10 p.m.	Spike	3.1	3.8	3,389
t. Law & Order, Mon., 9 p.m.	TNT	3.1	3.7	3,350
9. Law & Order, Mon., 10 p.m.	TNT	3.0	3.6	3,256
t. Spider-Man, Sun., 8 p.m.	TBS	3.0	3.6	3,255

Note: Coverage area ratings are within each cable network's universe. Total U.S. ratings and household projections are based on 108.4 million TV homes. Ranking does not include programs under five minutes. Audience estimates are based on average minute tuning. Source: Nielsen Media Research

Top 10 Cable Network Ratings

For the Week of May 30-June 5

HOUSEHOLDS		RATING	(000)
1. TNT		2.4	2,660
2. USA		1.7	1,826
3. Disney		1.5	1,655
4. Nick at Nite		1.4	1,531
t. TBS		1.4	1,505
6. Lifetime		1.3	1,457
7. Cartoon		1.2	1,328
8. Spike		1.0	1,094
t. Fox News		1.0	1,045
10. ESPN		0.9	1,002

Total Day

1. Nickelodeon	1.5	1,618
2. Nick at Nite	1.2	1,306
3. TNT	1.1	1,241
4. Cartoon	1.0	1,124
t. Disney	1.0	1,088
6. Adult Swim	0.9	1,037
t. Lifetime	0.9	940
8. USA	0.8	920
t. TBS	0.8	867
10. FX	0.6	687