


PERFORMANCE TRACKER

Weekly Prime-Time Ratings


Week of July 11-17
Monday

Household ratings and shares (18-49 rating in parentheses)


Time-slot winner by households
Nightly winner by households

8 p.m.	9 p.m.	10 p.m.	Avg. Rtg./Share
The Scholar 2.7/5 (1.1) 2.4/4 (1.2)	Rock Star: INXS 3.8/6 (1.8) 4.1/7 (2.1)	Movie: Meet the Parents 4.5/7 (2.2) 4.7/8 (2.5)	3.7/6 (1.8)
Everybody/Ray 5.4/10 (2.0)	Two/Half Men 5.3/9 (2.2)	CSI: Miami 5.2/8 (2.5) 5.6/9 (2.5)	4.8/8 (2.4)
Fear Factor 3.0/5 (1.7) 3.0/5 (1.8)	Las Vegas 4.0/7 (1.9) 4.3/7 (2.1)	Medium 4.3/7 (2.1) 4.6/8 (2.2)	3.9/6 (2.0)
Hell's Kitchen 3.3/6 (2.6) 3.8/7 (3.2)	Hell's Kitchen 4.0/7 (3.2) 4.3/7 (3.3)		3.9/7 (3.1)
7th Heaven 1.6/3 (0.7) 1.8/3 (0.9)	Summerland 1.7/3 (1.0) 1.7/3 (1.0)		1.7/3 (0.9)
One on One 1.5/3 (0.8) 1.6/3 (0.9)	All of Us 1.6/3 (0.9) 1.8/3 (1.1)	Half & Half 1.6/3 (0.9)	1.6/3 (0.9)


Tuesday

8 p.m.	9 p.m.	10 p.m.	Avg. Rtg./Share
My Wife and Kids 3.7/7 (2.0)	George Lopez 3.6/6 (2.1)	Empire 3.1/5 (1.7) 3.1/5 (1.7)	3.6/6 (2.1)
NCIS 6.0/11 (2.2) 6.6/11 (2.5)	Big Brother 6 5.6/9 (3.3) 5.6/9 (3.5)	Rock Star: INXS 4.0/7 (3.0) 4.1/7 (3.0)	5.3/9 (2.9)
Average Joe 4 3.5/6 (1.9) 3.7/6 (2.2)	I Want to Be a Hilton 3.3/5 (1.9) 3.7/6 (2.2)	Law & Order: SVU 6.1/10 (2.7) 7.1/12 (3.0)	4.6/8 (2.3)
All-Star Pregame 5.9/11 (2.9) 7.7/14 (3.9)	MLB All-Star Game 8.9/15 (4.6) 9.1/15 (4.9)		7.9/14 (4.1)
Gilmore Girls 1.5/3 (0.9) 1.6/3 (1.0)	One Tree Hill 1.0/2 (0.6) 0.9/1 (0.5)		1.2/2 (0.8)
One on One 1.3/2 (0.8) 1.4/2 (0.9)	All of Us 1.6/3 (1.0) 1.5/2 (0.9)	Half & Half 1.5/2 (0.9)	1.4/2 (0.9)


Wednesday

8 p.m.	9 p.m.	10 p.m.	Avg. Rtg./Share
Brat Camp 5.8/11 (2.8) 6.6/12 (3.7)	King of Queens 7.2/12 (4.4) 3.8/7 (2.3)	Lost 3.5/6 (2.0) 2.9/5 (1.5)	5.6/10 (3.2)
The Cut 2.9/6 (1.3) 2.8/5 (1.4)	Rock Star: INXS 3.2/5 (2.1)	CSI: NY 5.0/9 (2.3) 5.7/10 (2.6)	3.9/7 (2.0)
Most Outrageous Moments/Live TV 4.3/8 (2.1) 4.8/9 (2.6)	Law & Order 5.2/9 (2.0) 5.9/10 (2.2)	Law & Order 6.2/11 (2.4) 6.3/11 (2.6)	5.4/10 (2.3)
That '70s Show 3.1/6 (2.3) 2.5/4 (1.8)	The Inside 2.8/5 (1.9) 2.8/5 (1.7)		2.8/5 (1.9)
Beauty & the Geek: The Aftermath 2.0/4 (1.3) 1.9/3 (1.4)	Smallville 1.3/2 (0.8) 1.1/2 (0.7)		1.6/3 (1.1)
Eve 1.2/2 (0.7) 1.2/2 (0.8)	Eve 1.3/2 (0.7) 1.3/2 (0.7)	Veronica Mars 1.3/2 (0.7)	1.2/2 (0.7)

Thursday

8 p.m.	9 p.m.	10 p.m.	Avg. Rtg./Share
Extreme Makeover 3.5/7 (1.6) 3.8/7 (1.8)	Hooking Up 3.7/6 (2.1) 3.8/6 (2.3)	primetime-live 4.3/7 (2.0) 4.8/9 (2.2)	4.0/7 (2.0)
Big Brother 6 5.0/9 (3.0) 5.2/9 (3.4)	CSI 8.1/14 (4.0) 9.3/16 (4.3)	Without a Trace 8.3/14 (3.3) 8.4/15 (2.2)	7.4/13 (3.5)
Joey 3.1/6 (1.6) 3.1/6 (1.8)	Joey 3.3/6 (2.1) 3.6/6 (2.2)	Will & Grace 3.8/6 (2.5) 3.5/6 (2.3)	3.4/6 (2.1)
That '70s Show 3.0/6 (2.2) 3.1/6 (2.3)	The O.C. 1.8/3 (1.1) 1.7/3 (1.0)		2.4/4 (1.6)
Smallville 1.0/2 (0.6) 0.9/2 (0.5)	Beauty and the Geek 0.9/2 (0.6) 1.0/2 (0.6)		0.9/2 (0.6)
WWE SmackDown! 2.8/5 (1.5) 2.8/5 (1.7)	WWE SmackDown! 3.2/5 (2.0) 3.2/5 (2.1)		3.0/5 (1.8)

Friday

8 p.m.	9 p.m.	10 p.m.	Avg. Rtg./Share
8 Simple Rules 2.5/5 (1.1) 2.4/5 (1.2)	Hope & Faith 2.5/5 (1.2) 2.5/5 (1.2)	20/20 5.0/9 (2.0) 5.4/10 (2.3)	3.4/7 (1.5)
60 Minutes 3.6/8 (1.2) 3.4/7 (1.2)	JAG 2.7/5 (0.9) 2.9/5 (0.8)	Numb3rs 3.4/6 (1.5) 3.9/7 (1.8)	3.3/6 (1.2)
Dateline 4.1/9 (1.4) 4.6/9 (1.5)	Dateline 5.7/11 (1.9) 5.5/10 (1.8)	Law & Order: Trial by Jury 4.1/8 (1.5) 4.2/8 (1.5)	4.7/9 (1.6)
Movie: Undercover Brother 2.3/5 (1.5) 2.4/5 (1.6)	Reba 2.4/4 (1.6) 1.3/3 (0.8)		2.3/5 (1.5)
What I Like/You 1.1/2 (0.7) 1.1/2 (0.8)	Blue Collar TV 1.1/2 (0.8) 1.3/3 (0.8)	Living With Fran 1.3/2 (0.7)	1.2/2 (0.8)
Movie: Novocaine 1.1/2 (0.5) 1.1/2 (0.5)	Movie: Novocaine 1.0/2 (0.5) 1.0/2 (0.5)	"Hope & Faith" (ABC)	1.0/2 (0.5)

Saturday

8 p.m.	9 p.m.	10 p.m.	Avg. Rtg./Share
Wonderful World of Disney: The Princess Diaries 3.2/7 (1.2) 3.7/8 (1.4)	Wonderful World of Disney: The Princess Diaries 4.6/9 (1.8) 5.0/10 (2.0)	5.1/10 (2.3) 5.2/10 (2.4)	4.5/9 (1.9)
Big Brother 6 3.2/7 (1.7) 3.5/7 (2.1)	Rock Star: INXS 2.0/4 (1.3) 2.0/4 (1.4)	King of Queens 2.2/4 (1.6) 1.8/4 (1.2)	2.4/5 (1.5)
Movie: Godzilla 2.5/5 (1.3) 2.6/5 (1.4)	Movie: Godzilla 2.8/6 (1.6) 2.8/5 (1.6)	Dateline 3.8/7 (1.6) 5.2/10 (2.2)	3.3/7 (1.6)
Cops 2.9/6 (1.5) 3.5/7 (1.9)	Cops 3.8/8 (1.9) 4.1/8 (1.9)		3.6/7 (1.8)

Sunday

7 p.m.	8 p.m.	9 p.m.	10 p.m.	Avg. Rtg./Share
Extreme Makeover: Home Edition 3.0/6 (1.8) 3.3/6 (2.0)	Extreme Makeover: Home Edition 4.1/7 (2.6) 4.9/9 (3.2)	Desperate Housewives 4.2/7 (2.2) 4.2/7 (2.3)	Grey's Anatomy 3.7/6 (2.1) 3.7/7 (2.2)	3.9/7 (2.3)
60 Minutes 5.7/12 (1.5) 6.3/12 (1.7)	Cold Case 5.4/10 (1.7) 5.5/10 (1.9)	Movie: Gleason 4.1/7 (1.5) 4.0/7 (1.5)	Movie: Gleason 4.4/7 (1.7) 4.6/8 (2.0)	5.0/9 (1.7)
Dateline 3.8/8 (1.2) 4.4/8 (1.6)	Dateline 4.6/8 (1.7) 5.0/9 (1.8)	Law & Order: Criminal Intent 5.3/9 (2.1) 5.9/10 (2.4)	Crossing Jordan 5.2/9 (2.0) 5.4/10 (2.1)	4.9/9 (1.9)
Malcolm/Middle 2.3/5 (1.5) 2.5/5 (1.8)	King of the Hill 3.7/7 (2.9) 3.7/7 (2.9)	Princes of Malibu 2.6/5 (2.0) 3.6/6 (3.0)	Family Guy 3.6/6 (2.9) 3.6/6 (2.9)	3.1/5 (2.4)
Charmed 0.7/1 (0.3) 0.8/2 (0.4)	Charmed 1.2/2 (0.6) 1.2/2 (0.6)	Movie: Like Mike 1.3/2 (0.8) 1.6/3 (1.0)	Movie: Like Mike 1.7/3 (1.0)	1.2/2 (0.7)

THE RATINGS Wizard

BY NAOMIE WORRELL

Monday, July 11, 2005-Sunday, July 15, 2005
TV Season Week No. 43

Fox's coverage of the "MLB All-Star Game" helped the network take the week in adults 18 to 49 with a 2.5/7. CBS won in total viewers with 6.7 million.

Top Show of the Week

Adults 18 to 49: "MLB All-Star Game" (Fox, Tuesday) 4.3/13
Total viewers: "MLB All-Star Game" (Fox, Tuesday) 12.3 million

Top Shows by Day

MONDAY

Adults 18 to 49: "Hell's Kitchen" (Fox) 3.2/9
Total viewers: "Everybody Loves Raymond" (CBS) 7.9 million

TUESDAY

Adults 18 to 49: "MLB All-Star Game" (Fox) 4.3/13
Total viewers: "MLB All-Star Game" (Fox) 12.3 million

WEDNESDAY

Adults 18 to 49: "Brat Camp" (ABC) 3.9/12
Total viewers: "Brat Camp" (ABC) 10.4 million

THURSDAY

Adults 18 to 49: "CSI" (CBS) 4.1/12
Total viewers: "CSI" (CBS) 12.8 million

FRIDAY

Adults 18 to 49: "20/20" (ABC) 2.1/7
Total viewers: "20/20" (ABC) 7.3 million

SATURDAY

Adults 18 to 49: "Wonderful World of Disney: The Princess Diaries" (ABC) 1.9/7; "Big Brother" (CBS) 1.9/8; "Dateline" (NBC) 1.9/6; "Cops" (Fox) 1.9/7 and "America's Most Wanted" (Fox) 1.9/7
Total viewers: "Dateline" (NBC) 6.8 million

SUNDAY

Adults 18 to 49: "Family Guy" (Fox) 3.0/8
Total viewers: "Law & Order: Criminal Intent" (NBC) 8.1 million

Basic Cable Ratings

July 11-17

RANKED BY HOUSEHOLD AUDIENCE PROJECTIONS

		HOUSEHOLD RATING	COVERAGE RATING	HOUSEHOLDS (000)	
1.	NASCAR Nextel Cup, Sun., 2:13 p.m.	TNT	4.5	5.5	4,954
2.	MLB Home Run Derby, Mon., 8 p.m.	ESPN	4.1	4.9	4,439
3.	Movie: Murder/Hamptons, Mon., 9 p.m.	Lifetime	3.6	4.4	3,944
4.	The Closer, Mon., 9 p.m.	TNT	3.4	4.1	3,717
5.	Monk, Fri., 10 p.m.	USA	3.3	4.0	3,586
6.	WWE Raw Zone, Mon., 10 p.m.	Spike	3.1	3.8	3,386
7.	The Real World XVI, Tue., 10 p.m.	MTV	2.8	3.4	3,040
8.	Movie: Life is Ruff, Fri., 8 p.m.	Disney	2.7	3.5	3,008
t.	WWE Raw, Mon., 9 p.m.	Spike	2.7	3.3	2,958
10.	MLB: Yankees at Red Sox, Sun., 6 p.m.	ESPN	2.6	3.1	2,830

Note: Coverage area ratings are within each cable network's universe. Total U.S. ratings and household projections are based on 108.4 million TV homes. Ranking does not include programs under five minutes. Audience estimates are based on average minute tuning. Source: Nielsen Media Research

Top 10 Cable Network Ratings

Prime Time

	RATING	(000)
1. TNT	1.9	2,075
2. Disney	1.7	1,888
t. Lifetime	1.7	1,845
4. USA	1.5	1,680
5. Fox News	1.4	1,489
t. Nick at Nite	1.4	1,485
7. ESPN	1.3	1,377
8. Cartoon	1.1	1,233
t. Spike	1.1	1,182
t. TBS	1.1	1,182

Total Day

1. Nickelodeon	1.5	1,611
2. Nick at Nite	1.3	1,413
3. Disney	1.1	1,157
t. TNT	1.1	1,151
5. Cartoon	1.0	1,107
t. Adult Swim	1.0	1,042
t. Lifetime	1.0	1,042
8. TBS	0.7	794
t. Fox News	0.7	773
t. USA	0.7	751