








PERFORMANCE TRACKER








Weekly Prime-Time Ratings

Week of Sept. 5-11 Household ratings and shares (18-49 rating in parentheses)








Monday

8 p.m.		9 p.m.		10 p.m.		Avg. Rtg./Share
	5.7/10 (2.8)	6.7/11 (3.6)	College Football: Miami at Florida State 6.7/10 (3.8) 7.0/11 (3.8)		5.8/9 (3.2) 6.5/11 (3.5)	6.4/10 (3.4)
	King of Queens 4.3/7 (2.2)	Everybody/Ray 4.9/8 (2.5)	Two/Half Men 6.8/10 (3.4)	Two/Half Men 7.2/11 (3.8)	CSI: Miami 7.4/12 (3.8) 7.7/13 (3.9)	6.4/10 (3.3)
	Dateline 5.3/9 (2.5)	6.0/9 (2.7)	3.7/5 (1.6)	3.5/5 (1.5)	3.4/5 (1.6) 3.9/7 (1.9)	4.3/7 (2.0)
	Nanny 911 3.3/5 (2.1)	3.9/6 (2.6)	Prison Break 5.0/8 (3.8)	5.2/8 (4.0)		4.3/7 (3.1)
	7th Heaven 1.5/2 (0.8)	1.7/3 (1.0)	7th Heaven 1.6/2 (0.9)	1.6/2 (0.8)		1.6/2 (0.9)
	One on One 1.1/2 (0.7)	All of Us 1.2/2 (0.7)	Girlfriends 1.4/2 (0.9)	Half & Half 1.2/2 (0.8)		1.2/2 (0.8)








Tuesday

8 p.m.		9 p.m.		10 p.m.		Avg. Rtg./Share
	According to Jim 3.8/6 (2.1)	Rodney 3.4/5 (2.0)	According to Jim 4.2/6 (2.4)	Rodney 4.3/7 (2.5)	Boston Legal 3.6/6 (1.5) 3.8/7 (1.5)	3.9/6 (2.0)
	48 Hours: Disaster in the Delta 5.6/9 (2.1)	5.8/9 (2.4)	Big Brother 6 5.6/9 (3.3)	5.7/9 (3.5)	Rock Star: INXS 4.1/7 (3.0) 4.0/7 (3.0)	5.2/8 (2.9)
	Dateline 4.9/8 (2.2)	5.3/8 (2.5)	Tommy/College 2.9/5 (1.8)	The Office 2.1/3 (1.3)	Law & Order: SVU 5.7/9 (2.5) 6.3/11 (3.0)	4.5/7 (2.2)
	House 3.8/6 (2.0)	4.5/7 (2.4)	Prison Break 4.0/6 (2.3)	4.1/6 (2.4)		4.1/6 (2.3)
	Gilmore Girls 1.7/3 (1.1)	1.8/3 (1.2)	Gilmore Girls 2.2/3 (1.3)	2.2/3 (1.4)		2.0/3 (1.3)
	Girlfriends 1.6/3 (1.0)	Half & Half 1.6/3 (1.0)	R U the Girl 1.7/3 (1.0)	1.9/3 (1.2)		1.7/3 (1.1)








Wednesday

8 p.m.		9 p.m.		10 p.m.		Avg. Rtg./Share
	George Lopez 4.0/7 (2.1)	George Lopez 4.1/7 (2.4)	3.3/5 (1.9)	3.4/5 (2.1)	Lost 3.3/5 (2.1) 3.6/6 (2.3)	3.6/6 (2.1)
	The Cut 2.9/5 (1.3)	2.9/5 (1.4)	Rock Star: INXS 3.7/6 (2.6)	4.1/6 (2.9)	CSI: NY 5.2/8 (2.7) 5.6/10 (2.8)	4.1/7 (2.3)
	Meet Mister Mom 2.9/5 (1.4)	2.9/5 (1.6)	Law & Order 5.9/9 (2.4)	7.0/11 (2.9)	Law & Order 6.3/10 (2.6) 6.4/11 (2.6)	5.2/9 (2.3)
	So You Think You Can Dance 4.5/8 (2.5)	5.2/8 (3.0)	5.6/9 (3.4)	Bernie Mac Show 3.0/5 (2.0)		4.6/7 (2.7)
	One Tree Hill 1.1/2 (0.6)	1.0/2 (0.7)	1.2/2 (0.8)	1.2/2 (0.8)		1.1/2 (0.7)
	R U the Girl 1.9/3 (1.1)	2.0/3 (1.2)	Veronica Mars 1.5/2 (0.8)	1.6/2 (0.8)		1.7/3 (0.9)

Thursday





8 p.m.		9 p.m.		10 p.m.		Avg. Rtg./Share
	NFL Opening Kickoff 2005 4.3/8 (2.3)	5.2/9 (3.3)	NFL Showcase 10.2/17 (6.4)	NFL: Oakland Raiders at New England Patriots 13.3/21 (8.6)	13.2/21 (8.7) 11.3/19 (7.6)	9.9/17 (6.4)
	Big Brother 6 4.9/8 (2.9)	5.1/8 (3.2)	8.2/13 (4.0)	9.4/15 (4.6)	Without a Trace 8.0/13 (3.6) 8.0/14 (3.4)	7.3/12 (3.6)
	Joey 3.7/6 (2.0)	Will & Grace 3.8/6 (2.1)	Scrubs 3.2/5 (1.9)	3.0/5 (2.1)	ER 2.9/5 (1.8) 3.5/6 (2.1)	3.4/5 (2.0)
	The O.C. 4.6/8 (3.2)	5.0/8 (3.4)	4.5/7 (3.1)	4.3/7 (2.9)		4.6/7 (3.1)
	Smallville 1.5/3 (0.8)	1.5/2 (0.8)	1.2/2 (0.7)	1.2/2 (0.6)		1.4/2 (0.7)
	Eve 1.5/2 (0.8)	Eve 1.5/2 (0.8)	Cuts 1.2/2 (0.7)	Cuts 1.2/2 (0.7)		1.3/2 (0.7)

Friday







8 p.m.		9 p.m.		10 p.m.		Avg. Rtg./Share
	Shelter from the Storm *	*	Hope & Faith 2.2/4 (0.9)	Less/Perfect 2.4/4 (1.1)	20/20 4.0/7 (1.4) 4.9/9 (1.8)	3.4/6 (1.3)
	Shelter from the Storm *	*	3.1/6 (1.5)	Fashion Rocks! 2.8/5 (1.6) 2.5/4 (1.5)	2.6/5 (1.5)	2.7/5 (1.5)
	Shelter from the Storm *	*	4.5/8 (1.9)	Dateline 5.4/10 (2.3)	6.1/11 (2.8) 6.6/12 (3.2)	5.7/10 (2.5)
	Shelter from the Storm *	*	1.2/2 (0.7)	Reunion 1.5/3 (0.8)		1.3/2 (0.8)
	Shelter from the Storm *	*	Reba 1.1/2 (0.6)	What I Like/You 1.0/2 (0.6)		1.1/2 (0.6)
	Shelter from the Storm *	*	WWE Smackdown! 1.6/3 (1.0)	1.9/3 (1.1)		1.7/3 (1.0)

*Sustaining

Saturday

8 p.m.		9 p.m.		10 p.m.		Avg. Rtg./Share
	4.8/10 (2.3)	5.7/11 (2.9)	College Football: Texas at Ohio State 6.4/12 (3.3)	5.7/10 (3.1)	6.5/12 (3.5) 7.2/13 (3.9)	6.0/11 (3.2)
	2.4/5 (1.1)	U.S. Open Tennis: Women's Final 2.6/5 (1.2)	2.9/5 (1.3)	2.7/5 (1.5)	Big Brother 6 3.5/6 (2.2) 4.1/7 (2.6)	3.1/6 (1.6)
	Most Outrageous Live TV Moments 3.4/7 (1.6)	3.9/7 (1.9)	Live From New York: The First 5 Years of Saturday Night Live 3.5/6 (1.8)	3.8/7 (1.9)	4.0/7 (1.9) 4.2/8 (2.1)	3.8/7 (1.9)
	Cops 3.0/6 (1.6)	Cops 3.6/7 (2.1)	America's Most Wanted 4.0/7 (2.2)	3.9/7 (2.1)		3.6/7 (2.0)

Sunday

7 p.m.		8 p.m.		9 p.m.		10 p.m.		Avg. Rtg./Share
	America's Funniest Home Videos 3.5/6 (1.9)	4.1/7 (2.6)	Extreme Makeover: Home Edition 4.2/7 (2.7)	4.9/8 (3.3)	Extreme Makeover: Home Edition 5.0/7 (3.4)	5.1/8 (3.5)	Desperate Housewives 4.6/7 (2.7) 4.6/8 (2.6)	4.5/7 (2.8)
	U.S. Open/Men 5.2/10 (2.3)	60 Minutes 7.4/13 (2.6)	9.1/15 (3.1)	Cold Case 6.6/10 (2.6)	6.9/10 (2.7)	4.3/7 (2.0)	Movie: Ocean's Eleven 4.5/7 (2.6) 4.5/7 (2.5)	5.9/10 (2.5)
	Dateline 4.1/7 (1.2)	4.1/7 (1.5)	The West Wing 2.4/4 (0.8)	2.5/4 (0.9)	Law & Order: Criminal Intent 4.8/7 (1.8)	6.6/10 (2.5)	Crossing Jordan 5.5/9 (2.1) 5.9/10 (2.4)	4.5/7 (1.7)
	NFL Football 14.6/27 (9.2)	9.6/17 (6.4)	Simpsons 6.8/11 (5.2)	War at Home 5.3/8 (4.2)	Family Guy 5.5/8 (4.5)	American Dad 4.8/7 (3.8)		7.5/12 (5.4)
	Charmed 1.0/2 (0.5)	1.3/2 (0.8)	1.5/2 (0.7)	Movie: Save the Last Dance 1.6/3 (0.8)	2.0/3 (1.1)	2.2/3 (1.1)		1.6/3 (0.8)

Source: Nielsen Media Research

THE RATINGS Wizard

BY NAOMIE WORRELL

Monday, Sept. 5, 2005-Sunday, Sept. 11, 2005
TV Season Week No. 51

ABC and Fox tied for the week in adults 18 to 49 a 3.1/8. The NFL season opener and college football coverage made ABC the top network in total viewers with 8.3 million.

Top Show of the Week

Adults 18 to 49: "NFL: Oakland Raiders at New England Patriots" (ABC, Thursday) 7.7/23
Total viewers: "NFL: Oakland Raiders at New England Patriots" (ABC, Thursday) 18 million

Top Shows by Day

MONDAY

Adults 18 to 49: "CSI: Miami" (CBS) 3.9/10 and "Prison Break" (Fox) 3.9/9
Total viewers: "CSI: Miami" (CBS) 11.3 million

TUESDAY

Adults 18 to 49: "Big Brother 6" (CBS) 3.4/9
Total viewers: "Law & Order: SVU" (CBS) 8.5 million

WEDNESDAY

Adults 18 to 49: "So You Think You Can Dance" (Fox) 3.0/9
Total viewers: "Law & Order" (NBC) 9.2 million

THURSDAY

Adults 18 to 49: "NFL: Oakland Raiders at New England Patriots" (ABC) 7.7/23
Total viewers: "NFL: Oakland Raiders at New England Patriots" (ABC) 18 million

FRIDAY

Adults 18 to 49: Sustaining
Total viewers: Sustaining

SATURDAY

Adults 18 to 49: "College Football: Texas at Ohio State" (ABC) 3.4/11
Total viewers: "College Football: Texas at Ohio State" (ABC) 9.9 million

SUNDAY

Adults 18 to 49: "The Simpsons" (Fox) 5.2/14
Total viewers: "The Simpsons" (Fox) 11.1 million ■

Basic Cable Ratings

September 5-11

RANKED BY HOUSEHOLD AUDIENCE PROJECTIONS		HOUSEHOLD RATING	COVERAGE RATING	HOUSEHOLDS (000)
1. NFL Football, Sun., 8:28 p.m.	ESPN	7.4	9.1	8,161
2. The Closer, Mon., 9 p.m.	TNT	4.2	5.1	4,614
3. The Flight That Fought Back, Sun., 9 p.m.	Disc.	4.1	5.1	4,568
4. Chevy Rock 'n' Roll 400, Sat., 7:32 p.m.	TNT	3.3	4.1	3,676
5. NFL PrimeTime, Sun., 7:30 p.m.	ESPN	3.1	3.8	3,414
6. Movie: Holes, Sat., 8 p.m.	Disney	3.0	3.9	3,357
t. WWE Raw Zone, Mon., 10 p.m.	Spike	3.0	3.7	3,275
8. The O'Reilly Factor, Tue., 8 p.m.	FNC	2.9	3.7	3,218
t. The O'Reilly Factor, Thur., 8 p.m.	FNC	2.9	3.7	3,204
t. Real World XVI, Tue., 10 p.m.	MTV	2.9	3.5	3,147

Note: Coverage area ratings are within each cable network's universe. Total U.S. ratings and household projections are based on 108.4 million TV homes. Ranking does not include programs under five minutes. Audience estimates are based on average minute tuning. Source: Nielsen Media Research

Top 10 Cable Network Ratings

September 5-11

HOUSEHOLDS		RATING	(000)
1. TNT		2.2	2,376
2. Fox News		1.9	2,123
3. ESPN		1.8	1,935
4. Disney		1.7	1,875
5. CNN		1.5	1,610
6. USA		1.4	1,544
t. Spike		1.4	1,499
8. Nick at Nite		1.3	1,433
9. Lifetime		1.2	1,368
10. Cartoon		1.1	1,224

Prime Time

	RATING	(000)
1. TNT	2.2	2,376
2. Fox News	1.9	2,123
3. ESPN	1.8	1,935
4. Disney	1.7	1,875
5. CNN	1.5	1,610
6. USA	1.4	1,544
t. Spike	1.4	1,499
8. Nick at Nite	1.3	1,433
9. Lifetime	1.2	1,368
10. Cartoon	1.1	1,224

Total Day

1. Nickelodeon	1.4	1,540
2. Fox News	1.2	1,358
3. Nick at Nite	1.1	1,261
4. TNT	1.0	1,121
t. Disney	1.0	1,072
t. CNN	1.0	1,061
7. Cartoon	0.8	929
t. Adult Swim	0.8	921
t. Lifetime	0.8	864
10. ESPN	0.7	775

