


PERFORMANCE TRACKER

Weekly Prime-Time Ratings


Week of Feb. 7-Feb. 13 Household ratings and shares (18-49 rating in parentheses)

Time-slot winner by households
Nightly winner by households


Monday

8 p.m.	9 p.m.	10 p.m.	Avg. Rtg./Share
abc Extreme Makeover: Home Edition 5.1/8 (2.7)	The Bachelorette 6.1/9 (4.0)	Supernanny 7.4/11 (4.7)	6.4/10 (4.0)
Still Standing 6.8/10 (3.3)	Listen Up 6.3/9 (3.0)	CSI: Miami 12.5/19 (6.8)	10.0/15 (5.2)
Fear Factor 6.1/9 (4.3)	Las Vegas 7.4/11 (4.5)	Medium 9.1/14 (5.7)	7.8/12 (5.0)
Trading Spouses 4.9/8 (3.3)	24 6.8/10 (4.7)		6.1/9 (4.2)
7th Heaven 4.5/7 (2.3)	Everwood 3.3/5 (1.7)	Half & Half 2.4/4 (1.5)	3.9/6 (2.1)
One on One 2.2/3 (1.2)	Girlfriends 2.7/4 (1.7)		2.5/4 (1.4)


Tuesday

8 p.m.	9 p.m.	10 p.m.	Avg. Rtg./Share
abc My Wife and Kids 4.1/6 (2.2)	George Lopez 3.9/6 (2.2)	NYPD Blue 6.5/10 (3.1)	5.5/9 (2.9)
Navy: NCIS 8.4/13 (2.6)	According to Jim 6.2/9 (3.8)	Amazing Race 6 7.8/12 (5.3)	8.0/12 (4.4)
Most Outrageous Live TV Moments 4.0/6 (1.7)	Scrubs 4.4/7 (3.2)	Law & Order: SVU 9.2/15 (5.1)	6.0/9 (3.3)
American Idol 15.3/24 (11.1)	House 9.9/15 (6.2)		13.0/19 (9.0)
Gilmore Girls 3.9/6 (2.7)	One Tree Hill 3.0/4 (2.0)		3.5/5 (2.4)
All of Us 1.7/3 (0.7)	Eve 1.7/3 (0.8)	Veronica Mars 2.0/3 (1.2)	1.9/3 (1.0)


Wednesday

8 p.m.	9 p.m.	10 p.m.	Avg. Rtg./Share
abc Last 11.1/18 (7.0)	Alias 7.0/10 (4.7)	Wife Swap 5.9/9 (4.1)	8.1/13 (5.4)
60 Minutes 6.6/10 (1.9)	King of Queens 6.0/9 (3.2)	CSI: NY 8.5/13 (4.6)	7.1/11 (3.3)
Sports Illustrated: Swimsuit/Search 3.8/6 (2.0)	The West Wing 6.3/9 (2.7)	Law & Order 8.9/14 (4.1)	6.4/10 (3.0)
That '70s Show 5.6/9 (4.1)	American Idol 14.5/22 (10.6)		10.5/16 (7.7)
Smallville 3.0/5 (2.3)	Jack & Bobby 1.6/2 (1.0)		2.3/4 (1.7)
Road to Stardom With Missy Elliott 2.0/3 (1.4)	Kevin Hill 1.4/2 (0.8)		1.7/3 (1.1)

Thursday

8 p.m.	9 p.m.	10 p.m.	Avg. Rtg./Share
abc 5.3/8 (2.4)	Extreme Makeover: Home Edition 5.7/9 (2.7)	primetime-live 6.1/10 (2.7)	5.8/9 (2.7)
CSI 10.1/16 (4.3)	CSI 16.8/25 (8.8)	Without a Trace 13.2/21 (6.4)	13.6/21 (6.7)
Joey 7.4/12 (4.6)	The Apprentice 3 9.4/14 (6.9)	ER 11.5/18 (7.9)	9.6/15 (6.7)
The O.C. 5.1/8 (3.6)	Point Pleasant 2.7/4 (1.8)		3.9/6 (2.7)
Movie: Sugar & Spice 1.5/2 (0.7)	WWE SmackDown! 3.6/5 (1.8)		1.3/2 (0.6)
			3.5/5 (1.8)


Friday

8 p.m.	9 p.m.	10 p.m.	Avg. Rtg./Share
abc 8 Simple Rules 5.0/9 (2.1)	Hope & Faith 5.5/9 (2.9)	20/20 6.9/12 (3.5)	5.6/10 (2.8)
Joan of Arcadia 4.9/9 (1.7)	JAG 6.1/10 (1.8)	Numb3rs 7.0/12 (3.1)	6.2/11 (2.3)
Dateline 6.7/12 (2.3)	Third Watch 6.3/10 (2.5)	Medical Investigation 5.4/9 (2.4)	6.2/11 (2.5)
Bernie Mac 3.3/6 (2.3)	Jonny Zero 2.6/4 (1.8)		3.0/5 (2.1)
What I Like/You 2.1/4 (1.5)	Reba 3.1/5 (2.2)		2.3/4 (1.6)
Enterprise 2.0/3 (1.2)	Road to Stardom With Missy Elliott 0.8/1 (0.5)		1.4/2 (0.8)

Saturday

8 p.m.	9 p.m.	10 p.m.	Avg. Rtg./Share
abc Charlie Brown 3.6/7 (1.8)	Happy Days 30th Anniversary Reunion 3.4/6 (2.0)		3.6/6 (2.0)
Wickedly Perfect 3.0/6 (1.5)	Crimetime Saturday 4.8/8 (2.2)	48 Hours: Mystery 4.7/8 (2.0)	4.4/8 (2.0)
Law & Order 5.4/10 (1.8)	Law & Order: Criminal Intent 5.6/10 (2.1)	Law & Order: SVU 7.0/12 (3.0)	6.3/11 (2.4)
	NASCAR Budweiser Shootout 5.1/9 (3.7)		5.3/10 (3.9)

Sunday

7 p.m.	8 p.m.	9 p.m.	10 p.m.	Avg. Rtg./Share
abc Extreme Makeover: Home Edition 5.9/10 (3.6)	Desperate Housewives 13.6/20 (9.4)	Boston Legal 8.7/14 (5.1)		9.7/15 (6.4)
60 Minutes 8.4/14 (2.6)	The 47th Annual Grammy Awards 12.2/18 (8.4)			11.0/17 (6.8)
Dateline 4.3/7 (1.5)	Law & Order: Criminal Intent 5.6/9 (1.8)	Law & Order: Criminal Intent 8.5/12 (3.6)	Crossing Jordan 8.1/13 (3.7)	6.9/11 (2.8)
King of the Hill 3.0/5 (2.2)	Simpsons 4.8/7 (3.8)	Family Guy 3.1/5 (2.5)	Simpsons 3.3/5 (2.5)	3.5/5 (2.7)
Summerland 0.8/1 (0.3)	Charmed 1.9/3 (1.3)	Steve Harvey's Big Time 1.4/2 (0.8)		1.4/2 (0.8)

THE RATINGS Wizard

BY NAOMIE WORRELL

Monday, Feb. 7, 2005-Sunday, Feb. 13, 2005
TV Season Week No. 21

Fox and CBS won the week in adults 18 to 49 with a 4.5/12. CBS won in total viewers with 13.5 million.

Top Show of the Week

Adults 18 to 49: "American Idol" (Fox, Tuesday) 12.0/30
Total viewers: "American Idol" (Fox, Tuesday) 28.7 million

Top Shows by Day

MONDAY

Adults 18 to 49: "CSI: Miami" (CBS) 6.8/17
Total viewers: "CSI: Miami" (CBS) 18.8 million

TUESDAY

Adults 18 to 49: "American Idol" (Fox) 12.0/30
Total viewers: "American Idol" (Fox) 28.7 million

WEDNESDAY

Adults 18 to 49: "American Idol" (Fox) 11.4/26
Total viewers: "American Idol" (Fox) 26 million

THURSDAY

Adults 18 to 49: "CSI" (CBS) 9.2/22
Total viewers: "CSI" (CBS) 27.8 million

FRIDAY

Adults 18 to 49: "20/20" (ABC) 3.2/9 and "Numb3rs" (CBS) 3.2/9
Total viewers: "Numb3rs" (CBS) 10.6 million

SATURDAY

Adults 18 to 49: "Law & Order: SVU" (NBC) 3.0/9
Total viewers: "Law & Order: SVU" (NBC) 10.1 million

SUNDAY

Adults 18 to 49: "Desperate Housewives" (ABC) 9.7/21
Total viewers: "Desperate Housewives" (ABC) 22.3 million ■

Basic Cable Ratings

For the Week of Feb. 7-Feb. 13

RANKED BY HOUSEHOLD AUDIENCE PROJECTIONS	HOUSEHOLD RATING	COVERAGE RATING	HOUSEHOLDS (000)	
1. NFL Pro Bowl, Sun., 7:28 p.m.	ESPN	4.1	5.1	4,539
2. Blue Collar Cmdy Tour2, Sun., 8 p.m.	Comedy	3.4	4.3	3,742
3. The Fairly OddParents, Sat., 10 a.m.	Nick	3.1	3.8	3,422
t. Monk, Fri., 10 p.m.	USA	3.1	3.8	3,416
t. WWE Raw Zone, Mon., 10 p.m.	Spike	3.1	3.8	3,394
6. SpongeBob SquarePants, Sat., 9:30 a.m.	Nick	3.0	3.7	3,325
7. WWE Raw, Mon., 9 p.m.	Spike	2.9	3.6	3,218
t. SpongeBob SquarePants, Sat., 9 a.m.	Nick	2.9	3.6	3,186
t. Law & Order, Tue., 9 p.m.	TNT	2.9	3.5	3,155
10. The Fairly OddParents, Sun., 10 a.m.	Nick	2.8	3.4	3,017

Note: Coverage area ratings are within each cable network's universe. Total U.S. ratings and household projections are based on 108.4 million TV homes. Ranking does not include programs under five minutes. Audience estimates are based on average minute tuning. Source: Nielsen Media Research

Top 10 Cable Network Ratings

For the Week of Feb. 7-Feb. 13

HOUSEHOLDS	RATING	(000)
1. TNT	1.6	1,789
t. ESPN	1.6	1,780
3. Nick at Nite	1.4	1,566
t. USA	1.4	1,501
t. Cartoon	1.4	1,497
6. Lifetime	1.3	1,465
t. Disney	1.3	1,373
8. TBS	1.1	1,210
t. Comedy	1.1	1,187
10. Fox News	1.0	1,137

Total Day

1. Nickelodeon	1.4	1,581
2. Nick at Nite	1.1	1,260
3. TNT	1.0	1,124
t. Cartoon	1.0	1,118
5. Lifetime	0.9	948
t. Disney	0.9	944
7. USA	0.8	852
8. TBS	0.7	773
9. ESPN	0.6	666
t. Fox News	0.6	653