












# OFFICIAL 2007 NCAA<sup>®</sup> MEN'S BASKETBALL RECORDS BOOK








# OFFICIAL 2007 NCAA<sup>®</sup> MEN'S BASKETBALL RECORDS BOOK





---

**THE NATIONAL COLLEGIATE ATHLETIC ASSOCIATION**

P.O. Box 6222, Indianapolis, Indiana 46206-6222

317/917-6222

[www.ncaa.org](http://www.ncaa.org)

November 2006

**Compiled By:**

Gary K. Johnson, *Associate Director of Statistics.*

Sean W. Straziscar, *Associate Director of Statistics.*

Jeff Williams, *Assistant Director of Statistics.*

Kevin Buerge, *Statistics Assistant.*

**ON THE COVER**

Top row (left to right): Earl Monroe, Steve Alford and Bob Knight, Elvin Hayes and David Zellmann. Second row: Jeff Gibbs, Jason Kidd, Pete Maravich and Dave Robbins. Third row: Dennie Bridges, Marques Fitch, Elmore Smith and Andre Foreman. Bottom row: Bevo Francis, John Chaney, Greg Grant and Curtis Staples.

Distributed to sports information directors and conference publicity directors.

NCAA, NCAA logo and National Collegiate Athletic Association are registered marks of the Association and use in any manner is prohibited unless prior approval is obtained from the Association.

Copyright, 2006, by the National Collegiate Athletic Association.

Printed in the United States of America.


ISSN 1089-5280

NCAA 55822-11/06

# Contents

---

New to This Book .....	4
School Name-Change/Abbreviation Key .....	5
Division I Records .....	9
Division II Records .....	83
Division III Records .....	101
Individual Collegiate Records.....	117
Award Winners.....	127
Coaching Records.....	145
Championships.....	173
Statistical Leaders .....	209
Attendance Records.....	233
Playing-Rules History.....	245
Conferences .....	255
2006 Results .....	281





# New To this Book

---

## Division I Records

	<b>Page</b>
Double-Double and Triple-Double Records.....	11
Largest Scoring Run vs. a Division I Opponent.....	12
Fewest Team Points Allowed in a Half .....	13
List of Triple-Doubles in a Season .....	20
List of Consecutive Triple-Doubles in a Season .....	20
List of Double-Doubles in a Season .....	20
List of Double-Doubles by a Freshman in a Season.....	21
List of Consecutive Double-Doubles in a Season.....	21
List of Most Triple-Doubles in a Career .....	27
List of Most Double-Doubles in a Career.....	27
List of Most Consecutive Double-Doubles in a Career .....	27

## Coaching Records

	<b>Page</b>
List of Adolph Rupp Cup winners .....	167
List of Jim Phelan Award winners.....	167

## Attendance Records

	<b>Page</b>
Lists of All-Time Division Total Attendance Leaders by Conference.....	238
Lists of All-Time Division Average Attendance Leaders by Conference .....	238
Lists of All-Time Division Total Attendance Leaders by School .....	239
Lists of All-Time Division Average Attendance Leaders by School.....	239

## Playing-Rules History

	<b>Page</b>
First public release of the RPI.....	252
First player to dunk in the NCAA tournament .....	252
First time 65 teams were entered into the NCAA tournament .....	253
First player to dunk .....	253

## Conferences

	<b>Page</b>
List of Teams with the Most Regular Season Conference Titles .....	269
List of Conferences that Reclassifying and Provisional Teams will be Joining ...	271

# School Name- Change/ Abbreviation Key

The following players changed their names after their collegiate careers ended. They are listed throughout the book by the names under which they played in college (those listed at the left). Their current names are listed below. In addition, various schools have changed their name. The current school name is listed along with other names by which the schools have been referred.

## PLAYER name changes

### Name as a collegian:

Lew Alcindor (UCLA)	Kareem Abdul-Jabbar
Walt Hazzard (UCLA)	Mahdi Abdul-Rahmad
Chris Jackson (LSU)	Mahmoud Abdul-Rauf
Akeem Olajuwon (Houston)	Hakeem Olajuwon
Don Smith (Iowa St.)	Zaid Abdul-Aziz
Keith Wilkes (UCLA)	Jamaal Wilkes
Jason Williams (Duke)	Jay Williams


### Changed to:

## SCHOOL name changes

### Current school name:

Akron	Buchtel
Albertson	Col. of Idaho
Alcorn St.	Alcorn A&M
Alliant Int'l	U.S. Int'l; Cal Western
Arcadia	Beaver
Arizona St.	Tempe St.
Ark.-Pine Bluff	Arkansas AM&N
Armstrong Atlantic	Armstrong St.
Auburn	Alabama Poly
Augusta St.	Augusta
Benedictine (Ill.)	Ill. Benedictine
Bradley	Bradley Tech
UC Davis	California Aggies
Cal St. East Bay	Cal St. Hayward
Cal St. Fullerton	Orange County State College; Orange St.
Cal St. L.A.	Los Angeles St.
Cal St. Northridge	San Fernando Valley St.
Carnegie Mellon	Carnegie Tech
Case Reserve	Case Institute of Technology
Central Conn. St.	New Haven St.
Central Mich.	Mt. Pleasant
Central Mo.	Central Mo. St.
Central Okla.	Central St. (Okla.)
Charleston So.	Baptist (S.C.)
Charleston (W.V.)	Morris Harvey
Charlotte	UNC Charlotte
Chattanooga	Tenn.-Chatt.
Cleveland St.	Fenn
Colorado St.	Colorado A&M
Colorado St.-Pueblo	Southern Colo.
Columbus St.	Columbus
Concordia (Calif.)	Christ College-Irvine
Crown (Minn.)	St. Paul Bible
Dayton	St. Mary's Institute
Delaware Val.	National Aggies
DeSales	Allentown
Detroit	Detroit Mercy; Detroit Tech
Dist. of Columbia	Federal City
Dominican	Rosary
Drexel	Drexel Tech
Dubuque	Columbia Col.
Duke	Trinity (N.C.)
Eastern Conn. St.	Willimantic St.
Eastern Mich.	Michigan Normal
Eckerd	Fla. Presbyterian
Emporia St.	Kansas St. Normal
FDU-Florham	FDU-Madison
Farmington St.	Me.-Farmington
Fort Hays St.	Kansas St. Normal-Western
Fresno St.	Fresno Pacific
Idaho St.	Academy of Idaho; Idaho Tech. Inst.; Idaho-Southern

### Changed from:







Ill.-Chicago	Ill.-Chicago Circle
Illinois St.	Illinois St. Normal; Illinois Normal
Indiana (Pa.)	Indiana St. (Pa.)
Indianapolis	Indiana Central
Iowa	State University of Iowa
Iowa St.	Ames
James Madison	Madison
Johnson C. Smith	Johnson Smith
Kansas St.	Kansas Aggies
Kean	Newark St.
Kent St.	Kent
La Sierra	Loma Linda
Lamar	Lamar Tech
Liberty	Lynchburg Baptist; Liberty Baptist
La.-Lafayette	Southwestern La.
La.-Monroe	Northeast La.
Loyola Marymount	St. Vincent; Loyola U. of L.A.
Lycoming	Williamsport Dickinson Seminary
Lynn	College of Boca Raton
Lyon	Arkansas Col.
Maritime (N.Y.)	N.Y. Maritime
Martin Luther	Northwestern (Minn.); Dr. Martin Luther
Marycrest Int'l	Teikyo Marycrest
Md.-East. Shore	Maryland St.
Massachusetts	Massachusetts St.; Massachusetts Agriculture Col.
Mass.-Dartmouth	Southeastern Mass.
Mass.-Lowell	Lowell; Lowell St.; Lowell Tech
McDaniel	Western Md.
Memphis	Memphis St.; West Tenn. St. Normal
Michigan Tech.	Michigan Mines and Tech
Millersville	Millersville St.
Millikin	James Millikin
Minn. St. Mankato	Mankato St.
Minn. St. Moorhead	Moorhead St.
Mississippi Col.	Mississippi A&M
Mississippi Val.	Mississippi Vocational
Missouri St.	Southwest Mo. St.
Mo.-Rolla	Missouri School of Mines
Mont. St.-Billings	Eastern Montana
Montana St.-Northern	Northern Montana
Neb.-Kearney	Kearney St.
Neb.-Omaha	Omaha
New England U.	St. Francis (Me.)
New Jersey City	Jersey City St.
N.J. Inst. of Tech.	Newark Engineering
New Mexico St.	New Mexico A&M
New Orleans	Louisiana St. (N.O.)
North Ala.	Florence St.
N.C. Central	North Caro. College
UNC Pembroke	Pembroke St.
North Central Texas	Cooke County
North Texas	North Tex. St.
Northeastern St.	Northeastern Okla. St.
Northern Ariz.	Arizona St.-Flagstaff
Northern Colo.	Colorado St. Col.
Okla. Panhandle	Panhandle A&M; Panhandle St.
Oklahoma St.	Oklahoma A&M
Old Dominion	William & Mary (Norfolk)
Penn St.-Berks	Penn St. Berks-Lehigh Val.; Berks & Lehigh
Penn St.-Harrisburg	Penn St.-Capitol
Pepperdine	George Pepperdine
Phila. Sciences	Philadelphia Pharmacy
Philadelphia U.	Philadelphia Textile
Pittsburgh	Western Pennsylvania
Polytechnic (N.Y.)	New York Poly; Brooklyn Poly
Portland St.	Vanport
Post	Teikyo Post
Rhodes	Southwestern (Tenn.)
Rice	Rice Institute
Richard Stockton	Stockton St.
Rochester Inst.	Mechanics Institute
Rose-Hulman	Rose Polytechnic Institute
Rowan	Glassboro St.
Salem Int'l	Salem-Teikyo; Salem
Samford	Howard Col.
S.C. Upstate	S.C.-Spartanburg
Southern Ark.	Magnolia A&M
Southern Conn. St.	New Britain St.
Southern Ind.	Indiana St.-Evansville
Southern Me.	Maine Portland-Gorham; Gorham St. (Me.)
Southern Miss.	Mississippi Southern Col.; Mississippi Normal
Southern N.H.	New Hamp. Col.
Southern U.	Southern B.R.

Southwest Minn. St. ....	Southwest St.
Stevens Institute .....	Stevens Tech
Taylor-Ft. Wayne .....	Summit Christian
Tex. A&M-Commerce .....	East Texas St.
Tex. A&M-Kingsville .....	Texas A&I
Tex.-Pan American .....	Pan American
Texas St. ....	Southwest Tex. St.
Towson .....	Towson St.
Troy .....	Troy St.
Truman .....	Northeast Mo. St.; Truman St.
Tulsa .....	Henry Kendall
Washburn .....	Lincoln Col.
Washington-St. Louis .....	Washington (Mo.)
Washington St. ....	Washington Agricultural Col.
West Ala. ....	Livingston
West Tex. A&M .....	West Texas St.
Western N.M. ....	New Mexico Western
Western Ore. ....	Monmouth Normal; Oregon Tech; Oregon College of Education
Western St. ....	Colo. Western; Colorado Normal
Westmar .....	Western Union Col.; Teikyo Westmar
Wichita St. ....	Fairmount
Widener .....	Pennsylvania Military Col.
Wm. Paterson .....	Paterson St.
Wis.-Superior .....	Superior Normal
Xavier .....	St. Xavier

In the early days of colleges and universities, many schools used the designation of Teachers College. Due to the high numbers of such schools, they are not listed here.

### **SCHOOLS also known as**

<b>Current school name:</b>	<b>Also known as:</b>
A&M-Copus Christi .....	Tex. A&M-Corpus Christi
Air Force .....	U.S. Air Force Academy
Apprentice School .....	Newport News
Army .....	U.S. Military Academy; West Point
Baruch .....	Bernard M. Baruch
Case Reserve .....	Case Western Reserve
CCNY .....	City College of New York
Coast Guard .....	U.S. Coast Guard Academy
GC&SU .....	Georgia College & State
Hawthorne .....	Nathaniel Hawthorne
IPFW .....	Indiana/Purdue-Ft. Wayne
IUPUI .....	Indiana/Purdue-Indianapolis
Lehman .....	Herbert H. Lehman
Lipscomb .....	David Lipscomb
Long Island .....	LIU-Brooklyn
LSU .....	Louisiana St.
Mass. Liberal Arts .....	Massachusetts College (was North Adams St.)
Merchant Marine .....	King's Point; U.S. Merchant Marine Academy
MIT .....	Massachusetts Institute of Technology
Navy .....	U.S. Naval Academy
NYCCT .....	City Tech; New York City Tech
NYIT .....	New York Institute of Technology; New York Tech
Rensselaer .....	RPI, Rensselaer Poly Inst.
Rochester Inst. ....	RIT
Sewanee .....	University of the South
SMU .....	Southern Methodist
Southampton .....	LIU-Southampton
TCNJ .....	The College of New Jersey (was Trenton St.)
TCU .....	Texas Christian (was AddRan Christian)
UAB .....	Ala.-Birmingham
UCF .....	Central Fla. (was Florida Tech)
UCLA .....	University of California, Los Angeles
UMBC .....	Md.-Balt. County
UMKC .....	Mo.-Kansas City
UNI .....	Northern Iowa (was Iowa Normal; State Col. of Iowa)
UNLV .....	Nevada-Las Vegas (was Nevada Southern)
UTEP .....	Texas-El Paso (was Texas Western)
UTSA .....	Texas-San Antonio
VCU .....	Va. Commonwealth
VMI .....	Va. Military
WPI .....	Worcester Poly Inst.; Worcester Tech

### **SCHOOL MERGERS**

<b>Current school name:</b>	<b>Two Schools Merged &amp; Year:</b>
Case Reserve .....	Case Tech & Western Reserve; 1971-72
Mass.-Lowell .....	Lowell St. & Lowell Tech; 1975-76









# Division I Records

Individual Records .....	10
Team Records .....	12
All-Time Individual Leaders .....	14
Annual Individual Champions .....	31
Miscellaneous Player Information.....	33
All-Time Team Leaders .....	34
Annual Team Champions .....	42
Statistical Trends .....	46
All-Time Winningest Teams .....	47
Winningest Teams By Decade .....	51
Winningest Teams Over Periods of Time.....	52
Winning Streaks .....	53
Rivalries.....	54
Associated Press (A.P.) Poll Records.....	55
Week-by-Week A.P. Polls.....	61
Final Season Polls .....	76



## Individual Records

Basketball records are confined to the "modern era," which began with the 1937-38 season, the first without the center jump after each goal scored. Except for the school's all-time won-lost record or coaches' records, only statistics achieved while an institution was an active member of the NCAA are included in team or individual categories. Official weekly statistics rankings in scoring and shooting began with the 1947-48 season; individual rebounds were added for the 1950-51 season, although team rebounds were not added until 1954-55. Assists were added in 1983-84, blocked shots and steals were added in 1985-86 and three-point field goals were added in 1986-87. For Triple-Doubles and Double-Doubles, the individual has to reach double figures in two or more of the following categories: points, rebounds, assists, blocked shots or steals. Triple-Doubles and Double-Doubles include only the years in which each category was officially kept by the NCAA. Scoring, rebounding, assists, blocked shots and steals are ranked on total number and on per-game average; shooting, on percentage. In statistical rankings, the rounding of percentages and/or averages may indicate ties where none exist. In these cases, the numerical order of the rankings is accurate. In 1973, freshmen became eligible to compete on the varsity level.

### Scoring

#### POINTS

##### Game

100—Frank Selvy, Furman vs. Newberry, Feb. 13, 1954 (41 FGs, 18 FTs)

##### Season

1,381—Pete Maravich, LSU, 1970 (522 FGs, 337 FTs, 31 games)

##### Career

3,667—Pete Maravich, LSU, 1968-70 (1,387 FGs, 893 FTs, 83 games)

#### POINTS VS. DIVISION I OPPONENT

##### Game

72—Kevin Bradshaw, U.S. Int'l vs. Loyola Marymount, Jan. 5, 1991

#### AVERAGE PER GAME

##### Season

44.5—Pete Maravich, LSU, 1970 (1,381 in 31)

##### Career

44.2—Pete Maravich, LSU, 1968-70 (3,667 in 83)

#### POINTS IN FIRST CAREER GAME

##### Game

52—Wilt Chamberlain, Kansas vs. Northwestern, Dec. 5, 1956

#### COMBINED POINTS, TWO TEAMMATES

##### Game

125—Frank Selvy (100) and Darrell Floyd (25), Furman vs. Newberry, Feb. 13, 1954

#### COMBINED POINTS, TWO TEAMMATES VS. DIVISION I OPPONENT

##### Game

92—Kevin Bradshaw (72) and Isaac Brown (20), U.S. Int'l vs. Loyola Marymount, Jan. 5, 1991

#### COMBINED POINTS, TWO OPPOSING PLAYERS ON DIVISION I TEAMS

##### Game

115—Pete Maravich (64), LSU and Dan Issel (51), Kentucky, Feb. 21, 1970

#### GAMES SCORING AT LEAST 50 POINTS

##### Season

10—Pete Maravich, LSU, 1970

##### Season—Consecutive Games

3—Pete Maravich, LSU, Feb. 10 to Feb. 15, 1969

##### Career

28—Pete Maravich, LSU, 1968-70

#### GAMES SCORING AT LEAST 40 POINTS

##### Career

56—Pete Maravich, LSU, 1968-70

#### GAMES SCORING IN DOUBLE FIGURES

##### Career

132—Danny Manning, Kansas, 1985-88

#### CONSECUTIVE GAMES

##### SCORING IN DOUBLE FIGURES

##### Career

115—Lionel Simmons, La Salle, 1987-90

## Field Goals

#### FIELD GOALS

##### Game

41—Frank Selvy, Furman vs. Newberry, Feb. 13, 1954 (66 attempts)

##### Season

522—Pete Maravich, LSU, 1970 (1,168 attempts)

##### Career

1,387—Pete Maravich, LSU, 1968-70 (3,166 attempts)

#### CONSECUTIVE FIELD GOALS

##### Game

16—Doug Grayson, Kent St. vs. North Carolina, Dec. 6, 1967 (18 of 19)

##### Season

25—Ray Voelkel, American, 1978 (during nine games, Nov. 24-Dec. 16)

#### FIELD-GOAL ATTEMPTS

##### Game

71—Jay Handlan, Wash. & Lee vs. Furman, Feb. 17, 1951 (30 made)

##### Season

1,168—Pete Maravich, LSU, 1970 (522 made)

##### Career

3,166—Pete Maravich, LSU, 1968-70 (1,387 made)

#### FIELD-GOAL PERCENTAGE

##### Game

(Min. 15 made) 100%—Clifford Rozier, Louisville vs. Eastern Ky., Dec. 11, 1993 (15 of 15)

(Min. 20 made) 95.5%—Bill Walton, UCLA vs. Memphis, March 26, 1973 (21 of 22)

##### \*Season

74.6%—Steve Johnson, Oregon St., 1981 (235 of 315)

\*Based on qualifiers for national championship.

##### Career

(Min. 400 made and 4 made per game) 67.8%—Steve Johnson, Oregon St., 1976-81 (828 of 1,222)

## Three-Point Field Goals

#### THREE-POINT FIELD GOALS

##### Game

15—Keith Veney, Marshall vs. Morehead St., Dec. 14, 1996 (25 attempts)

##### Season

158—Darrin Fitzgerald, Butler, 1987 (362 attempts)

##### Career

457—J.J. Redick, Duke, 2003-06 (1,126 attempts)

#### THREE-POINT FIELD GOALS MADE PER GAME

##### Season

5.6—Darrin Fitzgerald, Butler, 1987 (158 in 28)

##### Career

(Min. 200 made) 4.6—Timothy Pollard, Mississippi Val., 1988-89 (256 in 56)

#### CONSECUTIVE THREE-POINT FIELD GOALS

##### Game

11—Gary Bossert, Niagara vs. Siena, Jan. 7, 1987

##### Season

15—Todd Leslie, Northwestern, 1990 (during four games, Dec. 15-28)

#### CONSECUTIVE GAMES MAKING A THREE-POINT FIELD GOAL

##### Season

38—Steve Kerr, Arizona, Nov. 27, 1987, to April 2, 1988

##### Career

88—Cory Bradford, Illinois, Nov. 10, 1998 to Feb. 10, 2001

#### THREE-POINT FIELD-GOAL ATTEMPTS

##### Game

27—Bruce Seals, Manhattan vs. Canisius, Jan. 31, 2000 (9 made)

##### Season

362—Darrin Fitzgerald, Butler, 1987 (158 made)

##### Career

1,192—Keydren Clark, St. Peter's, 2003-06 (435 made)

#### THREE-POINT FIELD-GOAL ATTEMPTS PER GAME

##### Season

12.9—Darrin Fitzgerald, Butler, 1987 (362 in 28)

##### Career

10.1—Keydren Clark, St. Peter's, 2003-06 (1,192 in 118)

#### THREE-POINT FIELD-GOAL PERCENTAGE

##### Game

(Min. 9 made) 100%—Mark Poag, Old Dominion vs. VMI, Nov. 25, 1997 (9 of 9); Markus Wilson, Evansville vs. Tenn.-Martin, Nov. 18, 1998 (9 of 9); Donnie McGrath, Providence vs. Virginia, Feb. 2, 2005 (9 of 9)

(Min. 12 made) 85.7%—Gary Bossert, Niagara vs. Siena, Jan. 7, 1987 (12 of 14)

##### Season

(Min. 50 made) 63.4%—Glenn Tropf, Holy Cross, 1988 (52 of 82)

(Min. 100 made) 57.3%—Steve Kerr, Arizona, 1988 (114 of 199)

##### Career

(Min. 200 made and 2.0 made per game) 49.7%—Tony Bennett, Wis.-Green Bay, 1989-92 (290 of 584)

(Min. 300 made) 46.4%—Ross Land, Northern Ariz., 1997-2000 (308 of 664)

## Free Throws

#### FREE THROWS

##### Game

30—Pete Maravich, LSU vs. Oregon St., Dec. 22, 1969 (31 attempts)

##### Season

355—Frank Selvy, Furman, 1954 (444 attempts)

##### Career

(4 yrs.) 905—Dickie Hemric, Wake Forest, 1952-55 (1,359 attempts)

(3 yrs.) 893—Pete Maravich, LSU, 1968-70 (1,152 attempts)

#### CONSECUTIVE FREE THROWS MADE

##### Game

24—Arlen Clark, Oklahoma St. vs. Colorado, March 7, 1959 (24 of 24)

##### Season

73—Gary Buchanan, Villanova, 2000-01 (during 21 games, Nov. 17-Feb. 12)

##### Career

85—Darnell Archey, Butler, 2001-03 (during 57 games, Feb. 15, 2001-Jan. 18, 2003)

#### FREE THROWS ATTEMPTED

##### Game

36—Ed Tooley, Brown vs. Amherst, Dec. 4, 1954 (23 made)





**Pete Maravich of LSU scored more points in his three-year career at LSU from 1968-70 than any player in Division I men's basketball history. He had 420 more points than the four-year career of second-place holder Freeman Williams of Portland State. Many of Maravich's 3,667 points were from long range as he ended his college career 16 years before the adoption of the three-point goal.**

**Season**

444—Frank Selvy, Furman, 1954 (355 made)

**Career**

(4 yrs.) 1,359—Dickie Hemric, Wake Forest, 1952-55 (905 made)

(3 yrs.) 1,152—Pete Maravich, LSU, 1968-70 (893 made)

**FREE-THROW PERCENTAGE****Game**

(Min. 24 made) 100%—Arlen Clark, Oklahoma St. vs. Colorado, March 7, 1959 (24 of 24)

**\*Season**

97.5%—Blake Ahearn, Missouri St., 2004 (117 of 120)

\*Based on qualifiers for national championship.

**Career**

(Min. 300 made and 2.5 made per game) 91.3%—Gary Buchanan, Villanova, 2000-03 (324 of 355)

(Min. 600 made) 91.2%—J.J. Redick, Duke, 2003-06 (662 of 726)

(Min. 2.5 made per game) 92.3%—Dave Hildahl, Portland St., 1979-81 (131 of 142)

**Rebounds****REBOUNDS****Game**

51—Bill Chambers, William &amp; Mary vs. Virginia, Feb. 14, 1953

(Since 1973) 35—Larry Abney, Fresno St. vs. SMU, Feb. 17, 2000

**Season**

734—Walt Dukes, Seton Hall, 1953 (33 games)

(Since 1973) 597—Marvin Barnes, Providence, 1974 (32 games)

**Career**

(4 yrs.) 2,201—Tom Gola, La Salle, 1952-55 (118 games)

(3 yrs.) 1,751—Paul Silas, Creighton, 1962-64 (81 games)

(Since 1973) 1,570—Tim Duncan, Wake Forest, 1994-97 (128 games)

**AVERAGE PER GAME****Season**

25.6—Charlie Slack, Marshall, 1955 (538 in 21)

(Since 1973) 20.4—Kermit Washington, American, 1973 (511 in 25)

**Career**

(Min. 800) 22.7—Artis Gilmore, Jacksonville, 1970-71 (1,224 in 54)

(4 yrs.) 21.8—Charlie Slack, Marshall, 1953-56 (1,916 in 88)

(Since 1973) 15.2—Glenn Mosley, Seton Hall, 1974-77 (1,263 in 83)

**Assists****ASSISTS****Game**

22—Tony Fairley, Charleston So. vs. Armstrong Atlantic, Feb. 9, 1987; Avery Johnson, Southern U. vs. Texas Southern, Jan. 25, 1988; Sherman Douglas, Syracuse vs. Providence, Jan. 28, 1989

**Season**

406—Mark Wade, UNLV, 1987 (38 games)

**Career**

1,076—Bobby Hurley, Duke, 1990-93 (140 games)

**AVERAGE PER GAME****Season**

13.3—Avery Johnson, Southern U., 1988 (399 in 30)

**Career**

(Min. 600) 12.0—Avery Johnson, Southern U., 1987-88 (732 in 61)

(4 yrs.) 8.4—Chris Corchiani, North Carolina St., 1988-91 (1,038 in 124)

**Blocked Shots****BLOCKED SHOTS****Game**

14—David Robinson, Navy vs. UNC Wilmington, Jan. 4, 1986; Shawn Bradley, Brigham Young vs. Eastern Ky., Dec. 7, 1990; Roy Rogers, Alabama vs. Georgia, Feb. 10, 1996; Loren Woods, Arizona vs. Oregon, Feb. 3, 2000

**Season**

207—David Robinson, Navy, 1986 (35 games)

**Career**

535—Wojciech Myrda, La.-Monroe, 1999-2002 (115 games)

**AVERAGE PER GAME****Season**

6.5—Shawn James, Northeastern, 2006 (196 in 30)

**Career**

(Min. 225) 5.9—Keith Closs, Central Conn. St., 1995-96 (317 in 54)

(4 yrs.) 4.7—Wojciech Myrda, La.-Monroe, 1999-2002 (535 in 115)

**Steals****STEALS****Game**

13—Mookie Blaylock, Oklahoma vs. Centenary (La.), Dec. 12, 1987; and vs. Loyola Marymount, Dec. 17, 1988

**Season**

160—Desmond Cambridge, Alabama A&amp;M, 2002 (29 games)

**Career**

385—John Linehan, Providence, 1998-2002 (122 games)

**AVERAGE PER GAME****Season**

5.5—Desmond Cambridge, Alabama A&amp;M, 2002 (160 in 29)

**Career**

(Min. 225) 3.9—Desmond Cambridge, Alabama A&amp;M, 1999-2002 (330 in 84)

(4 yrs.) 3.2—Eric Murdock, Providence, 1988-91 (376 in 117)

**Double-Doubles****TRIPLE-DOUBLES****Season**

4—Michael Anderson, Drexel, 1986; Jason Kidd, California, 1994

**Career**

6—Michael Anderson, Drexel, 1985-88; Shaquille O'Neal, LSU, 1990-92

**CONSECUTIVE GAMES MAKING****A TRIPLE-DOUBLE****Season**

2—Kevin Robertson, Vermont, Jan. 7-9, 1992; Shaquille O'Neal, LSU, Feb. 19-22, 1992; Anfernee Hardaway, Memphis, Jan. 4-6, 1993

**DOUBLE-DOUBLES****Season**

30—Jerry West, West Virginia, 1960

**Career**

87—Tim Duncan, Wake Forest, 1994-97

**DOUBLE-DOUBLES BY A FRESHMAN****Season**

22—Carmelo Anthony, Syracuse, 2003

**CONSECUTIVE GAMES MAKING****A DOUBLE-DOUBLE****Season**

29—Mel Counts, Oregon St., Nov. 30, 1963-Mar. 10, 1964

**Career**

40—Billy Cunningham, North Carolina, Dec. 5, 1962-Feb. 22, 1964

**Fouls****SHORTEST PLAYING TIME****BEFORE BEING DISQUALIFIED****Game**

1:11—Ben Wardrop, San Diego St. vs. Colorado St., Jan. 24, 2004

**MOST GAMES NEVER FOULING OUT****Full Career**

138—Ed Cota, North Carolina, 1997-2000

**Games****GAMES PLAYED (SINCE 1947-48)****Season**

40—Mark Alarie, Tommy Amaker, Johnny Dawkins, Danny Ferry and Billy King, Duke, 1986; Larry Johnson, UNLV, 1990; Anthony Epps, Jamaal Magloire, Ron Mercer and Wayne Turner, Kentucky, 1997

**Career**

151—Wayne Turner, Kentucky, 1996-99

**General****ACHIEVED 2,000 POINTS AND 2,000 REBOUNDS****Career**

Tom Gola, La Salle, 1952-55 (2,462 points and 2,201 rebounds)

Joe Holup, George Washington, 1953-56 (2,226 points and 2,030 rebounds)

**AVERAGED 20 POINTS AND 20 REBOUNDS****Career**

Bill Russell, San Francisco, 1954-56 (20.7 points and 20.3 rebounds)

Paul Silas, Creighton, 1962-64 (20.5 points and 21.6 rebounds)

Julius Erving, Massachusetts, 1970-71 (26.3 points and 20.2 rebounds)

Artis Gilmore, Jacksonville, 1970-71 (24.3 points and 22.7 rebounds)

Kermit Washington, American, 1971-73 (20.1 points and 20.2 rebounds)

# Team Records

Note: Where records involve both teams, each team must be an NCAA Division I member institution.

## SINGLE-GAME RECORDS

### Scoring

#### POINTS

186—Loyola Marymount vs. U.S. Int'l (140), Jan. 5, 1989

#### POINTS BY LOSING TEAM

150—U.S. Int'l vs. Loyola Marymount (181), Jan. 31, 1989

#### POINTS, BOTH TEAMS

331—Loyola Marymount (181) vs. U.S. Int'l (150), Jan. 31, 1989

#### MARGIN OF VICTORY

117—Long Island (179) vs. Medgar Evers (62), Nov. 26, 1997

#### MARGIN OF VICTORY

#### VS. DIVISION I OPPONENT

91—Tulsa (141) vs. Prairie View (50), Dec. 7, 1995

#### POINTS IN A HALF

98—Long Island vs. Medgar Evers, Nov. 26, 1997 (2nd)

#### POINTS IN A HALF VS. DIVISION I OPPONENT

97—Oklahoma vs. U.S. Int'l, Nov. 29, 1989 (1st)

#### POINTS IN A HALF, BOTH TEAMS

172—Loyola Marymount (86) vs. Gonzaga (86), Feb. 18, 1989 (2nd)

#### LEAD BEFORE OPPONENT

#### SCORES AT START OF A GAME

34-0—Seton Hall vs. Kean, Nov. 29, 1998

#### LEAD BEFORE DIVISION I OPPONENT

#### SCORES AT START OF A GAME

32-0—Connecticut vs. New Hampshire, Dec. 12, 1990

#### LARGEST SCORING RUN VS. A DIVISION I OPPONENT

37-0—Utah St. vs. Idaho, Feb. 15, 2006

#### DEFICIT OVERCOME TO WIN GAME

32—Duke (74) vs. Tulane (72), Dec. 30, 1950 (trailed 22-54 with 2:00 left in the first half)

#### SECOND-HALF DEFICIT OVERCOME TO WIN GAME

31—Duke (74) vs. Tulane (72), Dec. 30, 1950 (trailed 27-58 with 19:00 left in the second half); Kentucky (99) vs. LSU (95), Feb. 15, 1994 (trailed 37-68 with 15:34 left in the second half)

#### HALFTIME DEFICIT

#### OVERCOME TO WIN GAME

29—Duke (74) vs. Tulane (72), Dec. 30, 1950 (trailed 27-56 at halftime)

#### DEFICIT BEFORE SCORING OVERCOME TO WIN GAME

28—New Mexico St. (117) vs. Bradley (109), Jan. 27, 1977 (trailed 0-28 with 13:49 left in first half)

### Field Goals

#### FIELD GOALS

76—Long Island vs. Medgar Evers, Nov. 26, 1997 (124 attempts)

#### FIELD GOALS VS. DIVISION I OPPONENT

74—Houston vs. Valparaiso, Feb. 24, 1968 (112 attempts)

#### FIELD GOALS, BOTH TEAMS

130—Loyola Marymount (67) vs. U.S. Int'l (63), Jan. 31, 1989

#### FIELD GOALS IN A HALF

42—Oklahoma vs. U.S. Int'l, Nov. 29, 1989 (90 attempts) (1st half)

#### FIELD-GOAL ATTEMPTS

147—Oklahoma vs. U.S. Int'l, Nov. 29, 1989 (70 made)

#### FIELD-GOAL ATTEMPTS, BOTH TEAMS

245—Loyola Marymount (124) vs. U.S. Int'l (121), Jan. 7, 1989

#### FIELD-GOAL ATTEMPTS IN A HALF

90—Oklahoma vs. U.S. Int'l, Nov. 29, 1989 (42 made) (1st half)

#### FIELD-GOAL PERCENTAGE

(Min. 15 made) 83.3%—Maryland vs. South Carolina, Jan. 9, 1971 (15 of 18)

(Min. 30 made) 81.4%—New Mexico vs. Oregon St., Nov. 30, 1985 (35 of 43)

#### FIELD-GOAL PERCENTAGE, HALF

94.1%—North Carolina vs. Virginia, Jan. 7, 1978 (16 of 17) (2nd half)

## Three-Point Field Goals

#### THREE-POINT FIELD GOALS

28—Troy vs. George Mason, Dec. 10, 1994 (74 attempts)

#### THREE-POINT FIELD GOALS, BOTH TEAMS

44—Troy (28) vs. George Mason (16), Dec. 10, 1994

#### CONSECUTIVE THREE-POINT FIELD GOALS MADE WITHOUT A MISS

11—Niagara vs. Siena, Jan. 7, 1987; Eastern Ky. vs. UNC Asheville, Jan. 14, 1987

#### THREE-POINT FIELD-GOAL ATTEMPTS WITHOUT MAKING ONE

22—Canisius vs. St. Bonaventure, Jan. 21, 1995

#### NUMBER OF DIFFERENT PLAYERS TO SCORE A THREE-POINT FIELD GOAL, ONE TEAM

9—Dartmouth vs. Boston College, Nov. 30, 1993

#### THREE-POINT FIELD-GOAL ATTEMPTS

74—Troy vs. George Mason, Dec. 10, 1994 (28 made)

#### THREE-POINT FIELD-GOAL ATTEMPTS, BOTH TEAMS

108—Troy (74) vs. George Mason (34), Dec. 10, 1994

#### THREE-POINT FIELD-GOAL PERCENTAGE

(Min. 10 made) 91.7%—Drexel vs. Delaware, Dec. 3, 2000 (11 of 12); Northern Ariz. vs. Willamette, Dec. 11, 2004 (11 of 12)

(Min. 15 made) 83.3%—Eastern Ky. vs. UNC Asheville, Jan. 14, 1987 (15 of 18)

#### THREE-POINT FIELD-GOAL PERCENTAGE, BOTH TEAMS

(Min. 10 made) 83.3%—Lafayette (7 of 8) vs. Marist (3 of 4), Dec. 6, 1986 (10 of 12)

(Min. 15 made) 76.2%—Florida (10 of 14) vs. California (6 of 7), Dec. 27, 1986 (16 of 21)

(Min. 20 made) 72.4%—Princeton (12 of 15) vs. Brown (9 of 14), Feb. 20, 1988 (21 of 29)

## Free Throws

#### FREE THROWS MADE

56—TCU vs. Eastern Mich., Dec. 21, 1999 (70 attempts)

#### FREE THROWS MADE, BOTH TEAMS

88—Morehead St. (53) vs. Cincinnati (35), Feb. 11, 1956 (111 attempts)

#### FREE-THROW ATTEMPTS

79—Northern Ariz. vs. Arizona, Jan. 26, 1953 (46 made)

#### FREE THROWS, BOTH TEAMS

130—Northern Ariz. (79) vs. Arizona (51), Jan. 26, 1953 (78 made)

#### FREE-THROW PERCENTAGE

(Min. 32 made) 100.0%—UC Irvine vs. Pacific, Feb. 21, 1981 (34 of 34); Samford vs. UCF, Dec. 20, 1990 (34 of 34)

(Min. 35 made) 97.2%—Vanderbilt vs. Mississippi St., Feb. 26, 1986 (35 of 36); Butler vs. Dayton, Feb. 21, 1991 (35 of 36); Marquette vs. Memphis, Jan. 23, 1993 (35 of 36)

(Min. 40 made) 95.5%—UNLV vs. San Diego St., Dec. 11, 1976 (42 of 44)

#### FREE-THROW PERCENTAGE, BOTH TEAMS

100%—Purdue (25 of 25) vs. Wisconsin (22 of 22), Feb. 7, 1976 (47 of 47)

## Rebounds

#### REBOUNDS

108—Kentucky vs. Mississippi, Feb. 8, 1964

#### REBOUNDS, BOTH TEAMS

152—Indiana (95) vs. Michigan (57), March 11, 1961

#### REBOUND MARGIN

84—Arizona (102) vs. Northern Ariz. (18), Jan. 6, 1951

## Assists

#### ASSISTS (INCLUDING OVERTIMES)

44—Colorado vs. George Mason, Dec. 2, 1995 (ot)

#### ASSISTS (REGULATION)

43—TCU vs. Central Okla., Dec. 12, 1998.

#### ASSISTS, BOTH TEAMS (INCLUDING OVERTIMES)

67—Colorado (44) vs. George Mason (23), Dec. 2, 1995 (ot)

#### ASSISTS, BOTH TEAMS (REGULATION)

65—Dayton (34) vs. UCF (31), Dec. 3, 1988

## Blocked Shots

#### BLOCKED SHOTS

21—Georgetown vs. Southern (N.O.), Dec. 1, 1993

#### BLOCKED SHOTS, BOTH TEAMS

29—Rider (17) vs. Fairleigh Dickinson (12), Jan. 9, 1989

## Steals

#### STEALS

39—Long Island vs. Medgar Evers, Nov. 26, 1997

#### STEALS VS. DIVISION I OPPONENT

34—Oklahoma vs. Centenary (La.), Dec. 12, 1987

#### STEALS, BOTH TEAMS

44—Oklahoma (34) vs. Centenary (La.) (10), Dec. 12, 1987

## Fouls

#### FOULS

50—Arizona vs. Northern Ariz., Jan. 26, 1953

#### FOULS, BOTH TEAMS

84—Arizona (50) vs. Northern Ariz. (34), Jan. 26, 1953

#### PLAYERS DISQUALIFIED

8—St. Joseph's vs. Xavier, Jan. 10, 1976

#### PLAYERS DISQUALIFIED, BOTH TEAMS

12—UNLV (6) vs. Hawaii (6), Jan. 19, 1979 (ot); Arizona (7) vs. West Tex. A&M (5), Feb. 14, 1952

## Defense

### FEWEST POINTS ALLOWED (Since 1938)

6—Tennessee (11) vs. Temple, Dec. 15, 1973;  
Kentucky (75) vs. Arkansas St., Jan. 8, 1945

### FEWEST POINTS ALLOWED (Since 1986)

21—Coastal Caro. (61) vs. Georgia So., Jan. 2, 1997;  
Monmouth (41) vs. Princeton, Dec. 14, 2005

### FEWEST POINTS, BOTH TEAMS (Since 1938)

17—Tennessee (11) vs. Temple (6), Dec. 15, 1973

### FEWEST POINTS, BOTH TEAMS (Since 1986)

62—Monmouth (41) vs. Princeton (21), Dec. 14, 2005

### FEWEST POINTS ALLOWED IN A HALF (Since 1938)

0—Duke (7) vs. North Carolina, Feb. 24, 1979 (1st)

### FEWEST POINTS ALLOWED IN A HALF (Since 1986)

7—Ohio (35) vs. Central Mich., Jan. 14, 2006 (1st)

### FEWEST POINTS, BOTH TEAMS IN A HALF (Since 1938)

7—Duke (7) vs. North Carolina, Feb. 24, 1979 (1st)

### FEWEST POINTS, BOTH TEAMS IN A HALF (Since 1986)

28—Mississippi (15) vs. South Carolina (13), Jan. 8,  
2003 (1st)

### LONGEST TIME HOLDING THE OPPONENT SCORELESS

20:48—Duke vs. North Carolina, Feb. 25, 1979  
(UNC scored its first points of the game at 19:12 in  
the 2nd half)

### LONGEST TIME HOLDING THE OPPONENT SCORELESS

#### (Since 1986)

13:53—Utah St. vs. Idaho, Feb. 15, 2006 (last 7:49 of  
the 1st half and first 6:04 of the 2nd half)

### FEWEST FIELD GOALS (Since 1938)

2—Duke vs. North Carolina St., March 8, 1968 (11  
attempts); Arkansas St. vs. Kentucky, Jan. 8, 1945

### FEWEST FIELD GOALS IN A HALF (Since 1986)

2—Central Mich. vs. Ohio, Jan. 14, 2006 (1st)

### FEWEST FIELD-GOAL ATTEMPTS (Since 1938)

9—Pittsburgh vs. Penn St., March 1, 1952 (3 made)

### LOWEST FIELD-GOAL PERCENTAGE (Since 1986)

13.3%—Miami (Ohio) vs. Dayton, Dec. 29, 2001 (8 of  
60)

### LOWEST FIELD-GOAL PERCENTAGE IN A HALF

8.3%—Central Mich. vs. Ohio, Jan. 14, 2006 (2 of  
24) (1st)

### FEWEST THREE-POINT FIELD GOALS MADE

0—Many teams

### FEWEST THREE-POINT FIELD-GOAL ATTEMPTS

0—Many teams

### FEWEST FREE THROWS MADE

0—Many teams

### FEWEST FREE-THROW ATTEMPTS

0—Many teams

## Overtimes

### OVERTIME PERIODS

7—Cincinnati (75) vs. Bradley (73), Dec. 21, 1981

### POINTS IN ONE OVERTIME PERIOD

26—Vermont vs. Hartford, Jan. 24, 1998

### POINTS IN ONE OVERTIME PERIOD, BOTH TEAMS

45—VCU (23) vs. Texas A&M (22), Dec. 2, 2000

### POINTS IN OVERTIME PERIODS

49—Middle Tenn. vs. Tennessee Tech, Feb. 12, 2000  
(4 ot)

### POINTS IN OVERTIME PERIODS, BOTH TEAMS

94—Middle Tenn. (49) vs. Tennessee Tech (45), Feb.  
12, 2000 (4 ot)

### WINNING MARGIN IN OVERTIME GAME

21—Nicholls St. (86) vs. Sam Houston St. (65), Feb. 4,  
1999 (23-2 in the ot)

## SEASON RECORDS

### Scoring

#### POINTS

4,012—Oklahoma, 1988 (39 games)

#### POINTS PER GAME

122.4—Loyola Marymount, 1990 (3,918 in 32)

#### SCORING MARGIN AVERAGE

30.3—UCLA, 1972 (94.6 offense, 64.3 defense)

#### GAMES AT LEAST 100 POINTS

28—Loyola Marymount, 1990

#### CONSECUTIVE GAMES AT LEAST 100 POINTS

12—UNLV, 1977; Loyola Marymount, 1990

### Field Goals

#### FIELD GOALS

1,533—Oklahoma, 1988 (3,094 attempts)

#### FIELD GOALS PER GAME

46.3—UNLV, 1976 (1,436 in 31)

#### FIELD-GOAL ATTEMPTS

3,094—Oklahoma, 1988 (1,533 made)

#### FIELD-GOAL ATTEMPTS PER GAME

98.5—Oral Roberts, 1973 (2,659 in 27)

#### FIELD-GOAL PERCENTAGE

57.2%—Missouri, 1980 (936 of 1,635)

### Three-Point Field Goals

#### THREE-POINT FIELD GOALS

407—Duke, 2001 (1,057 attempts)

#### THREE-POINT FIELD GOALS PER GAME

11.7—Troy, 2004 (364 in 31)

#### THREE-POINT FIELD-GOAL ATTEMPTS

1,057—Duke, 2001 (407 made)

#### THREE-POINT FIELD-GOAL ATTEMPTS PER GAME

34.0—Mississippi Val., 1997 (985 in 29)

#### THREE-POINT FIELD-GOAL PERCENTAGE

(Min. 100 made) 50.8%—Indiana, 1987 (130 of 256)

(Min. 150 made) 50.0%—Mississippi Val., 1987 (161  
of 322)

(Min. 200 made) 49.2%—Princeton, 1988 (211 of  
429)

### CONSECUTIVE GAMES SCORING A THREE-POINT FIELD GOAL

#### (Multiple Seasons)

601—UNLV, Nov. 26, 1986, to present

### Free Throws

#### FREE THROWS MADE

888—Duke, 1990 (1,165 attempts)

#### FREE THROWS MADE PER GAME

28.9—Morehead St., 1956 (838 in 29)

#### CONSECUTIVE FREE THROWS MADE

50—Wake Forest, 2005 (during two games, Jan. 15-  
18)

#### FREE THROWS

1,263—Bradley, 1954 (865 made)

#### FREE-THROW ATTEMPTS PER GAME

41.0—Bradley, 1953 (1,107 in 27)

### FREE-THROW PERCENTAGE

82.2%—Harvard, 1984 (535 of 651)

## Rebounds

### REBOUNDS

2,109—Kentucky, 1951 (34 games)

### REBOUNDS PER GAME

70.0—Connecticut, 1955 (1,751 in 25)

### REBOUND MARGIN AVERAGE

25.0—Morehead St., 1957 (64.3 offense, 39.3  
defense)

(Since 1973) 18.5—Manhattan, 1973 (56.5, 38.0)

## Assists

### ASSISTS

926—UNLV, 1990 (40 games)

### ASSISTS PER GAME

24.7—UNLV, 1991 (863 in 35)

## Blocked Shots

### BLOCKED SHOTS

315—Connecticut, 2004 (39 games)

### BLOCKED SHOTS PER GAME

9.1—Georgetown, 1989 (309 in 34)

## Steals

### STEALS

486—Oklahoma, 1988 (39 games)

### STEALS PER GAME

14.9—Long Island, 1998 (478 in 32)

## Fouls

### FOULS

966—Providence, 1987 (34 games)

### FOULS PER GAME

29.3—Indiana, 1952 (644 in 22)

### FEWEST FOULS

253—Air Force, 1962 (23 games)

### FEWEST FOULS PER GAME

11.0—Air Force, 1962 (253 in 23)

## Defense

### LOWEST SCORING AVERAGE PER GAME ALLOWED

#### (Since 1982)

(Since 1938) 25.7—Oklahoma St., 1939 (693 in 27)

(Since 1948) 32.5—Oklahoma St., 1948 (1,006 in  
31)

(Since 1965) 47.1—Fresno St., 1982 (1,412 in 30)

### LOWEST FIELD-GOAL PERCENTAGE ALLOWED

(Since 1978) 35.2—Stanford, 2000 (667 of 1,893)

## Overtimes

### OVERTIME GAMES

8—Western Ky., 1978 (won 5, lost 3); Portland, 1984  
(won 4, lost 4); Valparaiso, 1993 (won 4, lost 4)

### CONSECUTIVE OVERTIME GAMES

4—Jacksonville, 1982 (won 3, lost 1); Illinois St., 1985  
(won 3, lost 1); Dayton, 1988 (won 1, lost 3)

### OVERTIME WINS

6—Chattanooga, 1989 (6-0); Wake Forest, 1984 (6-1)

### OVERTIME HOME WINS

5—Cincinnati, 1967 (5-0)



**OVERTIME ROAD WINS**

4—Delaware, 1973 (4-0); Arizona St., 1981 (4-0); Cal St. Fullerton, 1989 (4-0); New Mexico St., 1994 (4-0)

**OVERTIME PERIODS**

14—Bradley, 1982 (3-3)

**CONSECUTIVE OVERTIME WINS—ALL-TIME**

11—Louisville, Feb. 10, 1968-March 29, 1975; Massachusetts, March 21, 1991-Feb. 28, 1996; Virginia, Dec. 5, 1991-Feb. 8, 1996

**General Records**

**GAMES IN A SEASON**

45—Oregon, 1945 (30-15)

**GAMES IN A SEASON (Since 1948)**

40—Duke, 1986 (37-3); UNLV, 1990 (35-5); Kentucky, 1997 (35-5)

**VICTORIES IN A SEASON**

37—Duke, 1986 (37-3) & 1999 (37-2); UNLV, 1987 (37-2); Illinois, 2005 (37-2)

**VICTORIES IN A PERFECT SEASON**

32—North Carolina, 1957; Indiana, 1976

**VICTORIES IN FIRST SEASON IN DIVISION I**

29—Seattle, 1953 (29-4)

**WON-LOST PERCENTAGE IN FIRST SEASON IN DIVISION I**

.931—Md.-East. Shore, 1974 (27-2)

**MOST-IMPROVED TEAM FROM ONE SEASON TO THE NEXT**

17 games—Mercer, 2003 (from 6-23 to 23-6); UTEP, 2004 (from 6-24 to 24-8)

**CONSECUTIVE VICTORIES IN A SEASON**

34—UNLV, 1991 (34-1)

**CONSECUTIVE VICTORIES**

88—UCLA, from Jan. 30, 1971, through Jan. 17, 1974 (ended Jan. 19, 1974, at Notre Dame, 71-70; last UCLA defeat before streak also came at Notre Dame, 89-82)

**CONSECUTIVE HOME-COURT VICTORIES**

129—Kentucky, from Jan. 4, 1943, to Jan. 8, 1955 (ended by Georgia Tech, 59-58)

**CONSECUTIVE REGULAR-SEASON VICTORIES (NATIONAL POSTSEASON TOURNAMENTS NOT INCLUDED)**

76—UCLA, 1971-74

**DEFEATS IN A SEASON**

30—Grambling, 2000 (1-30)

**DEFEATS IN A WINLESS SEASON**

28—Prairie View, 1992 (0-28); Savannah St., 2005 (0-28)

**CONSECUTIVE DEFEATS IN A SEASON**

28—Prairie View, 1992 (0-28); Savannah St., 2005 (0-28)

**CONSECUTIVE DEFEATS**

34—Sacramento St., from Dec. 22, 1997, to Jan. 27, 1999

**CONSECUTIVE HOME-COURT DEFEATS**

32—New Hampshire, from Feb. 9, 1988, to Feb. 2, 1991 (ended vs. Holy Cross, 72-56)

**CONSECUTIVE ROAD DEFEATS**

**(INCLUDING ONLY GAMES AT THE OPPONENTS' HOME SITES)**

64—Tex.-Pan American, from Nov. 25, 1995, to Jan. 8, 2000 (ended vs. Oral Roberts, 79-62)

**CONSECUTIVE NON-HOME DEFEATS**

**(INCLUDING GAMES AT THE OPPONENTS' HOME SITES AND AT NEUTRAL SITES)**

56—Sacramento St., from Nov. 22, 1991, to Jan. 5, 1995 [ended at Loyola (Ill.), 68-56]

**CONSECUTIVE 30-WIN SEASONS**

3—Kentucky, 1947-49 and 1996-98

**CURRENT CONSECUTIVE 30-WIN SEASONS**

1—six teams tied, 2006

**CONSECUTIVE 25-WIN SEASONS**

10—UCLA, 1967-76; UNLV, 1983-92

**CURRENT CONSECUTIVE 25-WIN SEASONS**

9—Duke, 1998-2006

**CONSECUTIVE 20-WIN SEASONS**

31—North Carolina, 1971-2001

**CURRENT CONSECUTIVE 20-WIN SEASONS**

19—Arizona, 1988-2006

**CONSECUTIVE WINNING SEASONS**

54—UCLA, 1949-2002

**CURRENT CONSECUTIVE WINNING SEASONS**

36—Syracuse, 1971-2006

**CONSECUTIVE NON-LOSING SEASONS (INCLUDES .500 RECORD)**

60—Kentucky, 1928-52, 54-88# (2 .500 seasons)

#Kentucky did not play basketball during the 1953 season.

**CONSECUTIVE NON-LOSING SEASONS (INCLUDES .500 RECORD)—CURRENT**

37—Syracuse, 1970-2006 (one .500 season)

**UNBEATEN TEAMS (SINCE 1938;**

**NUMBER OF VICTORIES IN PARENTHESIS)**

- 1939 Long Island (24)†
- 1940 Seton Hall (19)††
- 1944 Army (15)††
- 1954 Kentucky (25)††
- 1956 San Francisco (29)\*
- 1957 North Carolina (32)\*
- 1964 UCLA (30)\*
- 1967 UCLA (30)\*
- 1972 UCLA (30)\*
- 1973 UCLA (30)\*
- 1973 North Carolina St. (27)††
- 1976 Indiana (32)\*

\*NCAA champion; †NIT champion; ††not in either tournament

**UNBEATEN IN REGULAR SEASON BUT LOST IN NCAA (\*) OR NIT (†)**

- 1939 Loyola (Ill.) (20; 21-1)†
- 1941 Seton Hall (19; 20-2)†
- 1951 Columbia (21; 21-1)\*
- 1961 Ohio St. (24; 27-1)\*
- 1968 Houston (28; 31-2)\*
- 1968 St. Bonaventure (22; 23-2)\*
- 1971 Marquette (26; 28-1)\*
- 1971 Penn (26; 28-1)\*
- 1975 Indiana (29; 31-1)\*
- 1976 Rutgers (28; 31-2)\*
- 1979 Indiana St. (27; 33-1)\*
- 1979 Alcorn St. (25; 28-1)†
- 1991 UNLV (30; 34-1)\*

**30-GAME WINNERS**

**(Since 1938)**

- 37—Duke, 1986 & 1999; Illinois, 2005; UNLV, 1987.
- 36—Kentucky, 1948.
- 35—Arizona, 1988; Duke, 2001; Georgetown, 1985; Kansas, 1986 & 1998; Kentucky, 1997 & 1998; Massachusetts, 1996; UNLV, 1990; Oklahoma, 1988.
- 34—Arkansas, 1991; Connecticut, 1999; Duke, 1992; Georgetown, 1984; Kansas, 1997; Kentucky, 1947 & 1996; UNLV, 1991; North Carolina, 1993 & 1998.
- 33—Connecticut, 2004; Florida, 2006; Indiana St., 1979; Louisville, 1980 & 2005; Memphis, 2006; Michigan St., 1999; UNLV, 1986; North Carolina, 2005.
- 32—Arkansas, 1978 & 1995; Bradley, 1950, 1951 & 1986; Connecticut, 1996 & 1998; Duke, 1991, 1998 & 2006; Houston, 1984; Indiana, 1976; Iowa St., 2000; Kentucky, 1949, 1951, 1986 & 2003; Louisville, 1983 & 1986; Marshall, 1947; Maryland, 2002; Michigan St., 2000; North Carolina, 1957, 1982 & 1987; Temple, 1987 & 1988; Tulsa, 2000; UCLA, 2006.
- 31—Arkansas, 1994; Cincinnati, 2002; Connecticut, 1990; Duke, 2002 & 2004; Houston, 1968 & 1983; Illinois, 1989; Indiana, 1975 & 1993; LSU, 1981; Memphis, 1985; Michigan, 1993; Minnesota, 1997; Oklahoma, 1985 & 2002; Oklahoma St., 1946 & 2004; Pittsburgh, 2004; Rutgers, 1976; St. John's (N.Y.), 1985 & 1986; Seton Hall, 1953 & 1989; Stanford, 2001; Syracuse, 1987; UCLA, 1995; Wyoming, 1943.
- 30—Arizona, 1998 & 2005; Arkansas, 1990; California, 1946; Connecticut, 2006; Georgetown, 1982; Indiana, 1987; Iowa, 1987; Kansas, 1990 & 2003; Kentucky, 1978 & 1993; La Salle, 1990; Massachusetts, 1992; Michigan, 1989; Navy, 1986; North Carolina, 1946; North Carolina St., 1951 & 1974; Oklahoma, 1989; Oregon, 1945; St. Joseph's, 2004; Stanford 1998 & 2004; Syracuse, 1989 & 2003; Texas, 2006; Texas Tech, 1996; UCLA, 1964, 1967, 1972 & 1973; Utah, 1991 & 1998; Virginia, 1982; Western Ky., 1938.

**All-Time Individual Leaders**

**Single-Game Records**

**SCORING HIGHS VS. DIVISION I OPPONENT**

Pts.	Player, Team vs. Opponent	Date
72	Kevin Bradshaw, U.S. Int'l vs. Loyola Marymount	Jan. 5, 1991
69	Pete Maravich, LSU vs. Alabama	Feb. 7, 1970
68	Calvin Murphy, Niagara vs. Syracuse	Dec. 7, 1968
66	Jay Handlan, Wash. & Lee vs. Furman	Feb. 17, 1951
66	Pete Maravich, LSU vs. Tulane	Feb. 10, 1969
66	Anthony Roberts, Oral Roberts vs. N.C. A&T	Feb. 19, 1977
65	Anthony Roberts, Oral Roberts vs. Oregon	Mar. 9, 1977
65	Scott Haffner, Evansville vs. Dayton	Feb. 18, 1989

Pts.	Player, Team vs. Opponent	Date
64	Pete Maravich, LSU vs. Kentucky	Feb. 21, 1970
63	Johnny Neumann, Mississippi vs. LSU	Jan. 30, 1971
63	Hersey Hawkins, Bradley vs. Detroit	Feb. 22, 1988
62	Darrell Floyd, Furman vs. Citadel	Jan. 14, 1956
62	Oscar Robertson, Cincinnati vs. North Texas	Feb. 6, 1960
62	Askia Jones, Kansas St. vs. Fresno St.	Mar. 24, 1994
61	Lew Alcindor, UCLA vs. Washington St.	Feb. 25, 1967
61	Pete Maravich, LSU vs. Vanderbilt	Dec. 11, 1969
61	Rick Mount, Purdue vs. Iowa	Feb. 28, 1970
61	Austin Carr, Notre Dame vs. Ohio	Mar. 7, 1970
61	Wayman Tisdale, Oklahoma vs. UTSA	Dec. 28, 1983
61	Eddie House, Arizona St. vs. California (2 of)	Jan. 8, 2000

Pts.	Player, Team vs. Opponent	Date
60	Elgin Baylor, Seattle vs. Portland	Jan. 30, 1958
60	Billy McGill, Utah vs. Brigham Young	Feb. 24, 1962
60	John Mengelt, Auburn vs. Alabama	Feb. 14, 1970
60	Johnny Neumann, Mississippi vs. Baylor	Dec. 29, 1970
59	Pete Maravich, LSU vs. Alabama	Feb. 17, 1968
59	Ernie Fleming, Jacksonville vs. St. Peter's	Jan. 29, 1972
59	Kevin Bradshaw, U.S. Int'l vs. Florida Int'l	Jan. 14, 1991

**SCORING HIGHS VS. NON-DIVISION I OPPONENT**

Pts.	Player, Team vs. Opponent	Date
100	Frank Selvy, Furman vs. Newberry	Feb. 13, 1954
85	Paul Arizin, Villanova vs. Philadelphia NAMC	Feb. 12, 1949
81	Freeman Williams, Portland St. vs. Rocky Mountain	Feb. 3, 1978
73	Bill Mlkvy, Temple vs. Wilkes	Mar. 3, 1951
71	Freeman Williams, Portland St. vs. Southern Ore.	Feb. 9, 1977
67	Darrell Floyd, Furman vs. Morehead St.	Jan. 22, 1955
66	Freeman Williams, Portland St. vs. George Fox	Jan. 13, 1978
65	Bob Zawoluk, St. John's (N.Y.) vs. St. Peter's	Mar. 30, 1950
63	Sherman White, Long Island vs. John Marshall	Feb. 1950
63	Frank Selvy, Furman vs. Mercer	Feb. 11, 1953
62	Elvin Hayes, Houston vs. Valparaiso	Feb. 24, 1968
61	Matt Teahan, Denver vs. Neb. Wesleyan	Feb. 26, 1979
60	Bob Pettit, LSU vs. Louisiana College	Dec. 7, 1953
60	Harry Kelly, Texas Southern vs. Jarvis Christian	Feb. 23, 1983
60	Dave Jamerson, Ohio vs. Charleston (W.V.)	Dec. 21, 1989
59	Rick Barry, Miami (Fla.) vs. Rollins	Jan. 23, 1965
58	Frank Selvy, Furman vs. Wofford	Feb. 23, 1954
57	David Thompson, North Carolina St. vs. Buffalo St.	Dec. 5, 1974
57	Calvin Murphy, Niagara vs. Villa Madonna	Dec. 6, 1967
56	Stan Davis, Appalachian St. vs. Carson-Newman	Jan. 24, 1974
56	Tim Roberts, Southern U. vs. Faith Baptist	Dec. 12, 1994
55	Rick Barry, Miami (Fla.) vs. Tampa	Dec. 1, 1964
55	Elvin Hayes, Houston vs. Texas St.	Feb. 12, 1966
55	Wayman Tisdale, Oklahoma vs. Texas St.	Dec. 10, 1984
54	Rick Barry, Miami (Fla.) vs. Florida Southern	Jan. 13, 1965

**FIELD-GOAL PERCENTAGE**

(Minimum 12 field goals made)

Pct.	Player, Team vs. Opponent (FG-FGA)	Date
100	Clifford Rozier, Louisville vs. Eastern Ky. (15 of 15)	Dec. 11, 1993
100	Dan Henderson, Arkansas St. vs. Ga. Southern (14 of 14)	Feb. 26, 1976
100	Cornelius Holden, Louisville vs. Southern Miss. (14 of 14)	Mar. 3, 1990
100	Dana Jones, Pepperdine vs. Boise St. (14 of 14)	Nov. 30, 1991
100	Ted Guzek, Butler vs. Michigan (13 of 13)	Dec. 15, 1956
100	Rick Dean, Syracuse vs. Colgate (13 of 13)	Feb. 14, 1966
100	Gary Lechman, Gonzaga vs. Portland St. (13 of 13)	Jan. 21, 1967
100	Kevin King, Charlotte vs. South Ala. (13 of 13)	Feb. 20, 1978
100	Vernon Smith, Texas A&M vs. Alas. Anchorage (13 of 13)	Nov. 26, 1978
100	Steve Johnson, Oregon St. vs. Hawaii-Hilo (13 of 13)	Dec. 5, 1979
100	Antoine Carr, Wichita St. vs. Abilene Christian (13 of 13)	Nov. 28, 1980
100	Doug Hashley, Montana St. vs. Idaho St. (13 of 13)	Feb. 5, 1982
100	Brad Daugherty, North Carolina vs. UCLA (13 of 13)	Nov. 24, 1985
100	Ricky Butler, UC Irvine vs. Cal St. Fullerton (13 of 13)	Feb. 21, 1991
100	Rafael Solis, Brooklyn vs. Wagner (13 of 13)	Dec. 11, 1991
100	Ben Handlogten, Western Mich. vs. Toledo (13 of 13)	Jan. 27, 1996
100	Mate Milisa, Long Beach St. vs. Cal St. Monterey (13 of 13)	Dec. 22, 1999
100	Leon Roberts, Northern Ill. vs. Rockford (13 of 13)	Dec. 6, 2000
100	Calvin Ento, Montana St. vs. Dickinson St. (13 of 13)	Dec. 10, 2002
100	22 tied (12 of 12)	

**THREE-POINT FIELD GOALS MADE**

3FG	Player, Team vs. Opponent	Date
15	Keith Venev, Marshall vs. Morehead St.	Dec. 14, 1996
14	Dave Jamerson, Ohio vs. Col. of Charleston	Dec. 21, 1989
14	Askia Jones, Kansas St. vs. Fresno St.	Mar. 24, 1994
14	Ronald Blackshear, Marshall vs. Akron	Mar. 1, 2002
12	Gary Bossert, Niagara vs. Siena	Jan. 7, 1987
12	Darrin Fitzgerald, Butler vs. Detroit	Feb. 9, 1987
12	Alex Dillard, Arkansas vs. Delaware St.	Dec. 11, 1993
12	Mitch Taylor, Southern U. vs. La. Christian	Dec. 1, 1994
12	David McMahan, Winthrop vs. Coastal Caro.	Jan. 15, 1996
12	Clarence Gilbert, Missouri vs. Colorado	Feb. 23, 2002
12	Terrence Woods, Florida A&M vs. Coppin St.	Mar. 1, 2003
11	Jeff Hodson, Augusta St. vs. Armstrong Atlantic	Jan. 28, 1986
11	Dennis Scott, Georgia Tech vs. Houston	Dec. 28, 1988
11	Scott Haffner, Evansville vs. Dayton	Feb. 18, 1989
11	Bobby Phills, Southern U. vs. Alcorn St.	Feb. 3, 1990
11	Dave Jamerson, Ohio vs. Kent St.	Feb. 24, 1990
11	Jeff Fryer, Loyola Marymount vs. Michigan	Mar. 18, 1990
11	Doug Day, Radford vs. Central Conn. St.	Dec. 12, 1990
11	Brent Price, Oklahoma vs. Loyola Marymount	Dec. 15, 1990
11	Bobby Phills, Southern U. vs. Manhattan	Dec. 28, 1990

3FG	Player, Team vs. Opponent	Date
11	Terry Brown, Kansas vs. North Carolina St.	Jan. 5, 1991
11	Marc Rybczyk, Central Conn. St. vs. Long Island	Nov. 26, 1991
11	Mark Alberts, Akron vs. Wright St.	Feb. 8, 1992
11	Mike Alcorn, Youngstown St. vs. Pitt.-Bradford	Feb. 24, 1992
11	Doug Day, Radford vs. Morgan St.	Dec. 9, 1992
11	Lindsey Hunter, Jackson St. vs. Kansas	Dec. 27, 1992
11	Keith Venev, Lamar vs. Prairie View	Feb. 2, 1993
11	Keith Venev, Lamar vs. Ark.-Little Rock	Feb. 11, 1993
11	Scott Neely, Campbell vs. Coastal Caro.	Jan. 29, 1994
11	Chris Brown, UC Irvine vs. New Mexico St.	Mar. 13, 1994
11	Randy Rutherford, Oklahoma St. vs. Kansas	Mar. 5, 1995
11	Troy Hudson, Southern Ill. vs. Hawaii-Hilo	Dec. 29, 1995
11	Seth Chadwick, Wofford vs. Mercer	Feb. 15, 1997
11	Cory Schwab, Northern Ariz. vs. Cal Poly	Dec. 2, 2000
11	Ron Williams, Howard vs. Georgetown	Dec. 16, 2000
11	T.J. Sorrentine, Vermont vs. Northeastern	Jan. 17, 2002
11	Ron Williams, Howard vs. N.C. A&T	Jan. 21, 2003
11	Terrence Woods, Florida A&M vs. N.C. A&T	Feb. 1, 2003
11	Kevin Bettencourt, Bucknell vs. St. Francis (Pa.)	Dec. 6, 2003
11	Earnest Crumbley, Fla. Atlantic vs. Campbell	Feb. 26, 2004
11	Elton Nesbitt, Ga. Southern vs. Chattanooga	Jan. 17, 2005

**THREE-POINT FIELD-GOAL PERCENTAGE**

(Minimum 7 three-point field goals made)

Pct.	Player, Team vs. Opponent (3FG-FGA)	Date
100	Mark Poag, Old Dominion vs. VMI (9 of 9)	Nov. 25, 1997
100	Marcus Wilson, Evansville vs. Tenn.-Martin (9 of 9)	Nov. 18, 1998
100	Donnie McGrath, Providence vs. Virginia (9 of 9)	Feb. 2, 2005
100	Tomas Thompson, San Francisco vs. Loyola Marymount (8 of 8)	Mar. 7, 1992
100	Shawn Haughn, Dayton vs. St. Louis (8 of 8)	Feb. 13, 1994
100	James Singleton, Murray St. vs. Eastern Ill. (8 of 8)	Feb. 13, 2003
100	John Goldsberry, UNC Wilmington vs. Maryland (8 of 8)	Mar. 21, 2003
100	Doug D'Amore, Idaho St. vs. Montana (8 of 8)	Jan. 17, 2004
100	Kelvin Collins, La.-Monroe vs. Nevada (7 of 7)	Dec. 30, 1986
100	Wally Lancaster, Virginia Tech vs. San Fran. St. (7 of 7)	Jan. 3, 1987
100	Ramon Trice, St. Louis vs. Butler (7 of 7)	Feb. 16, 1987
100	Juan Sanchez, Temple vs. Rhode Island (7 of 7)	Feb. 16, 1997
100	DeMar Moore, Bowling Green vs. Western Mich. (7 of 7)	Jan. 3, 1998
100	Senque Carey, Washington vs. Old Dominion (7 of 7)	Dec. 4, 1999
100	Okechi Egbe, Tenn.-Martin vs. Bethel (7 of 7)	Nov. 20, 2000
100	Justin Brown, Montana St. vs. Western Ill. (7 of 7)	Dec. 6, 2000
100	Lionel Armstead, West Virginia vs. Ark.-Monticello (7 of 7)	Dec. 1, 2001
100	Bronski Dockery, St. Francis (N.Y.) vs. Central Conn. St. (7 of 7)	Dec. 3, 2001
100	Nick Moore, Toledo vs. Akron (7 of 7)	Feb. 13, 2002
100	Felton Freeman, Sam Houston St. vs. TCU (7 of 7)	Nov. 22, 2002
100	Matt Walsh, Florida vs. Miami (Fla.) (7 of 7)	Dec. 21, 2002
100	Ezra Williams, Georgia vs. LSU (7 of 7)	Jan. 5, 2003
100	Tyrone Green, N.C. A&T vs. N.C. Central (7 of 7)	Jan. 19, 2003
100	Avery Sheets, Butler vs. Loyola (Ill.) (7 of 7)	Feb. 3, 2005
100	Rashad Anderson, Connecticut vs. Morehead St. (7 of 7)	Dec. 23, 2005
100	Ricky Porter, UC Riverside vs. Pacific (7 of 7)	Jan. 7, 2006



Three times Rick Barry of Miami (Florida) scored 54 points or more in a game, which all make the top-25 list for scoring highs against non-Division I opponents.

Photo from Miami (Florida) sports information

**FREE-THROW PERCENTAGE**  
(Minimum 18 free throws made)

Pct.	Player, Team vs. Opponent (FT-FTA)	Date
100	Arlen Clark, Oklahoma St. vs. Colorado (24 of 24)	Mar. 7, 1959
100	York Laresse, North Carolina vs. Duke (21 of 21)	Dec. 29, 1959
100	Steve Nash, Santa Clara vs. St. Mary's (Cal.) (21 of 21)	Jan. 7, 1995
100	Paul Renfro, Texas-Arlington vs. Lafayette (20 of 20)	Feb. 11, 1979
100	Anthony Peeler, Missouri vs. Iowa St. (20 of 20)	Jan. 31, 1990
100	Donyell Marshall, Connecticut vs. St. John's (N.Y.)	Jan. 15, 1994
100	Jeron Roberts, Wyoming vs. UTEP (20 of 20)	Feb. 7, 1998
100	Dick Ricketts, Duquesne vs. Dayton (19 of 19)	Dec. 29, 1955
100	Skip Chappelle, Maine vs. Massachusetts (19 of 19)	1961
100	Gene Phillips, SMU vs. Texas A&M (19 of 19)	Feb. 2, 1971
100	Jim Kennedy, Missouri vs. Hawaii (19 of 19)	Dec. 22, 1975
100	Kevin Smith, Michigan St. vs. Indiana (19 of 19)	Jan. 7, 1982
100	Sidney Goodman, Coppin St. vs. N.C. A&T (19 of 19)	Feb. 18, 1995
100	Geno Ford, Ohio vs. Eastern Mich. (19 of 19)	Feb. 12, 1997
100	Eddie Benton, Vermont vs. New Hampshire (19 of 19)	Feb. 18, 1993
100	Tommy Boyer, Arkansas vs. Texas Tech (18 of 18)	Feb. 19, 1963
100	Ted Kitchel, Indiana vs. Illinois (18 of 18)	Jan. 10, 1981
100	Eric Rhodes, Stephen F. Austin vs. Texas St. (18 of 18)	Feb. 21, 1987
100	Todd Lichti, Stanford vs. UC Santa Barb. (18 of 18)	Dec. 28, 1987
100	Lionel Simmons, La Salle vs. American (18 of 18)	Feb. 2, 1988
100	Jeff Webster, Oklahoma vs. SMU (18 of 18)	Jan. 2, 1994
100	Anquell McCollum, Western Caro. vs. Marshall (18 of 18)	Feb. 5, 1996
100	Keith Van Horn, Utah vs. TCU (18 of 18)	Feb. 13, 1997
100	Edwin Young, Dayton vs. La.-Monroe (18 of 18)	Dec. 18, 1997
100	Rayford Young, Texas Tech vs. Kansas (18 of 18)	Feb. 13, 1993
100	Lynn Greer, Temple vs. St. Joseph's (18 of 18)	Feb. 2, 2002
100	Gabe Martin, Liberty vs. Fla. Atlantic (18 of 18)	Dec. 20, 2002
100	Matt Freije, Vanderbilt vs. Indiana (18 of 18)	Nov. 24, 2003
100	Ron Lewis, Bowling Green vs. Eastern Mich. (18 of 18)	Mar. 6, 2004
100	James Shuler, Winthrop vs. High Point (18 of 18)	Feb. 23, 2006

**REBOUNDS**

Reb.	Player, Team vs. Opponent	Date
51	Bill Chambers, William & Mary vs. Virginia	Feb. 14, 1953
43	Charlie Slack, Marshall vs. Morris Harvey	Jan. 12, 1954
42	Tom Heinsohn, Holy Cross vs. Boston College	Mar. 1, 1955
40	Art Quimby, Connecticut vs. Boston U.	Jan. 11, 1955
40	John Tresvant, Seattle vs. Montana	Feb. 8, 1963
39	Maurice Stokes, St. Francis (Pa.) vs. John Carroll	Jan. 28, 1955
39	Dave DeBusschere, Detroit vs. Central Mich.	Jan. 30, 1960
39	Keith Swagerty, Pacific vs. UC Santa Barb.	Mar. 5, 1965
38	Jerry Koch, St. Louis vs. Bradley	Mar. 5, 1954
38	Charlie Tyra, Louisville vs. Canisius	Dec. 10, 1955
38	Steve Hamilton, Morehead St. vs. Florida St.	Jan. 2, 1957
38	Paul Silas, Creighton vs. Centenary (La.)	Feb. 19, 1962
38	Tommy Woods, East Tenn. St. vs. Middle Tenn.	Mar. 1, 1965
37	Elgin Baylor, Seattle vs. Pacific Lutheran	Feb. 28, 1958
36	Herb Neff, Tennessee vs. Georgia Tech	Jan. 26, 1952
36	Dickie Hemric, Wake Forest vs. Clemson	Feb. 4, 1955
36	Swede Halbrook, Oregon St. vs. Idaho	Feb. 15, 1955
36	Wilt Chamberlain, Kansas vs. Iowa St.	Feb. 15, 1958
36	Jim Barnes, UTEP vs. Western N.M.	Jan. 4, 1964
35	Ronnie Shavlik, North Carolina St. vs. Villanova	Jan. 29, 1955
35	Bill Ebben, Detroit vs. Brigham Young	Dec. 28, 1955
35	Larry Abney, Fresno St. vs. SMU	Feb. 17, 2000
34	Bob Burrow, Kentucky vs. Temple	Dec. 10, 1955
34	Ronnie Shavlik, North Carolina St. vs. South Carolina	Feb. 11, 1955
34	Fred Cohen, Temple vs. Connecticut	Mar. 16, 1956
34	Bailey Howell, Mississippi St. vs. LSU	Feb. 1, 1957
34	Cal Ramsey, New York U. vs. Boston College	Feb. 16, 1957
34	Artis Gilmore, Jacksonville vs. St. Peter's	Dec. 3, 1970
34	David Vaughn, Oral Roberts vs. Brandeis	Jan. 8, 1973

(Since 1973)

Reb.	Player, Team vs. Opponent	Date
35	Larry Abney, Fresno St. vs. SMU	Feb. 17, 2000
34	David Vaughn, Oral Roberts vs. Brandeis	Jan. 8, 1973
32	Durand Macklin, LSU vs. Tulane	Nov. 26, 1976
32	Jerv Vaughn Scales, Southern U. vs. Grambling	Feb. 7, 1994
31	Jim Bradley, Northern Ill. vs. Wis.-Milwaukee	Feb. 19, 1973
31	Calvin Naitt, La.-Monroe vs. Ga. Southern	Dec. 29, 1976
30	Marvin Barnes, Providence vs. Assumption	Feb. 3, 1973
30	Brad Robinson, Kent St. vs. Central Mich.	Feb. 9, 1974
30	Monti Davis, Tennessee St. vs. Alabama St.	Feb. 8, 1979
30	Rashad Jones-Jennings, Ark.-Little Rock vs. Ark.-Pine Bluff	Dec. 13, 2005
29	Lionel Garrett, Southern U. vs. Bishop	Feb. 16, 1979
29	Donald Newman, Ark.-Little Rock vs. Centenary (La.)	Jan. 24, 1984
29	Hank Gathers, Loyola Marymount vs. U.S. Int'l	Jan. 31, 1989
28	Alvan Adams, Oklahoma vs. Indiana St.	Nov. 27, 1972
28	Cliff Robinson, Southern California vs. Portland St.	Jan. 20, 1978
28	Eric McArthur, UC Santa Barb. vs. New Mexico St.	Jan. 11, 1990
28	Marcus Mann, Mississippi Val. vs. Jackson St.	Mar. 9, 1996

Reb.	Player, Team vs. Opponent	Date
28	David Bluthenthal, Southern California vs. Arizona St.	Jan. 20, 2000
28	Paul Millsap, Louisiana Tech vs. San Jose St.	Feb. 15, 2006
27	Andy Hopson, Oklahoma St. vs. Missouri	Jan. 30, 1973
27	Henry Ray, McNeese St. vs. Texas-Arlington	1974
27	Bill Walton, UCLA vs. Loyola (Ill.)	Jan. 25, 1973
27	Bill Walton, UCLA vs. Maryland	Dec. 1, 1973
27	Rick Kelley, Stanford vs. Kentucky	Dec. 22, 1974
27	Kerry Davis, Cal St. Fullerton vs. Central Mich.	Dec. 15, 1975
27	Hank Gathers, Loyola Marymount vs. U.S. Int'l	Dec. 7, 1989
27	Dikembe Mutombo, Georgetown vs. Connecticut	Mar. 8, 1991
27	Reginald Slater, Wyoming vs. Troy	Dec. 14, 1991
27	Ervin Johnson, New Orleans vs. Lamar	Feb. 18, 1993
27	Willie Fisher, Jacksonville vs. Louisiana Tech	Dec. 4, 1993
27	Kareem Carpenter, Eastern Mich. vs. Western Mich.	Feb. 8, 1995
27	Amien Hicks, Morris Brown vs. Clark Atlanta	Jan. 14, 2002
27	Andre Brown, DePaul vs. TCU	Feb. 6, 2002

**ASSISTS**

Ast.	Player, Team vs. Opponent	Date
22	Tony Fairley, Charleston So. vs. Armstrong Atlantic	Feb. 9, 1987
22	Avery Johnson, Southern U. vs. Texas Southern	Jan. 25, 1988
22	Sherman Douglas, Syracuse vs. Providence	Jan. 28, 1989
21	Mark Wade, UNLV vs. Navy	Dec. 29, 1986
21	Kelvin Scarborough, New Mexico vs. Hawaii	Feb. 13, 1987
21	Anthony Manuel, Bradley vs. UC Irvine	Dec. 19, 1987
21	Avery Johnson, Southern U. vs. Alabama St.	Jan. 16, 1988
20	Grayson Marshall, Clemson vs. Md.-East Shore	Nov. 25, 1985
20	James Johnson, Middle Tenn. vs. Freed-Hardeman	Jan. 2, 1986
20	Avery Johnson, Southern U. vs. Texas Southern	Mar. 6, 1987
20	Avery Johnson, Southern U. vs. Mississippi Val.	Feb. 8, 1988
20	Howard Evans, Temple vs. Villanova	Feb. 10, 1988
20	Jasper Walker, St. Peter's vs. Holy Cross	Feb. 11, 1989
20	Chris Corchiani, North Carolina St. vs. Maryland	Feb. 27, 1991
20	Drew Henderson, Fairfield vs. Loyola (Md.)	Jan. 25, 1992
20	Dana Harris, UMBC vs. St. Mary's	Dec. 12, 1992
20	Sam Crawford, New Mexico St. vs. Sam Houston St.	Dec. 21, 1992
20	Ray Washington, Nicholls St. vs. McNeese St.	Jan. 28, 1995
20	Mateen Cleaves, Michigan St. vs. Michigan	Mar. 4, 2000
19	Frank Nardi, Wis.-Green Bay vs. UNI	Feb. 24, 1986
19	Avery Johnson, Southern U. vs. Tex. A&M-Kingsville	Dec. 6, 1986
19	Avery Johnson, Southern U. vs. Jackson St.	Jan. 16, 1987
19	Andre Van Drost, Wagner vs. Long Island	Feb. 25, 1987
19	Todd Lehmann, Drexel vs. Liberty	Feb. 5, 1990
19	Greg Anthony, UNLV vs. Pacific	Dec. 29, 1990
19	Keith Jennings, East Tenn. St. vs. Appalachian St.	Feb. 2, 1991
19	Nelson Haggerty, Baylor vs. Oral Roberts	Feb. 27, 1993
19	Andres Rodriguez, American vs. Navy	Jan. 14, 2004

**BLOCKED SHOTS**

Blk.	Player, Team vs. Opponent	Date
14	David Robinson, Navy vs. UNC Wilmington	Jan. 4, 1986
14	Shawn Bradley, Brigham Young vs. Eastern Ky.	Dec. 7, 1990
14	Roy Rogers, Alabama vs. Georgia	Feb. 10, 1996
14	Loren Woods, Arizona vs. Oregon	Feb. 3, 2000
13	Kevin Roberson, Vermont vs. New Hampshire	Jan. 9, 1992
13	Jim McIlvaine, Marquette vs. Northeastern Ill.	Dec. 9, 1992
13	Keith Closs, Central Conn. St. vs. St. Francis (Pa.)	Dec. 21, 1994
13	D'or Fischer, Northwestern St. vs. Texas St.	Jan. 22, 2001

Twice in his career, Bill Walton grabbed 27 rebounds during a game, which ties him for 20th on the single-game chart for rebounds in a game since the 1973 season.



Photo by Rich Clarkson/NCAA Photos



Blk.	Player, Team vs. Opponent	Date
13	Kyle Davis, Auburn vs. Miami (Fla.)	Mar. 14, 2001
13	Wojciech Myrda, La.-Monroe vs. UTSA	Jan. 17, 2002
13	Anthony King, Miami (Fla.) vs. Fla. Atlantic	Nov. 29, 2004
13	Deng Gai, Fairfield vs. Siena	Jan. 22, 2005
12	David Robinson, Navy vs. James Madison	Jan. 9, 1986
12	Derrick Lewis, Maryland vs. James Madison	Jan. 28, 1987
12	Rodney Blake, St. Joseph's vs. Cleveland St.	Dec. 2, 1987
12	Walter Palmer, Dartmouth vs. Harvard	Jan. 9, 1988
12	Alan Ogg, UAB vs. Florida A&M	Dec. 16, 1988
12	Dikembe Mutombo, Georgetown vs. St. John's (N.Y.)	Jan. 23, 1989
12	Shaquille O'Neal, LSU vs. Loyola Marymount	Feb. 3, 1990
12	Cedric Lewis, Maryland vs. South Fla.	Jan. 19, 1991
12	Ervin Johnson, New Orleans vs. Texas A&M	Dec. 29, 1992
12	Kurt Thomas, TCU vs. Texas A&M	Feb. 25, 1995
12	Keith Closs, Central Conn. St. vs. Troy	Jan. 20, 1996
12	Adonal Foyle, Colgate vs. Fairfield	Nov. 26, 1996
12	Adonal Foyle, Colgate vs. Navy	Feb. 5, 1997
12	Tarvis Williams, Hampton vs. N.C. A&T	Jan. 9, 1999
12	Darrick Davenport, TCU vs. Alas. Fairbanks	Nov. 20, 1999
12	Tarvis Williams, Hampton vs. Delaware St.	Jan. 13, 2001
12	D'or Fischer, Northwestern St. vs. Siena	Nov. 21, 2001
12	Justin Williams, Wyoming vs. Utah	Mar. 10, 2006

**STEALS**

Stl.	Player, Team vs. Opponent	Date
13	Mookie Blaylock, Oklahoma vs. Centenary (La.)	Dec. 12, 1987
13	Mookie Blaylock, Oklahoma vs. Loyola Marymount	Dec. 17, 1988
12	Kenny Robertson, Cleveland St. vs. Wagner	Dec. 3, 1988
12	Terry Evans, Oklahoma vs. Florida A&M	Jan. 27, 1993
12	Richard Duncan, Middle Tenn. vs. Eastern Ky	Feb. 20, 1999
12	Greedy Daniels, TCU vs. Ark.-Pine Bluff	Dec. 30, 2000
12	Jehiel Lewis, Navy vs. Bucknell	Jan. 12, 2002
12	Cardwell Johnson, UAB vs. South Carolina St.	Nov. 27, 2005
11	Darron Brittman, Chicago St. vs. McKendree	Jan. 24, 1986
11	Darron Brittman, Chicago St. vs. St. Xavier	Feb. 8, 1986
11	Marty Johnson, Towson vs. Bucknell	Feb. 17, 1988
11	Aldwin Ware, Florida A&M vs. Tuskegee	Feb. 24, 1988
11	Mark Macon, Temple vs. Notre Dame	Jan. 29, 1989
11	Carl Thomas, Eastern Mich. vs. Chicago St.	Feb. 20, 1991
11	Ron Arnold, St. Francis (N.Y.) vs. Mt. St. Mary's	Feb. 4, 1993
11	Tyus Edney, UCLA vs. George Mason	Dec. 22, 1995
11	Philip Huler, Fla. Atlantic vs. Campbell	Jan. 18, 1997
11	Ali Ton, Davidson vs. Tufts	Nov. 29, 1997
11	Chris Thomas, Notre Dame vs. New Hampshire	Nov. 16, 2001
11	Drew Schifino, West Virginia vs. Ark.-Monticello	Dec. 1, 2001
11	John Linehan, Providence vs. Rutgers	Jan. 22, 2002
11	Travis Demanby, Fresno St. vs. Oklahoma St.	Feb. 10, 2002
10	36 tied	

**Season Records**

**POINTS**

Player, Team	Season	G	FG	3FG	FT	Pts.
Pete Maravich, LSU	†1970	31	522	—	337	1,381
Elvin Hayes, Houston	†1968	33	519	—	176	1,214
Frank Selvy, Furman	†1954	29	427	—	355	1,209
Pete Maravich, LSU	†1969	26	433	—	282	1,148
Pete Maravich, LSU	1968	26	432	—	274	1,138
Bo Kimble, Loyola Marymount	†1990	32	404	92	231	1,131
Hersey Hawkins, Bradley	†1988	31	377	87	284	1,125
Austin Carr, Notre Dame	1970	29	444	—	218	1,106
Austin Carr, Notre Dame	†1971	29	430	—	241	1,101
Otis Birdsong, Houston	†1977	36	452	—	186	1,090
Dwight Lamar, La.-Lafayette	†1972	29	429	—	196	1,054
Kevin Bradshaw, U.S. Int'l	†1991	28	358	60	278	1,054
Glenn Robinson, Purdue	†1994	34	368	79	215	1,030
Hank Gathers, Loyola Marymount	†1989	31	419	0	177	1,015
Oscar Robertson, Cincinnati	†1960	30	369	—	273	1,011
Freeman Williams, Portland St.	1977	26	417	—	176	1,010
Billy McGill, Utah	†1962	26	394	—	221	1,009
Rich Fuqua, Oral Roberts	1972	28	423	—	160	1,006
Oscar Robertson, Cincinnati	†1958	28	352	—	280	984
Oscar Robertson, Cincinnati	†1959	30	331	—	316	978
Rick Barry, Miami (Fla.)	†1965	26	340	—	293	973
Larry Bird, Indiana St.	†1979	34	376	—	221	973
Dennis Scott, Georgia Tech	1990	35	336	137	161	970
Freeman Williams, Portland St.	†1978	27	410	—	149	969
Chris Jackson, LSU	1989	32	359	84	163	965


**SCORING AVERAGE**

Player, Team	Season	G	FG	3FG	FT	Pts.	Avg.
Pete Maravich, LSU	†1970	31	522	—	337	1,381	44.5
Pete Maravich, LSU	†1969	26	433	—	282	1,148	44.2
Pete Maravich, LSU	†1968	26	432	—	274	1,138	43.8
Frank Selvy, Furman	†1954	29	427	—	355	1,209	41.7
Johnny Neumann, Mississippi	†1971	23	366	—	191	923	40.1
Freeman Williams, Portland St.	†1977	26	417	—	176	1,010	38.8
Billy McGill, Utah	†1962	26	394	—	221	1,009	38.8
Calvin Murphy, Niagara	1968	24	337	—	242	916	38.2
Austin Carr, Notre Dame	1970	29	444	—	218	1,106	38.1
Austin Carr, Notre Dame	1971	29	430	—	241	1,101	38.0
Kevin Bradshaw, U.S. Int'l	†1991	28	358	60	278	1,054	37.6
Rick Barry, Miami (Fla.)	†1965	26	340	—	293	973	37.4
Elvin Hayes, Houston	1968	33	519	—	176	1,214	36.8
Marshall Rogers, Tex.-Pan American	†1976	25	361	—	197	919	36.8
Howard Komives, Bowling Green	†1964	23	292	—	260	844	36.7
Dwight Lamar, La.-Lafayette	†1972	29	429	—	196	1,054	36.3
Hersey Hawkins, Bradley	†1988	31	377	87	284	1,125	36.3
Darrell Floyd, Furman	†1955	25	344	—	209	897	35.9
Rich Fuqua, Oral Roberts	1972	28	423	—	160	1,006	35.9
Freeman Williams, Portland St.	†1978	27	410	—	149	969	35.9
Rick Mount, Purdue	1970	20	285	—	138	708	35.4
Bo Kimble, Loyola Marymount	†1990	32	404	92	231	1,131	35.3
Oscar Robertson, Cincinnati	†1958	28	352	—	280	984	35.1
Anthony Roberts, Oral Roberts	1977	28	402	—	147	951	34.0
Dan Issele, Kentucky	1970	28	369	—	210	948	33.9
William Averitt, Pepperdine	†1973	25	352	—	144	848	33.9

**FIELD-GOAL PERCENTAGE**

(Based on qualifiers for annual championship)

Player, Team	Season	G	FG	FGA	Pct.
Steve Johnson, Oregon St.	†1981	28	235	315	74.6
Dwayne Davis, Florida	†1989	33	179	248	72.2
Keith Walker, Uica	†1985	27	154	216	71.3
Steve Johnson, Oregon St.	†1980	30	211	297	71.0
Adam Mark, Belmont	†2002	26	150	212	70.8
Oliver Miller, Arkansas	†1991	38	254	361	70.4
Alan Williams, Princeton	†1987	25	163	232	70.3
Mark McNamara, California	†1982	27	231	329	70.2
Warren Kidd, Middle Tenn.	1991	30	173	247	70.0
Pete Freeman, Akron	1991	28	175	250	70.0
Joe Senser, West Chester	†1977	25	130	186	69.9
Lee Campbell, Missouri St.	†1990	29	192	275	69.8
Stephen Scheffler, Purdue	1990	30	173	248	69.8
Brendan Haywood, North Carolina	†2000	36	191	274	69.7
Mike Atkinson, Long Beach St.	†1994	26	141	203	69.5
Lester James, St. Francis (N.Y.)	1991	29	149	215	69.3
Micheal Bradley, Villanova	†2001	31	254	367	69.2
Murray Brown, Florida St.	†1979	29	237	343	69.1
Joe Senser, West Chester	†1978	25	135	197	68.5
Charles Outlaw, Houston	†1992	31	156	228	68.4



Two of Austin Carr's seasons at Notre Dame made the top-10 list for scoring in a season: 1970 with 1,106 points and 1971 with 1,101.

Photo from Notre Dame sports information

Player, Team	Season	G	FG	FGA	Pct.
Shane Kline-Ruminski, Bowling Green	†1995	26	181	265	68.3
Marcus Kennedy, Eastern Mich.	1991	33	240	352	68.2
Felton Spencer, Louisville	1990	35	188	276	68.1
Tyrone Howard, Eastern Ky.	1987	30	156	230	67.8
Nigel Dixon, Western Ky.	†2004	28	179	264	67.8

†national leader

**THREE-POINT FIELD GOALS MADE**

Player, Team	Season	G	3FG
Darrin Fitzgerald, Butler	†1987	28	158
Freddie Banks, UNLV	1987	39	152
Randy Rutherford, Oklahoma St.	†1995	37	146
Terrence Woods, Florida A&M	†2004	31	140
Terrence Woods, Florida A&M	†2003	28	139
J.J. Redick, Duke	†2006	36	139
Dennis Scott, Georgia Tech	†1990	35	137
Demon Brown, Charlotte	2003	29	137
Rashad Phillips, Detroit	†2001	35	136
Pat Carroll, St. Joseph's	†2005	35	135
Troy Hudson, Southern Ill.	†1997	30	134
Timothy Pollard, Mississippi Val.	†1988	28	132
Jason Williams, Duke	2001	39	132
Dave Jamerson, Ohio	1990	28	131
Sydney Grider, La.-Lafayette	1990	29	131
Keith Veney, Marshall	1997	29	130
Curtis Staples, Virginia	†1998	30	130
Kyle Korver, Creighton	2003	34	129
Lazelle Durden, Cincinnati	1995	34	127
Jeff Fryer, Loyola Marymount	†1989	31	126
Jack Leasure, Coastal Caro.	2006	30	125
Timothy Pollard, Mississippi Val.	1989	28	124
Shane Battier, Duke	2001	39	124
Bobby Phills, Southern U.	†1991	28	123
Sydney Grider, La.-Lafayette	1989	29	122
Andy Kennedy, UAB	1989	34	122
Mark Alberts, Akron	1990	28	122
Chris Brown UC Irvine	†1994	26	122
Darren McLinton, James Madison	†1996	30	122
William Fourche, Southern U.	1997	27	122
Taquan Dean, Louisville	2005	37	122

**THREE-POINT FIELD GOALS MADE PER GAME**

(Based on qualifiers for annual championship)

Player, Team	Season	G	3FG	Avg.
Darrin Fitzgerald, Butler	†1987	28	158	5.64
Terrence Woods, Florida A&M	†2003	28	139	4.96
Demon Brown, Charlotte	2003	29	137	4.72
Timothy Pollard, Mississippi Val.	†1988	28	132	4.71
Chris Brown, UC Irvine	†1994	26	122	4.69
Dave Jamerson, Ohio	†1990	28	131	4.68
William Fourche, Southern U.	†1997	27	122	4.52
Sydney Grider, La.-Lafayette	1990	29	131	4.52
Terrence Woods, Florida A&M	†2004	31	140	4.52
Keith Veney, Marshall	1997	29	130	4.48
Troy Hudson, Southern Ill.	1997	30	134	4.47
Timothy Pollard, Mississippi Val.	†1989	28	124	4.43
Keke Hicks, Coastal Caro.	1994	26	115	4.42
Bobby Phills, Southern U.	†1991	28	123	4.39
Mitch Taylor, Southern U.	†1995	25	109	4.36
Mark Alberts, Akron	1990	28	122	4.36
Curtis Staples, Virginia	†1998	30	130	4.33
Jeff Fryer, Loyola Marymount	1990	28	121	4.32
Shawn Rеспert, Michigan St.	1995	28	119	4.25
Sydney Grider, La.-Lafayette	1989	29	122	4.21
Andre Collins, Loyola (Md.)	†2006	28	118	4.21
Bernard Haslett, Southern Miss.	†1993	26	109	4.19
Stevin Smith, Arizona St.	1993	27	113	4.19
Jack Leasure, Coastal Caro.	2006	30	125	4.17
Tim Roberts, Southern U.	1995	26	108	4.15

†national leader

**THREE-POINT FIELD-GOAL PERCENTAGE**

(Based on qualifiers for annual championship)

Player, Team	Season	G	3FG	3FGA	Pct.
Glenn Trof, Holy Cross	†1988	29	52	82	63.4
Sean Wightman, Western Mich.	†1992	30	48	76	63.2
Keith Jennings, East Tenn. St.	†1991	33	84	142	59.2
Dave Calloway, Monmouth	†1989	28	48	82	58.5
Steve Kerr, Arizona	1988	38	114	199	57.3
Reginald Jones, Prairie View	†1987	28	64	112	57.1
Jim Cantamessa, Siena	†1998	29	66	117	56.4
Joel Tribelhorn, Colorado St.	1989	33	76	135	56.3

Player, Team	Season	G	3FG	3FGA	Pct.
Mike Joseph, Bucknell	1988	28	65	116	56.0
Brian Jackson, Evansville	†1995	27	53	95	55.8
Amory Sanders, Southeast Mo. St.	†2001	24	53	95	55.8
Christian Laettner, Duke	1992	35	54	97	55.7
Reginald Jones, Prairie View	1988	27	85	155	54.8
Eric Rhodes, Stephen F. Austin	1987	30	58	106	54.7
Dave Orlandini, Princeton	1988	26	60	110	54.5
David Falknor, Akron	2001	22	47	87	54.0
Mike Joseph, Bucknell	1989	31	62	115	53.9
John Bays, Towson	1989	29	71	132	53.8
Jeff Anderson, Kent St.	†1993	26	44	82	53.7
Jay Edwards, Indiana	1988	23	59	110	53.6
Anthony Davis, George Mason	1987	27	45	84	53.6
Mark Anglavar, Marquette	1989	28	53	99	53.5
Scot Dimak, Stephen F. Austin	1987	30	46	86	53.5
Matt Lapin, Princeton	†1990	27	71	133	53.4
Michael Charles, UAB	1988	28	63	118	53.4

†national leader

**FREE-THROW PERCENTAGE**

(Based on qualifiers for annual championship)

Player, Team	Season	G	FT	FTA	Pct.
Blake Ahearn, Missouri St.	†2004	33	117	120	97.5
Craig Collins, Penn St.	†1985	27	94	98	95.9
J.J. Redick, Duke	2004	37	143	150	95.3
Steve Drabyn, Belmont	†2003	29	78	82	95.1
Rod Foster, UCLA	†1982	27	95	100	95.0
Clay McKnight, Pacific	†2000	24	74	78	94.9
Matt Logie, Lehigh	2003	28	91	96	94.8
Blake Ahearn, Missouri St.	†2005	32	90	95	94.7
Carlos Gibson, Marshall	†1978	28	84	89	94.4
Danny Basile, Marist	†1994	27	84	89	94.4
Jim Barton, Dartmouth	†1986	26	65	69	94.2
Gary Buchanan, Villanova	†2001	31	97	103	94.2
Jack Moore, Nebraska	1982	27	123	131	93.9
J.J. Redick, Duke	2005	33	196	209	93.8
Blake Ahearn, Missouri St.	†2006	31	117	125	93.6
Rob Robbins, New Mexico	†1990	34	101	108	93.5
Dandrea Evans, Troy	1994	27	72	77	93.5
Tommy Boyer, Arkansas	†1962	23	125	134	93.3
Jake Sullivan, Iowa St.	2003	33	83	89	93.3
Damon Goodwin, Dayton	1986	30	95	102	93.1
Brent Jolly, Tennessee Tech	2001	29	95	102	93.1
Ryan Mendez, Stanford	2001	34	94	101	93.1
Brian Magid, George Washington	†1980	26	79	85	92.9
Mike Joseph, Bucknell	1990	29	144	155	92.9
Hollis Price, Oklahoma	2003	34	130	140	92.9

†national leader

**REBOUNDS**

Player, Team	Ht.	Season	G	Reb.
Walt Dukes, Seton Hall	6-10	†1953	33	734
Leroy Wright, Pacific	6-8	†1959	26	652
Tom Gola, La Salle	6-6	†1954	30	652
Charlie Tyra, Louisville	6-8	†1956	29	645
Paul Silas, Creighton	6-7	†1964	29	631
Elvin Hayes, Houston	6-8	†1968	33	624
Artis Gilmore, Jacksonville	7-2	†1970	28	621
Tom Gola, La Salle	6-6	†1955	31	618
Ed Conlin, Fordham	6-5	1953	26	612
Art Quimby, Connecticut	6-5	1955	25	611
Bill Russell, San Francisco	6-9	1956	29	609
Jim Ware, Oklahoma City	6-8	†1966	29	607
Joe Holup, George Washington	6-6	1956	26	604
Artis Gilmore, Jacksonville	7-2	†1971	26	603
Elton Tuttle, Creighton	6-5	1954	30	601
Marvin Barnes, Providence	6-9	†1974	32	597
Bill Russell, San Francisco	6-9	1955	29	594
Art Quimby, Connecticut	6-5	1954	26	588
Ed Conlin, Fordham	6-5	1955	27	578
Marvin Barnes, Providence	6-9	†1973	30	571
Bill Spivey, Kentucky	7-0	†1951	33	567
Bob Pelkington, Xavier	6-7	1964	26	567
Paul Silas, Creighton	6-7	†1962	25	563
Elgin Baylor, Seattle	6-6	†1959	29	559
Paul Silas, Creighton	6-7	†1963	27	557

†national leader

**(Since 1973)**

Player, Team	Ht.	Season	G	Reb.
Marvin Barnes, Providence	6-9	†1974	32	597
Marvin Barnes, Providence	6-9	†1973	30	571
Kermit Washington, American	6-8	1973	25	511

Player, Team	Ht.	Season	G	Reb.
Bill Walton, UCLA	6-11	1973	30	506
Larry Bird, Indiana St.	6-9	†1979	34	505
Larry Kenon, Memphis	6-9	†1973	30	501
Akeem Olajuwon, Houston	7-0	†1984	37	500
Glenn Mosley, Seton Hall	6-8	†1977	29	473
Popeye Jones, Murray St.	6-8	†1991	33	469
Pete Padgett, Nevada	6-8	†1973	26	462
Xavier McDaniel, Wichita St.	6-8	†1985	31	460
Larry Johnson, UNLV	6-7	†1990	40	457
Tim Duncan, Wake Forest	6-11	†1997	31	457
Anthony Bonner, St. Louis	6-8	1990	33	456
Bill Cartwright, San Francisco	7-1	1979	29	455
David Robinson, Navy	6-11	†1986	35	455
Benoit Benjamin, Creighton	7-0	1985	32	451
Jerome Lane, Pittsburgh	6-6	†1987	33	444
Robert Elmore, Wichita St.	6-10	1977	28	441
John Irving, Hofstra	6-9	1977	27	440
Paul Millsap, Louisiana Tech	6-8	†2006	33	438
Lionel Garrett, Southern U.	6-9	1979	28	433
Popeye Jones, Murray St.	6-8	†1992	30	431
Andrew Bogut, Utah	7-0	†2005	35	427
Jim Bradley, Northern Ill.	6-10	1973	24	426
Hank Gathers, Loyola Marymount	6-7	†1989	31	426

†national leader

**REBOUND AVERAGE**

Player, Team	Ht.	Season	G	Reb.	Avg.
Charlie Slack, Marshall	6-5	†1955	21	538	25.6
Leroy Wright, Pacific	6-8	†1959	26	652	25.1
Art Quimby, Connecticut	6-5	1955	25	611	24.4
Charlie Slack, Marshall	6-5	1956	22	520	23.6
Ed Conlin, Fordham	6-5	†1953	26	612	23.5
Joe Holup, George Washington	6-6	†1956	26	604	23.2
Artis Gilmore, Jacksonville	7-2	†1971	26	603	23.2
Art Quimby, Connecticut	6-5	†1954	26	588	22.6
Paul Silas, Creighton	6-7	1962	25	563	22.5
Leroy Wright, Pacific	6-8	†1960	17	380	22.4
Walt Dukes, Seton Hall	6-10	1953	33	734	22.2
Charlie Tyra, Louisville	6-8	1956	29	645	22.2
Charlie Slack, Marshall	6-5	1954	21	466	22.2
Artis Gilmore, Jacksonville	7-2	†1970	28	621	22.2
Bill Chambers, William & Mary	6-4	1953	22	480	21.8
Bob Pelkington, Xavier	6-7	†1964	26	567	21.8
Dick Cunningham, Murray St.	6-10	†1967	22	479	21.8
Paul Silas, Creighton	6-7	1964	29	631	21.8
Tom Gola, La Salle	6-6	1954	30	652	21.7
Jerry Harper, Alabama	6-8	1956	24	517	21.5
Spencer Haywood, Detroit	6-8	†1969	22	472	21.5
Ed Conlin, Fordham	6-5	1955	27	578	21.4
Tom Heinsohn, Holy Cross	6-7	1956	26	549	21.1
Bill Russell, San Francisco	6-9	1956	29	609	21.0
Toby Kimball, Connecticut	6-8	†1965	23	483	21.0

†national leader; ††From 1956 through 1962, individual champions were determined by percentage of all recoveries; Holup led in percentage of recoveries and Slack led in average in 1956.

(Since 1973)

Player, Team	Ht.	Season	G	Reb.	Avg.
Kermit Washington, American	6-8	†1973	25	511	20.4
Marvin Barnes, Providence	6-9	1973	30	571	19.0
Marvin Barnes, Providence	6-9	†1974	32	597	18.7
Pete Padgett, Nevada	6-8	1973	26	462	17.8
Jim Bradley, Northern Ill.	6-10	1973	24	426	17.8
Bill Walton, UCLA	6-11	1973	30	506	16.9
Larry Kenon, Memphis	6-9	1973	30	501	16.7
Glenn Mosley, Seton Hall	6-8	†1977	29	473	16.3
John Irving, Hofstra	6-9	1977	27	440	16.3
Carlos McCullough, Tex.-Pan American	6-7	1974	22	358	16.3
Brad Robinson, Kent St.	6-7	1974	26	423	16.3
Monti Davis, Tennessee St.	6-7	†1979	26	421	16.2
Sam Pellom, Buffalo	6-8	†1976	26	420	16.2
Robert Elmore, Wichita St.	6-10	1977	28	441	15.8
Bill Cartwright, San Francisco	7-1	1979	29	455	15.7
Bill Champion, Manhattan	6-10	1973	26	402	15.5
Bill Champion, Manhattan	6-10	1974	27	419	15.5
Lionel Garrett, Southern U.	6-9	1979	28	433	15.5
Dwayne Barnett, Samford	6-6	1976	23	354	15.4
John Irving, Hofstra	6-9	†1975	21	323	15.4
Cornelius Cash, Bowling Green	6-8	1973	26	396	15.2
Pete Padgett, Nevada	6-8	1974	26	395	15.2
Jimmie Baker, UNLV	6-9	1973	28	424	15.1
Larry Smith, Alcorn St.	6-8	†1980	26	392	15.1
Charles McKinney, Baylor	6-6	1974	25	375	15.0
Lewis Lloyd, Drake	6-6	1980	27	406	15.0

†national leader

**ASSISTS**

Player, Team	Season	G	Ast.
Mark Wade, UNLV	†1987	38	406
Avery Johnson, Southern U.	†1988	30	399
Anthony Manuel, Bradley	1988	31	373
Avery Johnson, Southern U.	1987	31	333
Mark Jackson, St. John's (N.Y.)	†1986	32	328
Sherman Douglas, Syracuse	†1989	38	326
Greg Anthony, UNLV	†1991	35	310
Sam Crawford, New Mexico St.	†1993	34	310
Reid Gettys, Houston	†1984	37	309
Carl Golston, Loyola (Ill.)	†1985	33	305
Craig Neal, Georgia Tech	1988	32	303
Keith Jennings, East Tenn. St.	1991	33	301
Doug Gottlieb, Oklahoma St.	†1999	34	299
Chris Corchiani, North Carolina St.	1991	31	299
Keith Jennings, East Tenn. St.	†1990	34	297
Howard Evans, Temple	1988	34	294
Ahlon Lewis, Arizona St.	†1998	32	294
Doug Gottlieb, Oklahoma St.	†2000	34	293
Danny Tarkanian, UNLV	1984	34	289
Sherman Douglas, Syracuse	1987	38	289
Bobby Hurley, Duke	1991	39	289
Greg Anthony, UNLV	1990	39	289
Sherman Douglas, Syracuse	1988	35	288
Bobby Hurley, Duke	1990	38	288
Marcus Carr, Cal St. Northridge	†2001	32	286
Steve Blake, Maryland	†2002	36	286

†national leader

**ASSIST AVERAGE**

Player, Team	Season	G	Ast.	Avg.
Avery Johnson, Southern U.	†1988	30	399	13.30
Anthony Manuel, Bradley	1988	31	373	12.03
Avery Johnson, Southern U.	†1987	31	333	10.74
Mark Wade, UNLV	1987	38	406	10.68
Nelson Haggerty, Baylor	†1995	28	284	10.14
Glenn Williams, Holy Cross	†1989	28	278	9.92
Chris Corchiani, North Carolina St.	†1991	31	299	9.65
Tony Fairley, Charleston So.	1987	28	270	9.64
Tyrone Bogues, Wake Forest	1987	29	276	9.52
Ron Weingard, Hofstra	†1985	24	228	9.50
Craig Neal, Georgia Tech	1988	32	303	9.47
Craig Lathan, Ill.-Chicago	†1984	29	274	9.45
Curtis McCants, George Mason	1995	27	251	9.30
Andre Van Drost, Wagner	1987	28	260	9.29
Todd Lehmann, Drexel	†1990	28	260	9.29
Danny Tirado, Jacksonville	1991	28	259	9.25
Carl Golston, Loyola (Ill.)	1985	33	305	9.24
Ahlon Lewis, Arizona St.	†1998	32	294	9.19
Terrell Lowery, Loyola Marymount	1991	31	283	9.13
Keith Jennings, East Tenn. St.	1991	33	301	9.12
Sam Crawford, New Mexico St.	†1993	34	310	9.12
Mark Jackson, St. John's (N.Y.)	†1986	36	328	9.11
Aaron Mitchell, La.-Lafayette	1990	29	264	9.10
Jason Kidd, California	†1994	30	272	9.07
Mark Dickel, UNLV	†2000	31	280	9.03

†national leader

**BLOCKED SHOTS**

Player, Team	Season	G	Blk.
David Robinson, Navy	†1986	35	207
Shawn James, Northeastern	†2006	30	196
Adonal Foyle, Colgate	†1997	28	180
Keith Closs, Central Conn. St.	†1996	28	178
Shawn Bradley, Brigham Young	†1991	34	177
Wojciech Myrda, La.-Monroe	†2002	32	172
Alonzo Mourning, Georgetown	†1989	34	169
Adonal Foyle, Colgate	1996	29	165
Deng Gai, Fairfield	†2005	30	165
Justin Williams, Wyoming	2006	30	163
Ken Johnson, Ohio St.	†2000	30	161
Alonzo Mourning, Georgetown	†1992	32	160
Shaquille O'Neal, LSU	1992	30	157
Roy Rogers, Alabama	1996	32	156
Emeka Okafor, Connecticut	†2003	33	156
Dikembe Mutombo, Georgetown	1991	32	151
Adonal Foyle, Colgate	†1995	30	147
Tarvis Williams, Hampton	†2001	32	147
Emeka Okafor, Connecticut	†2004	36	147
Theo Ratliff, Wyoming	1995	28	144
David Robinson, Navy	†1987	32	144
Wojciech Myrda, La.-Monroe	2000	28	144



Player, Team	Season	G	Blk.
Cedric Lewis, Maryland.....	1991	28	143
Jim McIvaine, Marquette.....	†1994	33	142
Alvin Jones, Georgia Tech.....	†1998	33	141

†national leader

**BLOCKED-SHOT AVERAGE**

Player, Team	Season	G	Blk.	Avg.
Shawn James, Northeastern.....	†2006	30	196	6.53
Adonal Foyle, Colgate.....	†1997	28	180	6.43
Keith Closs, Central Conn St.....	†1996	28	178	6.36
David Robinson, Navy.....	†1986	35	207	5.91
Adonal Foyle, Colgate.....	1996	29	165	5.69
Deng Gai, Fairfield.....	†2005	30	165	5.50
Shawn James, Northeastern.....	2005	25	136	5.44
Justin Williams, Wyoming.....	2006	30	163	5.43
Wojciech Myrda, La.-Monroe.....	†2002	32	172	5.38
Ken Johnson, Ohio St.....	†2000	30	161	5.37
Keith Closs, Central Conn. St.....	†1995	26	139	5.35
Shaquille O'Neal, LSU.....	†1992	30	157	5.23
Shawn Bradley, Brigham Young.....	†1991	34	177	5.21
Theo Ratliff, Wyoming.....	1995	28	144	5.14
Wojciech Myrda, La.-Monroe.....	2000	28	144	5.14
Cedric Lewis, Maryland.....	1991	28	143	5.11
Shaquille O'Neal, LSU.....	1991	28	140	5.00
Alonzo Mourning, Georgetown.....	1992	32	160	5.00
Tarvis Williams, Hampton.....	†1999	27	135	5.00
Alonzo Mourning, Georgetown.....	†1989	34	169	4.97
Kevin Roberson, Vermont.....	1992	28	139	4.96
Adonal Foyle, Colgate.....	1995	30	147	4.90
Roy Rogers, Alabama.....	1996	32	156	4.88
Lorenzo Coleman, Tennessee Tech.....	1997	28	134	4.79
Kenny Green, Rhode Island.....	†1990	26	124	4.77

†national leader

**STEALS**

Player, Team	Season	G	Stl.
Desmond Cambridge, Alabama A&M.....	†2002	29	160
Mookie Blaylock, Oklahoma.....	†1988	39	150
Aldwin Ware, Florida A&M.....	1988	29	142
Darron Brittman, Chicago St.....	†1986	28	139
John Linehan, Providence.....	2002	31	139
Nadav Henefeld, Connecticut.....	†1990	37	138
Mookie Blaylock, Oklahoma.....	†1989	35	131
Ronn McMahan, Eastern Wash.....	1990	29	130
Obie Trotter, Alabama A&M.....	†2005	32	125
Marty Johnson, Towson.....	1988	30	124
Allen Iverson, Georgetown.....	†1996	37	124
Eric Coley, Tulsa.....	†2000	37	123
Jim Paguaga, St. Francis (N.Y.).....	1986	28	120
Shawn Griggs, La.-Lafayette.....	†1994	30	120
Pointer Williams, McNeese St.....	1996	27	118
Tony Fairley, Charleston So.....	†1987	28	114
Scott Burrell, Connecticut.....	†1991	31	112
Kenny Robertson, Cleveland St.....	1989	28	111
Lance Blanks, Texas.....	1989	34	111
Eric Murdock, Providence.....	1991	32	111

Player, Team	Season	G	Stl.
Jason Kidd, California.....	†1993	29	110
Johnny Rhodes, Maryland.....	1996	30	110
Robert Dowdell, Coastal Caro.....	1990	29	109
Keith Jennings, East Tenn. St.....	1991	33	109
Mark Woods, Wright St.....	1993	30	109
Gerald Walker, San Francisco.....	1994	28	109

†national leader

**STEAL AVERAGE**

Player, Team	Season	G	Stl.	Avg.
Desmond Cambridge, Alabama A&M.....	†2002	29	160	5.52
Darron Brittman, Chicago St.....	†1986	28	139	4.96
Aldwin Ware, Florida A&M.....	†1988	29	142	4.90
John Linehan, Providence.....	2002	31	139	4.48
Ronn McMahan, Eastern Wash.....	†1990	29	130	4.48
Pointer Williams, McNeese St.....	†1996	27	118	4.37
Greedy Daniels, TCU.....	†2001	25	108	4.32
Jim Paguaga, St. Francis (N.Y.).....	1986	28	120	4.29
Marty Johnson, Towson.....	1988	30	124	4.13
Tony Fairley, Charleston So.....	†1987	28	114	4.07
Shawn Griggs, La.-Lafayette.....	†1994	30	120	4.00
Kenny Robertson, Cleveland St.....	†1989	28	111	3.96
Marques Green, St. Bonaventure.....	†2004	27	107	3.96
Alexis McMillan, Stetson.....	†2003	22	87	3.95
Obie Trotter, Alabama A&M.....	†2005	32	125	3.91
Gerald Walker, San Francisco.....	1994	28	109	3.89
Mookie Blaylock, Oklahoma.....	1988	39	150	3.85
Carl Williams, Liberty.....	†2000	28	107	3.82
Desmond Cambridge, Alabama A&M.....	2001	28	107	3.82
Jason Kidd, California.....	†1993	29	110	3.79
Jay Goodman, Utah St.....	1993	27	102	3.78
Andre Cradle, Long Island.....	1994	21	79	3.76
Robert Dowdell, Coastal Caro.....	1990	29	109	3.76
Mookie Blaylock, Oklahoma.....	1989	35	131	3.74
Johnny Rhodes, Maryland.....	1996	30	110	3.67

†national leader

**TRIPLE-DOUBLES**

Player, Team	Class	Season	3B-2Bs
Michael Anderson, Drexel.....	So.	1986	4
Jason Kidd, California.....	So.	1994	4
David Robinson, Navy.....	Jr.	1986	3
Shaquille O'Neal, LSU.....	Jr.	1992	3
Gerald Lewis, SMU.....	Sr.	1993	3
David Edwards, Texas A&M.....	Sr.	1994	3
Andre Iguodala, Arizona.....	So.	2004	3
Derrick Lewis, Maryland.....	Jr.	1987	2
Luc Longley, New Mexico.....	Jr.	1990	2
Shaquille O'Neal, LSU.....	Fr.	1990	2
Kevin Roberson, Vermont.....	So.	1990	2
Dave Barnett, Fresno St.....	Sr.	1991	2
Kevin Roberson, Vermont.....	Sr.	1992	2
Anfernee Hardaway, Memphis.....	Jr.	1993	2
Sharone Wright, Clemson.....	So.	1993	2
Roy Rogers, Alabama.....	Sr.	1996	2
Keith Closs, Central Conn. St.....	So.	1996	2
Adonal Foyle, Colgate.....	Jr.	1997	2
Jerome James, Florida A&M.....	Jr.	1997	2
Sean Kennedy, Marist.....	Sr.	2002	2
Wojciech Murda, La.-Monroe.....	Sr.	2002	2
David Harrison, Colorado.....	So.	2003	2
Damitrius Coleman, Mercer.....	Jr.	2005	2
Shawn James, Northeastern.....	Fr.	2005	2
Shawn James, Northeastern.....	So.	2006	2

**CONSECUTIVE TRIPLE-DOUBLES**

Player, Team	Class	Dates	3B-2Bs
Kevin Robertson, Vermont.....	Sr.	Jan. 7-9, 1992	2
Shaquille O'Neal, LSU.....	Jr.	Feb. 19-22, 1992	2
Anfernee Hardaway, Memphis.....	Jr.	Jan. 4-6, 1993	2

**DOUBLE-DOUBLES**

Player, Team	Class	Season	2B-2Bs
Jerry West, West Virginia.....	Sr.	1960	30
Mel Counts, Oregon St.....	Sr.	1964	29
Rudy Hackett, Syracuse.....	Sr.	1975	29
Benoit Benjamin, Creighton.....	Jr.	1985	29
Derrick Coleman, Syracuse.....	Jr.	1989	29
Tim Duncan, Wake Forest.....	Sr.	1997	29
Oscar Robertson, Cincinnati.....	Jr.	1959	28
Lew Alcindor, UCLA.....	So.	1967	28
Oscar Robertson, Cincinnati.....	Jr.	1960	27
Mel Counts, Oregon St.....	Jr.	1963	27
Lew Alcindor, UCLA.....	Jr.	1968	27
Artis Gilmore, Jacksonville.....	Jr.	1970	27

Photo from Northeastern sports information



Last season, Shawn James of Northeastern set the record for averaging the most blocked shots per game during a season with 6.53 a contest. James is sitting out this season after transferring and following his coach Ron Everhart to Duquesne.

Player, Team	Class	Season	2B-2Bs
Bill Walton, UCLA	Jr.	1973	27
Willie Naulls, UCLA	Sr.	1956	26
Jerry Lucas, Ohio St.	So.	1960	26
Jerry Lucas, Ohio St.	Jr.	1961	26
Jerry Lucas, Ohio St.	Sr.	1962	26
Len Chappell, Wake Forest	Sr.	1962	26
Dan Issel, Kentucky	Sr.	1970	26
Jerome Lane, Pittsburgh	Jr.	1987	26
Brad Sellers, Ohio St.	Sr.	1986	26
Hank Gathers, Loyola Marymount	Jr.	1989	26
Andrew Bogut, Utah	So.	2005	26
Jerry West, West Virginia	Jr.	1959	25
Artis Gilmore, Jacksonville	Sr.	1971	25
Drew Gooden, Kansas	Jr.	2002	25
Chris Kaman, Central Mich.	Jr.	2003	25

**DOUBLE-DOUBLES FOR A FRESHMAN**

Player, Team	Season	2B-2Bs
Carmelo Anthony, Syracuse	2003	22
Ralph Sampson, Virginia	1980	21
Kenny Miller, Loyola (Ill.)	1988	21
Eddie Griffin, Seton Hall	2001	21
Gary Winton, Army	1975	20
Wayman Tisdale, Oklahoma	1983	19
Rickey Brown, Mississippi St.	1977	18
Steve Stielper, James Madison	1977	18
Herb Williams, Ohio St.	1978	18
Alvan Adams, Oklahoma	1973	17
Malik Rose, Drexel	1993	15
Caleb Green, Oral Roberts	2004	15
Gene Banks, Duke	1978	14
Andrew Bogut, Utah	2004	14
Leon Powe, California	2004	14
Tyrus Thomas, LSU	2006	14
Ron Baxter, Texas	1977	13
Derrick Coleman, Syracuse	1987	13
Tim Duncan, Wake Forest	1994	13
Mike Gminski, Duke	1977	12
LaSalle Thompson, Texas	1980	12
Charles Barkley, Auburn	1982	12
Michael Harris, Rice	2002	12
Bruce Atkins, Duquesne	1979	11
Michael Cage, San Diego St.	1981	10
Byron Houston, Oklahoma St.	1989	10
Brent Scott, Rice	1990	10
Shareef Abdur-Rahim, California	1996	10
Glen Davis, LSU	2005	10

**CONSECUTIVE DOUBLE-DOUBLES**

Player, Team	Class	Dates	2B-2Bs
Mel Counts, Oregon St.	Sr.	Nov. 30, 1963-Mar. 10, 1964	29
Benoit Benjamin, Creighton	Jr.	Nov. 24, 1984-Feb. 16, 1985	27
Lew Alcindor, UCLA	Jr.	Dec. 27, 1967-Mar. 23, 1968	26
Willie Naulls, UCLA	Sr.	Dec. 2, 1955-Mar. 9, 1956	25
Oscar Robertson, Cincinnati	Jr.	Dec. 31, 1958-Mar. 21, 1959	23
#Jerry Lucas, Ohio St.	Jr.	Dec. 1, 1960-Mar. 11, 1961	23
Jerry Lucas, Ohio St.	Sr.	Dec. 2, 1961-Feb. 24, 1962	21
Mike Lewis, Duke	Sr.	Dec. 1, 1967-Feb. 20, 1968	20
Jerry West, West Virginia	Sr.	Jan. 5-Mar. 12, 1960	20
Billy Cunningham, North Carolina	So.	Dec. 5, 1962-Mar. 1, 1963	20
Billy Cunningham, North Carolina	Jr.	Dec. 2, 1963-Feb. 22, 1964	20
Dave Gunther, Iowa	Sr.	Dec. 8, 1958-Feb. 21, 1959	19
Artis Gilmore, Jacksonville	Sr.	Dec. 1, 1970-Feb. 8, 1971	18
Steve Smith, Loyola Marymount	Jr.	Jan. 4-Mar. 4, 1972	18
Jack Twyman, Cincinnati	Jr.	Dec. 17, 1953-Mar. 4, 1954	17
Artis Gilmore, Jacksonville	Jr.	Dec. 9, 1969-Feb. 13, 1970	17
Jerry Lucas, Ohio St.	So.	Jan. 23-Mar. 19, 1960	15
Bill Walton, UCLA	So.	Dec. 10, 1971-Jan. 28, 1972	15
Rickey Brown, Mississippi St.	Sr.	Nov. 30, 1979-Jan. 17, 1980	15
Andre Moore, Loyola (Ill.)	Sr.	Jan. 12-Feb. 23, 1987	15
Spencer Dunkley, Delaware	Sr.	Dec. 10, 1992-Feb. 6, 1993	15
Jim Haderlein, Loyola Marymount	Jr.	Dec. 2, 1969-Jan. 29, 1970	14
Marvin Roberts, Utah St.	Sr.	Dec. 1, 1970-Jan. 14, 1971	14
Alvan Adams, Oklahoma	Fr.	Dec. 28, 1972-Feb. 10, 1973	14
Marvin Roberts, Utah St.	Jr.	Dec. 1, 1969-Jan. 19, 1970	13
Wayne Sappleton, Loyola (Ill.)	Sr.	Nov. 27, 1981-Jan. 11, 1982	13

#Missed the Jan. 9, 1961, game because of injury.

**Top Season Performances by Class**

**SCORING AVERAGE**

Class	Player, Team	Season	G	FG	3FG	FT	Pts.	Avg.
Senior	Pete Maravich, LSU	1970	31	522	—	337	1,381	44.5
Junior	Pete Maravich, LSU	1969	26	433	—	282	1,148	44.2
Sophomore	Pete Maravich, LSU	1968	26	432	—	274	1,138	43.8
Freshman	Chris Jackson, LSU	1989	32	359	84	163	965	30.2

**FIELD-GOAL PERCENTAGE**

Class	Player, Team	Season	G	FG	FGA	Pct.
Senior	Steve Johnson, Oregon St.	1981	28	235	315	74.6
Junior	Steve Johnson, Oregon St.	1980	30	211	297	71.0
Sophomore	Dwayne Davis, Florida	1989	33	179	248	72.2
Freshman	Sidney Moncrief, Arkansas	1976	28	149	224	66.5

**THREE-POINT FIELD GOALS MADE PER GAME**

Class	Player, Team	Season	G	3FG	Avg.
Senior	Darrin Fitzgerald, Butler	1987	28	158	5.64
Junior	Terrence Woods, Florida A&M	2003	28	139	4.96
Sophomore	Mark Alberts, Akron	1990	28	122	4.36
Freshman	Keith Veney, Lamar	1993	27	106	3.93

**THREE-POINT FIELD-GOAL PERCENTAGE**

Class	Player, Team	Season	G	3FG	3FGA	Pct.
Senior	Keith Jennings, East Tenn. St.	1991	33	84	142	59.2
Junior	Glenn Tropf, Holy Cross	1988	29	52	82	63.4
Sophomore	Dave Calloway, Monmouth	1989	28	48	82	58.5
Freshman	Jay Edwards, Indiana	1988	23	59	110	53.6

**FREE-THROW PERCENTAGE**

Class	Player, Team	Season	G	FT	FTA	Pct.
Senior	Craig Collins, Penn St.	1985	27	94	98	95.9
Junior	Steve Drabyn, Belmont	2003	29	78	82	95.1
Sophomore	J.J. Redick, Duke	2004	37	143	150	95.3
Freshman	Blake Ahearn, Missouri St.	2004	33	117	120	97.5

**REBOUND AVERAGE**

Class	Player, Team	Season	G	Reb.	Avg.
Senior	Art Quimby, Connecticut	1955	25	611	24.4
Junior	Charlie Slack, Marshall	1955	21	538	25.6
Sophomore	Ed Conlin, Fordham	1953	26	612	23.5
Freshman	Pete Padgett, Nevada	1973	26	462	17.8

**REBOUND AVERAGE (Since 1973)**

Class	Player, Team	Season	G	Reb.	Avg.
Senior	Kermit Washington, American	1973	22	439	20.0
Junior	Marvin Barnes, Providence	1973	30	571	19.0
Sophomore	Brad Robinson, Kent St.	1974	26	423	16.3
Freshman	Pete Padgett, Nevada	1973	26	462	17.8

**ASSIST AVERAGE**

Class	Player, Team	Season	G	Ast.	Avg.
Senior	Avery Johnson, Southern U.	1988	30	399	13.30
Junior	Anthony Manuel, Bradley	1988	31	373	12.03
Sophomore	Curtis McCants, George Mason	1995	27	251	9.30
Freshman	Omar Cook, St. John's (N.Y.)	2001	29	252	8.69

**BLOCKED-SHOT AVERAGE**

Class	Player, Team	Season	G	Blk.	Avg.
Senior	Deng Gai, Fairfield	2005	30	165	5.50
Junior	Adonal Foyle, Colgate	1997	28	180	6.43
Sophomore	Shawn James, Northeastern	2006	30	196	6.53
Freshman	Shawn James, Northeastern	2005	26	136	5.44

**STEAL AVERAGE**

Class	Player, Team	Season	G	Stl.	Avg.
Senior	Desmond Cambridge, Alabama A&M	2002	29	160	5.52
Junior	Kenny Robertson, Cleveland St.	1989	28	111	3.96
Sophomore	Gerald Walker, San Francisco	1994	28	109	3.89
Freshman	Jason Kidd, California	1993	29	110	3.79

**Top Season Performances by a Freshman**

**POINTS**

Player, Team	Season	G	FG	3FG	FT	Pts.
Chris Jackson, LSU	1989	32	359	84	163	965
James Williams, Austin Peay	1973	29	360	—	134	854

Player, Team	Season	G	FG	3FG	FT	Pts.
Jason Conley, VMI	2002	28	285	79	171	820
Wayman Tisdale, Oklahoma	1983	33	338	—	134	810
Alphonso Ford, Mississippi Val.	1990	27	289	104	126	808

**SCORING AVERAGE**

Player, Team	Season	G	FG	3FG	FT	Pts.	Avg.
Chris Jackson, LSU	1989	32	359	84	163	965	30.2
Alphonso Ford, Mississippi Val.	1990	27	289	104	126	808	29.9
James Williams, Austin Peay	1973	29	360	—	134	854	29.4
Jason Conley, VMI	2002	28	285	79	171	820	29.3
Harry Kelly, Texas Southern	1980	26	313	—	127	753	29.0

**FIELD-GOAL PERCENTAGE**

Player, Team	Season	G	FG	FGA	Pct.
Sidney Moncrief, Arkansas	1976	28	149	224	66.5
Gary Trent, Ohio	1993	27	194	298	65.1
Ed Pinckney, Villanova	1982	32	169	264	64.0
David Harrison, Colorado	2002	27	139	218	63.8
Jimmy Lunsford, Alabama St.	1993	22	142	223	63.7

**THREE-POINT FIELD GOALS MADE**

Player, Team	Season	G	3FG
Keydren Clark, St. Peter's	2003	29	109
Keith Venev, Lamar	1993	27	106
Alphonso Ford, Mississippi Val.	1990	27	104
Tony Ross, San Diego St.	1987	28	104
Ronnie McCollum, Centenary (La.)	1998	30	101
Ken Tutt, Oral Roberts	2004	28	101

**THREE-POINT FIELD GOALS MADE PER GAME**

Player, Team	Season	G	3FG	Avg.
Keith Venev, Lamar	1993	27	106	3.93
Alphonso Ford, Mississippi Val.	1990	27	104	3.85
Keydren Clark, St. Peter's	2003	29	109	3.76
Tony Ross, San Diego St.	1987	28	104	3.71
Donnie Carr, La Salle	1997	27	99	3.67

**THREE-POINT FIELD-GOAL PERCENTAGE**

Player, Team	Season	G	3FG	3FGA	Pct.
Jay Edwards, Indiana	1988	23	59	110	53.6
Ross Richardson, Loyola Marymount	1991	25	61	116	52.6
Lance Barker, Valparaiso	1992	26	61	117	52.1
Ed Peterson, Yale	1989	28	53	104	51.0
Ross Land, Northern Ariz.	1997	28	64	126	50.8
Willie Brand, Texas-Arlington	1988	29	65	128	50.8

**FREE-THROW PERCENTAGE**

Player, Team	Season	G	FT	FTA	Pct.
Blake Ahearn, Missouri St.	2004	33	117	120	97.5
Jim Barton, Dartmouth	1986	26	65	69	94.2
J.J. Redick, Duke	2003	33	102	111	91.9
Steve Alford, Indiana	1984	31	137	150	91.3
Gerry McNamara, Syracuse	2003	35	90	99	90.9

**REBOUNDS**

Player, Team	Season	G	Reb.
Pete Padgett, Nevada	1973	26	462
Kenny Miller, Loyola (Ill.)	1988	29	395
Shaquille O'Neal, LSU	1990	32	385
Ralph Sampson, Virginia	1980	34	381
Paul Millsap, Louisiana Tech	2004	30	374

**REBOUND AVERAGE**

Player, Team	Season	G	Reb.	Avg.
Pete Padgett, Nevada	1973	26	462	17.8
Glenn Mosley, Seton Hall	1974	21	299	14.2
Ira Terrell, SMU	1973	25	352	14.1
Kenny Miller, Loyola (Ill.)	1988	29	395	13.6
Bob Stephens, Drexel	1976	23	307	13.3

**ASSISTS**

Player, Team	Season	G	Ast.
Bobby Hurlley, Duke	1990	38	288
Kenny Anderson, Georgia Tech	1990	35	285
T.J. Ford, Texas	2002	33	273
Andre LaFleur, Northeastern	1984	32	252
Omar Cook, St. John's (N.Y.)	2001	29	252
Chris Thomas, Notre Dame	2002	33	252

**ASSIST AVERAGE**

Player, Team	Season	G	Ast.	Avg.
Omar Cook, St. John's (N.Y.)	2001	29	252	8.69
T.J. Ford, Texas	2002	33	273	8.27

Player, Team	Season	G	Ast.	Avg.
Orlando Smart, San Francisco	1991	29	237	8.17
Kenny Anderson, Georgia Tech	1990	35	285	8.14
Taurence Chisholm, Delaware	1985	28	224	8.00

**BLOCKED SHOTS**

Player, Team	Season	G	Blk.
Shawn Bradley, Brigham Young	1991	34	177
Alonzo Mourning, Georgetown	1989	34	169
Adonal Foyle, Colgate	1995	30	147
Alvin Jones, Georgia Tech	1998	33	141
Keith Closs, Central Conn. St.	1995	26	139

**BLOCKED-SHOT AVERAGE**

Player, Team	Season	G	Blk.	Avg.
Shawn James, Northeastern	2005	25	136	5.44
Keith Closs, Central Conn. St.	1995	26	139	5.35
Shawn Bradley, Brigham Young	1991	34	177	5.21
Alonzo Mourning, Georgetown	1989	34	169	4.97
Adonal Foyle, Colgate	1995	30	147	4.90

**STEALS**

Player, Team	Season	G	Stl.
Nadav Henefeld, Connecticut	1990	37	138
Jason Kidd, California	1993	29	110
Kellii Taylor, Pittsburgh	1997	32	101
Ben Larson, Cal Poly	1996	29	100
Five tied with 90			

**STEAL AVERAGE**

Player, Team	Season	G	Stl.	Avg.
Jason Kidd, California	1993	29	110	3.79
Nadav Henefeld, Connecticut	1990	37	138	3.73
Ben Larson, Cal Poly	1996	29	100	3.45
Eric Murdock, Providence	1988	28	90	3.21
Pat Baldwin, Northwestern	1991	28	90	3.21
Joel Hoover, Md.-East. Shore	1997	28	90	3.21

**Career Records**

**POINTS**

Player, Team	Ht.	Last Season	Yrs.	G	FG	3FG#	FT	Pts.
Pete Maravich, LSU	6-5	1970	3	83	1,387	—	893	3,667
Freeman Williams, Portland St.	6-4	1978	4	106	1,369	—	511	3,249
Lionel Simmons, La Salle	6-7	1990	4	131	1,244	56	673	3,217
Alphonso Ford, Mississippi Val.	6-2	1993	4	109	1,121	333	590	3,165
Harry Kelly, Texas Southern	6-7	1983	4	110	1,234	—	598	3,066
Keydren Clark, St. Peter's	5-9	2006	4	118	967	435	689	3,058
Hersey Hawkins, Bradley	6-3	1988	4	125	1,100	118	690	3,008
Oscar Robertson, Cincinnati	6-5	1960	3	88	1,052	—	869	2,973
Danny Manning, Kansas	6-10	1988	4	147	1,216	10	509	2,951
Alfredrick Hughes, Loyola (Ill.)	6-5	1985	4	120	1,226	—	462	2,914
Elvin Hayes, Houston	6-8	1968	3	93	1,215	—	454	2,884
Larry Bird, Indiana St.	6-9	1979	3	94	1,154	—	542	2,850
Otis Birdsong, Houston	6-4	1977	4	116	1,176	—	480	2,832
Kevin Bradshaw, Bethune-Cookman & U.S. Int'l	6-6	1991	4	111	1,027	132	618	2,804
Allan Houston, Tennessee	6-5	1993	4	128	902	346	651	2,801
J.J. Redick, Duke	6-4	2006	4	139	825	457	662	2,769
Hank Gathers, Southern California & Loyola Marymount	6-7	1990	4	117	1,127	0	469	2,723

**Danny Manning scored 2,951 points in his career at Kansas from 1985-88. That total places him ninth on the all-time chart.**




Photo by Rich Clarkson/NCAA Photos



Player, Team	Last						
	Ht.	Season	Yrs.	G	FG	3FG#	FT Pts.
Reggie Lewis, Northeastern	6-7	1987	4	122	1,043	30(1)	592 2,708
Daren Queenan, Lehigh	6-5	1988	4	118	1,024	29	626 2,703
Byron Larkin, Xavier	6-3	1988	4	121	1,022	51	601 2,696
David Robinson, Navy	7-1	1987	4	127	1,032	1	604 2,669
Wayman Tisdale, Oklahoma	6-9	1985	3	104	1,077	—	507 2,661
Troy Bell, Boston College	6-1	2003	4	122	761	300	810 2,632
Michael Brooks, La Salle	6-7	1980	4	114	1,064	—	500 2,628
Calbert Cheaney, Indiana	6-6	1993	4	132	1,018	148	429 2,613
Mark Macon, Temple	6-5	1991	4	126	980	246	403 2,609
Don MacLean, UCLA	6-10	1992	4	127	943	11	711 2,608
Joe Dumars, McNeese St.	6-3	1985	4	116	941	(5)	723 2,605
Henry Domercant, Eastern Ill.	6-4	2003	4	120	861	285	595 2,602
Terrance Bailey, Wagner	6-2	1987	4	110	985	42	579 2,591
Dickie Hemric, Wake Forest	6-6	1955	4	104	841	—	905 2,587
Calvin Naitt, La-Monroe	6-5	1979	4	108	1,017	—	547 2,581
Derrick Chievous, Missouri	6-7	1988	4	130	893	30	764 2,580
Skip Henderson, Marshall	6-2	1988	4	125	1,000	133	441 2,574
Austin Carr, Notre Dame	6-3	1971	3	74	1,017	—	526 2,560
Sean Elliott, Arizona	6-8	1989	4	133	896	140	623 2,555
Rodney Monroe, North Caro. St.	6-3	1991	4	124	885	322	459 2,551
Calvin Murphy, Niagara	5-10	1970	3	77	947	—	654 2,548
Keith Van Horn, Utah	6-9	1997	4	122	891	206	554 2,542
Frank Selvy, Furman	6-3	1954	3	78	922	—	694 2,538
Johnny Dawkins, Duke	6-2	1986	4	133	1,026	(19)	485 2,537
Willie Jackson, Centenary (La.)	6-6	1984	4	114	995	(18)	545 2,535
Steve Rogers, Alabama St.	6-5	1992	4	113	817	187	713 2,534
Steve Burt, Iona	6-2	1984	4	121	1,003	—	528 2,534
Shawn Respert, Michigan St.	6-3	1995	4	118	866	331	468 2,531
Joe Jakubick, Akron	6-5	1984	4	108	973	(53)	584 2,530
Andrew Toney, La.-Lafayette	6-3	1980	4	107	996	—	534 2,526
Ron Perry, Holy Cross	6-2	1980	4	109	922	—	680 2,524
Ronnie McCollum, Centenary (La.)	6-4	2001	4	113	822	345	535 2,524
Mike Olliver, Lamar	6-1	1981	4	122	1,130	—	258 2,518
Bryant Stith, Virginia	6-5	1992	4	131	856	114	690 2,516
Bill Bradley, Princeton	6-5	1965	3	83	856	—	791 2,503
Jeff Gray, Iowa St.	6-5	1988	4	125	974	27	527 2,502
Elgin Baylor, Albertson & Seattle	6-6	1958	3	80	956	—	588 2,500

#Listed is the number of three-pointers scored since it became the national rule in 1987; the number in the parenthesis is number scored before 1987—these counted as three points in the game but counted as two-pointers in the national rankings. The three-pointers in the parenthesis are not included in total points.

**2,000-POINT SCORERS**

A total of 424 players in Division I history have scored at least 2,000 points over their careers. The first was Jim Lacy, Loyola (Md.), with 2,154 over four seasons ending with 1949. The first to reach 2,000 in a three-season career was Furman's Frank Selvy, 2,538 through 1954. The 424 come from 211 different colleges. Duke leads with nine 2,000-pointers: Jim Spanarkel (last season was 1979), Mike Gminski (1980), Gene Banks (1981), Mark Alarie (1986), Johnny Dawkins (1986), Danny Ferry (1989), Christian Laetner (1992), Jason Williams (2002) and J.J. Redick (2006). Next are Georgia Tech, La Salle, Notre Dame, Syracuse and Villanova with six, followed by Boston College, Indiana, Michigan, Murray State, North Carolina, Oklahoma, Tennessee, Wake Forest and Xavier with five apiece.

**SCORING AVERAGE**

(Minimum 1,400 points)

Player, Team	Last						
	Season	Yrs.	G	FG	3FG	FT	Pts. Avg.
Pete Maravich, LSU	1968	3	83	1,387	—	893	3,667 44.2
Austin Carr, Notre Dame	1971	3	74	1,017	—	526	2,560 34.6
Oscar Robertson, Cincinnati	1960	3	88	1,052	—	869	2,973 33.8
Calvin Murphy, Niagara	1970	3	77	947	—	654	2,548 33.1
Dwight Lamar, La.-Lafayette	†1973	2	57	768	—	326	1,862 32.7
Frank Selvy, Furman	1954	3	78	922	—	694	2,538 32.5
Rick Mount, Purdue	1970	3	72	910	—	503	2,323 32.3
Darrell Floyd, Furman	1956	3	71	868	—	545	2,281 32.1
Nick Werkman, Seton Hall	1964	3	71	812	—	649	2,273 32.0
Willie Humes, Idaho St.	1971	2	48	565	—	380	1,510 31.5
William Averitt, Pepperdine	1973	2	49	615	—	311	1,541 31.4
Elgin Baylor, Albertson & Seattle	1958	3	80	956	—	588	2,500 31.3
Elvin Hayes, Houston	1968	3	93	1,215	—	454	2,884 31.0
Freeman Williams, Portland St.	1978	4	106	1,369	—	511	3,249 30.7
Larry Bird, Indiana St.	1979	3	94	1,154	—	542	2,850 30.3
Bill Bradley, Princeton	1965	3	83	856	—	791	2,503 30.2
Rich Fuqua, Oral Roberts	†1973	2	54	692	—	233	1,617 29.9
Wilt Chamberlain, Kansas	1958	2	48	503	—	427	1,433 29.9
Rick Barry, Miami (Fla.)	1965	3	77	816	—	666	2,298 29.8
Doug Collins, Illinois St.	1973	3	77	894	—	452	2,240 29.1
Alphonso Ford, Mississippi Val.	1993	4	109	1,121	333	590	3,165 29.0
Chris Jackson, LSU	1990	2	64	664	172	354	1,854 29.0

Player, Team	Last						
	Season	Yrs.	G	FG	3FG	FT	Pts. Avg.
Dave Schellhase, Purdue	1966	3	74	746	—	582	2,074 28.8
Dick Wilkinson, Virginia	1955	3	78	783	—	665	2,233 28.6
James Williams, Austin Peay	1974	2	54	632	—	277	1,541 28.5

†Each played two years of non-Division I competition (Lamar—four years, 3,493 points and 31.2 average; Fuqua—four years, 3,004 points and 27.1 average).

**FIELD-GOAL PERCENTAGE**

(Minimum 400 field goals made and 4 field goals made per game)

Player, Team	Last						
	Ht.	Season	Yrs.	G	FG	FGA	Pct.
Steve Johnson, Oregon St.	6-10	1981	4	116	828	1,222	67.8
Michael Bradley, Kentucky & Villanova	6-10	2001	3	100	441	651	67.7
Murray Brown, Florida St.	6-8	1980	4	106	566	847	66.8
Lee Campbell, Middle Tenn. & Missouri St.	6-7	1990	3	88	411	618	66.5
Warren Kidd, Middle Tenn.	6-9	1993	3	83	496	747	66.4
Todd MacCulloch, Washington	7-0	1999	4	115	702	1,058	66.4
Joe Senser, West Chester	6-5	1979	4	96	476	719	66.2
Kevin Magee, UC Irvine	6-8	1982	2	56	552	841	65.6
Orlando Phillips, Pepperdine	6-7	1983	2	58	404	618	65.4
Bill Walton, UCLA	6-11	1974	3	87	747	1,147	65.1
William Herndon, Massachusetts	6-3	1992	4	100	472	728	64.8
Sean Finn, Dayton	7-0	2004	4	123	414	640	64.7
Larry Stewart, Coppin St.	6-8	1991	3	91	676	1,046	64.6
Adam Mark, Belmont	6-8	2004	4	112	656	1,018	64.4
Larry Johnson, UNLV	6-7	1991	2	75	612	952	64.3
Dwayne Davis, Florida	6-7	1991	4	124	572	892	64.1
Nate Harris, Utah St.	6-7	2006	5	126	588	918	64.1
Lew Alcindor, UCLA	7-2	1969	3	88	943	1,476	63.9
Akeem Olajuwon, Houston	7-0	1984	3	100	532	833	63.9
Brendan Haywood, North Carolina	7-0	2001	4	141	541	849	63.7
Oliver Miller, Arkansas	6-9	1992	4	137	680	1,069	63.6
Mike Coleman, Liberty	6-7	1992	4	105	421	663	63.5
Jeff Ruland, Iona	6-10	1980	3	89	717	1,130	63.5
Mark McNamara, California	6-10	1982	4	107	709	1,119	63.4
Dan McClintock, Northern Ariz.	7-0	2000	4	115	542	858	63.2

**THREE-POINT FIELD GOALS**

Player, Team	Last			
	Ht.	Season	Yrs.	G 3FG
J.J. Redick, Duke	6-4	2006	4	139 457
Keydren Clark, St. Peter's	5-9	2006	4	118 435
Curtis Staples, Virginia	6-3	1998	4	122 413
Keith Vene, Lamar & Marshall	6-3	1997	4	111 409
Doug Day, Radford	6-1	1993	4	117 401
Gerry McNamara, Syracuse	6-2	2006	4	135 400
Michael Watson, UMKC	6-0	2004	4	117 391
Ronnie Schmitz, UMKC	6-3	1993	4	112 378
Mark Alberts, Akron	6-1	1993	4	107 375
Brett Blizzard, UNC Wilmington	6-4	2003	4	125 371
Kyle Korver, Creighton	6-7	2003	4	128 371
Pat Bradley, Arkansas	6-2	1999	4	132 366
Bryce Drew, Valparaiso	6-3	1998	4	121 364
Jeff Fryer, Loyola Marymount	6-2	1990	4	112 363
Taquan Dean, Louisville	6-3	2006	4	128 359
T.J. Sorrentine, Vermont	6-3	2005	4	120 354
Steve Novak, Marquette	6-10	2006	4	126 354
Terrence Woods, Florida A&M	6-3	2004	4	123 353
Dennis Scott, Georgia Tech	6-8	1990	3	99 351
Rashad Phillips, Detroit	5-10	2001	4	129 348
Allan Houston, Tennessee	6-5	1993	4	128 346
Jobey Thomas, Charlotte	6-4	2002	4	130 346
Ronnie McCollum, Centenary (La.)	6-4	2001	4	113 345
Brendan Plavich, Vanderbilt & Charlotte	6-2	2005	4	120 345
Trajan Langdon, Duke	6-4	1999	4	136 342
Salim Stoudamire, Arizona	6-1	2005	4	129 342

**THREE-POINT FIELD GOALS PER GAME**

(Minimum 200 three-point field goals made)

Player, Team	Last				
	Ht.	Season	Yrs.	G	3FG Avg.
Timothy Pollard, Mississippi Val.	6-3	1989	2	56	256 4.57
Sydney Grider, La.-Lafayette	6-3	1990	2	58	253 4.36
Brian Merriweather, Tex.-Pan American	6-3	2001	3	84	332 3.95
Josh Heard, Tennessee Tech	6-2	2000	2	55	210 3.82
Kareem Townes, La Salle	6-3	1995	3	81	300 3.70
Keydren Clark, St. Peter's	5-9	2006	4	118	435 3.69
Keith Vene, Lamar & Marshall	6-3	1997	4	111	409 3.68
Dave Mooney, Coastal Caro.	6-4	1988	2	56	202 3.61
Dennis Scott, Georgia Tech	6-8	1990	3	99	351 3.55
Mark Alberts, Akron	6-1	1993	4	107	375 3.50



Player, Team	Ht.	Last			G	3FG	Avg.
		Season	Yrs.	Yrs.			
Doug Day, Radford	6-1	1993	4	117	401	3.43	
Curtis Staples, Virginia	6-3	1998	4	122	413	3.39	
Ronnie Schmitz, UMKC	6-3	1993	4	112	378	3.38	
Michael Watson, UMKC	6-0	2004	4	117	391	3.34	
J.J. Redick, Duke	6-4	2006	4	139	457	3.29	
Jeff Fryer, Loyola Marymount	6-2	1990	4	112	363	3.24	
Dana Barros, Boston College	5-11	1989	3	91	291	3.20	
Tony Ross, San Diego St.	6-3	1989	3	85	270	3.18	
Randy Woods, La Salle	6-0	1992	3	88	278	3.16	
Dominick Young, Fresno St.	5-10	1997	3	89	279	3.13	
Wally Lancaster, Virginia Tech	6-5	1989	3	82	257	3.13	
David Sivulich, St. Mary's (Cal.)	5-10	1998	3	76	238	3.13	
Jim Barton, Dartmouth	6-4	1989	3	78	242	3.10	
Alan Barkside, Colorado & Ark.-Little Rock	6-4	2001	4	86	264	3.07	
Alphonso Ford, Mississippi Val.	6-2	1993	4	109	333	3.06	

**THREE-POINT FIELD-GOAL PERCENTAGE**

(Minimum 200 three-point field goals made and 2.0 three-point field goals made per game)

Player, Team	Ht.	Last			G	3FG	3FGA	Pct.
		Season	Yrs.	Yrs.				
Tony Bennett, Wis.-Green Bay	6-0	1992	4	118	290	584	49.7	
David Olson, Eastern Ill.	6-4	1992	4	111	262	562	46.6	
Ross Land, Northern Ariz.	6-5	2000	4	117	308	664	46.4	
Dan Dickau, Washington & Gonzaga	6-0	2002	4	97	215	465	46.2	
Steve Novak, Marquette	6-10	2006	4	126	354	768	46.1	
Sean Jackson, Ohio & Princeton	5-11	1992	4	104	243	528	46.0	
Barry Booker, Vanderbilt	6-3	1989	3	98	246	535	46.0	
Kevin Booth, Mt. St. Mary's	6-0	1993	5	110	265	577	45.9	
Dave Calloway, Monmouth	6-3	1991	4	115	260	567	45.9	
Tony Ross, San Diego St.	6-3	1992	3	85	270	589	45.8	
Salim Stoudamire, Arizona	6-1	2005	4	129	342	747	45.8	
Jason Matthews, Pittsburgh	6-3	1991	4	123	259	567	45.7	
Corey Reed, Radford	6-6	1998	4	104	232	510	45.5	
Jim Barton, Dartmouth	6-4	1989	3	78	242	532	45.5	
Shawn Respert, Michigan St.	6-3	1995	4	118	331	728	45.5	
Kyle Korver, Creighton	6-7	2003	4	128	371	819	45.3	
Carlton Becton, N.C. A&T	6-6	1989	3	84	209	462	45.2	
Eric Channing, New Mexico St.	6-4	2002	4	124	283	627	45.1	
Ray Allen, Connecticut	6-5	1996	3	101	233	520	44.8	
Curtis Shelton, Southeast Mo. St.	5-9	1994	4	107	215	480	44.8	
Jeff McCool, New Mexico St.	6-5	1989	3	92	201	450	44.7	
Jason Kapono, UCLA	6-8	2003	4	127	317	710	44.6	
Pat Carroll, St. Joseph's	6-5	2005	4	110	294	661	44.5	
J. Robert Merritt, Samford	6-6	2006	5	115	311	702	44.3	
Scott Neely, Campbell	6-3	1996	4	115	244	553	44.1	
Wesley Person, Auburn	6-6	1994	4	108	262	594	44.1	

**FREE-THROW PERCENTAGE**

(Minimum 300 free throws made and 2.5 free throws made per game)

Player, Team	Ht.	Last			G	FT	FTA	Pct.
		Season	Yrs.	Yrs.				
Gary Buchanan, Villanova	6-0	2003	4	122	324	355	91.3	
J.J. Redick, Duke	6-4	2006	4	139	662	726	91.2	
Greg Starrick, Kentucky & Southern Ill.	6-0	1972	4	72	341	375	90.9	
Jack Moore, Nebraska	6-0	1982	4	105	446	495	90.1	
Steve Henson, Kansas St.	6-0	1990	4	127	361	401	90.0	
Steve Alford, Indiana	6-7	1987	4	125	535	596	89.8	
Bob Lloyd, Rutgers	6-0	1967	3	77	543	605	89.8	



In 2005, Salim Stoudamire of Arizona made 45.8 percent of his shots from beyond the three-point arc to land him 11th on the all-time chart for highest percentage in a season.

Player, Team	Ht.	Last			G	FT	FTA	Pct.
		Season	Yrs.	Yrs.				
Jake Sullivan, Iowa St.	6-0	2004	4	123	354	395	89.6	
Jim Barton, Dartmouth	6-4	1989	4	104	394	440	89.5	
Tommy Boyer, Arkansas	6-0	1963	3	70	315	353	89.2	
Kyle Korver, Creighton	6-7	2003	4	128	312	350	89.1	
Gerry McNamara, Syracuse	6-0	2006	4	135	435	490	88.8	
Brent Jolly, Tennessee Tech	6-0	2003	4	123	347	391	88.7	
Marcus Wilson, Evansville	6-0	1999	4	119	455	513	88.7	
Joe Crispin, Penn St.	6-0	2001	4	127	448	506	88.5	
Ron Perry, Holy Cross	6-0	1980	4	109	680	768	88.5	
Joe Dykstra, Western Ill.	6-0	1983	4	117	587	663	88.5	
Mike Joseph, Bucknell	6-0	1990	4	115	397	449	88.4	
Kyle Macy, Purdue & Kentucky	6-0	1980	5	125	416	471	88.3	
Matt Hildebrand, Liberty	6-0	1994	4	117	398	451	88.2	
Jimmy England, Tennessee	6-0	1971	3	81	319	362	88.1	
Rod Foster, UCLA	6-0	1983	4	113	309	351	88.0	
Michael Smith, Brigham Young	6-0	1989	4	122	431	491	87.8	
Jason Matthews, Pittsburgh	6-0	1991	4	123	481	548	87.8	
Mike Iuzzolino, Penn St. & St. Francis (Pa.)	6-0	1991	4	112	402	458	87.8	

**REBOUNDS**

Player, Team	Ht.	Last			G	Reb.
		Season	Yrs.	Yrs.		
Tom Gola, La Salle	6-6	1955	4	118	2,201	
Joe Holup, George Washington	6-6	1956	4	104	2,030	
Charlie Slack, Marshall	6-5	1956	4	88	1,916	
Ed Conlin, Fordham	6-5	1955	4	102	1,884	
Dickie Hemric, Wake Forest	6-6	1955	4	104	1,802	
Paul Silas, Creighton	6-7	1964	3	81	1,751	
Art Quimby, Connecticut	6-5	1955	4	80	1,716	
Jerry Harper, Alabama	6-8	1956	4	93	1,688	
Jeff Cohen, William & Mary	6-7	1961	4	103	1,679	
Steve Hamilton, Morehead St.	6-7	1958	4	102	1,675	
Charlie Tyra, Louisville	6-8	1957	4	95	1,617	
Bill Russell, San Francisco	6-9	1956	3	79	1,606	
Elvin Hayes, Houston	6-8	1968	3	93	1,602	
Ron Shavlik, North Carolina St.	6-8	1956	3	95	1,598	
Marvin Barnes, Providence	6-9	1974	3	89	1,592	
Tim Duncan, Wake Forest	6-11	1997	4	128	1,570	
Elgin Baylor, Albertson & Seattle	6-6	1958	3	80	1,559	
Ernie Beck, Penn	6-4	1953	3	82	1,557	
Dave DeBusschere, Detroit	6-5	1962	3	80	1,552	
Wes Unseld, Louisville	6-8	1968	3	82	1,551	
Derrick Coleman, Syracuse	6-9	1990	4	143	1,537	
Malik Rose, Drexel	6-7	1996	4	120	1,514	
Ralph Sampson, Virginia	7-4	1983	4	132	1,511	
Chris Smith, Virginia Tech	6-6	1961	4	88	1,508	
Keith Swagerty, Pacific	6-7	1967	3	82	1,505	

(For careers beginning in 1973 or after)

Player, Team	Ht.	Last			G	Reb.
		Season	Yrs.	Yrs.		
Tim Duncan, Wake Forest	6-11	1997	4	128	1,570	
Derrick Coleman, Syracuse	6-9	1990	4	143	1,537	
Malik Rose, Drexel	6-7	1996	4	120	1,514	
Ralph Sampson, Virginia	7-4	1983	4	132	1,511	
Pete Padgett, Nevada	6-8	1976	4	104	1,464	
Lionel Simmons, La Salle	6-7	1990	4	131	1,429	
Anthony Bonner, St. Louis	6-7	1990	4	133	1,424	
Tyrone Hill, Xavier	6-9	1990	4	126	1,380	
Popeye Jones, Murray St.	6-8	1992	4	123	1,374	
Michael Brooks, La Salle	6-7	1980	4	114	1,372	
Xavier McDaniel, Wichita St.	6-7	1985	4	117	1,359	
John Irving, Arizona & Hofstra	6-9	1977	4	103	1,348	
Sam Clancy, Pittsburgh	6-6	1981	4	116	1,342	
Keith Lee, Memphis	6-10	1985	4	128	1,336	
Larry Smith, Alcorn St.	6-8	1980	4	111	1,334	
Clarence Weatherspoon, Southern Miss.	6-7	1992	4	117	1,320	
Michael Cage, San Diego St.	6-9	1984	4	112	1,317	
Bob Stephens, Drexel	6-7	1979	4	99	1,316	
Patrick Ewing, Georgetown	7-0	1985	4	143	1,316	
David Robinson, Navy	7-1	1987	4	127	1,314	
Wayne Rollins, Clemson	7-1	1977	4	110	1,311	
David West, Xavier	6-9	2003	4	126	1,309	
Bob Warner, Maine	6-6	1976	4	96	1,304	
Ervin Johnson, New Orleans	6-11	1993	4	123	1,287	
Calvin Natt, La.-Monroe	6-5	1979	4	108	1,285	

**REBOUND AVERAGE**

(Minimum 800 rebounds)

Player, Team	Ht.	Last			G	Reb.	Avg.
		Season	Yrs.	Yrs.			
Artis Gilmore, Jacksonville	7-2	1971	2	54	1,224	22.7	
Charlie Slack, Marshall	6-5	1956	4	88	1,916	21.8	
Paul Silas, Creighton	6-7	1964	3	81	1,751	21.6	

Photo by Arizona Athletics Photography

Player, Team	Ht.	Last			Avg.	
		Season	Yrs.	G		
Leroy Wright, Pacific	6-8	1960	3	67	1,442	21.5
Art Quimby, Connecticut	6-5	1955	4	80	1,716	21.5
Walt Dukes, Seton Hall	6-10	1953	2	59	1,247	21.1
Bill Russell, San Francisco	6-9	1956	3	79	1,606	20.3
Kermit Washington, American	6-8	1973	3	73	1,478	20.2
Julius Erving, Massachusetts	6-6	1971	2	52	1,049	20.2
Joe Holup, George Washington	6-6	1956	4	104	2,030	19.5
Elgin Baylor, Albertson & Seattle	6-6	1958	3	80	1,559	19.5
Dave DeBusschere, Detroit	6-5	1962	3	80	1,552	19.4
Ernie Beck, Penn	6-4	1953	3	82	1,557	19.0
Wes Unseld, Louisville	6-8	1968	3	82	1,551	18.9
Tom Gola, La Salle	6-6	1955	4	118	2,201	18.7
Ed Conlin, Fordham	6-5	1955	4	102	1,884	18.5
Keith Swagerty, Pacific	6-7	1967	3	82	1,505	18.4
Wilt Chamberlain, Kansas	7-0	1958	2	48	877	18.3
Jerry Harper, Alabama	6-8	1956	4	93	1,688	18.2
Dick Cunningham, Murray St.	6-10	1968	3	71	1,292	18.2
Marvin Barnes, Providence	6-9	1974	3	89	1,592	17.9
Jim Barnes, UTEP	6-8	1964	2	54	965	17.9
Alex Ellis, Niagara	6-5	1958	3	77	1,376	17.9
Dickie Hemric, Wake Forest	6-6	1955	4	104	1,802	17.3
Elvin Hayes, Houston	6-8	1968	3	93	1,602	17.2

(For careers beginning in 1973 or after; minimum 800 rebounds)

Player, Team	Ht.	Last			Avg.	
		Season	Yrs.	G		
Glenn Mosley, Seton Hall	6-8	1977	4	83	1,263	15.2
Bill Campion, Manhattan	6-10	1975	3	74	1,070	14.6
Pete Padgett, Nevada	6-8	1976	4	104	1,464	14.1
Bob Warner, Maine	6-6	1976	4	96	1,304	13.6
Shaquille O'Neal, LSU	7-1	1992	3	90	1,217	13.5
Cornelius Cash, Bowling Green	6-8	1975	3	79	1,068	13.5
Ira Terrell, SMU	6-8	1976	3	80	1,077	13.5
Bob Stephens, Drexel	6-7	1979	4	99	1,316	13.3
Larry Bird, Indiana St.	6-9	1979	3	94	1,247	13.3
Bernard King, Tennessee	6-7	1977	3	76	1,004	13.2
John Irving, Arizona & Hofstra	6-9	1977	4	103	1,348	13.1
Carey Scurry, Long Island	6-9	1985	3	79	1,013	12.8
Paul Millsap, Louisiana Tech	6-8	2006	3	92	1,172	12.7
Adonal Foyle, Colgate	6-10	1997	3	87	1,103	12.7
Warren Kidd, Middle Tenn.	6-6	1993	3	83	1,048	12.6
Malik Rose, Drexel	6-7	1996	4	120	1,514	12.6
Jervughn Scates, Southern U.	6-6	1994	3	88	1,099	12.5
Tim Duncan, Wake Forest	6-11	1997	4	128	1,570	12.3
Michael Brooks, La Salle	6-7	1980	4	114	1,372	12.0
Larry Smith, Alcorn St.	6-8	1980	4	111	1,334	12.0
Wayne Rollins, Clemson	7-1	1977	4	110	1,311	11.9
Calvin Nait, La.-Monroe	6-5	1979	4	108	1,285	11.9
Ed Lawrence, McNeese St.	7-0	1976	4	102	1,212	11.9
Michael Cage, San Diego St.	6-9	1984	4	112	1,317	11.8
Xavier McDaniel, Wichita St.	6-7	1985	4	117	1,359	11.6
John Rudd, McNeese St.	6-6	1978	4	102	1,181	11.6
Sam Clancy, Pittsburgh	6-6	1981	4	116	1,342	11.6
Larry Stewart, Coppin St.	6-6	1991	3	91	1,052	11.6
Reggie Jackson, Nicholls St.	6-6	1995	4	110	1,271	11.6

**ASSISTS**

Player, Team	Ht.	Last			Ast.
		Season	Yrs.	G	
Bobby Hurley, Duke	6-0	1993	4	140	1,076
Chris Corchiani, North Carolina St.	6-1	1991	4	124	1,038
Ed Cota, North Carolina	6-2	2000	4	138	1,030
Keith Jennings, East Tenn. St.	5-7	1991	4	127	983
Steve Blake, Maryland	6-3	2003	4	138	972
Sherman Douglas, Syracuse	6-0	1989	4	138	960
Tony Miller, Marquette	6-0	1995	4	123	956
Aaron Miles, Kansas	6-1	2005	4	138	954
Greg Anthony, Portland & UNLV	6-1	1991	4	138	950
Doug Gottlieb, Notre Dame & Oklahoma St.	6-1	2000	4	124	947
Gary Payton, Oregon St.	6-2	1990	4	120	939
Orlando Smart, San Francisco	6-0	1994	4	116	902
Andre LaFleur, Northeastern	6-3	1987	4	128	894
Chico Fletcher, Arkansas St.	5-6	2000	4	114	893
Jim Les, Bradley	5-11	1986	4	118	884
Frank Smith, Old Dominion	6-0	1988	4	120	883
Taurence Chisholm, Delaware	5-7	1988	4	110	877
Grayson Marshall, Clemson	6-2	1988	4	122	857
Anthony Manuel, Bradley	5-11	1989	4	108	855
Pooh Richardson, UCLA	6-1	1989	4	122	833
Chris Thomas, Notre Dame	6-1	2005	4	128	833
Butch Moore, SMU	5-10	1986	4	125	828
Chris Duhon, Duke	6-1	2004	4	144	819

Player, Team	Ht.	Last			Ast.
		Season	Yrs.	G	
Mateen Cleaves, Michigan St.	6-3	2000	4	123	816
Drafton Davis, Marist	6-0	1988	4	115	804
Jacque Vaughn, Kansas	6-1	1997	4	126	804

**ASSIST AVERAGE**  
(Minimum 550 assists)

Player, Team	Ht.	Last			Avg.	
		Season	Yrs.	G		
Avery Johnson, Southern U.	5-11	1988	2	61	732	12.00
Sam Crawford, New Mexico St.	5-8	1993	2	67	592	8.84
Mark Wade, Oklahoma & UNLV	6-0	1987	3	79	693	8.77
Chris Corchiani, North Carolina St.	6-1	1991	4	124	1,038	8.37
Taurence Chisholm, Delaware	5-7	1988	4	110	877	7.97
Van Usher, Tennessee Tech	6-0	1992	3	85	676	7.95
Anthony Manuel, Bradley	5-11	1989	4	108	855	7.92
Chico Fletcher, Arkansas St.	5-6	2000	4	114	893	7.83
Gary Payton, Oregon St.	6-2	1990	4	120	938	7.82
Orlando Smart, San Francisco	6-0	1994	4	116	902	7.78
Tony Miller, Marquette	6-0	1995	4	123	956	7.77
Keith Jennings, East Tenn. St.	5-7	1991	4	127	983	7.74
Bobby Hurley, Duke	6-0	1993	4	140	1,076	7.69
Doug Gottlieb, Notre Dame & Oklahoma St.	6-1	2000	4	124	947	7.63
Chuck Evans, Old Dominion & Mississippi St.	5-11	1993	3	85	648	7.62
Jim Les, Bradley	5-11	1986	4	118	884	7.49
Ed Cota, North Carolina	6-2	2000	4	138	1,030	7.46
Curtis McCants, George Mason	6-0	1998	3	81	598	7.38
Frank Smith, Old Dominion	6-0	1988	4	120	883	7.36
Doug Wojcik, Navy	6-1	1987	3	99	714	7.21
Mark Woods, Wright St.	6-1	1993	4	113	811	7.18
Nelson Haggerty, Baylor	6-0	1995	4	98	699	7.13
Steve Blake, Maryland	6-3	2003	4	138	972	7.04
Grayson Marshall, Clemson	6-2	1988	4	122	857	7.02
Drafton Davis, Marist	6-0	1988	4	115	804	6.99

**BLOCKED SHOTS**

Player, Team	Ht.	Last			Blk.
		Season	Yrs.	G	
Wojciech Mydra, La.-Monroe	7-2	2002	4	115	535
Adonal Foyle, Colgate	6-10	1997	3	87	492
Tim Duncan, Wake Forest	6-11	1997	4	128	481
Alonzo Mourning, Georgetown	6-10	1992	4	120	453
Tarvis Williams, Hampton	6-9	2001	4	114	452
Ken Johnson, Ohio St.	6-11	2001	4	127	444
Deng Gai, Fairfield	6-9	2005	4	100	442
Emeka Okafor, Connecticut	6-9	2004	3	103	441
Lorenzo Coleman, Tennessee Tech	7-1	1997	4	113	437
Calvin Booth, Penn St.	6-11	1999	4	114	428
Theo Ratliff, Wyoming	6-10	1995	4	111	425
Troy Murphy, Notre Dame	6-9	2001	3	94	425
Etan Thomas, Syracuse	6-9	2000	4	122	424
Shelden Williams, Duke	6-9	2006	4	139	422
Rodney Blake, St. Joseph's	6-8	1988	4	116	419
Shaquille O'Neal, LSU	7-1	1992	3	90	412
Kevin Roberson, Vermont	6-7	1992	4	112	409
Jim McIvaine, Marquette	7-1	1994	4	118	399
Tim Perry, Temple	6-9	1988	4	130	392
D'or Fischer, Northwestern St. & West Virginia	6-11	2005	4	127	392
Jason Lawson, Villanova	6-11	1997	4	131	375
Pervis Ellison, Louisville	6-9	1989	4	136	374
Peter Aluma, Liberty	6-10	1997	4	119	366
Acie Earl, Iowa	6-10	1993	4	116	365
Jerome James, Florida A&M	7-1	1998	3	81	363

**BLOCKED-SHOT AVERAGE**  
(Minimum 225 blocked shots)

Player, Team	Ht.	Last			Avg.	
		Season	Yrs.	G		
Keith Closs, Central Conn. St.	7-2	1996	2	54	317	5.87
Adonal Foyle, Colgate	6-10	1997	3	87	492	5.66
David Robinson, Navy	6-11	1987	2	67	351	5.24
Wojciech Mydra, La.-Monroe	7-2	2002	4	115	535	4.65
Shaquille O'Neal, LSU	7-1	1992	3	90	412	4.58
Troy Murphy, Notre Dame	6-9	2001	3	94	425	4.52
Jerome James, Florida A&M	7-1	1998	3	81	363	4.48
Deng Gai, Fairfield	6-9	2005	4	100	442	4.42
Emeka Okafor, Connecticut	6-9	2004	3	103	441	4.28
Justin Williams, Wyoming	6-10	2006	2	58	244	4.21
Justin Rowe, Maine	7-0	2003	2	55	226	4.11
Tarvis Williams, Hampton	6-9	2001	4	114	452	3.96
Lorenzo Coleman, Tennessee Tech	7-1	1997	4	113	437	3.87
Theo Ratliff, Wyoming	6-10	1995	4	111	425	3.83
Alonzo Mourning, Georgetown	6-10	1992	4	120	453	3.78

Player, Team	Ht.	Last			G	Blk.	Avg.
		Season	Yrs.				
Tim Duncan, Wake Forest.....	6-11	1997	4	128	481	3.76	
Calvin Booth, Penn St.....	6-11	1999	4	114	428	3.75	
Lorenzo Williams, Stetson.....	6-9	1991	2	63	234	3.71	
Dikembe Mutombo, Georgetown.....	7-2	1991	3	96	354	3.69	
Marcus Camby, Massachusetts.....	6-11	1996	3	92	336	3.65	
Kevin Roberson, Vermont.....	6-7	1992	4	112	409	3.65	
Rodney Blake, St. Joseph's.....	6-8	1988	4	116	419	3.61	
Ken Johnson, Ohio St.....	6-11	2001	4	127	444	3.50	
Etan Thomas, Syracuse.....	6-9	2000	4	122	424	3.48	
Kelvin Cato, South Ala. & Iowa St.....	6-11	1997	3	79	274	3.47	

**STEALS**

Player, Team	Ht.	Last			G	Stl.
		Season	Yrs.			
John Linehan, Providence.....	5-9	2002	5	122	385	
Eric Murdock, Providence.....	6-2	1991	4	117	376	
Pepe Sanchez, Temple.....	6-0	2000	4	116	365	
Cookie Belcher, Nebraska.....	6-4	2001	5	131	353	
Kevin Braswell, Georgetown.....	6-2	2002	4	128	349	
Bonzi Wells, Ball St.....	6-5	1998	4	116	347	
Obie Trotter, Alabama A&M.....	6-1	2006	4	114	346	
Gerald Walker, San Francisco.....	6-1	1996	4	111	344	
Johnny Rhodes, Maryland.....	6-6	1996	4	122	344	
Michael Anderson, Drexel.....	5-11	1988	4	115	341	
Kenny Robertson, Cleveland St.....	6-0	1990	4	119	341	
Keith Jennings, East Tenn. St.....	5-7	1991	4	127	334	
Juan Dixon, Maryland.....	6-3	2002	4	141	333	
Desmond Cambridge, Alabama A&M.....	6-1	2002	3	84	330	
Greg Anthony, Portland & UNLV.....	6-1	1991	4	138	329	
Jason Hart, Syracuse.....	6-3	2000	4	132	329	
Chris Corchiani, North Carolina St.....	6-1	1991	4	124	328	
Marques Green, St. Bonaventure.....	5-7	2004	4	112	325	
Gary Payton, Oregon St.....	6-2	1990	4	120	321	
Chris Garner, Memphis.....	5-10	1997	4	123	321	
Tim Winn, St. Bonaventure.....	5-10	2000	4	108	319	
Mark Woods, Wright St.....	6-1	1993	4	113	314	
Pointer Williams, Tulane & McNeese St.....	6-0	1996	4	115	314	
Tim Smith, East Tenn. St.....	5-9	2006	4	114	313	
Scott Burrell, Connecticut.....	6-7	1993	4	119	310	
Clarence Ceasar, LSU.....	6-7	1995	4	112	310	
Shawnta Rogers, George Washington.....	5-4	1999	4	114	310	

**STEAL AVERAGE**

(Minimum 225 steals)

Player, Team	Ht.	Last			G	Stl.	Avg.
		Season	Yrs.				
Desmond Cambridge, Alabama A&M.....	6-1	2002	3	84	330	3.93	
Mookie Blaylock, Oklahoma.....	6-0	1989	2	74	281	3.80	
Ronn McMahan, Eastern Wash.....	5-9	1990	3	64	225	3.52	
Eric Murdock, Providence.....	6-2	1991	4	117	376	3.21	
Van Usher, Tennessee Tech.....	6-0	1992	3	85	270	3.18	
John Linehan, Providence.....	5-9	2002	5	122	385	3.16	
Pepe Sanchez, Temple.....	6-0	2000	4	116	365	3.15	
Gerald Walker, San Francisco.....	6-1	1996	4	111	344	3.10	
Obie Trotter, Alabama A&M.....	6-1	2006	4	114	346	3.04	
Bonzi Wells, Ball St.....	6-5	1998	4	116	347	2.99	
Michael Anderson, Drexel.....	5-11	1988	4	115	341	2.97	
Tim Winn, St. Bonaventure.....	5-10	2000	4	108	319	2.95	
Haywoode Workman, Oral Roberts.....	6-3	1989	3	85	250	2.94	
Shawn Griggs, LSU & La-Lafayette.....	6-6	1994	3	89	260	2.92	
Marques Green, St. Bonaventure.....	5-7	2004	4	112	325	2.90	
Morris Scott, Florida A&M.....	6-0	2001	4	87	252	2.90	
Kenny Robertson, Cleveland St.....	6-0	1990	4	119	341	2.87	
Jason Rowe, Loyola (Md.).....	5-10	2000	4	95	272	2.86	
Darnell Mee, Western Ky.....	6-3	1993	3	91	259	2.85	
Pat Baldwin, Northwestern.....	6-1	1994	4	96	272	2.83	
Johnny Rhodes, Maryland.....	6-6	1996	4	122	344	2.82	
Mark Woods, Wright St.....	6-1	1993	4	113	314	2.78	
Clarence Ceasar, LSU.....	6-7	1995	4	112	310	2.77	
Louis Ford, Howard.....	5-6	2006	4	86	238	2.77	
Aldwin Ware, Florida A&M.....	6-2	1988	4	110	301	2.74	

**2,000 POINTS & 1,000 REBOUNDS**

Player, Team	Ht.	Last			Pts.	Reb.
		Season	Yrs.			
Lionel Simmons, La Salle.....	6-7	1990	4	131	3,217	1,429
Harry Kelly, Texas Southern.....	6-7	1983	4	110	3,066	1,085
Oscar Robertson, Cincinnati.....	6-5	1960	3	88	2,973	1,338
Danny Manning, Kansas.....	6-10	1988	4	147	2,951	1,187
Elvin Hayes, Houston.....	6-8	1968	3	93	2,884	1,602
Larry Bird, Indiana St.....	6-9	1979	3	94	2,850	1,247
Hank Gathers, Southern California & Loyola Marymount.....	6-7	1990	4	117	2,723	1,128

Player, Team	Ht.	Last			G	Pts.	Reb.
		Season	Yrs.				
Daren Queenan, Lehigh.....	6-5	1988	4	118	2,703	1,013	
David Robinson, Navy.....	7-1	1987	4	127	2,669	1,314	
Wayman Tisdale, Oklahoma.....	6-9	1985	3	104	2,661	1,048	
Michael Brooks, La Salle.....	6-7	1980	4	114	2,628	1,372	
Dickie Hemric, Wake Forest.....	6-6	1955	4	104	2,587	1,802	
Calvin Natt, La.-Monroe.....	6-5	1979	4	108	2,581	1,285	
Keith Van Horn, Utah.....	6-9	1997	4	122	2,542	1,074	
Willie Jackson, Centenary (La.).....	6-6	1984	4	114	2,535	1,013	
Bill Bradley, Princeton.....	6-5	1965	3	83	2,503	1,008	
Elgin Baylor, Albertson & Seattle.....	6-6	1958	3	80	2,500	1,559	
Tom Gola, La Salle.....	6-6	1955	4	118	2,462	2,201	
Christian Laettner, Duke.....	6-11	1992	4	148	2,460	1,149	
Keith Lee, Memphis.....	6-11	1985	4	128	2,408	1,336	
Phil Sellers, Rutgers.....	6-5	1976	4	114	2,399	1,115	
Byron Houston, Oklahoma St.....	6-7	1992	4	127	2,379	1,190	
Ron Harper, Miami (Ohio).....	6-6	1986	4	120	2,377	1,119	
Bryant Reeves, Oklahoma St.....	7-0	1995	4	136	2,367	1,152	
Craig Smith, Boston College.....	6-7	2006	4	130	2,349	1,114	
Lew Alcindor, UCLA.....	7-2	1969	3	88	2,325	1,367	
Mike Gminski, Duke.....	6-11	1980	4	122	2,323	1,242	
Billy McGill, Utah.....	6-9	1962	3	86	2,321	1,106	
Adam Keefe, Stanford.....	6-9	1992	4	125	2,319	1,119	
Jerry West, West Virginia.....	6-3	1960	3	93	2,309	1,240	
Tunji Awojobi, Boston U.....	6-5	1997	4	114	2,308	1,237	
Jonathan Moore, Furman.....	6-8	1980	4	117	2,299	1,242	
Rick Barry, Miami (Fla.).....	6-7	1965	3	77	2,298	1,274	
Gary Winton, Army.....	6-5	1978	4	105	2,296	1,168	
Kenneth Lyons, North Texas.....	6-7	1983	4	111	2,291	1,020	
Tom Davis, Delaware St.....	6-6	1991	4	95	2,274	1,013	
Nick Werkman, Seton Hall.....	6-3	1964	3	71	2,273	1,036	
Jim McDaniel, Western Ky.....	7-0	1971	3	81	2,238	1,118	
Joe Holup, George Washington.....	6-6	1956	4	104	2,222	2,030	
Ralph Sampson, Virginia.....	7-4	1983	4	132	2,225	1,511	
Juan Mendez, Niagara.....	6-7	2005	4	123	2,210	1,053	
Patrick Ewing, Georgetown.....	7-0	1985	4	143	2,184	1,316	
Doug Smith, Missouri.....	6-10	1991	4	128	2,184	1,054	
Jenny Sanders, George Mason.....	6-5	1989	4	107	2,177	1,026	
Joe Barry Carroll, Purdue.....	7-1	1980	4	123	2,175	1,148	
Reggie King, Alabama.....	6-6	1979	4	118	2,168	1,279	
Len Chappell, Wake Forest.....	6-8	1962	3	87	2,165	1,213	
Danny Ferry, Duke.....	6-10	1989	4	143	2,155	1,003	
Xavier McDaniel, Wichita St.....	6-7	1985	4	117	2,152	1,359	
Derrick Coleman, Syracuse.....	6-9	1990	4	143	2,143	1,537	
Joe Binion, N.C. A&T.....	6-8	1984	4	116	2,143	1,194	
Pervis Ellison, Louisville.....	6-9	1989	4	136	2,143	1,149	
Dan Issel, Kentucky.....	6-9	1970	3	83	2,138	1,078	
Jesse Arnelles, Penn St.....	6-5	1955	4	102	2,138	1,238	
Ryan Gomes, Providence.....	6-7	2005	4	116	2,138	1,028	
Sam Perkins, North Carolina.....	6-10	1984	4	135	2,133	1,167	
David West, Xavier.....	6-9	2003	4	126	2,132	1,309	
Bob Elliott, Arizona.....	6-10	1977	4	114	2,131	1,083	
Clarence Weatherspoon, Southern Miss.....	6-7	1992	4	117	2,130	1,320	
Reggie Jackson, Nicholls St.....	6-6	1995	4	110	2,124	1,271	
Greg Grant, Utah St.....	6-7	1986	4	115	2,124	1,003	
John Wallace, Syracuse.....	6-8	1996	4	127	2,119	1,065	
Tim Duncan, Wake Forest.....	6-11	1997	4	128	2,117	1,570	
Odell Hodge, Old Dominion.....	6-9	1997	5	128	2,117	1,086	
Bill Cartwright, San Francisco.....	6-11	1979	4	111	2,116	1,137	
Bob Harstad, Creighton.....	6-6	1991	4	128	2,110	1,126	
Gary Trent, Ohio.....	6-8	1995	3	93	2,108	1,050	
Nick Collison, Kansas.....	6-9	2003	4	142	2,097	1,143	
B.B. Davis, Lamar.....	6-8	1981	4	119	2,084	1,122	
Durand Macklin, LSU.....	6-7	1981	5	123	2,080	1,276	
Ralph Crosswaite, Western Ky.....	6-9	1959	4	103	2,076	1,309	
Hakim Warrick, Syracuse.....	6-8	2005	4	135	2,073	1,025	
Sidney Green, UNLV.....	6-9	1983	4	119	2,069	1,276	
Bob Lanier, St. Bonaventure.....	6-11	1970	3	75	2,067	1,180	
Raef LaFrentz, Kansas.....	6-11	1998	4	131	2,066	1,186	
Fred West, Texas Southern.....	6-9	1990	4	118	2,066	1,136	
Sidney Moncrief, Arkansas.....	6-4	1979	4	122	2,066	1,015	
Popeye Jones, Murray St.....	6-8	1992	4	123	2,057	1,374	
Danya Abrams, Boston College.....	6-7	1997	4	122	2,053	1,029	
Mark Acres, Oral Roberts.....	6-11	1985	4	110	2,038	1,051	
Fred Hetzel, Davidson.....	6-8	1965	3	79	2,032	1,094	
Bailey Howell, Mississippi St.....	6-7	1959	3	75	2,030	1,277	
Malik Rose, Drexel.....	6-7	1996	4	120	2,024	1,514	
Larry Krystkowiak, Montana.....	6-9	1986	4	120	2,017	1,105	
Greg Kelsner, Michigan St.....	6-7	1979	4	115	2,014	1,092	
Michael Harris, Rice.....	6-6	2005	4	121	2,014	1,111	
Brandon Hunter, Ohio.....	6-7	2003	4	119	2,012	1,103	
Herb Williams, Ohio St.....	6-10	1981	4	114	2,011	1,111	
Stacey Augmon, UNLV.....	6-8	1991	4	145	2,011	1,005	
Jeff Cohen, William & Mary.....	6-7	1961	4	103	2,003	1,679	



Player, Team	Ht.	Last Season	Yrs.	G	Pts.	Reb.
Tyrone Hill, Xavier.....	6-9	1990	4	126	2,003	1,380
Alonzo Mourning, Georgetown.....	6-10	1992	4	120	2,001	1,032
Josh Grant, Utah.....	6-9	1993	5	131	2,000	1,066

**TRIPLE-DOUBLES**

Player, Team	Last Season	Yrs.	3B-2Bs
Michael Anderson, Drexel.....	1988	4	6
Shaquille O'Neal, LSU.....	1992	3	6
Kevin Roberson, Vermont.....	1992	4	5
David Robinson, Navy.....	1987	4	4
Jason Kidd, California.....	1994	3	4
David Edwards, Texas A&M.....	1994	4	4
Adonal Foyle, Colgate.....	1997	3	4
Shawn James, Northeastern.....	2006	2	4
Gerald Lewis, SMU.....	1993	4	3
Trenton Hassell, Austin Peay.....	2001	3	3
Wojciech Murda, La.-Monroe.....	2002	3	3
Andre Iguodala, Arizona.....	2004	3	3
Derrick Lewis, Maryland.....	1988	4	2
Luc Longley, New Mexico.....	1991	4	2
Dave Barnett, Fresno St.....	1991	2	2
Alonzo Mourning, Georgetown.....	1991	4	2
Stacey Augmon, UNLV.....	1991	4	2
Chris Mills, Kentucky & Arizona.....	1993	4	2
Anfernee Hardaway, Memphis.....	1993	3	2
Sharone Wright, Clemson.....	1994	3	2
Mark Davis, Texas Tech.....	1995	3	2
Keith Closs, Central Conn. St.....	1996	2	2
Brian Skinner, Baylor.....	1998	4	2
Bonzi Wells, Ball St.....	1998	4	2
Kenyon Martin, Cincinnati.....	2000	4	2
Loren Woods, Arizona.....	2001	2	2
D'or Fischer, Northwestern St. & West Virginia.....	2001	4	2
Sean Kennedy, Marist.....	2002	4	2
Luke Jackson, Oregon.....	2004	4	2
David Harrison, Colorado.....	2004	3	2
Damitrius Coleman, Mercer.....	2005	1	2

**DOUBLE-DOUBLES**

Player, Team	Last Season	Yrs.	2B-2Bs
Tim Duncan, Wake Forest.....	1997	4	87
Ralph Sampson, Virginia.....	1983	4	84
Derrick Coleman, Syracuse.....	1990	4	83
Malik Rose, Drexel.....	1996	4	80
Oscar Robertson, Cincinnati.....	1960	3	79
Jerry Lucas, Ohio St.....	1962	3	78
Mel Counts, Oregon St.....	1964	3	78
Lew Alcindor, UCLA.....	1969	3	78
Keith Lee, Memphis.....	1985	4	74
Don May, Dayton.....	1968	3	72
Bill Walton, UCLA.....	1974	3	72
Gary Winton, Army.....	1978	4	71
Hank Finkel, Dayton.....	1966	3	69
David West, Xavier.....	2003	4	68
Bob Stephens, Drexel.....	1979	4	67
Tyrone Hill, Xavier.....	1990	4	67
Len Chappell, Wake Forest.....	1962	3	66
Jim Haderlein, Loyola Marymount.....	1971	3	66
Sam Clancy, Pittsburgh.....	1981	4	66
Dave Cowens, Florida St.....	1970	3	65
Dan Issel, Kentucky.....	1970	3	64
Mike Gminski, Duke.....	1980	3	63
Jack Twyman, Cincinnati.....	1955	4	62
Dave Cowens, Florida St.....	1970	3	62

Player, Team	Last Season	2B-2Bs
Billy Cunningham, North Carolina.....	1965	3 61
Tree Rollins, Clemson.....	1977	4 61
Michael Cage, San Diego St.....	1984	4 61

**CONSECUTIVE DOUBLE-DOUBLES**

Player, Team	Dates	2B-2Bs
Billy Cunningham, North Carolina.....	Dec. 5, 1962-Feb. 22, 1964	40
#Jerry Lucas, Ohio St.....	Jan. 23, 1960-Mar. 11, 1961	38
Oscar Robertson, Cincinnati.....	Dec. 31, 1958-Jan. 2, 1960	33
Mel Counts, Oregon St.....	Mar. 23, 1963-Mar. 10, 1964	30
Lew Alcindor, UCLA.....	Dec. 27, 1967-Dec. 6, 1968	28
Benoit Benjamin, Creighton.....	Mar. 15, 1984-Feb. 16, 1985	28
Artis Gilmore, Jacksonville.....	Feb. 18, 1970-Feb. 8 1971	27
Tim Duncan, Wake Forest.....	1996-97	26
Willie Naulls, UCLA.....	Dec. 2, 1955-Mar. 9, 1956	25
Jerry Lucas, Ohio St.....	Mar. 18, 1961-Feb. 24, 1962	24
Mike Lewis, Duke.....	Mar. 13, 1967-Feb. 20, 1968	21
Jack Twyman, Cincinnati.....	Dec. 17, 1953-Jan. 6, 1955	20
Jerry West, West Virginia.....	Jan. 5-Mar. 12, 1960	20
Jim Haderlein, Loyola Marymount.....	Feb. 21, 1969-Jan. 29, 1970	20
Steve Smith, Loyola Marymount.....	Jan. 4-Dec. 4, 1972	20
Dave Gunther, Iowa.....	Dec. 8, 1958-Feb. 21, 1959	19
Jerry West, West Virginia.....	Feb. 18-Dec. 29, 1959	17
Marvin Roberts, Utah St.....	Feb. 26, 1970-Jan. 14, 1971	17
Artis Gilmore, Jacksonville.....	Dec. 9, 1969-Feb. 13, 1970	17
Len Chappell, Wake Forest.....	.....1962	16
Rickey Brown, Mississippi St.....	Mar. 8, 1979-Jan. 17, 1980	16
Shaun Vandiver, Colorado.....	.....Feb. 13-Dec. 12, 1990	16
Bill Walton, UCLA.....	Dec. 10, 1971-Jan. 28, 1972	15
Andre Moore, Loyola (Ill.).....	Jan. 12-Feb. 23, 1987	15
Spencer Dunkley, Delaware.....	Dec. 10, 1992-Feb. 6, 1993	15

Note: Triple-Doubles and Double-Doubles include only statistics from points, rebounds (since 1951), assists (since 1984), blocked shots (since 1986) or steals (since 1986).

**GAMES PLAYED**

Player, Team	Last Season	Yrs.	G
Wayne Turner, Kentucky.....	1999	4	151
Christian Laettner, Duke.....	1992	4	148
Danny Manning, Kansas.....	1988	4	147
Shane Battier, Duke.....	2001	4	146
Stacey Augmon, UNLV.....	1991	4	145
Jamaal Magliore, Kentucky.....	2000	4	145
Chris Duhon, Duke.....	2004	4	144
Patrick Ewing, Georgetown.....	1985	4	143
Danny Ferry, Duke.....	1989	4	143
Derrick Coleman, Syracuse.....	1990	4	143
Jared Prickett, Kentucky.....	1997	4	143
Ryan Robertson, Kansas.....	1999	4	142
Nick Collison, Kansas.....	2003	4	142
Brian Davis, Duke.....	1992	4	141
Anthony Epps, Kentucky.....	1997	4	141
Brendan Haywood, North Carolina.....	2001	4	141
Juan Dixon, Maryland.....	2002	4	141
Kirk Hinrich, Kansas.....	2003	4	141
Kevin Freeman, Connecticut.....	2000	4	140
Charlie Bell, Michigan St.....	2001	4	140
Ralph Beard, Kentucky.....	1949	4	139
Lee Mayberry, Arkansas.....	1992	4	139
Kevin Pritchard, Kansas.....	1990	4	139
Ademola Okulaja, North Carolina.....	1999	4	139
Eric Chenoweth, Kansas.....	2001	4	139
Dante Swanson, Tulsa.....	2003	4	139
J.J. Redick, Duke.....	2006	4	139
Shelden Williams, Duke.....	2006	4	139

**Top 10 Individual Scoring Leaders**

**Year-by-Year Top 10**

**1948**

Rk.	Player, School	G	Pts.	Avg.
1.	Murray Vier, Iowa.....	19	399	21.0
2.	Tony Lavelli, Yale.....	27	554	20.5
3.	Frank Kudelka, St. Mary's.....	24	489	20.4
4.	Ernie Vandeweghe, Colgate.....	19	385	20.3
5.	Hal Haskins, Hamline.....	31	605	19.5
6.	George Kok, Arkansas.....	24	469	19.5
7.	Jim McIntyre, Minnesota.....	19	360	18.9

Rk.	Player, School	G	Pts.	Avg.
8.	William Hatchett, Rutgers.....	11	201	18.3
9.	Gene Berce, Marquette.....	22	390	17.7
10.	Duane Klueh, Indiana St.....	34	597	17.6

**1949**

Rk.	Player, School	G	Pts.	Avg.
1.	Tony Lavelli, Yale.....	30	671	22.4
2.	Paul Arizin, Villanova.....	27	594	22.0
3.	Chet Giermak, William & Mary.....	34	740	21.8
4.	George Senesky, St. Joseph's.....	23	483	21.0
5.	Ernie Vandeweghe, Colgate.....	19	397	20.9

Rk.	Player, School	G	Pts.	Avg.
6.	Alex Groza, Kentucky.....	34	698	20.5
7.	Billy Goodwin, Rhode Island.....	22	433	19.7
8.	Joe Noertker, Virginia.....	23	442	19.2
9.	Vince Boryla, Denver.....	33	624	18.9
10.	Fred Schaus, West Virginia.....	24	442	18.4

**1950**

Rk.	Player, School	G	Pts.	Avg.
1.	Paul Arizin, Villanova.....	29	735	25.3
2.	George Senesky, St. Joseph's.....	24	537	22.4
3.	Sherm White, Long Island.....	25	551	22.0



Rk.	Player, School	G	Pts.	Avg.
4.	Clyde Lovellette, Kansas	25	545	21.8
5.	Bobby Lavoy, Western Ky.	31	671	21.6
6.	Dick Schnittker, Ohio St.	22	469	21.3
7.	Chet Giermak, William & Mary	31	646	20.8
8.	Jay Handlan, Wash. & Lee	20	406	20.3
9.	Joe Zawoluk, St. John's (N.Y.)	29	588	20.3
10.	Bob Noertker, Virginia	25	503	20.1

1951

Rk.	Player, School	G	Pts.	Avg.
1.	Bill Milkvy, Temple	25	731	29.2
2.	Jay Handlan, Wash. & Lee	25	656	26.2
3.	Mark Workman, West Virginia	27	705	26.1
4.	Dick Groat, Duke	33	831	25.2
5.	Clyde Lovellette, Kansas	24	548	22.8
6.	Fred Slaughter, South Carolina	25	569	22.8
7.	Larry Hennessey, Villanova	32	703	22.0
8.	Jim Ove, Valparaiso	22	469	21.3
9.	Bob Zawoluk, St. John's (N.Y.)	31	654	21.1
10.	Sam Ranzino, North Carolina St.	34	706	20.8

1952

Rk.	Player, School	G	Pts.	Avg.
1.	Clyde Lovellette, Kansas	28	795	28.4
2.	Dick Groat, Duke	30	780	26.0
3.	Bob Pettit, LSU	24	612	25.5
4.	Chuck Darling, Iowa	22	561	25.5
5.	Frank Selvy, Furman	24	591	24.6
6.	Mark Workman, West Virginia	25	577	23.1
7.	Dick Retherford, Baldwin-Wallace	21	457	21.8
8.	Dickie Hemric, Wake Forest	29	629	21.7
9.	Cliff Hagan, Kentucky	32	692	21.6
10.	John Clune, Navy	23	487	21.2

1953

Rk.	Player, School	G	Pts.	Avg.
1.	Frank Selvy, Furman	25	738	29.5
2.	Larry Hennessey, Villanova	15	438	29.2
3.	Johnny O'Brien, Seattle	31	884	28.5
4.	Walter Dukes, Seton Hall	33	861	26.1
5.	Ernie Beck, Penn.	26	673	25.9
6.	Bob Houbregs, Washington	31	800	25.8
7.	Don Schlundt, Indiana	26	661	25.4
8.	Dickie Hemric, Wake Forest	25	623	24.9
9.	George Dalton, John Carroll	27	669	24.8
10.	Bob Pettit, LSU	21	519	24.7

1954

Rk.	Player, School	G	Pts.	Avg.
1.	Frank Selvy, Furman	29	1,209	41.7
2.	Bob Pettit, LSU	25	785	31.4
3.	Buzz Wilkinson, Virginia	27	814	30.1
4.	Arney Short, Oklahoma City	25	696	27.8
5.	Bob Schafer, Villanova	31	836	27.0
6.	Walt Walowac, Marshall	21	548	26.1
7.	Tom Marshall, Western Ky.	32	829	25.9
8.	John Kerr, Illinois	22	556	25.3
9.	Al Bianchi, Bowling Green	24	600	25.0
10.	Togo Palazzi, Holy Cross	27	670	24.8

1955

Rk.	Player, School	G	Pts.	Avg.
1.	Darrel Floyd, Furman	25	897	35.9
2.	Buzz Wilkinson, Virginia	28	898	32.1
3.	Robin Freeman, Ohio St.	13	409	31.5
4.	Bill Yarborough, Clemson	23	651	28.3
5.	Dick O'Neal, TCU	24	676	28.2
6.	Dickie Hemric, Wake Forest	27	746	27.6
7.	Bob Patterson, Tulsa	28	773	27.6
8.	Johnny Mahoney, William & Mary	24	656	27.3
9.	Denver Brackeen, Mississippi	22	599	27.2
10.	Jesse Arnette, Penn St.	28	731	26.1

1956

Rk.	Player, School	G	Pts.	Avg.
1.	Darrel Floyd, Furman	28	946	33.8
2.	Robin Freeman, Ohio St.	22	723	32.9
3.	Dan Swartz, Morehead St.	29	828	28.6
4.	Tom Heinsohn, Holy Cross	27	740	27.4
5.	Julius McCoy, Michigan St.	22	600	27.3
6.	Len Rosenbluth, North Carolina	23	614	26.7
7.	Rod Hundley, West Virginia	30	798	26.6

Rk.	Player, School	G	Pts.	Avg.
8.	Raymond Downs, Texas	22	580	26.4
9.	Jim Ray, Toledo	22	563	25.6
10.	Roger Sigler, LSU	20	501	25.1

1957

Rk.	Player, School	G	Pts.	Avg.
1.	Grady Wallace, South Carolina	29	906	31.2
2.	Joe Gibbon, Mississippi	21	631	30.0
3.	Elgin Baylor, Seattle	25	743	29.7
4.	Wilt Chamberlain, Kansas	27	800	29.6
5.	Chet Forte, Columbia	24	694	28.9
6.	Jim Ashmore, Mississippi St.	24	708	28.3
7.	Lennie Rosenbluth, North Carolina	32	895	28.0
8.	Bill Ebben, Detroit	26	724	27.8
9.	Bailey Howell, Mississippi St.	25	647	25.9
10.	Archie Dees, Indiana	22	550	25.0

1958

Rk.	Player, School	G	Pts.	Avg.
1.	Oscar Robertson, Cincinnati	28	984	35.1
2.	Elgin Baylor, Seattle	29	943	32.5
3.	Wilt Chamberlain, Kansas	21	633	30.1
4.	Bailey Howell, Mississippi St.	25	695	27.8
5.	Phil Murrell, Drake	25	668	26.7
6.	King Coleman, Ky. Wesleyan	24	639	26.6
7.	Don Hennon, Pittsburgh	25	651	26.0
8.	Hub Reed, Oklahoma City	26	666	25.6
9.	Archie Dees, Indiana	24	613	25.5
10.	Dom Flora, Wash. & Lee	25	634	25.4

1959

Rk.	Player, School	G	Pts.	Avg.
1.	Oscar Robertson, Cincinnati	30	978	32.6
2.	Leo Byrd, Marshall	24	704	29.3
3.	Jim Hagan, Tennessee Tech	25	720	28.8
4.	Bailey Howell, Miss. St.	25	688	27.5
5.	Jerry West, West Virginia	34	903	26.6
6.	Bob Ayersman, Virginia Tech	21	556	26.5
7.	Don Hennon, Pittsburgh	24	617	25.7
8.	Bob Boozer, Kansas St.	27	691	25.6
9.	Tony Windis, Wyoming	19	463	24.4
10.	Tom Hawkins, Notre Dame	22	514	23.4

1960

Rk.	Player, School	G	Pts.	Avg.
1.	Oscar Robertson, Cincinnati	30	1,011	33.7
2.	Tom Stith, St. Bonaventure	26	819	31.5
3.	Jim Darrow, Bowling Green	24	705	29.4
4.	Jerry West, West Virginia	31	908	29.3
5.	Frank Burgess, Gonzaga	26	751	28.9
6.	Al Butler, Niagara	25	714	28.6
7.	Terry Dischinger, Purdue	23	605	26.3
8.	Jerry Lucas, Ohio St.	27	710	26.3
9.	Dave DeBusschere, Detroit	27	691	25.6
10.	Jim Mudd, North Texas	24	605	25.2

1961

Rk.	Player, School	G	Pts.	Avg.
1.	Frank Burgess, Gonzaga	26	842	32.4
2.	Tom Chilton, East Tennessee	24	771	32.1
3.	Tom Stith, St. Bonaventure	28	830	29.6
4.	Terry Dischinger, Purdue	23	648	28.2
5.	Billy McGill, Utah	31	862	27.8
6.	Len Chappell, Wake Forest	28	745	26.6
7.	Jack Foley, Holy Cross	26	688	26.5
8.	Chet Walker, Bradley	26	656	25.2
9.	Art Heyman, Duke	25	629	25.2
10.	Ronald Warner, Gettysburg	25	623	24.9

1962

Rk.	Player, School	G	Pts.	Avg.
1.	Bill McGill, Utah	26	1,009	38.8
2.	Jack Foley, Holy Cross	26	866	33.3
3.	Nick Werkman, Seton Hall	24	793	33.0
4.	Terry Dischinger, Purdue	24	726	30.3
5.	Len Chappell, Wake Forest	31	932	30.1
6.	Jimmy Rayl, Indiana	24	714	29.8
7.	Jerry Smith, Furman	27	728	27.0
8.	Dave DeBusschere, Detroit	26	696	26.8
9.	Bob Duffy, Colgate	23	611	26.6
10.	Chet Walker, Bradley	26	687	26.4

1963

Rk.	Player, School	G	Pts.	Avg.
1.	Nick Werkman, Seton Hall	22	650	29.5
2.	Berry Kramer, New York U.	23	675	29.3
3.	Bill Green, Colorado St.	23	649	28.2
4.	Gary Bradds, Ohio St.	24	672	28.0
5.	Bill Bradley, Princeton	25	682	27.3
6.	Flynn Robinson, Wyoming	26	682	26.2
7.	Eddie Miles, Seattle	27	697	25.8
8.	Jimmy Rayl, Indiana	24	608	25.8
9.	Art Heyman, Duke	30	747	24.9
10.	Art Crump, Idaho St.	24	595	24.8

1964

Rk.	Player, School	G	Pts.	Avg.
1.	Butch Komives, Bowling Green	23	844	36.7
2.	Nick Werkman, Seton Hall	25	830	33.2
3.	Manny Newsome, Western Mich.	20	653	32.7
4.	Bill Bradley, Princeton	29	936	32.3
5.	Rick Barry, Miami (Fla.)	27	870	32.2
6.	Gary Bradds, Ohio St.	24	735	30.6
7.	Steve Thomas, Xavier	26	779	30.0
8.	John Austin, Boston College	21	614	29.2
9.	Jim Barnes, Texas Western	28	816	29.1
10.	Wayne Estes, Utah St.	29	821	28.3

1965

Rk.	Player, School	G	Pts.	Avg.
1.	Rick Barry, Miami (Fla.)	26	973	37.4
2.	Wayne Estes, Utah St.	19	641	33.7
3.	Bill Bradley, Princeton	29	885	30.5
4.	Dave Schellhase, Purdue	24	704	29.3
5.	Steve Thomas, Xavier	14	405	28.9
6.	Flynn Robinson, Wyoming	26	701	27.0
7.	John Austin, Boston College	25	673	26.9
8.	Fred Hetzel, Davidson	26	689	26.5
9.	John Beasley, Texas A&M	24	619	25.8
10.	Cazzie Russell, Michigan	27	694	25.7

1966

Rk.	Player, School	G	Pts.	Avg.
1.	Dave Schellhase, Purdue	24	781	32.5
2.	Dave Wagnon, Idaho St.	26	845	32.5
3.	Cazzie Russell, Michigan	26	800	30.8
4.	Jerry Chambers, Utah	31	892	28.8
5.	Dave Bing, Syracuse	28	794	28.4
6.	Tom Kerwin, Centenary (La.)	26	726	27.9
7.	Don Freeman, Illinois	24	668	27.8
8.	John Beasley, Texas A&M	24	668	27.8
9.	Bill Melchionni, Villanova	29	801	27.6
10.	Bob Lewis, North Carolina	27	740	27.4

1967

Rk.	Player, School	G	Pts.	Avg.
1.	Jimmy Walker, Providence	28	851	30.4
2.	Lew Alcindor, UCLA	30	870	29.0
3.	Mal Graham, New York U.	24	688	28.7
4.	Elvin Hayes, Houston	31	881	28.4
5.	Wes Bialosuknia, Connecticut	24	673	28.0
6.	Bob Lloyd, Rutgers	29	809	27.9
7.	Gary Gray, Oklahoma City	26	715	27.5
8.	Cliff Anderson, St. Joseph's	26	690	26.5
9.	Bob Verga, Duke	27	705	26.1
10.	Jim Tillman, Loyola (Ill.)	22	553	25.1

1968

Rk.	Player, School	G	Pts.	Avg.
1.	Pete Maravich, LSU	26	1,138	43.8
2.	Calvin Murphy, Niagara	24	916	38.2
3.	Elvin Hayes, Houston	33	1,214	36.8
4.	Rich Travis, Oklahoma City	2		

Rk.	Player, School	G	Pts.	Avg.
4.	Spencer Haywood, Detroit.....	22	699	31.8
5.	Bob Talant, George Washington.....	25	723	28.9
6.	Marv Roberts, Utah St.....	26	718	27.6
7.	Don Curnutt, Miami (Fla.).....	24	661	27.5
8.	Bob Lanier, St. Bonaventure.....	24	654	27.3
9.	Rich Travis, Oklahoma City.....	27	729	27.0
10.	Rex Morgan, Jacksonville.....	23	613	26.7

1970

Rk.	Player, School	G	Pts.	Avg.
1.	Pete Maravich, LSU.....	31	1,381	44.5
2.	Austin Carr, Notre Dame.....	29	1,106	38.1
3.	Rick Mount, Purdue.....	20	708	35.4
4.	Dan Issel, Kentucky.....	28	948	33.9
5.	Willie Humes, Idaho St.....	24	733	30.5
6.	Rich Yunkus, Georgia Tech.....	27	814	30.1
7.	Rudy Tomjanovich, Michigan.....	24	722	30.1
8.	Calvin Murphy, Niagara.....	29	854	29.4
9.	Dod Lanier, St. Bonaventure.....	26	757	29.1
10.	Ralph Simpson, Michigan St.....	23	667	29.0

1971

Rk.	Player, School	G	Pts.	Avg.
1.	Johnny Neumann, Mississippi.....	23	923	40.1
2.	Austin Carr, Notre Dame.....	29	1,101	38.0
3.	Willie Humes, Idaho St.....	24	777	32.4
4.	George McGinnis, Indiana.....	24	719	30.0
5.	Jim McDaniels, Western Ky.....	30	878	29.3
6.	Rich Rinaldi, St. Peter's.....	24	687	28.6
7.	John Mengelt, Auburn.....	26	738	28.4
8.	Gene Phillips, SMU.....	26	737	28.3
9.	Cliff Meely, Colorado.....	26	729	28.0
10.	Wiley Brown, Iowa.....	24	662	27.6

1972

Rk.	Player, School	G	Pts.	Avg.
1.	Bo Lamar, La.-Lafayette.....	29	1,054	36.3
2.	Richie Fuqua, Oral Roberts.....	28	1,006	35.9
3.	Doug Collins, Illinois St.....	26	847	32.6
4.	Wil Robertson, West Virginia.....	24	706	29.4
5.	Bird Averitt, Pepperdine.....	24	693	28.9
6.	John Williamson, New Mexico St.....	25	678	27.1
7.	Greg Kohls, Syracuse.....	28	748	26.7
8.	Tony Miller, Florida.....	19	507	26.7
9.	Les Taylor, Murray St.....	21	538	25.6
10.	Ted Martiniuk, St. Peter's.....	24	611	25.5

1973

Rk.	Player, School	G	Pts.	Avg.
1.	Bird Averitt, Pepperdine.....	25	848	33.9
2.	Ray Lewis, LSU.....	24	789	32.9
3.	Willie Biles, Tulsa.....	26	788	30.3
4.	Aron Stewart, Richmond.....	19	574	30.2
5.	Fly Williams, Austin Peay.....	29	854	29.4
6.	Bo Lamar, La.-Lafayette.....	28	808	28.9
7.	Ozzie Edwards, Oklahoma City.....	27	767	28.4
8.	Martin Terry, Arkansas.....	26	735	28.3
9.	John Williamson, New Mexico St.....	18	490	27.2
10.	Doug Collins, Illinois St.....	25	650	26.0

1974

Rk.	Player, School	G	Pts.	Avg.
1.	Larry Fogle, Canisius.....	25	835	33.4
2.	Bruce King, Tex.-Pan American.....	22	681	31.0
3.	Fly Williams, Austin Peay.....	25	687	27.5
4.	Aaron Stewart, Richmond.....	25	663	26.5
5.	David Thompson, North Caro. St.....	31	805	26.0
6.	Larry Bullington, Ball St.....	26	664	25.5
7.	Frank Oleynick, Seattle.....	26	653	25.1
8.	James Outlaw, N.C. A&T.....	26	647	24.9
9.	Willie Biles, Tulsa.....	26	641	24.7
10.	John Shumate, Notre Dame.....	29	703	24.2

1975

Rk.	Player, School	G	Pts.	Avg.
1.	Bob McCurdy, Richmond.....	26	855	32.9
2.	Adrien Dantley, Notre Dame.....	29	883	30.4
3.	David Thompson, North Caro. St.....	28	838	29.9
4.	Luther Burden, Utah.....	26	747	28.7
5.	Hercle Ivy, Iowa St.....	26	737	28.3
6.	Mike Coleman, Southern Miss.....	20	564	28.2
7.	Frank Oleynick, Seattle.....	26	709	27.3

Rk.	Player, School	G	Pts.	Avg.
8.	Don Scaife, Arkansas St.....	25	678	27.1
9.	Marshall Rogers, Tex.-Pan Am.....	22	588	26.7
10.	Alvan Adams, Oklahoma.....	26	691	26.6

1976

Rk.	Player, School	G	Pts.	Avg.
1.	Marshall Rogers, Tex.-Pan Am.....	25	919	36.8
2.	Freeman Williams, Portland St.....	27	834	30.9
3.	Terry Furlow, Michigan St.....	27	793	29.4
4.	Adrian Dantley, Notre Dame.....	29	829	28.6
5.	Kenny Carr, North Carolina St.....	30	798	26.6
6.	Lee Dixon, Hard-Simmons.....	27	707	26.2
7.	Tracy Tripucka, Lafayette.....	26	679	26.1
8.	Otis Birdsong, Houston.....	28	730	26.1
9.	Ernie Grunteld, Tennessee.....	27	683	25.3
10.	Willie Smith, Missouri.....	31	783	25.3

1977

Rk.	Player, School	G	Pts.	Avg.
1.	Freeman Williams, Portland St.....	26	1,010	38.8
2.	Anthony Roberts, Oral Roberts.....	28	951	34.0
3.	Larry Bird, Indiana St.....	28	918	32.8
4.	Otis Birdsong, Houston.....	36	1,090	30.3
5.	Rich Laurel, Hofstra.....	30	908	30.3
6.	Calvin Natt, La.-Monroe.....	27	782	29.0
7.	Mike McConathy, Louisiana Tech.....	26	716	27.5
8.	Roger Phegley, Bradley.....	27	739	27.4
9.	Billy Reynolds, Northwestern St.....	26	686	26.4
10.	Tony Hanson, Connecticut.....	27	702	26.0

1978

Rk.	Player, School	G	Pts.	Avg.
1.	Freeman Williams, Portland St.....	27	969	35.9
2.	Larry Bird, Indiana St.....	32	959	30.0
3.	Purvis Short, Jackson St.....	22	650	29.5
4.	Oliver Mack, East Carolina.....	25	699	28.0
5.	Roger Phegley, Bradley.....	24	663	27.6
6.	Frankie Sanders, Southern U.....	27	740	27.4
7.	Ron Carter, VMI.....	28	736	26.3
8.	John Gerdy, Davidson.....	26	670	25.8
9.	Michael Brooks, La Salle.....	28	696	24.9
10.	Mike Mitchell, Auburn.....	27	671	24.9

1979

Rk.	Player, School	G	Pts.	Avg.
1.	Lawrence Butler, Idaho St.....	27	812	30.1
2.	Larry Bird, Indiana St.....	34	973	28.6
3.	Nick Galis, Seton Hall.....	27	743	27.5
4.	James Tillman, Eastern Ky.....	29	780	26.9
5.	Paul Dawkins, Northern Ill.....	26	695	26.7
6.	John Gerdy, Davidson.....	27	721	26.7
7.	Ernie Hill, Oklahoma City.....	29	771	26.6
8.	John Stroud, Mississippi.....	27	709	26.3
9.	John Manning, North Texas.....	27	699	25.9
10.	Steve Stielper, James Madison.....	26	668	25.7

1980

Rk.	Player, School	G	Pts.	Avg.
1.	Tony Murphy, Southern.....	29	932	32.1
2.	Lewis Lloyd, Drake.....	27	815	30.2
3.	Harry Kelly, Texas Southern.....	26	753	29.0
4.	Kenny Page, New Mexico.....	28	784	28.0
5.	James Tillman, Eastern Ky.....	27	734	27.2
6.	Earl Belcher, St. Bonaventure.....	24	646	26.9
7.	Russel Bowers, American.....	27	726	26.9
8.	Carl Nicks, Indiana St.....	27	723	26.8
9.	Mark Aguirre, DePaul.....	28	749	26.8
10.	Andrew Toney, La.-Lafayette.....	24	627	26.1

1981

Rk.	Player, School	G	Pts.	Avg.
1.	Zam Fredrick, South Carolina.....	27	781	28.9
2.	Mike Ferrara, Colgate.....	27	772	28.6
3.	Kevin Magee, UC Irvine.....	27	743	27.5
4.	Lewis Lloyd, Drake.....	29	762	26.3
5.	Rob Williams, Houston.....	30	749	25.0
6.	Rubin Jackson, Oklahoma City.....	29	719	24.8
7.	Frank Edwards, Cleveland St.....	27	664	24.6
8.	Earl Belcher, St. Bonaventure.....	26	637	24.5
9.	Danny Ainge, Brigham Young.....	32	787	24.4
10.	Mike McGee, Michigan.....	30	732	24.4

1982

Rk.	Player, School	G	Pts.	Avg.
1.	Harry Kelly, Texas Southern.....	29	862	29.7
2.	Ricky Pierce, Rice.....	30	805	26.8
3.	Dan Callandrillo, Seton Hall.....	27	698	25.9
4.	Kevin Magee, UC Irvine.....	29	732	25.2
5.	Quintin Dailey, San Francisco.....	30	755	25.2
6.	Willie Jackson, Centenary (La.).....	29	693	23.9
7.	Mitchell Wiggins, Florida St.....	22	523	23.8
8.	Perry Moss, Northeastern.....	30	710	23.7
9.	Melvin McLaughlin, Central Mich.....	25	581	23.2
10.	Joe Jakubick, Akron.....	26	594	22.8

1983

Rk.	Player, School	G	Pts.	Avg.
1.	Harry Kelly, Texas Southern.....	29	835	28.8
2.	Jeff Malone, Mississippi St.....	29	777	26.8
3.	Carlos Yates, George Mason.....	27	723	26.8
4.	Charlie Bradley, South Florida.....	32	855	26.7
5.	Joe Jakubick, Akron.....	29	774	26.7
6.	Greg Goorjian, Loyola Marymount.....	23	601	26.1
7.	Alfredrick Hughes, Loyola (Ill.).....	29	744	25.7
8.	Wayman Tisdale, Oklahoma.....	33	810	24.5
9.	Kenneth Lyons, North Texas St.....	30	728	24.3
10.	Willie Jackson, Centenary (La.).....	29	697	24.0

1984

Rk.	Player, School	G	Pts.	Avg.
1.	Joe Jakubick, Akron.....	27	814	30.1
2.	Lewis Jackson, Alabama St.....	28	812	29.0
3.	Devin Durrant, Brigham Young.....	31	866	27.9
4.	Alfredrick Hughes, Loyola (Ill.).....	29	800	27.6
5.	Wayman Tisdale, Oklahoma.....	34	919	27.0
6.	Joe Dumars, McNeese St.....	31	817	26.4
7.	Brett Crawford, U.S. Int'l.....	25	614	24.6
8.	Michael Cage, San Diego St.....	28	686	24.5
9.	Steve Burt, Iowa.....	31	749	24.2
10.	Leon Wood, Cal. St.-Fullerton.....	30	719	24.0

1985

Rk.	Player, School	G	Pts.	Avg.
1.	Xavier McDaniel, Wichita St.....	31	844	27.2
2.	Alfredrick Hughes, Loyola (Ill.).....	33	868	26.3
3.	Dan Palombizio, Ball St.....	29	762	26.3
4.	Joe Dumars, McNeese St.....	27	697	25.8
5.	Terry Catledge, South Ala.....	28	718	25.6
6.	Derrick Gervin, Tex.-San Antonio.....	28	718	25.6
7.	Wayman Tisdale, Oklahoma.....	37	932	25.2
8.	Keith Smith, Loyola Marymount.....	27	678	25.1
9.	Sam Mitchell, Mercer.....	31	774	25.0
10.	Ron Harper, Miami (Ohio).....	31	772	24.9

1986

Rk.	Player, School	G	Pts.	Avg.
1.	Terrance Bailey, Wagner.....	29	854	29.4
2.	Scott Skiles, Michigan St.....	31	850	27.4
3.	Joe Yezback, U.S. Int'l.....	28	755	27.0
4.	Reggie Miller, UCLA.....	29	750	25.9
5.	Ron Harper, Miami (Ohio).....	31	757	24.4
6.	Dell Curry, Virginia Tech.....	30	722	24.1
7.	Reggie Lewis, Northeastern.....	30	714	23.8
8.	Len Bias, Maryland.....	32	743	23.2
9.	Frank Ross, American.....	28	645	23.0
10.	Walter Berry, St. John's (N.Y.).....	36	828	23.0

1987

Rk.	Player, School	G	Pts.	Avg.
6.	Marty Simmons, Evansville.....	29	750	25.9
7.	Steve Middleton, Southern Ill.....	28	711	25.4
8.	Jeff Grayer, Iowa St.....	32	811	25.3
9.	Byron Larkin, Xavier.....	30	758	25.3
10.	Skip Henderson, Marshall.....	32	804	25.1

1989

Rk.	Player, School	G	Pts.	Avg.
1.	Hank Gathers, Loyola Marymount..	31	1,015	32.7
2.	Chris Jackson, Louisiana St.....	32	965	30.2
3.	Lionel Simmons, La Salle.....	32	908	28.4
4.	Gerald Glass, Mississippi.....	30	841	28.0
5.	Blue Edwards, East Caro.....	29	773	26.7
6.	Raymond Dudley, Air Force.....	28	746	26.6
7.	Bimbo Coles, Virginia Tech.....	27	717	26.6
8.	Michael Smith, Brigham Young.....	29	765	26.4
9.	Stacey King, Oklahoma.....	33	859	26.0
10.	John Taft, Marshall.....	27	701	26.0

1990

Rk.	Player, School	G	Pts.	Avg.
1.	Bo Kimble, Loyola Marymount..	32	1,131	35.3
2.	Kevin Bradshaw, U.S. Int'l.....	28	875	31.3
3.	Dave Jamerson, Ohio.....	28	874	31.2
4.	Alphonzo Ford, Miss. Val.....	27	808	29.9
5.	Steve Rogers, Alabama St.....	28	831	29.7
6.	Hank Gathers, Loyola Marymount..	26	754	29.0
7.	Darryl Brooks, Tennessee St.....	24	690	28.8
8.	Chris Jackson, LSU.....	32	889	27.8
9.	Dennis Scott, Georgia Tech.....	35	970	27.7
10.	Mark Stevenson, Duquesne.....	29	788	27.2

1991

Rk.	Player, School	G	Pts.	Avg.
1.	Kevin Bradshaw, U.S. Int'l.....	28	1,054	37.6
2.	Alphonzo Ford, Miss. Valley.....	28	915	32.7
3.	Von McDade, Wis.-Milwaukee.....	28	830	29.6
4.	Steve Rogers, Alabama St.....	29	852	29.4
5.	Terrell Lowery, Loyola Marymount..	31	884	28.5
6.	Bibby Phills, Southern U.....	28	795	28.4
7.	Shaquille O'Neal, LSU.....	28	774	27.6
8.	John Taft, Marshall.....	28	764	27.3
9.	Rodney Monroe, North Caro. St.....	31	836	27.0
10.	Terrell Brandon, Oregon.....	28	745	26.6

1992

Rk.	Player, School	G	Pts.	Avg.
1.	Brett Roberts, Morehead St.....	29	815	28.1
2.	Vin Baker, Hartford.....	27	745	27.6
3.	Alphonzo Ford, Mississippi Val.....	26	714	27.5
4.	Randy Woods, La Salle.....	31	847	27.3
5.	Steve Rogers, Alabama St.....	28	764	27.3
6.	Walt Williams, Maryland.....	29	776	26.8
7.	Harold Miner, Southern California..	30	789	26.3
8.	Terrell Lowery, Loyola Marymount..	26	675	26.0
9.	Reggie Cunningham, Beth..Cook.....	29	744	25.7
10.	Parrish Casebier, Evansville.....	25	634	25.4

1993

Rk.	Player, School	G	Pts.	Avg.
1.	Greg Guy, Tex.-Pan American.....	19	556	29.3
2.	J.R.Rider, UNLV.....	28	814	29.1
3.	John Best, Tennessee Tech.....	28	799	28.5
4.	Vin Baker, Hartford.....	28	792	28.3
5.	Lindsey Hunter, Jackson St.....	34	907	26.7
6.	Alphonzo Ford, Mississippi Val.....	28	728	26.0
7.	Bill Edwards, Wright St.....	30	757	25.2
8.	Billy Ross, Appalachian St.....	28	683	24.4
9.	Glenn Robinson, Purdue.....	28	676	24.1
10.	Kenneth Sykes, Grambling.....	27	644	23.9

1994

Rk.	Player, School	G	Pts.	Avg.
1.	Glenn Robinson, Purdue.....	34	1,030	30.3
2.	Rob Feaster, Holy Cross.....	28	785	28.0
3.	Jerv Vaughn Scales, Southern U.....	27	733	27.1
4.	Frankie King, Western Caro.....	28	752	26.9
5.	Tucker Neale, Colgate.....	29	771	26.6
6.	Eddie Benton, Vermont.....	26	687	26.4
7.	Doremus Bennerman, Siena.....	33	858	26.0

Rk.	Player, School	G	Pts.	Avg.
8.	Tony Dumas, UMKC.....	29	753	26.0
9.	Otis Jones, Air Force.....	26	663	25.5
10.	Izzett Buchanan, Marist.....	27	685	25.4

1995

Rk.	Player, School	G	Pts.	Avg.
1.	Kurt Thomas, TCU.....	27	781	28.9
2.	Frankie King, Western Caro.....	28	743	26.5
3.	Kenny Sykes, Grambling.....	26	684	26.3
4.	Sherell Ford, Ill.-Chicago.....	27	707	26.2
5.	Tim Roberts, Southern U.....	26	680	26.2
6.	Kareem Townes, La Salle.....	27	699	25.9
7.	Joe Griffin, Long Island.....	28	723	25.8
8.	Shawn Respert, Michigan St.....	28	716	25.6
9.	Rob Feaster, Holy Cross.....	27	672	24.9
10.	Shannon Smith, Wis.-Milwaukee.....	27	661	24.5

1996

Rk.	Player, School	G	Pts.	Avg.
1.	Kevin Granger, Texas Southern.....	24	648	27.0
2.	Marcus Brown, Murray St.....	29	767	26.4
3.	Bubba Wells, Austin Peay.....	30	789	26.3
4.	JaFonde Williams, Hampton.....	26	669	25.7
5.	Bonzi Wells, Ball St.....	28	712	25.4
6.	Anquell McCollum, Western Caro.....	30	751	25.0
7.	Allen Iverson, Georgetown.....	37	926	25.0
8.	Eddie Benton, Vermont.....	26	636	24.5
9.	Matt Alosa, New Hampshire.....	26	624	24.0
10.	Ray Allen, Connecticut.....	35	818	23.4

1997

Rk.	Player, School	G	Pts.	Avg.
1.	Charles Jones, Long Island.....	30	903	30.1
2.	Ed Gray, California.....	26	644	24.8
3.	Adonal Foyle, Colgate.....	28	682	24.4
4.	Raymond Tuttle, UC Santa Barb.....	27	649	24.0
5.	Antonio Daniels, Bowling Green.....	32	767	24.0
6.	Donnie Carr, La Salle.....	27	646	23.9
7.	Oliver Saint-Jean, San Jose St.....	26	619	23.8
8.	James Cotton, Long Beach St.....	27	634	23.5
9.	Roderick Blakney, South Caro. St.....	28	655	23.4
10.	Cory Carr, Texas Tech.....	28	646	23.1

1998

Rk.	Player, School	G	Pts.	Avg.
1.	Charles Jones, Long Island.....	30	869	29.0
2.	Earl Boykins, Eastern Mich.....	29	746	25.7
3.	Lee Nailon, TCU.....	32	796	24.9
4.	Brett Eppheimer, Lehigh.....	27	667	24.7
5.	Cory Carr, Texas Tech.....	27	628	23.3
6.	Pat Garrity, Notre Dame.....	27	627	23.2
7.	Mike Powell, Loyola (Md.).....	28	647	23.1
8.	Bonzi Wells, Ball St.....	29	662	22.8
9.	Xavier Singletary, Howard.....	23	514	22.3
10.	Michael Olowokandi, Pacific.....	33	734	22.2

1999

Rk.	Player, School	G	Pts.	Avg.
1.	Alvin Young, Niagara.....	29	728	25.1
2.	Ray Minlend, St. Francis (N.Y.).....	28	680	24.3
3.	Wally Szczerbiak, Miami (Ohio).....	32	775	24.2
4.	Brian Merriweather, Tex.-Pan Am.....	27	641	23.7
5.	Damian Woolfolk, Norfolk St.....	27	635	23.5
6.	Quincy Lewis, Minnesota.....	27	625	23.1
7.	Jason Hartman, Portland St.....	28	639	22.8
8.	Lee Nailon, TCU.....	31	707	22.8
9.	Maurice Evans, Wichita St.....	28	632	22.6
10.	Harold Arceneaux, Weber St.....	32	713	22.3

2000

Rk.	Player, School	G	Pts.	Avg.
1.	Courtney Alexander, Fresno St.....	27	669	24.8
2.	SirValiant Brown, Geo. Washington.....	30	738	24.6
3.	Ronnie McCollum, Centenary (La.).....	28	667	23.8
4.	Eddie House, Arizona St.....	32	736	23.0
5.	Harold Arceneaux, Weber St.....	28	644	23.0
6.	Rashad Phillips, Detroit.....	32	735	23.0
7.	Demond Stewart, Niagara.....	29	665	22.9
8.	Marcus Fizer, Iowa St.....	37	844	22.8

Rk.	Player, School	G	Pts.	Avg.
9.	Craig Claxton, Hofstra.....	31	706	22.8
10.	Troy Murphy, Notre Dame.....	37	839	22.7

2001

Rk.	Player, School	G	Pts.	Avg.
1.	Ronnie McCollum, Centenary (La.).....	27	787	29.1
2.	Kyle Hill, Eastern Ill.....	31	737	23.8
3.	DeWayne Jefferson, Miss. Val.....	27	637	23.6
4.	Tarise Bryson, Illinois St.....	30	685	22.8
5.	Henry Domercant, Eastern Ill.....	31	706	22.8
6.	Rahsad Phillips, Detroit.....	35	785	22.4
7.	Brandon Wolfram, UTEP.....	32	714	22.3
8.	Rasual Butler, La Salle.....	29	641	22.1
9.	Brandon Armstrong, Pepperdine.....	31	684	22.1
10.	Marvin O'Connor, St. Joseph's.....	32	706	22.1

2002

Rk.	Player, School	G	Pts.	Avg.
1.	Jason Conley, VMI.....	28	820	29.3
2.	Henry Domercant, Eastern Ill.....	31	817	26.4
3.	Mire Chatman, Tex.-Pan American.....	29	760	26.2
4.	Ernest Bremer, St. Bonaventure.....	30	738	24.6
5.	Melvin Ely, Fresno St.....	28	653	23.3
6.	Lynn Greer, Temple.....	31	719	23.2
7.	Nick Stapleton, Austin Peay.....	32	742	23.2
8.	Keith McLeod, Bowling Green.....	33	755	22.9
9.	Chris Davis, North Texas.....	29	653	22.5
10.	Ricky Minard, Morehead St.....	29	646	22.3

2003

Rk.	Player, School	G	Pts.	Avg.
1.	Ruben Douglas, New Mexico.....	28	783	28.0
2.	Henry Domercant, Eastern Ill.....	29	810	27.9
3.	Mike Helms, Oakland.....	28	752	26.9
4.	Michael Watson, UMKC.....	29	740	25.5
5.	Troy Bell, Boston College.....	31	781	25.2
6.	Keydren Clark, St. Peter's.....	29	722	24.9
7.	Luis Flores, Manhattan.....	30	739	24.6
8.	Chris Williams, Ball St.....	30	736	24.5
9.	Mike Sweetney, Georgetown.....	34	776	22.8
10.	Kevin Martin, Western Caro.....	24	546	22.8

2004

Rk.	Player, School	G	Pts.	Avg.
1.	Keydren Clark, St. Peter's.....	29	775	26.7
2.	Kevin Martin, Western Caro.....	27	673	24.9
3.	David Hawkins, Temple.....	29	709	24.4
4.	Taylor Coppenrath, Vermont.....	24	579	24.1
5.	Luis Flores, Manhattan.....	31	744	24.0
6.	Michael Watson, UMKC.....	29	680	23.4
7.	Mike Helms, Oakland.....	30	695	23.2
8.	Odell Bradley, IUPUI.....	29	671	23.1
9.	Ike Diogu, Arizona St.....	27	615	22.8
10.	Derrick Tarver, Akron.....	27	612	22.7

2005

Rk.	Player, School	G	Pts.	Avg.
1.	Keydren Clark, St. Peter's.....	28	721	25.8
2.	Taylor Coppenrath, Vermont.....	31	777	25.1
3.	Juan Mendez, Niagara.....	30	705	23.5
4.	Rob Monroe, Quinnipiac.....	26	589	22.7
5.	Bo McCaleb, New Orleans.....	30	679	22.6
6.	Ike Diogu, Arizona St.....	32	724	22.6
7.	Tim Smith, East Tenn. St.....	29	645	22.2
8.	Jose Juan Barea, Northeastern.....	30	665	22.2
9.	J.J. Redick, Duke.....	33	721	21.8
10.	Ryan Gomes, Providence.....	31	670	21.6

2006

Rk.	Player, School	G	Pts.	Avg.
1.	Adam Morrison, Gonzaga.....			



# Annual Individual Champions

## Scoring Average

Season	Player, Team	Ht.	Cl.	G	FG	FT	Pts.	Avg.
1948	Murray Wier, Iowa	5-9	Sr.	19	152	95	399	21.0
1949	Tony Lavelli, Yale	6-3	Sr.	30	228	215	671	22.4
1950	Paul Arizin, Villanova	6-3	Sr.	29	260	215	735	25.3
1951	Bill Mlkvy, Temple	6-4	Sr.	25	303	125	731	29.2
1952	Clyde Lovellette, Kansas	6-9	Sr.	28	315	165	795	28.4
1953	Frank Selvy, Furman	6-3	Jr.	25	272	194	738	29.5
1954	Frank Selvy, Furman	6-3	Sr.	29	427	*355	1,209	41.7
1955	Darrell Floyd, Furman	6-1	Jr.	25	344	209	897	35.9
1956	Darrell Floyd, Furman	6-1	Sr.	28	339	268	946	33.8
1957	Grady Wallace, South Carolina	6-4	Sr.	29	336	234	906	31.2
1958	Oscar Robertson, Cincinnati	6-5	So.	28	352	280	984	35.1
1959	Oscar Robertson, Cincinnati	6-5	Jr.	30	331	316	978	32.6
1960	Oscar Robertson, Cincinnati	6-5	Sr.	30	369	273	1,011	33.7
1961	Frank Burgess, Gonzaga	6-1	Sr.	26	304	234	842	32.4
1962	Billy McGill, Utah	6-9	Sr.	26	394	221	1,009	38.8
1963	Nick Werkman, Seton Hall	6-3	Jr.	22	221	208	650	29.5
1964	Howard Komives, Bowling Green	6-1	Sr.	23	292	260	844	36.7
1965	Rick Barry, Miami (Fla.)	6-7	Sr.	26	340	293	973	37.4
1966	Dave Schellhase, Purdue	6-4	Sr.	24	284	213	781	32.5
1967	Jim Walker, Providence	6-3	Sr.	28	323	205	851	30.4
1968	Pete Maravich, LSU	6-5	So.	26	432	274	1,138	43.8
1969	Pete Maravich, LSU	6-5	Jr.	26	433	282	1,148	44.2
1970	Pete Maravich, LSU	6-5	Sr.	31	*522	337	*1,381	*44.5
1971	Johnny Neumann, Mississippi	6-6	So.	23	366	191	923	40.1
1972	Dwight Lamar, La. Lafayette	6-1	Jr.	29	429	196	1,054	36.3
1973	William Averitt, Pepperdine	6-1	Sr.	25	352	144	848	33.9
1974	Larry Fogle, Canisius	6-5	So.	25	326	183	835	33.4
1975	Bob McCurdy, Richmond	6-7	Sr.	26	321	213	855	32.9
1976	Marshall Rodgers, Tex.-Pan American	6-2	Sr.	25	361	197	919	36.8
1977	Freeman Williams, Portland St.	6-4	Jr.	26	417	176	1,010	38.8
1978	Freeman Williams, Portland St.	6-4	Sr.	27	410	149	969	35.9
1979	Lawrence Butler, Idaho St.	6-3	Sr.	27	310	192	812	30.1
1980	Tony Murphy, Southern U.	6-3	Sr.	29	377	178	932	32.1
1981	Zam Fredrick, South Carolina	6-2	Sr.	27	300	181	781	28.9
1982	Harry Kelly, Texas Southern	6-7	Jr.	29	336	190	862	29.7
1983	Harry Kelly, Texas Southern	6-7	Sr.	29	333	169	835	28.8
1984	Joe Jakubick, Akron	6-5	Sr.	27	304	206	814	30.1
1985	Xavier McDaniel, Wichita St.	6-8	Sr.	31	351	142	844	27.2
1986	Terrence Bailey, Wagner	6-2	Jr.	29	321	212	854	29.4
1987	Kevin Houston, Army	5-11	Sr.	29	311	268	953	32.9
1988	Hersey Hawkins, Bradley	6-3	Sr.	31	377	87	1,125	36.3
1989	Hank Gathers, Loyola Marymount	6-7	Jr.	31	419	0	1,015	32.7
1990	Bo Kimble, Loyola Marymount	6-5	Sr.	32	404	92	1,131	35.3
1991	Kevin Bradshaw, U.S. Int'l.	6-6	Sr.	28	358	60	1,054	37.6
1992	Brett Roberts, Morehead St.	6-8	Sr.	29	278	66	815	28.1
1993	Greg Guy, Tex.-Pan American	6-1	Jr.	19	189	67	556	29.3
1994	Glenn Robinson, Purdue	6-8	Jr.	34	368	79	1,030	30.3
1995	Kurt Thomas, TCU	6-9	Sr.	27	288	3	781	28.9
1996	Kevin Granger, Texas Southern	6-3	Sr.	24	194	30	648	27.0
1997	Charles Jones, Long Island	6-3	Jr.	30	338	109	903	30.1
1998	Charles Jones, Long Island	6-3	Sr.	30	326	116	869	29.0
1999	Alvin Young, Niagara	6-3	Sr.	29	253	65	728	25.1
2000	Courtney Alexander, Fresno St.	6-6	Sr.	27	252	58	669	24.8
2001	Ronnie McCollum, Centenary (La.)	6-4	Sr.	27	244	85	787	29.1
2002	Jason Conley, VMI	6-5	Fr.	28	285	79	820	29.3
2003	Ruben Douglas, New Mexico	6-5	Sr.	28	218	94	783	28.0
2004	Keydren Clark, St. Peter's	5-8	So.	29	233	112	775	26.7
2005	Keydren Clark, St. Peter's	5-9	Jr.	28	230	109	721	25.8
2006	Adam Morrison, Gonzaga	6-8	Jr.	33	306	74	926	28.1

\*record

## Field-Goal Percentage

Season	Player, Team	Cl.	G	FG	FGA	Pct.
1948	Alex Peterson, Oregon St.	Jr.	27	89	187	47.6
1949	Ed Macauley, St. Louis	Sr.	26	144	275	52.4
1950	Jim Moran, Niagara	Jr.	27	98	185	53.0
1951	Don Meineke, Dayton	Jr.	32	240	469	51.2
1952	Art Spoelstra, Western Ky.	So.	31	178	345	51.6
1953	Vernon Stokes, St. Francis (N.Y.)	Sr.	24	147	247	59.5
1954	Joe Holup, George Washington	So.	26	179	313	57.2

Season	Player, Team	Cl.	G	FG	FGA	Pct.
1955	Ed O'Connor, Manhattan	Sr.	23	147	243	60.5
1956	Joe Holup, George Washington	Sr.	26	200	309	64.7
1957	Bailey Howell, Mississippi St.	So.	25	217	382	56.8
1958	Ralph Crosthwaite, Western Ky.	Jr.	25	202	331	61.0
1959	Ralph Crosthwaite, Western Ky.	Sr.	26	191	296	64.5
1960	Jerry Lucas, Ohio St.	So.	27	283	444	63.7
1961	Jerry Lucas, Ohio St.	Jr.	27	256	411	62.3
1962	Jerry Lucas, Ohio St.	Sr.	28	237	388	61.1
1963	Lyle Harger, Houston	Sr.	26	193	294	65.6
1964	Terry Holland, Davidson	Sr.	26	135	214	63.1
1965	Tim Kehoe, St. Peter's	Sr.	19	138	209	66.0
1966	Julian Hammond, Tulsa	Sr.	29	172	261	65.9
1967	Lew Alcindor, UCLA	So.	30	346	519	66.7
1968	Joe Allen, Bradley	Sr.	28	258	394	65.5
1969	Lew Alcindor, UCLA	Sr.	30	303	477	63.5
1970	Willie Williams, Florida St.	Sr.	26	185	291	63.6
1971	John Belcher, Arkansas St.	Jr.	24	174	275	63.3
1972	Kent Martens, Abilene Christian	Sr.	21	136	204	66.7
1973	Elton Hayes, Lamar	Sr.	24	146	222	65.8
1974	Al Fleming, Arizona	So.	26	136	204	66.7
1975	Bernard King, Tennessee	Fr.	25	273	439	62.2
1976	Sidney Moncrief, Arkansas	Fr.	28	149	224	66.5
1977	Joe Senser, West Chester	So.	25	130	186	69.9
1978	Joe Senser, West Chester	Jr.	25	135	197	68.5
1979	Murray Brown, Florida St.	Jr.	29	237	343	69.1
1980	Steve Johnson, Oregon St.	Jr.	30	211	297	71.0
1981	Steve Johnson, Oregon St.	Sr.	28	235	315	*74.6
1982	Mark McNamara, California	Sr.	27	231	329	70.2
1983	Troy Lee Mikel, East Tenn. St.	Sr.	29	197	292	67.5
1984	Akeem Olajuwon, Houston	Jr.	37	249	369	67.5
1985	Keith Walker, Utica	Sr.	27	154	216	71.3
1986	Brad Daugherty, North Carolina	Sr.	34	284	438	64.8
1987	Alan Williams, Princeton	Sr.	25	163	232	70.3
1988	Arnell Jones, Boise St.	Sr.	30	187	283	66.1
1989	Dwayne Davis, Florida	So.	33	179	248	72.2
1990	Lee Campbell, Missouri St.	Sr.	29	192	275	69.8
1991	Oliver Miller, Arkansas	Jr.	38	254	361	70.4
1992	Charles Outlaw, Houston	Jr.	31	156	228	68.4
1993	Charles Outlaw, Houston	Sr.	30	196	298	65.8
1994	Mike Atkinson, Long Beach St.	Jr.	26	141	203	69.5
1995	Shane Kline-Ruminski, Bowling Green	Sr.	26	181	265	68.3
1996	Quadre Lollis, Montana St.	Sr.	30	212	314	67.5
1997	Todd MacCulloch, Washington	So.	28	163	241	67.6
1998	Todd MacCulloch, Washington	Jr.	30	225	346	65.0
1999	Todd MacCulloch, Washington	Sr.	29	210	317	66.2
2000	Brendan Haywood, North Carolina	Jr.	36	191	274	69.7
2001	Michael Bradley, Villanova	Jr.	31	254	367	69.2
2002	Adam Mark, Belmont	So.	26	150	212	70.8
2003	Adam Mark, Belmont	Jr.	28	199	297	67.0
2004	Nigel Dixon, Western Ky.	Sr.	28	179	264	67.8
2005	Bruce Brown, Hampton	Jr.	30	178	269	66.2
2006	Randall Hanke, Providence	So.	27	149	220	67.7

\*record

## Three-Point Field Goals Made Per Game

Season	Player, Team	Cl.	G	3FG	Avg.
1987	Darrin Fitzgerald, Butler	Sr.	28	158	*5.64
1988	Timothy Pollard, Mississippi Val.	Jr.	28	132	4.71
1989	Timothy Pollard, Mississippi Val.	Sr.	28	124	4.43
1990	Dave Jamerson, Ohio	Sr.	28	131	4.68
1991	Bobby Phills, Southern U.	Sr.	28	123	4.39
1992	Doug Day, Radford	Jr.	29	117	4.03
1993	Bernard Haslett, Southern Miss.	Jr.	26	109	4.19
1994	Chris Brown, UC Irvine	Jr.	26	122	4.69
1995	Mitch Taylor, Southern U.	Jr.	25	109	4.36
1996	Dominick Young, Fresno St.	Jr.	29	120	4.14
1997	William Fourche, Southern U.	Sr.	27	122	4.52
1998	Curtis Staples, Virginia	Sr.	30	130	4.33
1999	Brian Merriweather, Tex.-Pan American	So.	27	110	4.07
2000	Brian Merriweather, Tex.-Pan American	Jr.	28	114	4.07
2001	DeWayne Jefferson, Mississippi Val.	Sr.	27	107	3.96
2002	Cain Doliboa, Wright St.	Sr.	28	104	3.71
2003	Terrence Woods, Florida A&M	Jr.	28	139	4.96
2004	Terrence Woods, Florida A&M	Sr.	31	140	4.52
2005	Brendan Plavich, Charlotte	Sr.	29	114	3.93
2006	Andre Collins, Loyola (Md.)	Sr.	28	118	4.21

\*record



### Three-Point Field-Goal Percentage

Season	Player, Team	Cl.	G	3FG	3FGA	Pct.
1987	Reginald Jones, Prairie View	Jr.	28	64	112	57.1
1988	Glenn Tropf, Holy Cross	Jr.	29	52	82	*63.4
1989	Dave Calloway, Monmouth	So.	28	48	82	58.5
1990	Matt Lapin, Princeton	Sr.	27	71	133	53.4
1991	Keith Jennings, East Tenn. St.	Sr.	33	84	142	59.2
1992	Sean Wightman, Western Mich.	Jr.	30	48	76	63.2
1993	Jeff Anderson, Kent St.	Jr.	26	44	82	53.7
1994	Brent Kell, Evansville	So.	29	62	123	50.4
1995	Brian Jackson, Evansville	Jr.	27	53	95	55.8
1996	Joe Stafford, Western Caro.	Jr.	30	58	110	52.7
1997	Kent McCausland, Iowa	So.	29	70	134	52.2
1998	Jim Cantamessa, Siena	So.	29	66	117	56.4
1999	Rodney Thomas, IUPUI	Jr.	26	59	113	52.2
2000	Jonathan Whitworth, Middle Tenn.	Jr.	28	50	99	50.5
2001	Amory Sanders, Southeast Mo. St.	Sr.	24	53	95	55.8
2002	Dante Swanson, Tulsa	Jr.	33	73	149	49.0
2003	Jeff Schiffner, Penn	Jr.	28	74	150	49.3
2004	Brad Lechtenberg, San Diego	Sr.	23	71	139	51.1
2005	Salim Stoudamire, Arizona	Sr.	36	120	238	50.4
2006	Stephen Sir, Northern Ariz.	Sr.	32	93	190	48.9

\*record

### Free-Throw Percentage

Season	Player, Team	Cl.	G	FT	FTA	Pct.
1948	Sam Urzetta, St. Bonaventure	So.	22	59	64	92.2
1949	Bill Schroer, Valparaiso	So.	24	59	68	86.8
1950	Sam Urzetta, St. Bonaventure	Sr.	22	54	61	88.5
1951	Jay Handlan, Wash. & Lee	Jr.	22	148	172	86.0
1952	Sy Chadroff, Miami (Fla.)	Sr.	22	99	123	80.5
1953	John Weber, Yale	Sr.	24	117	141	83.0
1954	Dick Daugherty, Arizona St.	Sr.	23	75	86	87.2
1955	Jim Scott, West Tex. A&M	Sr.	23	153	171	89.5
1956	Bill Von Weyhe, Rhode Island	Jr.	25	180	208	86.5
1957	Ernie Wiggins, Wake Forest	Sr.	28	93	106	87.7
1958	Semi Mintz, Davidson	Sr.	24	105	119	88.2
1959	Arlen Clark, Oklahoma St.	Sr.	25	201	236	85.2
1960	Jack Waters, Mississippi	Jr.	24	103	118	87.3
1961	Stew Sheppard, Army	Jr.	24	135	154	87.7
1962	Tommy Boyer, Arkansas	Jr.	23	125	134	93.3
1963	Tommy Boyer, Arkansas	Sr.	24	147	161	91.3
1964	Rick Park, Tulsa	Jr.	25	121	134	90.3
1965	Bill Bradley, Princeton	Sr.	29	273	308	88.6
1966	Bill Blair, Providence	Sr.	27	101	112	90.2
1967	Bob Lloyd, Rutgers	Sr.	29	255	277	92.1
1968	Joe Heiser, Princeton	Sr.	26	117	130	90.0
1969	Bill Justus, Tennessee	Sr.	28	133	147	90.5
1970	Steve Kaplan, Rutgers	So.	23	102	110	92.7
1971	Greg Starrick, Southern Ill.	Jr.	23	119	132	90.2
1972	Greg Starrick, Southern Ill.	Sr.	26	148	160	92.5
1973	Don Smith, Dayton	Jr.	26	111	122	91.0
1974	Rickey Medlock, Arkansas	Jr.	26	87	95	91.6
1975	Frank Oleynick, Seattle	Sr.	26	135	152	88.8
1976	Tad Dufelmeier, Loyola (Ill.)	Jr.	25	71	80	88.8
1977	Robert Smith, UNLV	Sr.	32	98	106	92.5
1978	Carlos Gibson, Marshall	Jr.	28	84	89	94.4
1979	Darrell Mauldin, Campbell	Jr.	26	70	76	92.1
1980	Brian Magid, George Washington	Sr.	26	79	85	92.9
1981	Dave Hildahl, Portland St.	Sr.	21	76	82	92.7
1982	Rod Foster, UCLA	Jr.	27	95	100	95.0
1983	Rob Gonzalez, Colorado	Sr.	28	75	82	91.5
1984	Steve Alford, Indiana	Fr.	31	137	150	91.3
1985	Craig Collins, Penn St.	Sr.	27	94	98	95.9
1986	Jim Barton, Dartmouth	Fr.	26	65	69	94.2
1987	Kevin Houston, Army	Sr.	29	268	294	91.2
1988	Steve Henson, Kansas St.	So.	34	111	120	92.5
1989	Michael Smith, Brigham Young	Sr.	29	160	173	92.5
1990	Rob Robbins, New Mexico	Jr.	34	101	108	93.5
1991	Darin Archbold, Butler	Jr.	29	187	205	91.2
1992	Don MacLean, UCLA	Sr.	32	197	214	92.1
1993	Josh Grant, Utah	Sr.	31	104	113	92.0
1994	Danny Basile, Marist	So.	27	84	89	94.4
1995	Greg Bibb, Tennessee Tech	Jr.	27	106	117	90.6
1996	Mike Dillard, Sam Houston St.	Jr.	25	63	68	92.6
1997	Aaron Zobrist, Bradley	Sr.	30	77	85	90.6
1998	Matt Sundblad, Lamar	Jr.	27	96	104	92.3
1999	Lonnice Cooper, Louisiana Tech	Sr.	25	70	76	92.1
2000	Clay McKnight, Pacific	Sr.	24	74	78	94.9
2001	Gary Buchanan, Villanova	So.	31	97	103	94.2
2002	Cary Cochran, Nebraska	Sr.	28	71	77	92.2

Season	Player, Team	Cl.	G	FT	FTA	Pct.
2003	Steve Drabyn, Belmont	Jr.	29	78	82	95.1
2004	Blake Ahearn, Missouri St.	Fr.	33	117	120	*97.5
2005	Blake Ahearn, Missouri St.	So.	32	90	95	94.7
2006	Blake Ahearn, Missouri St.	Jr.	31	117	125	93.6

\*record

### Rebound Average

Season	Player, Team	Ht.	Cl.	G	Reb.	Avg.
1951	Ernie Beck, Penn	6-4	So.	27	556	20.6
1952	Bill Hannon, Army	6-3	So.	17	355	20.9
1953	Ed Conlin, Fordham	6-5	So.	26	612	23.5
1954	Art Guimby, Connecticut	6-5	Jr.	26	588	22.6
1955	Charlie Slack, Marshall	6-5	Jr.	21	538	*25.6
1956	Joe Holup, George Washington	6-6	Sr.	26	604	†25.6
1957	Elgin Baylor, Seattle	6-6	Jr.	25	508	†23.5
1958	Alex Ellis, Niagara	6-5	Sr.	25	536	†26.2
1959	Leroy Wright, Pacific	6-8	Jr.	26	652	†23.8
1960	Leroy Wright, Pacific	6-8	Sr.	17	380	†23.4
1961	Jerry Lucas, Ohio St.	6-8	Jr.	27	470	†19.8
1962	Jerry Lucas, Ohio St.	6-8	Sr.	28	499	†21.1
1963	Paul Silas, Creighton	6-7	Sr.	27	557	20.6
1964	Bob Pelkington, Xavier	6-7	Sr.	26	567	21.8
1965	Toby Kimball, Connecticut	6-8	Sr.	23	483	21.0
1966	Jim Ware, Oklahoma City	6-8	Sr.	29	607	20.9
1967	Dick Cunningham, Murray St.	6-10	Jr.	22	479	21.8
1968	Neal Walk, Florida	6-10	Jr.	25	494	19.8
1969	Spencer Haywood, Detroit	6-8	So.	22	472	21.5
1970	Artis Gilmore, Jacksonville	7-2	Jr.	28	621	22.2
1971	Artis Gilmore, Jacksonville	7-2	Sr.	26	603	23.2
1972	Kermit Washington, American	6-8	Jr.	23	455	19.8
1973	Kermit Washington, American	6-8	Sr.	22	439	20.0
1974	Marvin Barnes, Providence	6-9	Sr.	32	597	18.7
1975	John Irving, Hofstra	6-9	So.	21	323	15.4
1976	Sam Pellom, Buffalo	6-8	So.	26	420	16.2
1977	Glenn Mosley, Seton Hall	6-8	Sr.	29	473	16.3
1978	Ken Williams, North Texas	6-7	Sr.	28	411	14.7
1979	Monti Davis, Tennessee St.	6-7	Jr.	26	421	16.2
1980	Larry Smith, Alcorn St.	6-8	Sr.	26	392	15.1
1981	Darryl Watson, Mississippi Val.	6-7	Sr.	27	379	14.0
1982	LaSalle Thompson, Texas	6-10	Jr.	27	365	13.5
1983	Xavier McDaniel, Wichita St.	6-7	So.	28	403	14.4
1984	Akeem Olajuwon, Houston	7-0	Jr.	37	500	13.5
1985	Xavier McDaniel, Wichita St.	6-8	Sr.	31	460	14.8
1986	David Robinson, Navy	6-11	Jr.	35	455	13.0
1987	Jerome Lane, Pittsburgh	6-6	So.	33	444	13.5
1988	Kenny Miller, Loyola (Ill.)	6-9	Fr.	29	395	13.6
1989	Hank Gathers, Loyola Marymount	6-7	Jr.	31	426	13.7
1990	Anthony Bonner, St. Louis	6-8	Sr.	33	456	13.8
1991	Shaquille O'Neal, LSU	7-1	So.	28	411	14.7
1992	Popeye Jones, Murray St.	6-8	Sr.	30	431	14.4
1993	Warren Kidd, Middle Tenn.	6-9	Sr.	26	386	14.8
1994	Jerome Lambert, Baylor	6-8	Jr.	24	355	14.8
1995	Kurt Thomas, TCU	6-9	Sr.	27	393	14.6
1996	Marcus Mann, Mississippi Val.	6-8	Sr.	29	394	13.6
1997	Tim Duncan, Wake Forest	6-11	Sr.	31	457	14.7
1998	Ryan Perryman, Dayton	6-7	Sr.	33	412	12.5
1999	Ian McGinnis, Dartmouth	6-8	So.	26	317	12.2
2000	Darren Phillip, Fairfield	6-7	Sr.	29	405	14.0
2001	Chris Marcus, Western Ky.	7-1	Jr.	31	374	12.1
2002	Jeremy Bishop, Quinnipiac	6-6	Jr.	29	347	12.0
2003	Brandon Hunter, Ohio	6-7	Sr.	30	378	12.6
2004	Paul Millsap, Louisiana Tech	6-7	Fr.	30	374	12.5
2005	Paul Millsap, Louisiana Tech	6-8	So.	29	360	12.4
2006	Paul Millsap, Louisiana Tech	6-8	Jr.	33	438	13.3

\*record; †From 1956 through 1962, championship was determined on highest individual recoveries out of total by both teams in all games.

### Assist Average

Season	Player, Team	Cl.	G	Ast.	Avg.
1984	Craig Lathen, Ill.-Chicago	Jr.	29	274	9.45
1985	Rob Weingard, Hofstra	Sr.	24	228	9.50
1986	Mark Jackson, St. John's (N.Y.)	Jr.	36	328	9.11
1987	Avery Johnson, Southern U.	Jr.	31	333	10.74
1988	Avery Johnson, Southern U.	Sr.	30	399	*13.30
1989	Glenn Williams, Holy Cross	Sr.	28	278	9.93
1990	Todd Lehmann, Drexel	Sr.	28	260	9.29
1991	Chris Corchiani, North Carolina St.	Sr.	31	299	9.65
1992	Van Usher, Tennessee Tech	Sr.	29	254	8.76
1993	Sam Crawford, New Mexico St.	Sr.	34	310	9.12

Season	Player, Team	Cl.	G	Ast.	Avg.
1994	Jason Kidd, California	So.	30	272	9.07
1995	Nelson Haggerty, Baylor	Sr.	28	284	10.14
1996	Raimonds Miglinieks, UC Irvine	Sr.	27	230	8.52
1997	Kenny Mitchell, Dartmouth	Sr.	26	203	7.81
1998	Ahlon Lewis, Arizona St.	Sr.	32	294	9.19
1999	Doug Gottlieb, Oklahoma St.	Jr.	34	299	8.79
2000	Mark Dickel, UNLV	Sr.	31	280	9.03
2001	Markus Carr, Cal St. Northridge	Jr.	32	286	8.94
2002	T.J. Ford, Texas	Fr.	33	273	8.27
2003	Martell Bailey, Ill.-Chicago	Jr.	30	244	8.13
2004	Greg Davis, Troy	Sr.	31	256	8.26
2005	Damitrius Coleman, Mercer	Jr.	28	224	8.00
	Will Funn, Portland St.	Sr.	28	224	8.00
2006	Jared Jordan, Marist	Jr.	29	247	8.52

\*record

### Blocked-Shot Average

Season	Player, Team	Cl.	G	Blk.	Avg.
1986	David Robinson, Navy	Jr.	35	207	5.91
1987	David Robinson, Navy	Sr.	32	144	4.50
1988	Rodney Blake, St. Joseph's	Sr.	29	116	4.00
1989	Alonzo Mourning, Georgetown	Fr.	34	169	4.97
1990	Kenny Green, Rhode Island	Sr.	26	124	4.77
1991	Shawn Bradley, Brigham Young	Fr.	34	177	5.21
1992	Shaquille O'Neal, LSU	Jr.	30	157	5.23
1993	Theo Ratliff, Wyoming	Jr.	28	124	4.43
1994	Grady Livingston, Howard	Jr.	26	115	4.42
1995	Keith Closs, Central Conn. St.	Fr.	26	139	5.35
1996	Keith Closs, Central Conn. St.	So.	28	178	6.36
1997	Adonal Foyle, Colgate	Jr.	28	180	*6.43
1998	Jerome James, Florida A&M	Sr.	27	125	4.63
1999	Tarvis Williams, Hampton	So.	27	135	5.00
2000	Ken Johnson, Ohio St.	Sr.	30	161	5.37

Season	Player, Team	Cl.	G	Blk.	Avg.
2001	Tarvis Williams, Hampton	Sr.	32	147	4.59
2002	Wojciech Myrda, La.-Monroe	Sr.	32	172	5.38
2003	Emeka Okafor, Connecticut	So.	33	156	4.73
2004	Anwar Ferguson, Houston	Sr.	27	111	4.11
2005	Deng Gai, Fairfield	Sr.	30	165	5.50
2006	Shawn James, Northeastern	So.	30	196	6.53

\*record

### Steal Average

Season	Player, Team	Cl.	G	Stl.	Avg.
1986	Darron Brittman, Chicago St.	Sr.	28	139	4.96
1987	Tony Fairley, Charleston So.	Sr.	28	114	4.07
1988	Aldwin Ware, Florida A&M	Sr.	29	142	4.90
1989	Kenny Robertson, Cleveland St.	Jr.	28	111	3.96
1990	Ronn McMahon, Eastern Wash.	Sr.	29	130	4.48
1991	Van Usher, Tennessee Tech	Jr.	28	104	3.71
1992	Victor Snipes, Northeastern Ill.	So.	25	86	3.44
1993	Jason Kidd, California	Fr.	29	110	3.79
1994	Shawn Griggs, La.-Lafayette	Sr.	30	120	4.00
1995	Roderick Anderson, Texas	Sr.	30	101	3.37
1996	Pointer Williams, McNeese St.	Sr.	27	118	4.37
1997	Joel Hoover, Md.-East Shore	Fr.	28	90	3.21
1998	Bonzi Wells, Ball St.	Sr.	29	103	3.55
1999	Shawnta Rogers, George Washington	Sr.	29	103	3.55
2000	Carl Williams, Liberty	Sr.	28	107	3.82
2001	Greedy Daniels, TCU	Jr.	25	108	4.32
2002	Desmond Cambridge, Alabama A&M	Sr.	29	160	*5.52
2003	Alexis McMillan, Stetson	Sr.	22	87	3.95
2004	Marques Green, St. Bonaventure	Sr.	27	107	3.96
2005	Obie Trotter, Alabama A&M	Jr.	32	125	3.91
2006	Tim Smith, East Tenn. St.	Sr.	28	95	3.39

\*record

## Miscellaneous Player Information

### Declared Early for the NBA Draft

Year	4-Year College Underclassmen	Jr. Col.	High School	U.S.	Foreign Country	Declared	Drafted	Total W/drew#
1971	6	0	0	6	0	6	5	0
1972	6	2	0	8	0	8	3	2
1973	10	1	0	11	0	11	7	2
1974	18	2	1	21	0	21	11	7
1975	13	1	2	16	0	16	14	0
1976	12	1	0	13	0	13	7	0
1977	6	0	0	6	0	6	4	0
1978	4	1	0	5	0	5	4	0
1979	4	0	0	4	0	4	4	0
1980	6	1	0	7	0	7	4	0
1981	5	0	0	5	0	5	5	0
1982	13	0	0	13	0	13	9	1
1983	6	0	0	6	0	6	6	0
1984	9	0	0	9	0	9	8	0
1985	12	0	0	12	0	12	11	0
1986	9	0	0	9	0	9	7	0
1987	9	0	0	9	0	9	5	0
1988	12	0	0	12	0	12	8	0
1989	10	3	0	13	1	14	6	0
1990	22	1	0	23	0	23	7	0
1991	11	0	0	11	1	12	6	0
1992	14	2	0	16	0	16	4	0
1993	13	5	0	18	1	19	7	0
1994	20	0	0	20	0	20	12	2
1995	14	2	1	17	0	17	13	3
1996	25	4	4	33	4	37	21	6
1997	19	0	1	20	0	20	12	6
1998	26	2	4	32	3	35	20	3
1999	18	3	2	23	4	27	15	12
2000	25	2	2	29	8	37	25	19
2001	34	7	6	47	8	55	37	23
2002	33	8	4	45	9	54	29	24
2003	22	3	5	30	21	51	35	29
2004	19	3	10	32	10	42	27	54
2005	35	4	11	50	10	60	37	65
2006	33	4	0	37	10	47	33	41

#Those athletes who withdrew before the draft are not included in any of the other columns.

### Foreign Players at NCAA Division I Schools

Players whose home towns on their schools' rosters were listed as being from a country other than the U.S.

Year	Div. I Schools	Foreign Players
1993	298	135
1994	301	-
1995	302	178
1996	305	212
1997	305	238
1998	306	268
1999	310	291
2000	318	285
2001	318	340
2002	321	366
2003	325	392
2004	326	392
2005	326	396
2006	326	402

# All-Time Team Leaders

## Single-Game Records

### SCORING HIGHS

Pts.	Team vs. Opponent (Opp. Pts.)	Date
186	Loyola Marymount vs. U.S. Int'l (140)	Jan. 5, 1991
181	Loyola Marymount vs. U.S. Int'l (150)	Jan. 31, 1989
179	Long Island vs. Medgar Evers (62)	Nov. 26, 1997
173	Oklahoma vs. U.S. Int'l (101)	Nov. 29, 1989
172	Oklahoma vs. Loyola Marymount (112)	Dec. 15, 1990
166	Arkansas vs. U.S. Int'l (101)	Dec. 9, 1989
164	UNLV vs. Hawaii-Hilo (111)	Feb. 19, 1976
164	Loyola Marymount vs. Azusa-Pacific (138)	Nov. 28, 1988
162	Loyola Marymount vs. U.S. Int'l (144)	Jan. 7, 1989
162	Loyola Marymount vs. Chaminade (129)	Nov. 25, 1990
162	Oklahoma vs. Angelo St. (99)	Dec. 1, 1990
162	Drake vs. Grinnell (110)	Dec. 11, 2002
159	Southern U. vs. Texas College (65)	Dec. 6, 1990
159	LSU vs. Northern Ariz. (86)	Dec. 28, 1991
157	Loyola Marymount vs. San Francisco (115)	Feb. 5, 1990
156	Southern U. vs. Baptist Christian (91)	Dec. 14, 1992
156	South Ala. vs. Prairie View (114)	Dec. 2, 1994
155	Oral Roberts vs. Union (Tenn.) (113)	Feb. 24, 1972
155	Southern U. vs. Prairie View (91)	Feb. 22, 1993
154	Texas-Arlington vs. Huston-Tillotson (85)	Nov. 29, 1990
154	Southern U. vs. Patten (57)	Nov. 26, 1993
153	TCU vs. Tex.-Pan American (87)	Nov. 29, 1997
152	Jacksonville vs. St. Peter's (106)	Dec. 3, 1970
152	Oklahoma vs. Centenary (La.) (84)	Dec. 12, 1987
152	Oklahoma vs. Oral Roberts (122)	Dec. 10, 1988
152	Loyola Marymount vs. U.S. Int'l (137)	Dec. 7, 1989
152	Northeastern vs. Loyola Marymount (123)	Nov. 24, 1990

### SCORING HIGHS BY LOSING TEAM

Pts.	Team vs. Opponent (Opp. Pts.)	Date
150	U.S. Int'l vs. Loyola Marymount (181)	Jan. 31, 1989
144	U.S. Int'l vs. Loyola Marymount (162)	Jan. 7, 1989
141	Loyola Marymount vs. LSU (148) (ot)	Feb. 3, 1990
140	Utah St. vs. UNLV (142) (3 ot)	Jan. 2, 1985
140	U.S. Int'l vs. Loyola Marymount (186)	Jan. 5, 1991
140	Long Island vs. St. Francis (N.Y.) (142) (2 ot)	Feb. 22, 2003
137	U.S. Int'l vs. Loyola Marymount (152)	Dec. 7, 1989
136	Gonzaga vs. Loyola Marymount (147)	Feb. 18, 1989
132	Troy vs. George Mason (148)	Dec. 10, 1994
130	Fairleigh Dickinson vs. Sacred Heart (133) (4 ot)	Dec. 1, 2001
127	Pepperdine vs. Loyola Marymount (142)	Feb. 20, 1988
127	Troy vs. George Mason (142)	Nov. 28, 1995
126	Western Mich. vs. Marshall (127)	Dec. 20, 1999
125	Nevada vs. Loyola Marymount (130)	Dec. 30, 1988
123	San Francisco vs. Loyola Marymount (137)	Feb. 9, 1990
123	Loyola Marymount vs. Pepperdine (148)	Feb. 17, 1990
123	Loyola Marymount vs. Northeastern (152)	Nov. 24, 1990
123	Sam Houston St. vs. Texas-Arlington (125)	Dec. 28, 1998
122	Oral Roberts vs. Oklahoma (152)	Dec. 10, 1988
121	Loyola Marymount vs. LSU (148) (ot)	Feb. 3, 1990
121	Loyola Marymount vs. Oklahoma (136)	Dec. 23, 1989
121	Central Mich. vs. Ohio (122) (2 ot)	Feb. 5, 1998

### SCORING HIGHS BOTH TEAMS COMBINED

Pts.	Team (Pts.) vs. Team (Pts.)	Date
331	Loyola Marymount (181) vs. U.S. Int'l (150)	Jan. 31, 1989
326	Loyola Marymount (186) vs. U.S. Int'l (140)	Jan. 5, 1991
306	Loyola Marymount (162) vs. U.S. Int'l (144)	Jan. 7, 1989
289	Loyola Marymount (152) vs. U.S. Int'l (137)	Dec. 7, 1989
289	LSU (148) vs. Loyola Marymount (141) (ot)	Feb. 3, 1990
284	Oklahoma (172) vs. Loyola Marymount (112)	Dec. 15, 1990
283	Loyola Marymount (147) vs. Gonzaga (136)	Feb. 18, 1989
282	UNLV (142) vs. Utah St. (140) (3 ot)	Jan. 2, 1985
282	St. Francis (N.Y.) (142) vs. Long Island (140) (2 ot)	Feb. 22, 2003
280	George Mason (148) vs. Troy (132)	Dec. 10, 1994
275	Northeastern (152) vs. Loyola Marymount (123)	Nov. 24, 1990
274	Oklahoma (152) vs. Oral Roberts (122)	Dec. 10, 1988
274	Oklahoma (173) vs. U.S. Int'l (101)	Nov. 29, 1989
272	Loyola Marymount (157) vs. San Francisco (115)	Feb. 4, 1990
269	Loyola Marymount (142) vs. Pepperdine (127)	Feb. 20, 1988
269	Loyola Marymount (150) vs. St. Mary's (Cal.) (119)	Feb. 1, 1990
269	George Mason (142) vs. Troy (127)	Nov. 28, 1995

### MARGIN OF VICTORY

Pts.	Team (Pts.) vs. Opponent (Opp. Pts.)	Date
117	Long Island (179) vs. Medgar Evers (62)	Nov. 26, 1997
101	Texas (102) vs. San Marcos Baptist (1)	Jan. 10, 1916
97	Southern U. (154) vs. Patten (57)	Nov. 26, 1993
97	Winthrop (130) vs. Johnson & Wales (33)	Dec. 7, 1996
96	Purdue (112) vs. Indiana St. (6)	Jan. 10, 1911
96	Western Ky. (103) vs. Adairville Independents (7)	Jan. 10, 1923
95	Oklahoma (146) vs. Northeastern Ill. (51)	Dec. 2, 1989
94	Southern U. (159) vs. Texas College (65)	Dec. 6, 1990
93	Washington (100) vs. Puget Sound (7)	Jan. 14, 1921
93	Furman (126) vs. Va. Intermont (33)	Dec. 29, 2004
92	Villanova (117) vs. Philadelphia NAMC (25)	Feb. 12, 1949
91	LSU (124) vs. Rhodes (33)	Dec. 8, 1952
91	Tennessee St. (148) vs. Fisk (57)	Dec. 6, 1993
91	Tulsa (141) vs. Prairie View (50)	Dec. 7, 1995
89	Northwestern La. vs. LeTourneau (51)	Jan. 20, 1992
89	Nicholls St. (140) vs. Faith Baptist (51)	Dec. 17, 1994
88	Southern U. (132) vs. Faith Baptist (44)	Dec. 12, 1994
88	Prairie View (129) vs. Okla. Baptist (41)	Jan. 21, 1997
87	Canisius (107) vs. St. Ann's (20)	Dec. 8, 1907
86	Ohio St. (88) vs. Ohio (2)	Feb. 6, 1903
84	Rhode Island (118) vs. Fort Varnum (34)	Nov. 20, 1943
83	Texas (89) vs. Texas St. (6)	Feb. 11, 1919
82	Navy (126) vs. McDaniel (44)	Dec. 3, 1952
82	Morehead St. (130) vs. Asbury (48)	Nov. 30, 1996
81	Rhode Island (119) vs. Mass. Maritime (38)	1945
81	Oklahoma (146) vs. Florida A&M (65)	Jan. 27, 1993
81	Davidson (125) vs. Wash. & Jeff. (44)	Dec. 21, 2002

### MARGIN OF VICTORY VS. DIVISION I OPPONENT (SINCE 1938)

Pts.	Team (Pts.) vs. Opponent (Opp. Pts.)	Date
91	Tulsa (141) vs. Prairie View (50)	Dec. 7, 1995
81	Oklahoma (146) vs. Florida A&M (65)	Jan. 27, 1993
80	Minnesota (114) vs. Alabama St. (34)	Dec. 23, 1996
77	Kentucky (143) vs. Georgia (66)	Feb. 27, 1956
76	Duke (130) vs. Harvard (54)	Nov. 25, 1989
75	Maryland (132) vs. North Texas (57)	Dec. 23, 1998
75	LSU (112) vs. Grambling (37)	Nov. 20, 1999
75	Florida (125) vs. Florida A&M (50)	Dec. 10, 2000
74	Kentucky (124) vs. Tenn.-Martin (50)	Nov. 26, 1994
73	LSU (159) vs. Northern Ariz. (86)	Dec. 28, 1991
72	Iowa (103) vs. Chicago (31)	Feb. 5, 1944
72	Oklahoma (173) vs. U.S. Int'l (101)	Nov. 29, 1989
72	Ohio St. (116) vs. Chicago St. (44)	Nov. 30, 1991
72	Missouri (117) vs. Chicago St. (45)	Dec. 2, 1995
72	Texas Tech (107) vs. Nicholls (35)	Dec. 7, 2002
71	Ohio St. (109) vs. Delaware (38)	Jan. 11, 1960
71	New Mexico (71) vs. Dartmouth (36)	Dec. 29, 1972
71	Dayton (109) vs. Bowling Green (38)	Dec. 11, 1954
70	Massachusetts (108) vs. Maine (38)	Feb. 23, 1974
70	Kansas (115) vs. Brown (45)	Jan. 3, 1989
70	Connecticut (116) vs. Central Conn. St. (46)	Jan. 23, 1996
70	Memphis (112) vs. Howard (42)	Jan. 3, 2001
69	Kentucky (98) vs. Vanderbilt (29)	Feb. 27, 1947
69	Lamar (126) vs. Sam Houston St. (57)	Dec. 30, 1991
68	Oklahoma (152) vs. Centenary (La.) (84)	Dec. 12, 1987
68	Oklahoma (132) vs. Southern Utah St. (64)	Dec. 20, 1988
68	Connecticut (115) vs. Central Conn. St. (47)	Jan. 10, 1991
68	Kansas (140) vs. Oral Roberts (72)	Jan. 14, 1993
68	Southern Utah (140) vs. South Ala. (72)	Dec. 10, 1994

### SCORING HIGHS IN A HALF

Pts.	Team vs. Opponent (Half)	Date
98	Long Island vs. Medgar Evers (2nd)	Nov. 26, 1997
97	Oklahoma vs. U.S. Int'l (1st)	Nov. 29, 1989
96	Southern U. vs. Texas College (2nd)	Dec. 6, 1990
94	Loyola Marymount vs. U.S. Int'l (1st)	Jan. 31, 1989
94	Oklahoma vs. Northeastern Ill. (2nd)	Dec. 2, 1989
94	Loyola Marymount vs. U.S. Int'l (1st)	Jan. 5, 1991
93	Loyola Marymount vs. U.S. Int'l (1st)	Jan. 7, 1989
93	Oklahoma vs. Loyola Marymount (2nd)	Dec. 15, 1990
92	Loyola Marymount vs. U.S. Int'l (2nd)	Jan. 5, 1991
92	Alabama St. vs. Grambling (2nd)	Jan. 21, 1991
91	Oklahoma vs. Angelo St. (2nd)	Dec. 1, 1990
87	Oklahoma vs. Oral Roberts (2nd)	Dec. 10, 1988
87	Loyola Marymount vs. U.S. Int'l (2nd)	Jan. 31, 1989
86	Jacksonville vs. St. Peter's (2nd)	Dec. 3, 1970
86	Lamar vs. Portland St. (2nd)	Jan. 12, 1980



Pts.	Team vs. Opponent (Half)	Date
86	Loyola Marymount vs. Gonzaga (2nd)	Feb. 18, 1989
86	Gonzaga vs. Loyola Marymount (2nd)	Feb. 18, 1989
86	Kentucky vs. LSU (1st)	Jan. 16, 1996

**SCORING HIGHS IN A HALF BOTH TEAMS COMBINED**

Pts.	Team (Pts.) vs. Team (Pts.) (Half)	Date
172	Loyola Marymount (86) vs. Gonzaga (86) (2nd)	Feb. 18, 1989
170	Loyola Marymount (94) vs. U.S. Int'l (76) (1st)	Jan. 31, 1989
164	Loyola Marymount (94) vs. U.S. Int'l (70) (1st)	Jan. 5, 1991
162	Loyola Marymount (92) vs. U.S. Int'l (70) (2nd)	Jan. 5, 1991
161	Loyola Marymount (93) vs. U.S. Int'l (68) (1st)	Jan. 7, 1989
161	Loyola Marymount (87) vs. U.S. Int'l (74) (2nd)	Jan. 31, 1989
160	Oklahoma (87) vs. Oral Roberts (73) (2nd)	Dec. 10, 1988

**FEWEST POINTS SCORED IN A GAME SINCE 1938**

Pts.	Team vs. Opponent (Opp. Pts.)	Date
6	Temple vs. Tennessee (11)	Dec. 15, 1974
9	Pittsburgh vs. Penn St. (24)	Mar. 1, 1952
10	Duke vs. North Carolina St. (12)	Mar. 8, 1968
11	Oklahoma vs. Oklahoma St. (14)	Feb. 19, 1944
11	Tennessee vs. Temple (6)	Dec. 15, 1974
11	Cincinnati vs. Kentucky (24)	Dec. 20, 1983
12	Marquette vs. Creighton (57)	Dec. 16, 1940
12	Pittsburgh vs. Penn St. (15)	Jan. 15, 1944
12	North Carolina St. vs. Duke (10)	Mar. 8, 1968
13	Pittsburgh vs. Penn St. (32)	Feb. 20, 1943
13	Illinois vs. Purdue (23)	Feb. 7, 1938
14	Virginia vs. Navy (36)	Jan. 12, 1938
14	Michigan St. vs. Michigan (42)	Dec. 7, 1940
14	Kansas St. vs. Missouri (38)	Mar. 4, 1944
14	Oklahoma St. vs. Oklahoma (11)	Feb. 19, 1944
14	Alabama vs. Tennessee (23)	Jan. 11, 1945
15	Alabama vs. Tennessee (37)	Jan. 9, 1942
15	Arkansas vs. Oklahoma St. (17)	Jan. 28, 1944
15	Penn St. vs. Pittsburgh (12)	Jan. 15, 1944
15	Creighton vs. Oklahoma St. (35)	Feb. 9, 1948
15	Charleston So. vs. Col. of Charleston (18)	Feb. 6, 1980
16	Vanderbilt vs. Tennessee Tech (21)	1938
16	Miami (Ohio) vs. Marshall (22)	Feb. 19, 1938
16	South Carolina vs. Clemson (38)	Feb. 10, 1939
16	South Carolina vs. Clemson (43)	Feb. 18, 1939
16	Stanford vs. Oregon St. (18)	Jan. 28, 1980

**FEWEST POINTS SCORED IN A GAME SINCE 1986**

Pts.	Team vs. Opponent (Opp. Pts.)	Date
21	Ga. Southern vs. Coastal Caro. (61)	Jan. 2, 1997
21	Princeton vs. Monmouth (41)	Dec. 14, 2005
22	Hartford vs. Boston U. (73)	Jan. 6, 2005
23	Miami (Ohio) vs. Dayton (60)	Dec. 29, 2001
23	Army vs. Bucknell (56)	Jan. 23, 2004
24	Nicholls St. vs. LSU (68)	Nov. 22, 2002
24	Ark.-Pine Bluff vs. Oklahoma (94)	Dec. 2, 2003
25	Texas-Pan American vs. North Carolina St. (75)	Jan. 7, 1997
25	Valparaiso vs. Wis.-Green Bay (69)	Mar. 2, 1992
25	Army vs. Bucknell (75)	Feb. 22, 2004
26	Northwestern vs. Evansville (48)	Nov. 26, 1999
26	Bethune-Cookman vs. Nebraska (70)	Dec. 20, 2003
27	New Hampshire vs. Providence (56)	Dec. 5, 1992
27	Yale vs. Princeton (55)	Jan. 11, 1991
27	Bucknell vs. Princeton (68)	Dec. 9, 1998
27	Eastern Wash. vs. California (56)	Nov. 16, 2001
28	Dartmouth vs. Princeton (66)	Feb. 10, 1990
28	Wofford vs. North Carolina St. (57)	Dec. 3, 1996
28	Winthrop vs. North Carolina St. (57)	Dec. 3, 1996
29	Long Beach St. vs. UNLV (49)	Mar. 9, 1991
29	Texas-Pan American vs. Iowa (85)	Dec. 4, 1992
29	Loyola (Ill.) vs. Wisconsin (66)	Nov. 14, 1998
29	Northwestern vs. Michigan St. (59)	Jan. 27, 2000
29	Washington St. vs. Fresno St. (46)	Dec. 22, 2003
30	Columbia vs. Dartmouth (54)	Jan. 14, 1989
30	Akron vs. Northern Ill. (48)	Jan. 26, 1991
30	Brown vs. Wisconsin (52)	Dec. 7, 1996
30	Northwestern vs. Illinois (63)	Feb. 19, 2000
30	Morris Brown vs. Tulane (88)	Jan. 4, 2003

**FEWEST POINTS SCORED BY BOTH TEAMS IN A GAME SINCE 1938**

Pts.	Team vs. Opponent (Opp. Pts.)	Date
17	Tennessee (11) vs. Temple (6)	Dec. 15, 1974
22	North Carolina St. (12) vs. Duke (10)	Mar. 8, 1968
25	Oklahoma St. (14) vs. Oklahoma (11)	Feb. 19, 1944
27	Penn St. (15) vs. Pittsburgh (12)	Jan. 15, 1944
32	Oklahoma St. (17) vs. Arkansas (15)	Jan. 28, 1944

Pts.	Team vs. Opponent (Opp. Pts.)	Date
33	Penn St. (24) vs. Pittsburgh (9)	Mar. 1, 1952
33	Col. of Charleston (18) vs. Charleston So. (15)	Feb. 6, 1980
34	Oregon St. (18) vs. Stanford (16)	Jan. 28, 1980
35	Kentucky (24) vs. Cincinnati (11)	Dec. 20, 1983
36	Purdue (23) vs. Illinois (13)	Feb. 7, 1938
37	Tennessee (23) vs. Alabama (14)	Jan. 11, 1945
37	Tennessee Tech (21) vs. Vanderbilt (16)	1938
38	Marshall (22) vs. Miami (Ohio) (16)	Feb. 19, 1938

**FEWEST POINTS SCORED BY BOTH TEAMS IN A GAME SINCE 1986**

Pts.	Team vs. Opponent (Opp. Pts.)	Date
62	Monmouth (41) vs. Princeton (21)	Dec. 14, 2005
67	SMU (36) vs. Tex.-Arlington (31)	Dec. 16, 1989
67	Wis.-Green Bay (46) vs. Northern Mich. (21)	Nov. 22, 1996
68	George Mason (35) vs. UNC Wilmington (33)	Mar. 4, 2001
72	Princeton (37) vs. Monmouth (35)	Nov. 20, 1999
72	Binghamton (38) vs. Charleston So. (34)	Nov. 30, 2003
72	Tex.-Pan American (37) vs. Air Force (35)	Feb. 16, 2004
74	Princeton (38) vs. North Carolina St. (36)	Nov. 12, 1997
74	Evansville (48) vs. Northwestern (26)	Nov. 26, 1999
75	Fresno St. (46) vs. Washington St. (29)	Dec. 22, 2003
75	Missouri St. (43) vs. Wisconsin (32)	Mar. 12, 1999
76	Princeton (43) vs. Colgate (33)	Nov. 30, 1988
76	Yale (39) vs. Princeton (37)	Jan. 12, 1990
76	Cornell (41) vs. Columbia (35)	Jan. 27, 2001
76	Utah (41) vs. St. Mary's (Cal.) (35)	Jan. 7, 2002
76	Alabama St. (43) vs. Ark.-Pine Bluff (33)	Jan. 11, 2003
77	Idaho (40) vs. UC Santa Barb. (37)	Feb. 2, 2002
78	UNLV (49) vs. Long Beach St. (29)	Mar. 9, 1991
78	Northern Ill. (48) vs. Akron (30)	Jan. 26, 1991
78	Auburn (43) vs. Tennessee (35)	Jan. 15, 1997
78	Richmond (41) vs. UNC Wilmington (37)	Jan. 17, 2001
79	Princeton (48) vs. Cornell (31)	Feb. 8, 1992
79	Butler (43) vs. La Salle (36)	Dec. 29, 1999
79	Bucknell (56) vs. Army (23)	Jan. 23, 2004
79	Northwestern (40) vs. Purdue (39)	Feb. 11, 2004
80	Detroit (43) vs. Wis.-Green Bay (37)	Jan. 4, 1999
80	Utah (45) vs. Air Force (35)	Feb. 1, 2003
80	Navy (43) vs. Army (37)	Feb. 28, 2004

**FIELD-GOAL PERCENTAGE**

Pct.	Team (FG-FGA) vs. Opponent	Date
83.3	Maryland (15-18) vs. South Carolina	Jan. 9, 1971
81.4	New Mexico (35-43) vs. Oregon St.	Nov. 30, 1985
81.0	Fresno St. (34-42) vs. Portland St.	Dec. 3, 1977
81.0	St. Peter's (34-42) vs. Utica	Dec. 4, 1984
80.5	Fordham (33-41) vs. Fairfield	Feb. 27, 1984
80.0	Holy Cross (32-40) vs. Vermont	Nov. 30, 1981
80.0	Oklahoma St. (28-35) vs. Tulane	Mar. 22, 1992
80.0	Long Beach St. (56-70) vs. Cal St. Monterey Bay	Dec. 22, 1999
80.0	Utah (24-30) vs. Air Force	Jan. 24, 2005
79.4	Arkansas (27-34) vs. Texas Tech	Feb. 20, 1979
79.4	Columbia (27-34) vs. Dartmouth	Mar. 2, 1984
79.0	North Carolina (49-62) vs. Loyola Marymount	Mar. 19, 1988
78.6	Villanova (22-28) vs. Georgetown	Apr. 1, 1985
78.6	St. Peter's (22-28) vs. Army	Jan. 9, 1982
78.4	Western Ky. (29-37) vs. Dayton	Jan. 24, 1979
78.1	Army (25-32) vs. Manhattan	Jan. 20, 1979
78.0	Southern Utah (32-41) vs. Montana Tech	Dec. 19, 2002
77.8	Samford (35-45) vs. Loyola (La.)	Dec. 12, 1992
77.8	Utah St. (28-36) vs. UC Davis	Nov. 27, 2004
77.5	Nicholls St. (31-40) vs. Samford	Dec. 30, 1983
77.4	Richmond (24-31) vs. Citadel	Feb. 8, 1976
77.2	Stephen F. Austin (44-57) vs. LeTourneau	Nov. 26, 2002
77.0	Purdue (47-61) vs. Long Island	Nov. 14, 1997

**THREE-POINT FIELD GOALS**

3FG	Team vs. Opponent	Date
28	Troy vs. George Mason	Dec. 10, 1994
26	Troy vs. Oakwood	Nov. 24, 2003
24	Cincinnati vs. Oakland	Dec. 5, 1998
23	Lamar vs. Louisiana Tech	Feb. 28, 1993
23	Kansas St. vs. Fresno St.	Mar. 24, 1994
23	Troy vs. George Mason	Nov. 28, 1995
23	Samford vs. Troy	Jan. 13, 2001
22	Gonzaga vs. San Francisco	Feb. 23, 1995
22	Troy vs. Mercer	Jan. 31, 2005
22	Ga. Southern vs. Chattanooga	Jan. 17, 2005
21	Kentucky vs. North Carolina	Dec. 27, 1989
21	Loyola Marymount vs. Michigan	Mar. 18, 1990
21	UNLV vs. Nevada	Dec. 8, 1990

3FG	Team vs. Opponent	Date
21	Troy vs. Loyola (La.)	Dec. 22, 1993
21	Cal Poly vs. Cal Baptist	Dec. 3, 1996
21	Mississippi Val. vs. Troy	Dec. 6, 1996
21	Arkansas vs. Troy	Dec. 10, 1996
21	Long Island vs. Robert Morris	Feb. 3, 1997
21	Troy vs. Lipscomb	Jan. 10, 2004
21	Furman vs. Va. Intermont	Dec. 29, 2004
20	Navy vs. Mt. St. Mary's	Nov. 26, 1990
20	Lamar vs. Prairie View	Feb. 3, 1993
20	Arkansas vs. Texas Southern	Dec. 29, 1993
20	Baylor vs. TCU	Feb. 14, 1995
20	Southern California vs. Oregon St.	Jan. 29, 2000
20	Northern Ariz. vs. Cal Poly	Dec. 2, 2000
20	Nicholls St. vs. Troy	Dec. 17, 2001
20	Missouri vs. Colorado	Feb. 23, 2002
20	Arkansas St. vs. Lyon	Dec. 7, 2002
20	Northern Ariz. vs. San Jose Christian	Nov. 26, 2003
20	Ohio vs. Duquesne	Jan. 7, 2004
20	New Mexico vs. Santa Clara	Nov. 13, 2004
20	Creighton vs. Chattanooga	Feb. 19, 2005
20	West Virginia vs. Marquette	Jan. 14, 2006
20	Utah St. vs. New Mexico St.	Feb. 2, 2006

**THREE-POINT FIELD GOALS ATTEMPTED**

3FGA	Team vs. Opponent	Date
74	Troy vs. George Mason	Dec. 10, 1994
67	Mississippi Val. vs. Troy	Dec. 6, 1996
58	Cal Poly vs. Cal Baptist	Dec. 3, 1996
53	Kentucky vs. La-Lafayette	Dec. 23, 1989
52	Troy vs. Oakwood	Nov. 24, 2003
51	Texas-Arlington vs. New Mexico	Nov. 23, 1990
51	Arizona St. vs. Brigham Young	Dec. 1, 1992
50	Morehead St. vs. George Mason	Dec. 3, 1996
50	Cal Poly vs. Air Force	Dec. 5, 1997
48	Kentucky vs. North Carolina	Dec. 27, 1989
48	Cincinnati vs. Oakland	Dec. 5, 1998
47	Kentucky vs. Furman	Dec. 19, 1989
47	Charleston So. vs. Clemson	Dec. 1, 1993
47	Centenary (La.) vs. UCF	Jan. 11, 1993
46	UNLV vs. Nevada	Dec. 8, 1990
46	Georgetown vs. Boston College	Feb. 26, 1994
46	Troy vs. Lipscomb	Jan. 10, 2004
46	Troy vs. Winthrop	Nov. 20, 2004
46	Troy vs. Mercer	Jan. 31, 2005
45	Loyola Marymount vs. LSU	Feb. 3, 1990
45	Houston vs. St. Louis	Dec. 15, 1990
45	Drake vs. Iowa	Nov. 29, 1994
45	Mississippi Valley vs. Loyola Marymount	Nov. 14, 2001
44	Cal St. Northridge vs. Colorado	Nov. 23, 1990
44	Central Conn. St. vs. Colorado	Dec. 8, 1990
44	Kentucky vs. LSU	Feb. 2, 1992
44	North Texas vs. Texas-Arlington	Jan. 9, 1993
44	Kentucky vs. LSU	Mar. 14, 1993
44	Samford vs. Mercer	Feb. 18, 1995
44	Fresno St. vs. Cal St. Northridge	Nov. 30, 1999
44	St. Bonaventure vs. Richmond	Mar. 7, 2002
44	Ohio vs. Duquesne	Jan. 7, 2004

**THREE-POINT FIELD-GOAL PERCENTAGE**

(Minimum 10-three point field goals made)

Pct.	Team (3FG-3FGA) vs. Opponent	Date
91.7	Drexel (11-12) vs. Delaware	Dec. 3, 2000
91.7	Northern Ariz. (11-12) vs. Willamette	Dec. 11, 2004
90.9	Duke (10-11) vs. Clemson	Feb. 1, 1988
90.9	Hofstra (10-11) vs. Rhode Island	Jan. 16, 1993
87.5	Stetson (14-16) vs. Centenary (La.)	Jan. 13, 1996
85.7	Western Ill. (12-14) vs. Valparaiso	Jan. 13, 1992
84.6	Murray St. (11-13) vs. Southeast Mo. St.	Jan. 16, 1993
84.6	Clemson (11-13) vs. North Carolina	Jan. 31, 2004
83.3	Eastern Ky. (15-18) vs. UNC Asheville	Jan. 14, 1987
83.3	Princeton (10-12) vs. Penn.	Jan. 6, 1990
83.3	Evansville (10-12) vs. Butler	Feb. 9, 1991
83.3	Southern Utah (10-12) vs. Cal St. Northridge	Mar. 1, 1991
83.3	Wis.-Milwaukee (10-12) vs. Eastern Mich.	Feb. 19, 1992
83.3	Purdue (10-12) vs. Michigan	Feb. 7, 1993
83.3	UNLV (10-12) vs. William & Mary	Feb. 11, 1995
83.3	Evansville (10-12) vs. Southern Ill.	Feb. 24, 1996
83.3	Wis.-Green Bay (10-12) vs. Miami (Ohio)	Dec. 5, 1998
81.3	Niagara (13-16) vs. Siena	Jan. 7, 1987
80.0	Marshall (12-15) vs. Wyoming	Dec. 7, 1991
80.0	Washington St. (12-15) vs. Princeton	Dec. 29, 1992
80.0	Princeton (12-15) vs. Columbia	Feb. 13, 1993
80.0	Niagara (12-15) vs. Iona	Feb. 17, 1995
80.0	Marquette (12-15) vs. Tulane	Jan. 27, 2001

Pct.	Team (3FG-3FGA) vs. Opponent	Date
80.0	Iona (12-15) vs. St. Peter's	Feb. 27, 2004
78.9	Ohio (15-19) vs. Col. of Charleston	Dec. 21, 1989
78.9	San Francisco (15-19) vs. Gonzaga	Feb. 9, 2001

**FREE-THROW PERCENTAGE**

(Minimum 30 free throws made)

Pct.	Team (FT-FTA) vs. Opponent	Date
100	UC Irvine (34-34) vs. Pacific	Feb. 21, 1981
100	Samford (34-34) vs. UCF	Dec. 20, 1990
100	Wake Forest (32-32) vs. North Carolina	Jan. 15, 2005
100	Marshall (31-31) vs. Davidson	Dec. 17, 1979
100	Indiana St. (31-31) vs. Wichita St.	Feb. 18, 1991
97.2	Vanderbilt (35-36) vs. Mississippi St.	Feb. 26, 1986
97.2	Butler (35-36) vs. Dayton	Feb. 21, 1991
97.2	Marquette (35-36) vs. Memphis	Jan. 23, 1993
97.1	Bowling Green (34-35) vs. Kent St.	Jan. 26, 2006
97.0	Miami (Fla.) (32-33) vs. Creighton	Feb. 10, 1964
97.0	Toledo (32-33) vs. Old Dominion	Dec. 9, 1995
97.0	Hawaii (32-33) vs. New Mexico	Feb. 24, 1996
96.8	Oregon St. (30-31) vs. Memphis	Dec. 19, 1990
96.8	Niagara (30-31) vs. Fairfield	Jan. 31, 1998
95.5	UNLV (42-44) vs. San Diego St.	Dec. 11, 1976
94.7	Missouri St. (36-38) vs. Evansville	Dec. 30, 2001
94.6	TCU (35-37) vs. Tex.-Arlington	Dec. 23, 1996
94.4	Eastern Mich. (34-36) vs. Jackson St.	Dec. 20, 1994
93.8	North Carolina St. (30-32) vs. North Carolina	Feb. 21, 1998
93.8	Brigham Young (30-32) vs. Weber St.	Dec. 28, 2000
93.7	Mount St. Mary's (30-32) vs. Robert Morris	Feb. 6, 1990

**REBOUNDS**

Reb.	Team vs. Opponent	Date
108	Kentucky vs. Mississippi	Feb. 8, 1964
103	Holy Cross vs. Boston College	Mar. 1, 1956
102	Arizona vs. Northern Ariz.	Jan. 6, 1951
101	Weber St. vs. Idaho St.	Jan. 22, 1966
100	William & Mary vs. Virginia	Feb. 14, 1954
95	Indiana vs. Michigan	Mar. 11, 1961
95	Murray St. vs. MacMurray	Jan. 2, 1967
92	Santa Clara vs. St. Mary's (Cal.)	Feb. 15, 1971
92	Oral Roberts vs. Brandeis	Jan. 8, 1973
91	Notre Dame vs. St. Norbert	Dec. 7, 1965
91	Southern Miss. vs. Tex.-Pan American	Feb. 9, 1970
91	Houston vs. Rice	Mar. 7, 1974
90	Vanderbilt vs. Sewanee	Dec. 4, 1954

**ASSISTS**

Ast.	Team vs. Opponent	Date
44	Colorado vs. George Mason (ot)	Dec. 2, 1995
43	TCU vs. Central Okla.	Dec. 12, 1998
41	North Carolina vs. Manhattan	Dec. 27, 1985
41	Weber St. vs. Northern Ariz.	Mar. 2, 1991
40	New Mexico vs. Texas-Arlington	Nov. 23, 1990
40	Loyola Marymount vs. U.S. Int'l.	Jan. 5, 1991
40	Southern Utah vs. Texas Wesleyan	Jan. 25, 1992
40	Lamar vs. Prairie View	Feb. 2, 1993
40	TCU vs. North Texas	Dec. 1, 1998
39	Southern Miss. vs. Virginia Tech	Jan. 16, 1988
39	UNLV vs. Pacific	Feb. 8, 1990
39	UNLV vs. Rutgers	Feb. 3, 1991
39	Davidson vs. Warren Wilson	Dec. 9, 1991
39	TCU vs. Midwestern St.	Nov. 30, 1994
39	Arizona St. vs. Delaware St.	Dec. 1, 1997
39	TCU vs. Central Okla.	Dec. 9, 2000
38	New Mexico vs. U.S. Int'l.	Dec. 3, 1985
38	Pepperdine vs. U.S. Int'l.	Jan. 7, 1986
38	UCLA vs. Loyola Marymount	Dec. 2, 1990
38	Arizona vs. Northern Ariz.	Dec. 18, 1991
38	Tex.-Pan American vs. Concordia Lutheran	Dec. 4, 1993
38	LSU vs. George Mason	Dec. 3, 1994
38	Arizona vs. Morgan St.	Nov. 20, 1997
38	TCU vs. Ark.-Pine Bluff	Dec. 30, 2000
37	15 tied	

**BLOCKED SHOTS**

Blk.	Team vs. Opponent	Date
21	Georgetown vs. Southern (N.O.)	Dec. 1, 1993
20	Iona vs. Northern Ill.	Jan. 7, 1989
20	Georgia vs. Bethune-Cookman	Dec. 7, 1993
20	Massachusetts vs. West Virginia	Jan. 3, 1995
19	Seton Hall vs. Norfolk St.	Dec. 4, 2000
19	Connecticut vs. Florida Int'l	Nov. 30, 2004
18	North Carolina vs. Stanford	Dec. 20, 1985

Blk.	Team vs. Opponent	Date
17	Maryland vs. Md.-East. Shore	Feb. 27, 1987
17	Rider vs. Fairleigh Dickinson	Jan. 9, 1989
17	Georgetown vs. Providence	Feb. 22, 1989
17	Georgetown vs. Hawaii-Loa	Nov. 23, 1990
17	Brigham Young vs. Eastern Ky.	Dec. 7, 1990
17	Northwestern St. vs. Ouachita Baptist	Nov. 30, 1991
17	New Orleans vs. Texas A&M	Dec. 29, 1992
17	Massachusetts vs. Hartford	Dec. 28, 1993
17	Louisville vs. Kentucky	Jan. 1, 1995
17	William & Mary vs. George Mason	Feb. 26, 1996
17	Miami (Fla.) vs. Hartford	Dec. 13, 1996
17	Fairleigh Dickinson vs. Hartford	Nov. 11, 1997
17	Kentucky vs. Morehead St.	Nov. 20, 1997
17	Duke vs. Virginia	Jan. 10, 1999
17	La.-Monroe vs. Lamar	Feb. 3, 2000
17	Georgetown vs. Southern-N.O.	Feb. 10, 2000
17	Connecticut vs. Quinnipiac	Dec. 30, 2004
16	16 tied	

**STEALS**

Stl.	Team vs. Opponent	Date
39	Long Island vs. Medgar Evers	Nov. 26, 1997
34	Oklahoma vs. Centenary (La.)	Dec. 12, 1987
34	Northwestern St. vs. LeTourneau	Jan. 20, 1992
33	Connecticut vs. Pittsburgh	Jan. 6, 1990
32	Manhattan vs. Lehman	Dec. 14, 1987
32	Oklahoma vs. Angelo St.	Dec. 1, 1990
32	Long Island vs. Medgar Evers	Nov. 29, 1994
32	La.-Lafayette vs. Baptist Christian	Nov. 25, 1995
30	Southern U. vs. Baptist Christian	Dec. 14, 1992
30	Cal Poly vs. Notre Dame (Cal.)	Nov. 25, 1995
30	TCU vs. Ark.-Pine Bluff	Dec. 30, 2000
29	Cleveland St. vs. Canisius	Dec. 28, 1986
29	Oklahoma vs. U.S. Int'l	Nov. 19, 1989
29	Centenary (La.) vs. East Texas Baptist	Dec. 12, 1992
29	TCU vs. Delaware St.	Dec. 3, 1997
28	Oklahoma vs. Morgan St.	Dec. 21, 1991
28	Memphis vs. Southeastern La.	Jan. 11, 1993
28	Oklahoma vs. Florida A&M	Jan. 27, 1993
27	Oregon St. vs. Hawaii-Loa	Dec. 22, 1985
27	Cal St. Fullerton vs. Lamar	Nov. 24, 1989
27	UTSA vs. Samford	Jan. 19, 1991
27	Iowa St. vs. Bethune-Cookman	Dec. 31, 1992
27	San Francisco vs. Delaware St.	Nov. 27, 1993
27	Charleston So. vs. Warner Southern	Dec. 11, 1993
27	Georgetown vs. Southern (N.O.)	Feb. 13, 1999
27	TCU vs. Alabama St.	Nov. 20, 2000

**Season Records**

**VICTORIES**

Team	Season	Won	Lost	Pct.
UNLV	†1987	37	2	.949
Duke	†1999	37	2	.949
Illinois	†2005	37	2	.949
Duke	†1986	37	3	.925
Kentucky	†1948	36	3	.923
Massachusetts	†1996	35	2	.946
Georgetown	†1985	35	3	.921
Arizona	†1988	35	3	.921
Kansas	1986	35	4	.897
Oklahoma	†1988	35	4	.897
Kansas	†1998	35	4	.897
Kentucky	†1998	35	4	.897
Duke	†2001	35	4	.897
UNLV	†1990	35	5	.875
Kentucky	†1997	35	5	.875
UNLV	†1991	34	1	.971
Duke	†1992	34	2	.944
Kentucky	1996	34	2	.944
Kansas	1997	34	2	.944
Connecticut	1999	34	2	.944
Kentucky	†1947	34	3	.919
Georgetown	†1984	34	3	.919
Arkansas	†1991	34	4	.895
North Carolina	†1993	34	4	.895
North Carolina	1998	34	4	.895

†national leader

**VICTORIES IN FIRST SEASON IN DIVISION I**

Team	Season	Won	Lost	Pct.
Seattle#	1953	29	4	.879
Md.-East. Shore	1974	27	2	.931
Oral Roberts	1972	26	2	.929
Old Dominion	1977	25	4	.862
Long Beach St.#	1970	24	5	.828
La.-Lafayette#	1972	23	3	.885
Southern U.	1978	23	5	.821
Hawaii	1971	23	5	.821
Alabama St.	1983	22	6	.786
Alcorn St.	1978	22	7	.759
Stephen F. Austin	1987	22	8	.733
Idaho St.#	1959	21	7	.750
McNeese St.	1974	20	5	.800
Memphis#	1956	20	7	.741
Birmingham So.	2004	20	7	.741
Loyola (La.)	1952	20	14	.588
Jackson St.	1978	19	5	.792
Northeastern	1973	19	7	.731
Ga. Southern	1974	19	7	.731
Miami (Fla.)	1949	19	8	.704
Col. of Charleston	1992	19	8	.704
Morehead St.#	1956	19	10	.655
New Mexico St.	1951	19	14	.576
New Orleans	1976	18	8	.692
Florida A&M	1979	18	9	.667
Alabama A&M	2000	18	10	.643

#appeared in NCAA tournament

**WON-LOST PERCENTAGE**

Team	Season	Won	Lost	Pct.
North Carolina	†1957	32	0	1.000
Indiana	†1976	32	0	1.000
UCLA	†1964	30	0	1.000
UCLA	†1967	30	0	1.000
UCLA	†1972	30	0	1.000
UCLA	†1973	30	0	1.000
San Francisco	†1956	29	0	1.000
North Carolina St.	1973	27	0	1.000
Kentucky	†1954	25	0	1.000
Long Island	†1939	24	0	1.000
Seton Hall	†1940	19	0	1.000
Army	†1944	15	0	1.000
UNLV	†1991	34	1	.971
Indiana St.	†1979	33	1	.971
Indiana	†1975	31	1	.969
North Carolina St.	†1974	30	1	.968
UCLA	†1968	29	1	.967
UCLA	†1969	29	1	.967
UCLA	†1971	29	1	.967
San Francisco	†1955	28	1	.966
UTEP	†1966	28	1	.966
Marquette	1971	28	1	.966
Penn	1971	28	1	.966
Alcorn St.	1979	28	1	.966
Ohio St.	†1961	27	1	.964

†national leader

**WON-LOST PERCENTAGE IN FIRST SEASON IN DIVISION I**

Team	Season	Won	Lost	Pct.
Md.-East. Shore	1974	27	2	.931
Oral Roberts	1972	26	2	.929
Seattle#	1953	29	4	.879
La.-Lafayette#	1972	25	4	.862
Old Dominion	1977	25	4	.862
Long Beach St.#	1970	24	5	.828
Southern U.	1978	23	5	.821
Hawaii	1971	23	5	.821
McNeese St.	1974	20	5	.800
Jackson St.	1978	19	5	.792
Alabama St.	1983	22	6	.786
Alcorn St.	1978	22	7	.759
Idaho St.#	1959	21	7	.750
Memphis#	1956	20	7	.741
Birmingham So.	2004	20	7	.741
Air Force	1958	17	6	.739
Stephen F. Austin	1987	22	8	.733
Northeastern	1973	19	7	.731
Ga. Southern	1974	19	7	.731
VCU	1974	17	7	.708



Team	Season	Won	Lost	Pct.
Miami (Fla.)	1949	19	8	.704
Col. of Charleston	1992	19	8	.704
New Orleans	1976	18	8	.692
Weber St.	1964	17	8	.680
George Mason	1979	17	8	.680
Florida A&M	1979	18	9	.667
Mercer	1974	16	8	.667
Tennessee Tech	1956	14	7	.667
American	1967	16	8	.667
Fairfield	1965	14	7	.667

#appeared in NCAA tournament

**MOST-IMPROVED TEAMS (Since 1974)**

Team	Season	W-L Record	Previous Yr. W-L	Games Imp.
Mercer	↑2003	23-6	6-23	17
UTEP	↑2004	24-8	6-24	17
N.C. A&T	↑1978	20-8	3-24	16 1/2
Murray St.	↑1980	23-8	4-22	16 1/2
Liberty	↑1992	22-7	5-23	16 1/2
North Texas	↑1976	22-4	6-20	16
Ohio State	↑1999	27-9	8-22	16
Tulsa	↑1981	26-7	8-19	15
Utah St.	↑1983	20-9	4-23	15
Radford	↑1991	22-7	7-22	15
Boston College	↑2001	27-5	11-19	15
Western Mich.	1992	21-9	5-22	14 1/2
Tennessee St.	↑1993	19-10	4-24	14 1/2
Central Mich.	2001	20-8	6-23	14 1/2
Fresno St.	1978	21-6	7-20	14
James Madison	↑1987	20-10	5-23	14
Loyola Marymount	↑1988	28-4	12-16	14
Cal Poly	↑1996	16-13	1-26	14
Northern Ariz.	↑1997	21-7	6-20	14
McNeese St.	2001	22-9	6-21	14
Central Mich.	2003	25-7	9-19	14
Michigan St.	1978	25-5	10-17	13 1/2
Loyola (Md.)	↑1994	17-13	2-25	13 1/2
UTSA	↑1998	16-11	3-25	13 1/2
Iowa St.	↑2000	32-5	15-15	13 1/2
Ark.-Little Rock	2001	18-11	4-24	13 1/2

†national leader

**POINTS**

Team	Season	G	Pts.
Oklahoma	↑1988	39	4,012
Loyola Marymount	↑1990	32	3,918
Arkansas	↑1991	38	3,783
UNLV	1990	40	3,739
Oklahoma	↑1989	36	3,680
UNLV	↑1987	39	3,612
Duke	↑1999	39	3,581
Duke	↑2001	39	3,538
Loyola Marymount	1988	32	3,528
Loyola Marymount	1989	31	3,486
Houston	↑1977	37	3,482
UNLV	↑1976	31	3,426
UNLV	1977	32	3,426
Duke	1991	39	3,421
UNLV	1991	35	3,420
Arkansas	↑1995	39	3,416
Syracuse	1989	38	3,410
Michigan	1989	37	3,393
Duke	1990	38	3,386
Kansas	↑2002	37	3,365
Oklahoma	1991	35	3,363
Arkansas	1990	35	3,345
North Carolina	1989	37	3,331
Oklahoma	↑1985	37	3,328
Kentucky	↑1997	40	3,325

†national leader

**SCORING OFFENSE**

Team	Season	G	Pts.	Avg.
Loyola Marymount	↑1990	32	3,918	122.4
Loyola Marymount	↑1989	31	3,486	112.5
UNLV	↑1976	31	3,426	110.5
Loyola Marymount	↑1988	32	3,528	110.3
UNLV	↑1977	32	3,426	107.1
Oral Roberts	↑1972	28	2,943	105.1
Southern U.	↑1991	28	2,924	104.4
Loyola Marymount	1991	31	3,211	103.6

Team	Season	G	Pts.	Avg.
Oklahoma	1988	39	4,012	102.9
Oklahoma	1989	36	3,680	102.2
Oklahoma	1990	32	3,243	101.3
Southern U.	↑1994	27	2,727	101.0
Jacksonville	↑1970	28	2,809	100.3
Jacksonville	↑1971	26	2,598	99.9
Arkansas	1991	38	3,783	99.6
Southern U.	1990	31	3,078	99.3
Syracuse	↑1966	28	2,773	99.0
Iowa	1970	25	2,467	98.7
Miami (Fla.)	↑1965	26	2,558	98.4
Houston	1966	29	2,845	98.1
La.-Lafayette	1972	29	2,840	97.9
U.S. Int'l	1990	28	2,738	97.8
Houston	↑1968	33	3,226	97.8
UNLV	1991	35	3,420	97.7
Md.-East. Shore	↑1974	29	2,831	97.6
Troy	1994	27	2,634	97.6
Oklahoma City	1966	29	2,829	97.6

†national leader

**SCORING DEFENSE**

Team	Season	G	Pts.	Avg.
Oklahoma St.	↑1948	31	1,006	32.5
Oklahoma St.	↑1949	28	985	35.2
Oklahoma St.	↑1950	27	1,059	39.2
Alabama	1948	27	1,070	39.6
Creighton	1948	23	925	40.2
Wyoming	1948	27	1,101	40.8
Wyoming	1950	36	1,491	41.4
Siena	1948	28	1,161	41.5
St. Bonaventure	1948	22	921	41.9
Siena	1949	29	1,215	41.9
Tulane	1948	26	1,102	42.4
Wyoming	1949	35	1,509	43.1
Texas	1948	25	1,079	43.2
Utah	1948	20	868	43.4
Minnesota	1949	21	912	43.4
Washington-St. Louis	1948	21	915	43.6
St. Bonaventure	1949	26	1,137	43.7
St. Louis	1948	27	1,183	43.8
Kentucky	1949	34	1,492	43.9
Washington St.	1949	30	1,317	43.9
Texas A&M	↑1951	29	1,275	44.0
Kentucky	1948	39	1,730	44.4
Baylor	1949	24	1,068	44.5
Tulsa	1950	23	1,027	44.7
Hamline	1948	31	1,389	44.8

†national leader

**(Since 1965)**

Fresno St.	↑1982	30	1,412	47.1
Princeton	↑1992	28	1,349	48.2
Princeton	↑1991	27	1,320	48.9
North Carolina St.	1982	32	1,570	49.1
Princeton	1982	26	1,277	49.1
Princeton	↑1984	28	1,403	50.1
St. Peter's	↑1980	31	1,563	50.4
Fresno St.	↑1981	29	1,470	50.7
Air Force	↑2004	29	1,475	50.9
Princeton	↑1990	27	1,378	51.0
Princeton	1981	28	1,438	51.4
Princeton	↑1998	29	1,491	51.4
St. Peter's	1981	26	1,338	51.5
Wyoming	1982	30	1,545	51.5
Princeton	↑1977	26	1,343	51.7
Princeton	↑1996	29	1,498	51.7
Princeton	↑1983	29	1,507	52.0
James Madison	1982	30	1,559	52.0
Fresno St.	↑1978	27	1,417	52.5
Princeton	↑1999	30	1,581	52.7
Princeton	↑1976	27	1,427	52.9
Columbia	1982	26	1,375	52.9
Princeton	↑1989	27	1,430	53.0
Fresno St.	↑1985	32	1,696	53.0
Princeton	↑1997	28	1,496	53.4

†national leader

**SCORING MARGIN**

Team	Season	Off.	Def.	Mar.
UCLA	↑1972	94.6	64.3	30.3
North Carolina St.	↑1948	75.3	47.2	28.1
Kentucky	↑1954	87.5	60.3	27.2

Team	Season	Off.	Def.	Mar.
Kentucky	†1952	82.3	55.4	26.9
UNLV	†1991	97.7	71.0	26.7
UCLA	†1968	93.4	67.2	26.2
UCLA	†1967	89.6	63.7	25.9
Houston	1968	97.8	72.5	25.3
Duke	†1999	91.8	67.2	24.7
Kentucky	1948	69.0	44.4	24.6
Kentucky	†1949	68.2	43.9	24.3
Bowling Green	1948	70.5	46.7	23.8
Loyola (Ill.)	†1963	91.8	68.1	23.7
Charlotte	†1975	88.9	65.2	23.7
Arizona St.	†1962	90.1	67.6	22.5
St. Bonaventure	†1970	88.4	65.9	22.5
Kentucky	†1951	74.7	52.5	22.2
Indiana	1975	88.0	65.9	22.1
Kentucky	†1996	91.4	69.4	22.1
Cincinnati	†1960	86.7	64.7	22.0
Oklahoma	†1988	102.9	81.0	21.9
North Carolina St.	†1973	92.9	71.1	21.8
Jacksonville	1970	100.3	78.5	21.8
UNLV	†1976	110.5	89.0	21.5
Duke	†1998	85.6	64.1	21.5

†national leader

**FIELD-GOAL PERCENTAGE**

Team	Season	FG	FGA	Pct.
Missouri	†1980	936	1,635	57.2
Michigan	†1989	1,325	2,341	56.6
Oregon St.	†1981	862	1,528	56.4
UC Irvine	†1982	920	1,639	56.1
Michigan St.	†1986	1,043	1,860	56.1
North Carolina	1986	1,197	2,140	55.9
Kansas	1986	1,260	2,266	55.6
Kentucky	†1983	869	1,564	55.6
Notre Dame	1981	824	1,492	55.2
Houston Baptist	†1984	797	1,445	55.2
Maryland	1980	985	1,789	55.1
Idaho	1981	816	1,484	55.0
UC Irvine	1981	934	1,703	54.8
Navy	†1985	946	1,726	54.8
Stanford	1983	752	1,373	54.8
Maryland	†1975	1,049	1,918	54.7
New Orleans	1983	937	1,714	54.7
Georgia Tech	1986	1,008	1,846	54.6
Arkansas	†1978	1,060	1,943	54.6
Michigan	†1988	1,198	2,196	54.6
New Mexico	1989	992	1,819	54.5
Southern U.	1978	1,107	2,031	54.5
Arkansas	†1977	849	1,558	54.5
Arizona	1988	1,147	2,106	54.5
Pepperdine	1983	900	1,653	54.4
Oregon St.	1980	943	1,732	54.4
Ohio St.	†1970	831	1,527	54.4
UNC Wilmington	1977	816	1,500	54.4
Davidson	†1964	894	1,644	54.4

†national leader

**FIELD-GOAL PERCENTAGE DEFENSE (Since 1978)**

Team	Season	FG	FGA	Pct.
Stanford	†2000	667	1,893	35.2
Marquette	†1994	750	2,097	35.8
Marquette	†1997	628	1,735	36.2
Temple	2000	633	1,747	36.2
Wake Forest	1997	667	1,832	36.4
UNLV	†1992	628	1,723	36.5
Wis.-Green Bay	1997	499	1,368	36.5
Georgetown	†1991	680	1,847	36.8
Temple	†1994	621	1,686	36.8
Connecticut	†2004	924	2,502	36.9
Kansas	†2006	702	1,896	37.0
Princeton	2000	577	1,558	37.0
Boston U.	†2005	588	1,584	37.1
Kansas St.	†1999	729	1,963	37.1
St. Joseph's	†2003	609	1,639	37.2
Detroit	1999	590	1,583	37.3
Northwestern	1999	577	1,548	37.3
Texas St.	1999	597	1,601	37.3
Cincinnati	2005	749	2,008	37.3
Wis.-Green Bay	1994	664	1,777	37.4
VCU	†2002	767	2,052	37.4
Cincinnati	2002	761	2,035	37.4

Team	Season	FG	FGA	Pct.
Alabama	†1995	771	2,048	37.6
Col. of Charleston	2002	663	1,762	37.6
Old Dominion	1999	797	2,116	37.7
Illinois	2003	657	1,741	37.7

†national leader

**THREE-POINT FIELD GOALS MADE**

Team	Season	G	3FG
Duke	†2001	39	407
Troy	†2004	31	364
Arkansas	†1995	39	361
Louisville	†2005	38	361
Illinois	2005	39	344
Troy	†2006	29	344
Kentucky	†1993	34	340
West Virginia	2006	33	337
Missouri	†2002	36	326
Kentucky	†1992	36	317
St. Bonaventure	2002	30	314
Samford	†2000	32	313
St. Joseph's	2004	32	313
Troy	†2003	32	312
Long Island	†1998	32	310
Ball St.	2002	35	310
UNLV	†1987	39	309
Mississippi Val.	†1997	29	309
Col. of Charleston	2003	33	308
Charlotte	2001	33	305
Oregon	2002	35	304
East Tenn. St.	†1991	33	301
Arkansas	†1994	34	301
Kentucky	1994	34	301
Long Island	1997	30	301
New Mexico	1998	32	301
Duke	2002	35	301

†national leader

**THREE-POINT FIELD GOALS MADE PER GAME**

Team	Season	G	3FG	Avg.
Troy	†2006	29	344	11.86
Troy	†2004	31	364	11.74
Troy	†2005	30	338	11.27
Troy	†1996	27	300	11.11
Mississippi Val.	†1997	29	309	10.66
Troy	†1995	27	287	10.63
St. Bonaventure	†2002	30	314	10.47
Duke	†2001	39	407	10.44
Samford	1995	27	279	10.33
Mississippi Val.	†2003	29	299	10.31
Belmont	2001	28	288	10.29
West Virginia	2006	33	337	10.21
Marshall	1996	28	284	10.14
Lamar	†1993	27	271	10.04
St. Bonaventure	2003	27	271	10.04
Kentucky	†1990	28	281	10.04
Long Island	1997	30	301	10.03
Kentucky	1993	34	340	10.00
Tennessee Tech	†2000	28	279	9.96
Davidson	2003	27	269	9.96
Vermont	1995	27	268	9.93
Campbell	2006	28	276	9.86
Florida	†1998	29	285	9.83
Samford	2001	29	284	9.79
Samford	2000	32	313	9.78
St. Joseph's	2004	32	313	9.78

†national leader

**THREE-POINT FIELD-GOAL PERCENTAGE (Minimum 100 three-point field goals made)**

Team	Season	G	3FG	3FGA	Pct.
Indiana	†1987	34	130	256	50.8
Mississippi Val.	1987	28	161	322	50.0
Stephen F. Austin	1987	30	120	241	49.8
Princeton	†1988	26	211	429	49.2
Prairie View	1988	27	129	266	48.5
Kansas St.	1988	34	179	370	48.4
Arizona	1988	38	254	526	48.3
Indiana	†1989	35	121	256	47.3
Bucknell	1988	28	154	328	47.0
Holy Cross	1988	29	158	337	46.9
Michigan	1989	37	196	419	46.8
Wis.-Green Bay	†1992	30	204	437	46.7

Team	Season	G	3FG	3FGA	Pct.
Citadel	1989	28	153	328	46.6
Niagara	1987	31	128	275	46.5
Eastern Mich.	1987	29	144	310	46.5
Wis.-Green Bay	†1991	31	189	407	46.4
Colorado St.	1989	33	141	305	46.2
Bucknell	1989	31	160	347	46.1
Illinois	1987	31	112	243	46.1
Illinois St.	1987	32	110	240	45.8
Jacksonville	1987	30	188	412	45.6
Rider	1987	28	151	331	45.6
Davidson	1987	30	138	303	45.5
New Mexico St.	1988	32	143	314	45.5
Gonzaga	1989	28	119	262	45.4
Indiana	†1994	30	182	401	45.4

†national leader

**FREE-THROW PERCENTAGE**

Team	Season	FT	FTA	Pct.
Harvard	†1984	535	651	82.2
Brigham Young	†1989	527	647	81.5
Harvard	†1985	450	555	81.1
Ohio St.	†1970	452	559	80.9
Siena	†1998	574	715	80.3
Vanderbilt	†1974	477	595	80.2
Michigan St.	†1986	490	613	79.9
St. Joseph's	†2006	525	657	79.9
North Carolina St.	†2004	481	602	79.9
Butler	†1988	413	517	79.9
Miami (Fla.)	†1965	642	807	79.6
Tulane	†1963	390	492	79.3
Tennessee	†1971	538	679	79.2
UTEP	†2005	606	765	79.2
Auburn	†1966	476	601	79.2
Oklahoma St.	†1958	488	617	79.1
Duke	†1978	665	841	79.1
Utah	†1993	476	602	79.1
Gonzaga	1989	485	614	79.0
Western Ky.	†1997	342	433	79.0
Montana St.	†2000	481	609	79.0
Oral Roberts	†1980	481	610	78.9
Marshall	1958	479	608	78.8
Bucknell	1989	590	749	78.8
Manhattan	†2003	560	711	78.8

†national leader

**REBOUNDS**

Team	Season	G	Reb.
Kentucky	†1951	34	2,109
North Carolina St.	1951	37	2,091
Houston	†1968	33	2,074
Columbia	†1957	24	2,016
Fordham	†1953	27	1,879
North Carolina St.	†1955	32	1,864
Houston	†1967	31	1,862
Fordham	†1952	29	1,859
Kentucky	1952	32	1,817
West Virginia	†1959	34	1,810
Western Ky.	†1954	32	1,810
Creighton	†1964	29	1,803
North Carolina St.	1952	34	1,782
Connecticut	†2004	39	1,742
Dayton	1955	29	1,738
North Carolina St.	1954	35	1,735
Notre Dame	†1965	27	1,722
Dayton	†1956	29	1,713
New Mexico St.	1970	31	1,713
Seton Hall	1953	33	1,706
La Salle	1955	31	1,697
LSU	†1970	32	1,691
Middle Tenn.	†1969	26	1,685
Kansas	†1998	39	1,682
Kentucky	1955	26	1,680

†national leader

**REBOUND MARGIN  
(Since 1973)**

Team	Season	Off.	Def.	Mar.
Manhattan	†1973	56.5	38.0	18.5
American	1973	56.7	40.3	16.4
Alcorn St.	†1978	52.3	36.0	16.3

Team	Season	Off.	Def.	Mar.
Oral Roberts	1973	66.9	50.3	15.6
Alcorn St.	†1980	49.2	33.8	15.4
Michigan St.	†2001	42.5	27.1	15.4
UCLA	1973	49.0	33.9	15.1
Houston	1973	54.7	40.8	13.9
Massachusetts	†1974	44.5	30.7	13.8
Alcorn St.	†1979	50.1	36.3	13.8
Minnesota	1973	49.0	36.0	13.0
VCU	1974	55.1	42.1	13.0
Northeastern	†1981	44.9	32.0	12.9
Stetson	†1975	47.1	34.7	12.4
Notre Dame	†1976	46.3	34.1	12.2
Harvard	1973	53.5	41.3	12.2
Tennessee St.	1980	46.5	34.3	12.2
Tennessee St.	1979	49.7	37.9	11.8
Buffalo	1976	51.5	39.7	11.8
Southern U.	1978	43.1	31.4	11.7
Wyoming	1981	42.0	30.3	11.7
Michigan St.	†2000	39.0	27.3	11.7
Alabama	1973	50.9	39.3	11.6
Mississippi Val.	†1996	48.3	36.8	11.6
Iowa	†1987	43.1	31.5	11.5

†national leader

**ASSISTS**

Team	Season	G	Ast.
UNLV	†1990	40	926
UNLV	†1991	35	863
Oklahoma	†1988	39	862
UNLV	†1987	39	853
Oklahoma	†1985	37	828
Arkansas	1991	38	819
Kansas	†1986	39	814
North Carolina	1986	34	800
North Carolina	†1989	37	788
SMU	1988	35	786
Kentucky	†1996	36	783
North Carolina	1987	36	782
Kentucky	†1997	40	776
Kansas	†2002	37	767
Loyola Marymount	1990	32	763
Kansas	1990	35	762
Kansas	†1998	39	746
Oklahoma	1989	36	743
Illinois	†2005	39	727
Arkansas	†1995	39	721
Maryland	2002	36	714
North Carolina	2005	37	706
Duke	†2001	39	701
North Carolina	1991	35	699
North Carolina	1998	38	699

†national leader

**ASSISTS PER GAME**

Team	Season	G	Ast.	Avg.
UNLV	†1991	35	863	24.7
Loyola Marymount	†1990	32	762	23.8
North Carolina	†1986	34	800	23.5
UNLV	1990	40	926	23.2
SMU	†1987	29	655	22.6
SMU	†1988	35	786	22.5
Oklahoma	†1985	37	828	22.4
Oklahoma	1988	39	862	22.1
Northwestern St.	†1993	26	570	21.9
UNLV	1987	39	853	21.9
Kansas	1990	35	763	21.8
Kentucky	†1996	36	783	21.8
North Carolina	1987	36	782	21.7
Iowa St.	1988	32	694	21.7
Arkansas	1991	38	819	21.6
North Carolina	†1989	37	788	21.3
Georgia Tech	1988	32	680	21.3
Montana St.	1996	30	627	20.9
Montana St.	†1995	29	606	20.9
Montana St.	†1998	30	624	20.8
Kansas	†2002	37	767	20.7
TCU	†1999	32	650	20.3
Arkansas	†1994	34	687	20.2
Fresno St.	1998	34	685	20.2
Montana St.	1999	29	583	20.1
UNLV	†2000	31	623	20.1

†national leader



**BLOCKED SHOTS**

Team	Season	G	Blk.
Connecticut	†2004	39	315
Georgetown	†1989	34	309
Connecticut	†2006	34	298
Connecticut	†2005	31	275
Massachusetts	†1995	34	273
UNLV	†1991	35	266
Connecticut	†2003	33	253
Old Dominion	†1999	34	248
Syracuse	2003	35	247
Brigham Young	1991	34	246
Duke	1999	39	245
Kentucky	†1998	39	240
Duke	2004	37	240
Northeastern	2006	30	240
Seton Hall	†2001	31	236
Connecticut	†2002	34	236
LSU	2006	36	236
Clemson	†1990	35	235
Georgetown	1991	32	235
Central Conn. St.	†1996	28	235
Maryland	†2000	35	235
Memphis	2006	37	235
Navy	†1986	35	233
Georgetown	1990	31	233
Old Dominion	†1997	33	233

†national leader

**BLOCKED SHOTS PER GAME**

Team	Season	G	Blk.	Avg.
Georgetown	†1989	34	309	9.09
Connecticut	†2005	31	275	8.87
Connecticut	†2006	34	298	8.76
Central Conn. St.	†1996	28	235	8.39
Connecticut	†2004	39	315	8.08
Massachusetts	†1995	34	273	8.03
Northeastern	2006	30	240	8.00
Colgate	†1997	28	217	7.75
Connecticut	†2003	33	253	7.67
Seton Hall	†2001	31	236	7.61
UNLV	†1991	35	266	7.60
Georgetown	†1990	31	233	7.52
Central Conn. St.	1995	26	194	7.46
La.-Monroe	†2000	28	207	7.39
Georgetown	1991	32	235	7.34
Florida A&M	1996	27	198	7.33
Iona	†1999	30	220	7.33
Old Dominion	1999	34	248	7.29
Brigham Young	1991	34	246	7.24
Massachusetts	2006	28	202	7.21
Old Dominion	1997	33	233	7.06
Syracuse	2003	35	247	7.06
LSU	1990	32	225	7.03
Iona	2000	31	216	6.97
Syracuse	1999	33	229	6.94
Connecticut	†2002	34	236	6.94
Rutgers	2002	31	215	6.94

†national leader

**STEALS**

Team	Season	G	Stl.
Oklahoma	†1988	39	486
Connecticut	†1990	37	484
Kentucky	†1997	40	480
Long Island	†1998	32	478
Cleveland St.	†1987	33	473
Arkansas	†1991	38	467
Texas	†1994	34	453
Loyola Marymount	1990	32	450
Arkansas	†1995	39	445
Cleveland St.	†1986	33	436
Kentucky	†1996	36	435
Tulsa	†2000	37	433
Georgetown	1996	37	431
Maryland	†1999	34	431
UTSA	1991	29	430
Duke	†2001	39	411
West Virginia	1998	33	407
Oklahoma	†1993	32	405
UNLV	1991	35	399
Long Island	1997	30	396

Team	Season	G	Stl.
Florida A&M	1988	30	395
Alabama A&M	†2002	27	395
Kentucky	1994	34	394
Syracuse	2002	36	394
UAB	†2003	34	394

†national leader

**STEALS PER GAME**

Team	Season	G	Stl.	Avg.
Long Island	†1998	32	478	14.94
UTSA	†1991	29	430	14.83
Cleveland St.	†1987	33	473	14.33
Centenary (La.)	†1993	27	380	14.07
Loyola Marymount	†1990	32	450	14.06
Alabama A&M	†2002	27	395	13.62
Liberty	†2000	28	376	13.43
Texas	†1994	34	453	13.32
Cleveland St.	†1986	33	436	13.21
Long Island	†1997	30	396	13.20
Florida A&M	†1988	30	395	13.17
Connecticut	1990	37	484	13.08
Alabama A&M	2000	28	366	13.07
Charlotte	1991	28	363	12.96
Northeastern Ill.	†1992	28	358	12.79
Maryland	†1999	34	431	12.68
Oklahoma	1993	32	405	12.66
Southern U.	1991	28	352	12.57
Cleveland St.	1988	30	376	12.53
Nicholls St.	†1995	30	376	12.53
Tulane	1992	31	388	12.52
Southern U.	1993	31	387	12.48
Drake	1994	27	337	12.48
Houston	†2006	31	385	12.42
West Virginia	1998	33	407	12.33

†national leader

**MOST GAMES PLAYED**

(Since 1947-48)

Team	Season	W	L	G
Duke	†1986	37	3	40
UNLV	†1990	35	5	40
Kentucky	†1997	35	5	40
Kentucky	†1948	36	3	39
Kansas	†1986	35	4	39
Louisville	†1986	32	7	39
UNLV	†1987	37	2	39
LSU	†1987	24	15	39
Oklahoma	†1988	35	4	39
Duke	†1991	32	7	39
Arkansas	†1995	32	7	39
Kansas	†1998	35	4	39
Kentucky	†1998	35	4	39
Duke	†1999	37	2	39
Michigan St.	†2000	32	7	39
Duke	†2001	35	4	39
Duke	†2004	33	6	39
Illinois	†2005	37	2	39
Florida	†2006	33	6	39
UCLA	†2006	32	7	39
Georgetown	†1985	35	3	38
UNLV	1986	33	5	38
LSU	1986	26	12	38
Syracuse	1987	31	7	38
Western Ky.	1987	29	9	38
Kansas	1988	27	11	38
Arizona	1988	35	3	38
Seton Hall	†1989	31	7	38
Syracuse	†1989	30	8	38
Duke	1990	29	9	38
Arkansas	1991	34	4	38
North Carolina	†1993	34	4	38
Syracuse	†1996	29	9	38
North Carolina	1998	34	4	38
Michigan St.	1999	33	5	38
Kansas	†2003	30	8	38
Louisville	2005	33	5	38
South Carolina	2006	23	15	38

†national leader

# Annual Team Champions

## Won-Lost Percentage

Season	Team	Won	Lost	Pct.
1948	Western Ky.	28	2	.933
1949	Kentucky	32	2	.941
1950	Holy Cross	27	4	.871
1951	Columbia	21	1	.956
1952	Kansas	26	2	.929
1953	Seton Hall	31	2	.939
1954	Kentucky	25	0	1.000
1955	San Francisco	28	1	.966
1956	San Francisco	29	0	1.000
1957	North Carolina	32	0	1.000
1958	West Virginia	26	2	.929
1959	Mississippi St.	24	1	.960
1960	California	28	2	.933
	Cincinnati	28	2	.933
1961	Ohio St.	27	1	.964
1962	Mississippi St.	24	1	.960
1963	Loyola (Ill.)	29	2	.935
1964	UCLA	30	0	1.000
1965	UCLA	28	2	.933
1966	UTEP	28	1	.966
1967	UCLA	30	0	1.000
1968	UCLA	29	1	.967
1969	UCLA	29	1	.967
1970	UCLA	28	2	.933
1971	UCLA	29	1	.967
1972	UCLA	30	0	1.000
1973	UCLA	30	0	1.000
	North Carolina St.	27	0	1.000
1974	North Carolina St.	30	1	.968
1975	Indiana	31	1	.969
1976	Indiana	32	0	1.000
1977	San Francisco	29	2	.935
1978	Kentucky	30	2	.938
1979	Indiana St.	33	1	.971
1980	Alcorn St.	28	2	.933
1981	DePaul	27	2	.931
1982	North Carolina	32	2	.941
1983	Houston	31	3	.912
1984	Georgetown	34	3	.919
1985	Georgetown	35	3	.921
1986	Duke	37	3	.925
1987	UNLV	37	2	.949
1988	Temple	32	2	.941
1989	Ball St.	29	3	.906
1990	La Salle	30	2	.938
1991	UNLV	34	1	.971
1992	Duke	34	2	.944
1993	North Carolina	34	4	.895
1994	Arkansas	31	3	.912
1995	UCLA	31	2	.939
1996	Massachusetts	35	2	.946
1997	Kansas	34	2	.944
1998	Princeton	27	2	.931
1999	Duke	37	2	.949
2000	Cincinnati	29	4	.879
2001	Stanford	31	3	.912
2002	Kansas	33	4	.892
2003	Kentucky	32	4	.889
2004	St. Joseph's	30	2	.938
	Stanford	30	2	.938
2005	Illinois	37	2	.949
2006	George Washington	27	3	.900

## Most-Improved Teams

Season	Team	W-L Record	Previous Yr. W-L	Games Imp.
1974	Kansas	23-7	8-18	13
1975	Holy Cross	20-8	8-18	11
1976	North Texas	22-4	6-20	16
1977	La-Lafayette	21-8	7-19	12½
1978	N.C. A&T	20-8	3-24	16½
1979	Wagner	21-7	7-19	13
1980	Murray St.	23-8	4-22	16½
1981	Tulsa	26-7	8-19	15
1982	Cal St. Fullerton	18-14	4-23	11½
1983	Utah St.	20-9	4-23	15

Season	Team	W-L Record	Previous Yr. W-L	Games Imp.
1984	Northeastern	27-5	13-15	12
	Loyola (Md.)	16-12	4-24	12
1985	Cincinnati	17-14	3-25	12½
1986	Bradley	32-3	17-13	12½
1987	James Madison	20-10	5-23	14
1988	Loyola Marymount	28-4	12-16	14
1989	Ball St.	29-3	14-14	13
1990	South Fla.	20-11	7-21	11½
	George Washington	14-17	1-27	11½
1991	Radford	22-7	7-22	15
1992	Liberty	22-7	5-23	16½
1993	Tennessee St.	19-10	4-24	14½
1994	Loyola (Md.)	17-13	2-25	13½
1995	Western Ill.	20-8	7-20	12½
1996	Cal Poly	16-13	1-26	14
1997	Northern Ariz.	21-7	6-20	14
1998	UTSA	16-11	3-25	13½
1999	Ohio St.	27-9	8-22	16
2000	Iowa St.	32-5	15-15	13½
2001	Boston College	27-5	11-19	15
2002	Fla. Atlantic	19-12	7-24	12
	Texas Tech	23-9	9-19	12
2003	Mercer	23-6	6-23	17
2004	UTEP	24-8	6-24	17
2005	Texas A&M	21-10	7-21	12½
	San Diego	16-13	4-26	12½
2006	South Ala.	24-7	10-18	12½

## Scoring Offense

Season	Team	G	W-L	Pts.	Avg.
1948	Rhode Island	23	17-6	1,755	76.3
1949	Rhode Island	22	16-6	1,575	71.6
1950	Villanova	29	25-4	2,111	72.8
1951	Cincinnati	22	18-4	1,694	77.0
1952	Kentucky	32	29-3	2,635	82.3
1953	Furman	27	21-6	2,435	90.2
1954	Furman	29	20-9	2,658	91.7
1955	Furman	27	17-10	2,572	95.3
1956	Morehead St.	29	19-10	2,782	95.9
1957	Connecticut	25	17-8	2,183	87.3
1958	Marshall	24	17-7	2,113	88.0
1959	Miami (Fla.)	25	18-7	2,190	87.6
1960	Ohio St.	28	25-3	2,532	90.4
1961	St. Bonaventure	28	24-4	2,479	88.5
1962	Loyola (Ill.)	27	23-4	2,436	90.2
1963	Loyola (Ill.)	31	29-2	2,847	91.8
1964	Detroit	25	14-11	2,402	96.1
1965	Miami (Fla.)	26	22-4	2,558	98.4
1966	Syracuse	28	22-6	2,773	99.0
1967	Oklahoma City	26	16-10	2,496	96.0
1968	Houston	33	31-2	3,226	97.8
1969	Purdue	28	23-5	2,605	93.0
1970	Jacksonville	28	26-2	2,809	100.3
1971	Jacksonville	26	22-4	2,598	99.9
1972	Oral Roberts	28	26-2	2,943	105.1
1973	Oral Roberts	27	21-6	2,626	97.3
1974	Md.-East. Shore	29	27-2	2,831	97.6
1975	South Ala.	26	19-7	2,412	92.8
1976	UNLV	31	29-2	3,426	110.5
1977	UNLV	32	29-3	3,426	107.1
1978	New Mexico	28	24-4	2,731	97.5
1979	UNLV	29	21-9	2,700	93.1
1980	Alcorn St.	30	28-2	2,729	92.0
1981	UC Irvine	27	17-10	2,332	86.4
1982	Long Island	30	20-10	2,605	86.8
1983	Boston College	32	25-7	2,697	84.3
1984	Tulsa	31	27-4	2,816	90.8
1985	Oklahoma	37	31-6	3,328	89.9
1986	U.S. Int'l	28	8-20	2,542	90.8
1987	UNLV	39	37-2	3,612	92.6
1988	Loyola Marymount	32	28-4	3,528	110.3
1989	Loyola Marymount	31	20-11	3,486	112.5
1990	Loyola Marymount	32	26-6	3,918	*122.4
1991	Southern U.	28	19-9	2,924	104.4
1992	Northwestern St.	28	15-13	2,660	95.0
1993	Southern U.	31	21-10	3,011	97.1
1994	Southern U.	27	16-11	2,727	101.0

Season	Team	G	W-L	Pts.	Avg.
1995	TCU	27	16-11	2,529	93.7
1996	Troy	27	11-16	2,551	94.5
1997	Long Island	30	21-9	2,746	91.5
1998	TCU	33	27-6	3,209	97.2
1999	Duke	39	37-2	3,581	91.8
2000	Duke	34	29-5	2,992	88.0
2001	TCU	31	20-11	2,902	93.6
2002	Kansas	37	33-4	3,365	90.9
2003	Arizona	32	28-4	2,725	85.2
2004	Arizona	30	20-10	2,614	87.1
2005	North Carolina	37	33-4	3,257	88.0
2006	Long Beach St.	30	18-12	2,498	83.3

\*record

### Scoring Defense

Season	Team	G	W-L	Pts.	Avg.
1948	Oklahoma St.	31	27-4	1,006	*32.5
1949	Oklahoma St.	28	23-5	985	35.2
1950	Oklahoma St.	27	18-9	1,059	39.2
1951	Texas A&M	29	17-12	1,275	44.0
1952	Oklahoma St.	27	19-8	1,228	45.5
1953	Oklahoma St.	30	23-7	1,614	53.8
1954	Oklahoma St.	29	24-5	1,539	53.1
1955	San Francisco	29	28-1	1,511	52.1
1956	San Francisco	29	29-0	1,514	52.2
1957	Oklahoma St.	26	17-9	1,420	54.6
1958	San Francisco	27	25-2	1,363	50.5
1959	California	29	25-4	1,480	51.0
1960	California	30	28-2	1,486	49.5
1961	Santa Clara	27	18-9	1,314	48.7
1962	Santa Clara	25	19-6	1,302	52.1
1963	Cincinnati	28	26-2	1,480	52.9
1964	San Jose St.	24	14-10	1,307	54.5
1965	Tennessee	25	20-5	1,391	55.6
1966	Oregon St.	28	21-7	1,527	54.5
1967	Tennessee	28	21-7	1,511	54.0
1968	Army	25	20-5	1,448	57.9
1969	Army	28	18-10	1,498	53.5
1970	Army	28	22-6	1,515	54.1
1971	Fairleigh Dickinson	23	16-7	1,236	53.7
1972	Minnesota	25	18-7	1,451	58.0
1973	UTEP	26	16-10	1,460	56.2
1974	UTEP	25	18-7	1,413	56.5
1975	UTEP	26	20-6	1,491	57.3
1976	Princeton	27	22-5	1,427	52.9
1977	Princeton	26	21-5	1,343	51.7
1978	Fresno St.	27	21-6	1,417	52.5
1979	Princeton	26	14-12	1,452	55.8
1980	St. Peter's	31	22-9	1,563	50.4
1981	Fresno St.	29	25-4	1,470	50.7
1982	Fresno St.	30	27-3	1,412	47.1
1983	Princeton	29	20-9	1,507	52.0
1984	Princeton	28	18-10	1,403	50.1
1985	Fresno St.	32	23-9	1,696	53.0
1986	Princeton	26	13-13	1,429	55.0
1987	Missouri St.	34	28-6	1,958	57.6
1988	Ga. Southern	31	24-7	1,725	55.6
1989	Princeton	27	19-8	1,430	53.0
1990	Princeton	27	20-7	1,378	51.0
1991	Princeton	27	24-3	1,320	48.9
1992	Princeton	28	22-6	1,349	48.2
1993	Princeton	26	15-11	1,421	54.7
1994	Princeton	26	18-8	1,361	52.3
1995	Princeton	26	16-10	1,501	57.7
1996	Princeton	29	22-7	1,498	51.7
1997	Princeton	28	24-4	1,496	53.4
1998	Princeton	29	27-2	1,491	51.4
1999	Princeton	30	22-8	1,581	52.7
2000	Princeton	30	19-11	1,637	54.6
2001	Wisconsin	29	18-11	1,641	56.6
2002	Columbia	28	11-17	1,596	57.0
2003	Air Force	28	12-16	1,596	57.0
2004	Air Force	29	22-7	1,475	50.9
2005	Air Force	30	18-12	1,629	54.3
2006	Air Force	31	24-7	1,695	54.7

\*record

### Scoring Margin

Season	Team	G	Off.	Def.	Mar.
1949	Kentucky	34	68.2	43.9	24.3
1950	Holy Cross	31	72.6	55.4	17.2
1951	Kentucky	34	74.7	52.5	22.2
1952	Kentucky	32	82.3	55.4	26.9
1953	La Salle	28	80.1	61.8	18.3
1954	Kentucky	25	87.5	60.3	27.2
1955	Utah	28	79.0	59.9	19.1
1956	San Francisco	29	72.2	52.2	20.0
1957	Kentucky	28	84.2	69.4	14.8
1958	Cincinnati	28	86.5	65.9	20.6
1959	Idaho St.	28	74.2	53.7	20.5
1960	Cincinnati	30	86.7	64.7	22.0
1961	Memphis	23	85.0	64.2	20.8
1962	Arizona St.	27	90.1	67.6	22.5
1963	Loyola (Ill.)	31	91.8	68.1	23.7
1964	Davidson	26	89.3	70.5	18.8
1965	Connecticut	26	85.1	66.5	18.6
1966	Loyola (Ill.)	25	97.5	76.6	20.9
1967	UCLA	30	89.6	63.7	25.9
1968	UCLA	30	93.4	67.2	26.2
1969	UCLA	30	84.7	63.8	20.9
1970	St. Bonaventure	28	88.4	65.9	22.5
1971	Jacksonville	26	99.9	79.0	20.9
1972	UCLA	30	94.6	64.3	*30.3
1973	North Carolina St.	27	92.9	71.1	21.8
1974	Charlotte	26	90.2	69.4	20.8
1975	Charlotte	26	88.9	65.2	23.7
1976	UNLV	31	110.5	89.0	21.5
1977	UNLV	32	107.1	87.7	19.4
1978	UCLA	28	85.3	67.4	17.9
1979	Syracuse	30	88.7	71.5	17.2
1980	Alcorn St.	30	91.0	73.6	17.4
1981	Wyoming	30	73.6	57.5	16.1
1982	Oregon St.	27	69.6	55.0	14.6
1983	Houston	34	82.4	64.9	17.4
1984	Georgetown	37	74.3	57.9	16.4
1985	Georgetown	38	74.3	57.3	17.1
1986	Cleveland St.	33	88.9	69.6	19.3
1987	UNLV	39	92.6	75.5	17.1
1988	Oklahoma	39	102.9	81.0	21.9
1989	St. Mary's (Cal.)	30	76.1	57.6	18.5
1990	Oklahoma	32	101.3	80.4	21.0
1991	UNLV	35	97.7	71.0	26.7
1992	Indiana	34	83.4	65.8	17.6
1993	North Carolina	38	86.1	68.3	17.8
1994	Arkansas	34	93.4	75.6	17.9
1995	Kentucky	33	87.4	69.0	18.4
1996	Kentucky	36	91.4	69.4	22.1
1997	Kentucky	40	83.1	62.8	20.3
1998	Duke	36	85.6	64.1	21.5
1999	Duke	39	91.8	67.2	24.7
2000	Stanford	31	78.9	59.7	19.3
2001	Duke	39	90.7	70.5	20.2
2002	Duke	35	88.9	69.2	19.7
2003	Kansas	38	82.7	66.9	15.8
2004	Gonzaga	31	81.8	66.2	15.6
2005	North Carolina	37	88.0	70.3	17.8
2006	Tex. A&M Corp. Chris.	28	82.4	67.4	15.0

\*record

### Field-Goal Percentage

Season	Team	FG	FGA	Pct.
1948	Oregon St.	668	1,818	36.7
1949	Muhlenberg	593	1,512	39.2
1950	TCU	476	1,191	40.0
1951	Maryland	481	1,210	39.8
1952	Boston College	787	1,893	41.6
1953	Furman	936	2,106	44.4
1954	George Washington	744	1,632	45.6
1955	George Washington	867	1,822	47.6
1956	George Washington	725	1,451	50.0
1957	Manhattan	679	1,489	45.6
1958	Fordham	693	1,440	48.1
1959	Auburn	593	1,216	48.8
1960	Auburn	532	1,022	52.1



Season	Team	FG	FGA	Pct.
1961	Ohio St.	939	1,886	49.8
1962	Florida St.	709	1,386	51.2
1963	Duke	984	1,926	51.1
1964	Davidson	894	1,644	54.4
1965	St. Peter's	579	1,089	53.2
1966	North Carolina	838	1,620	51.7
1967	UCLA	1,082	2,081	52.0
1968	Bradley	927	1,768	52.4
1969	UCLA	1,027	1,999	51.4
1970	Ohio St.	831	1,527	54.4
1971	Jacksonville	1,077	2,008	53.6
1972	North Carolina	1,031	1,954	52.8
1973	North Carolina	1,150	2,181	52.7
1974	Notre Dame	1,056	1,992	53.0
1975	Maryland	1,049	1,918	54.7
1976	Maryland	996	1,854	53.7
1977	Arkansas	849	1,558	54.5
1978	Arkansas	1,060	1,943	54.6
1979	UCLA	1,053	1,897	55.5
1980	Missouri	936	1,635	*57.2
1981	Oregon St.	862	1,528	56.4
1982	UC Irvine	920	1,639	56.1
1983	Kentucky	869	1,564	55.6
1984	Houston Baptist	797	1,445	55.2
1985	Navy	946	1,726	54.8
1986	Michigan St.	1,043	1,860	56.1
1987	Princeton	601	1,111	54.1
1988	Michigan	1,198	2,196	54.6
1989	Michigan	1,325	2,341	56.6
1990	Kansas	1,204	2,258	53.3
1991	UNLV	1,305	2,441	53.5
1992	Duke	1,108	2,069	53.6
1993	Indiana	1,076	2,062	52.2
1994	Auburn	854	1,689	50.6
1995	Washington St.	902	1,743	51.7
1996	UCLA	897	1,698	52.8
1997	UCLA	932	1,791	52.0
1998	North Carolina	1,131	2,184	51.8
1999	Northern Ariz.	783	1,497	52.3
2000	Samford	825	1,649	50.0
2001	Stanford	953	1,865	51.1
2002	Kansas	1,259	2,487	50.6
2003	Morehead St.	854	1,674	51.0
2004	Oklahoma St.	1,002	1,953	51.3
2005	Utah St.	851	1,621	52.5
2006	Tex. A&M-Corp. Chris.	837	1,671	50.1

\*record

### Field-Goal Percentage Defense

Season	Team	FG	FGA	Pct.
1977	Minnesota	766	1,886	40.6
1978	Delaware St.	733	1,802	40.7
1979	Illinois	738	1,828	40.4
1980	Penn St.	543	1,309	41.5
1981	Wyoming	637	1,589	40.1
1982	Wyoming	584	1,470	39.7
1983	Wyoming	599	1,441	41.6
1984	Georgetown	799	2,025	39.5
1985	Georgetown	833	2,064	40.4
1986	St. Peter's	574	1,395	41.1
1987	San Diego	660	1,645	40.1
1988	Temple	777	1,981	39.2
1989	Georgetown	795	1,993	39.9
1990	Georgetown	713	1,929	37.0
1991	Georgetown	680	1,847	36.8
1992	UNLV	628	1,723	36.4
1993	Marquette	634	1,613	39.3
1994	Marquette	750	2,097	35.8
1995	Alabama	771	2,048	37.6
1996	Temple	670	1,741	38.5
1997	Marquette	628	1,735	36.2
1998	Miami (Fla.)	634	1,672	37.9
1999	Kansas St.	729	1,963	37.1
2000	Stanford	667	1,893	*35.2
2001	Kansas	782	2,069	37.8
2002	VCU	767	2,052	37.4
2003	St. Joseph's	609	1,639	37.2
2004	Connecticut	924	2,502	36.9
2005	Boston U.	588	1,584	37.1
2006	Kansas	702	1,896	37.0

\*record

### Three-Point Field Goals Made Per Game

Season	Team	G	3FG	Avg.
1987	Providence	34	280	8.24
1988	Princeton	26	211	8.12
1989	Loyola Marymount	31	287	9.26
1990	Kentucky	28	281	10.04
1991	Texas-Arlington	29	265	9.14
1992	La Salle	31	294	9.48
1993	Lamar	27	271	10.04
1994	Troy	27	262	9.70
1995	Troy	27	287	10.63
1996	Troy	27	300	11.11
1997	Mississippi Val.	29	309	10.66
1998	Florida	29	285	9.83
1999	Cal Poly	27	255	9.44
2000	Tennessee Tech	28	279	9.96
2001	Duke	39	407	10.44
2002	St. Bonaventure	30	314	10.47
2003	Mississippi Val.	29	299	10.31
2004	Troy	31	364	*11.74
2005	Troy	30	338	11.27
2006	Troy	29	344	11.86

\*record

### Three-Point Field-Goal Percentage

Season	Team	G	3FG	3FGA	Pct.
1987	Indiana	34	130	256	*50.8
1988	Princeton	26	211	429	49.2
1989	Indiana	35	121	256	47.3
1990	Princeton	27	208	460	45.2
1991	Wis.-Green Bay	31	189	407	46.4
1992	Wis.-Green Bay	30	204	437	46.7
1993	Valparaiso	28	214	500	42.8
1994	Indiana	30	182	401	45.4
1995	Southern Utah	28	244	571	42.7
1996	Weber St.	30	245	577	42.5
1997	Northern Ariz.	28	221	527	41.9
1998	Northern Ariz.	29	254	591	43.0
1999	Northern Ariz.	29	243	546	44.5
2000	Colorado St.	30	255	579	44.0
2001	Akron	28	189	436	43.3
2002	Marshall	30	252	595	42.4
2003	Illinois St.	29	188	427	44.0
2004	Birmingham-So.	27	243	565	43.0
2005	Oklahoma St.	33	240	564	42.6
2006	Southern Utah	30	226	527	42.9

\*record

### Free-Throw Percentage

Season	Team	FT	FTA	Pct.
1948	Texas	351	481	73.0
1949	Davidson	347	489	71.0
1950	Temple	342	483	70.8
1951	Minnesota	287	401	71.6
1952	Kansas	491	707	69.4
1953	George Washington	502	696	72.1
1954	Wake Forest	734	1,010	72.7
1955	Wake Forest	709	938	75.6
1956	SMU	701	917	76.4
1957	Oklahoma St.	569	752	75.7
1958	Oklahoma St.	488	617	79.1
1959	Tulsa	446	586	76.1
1960	Auburn	424	549	77.2
1961	Tulane	459	604	76.0
1962	Arkansas	647	502	77.6
1963	Tulane	390	492	79.3
1964	Miami (Fla.)	593	780	76.0
1965	Miami (Fla.)	642	807	79.6
1966	Auburn	476	601	79.2
1967	West Tex. A&M	400	518	77.2
1968	Vanderbilt	527	684	77.0
1969	Jacksonville	574	733	78.3
1970	Ohio St.	452	559	80.9
1971	Tennessee	538	679	79.2
1972	Lafayette	656	844	77.7
1973	Duke	496	632	78.5
1974	Vanderbilt	477	595	80.2
1975	Vanderbilt	530	692	76.6

Season	Team	FT	FTA	Pct.
1976	Morehead St.	452	577	78.3
1977	Utah	499	638	78.2
1978	Duke	665	841	79.1
1979	St. Francis (Pa.)	350	446	78.5
1980	Oral Roberts	481	610	78.9
1981	Connecticut	487	623	78.2
1982	Western Ill.	447	569	78.6
1983	Western Ill.	526	679	77.5
1984	Harvard	535	651	*82.2
1985	Harvard	450	555	81.1
1986	Michigan St.	490	613	79.9
1987	Alabama	521	662	78.7
1988	Butler	413	517	79.9
1989	Brigham Young	527	647	81.5
1990	Lafayette	461	588	78.4
1991	Butler	725	922	78.6
1992	Northwestern	497	651	76.3
1993	Utah	476	602	79.1
1994	Colgate	511	665	76.8
1995	Brigham Young	617	798	77.3
1996	Utah	649	828	78.4
1997	Western Ky.	342	433	79.0
1998	Siena	574	715	80.3
1999	Siena	672	854	78.7
2000	Montana St.	481	609	79.0
2001	Brigham Young	651	835	78.0
2002	Morehead St.	485	619	78.4
2003	Manhattan	560	711	78.8
2004	North Carolina St.	481	602	79.9
2005	UTEP	606	765	79.2
2006	St. Joseph's	525	657	79.9

\*record

### Rebounding

Season	Team	G	Reb.	Pct.
1955	Niagara	26	1,507	.624
1956	George Washington	26	1,451	.616
1957	Morehead St.	27	1,735	.621
1958	Manhattan	26	1,437	.591
1959	Mississippi St.	25	1,012	.589
1960	Iona	18	1,054	.607
1961	Bradley	26	1,330	.592
1962	Cornell	25	1,463	.590
1963	UTEP	26	1,167	.591
1964	Iona	20	1,071	.640
1965	Iona	23	1,191	.628
1966	UTEP	29	1,430	.577
1967	Florida	25	1,275	.600
1968	Houston	33	2,074	.62.8
1969	Middle Tenn.	26	1,685	.64.8
1970	Florida St.	26	1,451	.55.8
1971	Pacific	28	1,643	.58.7
1972	Oral Roberts	28	1,686	.60.2
1973	Manhattan	26	56.5	38.0
1974	Massachusetts	26	44.5	30.7
1975	Stetson	26	47.1	34.7
1976	Notre Dame	29	46.3	34.1
1977	Notre Dame	29	42.4	31.6
1978	Alcorn St.	29	52.3	36.0
1979	Alcorn St.	29	50.1	36.3
1980	Alcorn St.	30	49.2	33.8
1981	Northeastern	30	44.9	32.0
1982	Northeastern	30	41.2	30.8
1983	Wichita St.	28	42.4	33.6
1984	Northeastern	32	40.1	30.3
1985	Georgetown	38	39.6	30.5
1986	Notre Dame	29	36.4	27.8
1987	Iowa	35	43.1	31.5
1988	Notre Dame	29	36.0	26.2
1989	Iowa	33	41.4	31.8
1990	Georgetown	31	44.8	34.0
1991	New Orleans	31	41.7	32.4
1992	Delaware	31	42.1	33.8
1993	Massachusetts	31	43.9	32.8
1994	Utah St.	27	38.4	29.8
1995	Navy	29	40.6	29.6
1996	Mississippi Val.	29	48.3	36.8
1997	Utah St.	29	37.4	26.6
1998	Utah	34	37.0	27.1
1999	Navy	27	43.6	33.7

Season	Team	G	Off.	Def.	Mar.
2000	Michigan St.	39	39.0	27.3	11.7
2001	Michigan St.	33	42.5	27.1	15.4
2002	Gonzaga	33	41.5	32.6	8.9
2003	Wake Forest	31	41.7	32.0	9.6
2004	Connecticut	39	44.7	34.9	9.7
2005	Connecticut	31	45.5	34.3	11.3
2006	Texas	37	40.5	29.9	10.6

Note: From 1955 through 1967, the rebounding champion was determined by highest team recoveries out of the total by both teams in all games. From 1968 through 1972, the champion was determined by rebound average per game. Beginning with the 1973 season, the champion is determined by rebounding margin.

\*record

### Assists

Season	Team	G	Ast.	Avg.
1984	Clemson	28	571	20.4
1985	Oklahoma	37	828	22.4
1986	North Carolina	34	800	23.5
1987	SMU	29	655	22.6
1988	SMU	35	786	22.5
1989	North Carolina	37	788	21.3
1990	Loyola Marymount	32	762	23.8
1991	UNLV	35	863	*24.7
1992	Arkansas	34	674	19.8
1993	Northwestern St.	26	570	21.9
1994	Arkansas	34	687	20.2
1995	Montana St.	29	606	20.9
1996	Kentucky	36	783	21.8
1997	Kentucky	40	776	19.4
1998	Montana St.	30	624	20.8
1999	TCU	32	650	20.3
2000	UNLV	31	623	20.1
2001	Kansas	33	641	19.4
2002	Kansas	37	767	20.7
2003	Maryland	31	573	18.5
2004	Sam Houston St.	28	530	18.9
2005	North Carolina	37	706	19.1
2006	Tex. A&M-Corp. Chris.	28	550	19.6

\*record

### Blocked Shots

Season	Team	G	Blk.	Avg.
1986	Navy	35	233	6.66
1987	Siena	29	188	6.48
1988	Siena	29	193	6.66
1989	Georgetown	34	309	*9.09
1990	Georgetown	31	233	7.52
1991	UNLV	35	266	7.60
1992	Vermont	29	198	6.83
1993	Wyoming	28	184	6.57
1994	Howard	27	179	6.63
1995	Massachusetts	34	273	8.03
1996	Central Conn. St.	28	235	8.39
1997	Colgate	28	217	7.75
1998	Texas	31	203	6.55
1999	Iona	30	220	7.33
2000	La.-Monroe	28	207	7.39
2001	Seton Hall	31	236	7.61
2002	Connecticut	34	236	6.94
2003	Connecticut	33	253	7.67
2004	Connecticut	39	315	8.08
2005	Connecticut	31	275	8.87
2006	Connecticut	34	298	8.76

\*record

### Steals

Season	Team	G	Stl.	Avg.
1986	Cleveland St.	33	436	13.2
1987	Cleveland St.	33	473	14.3
1988	Florida A&M	30	395	13.2
1989	Arkansas	32	372	11.6
1990	Loyola Marymount	32	450	14.1
1991	UTSA	29	430	14.8
1992	Northeastern Ill.	28	358	12.8
1993	Centenary (La.)	27	380	14.1
1994	Texas	34	453	13.3
1995	Nicholls St.	30	376	12.5

Season	Team	G	Shl.	Avg.	Season	Team	G	Shl.	Avg.
1996	McNeese St.	27	330	12.2	2003	UAB	34	394	11.6
1997	Long Island	30	396	13.2	2004	UAB	32	371	11.6
1998	Long Island	32	478	*14.9	2005	UAB	33	382	11.6
1999	Maryland	34	431	12.7	2006	Houston	31	385	12.4
2000	Liberty	28	376	13.4					
2001	Alabama A&M	28	339	12.1					
2002	Alabama A&M	29	395	13.6					

\*record

## Statistical Trends

Year	Teams	Games	FG Made	FG Att.	Pct.	FT Made	FT Att.	Pct.	PF	Pts.
1948	160	24.7	20.3	69.4	29.3	12.7	21.1	59.8	18.5	53.3
1949	148	25.3	20.7	67.4	30.8	13.4	21.7	61.6	19.4	54.8
1950	145	25.2	21.6	68.4	31.6	14.4	23.3	61.8	19.5	57.6
1951	153	26.0	22.8	68.9	33.1	15.1	24.1	62.8	21.4	60.7
1952	156	25.7	23.8	*70.3	33.7	15.8	25.3	62.6	*22.5	63.3
1953	158	23.8	24.0	69.1	34.7	21.1	*32.9	64.0	21.3	69.1
1954	160	24.6	24.4	67.8	35.4	21.0	32.2	65.2	21.0	69.0
1955	162	23.6	25.6	69.3	36.9	*21.6	32.4	66.5	19.0	72.7
1956	166	24.7	26.1	69.5	37.5	21.2	31.7	66.8	18.9	73.3
1957	167	24.6	25.8	67.6	38.2	20.4	30.3	67.3	18.3	72.0
1958	173	24.0	25.8	67.1	38.4	16.8	25.3	66.4	18.2	68.4
1959	174	24.3	25.9	66.2	39.1	17.0	25.4	67.1	18.2	68.7
1960	175	24.5	26.3	66.2	39.8	17.4	25.8	67.4	18.4	70.0
1961	173	24.5	26.7	65.6	40.7	17.4	25.5	68.2	18.2	70.7
1962	178	24.4	27.0	67.3	40.2	16.5	24.3	67.9	18.1	70.5
1963	178	23.5	26.6	63.8	41.7	16.3	23.9	68.2	18.2	69.5
1964	179	24.3	28.7	67.4	42.5	17.1	25.1	68.3	19.1	74.4
1965	182	24.8	29.2	67.7	43.1	17.4	25.2	69.0	19.3	75.7
1966	182	21.9	30.0	68.8	43.6	17.5	25.3	69.2	19.2	77.5
1967	185	24.9	28.9	66.0	43.8	17.2	24.9	69.0	19.2	74.9
1968	189	25.1	29.1	66.6	43.7	17.4	25.1	69.1	19.0	75.5
1969	193	25.3	29.1	66.4	43.8	17.4	25.4	68.4	19.0	75.6
1970	196	25.4	30.0	67.8	44.2	17.7	25.7	68.7	19.3	77.6
1971	203	25.8	30.1	67.8	44.4	17.5	25.7	68.1	19.3	*77.7
1972	210	25.7	30.1	67.2	44.8	17.5	25.6	68.6	19.2	*77.7
1973	216	25.8	31.2	69.6	44.8	13.1	19.2	68.4	19.2	75.5
1974	233	26.0	31.0	68.3	45.4	12.8	18.7	68.4	19.2	74.8
1975	235	26.2	*31.5	68.4	46.0	13.7	19.9	69.0	20.2	76.6
1976	235	26.6	31.0	66.3	46.7	13.8	19.9	69.2	20.2	75.7
1977	245	27.2	30.4	64.9	46.7	14.2	20.5	69.4	20.1	74.9
1978	254	27.2	30.1	63.6	47.3	14.3	20.7	69.2	20.2	74.5
1979	257	27.7	29.6	62.1	47.7	14.8	21.1	*69.7	20.6	74.0
1980	261	28.0	28.6	59.7	47.9	14.9	21.3	69.6	20.2	72.0
1981	264	28.1	27.8	58.0	48.0	14.5	21.0	68.9	20.1	70.1
1982	273	28.0	26.7	55.6	47.9	14.3	20.8	68.6	19.4	67.6
1983	274	29.0	27.2	57.0	47.7	14.5	21.2	68.5	19.9	69.3
1984	276	29.1	26.7	55.6	*48.1	14.8	21.4	68.9	20.0	68.2
1985	282	29.3	27.3	57.0	47.9	14.7	21.3	68.9	19.7	69.2
1986	283	29.5	27.4	57.3	47.7	14.7	21.3	69.1	19.6	69.4

Year	Teams	Games	FG Made	FG Att.	Pct.	3FG Made	3FG Att.	Pct.	FT Made	FT Att.	Pct.	PF	Pts.
1987	290	29.6	27.2	58.7	46.4	3.5	9.2	*38.4	14.9	21.5	69.1	19.7	72.8
1988	290	29.6	27.6	58.4	47.3	4.0	10.4	38.3	15.2	22.0	68.9	19.7	74.4
1989	293	29.6	28.1	59.4	47.3	4.4	11.8	37.8	15.6	22.6	69.1	20.1	76.2
1990	292	29.6	27.5	59.5	46.2	4.7	12.8	36.8	15.6	22.6	68.9	19.8	75.3
1991	295	29.6	27.9	60.6	46.1	5.0	13.8	36.2	15.9	23.2	68.6	19.6	76.7
1992	298	29.5	26.7	58.4	45.7	5.0	14.0	35.6	15.9	23.3	68.1	20.0	74.2
1993	298	28.6	26.5	58.6	45.2	5.3	14.9	35.4	15.4	22.8	67.7	19.6	73.6
1994	301	28.7	26.8	60.6	44.3	5.7	16.5	34.5	15.6	23.2	67.1	19.9	75.0
1995	302	28.7	26.5	59.7	44.4	5.9	17.2	34.5	15.3	22.6	67.6	19.7	74.2
1996	305	28.7	25.8	58.5	44.1	5.9	17.1	34.3	15.1	22.4	67.4	19.4	72.5
1997	305	28.8	25.0	57.3	43.7	5.8	17.1	34.1	14.8	21.9	67.4	19.3	70.6
1998	306	29.1	25.3	57.7	43.9	6.0	17.4	34.4	14.9	22.0	67.5	19.4	71.4
1999	310	29.1	24.8	57.0	43.6	5.9	17.4	34.2	14.7	21.6	67.8	19.0	70.3
2000	318	30.0	25.0	57.4	43.5	6.1	17.7	34.4	14.5	21.2	68.1	18.9	70.5
2001	318	29.8	25.0	56.8	44.0	6.1	17.7	34.6	15.4	22.4	68.5	19.9	71.4
2002	321	*30.2	25.1	57.2	43.8	6.3	18.3	34.6	14.8	21.5	69.0	19.2	71.3
2003	325	29.7	24.8	56.4	44.0	6.3	18.1	34.8	14.4	20.7	69.4	19.1	70.2
2004	*326	29.7	24.5	55.9	43.8	6.3	18.3	34.6	14.3	20.7	68.8	19.0	69.6
2005	*326	29.9	24.4	55.7	43.9	*6.4	18.3	34.7	14.0	20.4	68.7	18.6	69.2
2006	*326	30.1	24.4	55.6	43.9	*6.4	*18.4	35.0	13.9	20.1	69.1	18.4	69.2

Year	Teams	Games	Reb.	Ast.	Blk.	St.	TO
1993	298	28.6	36.1	*14.5	3.2	7.6	15.8
1994	301	28.7	*37.8	*14.5	3.3	*7.8	15.9
1995	302	28.7	37.2	*14.5	3.3	7.5	15.8
1996	305	28.7	36.7	14.1	3.2	7.4	15.6
1997	305	28.8	36.1	13.9	3.2	7.5	15.7
1998	306	29.1	36.4	14.0	3.2	7.6	15.9
1999	310	29.1	36.1	13.9	*3.4	*7.8	*16.0



Year	Teams	Games	Reb.	Ast.	Blk.	St.	TO
2000	318	30.0	36.3	14.0	*3.4	7.6	15.8
2001	318	29.8	35.9	13.9	3.3	7.1	15.2
2002	321	*30.2	35.9	13.9	*3.4	7.3	15.1
2003	325	29.7	35.1	13.8	3.3	7.2	14.9
2004	*326	29.7	35.1	13.7	3.2	7.2	14.9
2005	*326	29.9	34.9	13.7	3.3	7.2	14.7
2006	*326	30.1	34.7	13.7	3.3	7.1	14.7

\*all-time high

## All-Time Winningest Teams

### By Victories

(Minimum 25 years in Division I)

No.	Team	First Season	Yrs.	Won	Lost	Tied	Pct.
1.	Kentucky	1903	103	1,926	596	1	.764
2.	North Carolina	1911	96	1,883	689	0	.732
3.	Kansas	1899	108	1,873	777	0	.707
4.	Duke	1906	101	1,796	791	0	.694
5.	Syracuse	1901	105	1,680	771	0	.685
6.	Temple	1895	110	1,656	917	0	.644
7.	St. John's (N.Y.)	1908	99	1,643	816	0	.668
8.	Penn	1897	106	1,612	904	2	.641
9.	Indiana	1901	106	1,589	865	0	.648
10.	Utah	1909	98	1,584	814	0	.661
11.	UCLA	1920	87	1,581	707	0	.691
11.	Notre Dame	1898	101	1,581	877	1	.643
13.	Oregon St.	1902	105	1,559	1,116	0	.583
14.	Illinois	1906	101	1,546	812	0	.656
15.	Washington	1896	104	1,529	1,008	0	.603
16.	Western Ky.	1915	87	1,526	753	0	.670
17.	Princeton	1901	106	1,522	932	0	.620
18.	Cincinnati	1902	105	1,511	863	0	.636
19.	Arizona	1905	101	1,508	818	1	.648
20.	Texas	1906	100	1,507	916	0	.622
21.	Louisville	1912	92	1,505	806	0	.651
22.	Brigham Young	1903	104	1,501	969	0	.608
23.	Purdue	1897	108	1,491	896	0	.625
24.	North Carolina St.	1913	94	1,483	878	0	.628
25.	West Virginia	1904	97	1,474	940	0	.611
26.	Bradley	1903	102	1,473	961	0	.605
27.	Villanova	1921	86	1,431	818	0	.636
28.	Oklahoma	1908	99	1,430	907	0	.612
29.	Arkansas	1924	83	1,429	780	0	.647
30.	Connecticut	1901	103	1,427	811	0	.638
30.	Alabama	1913	93	1,427	856	1	.625
32.	St. Joseph's	1910	97	1,421	924	0	.606
32.	Iowa	1902	105	1,421	956	0	.598
34.	Oklahoma St.	1908	97	1,413	989	0	.588
35.	Georgetown	1907	98	1,402	896	0	.610
35.	Fordham	1903	103	1,402	1,136	0	.552
37.	Montana St.	1902	104	1,401	1,097	0	.561
38.	Southern California	1907	100	1,389	1,005	0	.580
39.	Missouri	1907	100	1,388	982	0	.586
39.	Washington St.	1902	105	1,388	1,308	0	.515
41.	Illinois St.	1899	108	1,376	1,000	0	.579
42.	Michigan St.	1899	107	1,368	967	0	.586
42.	Minnesota	1896	111	1,368	1,030	2	.570
44.	Tennessee	1909	97	1,366	890	2	.605
45.	Kansas St.	1903	102	1,363	1,000	0	.577
45.	Oregon	1903	101	1,363	1,205	0	.531
47.	Vanderbilt	1901	104	1,356	983	0	.580
48.	Southern Ill.	1914	92	1,355	913	0	.597
48.	Ohio St.	1899	105	1,355	953	0	.587
48.	Dayton	1904	101	1,355	969	0	.583

### By Percentage

(Minimum 25 years in Division I)

No.	Team	First Season	Yrs.	Won	Lost	Tied	Pct.
1.	Kentucky	1903	103	1,926	596	1	.764
2.	North Carolina	1911	96	1,883	689	0	.732
3.	UNLV	1959	48	980	403	0	.709
4.	Kansas	1899	108	1,873	777	0	.707
5.	Duke	1906	101	1,796	791	0	.694

No.	Team	First Season	Yrs.	Won	Lost	Tied	Pct.
6.	UCLA	1920	87	1,581	707	0	.691
7.	Syracuse	1901	105	1,680	771	0	.685
8.	Western Ky.	1915	87	1,526	753	0	.670
9.	St. John's (N.Y.)	1908	99	1,643	816	0	.668
10.	Utah	1909	98	1,584	814	0	.661
11.	Illinois	1906	101	1,546	812	0	.656
12.	Louisville	1912	92	1,505	806	0	.651
13.	Arizona	1905	101	1,508	818	1	.648
14.	Indiana	1901	106	1,589	865	0	.648
15.	Arkansas	1924	83	1,429	780	0	.647
16.	Temple	1895	110	1,656	917	0	.644
17.	Notre Dame	1898	101	1,581	877	1	.643
18.	Penn	1897	106	1,612	904	2	.641
19.	Connecticut	1901	103	1,427	811	0	.638
20.	Murray St.	1926	81	1,344	767	0	.637
21.	Cincinnati	1902	105	1,511	863	0	.636
22.	Villanova	1921	86	1,431	818	0	.636
23.	DePaul	1924	83	1,312	752	0	.636
24.	Weber St.	1963	44	795	460	0	.633
25.	UAB	1979	28	557	328	0	.629
26.	North Carolina St.	1913	94	1,483	878	0	.628
27.	Alabama	1913	93	1,427	856	1	.625
28.	Purdue	1897	108	1,491	896	0	.625
29.	Texas	1906	100	1,507	916	0	.622
30.	Princeton	1901	106	1,522	932	0	.620
31.	Jackson St.	1951	55	949	582	0	.620
32.	VCU	1971	36	631	393	0	.616
33.	Marquette	1917	89	1,350	847	0	.614
34.	Memphis	1921	85	1,265	795	0	.614
35.	Old Dominion	1951	56	887	559	0	.613
36.	Oklahoma	1908	99	1,430	907	0	.612
37.	West Virginia	1904	97	1,474	940	0	.611
38.	Georgetown	1907	98	1,402	896	0	.610
39.	Brigham Young	1903	104	1,501	969	0	.608
40.	Tennessee St.	1945	62	1,022	660	0	.608
41.	Holy Cross	1901	87	1,222	790	0	.607
42.	St. Joseph's	1910	97	1,421	924	0	.606
43.	Tennessee	1909	97	1,366	890	2	.605
44.	Bradley	1903	102	1,473	961	0	.605
45.	New Orleans	1970	37	641	419	0	.605
46.	Wis.-Green Bay	1970	37	649	426	0	.604
47.	La Salle	1932	75	1,179	774	0	.604
48.	Providence	1921	81	1,222	804	0	.603
49.	Washington	1896	104	1,529	1,008	0	.603
50.	Akron	1902	105	1,314	879	0	.599

### All-Time Won-Lost Records

(Alphabetical Listing; No Minimum Seasons of Competition)

Team	First Season	Yrs.	Won	Lost	Tied	Pct.
Air Force	1957	50	567	739	0	.434
Akron	1902	105	1,314	879	0	.599
Alabama	1913	93	1,427	856	1	.625
Alabama A&M	1951	49	723	562	0	.563
Alabama St.	1935	67	1,031	688	0	.600
UAB	1979	28	557	328	0	.629
Albany (N.Y.)	1910	93	1,034	758	0	.577
Alcorn St.	1945	61	1,054	728	0	.591
American	1935	72	921	881	0	.511
Appalachian St.	1920	81	1,039	914	0	.532
Arizona	1905	101	1,508	818	1	.648
Arizona St.	1912	94	1,153	1,035	0	.527
Arkansas	1924	83	1,429	780	0	.647
Arkansas St.	1927	78	993	939	0	.514
Ark.-Little Rock	1968	39	587	501	0	.540

Team	First Season	Yrs.	Won	Lost	Tied	Pct.	Team	First Season	Yrs.	Won	Lost	Tied	Pct.
Ark.-Pine Bluff	1957	38	473	519	0	.477	George Washington	1907	92	1,145	969	0	.542
Army	1903	104	1,054	1,033	0	.505	Georgetown	1907	98	1,402	896	0	.610
Auburn	1906	100	1,145	996	1	.535	Georgia	1906	101	1,199	1,106	0	.520
Austin Peay	1930	75	994	876	0	.532	Ga. Southern	1927	74	1,086	770	0	.585
Ball St.	1921	85	1,050	917	1	.534	Georgia St.	1964	43	406	740	0	.354
Baylor	1907	100	1,053	1,218	0	.464	Georgia Tech	1906	91	1,170	1,026	0	.533
Belmont	1953	54	829	708	0	.539	Gonzaga	1908	98	1,288	1,017	0	.559
Bethune-Cookman	1962	45	553	670	0	.452	Grambling	1957	50	780	640	0	.549
Binghamton	1947	60	554	760	0	.422	Hampton	1953	54	784	646	0	.548
Birmingham-So.	1908	86	1,254	715	0	.637	Hartford	1963	44	557	597	0	.483
Boise St.	1969	38	578	493	0	.540	Harvard	1901	95	911	1,181	0	.435
Boston College	1905	73	1,010	771	0	.567	Hawaii	1938	63	616	751	0	.451
Boston U.	1902	97	960	938	0	.506	High Point	1928	79	1,202	873	0	.579
Bowling Green	1916	91	1,186	968	0	.551	Hofstra	1937	68	1,028	761	0	.575
Bradley	1903	102	1,473	961	0	.605	Holy Cross	1901	87	1,222	790	0	.607
Brigham Young	1903	104	1,501	969	0	.608	Houston	1946	61	1,023	687	0	.598
Brown	1901	100	882	1,310	0	.402	Howard	1902	92	978	1,041	0	.484
Bucknell	1896	111	1,190	1,062	0	.528	Idaho	1906	101	1,159	1,273	0	.477
Buffalo	1916	89	955	944	0	.503	Idaho St.	1927	79	1,033	961	0	.518
Butler	1897	108	1,277	1,009	0	.559	Illinois	1906	101	1,546	812	0	.656
California	1908	97	1,338	1,015	0	.569	Illinois St.	1899	108	1,376	1,000	0	.579
UC Irvine	1966	41	566	579	0	.494	Ill.-Chicago	1948	59	703	722	0	.493
Cal Poly	1922	75	910	863	0	.513	Indiana	1901	106	1,589	865	0	.648
UC Riverside	1955	52	764	576	0	.570	Indiana St.	1900	107	1,292	1,075	0	.546
UC Santa Barb.	1922	81	992	951	0	.511	IPFW	1974	33	362	537	0	.403
Cal St. Fullerton	1961	46	573	682	0	.457	IUPUI	1972	35	493	511	0	.491
Cal St. Northridge	1959	48	626	674	0	.482	Iona	1941	63	944	681	0	.581
Campbell	1962	45	579	659	0	.468	Iowa	1902	105	1,421	956	0	.598
Canisius	1904	102	1,116	1,040	0	.518	Iowa St.	1908	99	1,119	1,144	0	.494
Centenary (La.)	1922	80	1,020	1,030	0	.498	Jackson St.	1951	55	949	582	0	.620
Central Conn. St.	1935	70	950	712	0	.572	Jacksonville	1949	58	802	720	0	.527
UCF	1970	37	573	442	0	.565	Jacksonville St.	1926	63	1,001	594	0	.628
Central Mich.	1905	102	1,118	1,032	1	.520	James Madison	1970	37	572	455	0	.557
Col. of Charleston	1899	96	1,000	833	0	.546	Kansas	1899	108	1,873	777	0	.707
Charleston So.	1966	41	470	637	0	.425	Kansas St.	1903	102	1,363	1,000	0	.577
Charlotte	1966	41	660	509	0	.565	Kent St.	1914	90	957	1,080	0	.470
Chattanooga	1916	85	1,090	853	0	.561	Kentucky	1903	103	1,926	596	1	.764
Chicago St.	1967	40	459	656	0	.412	La Salle	1932	75	1,179	774	0	.604
Cincinnati	1902	105	1,511	863	0	.636	Lafayette	1901	96	1,171	1,028	0	.533
Citadel	1913	94	861	1,094	0	.440	Lamar	1952	55	816	675	0	.547
Clemson	1912	95	1,067	1,134	2	.485	Lehigh	1902	105	877	1,238	0	.415
Cleveland St.	1930	75	682	981	0	.410	Liberty	1973	34	471	510	0	.480
Coastal Caro.	1975	32	432	476	0	.476	Lipscomb	1937	56	1,011	499	0	.670
Colgate	1901	106	1,112	1,165	0	.488	Long Beach St.	1951	56	789	711	0	.526
Colorado	1902	103	1,085	1,011	0	.518	Long Island	1929	72	1,055	772	0	.577
Colorado St.	1902	102	1,044	1,070	0	.494	LSU	1909	98	1,329	995	0	.572
Columbia	1901	106	1,109	1,115	0	.499	Louisiana Tech	1926	79	1,117	853	0	.567
Connecticut	1901	103	1,427	811	0	.638	La.-Lafayette	1912	90	1,228	901	0	.577
Coppin St.	1965	42	644	482	0	.572	La.-Monroe	1952	55	836	650	0	.563
Cornell	1899	108	1,080	1,241	0	.465	Louisville	1912	92	1,505	806	0	.651
Creighton	1912	89	1,297	892	0	.593	Loyola (Ill.)	1914	90	1,124	971	0	.537
Dartmouth	1901	105	1,172	1,266	0	.481	Loyola (Md.)	1908	96	1,087	1,106	0	.496
Davidson	1909	97	1,166	1,080	0	.519	Loyola Marymount	1924	78	882	1,035	0	.460
Dayton	1904	101	1,355	969	0	.583	Maine	1902	91	880	947	0	.482
Delaware	1906	101	1,011	1,076	2	.484	Manhattan	1905	100	1,180	1,022	0	.536
Delaware St.	1957	49	549	721	0	.432	Marist	1967	40	548	547	0	.500
Denver	1904	102	1,106	1,114	0	.498	Marquette	1917	89	1,350	847	0	.614
DePaul	1924	83	1,312	752	0	.636	Marshall	1907	94	1,275	914	2	.582
Detroit	1906	99	1,245	995	0	.556	Maryland	1905	87	1,278	912	0	.584
Drake	1907	100	1,042	1,261	0	.452	UMBC	1971	36	408	570	0	.417
Drexel	1921	85	1,005	832	0	.547	Md.-East Shore	1955	45	542	610	0	.470
Duke	1906	101	1,796	791	0	.694	Massachusetts	1900	97	1,064	968	0	.524
Duquesne	1914	90	1,208	909	0	.571	McNeese St.	1946	61	877	717	0	.550
East Caro.	1932	74	908	911	0	.499	Memphis	1921	85	1,265	795	0	.614
East Tenn. St.	1922	77	1,024	838	0	.550	Mercer	1909	89	1,021	994	0	.507
Eastern Ill.	1909	95	1,147	1,028	0	.527	Miami (Fla.)	1927	56	777	598	0	.565
Eastern Ky.	1910	94	1,041	987	1	.513	Miami (Ohio)	1906	101	1,200	968	0	.554
Eastern Mich.	1904	99	1,042	1,049	0	.498	Michigan	1909	90	1,201	880	0	.577
Eastern Wash.	1904	98	1,231	1,016	0	.548	Michigan St.	1899	107	1,368	967	0	.586
Elon	1911	94	1,234	1,079	0	.534	Middle Tenn.	1914	83	969	908	0	.516
Evansville	1920	87	1,181	883	0	.572	Minnesota	1896	111	1,368	1,030	2	.570
Fairfield	1949	58	745	756	0	.496	Mississippi	1909	96	1,046	1,141	0	.478
Fairleigh Dickinson	1950	57	807	682	0	.542	Mississippi St.	1909	94	1,181	1,006	0	.540
Florida	1916	87	1,105	980	0	.530	Mississippi Val.	1962	38	489	565	0	.464
Florida A&M	1951	56	843	670	0	.557	Missouri	1907	100	1,388	982	0	.586
Fla. Atlantic	1989	18	176	328	0	.349	Missouri St.	1909	94	1,448	786	0	.648
Florida Int'l.	1982	25	298	405	0	.424	UMKC	1970	36	516	500	0	.508
Florida St.	1948	59	928	696	0	.571	Monmouth	1957	50	802	553	0	.592
Fordham	1903	103	1,402	1,136	0	.552	Montana	1906	98	1,236	1,092	0	.531
Fresno St.	1922	84	1,121	933	0	.546	Montana St.	1902	104	1,401	1,097	0	.561
Furman	1909	93	1,062	1,055	0	.502	Morehead St.	1930	77	944	913	0	.508
Gardner-Webb	1970	25	462	255	0	.644	Morgan St.	1948	59	627	876	0	.417
George Mason	1967	40	551	570	0	.492							

Team	First Season	Yrs.	Won	Lost	Tied	Pct.
Mt. St. Mary's	1955	52	860	580	0	.597
Murray St.	1926	81	1,344	767	0	.637
Navy	1907	100	1,222	838	0	.593
Nebraska	1897	110	1,297	1,161	0	.528
Nevada	1913	93	1,077	1,027	0	.512
UNLV	1959	48	980	403	0	.709
New Hampshire	1903	102	771	1,248	0	.382
New Mexico	1900	103	1,247	979	0	.560
New Mexico St.	1905	97	1,228	952	2	.563
New Orleans	1970	37	641	419	0	.605
Niagara	1906	100	1,279	1,018	1	.557
Nicholls St.	1964	41	481	610	0	.441
Norfolk St.	1963	43	852	374	0	.695
North Carolina	1911	96	1,883	689	0	.732
N.C. A&T	1953	54	858	608	0	.585
UNC Asheville	1965	42	591	612	0	.491
UNC Greensboro	1968	39	449	548	0	.450
North Carolina St.	1913	94	1,483	878	0	.628
UNC Wilmington	1964	43	609	572	0	.516
North Texas	1915	89	939	1,125	0	.455
Northeastern	1921	86	1,005	929	0	.520
Northern Ariz.	1910	89	978	1,014	0	.491
Northern Ill.	1955	49	599	673	0	.471
UNI	1901	101	1,050	983	0	.516
Northwestern	1905	101	879	1,306	1	.402
Northwestern St.	1966	41	513	615	0	.455
Notre Dame	1898	101	1,581	877	1	.643
Oakland	1968	39	539	532	0	.503
Ohio	1908	99	1,277	973	0	.568
Ohio St.	1899	105	1,355	953	0	.587
Oklahoma	1908	99	1,430	907	0	.612
Oklahoma St.	1908	97	1,413	989	0	.588
Old Dominion	1951	56	887	559	0	.613
Oral Roberts	1970	33	555	389	0	.588
Oregon	1903	101	1,363	1,205	0	.531
Oregon St.	1902	105	1,559	1,116	0	.583
Pacific	1911	96	1,086	1,056	0	.507
Penn.	1897	106	1,612	904	2	.641
Penn St.	1897	110	1,266	966	1	.567
Pepperdine	1939	68	1,083	835	0	.565
Pittsburgh	1906	99	1,324	1,010	0	.567
Portland	1923	81	1,012	1,073	0	.485
Portland St.	1947	45	579	579	0	.500
Prairie View	1957	46	450	778	0	.366
Princeton	1901	106	1,522	932	0	.620
Providence	1921	81	1,222	804	0	.603
Purdue	1897	108	1,491	896	0	.625
Quinnipiac	1952	55	755	691	0	.522
Radford	1975	32	504	390	0	.564
Rhode Island	1904	100	1,266	954	0	.570
Rice	1915	92	941	1,158	0	.448
Richmond	1913	94	1,136	1,013	0	.529
Rider	1928	76	970	866	0	.528
Robert Morris	1977	30	371	473	0	.440
Rutgers	1907	94	1,079	977	0	.525
Sacramento St.	1949	58	644	892	0	.419
Sacred Heart	1966	41	667	498	0	.573
St. Bonaventure	1920	86	1,133	848	0	.572
St. Francis (N.Y.)	1902	87	1,058	1,048	0	.502
St. Francis (Pa.)	1919	80	970	914	2	.515
St. John's (N.Y.)	1908	99	1,643	816	0	.668
St. Joseph's	1910	97	1,421	924	0	.606
St. Louis	1916	90	1,187	1,029	0	.536
St. Mary's (Cal.)	1910	83	1,012	1,080	0	.484
St. Peter's	1931	73	925	843	0	.523
Sam Houston St.	1918	84	1,053	967	0	.521
Samford	1902	90	947	1,122	0	.458
San Diego	1956	51	711	674	0	.513
San Diego St.	1922	85	1,138	988	0	.535
San Francisco	1924	79	1,175	803	0	.594
San Jose St.	1910	92	1,021	1,114	0	.478
Santa Clara	1905	99	1,286	894	0	.590
Savannah St.	1965	42	479	641	0	.428
Seton Hall	1904	94	1,281	899	2	.588
Siena	1939	65	898	758	0	.542
South Ala.	1969	38	609	459	0	.570
South Carolina	1909	98	1,209	1,052	1	.535
South Carolina St.	1956	51	817	588	0	.581
South Fla.	1972	35	478	513	0	.482
Southeast Mo. St.	1953	48	726	513	0	.586
Southeastern La.	1948	58	657	839	0	.439
Southern California	1907	100	1,389	1,005	0	.580

Team	First Season	Yrs.	Won	Lost	Tied	Pct.
Southern Ill.	1914	92	1,355	913	0	.597
SMU	1917	90	1,100	1,036	0	.515
Southern Miss.	1913	87	1,023	887	1	.536
Southern U.	1950	44	734	507	0	.591
Southern Utah	1969	38	560	466	0	.546
Stanford	1914	91	1,278	975	0	.567
Stephen F. Austin	1925	80	1,194	813	0	.595
Stetson	1901	90	1,090	907	0	.546
Stony Brook	1961	46	573	549	0	.511
Syracuse	1901	105	1,680	771	0	.685
Temple	1895	110	1,656	917	0	.644
Tennessee	1909	97	1,366	890	2	.605
Tennessee St.	1945	62	1,022	660	0	.608
Tennessee Tech	1925	82	939	904	1	.509
Tenn.-Martin	1952	55	614	747	0	.451
Texas	1906	100	1,507	916	0	.622
Texas A&M	1913	94	1,149	1,112	0	.508
Tex. A&M-Corp. Chris.	2000	7	108	84	0	.563
TCU	1909	95	1,023	1,168	0	.467
Texas Southern	1950	56	919	686	0	.573
Texas St.	1921	85	1,122	944	0	.543
Texas Tech	1926	81	1,200	902	0	.571
Texas-Arlington	1960	47	506	759	0	.400
UTEP	1915	85	1,147	880	0	.566
Tex.-Pan American	1953	54	692	746	0	.481
UTSA	1982	25	379	332	0	.533
Toledo	1916	91	1,249	867	0	.590
Towson	1959	48	535	694	0	.435
Troy	1951	56	892	661	0	.574
Tulane	1906	96	1,047	1,060	0	.497
Tulsa	1908	95	1,192	990	0	.546
UCLA	1920	87	1,581	707	0	.691
Utah	1909	98	1,584	814	0	.661
Utah St.	1904	100	1,309	958	0	.577
Utah Valley St.	2004	3	55	30	0	.647
Valparaiso	1918	89	1,110	1,049	0	.514
Vanderbilt	1901	104	1,356	983	0	.580
Vermont	1901	92	960	992	0	.492
Villanova	1921	86	1,431	818	0	.636
Virginia	1906	101	1,330	1,034	1	.563
VCU	1971	36	631	393	0	.616
VMI	1911	96	712	1,300	0	.354
Virginia Tech	1909	98	1,217	1,031	0	.541
Wagner	1923	69	855	878	0	.493
Wake Forest	1906	100	1,334	1,013	0	.568
Washington	1896	104	1,529	1,008	0	.603
Washington St.	1902	105	1,388	1,308	0	.515
Weber St.	1963	44	795	460	0	.633
West Virginia	1904	97	1,474	940	0	.611
Western Caro.	1929	78	1,040	981	0	.515
Western Ill.	1948	59	833	767	0	.521
Western Ky.	1915	87	1,526	753	0	.670
Western Mich.	1914	93	1,118	1,003	0	.527
Wichita St.	1906	99	1,261	1,076	0	.540
William & Mary	1906	101	1,028	1,197	0	.462
Winthrop	1979	28	450	389	0	.536
Wisconsin	1899	108	1,284	1,083	0	.542
Wis.-Green Bay	1970	37	649	426	0	.604
Wis.-Milwaukee	1897	110	1,166	1,057	1	.525
Wofford	1916	82	1,027	1,013	0	.503
Wright St.	1971	36	590	410	0	.590
Wyoming	1905	101	1,321	971	0	.576
Xavier	1920	85	1,174	868	0	.575
Yale	1896	111	1,256	1,311	1	.489
Youngstown St.	1928	76	942	917	0	.507

Note: Records are adjusted with vacated and forfeited games.

### Teams in the process of becoming Division I

Team	First Season	Yrs.	Won	Lost	Tied	Pct.
UC Davis	1911	94	928	1085	0	.461
Kennesaw St.	1986	21	352	263	0	.572
Longwood	1977	30	409	406	0	.502
NJIT	1924	75	794	630	0	.558
North Dakota St.	1898	107	1367	979	0	.583
North Fla.	1993	14	158	229	0	.408
Northern Colo.	1902	102	967	1053	0	.479
South Dakota St.	1906	98	1271	855	1	.598
Utah Valley St.	2004	3	55	30	0	.647



## Vacated and Forfeited Games

Teams	Coach	Year	Actual W-L	Adjusted W-L	Games Affected*
Alabama	Wimp Sanderson	1987	28-5	26-4	V: Tr 2-1
Arizona	Lute Olson	1999	22-7	22-6	V: Tr 0-1
Arizona St.	Bill Freider	1995	24-9	22-8	V: Tr 2-1
Austin Peay	Lake Kelly	1973	22-7	21-5	V: Tr 1-2
California	Todd Bozeman	1995	13-14	0-27	F: RS 13 wins
California	Todd Bozeman	1996	17-11	2-25	F: RS 15 wins; V: 0-1
Clemson	Cliff Ellis	1990	26-9	24-8	V: Tr 2-1
Connecticut	Jim Calhoun	1996	32-3	30-2	V: Tr 2-1
DePaul	Joey Meyer	1986	18-13	16-12	V: Tr 2-1
DePaul	Joey Meyer	1987	28-3	26-2	V: Tr 2-1
DePaul	Joey Meyer	1988	22-8	21-7	V: Tr 1-1
DePaul	Joey Meyer	1989	21-12	20-11	V: Tr 1-1
Florida	Norm Sloan	1987	23-11	21-10	V: Tr 2-1
Florida	Norm Sloan	1988	23-12	22-11	V: Tr 1-1
Fresno St.	Jerry Tarkanian	1999	21-12	1-12	V: RS 20 wins
Fresno St.	Jerry Tarkanian	2000	24-10	12-9	V: RS 12 wins, Tr 0-1
Fresno St.	Jerry Tarkanian	2001	26-7	9-7	V: RS 17 wins
Georgia	Hugh Durham	1985	22-9	21-8	V: Tr 1-1
Georgia	Jim Harrick	2002	22-10	21-9	V: Tr 1-1
Iona	Jim Valvano	1980	29-5	28-4	V: Tr 1-1
Kentucky	Eddie Sutton	1988	27-6	25-5	V: Tr 2-1
Long Beach St.	Jerry Tarkanian	1971	24-5	22-4	V: Tr 2-1
Long Beach St.	Jerry Tarkanian	1972	25-4	23-3	V: Tr 2-1
Long Beach St.	Jerry Tarkanian	1973	26-3	24-2	V: Tr 2-1
La.-Lafayette	Berly Shipley	1972	25-4	23-3	V: Tr 2-1
La.-Lafayette	Berly Shipley	1973	24-5	23-3	V: Tr 1-2
Loyola Marymount	Ron Jacobs	1980	14-14	14-13	V: Tr 0-1
Marshall	Ricky Huckabay	1987	25-6	25-5	V: Tr 0-1
Maryland	Bob Wade	1988	18-13	17-12	V: Tr 1-1
Massachusetts	John Calipari	1996	35-2	31-1	V: Tr 4-1
Memphis	Dana Kirk	1982	24-5	23-4	V: Tr 1-1
Memphis	Dana Kirk	1983	23-8	22-7	V: Tr 1-1
Memphis	Dana Kirk	1984	26-7	24-6	V: Tr 2-1
Memphis	Dana Kirk	1985	31-4	27-3	V: Tr 4-1
Memphis	Dana Kirk	1986	28-6	27-5	V: Tr 1-1
Miami (Ohio)	Jerry Pierson	1989	13-15	5-23	F: RS 8 wins
Michigan	Steve Fisher	1992	25-9	20-8	V: Tr 5-1
Michigan	Steve Fisher	1993	31-5	0-5	V: RS 26 wins, Tr 5-1
Michigan	Steve Fisher	1996	21-11	0-11	V: RS 21 wins, Tr 0-1
Michigan	Steve Fisher	1997	24-11	0-11	V: RS 24 wins
Michigan	Brian Ellerbe	1998	25-9	0-9	V: RS 24 wins, Tr 1-1
Michigan	Brian Ellerbe	1999	12-19	0-19	V: RS 12 wins
Minnesota	Bill Musselman	1972	18-7	17-6	V: Tr 1-1
Minnesota	Jim Dutcher	1977	24-3	0-27	F: RS 24 wins
Minnesota	Clem Haskins	1994	22-13	21-12	V: Tr 1-1
Minnesota	Clem Haskins	1995	19-13	19-12	V: Tr 0-1
Minnesota	Clem Haskins	1996	19-13	18-12	V: NIT 1-1
Minnesota	Clem Haskins	1997	35-5	31-4	V: Tr 4-1
Minnesota	Clem Haskins	1998	20-15	15-15	V: NIT 5-0
Missouri	Norm Stewart	1994	28-4	25-3	V: Tr 3-1
New Mexico St.	Neil McCarthy	1992	25-8	23-7	V: Tr 2-1
New Mexico St.	Neil McCarthy	1993	26-8	25-7	V: Tr 1-1
New Mexico St.	Neil McCarthy	1994	23-8	23-7	V: Tr 0-1
New Mexico St.	Neil McCarthy	1997	19-9	0-0	V: RS 19 wins
New Mexico St.	Lou Henson	1998	18-12	0-0	V: RS 18 wins
North Carolina St.	Jim Valvano	1987	20-14	20-13	V: Tr 0-1
North Carolina St.	Jim Valvano	1988	24-7	24-6	V: Tr 0-1
Ohio St.	Jim O'Brien	1999	27-9	1-1	V: RS 22-7, Tr 4-1
Ohio St.	Jim O'Brien	2000	23-7	11-3	V: RS 11-3, Tr 1-1
Ohio St.	Jim O'Brien	2001	20-11	0-0	V: RS 20-10, Tr 0-1
Ohio St.	Jim O'Brien	2002	24-8	0-0	V: RS 23-7, Tr 1-1
Oregon St.	Ralph Miller	1976	18-9	3-24	F: RS 15 wins
Oregon St.	Ralph Miller	1980	26-4	26-3	V: Tr 0-1
Oregon St.	Ralph Miller	1981	26-2	26-1	V: Tr 0-1
Oregon St.	Ralph Miller	1982	25-5	23-4	V: Tr 2-1
Purdue	Gene Keady	1996	26-6	7-23	F: RS 18 wins; V: Tr 1-1
St. Bonaventure	Jan van Breda Kolff	2002	13-14	1-14	V: RS 12 wins
St. John's (N.Y.)	Mike Jarvis	2001	14-15	5-15	V: RS 9 wins
St. John's (N.Y.)	Mike Jarvis	2002	20-12	7-11	V: RS 13 wins, Tr 0-1
St. John's (N.Y.)	Mike Jarvis	2003	21-13	1-13	V: RS 20 wins
St. John's (N.Y.)	Mike Jarvis	2004	6-21	2-21	V: RS 4 wins
St. Joseph's	Jack Ramsay	1961	25-5	22-4	V: Tr 3-1
Texas Tech	James Dickey	1996	30-2	28-1	V: Tr 2-1
UCLA	Larry Brown	1980	22-10	17-9	V: Tr 5-1
UCLA	Steve Lavin	1999	22-9	22-8	V: Tr 0-1
Villanova	Jack Kraft	1971	27-7	23-6	V: Tr 4-1
Western Ky.	Johnny Oldham	1971	24-6	20-5	V: Tr 4-1

\*F=Forfeited, V=Vacated.

\*NIT=National Invitational Tournament, RS=Regular Season, Tr=NCAA Tournament.

# Winningest Teams by Decade

## 1930-39

Rk.	Team	Won	Lost	Pct.
1.	Long Island	198	38	.839
2.	Kentucky	162	34	.827
3.	St. John's (N.Y.)	181	40	.819
4.	Kansas	153	37	.805
5.	Syracuse	143	37	.794
6.	Purdue	148	39	.791
7.	Western Ky.	197	52	.791
8.	Rhode Island	142	39	.785
9.	Notre Dame	170	49	.776
10.	CCNY	120	35	.774
11.	Washington	206	63	.766
12.	DePaul	142	44	.763
13.	Arkansas	167	57	.746
14.	Duquesne	143	50	.741
15.	Wyoming	147	52	.739
16.	Navy	108	40	.730
17.	North Carolina	163	61	.728
18.	George Washington	129	50	.721
19.	New York U.	124	49	.717
20.	Western Mich.	123	50	.711

## 1940-49

Rk.	Team	Won	Lost	Pct.
1.	Kentucky	239	42	.851
2.	Oklahoma St.	237	55	.812
3.	Rhode Island	178	44	.802
4.	Eastern Ky.	145	40	.784
5.	Western Ky.	222	66	.771
6.	Tennessee	152	46	.768
7.	Bowling Green	204	66	.756
8.	Notre Dame	162	55	.747
9.	Toledo	176	65	.730
10.	St. John's (N.Y.)	162	60	.730
11.	North Carolina	196	75	.723
12.	West Virginia	157	59	.727
13.	Illinois	150	57	.725
14.	DePaul	180	69	.723
15.	Bradley	144	56	.720
16.	New York U.	150	60	.714
17.	Utah	159	68	.700
18.	Wyoming	163	70	.700
19.	Texas	168	73	.697
20.	CCNY	133	62	.682
<b>Played only seven seasons:</b>				
	Seton Hall	128	22	.853
	Duquesne	118	32	.787
	George Washington	117	47	.713

## 1950-59

Rk.	Team	Won	Lost	Pct.
1.	Kentucky	224	33	.872
2.	North Carolina St.	240	65	.787
3.	Seattle	233	69	.772
4.	La Salle	209	65	.763
5.	Dayton	228	71	.763
6.	Holy Cross	199	65	.754
7.	Kansas St.	179	63	.740
8.	Connecticut	187	67	.736
9.	West Virginia	205	74	.735
10.	Louisville	202	77	.724
11.	Illinois	165	64	.721
12.	Western Ky.	205	82	.714
13.	UCLA	193	78	.712
14.	Duquesne	187	76	.711
15.	Kansas	171	74	.698
16.	St. John's (N.Y.)	176	77	.696
17.	Cincinnati	175	80	.686
18.	Oklahoma St.	192	88	.686
19.	Lafayette	171	81	.679
20.	St. Louis	185	88	.678

## 1960-69

Rk.	Team	Won	Lost	Pct.
1.	UCLA	234	52	.818
2.	Cincinnati	214	63	.773
3.	Providence	204	64	.761
4.	Duke	213	67	.761
5.	Kentucky	197	69	.741
6.	Ohio St.	188	69	.732
7.	St. Joseph's	201	74	.731
8.	Dayton	207	77	.729
9.	Bradley	197	74	.727
10.	Princeton	188	71	.726
11.	Vanderbilt	182	69	.725
12.	North Carolina	184	72	.719
13.	St. Bonaventure	172	69	.714
14.	Villanova	193	79	.710
15.	Houston	198	82	.707
16.	St. John's (N.Y.)	185	79	.701
17.	Miami (Fla.)	183	82	.691
18.	West Virginia	197	89	.689
19.	Temple	183	83	.688
20.	UTEP	177	81	.686
<b>Played only seven seasons:</b>				
	Weber St.	147	36	.803

## 1970-79

Rk.	Team	Won	Lost	Pct.
1.	UCLA	273	27	.910
2.	Marquette	251	41	.860
3.	Penn.	223	56	.799
4.	North Carolina	239	65	.786
5.	Kentucky	223	69	.764
6.	Louisville	224	70	.762
7.	Syracuse	213	69	.755
8.	Long Beach St.	209	71	.746
9.	Indiana	208	75	.735
10.	Florida St.	201	74	.731
11.	UNLV	203	78	.722
12.	North Carolina St.	208	80	.722
13.	San Francisco	202	79	.719
14.	Houston	210	84	.714
15.	Providence	209	84	.713
16.	South Carolina	198	80	.712
17.	St. John's (N.Y.)	205	85	.707
18.	Maryland	199	85	.701
19.	Rutgers	193	84	.697
20.	Notre Dame	202	89	.694
<b>Played only eight seasons:</b>				
	Oral Roberts	161	59	.732

## 1980-89

Rk.	Team	Won	Lost	Pct.
1.	North Carolina	281	63	.817
2.	UNLV	271	65	.807
3.	Georgetown	269	69	.796
4.	DePaul	235	67	.778
5.	Temple	225	78	.743
6.	Syracuse	243	87	.736
7.	UTEP	227	82	.735
8.	Oklahoma	245	90	.731
9.	Kentucky	233	86	.730
10.	St. John's (N.Y.)	228	85	.728
11.	Indiana	228	86	.726
12.	Oregon St.	212	80	.726
13.	Louisville	250	96	.723
14.	Illinois	233	90	.721
15.	Memphis	225	89	.717
16.	Northeastern	213	86	.712
17.	Chattanooga	215	89	.707
18.	Arkansas	218	92	.703
19.	Missouri	227	99	.696
20.	West Virginia	217	95	.696

**1990-99**

Rk.	Team	Won	Lost	Pct.
1.	Kansas	286	60	.827
2.	Kentucky	282	63	.817
3.	Arizona	256	67	.793
4.	Duke	271	78	.777
5.	North Carolina	270	78	.776
6.	Connecticut	259	75	.775
7.	Utah	250	76	.767
8.	Princeton	210	66	.761
9.	Arkansas	260	83	.758
10.	UCLA	240	79	.752
11.	Cincinnati	246	83	.748
12.	Xavier	217	86	.716
13.	Syracuse	232	92	.716
14.	Massachusetts	237	94	.716
15.	Murray St.	219	88	.713
16.	Indiana	229	94	.709
17.	New Mexico St.	219	91	.706
18.	Wis.-Green Bay	211	90	.701
19.	Purdue	222	96	.698
20.	New Mexico	224	97	.698
<b>Played only eight seasons:</b>				
	Col. of Charleston	191	42	.820

**2000-05**

Rk.	Team	Won	Lost	Pct.
1.	Duke	211	36	.854
2.	Gonzaga	188	41	.821
3.	Illinois	189	50	.791
4.	Utah St.	175	50	.778
5.	Kansas	185	53	.777
6.	Oklahoma	176	54	.765
7.	Connecticut	181	57	.761
8.	Florida	177	57	.756
9.	Kentucky	178	58	.754
10.	Stanford	166	55	.751
11.	Arizona	177	59	.750
12.	Cincinnati	173	58	.749
13.	Syracuse	177	60	.747
14.	Texas	172	63	.732
15.	Pittsburgh	165	62	.727
16.	Oklahoma St.	166	63	.725
17.	Creighton	162	62	.723
18.	Kent St.	165	65	.717
19.	Michigan St.	167	68	.711
20.	Southern Ill.	162	66	.711

**Winningest Teams Over Periods of Time**

**Victories Over a Two-Year Period**

Team	First Year	Last Year	Won	Lost
Montana St.	1928	1929	72	4
Kentucky	1947	1948	70	6
UNLV	1986	1987	70	7
Kentucky	1997	1998	70	9
Georgetown	1984	1985	69	6
UNLV	1990	1991	69	6
Kansas	1997	1998	69	6
Duke	1998	1999	69	6
Kentucky	1996	1997	69	7
Kentucky	1948	1949	68	5
Connecticut	1998	1999	66	7
Duke	1999	2000	66	7
Duke	2001	2002	66	8
Montana St.	1927	1928	66	9
Duke	1991	1992	66	9
Oklahoma	1988	1989	65	10
Michigan St.	1999	2000	65	12
UNLV	1987	1988	65	8
Temple	1987	1988	64	6
Arizona	1988	1989	64	7
Massachusetts	1995	1996	64	7
Arkansas	1990	1991	64	9
Duke	2000	2001	64	9
Bradley	1950	1951	64	11
UNLV	1989	1990	64	13

**Victories Over a Three-Year Period**

Team	First Year	Last Year	Won	Lost
Kentucky	1996	1998	104	11
Kentucky	1947	1949	102	8
Montana St.	1927	1929	102	11
Duke	1999	2001	101	11
Kentucky	1946	1948	98	8
Kansas	1996	1998	98	11
Duke	1998	2000	98	11
UNLV	1985	1987	98	11
UNLV	1986	1988	98	13
UNLV	1989	1991	98	14
Kentucky	1997	1999	98	18
Kentucky	1995	1997	97	12

Team	First Year	Last Year	Won	Lost
UNLV	1990	1992	95	8
Duke	2000	2002	95	13
Duke	1990	1992	95	18
UNLV	1987	1989	94	16
Kentucky	1948	1950	93	10
Montana St.	1928	1930	93	14
Georgetown	1984	1986	93	14
Duke	1997	1999	93	15
Michigan St.	1999	2001	93	17
Massachusetts	1994	1996	92	14
Oklahoma	1988	1990	92	15
Duke	2001	2003	92	15
Kansas	1997	1999	92	16
UNLV	1988	1990	92	19

**Victories Over a Four-Year Period**

Team	First Year	Last Year	Won	Lost
Duke	1998	2001	133	15
Duke	1999	2002	132	15
Kentucky	1995	1998	132	16
Kentucky	1996	1999	132	20
Kentucky	1946	1949	130	10
UNLV	1987	1990	129	21
Kentucky	1947	1950	127	13
UNLV	1984	1987	127	17
UNLV	1986	1989	127	21
UNLV	1985	1988	126	17
UNLV	1988	1991	126	20
Kentucky	1948	1951	125	12
UNLV	1989	1992	124	16
Kentucky	1994	1997	124	19
Kansas	1995	1998	123	17
Montana St.	1927	1930	123	21
Duke	2001	2004	123	21
Duke	1989	1992	123	26
Georgetown	1984	1987	122	19
Duke	1997	2000	122	20
Montana St.	1926	1929	122	23
Duke	2000	2003	121	20
Kansas	1996	1999	121	21
Georgetown	1982	1985	121	23
Kentucky	1997	2000	121	28



### Winning Percentage Over a Two-Year Period

(Minimum 40 games)

Team	First Year	Last Year	Won	Lost	Pct.
UCLA	1972	1973	60	0	1.000
Indiana	1975	1976	63	1	.984
UCLA	1967	1968	59	1	.983
UCLA	1971	1972	59	1	.983
North Carolina St.	1973	1974	57	1	.983
North Carolina	1923	1924	41	1	.976
UCLA	1964	1965	58	2	.967
UCLA	1968	1969	58	2	.967
Long Island	1935	1936	49	2	.961
St. John's (N.Y.)	1930	1931	46	2	.958
UNLV	1991	1992	60	3	.952
Seton Hall	1940	1941	39	2	.951
Arkansas	1928	1929	38	2	.950
Notre Dame	1926	1927	38	2	.950
UCLA	1969	1970	57	3	.950
UCLA	1970	1971	57	3	.950
Alcorn St.	1978	1979	56	3	.949
Montana St.	1928	1929	72	4	.947
Long Island	1936	1937	53	3	.946
Penn.	1970	1971	53	3	.946
Ohio St.	1961	1962	53	3	.946
Long Island	1934	1935	50	3	.943
Kentucky	1954	1955	48	3	.941
St. John's (N.Y.)	1929	1930	46	3	.939
Penn.	1920	1921	43	3	.935

### Winning Percentage Over a Three-Year Period

(Minimum 60 games)

Team	First Year	Last Year	Won	Lost	Pct.
UCLA	1971	1973	89	1	.989
UCLA	1967	1969	88	2	.978
UCLA	1970	1972	87	3	.967
Long Island	1934	1936	75	3	.962
UCLA	1968	1970	86	4	.956
UCLA	1969	1971	86	4	.956
UCLA	1972	1974	86	4	.956
St. John's (N.Y.)	1929	1931	67	4	.944
Long Island	1935	1937	77	5	.939
Penn.	1919	1921	58	4	.935
Indiana	1974	1976	86	6	.935
Ohio St.	1960	1962	78	6	.929
Penn.	1970	1972	78	6	.929

Team	First Year	Last Year	Won	Lost	Pct.
Kentucky	1947	1949	102	8	.927
Kentucky	1946	1948	98	8	.925
Kentucky	1951	1953	61	5	.924
Cincinnati	1960	1962	84	7	.923
UCLA	1973	1975	84	7	.923
UNLV	1990	1992	95	8	.922
Cincinnati	1961	1963	82	7	.921
North Carolina St.	1973	1975	79	7	.919
DePaul	1980	1982	79	7	.917
Arkansas	1926	1928	56	5	.918
Penn.	1920	1922	67	6	.918
St. John's (N.Y.)	1930	1932	66	6	.917
Seton Hall	1940	1942	55	5	.917
Kentucky	1949	1951	89	9	.908
Marquette	1970	1972	79	8	.908
Kentucky	1996	1998	104	11	.904
Kentucky	1945	1947	84	9	.903

### Winning Percentage Over a Four-Year Period

(Minimum 80 games)

Team	First Year	Last Year	Won	Lost	Pct.
UCLA	1970	1973	117	3	.975
UCLA	1967	1970	116	4	.967
UCLA	1969	1972	116	4	.967
UCLA	1968	1971	115	5	.958
UCLA	1971	1974	115	5	.958
Kentucky	1951	1954	86	5	.945
Long Island	1934	1937	103	6	.945
UCLA	1972	1975	114	7	.942
Kentucky	1946	1949	130	10	.929
Kentucky	1952	1955	77	6	.928
Penn.	1918	1921	76	6	.927
Arkansas	1926	1929	75	6	.929
Long Island	1936	1939	99	8	.925
Cincinnati	1960	1963	110	9	.924
Penn.	1919	1922	82	7	.921
St. John's (N.Y.)	1929	1932	89	8	.918
St. John's (N.Y.)	1928	1931	85	8	.914
UCLA	1964	1967	106	10	.914
UCLA	1966	1969	106	10	.914
Kentucky	1948	1951	125	12	.912
Long Island	1939	1942	92	9	.911
UCLA	1973	1976	112	11	.911
Long Island	1935	1938	100	10	.909
Kentucky	1945	1948	120	12	.909
Cincinnati	1959	1962	110	11	.909

## Winning Streaks

### Full Season

Wins	Team	Seasons	Ended By	Score
88	UCLA	1971-74	Notre Dame	71-70
60	San Francisco	1955-57	Illinois	62-33
47	UCLA	1966-68	Houston	71-69
45	UNLV	1990-91	Duke	79-77
44	Texas	1913-17	Rice	24-18
43	Seton Hall	1939-41	Long Island	49-26
43	Long Island	1935-37	Stanford	45-31
41	UCLA	1968-69	Southern California	46-44
39	Marquette	1970-71	Ohio St.	60-59
37	Cincinnati	1962-63	Wichita St.	65-64
37	North Carolina	1957-58	West Virginia	75-64
36	North Carolina St.	1974-75	Wake Forest	83-78
35	Arkansas	1927-29	Texas	26-25

### Regular Season

(Does not include national postseason tournaments)

Wins	Team	Seasons	Ended By	Score
76	UCLA	1971-74	Notre Dame	71-70
57	Indiana	1975-77	Toledo	59-57
56	Marquette	1970-72	Detroit	70-49
54	Kentucky	1952-55	Georgia Tech	59-58
51	San Francisco	1955-57	Illinois	62-33
48	Penn.	1970-72	Temple	57-52
47	Ohio St.	1960-62	Wisconsin	86-67
44	Texas	1913-17	Rice	24-18
43	UCLA	1966-68	Houston	71-69
43	Long Island	1935-37	Stanford	45-31
42	Seton Hall	1939-41	Long Island	49-26

**Home Court**

Wins	Team	Seasons	Ended By	Score
129	Kentucky	1943-55	Georgia Tech	59-58
99	St. Bonaventure	1948-61	Niagara	87-77
98	UCLA	1970-76	Oregon	65-45
86	Cincinnati	1957-64	Bradley	87-77
81	Arizona	1945-51	Kansas St.	76-57
81	Marquette	1967-73	Notre Dame	71-69
80	Lamar	1978-84	Louisiana Tech	68-65
75	Long Beach St.	1968-74	San Francisco	94-84
72	UNLV	1974-78	New Mexico	102-98
71	Arizona	1987-92	UCLA	89-87
68	Cincinnati	1972-78	Georgia Tech	59-56
67	Western Ky.	1949-55	Xavier	(ot) 82-80

**Current Home Court**

40	Gonzaga	11	Murray St.
19	Connecticut	11	Northwestern St.
18	Akron	11	Oral Roberts
17	Air Force	11	Texas
17	Iowa	10	Bucknell
15	George Washington	10	Butler
14	Brigham Young	10	IUPUI
13	Memphis	10	Southern U.
13	UAB	10	Western Ky.
12	George Mason		

**Rivalries**

**Consecutive Years**

Years	Opponents	First Year	Last Year
105	Columbia vs. Yale	1902	2006
105	Princeton vs. Yale	1902	2006
104	Penn vs. Princeton	1903	2006
103	Columbia vs. Penn	1904	2006
103	Cornell vs. Penn	1904	2006
102	Maine vs. New Hampshire	1905	2006
101	Idaho vs. Washington St.	1906	2006
100	Kansas vs. Kansas St.	1907	2006
100	Kansas vs. Missouri	1907	2006
99	Kansas St. vs. Nebraska	1908	2006

**Games Played**

Games	Opponents	First Year	Last Year
325	Oregon vs. Oregon St.	1903	2006
278	Oregon vs. Washington	1904	2006
277	Oregon St. vs. Washington	1904	2006
272	Oregon St. vs. Washington St.	1907	2006
268	Oregon vs. Washington St.	1908	2006
260	Washington vs. Washington St.	1910	2006
259	Kansas vs. Kansas St.	1907	2006
254	Kansas vs. Missouri	1907	2006
247	California vs. Stanford	1912	2006
240	Brigham Young vs. Utah	1909	2006

**Victories for One Opponent**

W-L	Opponents	First Year	Last Year
180-145	Oregon St. vs. Oregon	1903	2006
178-100	Washington vs. Oregon	1904	2006
170-89	Kansas vs. Kansas St.	1907	2006
167-93	Washington vs. Washington St.	1910	2006
162-93	Kansas vs. Missouri	1907	2006
161-111	Oregon St. vs. Washington St.	1909	2006
160-58	Kansas vs. Iowa St.	1908	2006
159-71	Kansas vs. Nebraska	1900	2006
153-107	Washington St. vs. Idaho	1906	2006
152-116	Oregon vs. Washington St.	1908	2006

**Consecutive Victories**

Won	Opponents	First Year	Last Year
52	UCLA vs. California	1961	1985
41	Southern California vs. UCLA	1932	1943
40	Syracuse vs. Colgate	1963	↑2006
39	Kentucky vs. Mississippi	1929	1972
39	Rhode Island vs. Maine	1924	1952

Won	Opponents	First Year	Last Year
38	Arizona vs. Washington St.	1986	2004
38	Providence vs. Brown	1959	1978
35	Connecticut vs. New Hampshire	1939	1961
35	South Carolina vs. Citadel	1945	1988
34	Marquette vs. Wis.-Milwaukee	1917	↑1999

*†active streak*

**Current Consecutive Victories**

Won	Opponents	First Year	Last Year
40	Syracuse vs. Colgate	1963	2006
34	Marquette vs. Wis.-Milwaukee	1917	1999
33	North Carolina vs. VMI	1922	1997
29	Pittsburgh vs. St. Francis (Pa.)	1973	2005
29	Syracuse vs. Cornell	1969	2006
25	Kentucky vs. Xavier	1942	1968

**Consecutive Home Victories**

Won	Opponents	First Year	Last Year
52	Princeton vs. Brown	1929	2002
52	North Carolina vs. Clemson	1926	↑2006
47	UCLA vs. Washington St.	1950	2003
41	Kentucky vs. Mississippi	1929	1996
37	Southern California vs. UCLA	1932	1944
34	Kentucky vs. Georgia	1930	1984
33	Rhode Island vs. Northeastern	1917	1988
33	Indiana vs. Northwestern	1969	↑2006
32	Rhode Island vs. New Hampshire	1937	1973
32	UCLA vs. California	1961	1989

*†active streak*

**Current Consecutive Home Victories**

Won	Opponents	First Year	Last Year
52	North Carolina vs. Clemson	1926	2006
33	Indiana vs. Northwestern	1969	2006
31	Marquette vs. Wis.-Milwaukee	1920	1999
20	Oklahoma St. vs. Drake	1931	1958
19	Pittsburgh vs. St. Francis (Pa.)	1973	2005

**Victories for One Opponent in One Year**

W-L	Opponents	Year
5-0	Kansas vs. Nebraska	1909
5-0	Kansas vs. Kansas St.	1935
4-0	by many	

# Associated Press (A.P.) Poll Records

## Full Season at No. 1

1956, San Francisco, 14 weeks  
 1960, Cincinnati, 12 weeks  
 1961, Ohio St., 13 weeks  
 1962, Ohio St., 14 weeks  
 1963, Cincinnati, 16 weeks  
 1967, UCLA, 15 weeks  
 1969, UCLA, 15 weeks  
 1972, UCLA, 16 weeks  
 1973, UCLA, 16 weeks  
 1976, Indiana, 17 weeks  
 1991, UNLV, 17 weeks  
 1992, Duke, 18 weeks

## Most Consecutive Weeks at No. 1

46, UCLA, Feb. 9, 1971 to Jan. 15, 1974  
 27, Ohio St., Dec. 13, 1960 to March 13, 1962  
 23, UCLA, Preseason Nov. 1966 to Jan. 16, 1968  
 19, San Francisco, Feb. 8, 1955 to March 6, 1956  
 18, Duke, Preseason Nov. 1991 to March 16, 1992  
 17, Indiana, Preseason Nov. 1975 to March 16, 1976  
 17, UNLV, Preseason Nov. 1990 to March 12, 1991  
 16, Cincinnati, Preseason Nov. 1962 to March 12, 1963  
 15, UCLA, Preseason Nov. 1968 to March 4, 1969  
 15, North Carolina, Dec. 6, 1983 to March 13, 1984  
 15, Kansas, Dec. 3, 1996 to March 11, 1997  
 15, Illinois, Dec. 7, 2004 to March 15, 2005

## Preseason No. 1 to not Ranked No. 1 the Rest of the Season

1970, South Carolina  
 1978, North Carolina  
 1981, Kentucky  
 1986, Georgia Tech  
 1988, Syracuse  
 1990, UNLV  
 2000, Connecticut

## Biggest Jump to No. 1 from Previous Week

8th, West Virginia, Dec. 17 to Dec. 24, 1957  
 6th, Duke, Dec. 7 to Dec. 14, 1965  
 6th, Kansas, Nov. 25 to Dec. 2, 2003  
 5th, Holy Cross, Jan. 10 to Jan. 17, 1950  
 5th, Kansas St., Dec. 23 to Dec. 30, 1952  
 5th, Indiana, Dec. 21 to Dec. 28, 1982  
 5th, UCLA, Jan. 11 to Jan. 18, 1983  
 5th, Temple, Feb. 2 to Feb. 9, 1988  
 5th, Oklahoma, Feb. 7 to Feb. 14, 1989  
 5th, Oklahoma, Feb. 27 to March 6, 1990  
 5th, Illinois, Nov. 30 to Dec. 7, 2004

## Biggest Jump from Not Ranked the Previous Week

(at least 20 ranked)

4th, Kansas, Preseason to Nov. 27, 1989  
 5th, St. Louis, Dec. 26, 1950 to Jan. 3, 1951  
 5th, Cincinnati, Jan. 31 to Feb. 7, 1961  
 6th, Notre Dame, Jan. 12 to Jan. 19, 1954  
 6th, Missouri, Dec. 7 to Dec. 14, 1954  
 6th, Maryland, Dec. 10 to Dec. 17, 1957  
 6th, Oklahoma St., Jan. 21 to Jan. 28, 1958  
 7th, Bradley, March 9 to March 23, 1954  
 7th, Oklahoma City, Jan. 14 to Jan. 21, 1958  
 7th, Iowa, Dec. 27, 1960, to Jan. 3, 1961  
 7th, Wake Forest, Jan. 30 to Feb. 6, 1976  
 7th, North Carolina St., Preseason to Nov. 29, 1983

## Biggest Jump from Not Ranked the Previous Week

(at least 25 ranked)

4th, Kansas, Preseason to Nov. 27, 1989  
 8th, Arizona, Preseason to Nov. 20, 2001  
 10th, Notre Dame, Dec. 3 to Dec. 10, 2002  
 12th, Arizona St., Nov. 21 to Nov. 28, 1994  
 12th, Duke, Nov. 20 to Nov. 27, 1995  
 12th, North Carolina, Nov. 26 to Dec. 3, 2002  
 13th, Wake Forest, Jan. 25 to Feb. 1, 1993  
 13th, Oregon, Jan. 29 to Feb. 5, 2002  
 13th, Georgia Tech, Nov. 25 to Dec. 2, 2003  
 14th, Iowa, Jan. 9 to Jan. 16, 2001  
 14th, Pittsburgh, Feb. 5 to Feb. 12, 2002  
 14th, Florida, Nov. 15 to Nov. 22, 2005

## Biggest Drop from No. 1 from Previous Week

15th, Florida, Dec. 9 to Dec. 15, 2003  
 9th, UNLV, Feb. 22 to March 1, 1983  
 8th, UCLA, Dec. 7 to Dec. 14, 1965  
 8th, South Carolina, Preseason Nov. to Dec. 9, 1969  
 8th, Duke, Jan. 17 to Jan. 24, 1989  
 8th, Connecticut, Preseason Nov. to Nov. 16, 1999  
 7th, St. John (N.Y.), Dec. 18 to Dec. 26, 1951  
 7th, UCLA, Jan. 25 to Feb. 1, 1983  
 7th, Cincinnati, March 7 to March 14, 2000  
 6th, Michigan St., Jan. 9 to Jan. 16, 1979  
 6th, Memphis, Jan. 11 to Jan. 18, 1983  
 6th, UNLV, Preseason Nov. 1989 to Nov. 27, 1989  
 6th, Syracuse, Jan. 2 to Jan. 9, 1990  
 6th, Michigan, Nov. 30 to Dec. 7, 1992  
 6th, Kentucky, Nov. 29 to Dec. 6, 1993  
 6th, Wake Forest, Nov. 30 to Dec. 7, 2004

## Biggest Drop to Not Ranked from the Previous Week

(at least 20 ranked)

2nd, Louisville, Preseason to Dec. 2, 1986  
 4th, Indiana, Dec. 27, 1960, to Jan. 3, 1961  
 5th, Kansas, Dec. 8 to Dec. 15, 1953  
 6th, Iowa, Dec. 27, 1955, to Jan. 3, 1956  
 6th, Louisville, Preseason to Nov. 29, 1983  
 7th, Indiana, Dec. 14 to Dec. 21, 1954  
 7th, Missouri, Dec. 21 to Dec. 28, 1954  
 7th, Utah, Dec. 27, 1955, to Jan. 3, 1956  
 7th, Kansas, Dec. 9 to Dec. 16, 1958  
 7th, Duquesne, Dec. 9 to Dec. 16, 1969  
 7th, Ohio St., Dec. 16 to Dec. 23, 1980

## Biggest Drop to Not Ranked from the Previous Week

(at least 25 ranked)

11th, Indiana, Dec. 21 to Dec. 28, 1994  
 13th, Stanford, Nov. 13 to Nov. 22, 2005  
 13th, West Virginia, Nov. 22 to Nov. 29, 2005  
 14th, UCLA, Nov. 26 to Dec. 3, 2002  
 15th, St. John's (N.Y.), Nov. 15 to Nov. 23, 1999  
 15th, UCLA, Nov. 21 to Nov. 28, 2000  
 15th, St. Joseph's, Dec. 18 to Dec. 25, 2001  
 16th, Oklahoma, Feb. 1 to Feb. 8, 1993  
 16th, Duke, Jan. 9 to Jan. 16, 1995  
 16th, Minnesota, Dec. 19 to Dec. 26, 1994  
 16th, Arkansas, Preseason to Nov. 20, 1995  
 16th, Temple, Dec. 8 to Dec. 15, 1998



## Lowest Ranking to Rise to No. 1 during the Season

(does not include 1962-69 when only 10 ranked)

NR, Indiana St., Dec. 5, 1978 to Feb. 13, 1979 (only 20 ranked)  
 21st, Stanford, Dec. 2, 2003 to Feb. 17, 2004  
 20th, UNLV, Preseason Nov. 1982 to Feb. 15, 1983  
 20th, Kentucky, Dec. 31, 2002 to March 18, 2003  
 19th, Indiana, Dec. 16, 1952 to March 3, 1953  
 19th, Houston, Jan. 4 to March 1, 1983  
 19th, Connecticut, Preseason Nov. 1994 to Feb. 13, 1995  
 18th, North Carolina, Jan. 4 to Feb. 1, 1983  
 18th, Duke, Nov. 16, 1999 to March 14, 2000  
 17th, San Francisco, Dec. 21, 1954 to Feb. 8, 1955  
 17th, Arizona, Preseason Nov. to Dec. 22, 1987  
 17th, Oklahoma, Nov. 27, 1989 to March 6, 1990  
 17th, UCLA, Jan. 24 to March 17, 1994  
 17th, St. Joseph's, Preseason Nov. 2003 to March 9, 2004

## Lowest Ranking to Drop from No. 1 during the Season

(does not include 1962-69 when only 10 ranked)

NR, St. John's (N.Y.), Dec. 18, 1951 to Jan. 15, 1952 (only 20 ranked)  
 NR, Duke, Jan. 8 to Feb. 26, 1980 (only 20 ranked)  
 NR, Alabama, Dec. 31, 2002 to Feb. 11, 2003  
 NR, Florida, Dec. 9, 2003 to Feb. 17, 2004  
 24th, Connecticut, Preseason Nov. 1999 to Feb. 29, 2000  
 21st, Arizona, Nov. 21, 2000 to Jan. 9, 2001  
 21st, Kansas, Dec. 2, 2003 to Feb. 17, 2004  
 20th, Indiana, Dec. 11, 1979 to Feb. 5, 1980  
 17th, Memphis, Jan. 11 to March 1, 1983  
 17th, Syracuse, Preseason Nov. 1987 to Jan. 26, 1988

## Most Teams at No. 1 in One Season

7, 1983 (Houston, Indiana, Memphis, UNLV, North Carolina, UCLA and Virginia)  
 6, 1993 (Duke, Indiana, Kansas, Kentucky, Michigan and North Carolina)  
 6, 1994 (Arkansas, Duke, Kansas, Kentucky, North Carolina and UCLA)  
 6, 1995 (Arkansas, Connecticut, Kansas, Massachusetts, North Carolina and UCLA)  
 6, 2004 (Connecticut, Duke, Florida, Kansas, St. Joseph's and Stanford)  
 5, 1979 (Duke, Indiana, Michigan St., Notre Dame and UCLA)  
 5, 1990 (Kansas, Missouri, UNLV, Oklahoma and Syracuse)  
 5, 2001 (Arizona, Duke, Michigan St., North Carolina and Stanford)  
 5, 2003 (Alabama, Arizona, Duke, Florida and Kentucky)  
 4, eight tied

## Most Consecutive Weeks with a Different No. 1

7, Jan. 3 to Feb. 14, 1994 (in order: Arkansas, North Carolina, Kansas, UCLA, Duke, North Carolina and Arkansas)  
 5, Jan. 17 to Feb. 14, 1989 (in order: Duke, Illinois, Oklahoma, Arizona and Oklahoma)  
 5, Feb. 6 to March 6, 1990 (in order: Missouri, Kansas, Missouri, Kansas and Oklahoma)  
 5, Jan. 30 to Feb. 27, 1995 (in order: Massachusetts, North Carolina, Connecticut, Kansas and UCLA)  
 4, Dec. 11, 1951 to Jan. 2, 1952 [in order: Kentucky, St. John's (N.Y.), Kentucky and Kansas]  
 4, Feb. 17 to March 10, 1970 (in order: UCLA, Kentucky, UCLA and Kentucky)  
 4, Feb. 7 to Feb. 28, 1978 (in order: Kentucky, Arkansas, Marquette and Kentucky)  
 4, Feb. 6 to Feb. 27, 1979 (in order: Notre Dame, Indiana St., UCLA and Indiana St.)  
 4, Jan. 13 to Feb. 3, 1987 (in order: UNLV, Iowa, North Carolina and UNLV)  
 4, Nov. 25 to Dec. 16, 2003 (in order: Connecticut, Kansas, Florida and Connecticut)

## Most Times No. 1 Defeated in a Season

10, 1993-94  
 9, 2003-04  
 8, 1978-79  
 8, 1982-83  
 8, 1989-90  
 7, 1987-88  
 7, 1988-89  
 7, 1992-93  
 7, 1997-98  
 7, 1999-2000  
 7, 2002-03

## Largest Point Margin in Defeating No. 1

41, No. 2 Kentucky (81) vs. No. 1 St. John's (N.Y.), Lexington, KY, Dec. 17, 1951  
 32, No. 2 UCLA (101) vs. No. 1 Houston (69), Los Angeles (NSF), March 22, 1968  
 24, No. 3 Massachusetts (104) vs. No. 1 Arkansas (80), Springfield, MA, Nov. 25, 1994  
 24, No. 2 North Carolina (97) vs. No. 1 Duke (73), Chapel Hill, NC, Feb. 5, 1998  
 23, No. 15 Villanova (96) vs. No. 1 Connecticut (73), Storrs, CT, Feb. 18, 1995  
 22, Tied No. 5 Oklahoma (100) vs. No. 1 Kansas (78), Norman, OK, Feb. 27, 1990  
 20, No. 5 Arizona St. (87) vs. No. 1 Oregon St. (67), Corvallis, OR, March 7, 1981  
 20, No. 13 North Carolina (91) vs. No. 1 Duke (71), Durham, NC, Jan. 18, 1989  
 20, No. 17 Georgia Tech (89) vs. No. 1 North Carolina (69), Atlanta, Jan. 12, 1994  
 20, NR Xavier (87) vs. No. 1 St. Joseph's (67), Dayton, OH, March 11, 2004

## Largest Point Margin for an Unranked Opponent Defeating No. 1

20, Xavier (87) vs. St. Joseph's (67), Dayton, OH, March 11, 2004  
 19, Wisconsin (86) vs. Ohio St. (67), Madison, WI, March 3, 1962  
 19, Villanova (93) vs. Syracuse (74), Syracuse, NY, Jan. 6, 1990  
 18, Maryland (69) vs. North Carolina (51), College Park, MD, Feb. 21, 1959  
 16, Alabama (78) vs. Kentucky (62), Tuscaloosa, AL, Jan. 23, 1978  
 16, Nebraska (67) vs. Missouri (51), Columbia, MO, Feb. 6, 1982  
 16, Georgia Tech (77) vs. Connecticut (61), New York, Nov. 26, 2003  
 15, Vanderbilt (101) vs. Kentucky (86), Nashville, TN, Jan. 13, 1993  
 15, Long Beach St. (64) vs. Kansas (49), Lawrence, KS, Jan. 25, 1993  
 15, California (85) vs. UCLA (70), Oakland, CA, Jan. 30, 1994

## Most Weeks at No. 1 - All-Time

(Complete List)

128, UCLA, 1964-95  
 110, Duke, 1966-2006  
 84, North Carolina, 1957-2001  
 80, Kentucky, 1949-2003  
 45, Cincinnati, 1959-2000  
 44, Indiana, 1953-93  
 42, Kansas, 1952-2005  
 32, UNLV, 1983-91  
 29, Arizona, 1988-2003  
 28, San Francisco, 1955-77  
 27, Ohio St., 1961-62  
 24, Connecticut, 1995-2006  
 21, Michigan, 1965-93  
 17, Illinois, 1952-2005  
 16, Kansas St., 1952-59  
 16, Stanford, 2000-04  
 15, DePaul, 1980-81  
 15, Massachusetts, 1995-96  
 13, North Carolina St., 1975  
 12, Arkansas, 1978-95  
 12, Georgetown, 1985  
 12, Virginia, 1981-83  
 11, Houston, 1968-83  
 8, St. John's (N.Y.), 1950-85  
 8, West Virginia, 1958  
 7, Syracuse, 1988-90  
 6, Missouri, 1982-90  
 6, Seton Hall, 1953  
 6, Temple, 1988  
 5, Bradley, 1950-51  
 5, Holy Cross, 1950  
 5, Notre Dame, 1974-79  
 5, Oklahoma, 1989-90  
 5, Oregon St., 1981  
 4, Indiana St., 1979  
 4, La Salle, 1953-55  
 4, Loyola (Ill.), 1964  
 4, Michigan St., 1979-2001  
 3, Marquette, 1971-78  
 2, Alabama, 2003  
 2, Duquesne, 1954  
 2, Florida, 2003-04  
 2, St. Louis, 1949  
 2, Wake Forest, 2005  
 1, Georgia Tech, 1986  
 1, Iowa, 1987  
 1, Memphis, 1983  
 1, Oklahoma St., 1951  
 1, St. Joseph's, 2004  
 1, South Carolina, 1970  
 1, Wichita St., 1965

## Most Times Defeating No. 1

### (Complete List)

12, North Carolina, 1959-2006  
 10, UCLA, 1965-2003  
 9, Maryland, 1959-2004  
 8, Duke, 1958-97  
 8, Georgia Tech, 1955-2004  
 7, Notre Dame, 1971-87  
 7, Ohio St., 1965-2005  
 7, Oklahoma, 1951-2002  
 6, Kentucky, 1951-2003  
 5, Cincinnati, 1954-98  
 5, Indiana, 1984-2002  
 5, Kansas, 1953-94  
 5, North Carolina St., 1983-2004  
 5, St. John's (N.Y.), 1951-85  
 5, Vanderbilt, 1951-93  
 5, Villanova, 1983-2006  
 4, Alabama, 1978-2004  
 4, Arizona, 1987-2001  
 4, Missouri, 1989-97  
 4, Stanford, 1988-2003  
 4, Wake Forest, 1975-92  
 3, DePaul, 1950-52  
 3, Georgetown, 1963-2006  
 3, Louisville, 1953-2004  
 3, Massachusetts, 1993-95  
 3, Minnesota, 1951-89  
 3, Nebraska, 1958-82  
 3, St. Louis, 1951-2000  
 3, Syracuse, 1985-2006  
 3, Utah, 1954-2002  
 3, West Virginia, 1957-83  
 3, Xavier, 1996-2004  
 2, California, 1960-94  
 2, CCNY, 1950  
 2, Clemson, 1980-2001  
 2, Dayton, 1953-54  
 2, Florida St., 2002-06  
 2, George Washington, 1995-96  
 2, Houston, 1968-78  
 2, Illinois, 1979-2005  
 2, Iowa, 1965-99  
 2, Kansas St., 1990-94  
 2, Loyola (Ill.), 1949-63  
 2, LSU, 1978-2002  
 2, Michigan, 1964-97  
 2, Mississippi St., 1959-96  
 2, Oklahoma St., 1949-89  
 2, Oregon, 1970-74  
 2, Oregon St., 1953-74

2, Purdue, 1979-2000  
 2, Southern California, 1969-70  
 2, Temple, 1995-2000  
 2, Washington, 1979-2004  
 1, Arizona St., 1981  
 1, Arkansas, 1984  
 1, Auburn, 1988  
 1, Boston College, 1994  
 1, Bradley, 1960  
 1, Cal St. Fullerton, 1983  
 1, Chaminade, 1982  
 1, Charlotte, 1977  
 1, Connecticut, 1999  
 1, Detroit, 1951  
 1, Florida, 2000  
 1, Iowa St., 1957  
 1, Jacksonville, 1970  
 1, Long Beach St., 1993  
 1, Manhattan, 1958  
 1, Marquette, 2003  
 1, Michigan St., 1979  
 1, New Mexico, 1988  
 1, Old Dominion, 1981  
 1, Providence, 1976  
 1, St. Joseph's, 1981  
 1, Tennessee, 1969  
 1, UNLV, 1989  
 1, UTEP, 1966  
 1, Virginia, 1986  
 1, Virginia Tech, 1983  
 1, Wichita St., 1963  
 1, Wisconsin, 1962

## Notes About No. 1

No. 1 has been defeated 232 times.

No. 1 has been defeated 10 times in overtime.

No. 1 has been defeated 33 times by one point.

No. 1 has been defeated 118 times by a non-ranked opponent.

**Chaminade** is the only non-Division I team to upset the nation's top team. It happened in Honolulu December 24, 1982, when Chaminade defeated No. 1 Virginia, 77-72.

**California, CCNY, Louisville, Maryland, UTEP and Villanova** have never been ranked No. 1 despite winning the NCAA championship.

The following men's and women's programs from the same school have been ranked No. 1 at the same time:

Connecticut, Feb. 13, 1995

Connecticut, Nov. 30, 1998

Duke, Jan. 7-14, 2003

Connecticut, Preseason 2003 to Nov. 25, 2003

Duke, Feb. 21, 2006

## No. 1 vs. No. 2

Date	No. 1, Score	W-L	No. 2, Score	Site
Mar. 26, 1949	Kentucky 46	W	Oklahoma St. 36	Seattle (CH)
Dec. 17, 1951	St. John's (N.Y.) 40	L	Kentucky 81	Lexington, KY
Dec. 21, 1954	Kentucky 70	W	Utah 65	Lexington, KY
Mar. 23, 1957	North Carolina 54	W	Kansas 53	Kansas City, MO (CH)
Mar. 18, 1960	Cincinnati 69	L	California 77	San Francisco (NSF)
Mar. 25, 1961	Ohio St. 65	L (ot)	Cincinnati 70	Kansas City, MO (CH)
Mar. 24, 1962	Ohio St. 59	L	Cincinnati 71	Louisville, KY (CH)
Dec. 14, 1964	Wichita St. 85	L	Michigan 87	Detroit
Mar. 20, 1965	Michigan 80	L	UCLA 91	Portland, OR (CH)
Mar. 18, 1966	Kentucky 83	W	Duke 79	College Park, MD (NSF)
Jan. 20, 1968	UCLA 69	L	Houston 71	Houston
Mar. 22, 1968	Houston 69	L	UCLA 101	Los Angeles (NSF)
Dec. 15, 1973	UCLA 84	W	North Carolina St. 66	St. Louis
Jan. 19, 1974	UCLA 70	L	Notre Dame 71	South Bend, IN
Jan. 26, 1974	Notre Dame 75	L	UCLA 94	Los Angeles
Mar. 25, 1974	North Carolina St. 80	W	UCLA 77	Greensboro, NC (NSF)
Mar. 31, 1975	UCLA 92	W	Kentucky 85	San Diego (CH)
Nov. 29, 1975	Indiana 84	W	UCLA 64	St. Louis
Mar. 22, 1976	Indiana 65	W	Marquette 56	Baton Rouge, LA
Dec. 26, 1981	North Carolina 82	W	Kentucky 69	East Rutherford, NJ
Jan. 9, 1982	North Carolina 65	W	Virginia 60	Chapel Hill, NC
April 2, 1983	Houston 94	W	Louisville 81	Albuquerque, NM (NSF)
Dec. 15, 1984	Georgetown 77	W	DePaul 57	Landover, MD
Jan. 26, 1985	Georgetown 65	L	St. John's (N.Y.) 66	Washington, DC
Feb. 27, 1985	St. John's (N.Y.) 69	L	Georgetown 85	New York
Mar. 9, 1985	Georgetown 92	W	St. John's (N.Y.) 80	New York
Feb. 4, 1986	North Carolina 78	W (ot)	Georgia Tech 77	Atlanta
Mar. 29, 1986	Duke 71	W	Kansas 67	Dallas (NSF)
Feb. 13, 1990	Kansas 71	L	Missouri 77	Lawrence, KS
Mar. 10, 1990	Oklahoma 95	W	Kansas 77	Kansas City, MO

Date	No. 1, Score	W-L	No. 2, Score	Site
Feb. 10, 1991	UNLV 112	W	Arkansas 105	Fayetteville, AR
Feb. 3, 1994	Duke 78	L	North Carolina 89	Chapel Hill, NC
Mar. 30, 1996	Massachusetts 74	L	Kentucky 81	East Rutherford, NJ (NSF)
Feb. 5, 1998	Duke 73	L	North Carolina 97	Chapel Hill, NC
April 4, 2005	Illinois 70	L	North Carolina 75	St. Louis (CH)
Dec. 10, 2005	Duke 97	W	Texas 66	East Rutherford, NJ

### Schools Defeating No. 1

Date	Rank	School	No. 1 Team	Score	Site
Jan. 20, 1949	3	Oklahoma St.	St. Louis	29-27	Stillwater, OK
Mar. 14, 1949	16	Loyola (Ill.)	Kentucky	67-56	New York
Jan. 17, 1950	NR	DePaul	St. John's (N.Y.)	74-68	New York
Mar. 18, 1950	NR	CCNY	Bradley	69-61	New York
Mar. 28, 1950	NR	CCNY	Bradley	71-68	New York (CH)
Dec. 29, 1950	NR	St. Louis	Kentucky	43-42	New Orleans
Jan. 11, 1951	11	St. John's (N.Y.)	Bradley	68-59	New York
Jan. 15, 1951	NR	Detroit	Bradley	70-65	Peoria, IL
Jan. 20, 1951	NR	Oklahoma	Oklahoma St.	44-40	Norman, OK
Mar. 3, 1951	NR	Vanderbilt	Kentucky	61-57	Louisville, KY
Dec. 13, 1951	NR	Minnesota	Kentucky	61-57	Minneapolis
Dec. 17, 1951	2	Kentucky	St. John's (N.Y.)	81-40	Lexington, KY
Dec. 29, 1951	12	St. Louis	Kentucky	61-60	New Orleans
Jan. 28, 1952	NR	DePaul	Illinois	69-65	Chicago
Mar. 22, 1952	10	St. John's (N.Y.)	Kentucky	64-57	Raleigh, NC (RF)
Dec. 27, 1952	NR	DePaul	La Salle	63-61	Chicago
Jan. 17, 1953	15	Kansas	Kansas St.	80-66	Lawrence, KS
Mar. 1, 1953	NR	Dayton	Seton Hall	70-65	Dayton, OH
Mar. 2, 1953	18	Louisville	Seton Hall	73-67	Louisville, KY
Mar. 7, 1953	NR	Minnesota	Indiana	65-63	Minneapolis
Dec. 22, 1953	12	Oregon St.	Indiana	67-51	Eugene, OR
Feb. 25, 1954	NR	Cincinnati	Duquesne	66-52	Cincinnati
Feb. 27, 1954	16	Dayton	Duquesne	64-54	Dayton, OH
Dec. 18, 1954	15	Utah	La Salle	79-69	New York
Jan. 8, 1955	NR	Georgia Tech	Kentucky	59-58	Lexington, KY
Jan. 31, 1955	NR	Georgia Tech	Kentucky	65-59	Atlanta
Jan. 14, 1957	9	Iowa St.	Kansas	39-37	Ames, IA
Dec. 21, 1957	8	West Virginia	North Carolina	75-64	Lexington, KY
Jan. 27, 1958	NR	Duke	West Virginia	72-68	Durham, NC
Mar. 3, 1958	NR	Nebraska	Kansas St.	55-48	Lincoln, NE
Mar. 8, 1958	10	Kansas	Kansas St.	61-44	Manhattan, KS
Mar. 11, 1958	NR	Manhattan	West Virginia	89-84	New York
Jan. 6, 1959	NR	Vanderbilt	Kentucky	75-66	Nashville, TN
Jan. 14, 1959	3	North Carolina	North Carolina St.	72-68	Raleigh, NC
Feb. 9, 1959	10	Mississippi St.	Kentucky	66-58	Mississippi State, MS
Feb. 21, 1959	NR	Maryland	North Carolina	69-51	College Park, MD
Mar. 14, 1959	5	Cincinnati	Kansas St.	85-75	Lawrence, KS (RF)
Jan. 16, 1960	4	Bradley	Cincinnati	91-90	Peoria, IL
Mar. 18, 1960	2	California	Cincinnati	77-69	San Francisco (NSF)
Mar. 25, 1961	2	Cincinnati	Ohio St.	70-65 (ot)	Kansas City, MO (CH)
Mar. 3, 1962	NR	Wisconsin	Ohio St.	86-67	Madison, WI
Mar. 24, 1962	2	Cincinnati	Ohio St.	71-59	Louisville, KY (CH)
Feb. 16, 1963	NR	Wichita St.	Cincinnati	65-64	Wichita, KS
Mar. 23, 1963	3	Loyola (Ill.)	Cincinnati	60-58	Louisville, KY
Dec. 28, 1963	NR	Georgetown	Loyola (Ill.)	69-58	Philadelphia
Jan. 4, 1964	NR	Georgia Tech	Kentucky	76-67	Atlanta
Jan. 6, 1964	6	Vanderbilt	Kentucky	85-83	Nashville, TN
Dec. 12, 1964	NR	Nebraska	Michigan	74-73	Lincoln, NE
Dec. 14, 1964	2	Michigan	Wichita St.	87-85	Detroit
Jan. 2, 1965	NR	St. John's (N.Y.)	Michigan	75-74	New York
Jan. 29, 1965	NR	Iowa	UCLA	87-82	Chicago
Mar. 8, 1965	NR	Ohio St.	Michigan	93-85	Columbus, OH
Mar. 20, 1965	2	UCLA	Michigan	91-80	Portland, OR (CH)
Dec. 10, 1965	6	Duke	UCLA	82-66	Durham, NC
Dec. 11, 1965	6	Duke	UCLA	94-75	Charlotte, NC
Feb. 7, 1966	NR	West Virginia	Duke	94-90	Morgantown, WV
Mar. 19, 1966	3	UTEP	Kentucky	72-65	College Park, MD (CH)
Jan. 20, 1968	2	Houston	UCLA	71-69	Houston
Mar. 22, 1968	2	UCLA	Houston	101-69	Los Angeles (NSF)
Mar. 23, 1968	NR	Ohio St.	Houston	89-85	Los Angeles (N3rd)
Mar. 8, 1969	NR	Southern California	UCLA	46-44	Los Angeles
Dec. 6, 1969	NR	Tennessee	South Carolina	55-54	Columbia, SC
Feb. 21, 1970	NR	Oregon	UCLA	78-65	Eugene, OR
Mar. 6, 1970	NR	Southern California	UCLA	87-86	Los Angeles
Mar. 14, 1970	4	Jacksonville	Kentucky	106-100	Columbus, OH (RF)
Jan. 23, 1971	9	Notre Dame	UCLA	89-82	South Bend, IN
Jan. 19, 1974	2	North Dame	UCLA	71-70	South Bend, IN
Jan. 26, 1974	2	UCLA	Notre Dame	94-75	Los Angeles
Feb. 15, 1974	NR	Oregon St.	UCLA	61-57	Corvallis, OR
Feb. 16, 1974	NR	Oregon	UCLA	56-51	Eugene, OR
Jan. 3, 1975	NR	Wake Forest	North Carolina St.	83-78	Greensboro, NC
Mar. 22, 1975	5	Kentucky	Indiana	92-90	Dayton, OH (RF)
Dec. 29, 1976	NR	Providence	Michigan	82-81 (2ot)	Providence, RI



Date	Rank	School	No. 1 Team	Score	Site
Mar. 1, 1977		Notre Dame	San Francisco	93-82	South Bend, IN
Mar. 19, 1977	17	Charlotte	Michigan	75-68	Lexington, KY (RF)
Jan. 23, 1978	NR	Alabama	Kentucky	78-62	Tuscaloosa, AL
Feb. 11, 1978	NR	LSU	Kentucky	95-94	Baton Rouge, LA
Feb. 18, 1978	NR	Houston	Arkansas	84-75	Houston
Feb. 26, 1978	9	Notre Dame	Marquette	65-59	South Bend, IN
Dec. 29, 1978	NR	Ohio St.	Duke	90-84	New York
Dec. 30, 1978	NR	St. John's (N.Y.)	Duke	69-66	New York
Jan. 11, 1979	4	Illinois	Michigan St.	57-55	Champaign, IL
Jan. 13, 1979		Purdue	Michigan St.	52-50	West Lafayette, IN
Jan. 27, 1979	NR	Maryland	Notre Dame	67-66	College Park, MD
Feb. 11, 1979	4	UCLA	Notre Dame	56-52	South Bend, IN
Feb. 22, 1979	NR	Washington	UCLA	69-68	Seattle
Mar. 26, 1979	3	Michigan St.	Indiana St.	75-64	Salt Lake City
Dec. 18, 1979	5	Kentucky	Indiana	69-58	Lexington, KY
Jan. 9, 1980	18	Clemson	Duke	87-82	Clemson, SC
Jan. 12, 1980	15	North Carolina	Duke	82-67	Durham, NC
Feb. 27, 1980	14	Notre Dame	DePaul	76-74 (2 ot)	South Bend, IN
Mar. 9, 1980	NR	UCLA	DePaul	77-71	Tempe, AZ (2nd)
Jan. 10, 1981	NR	Old Dominion	DePaul	63-62	Chicago
Feb. 22, 1981	11	Notre Dame	Virginia	57-56	Chicago
Mar. 7, 1981	5	Arizona St.	Oregon St.	87-67	Corvallis, OR
Mar. 14, 1981	NR	St. Joseph's	DePaul	49-48	Dayton, OH (1st)
Jan. 21, 1982	NR	Wake Forest	North Carolina	55-48	Chapel Hill, NC
Feb. 6, 1982	NR	Nebraska	Missouri	67-51	Columbia, MO
Feb. 27, 1982	NR	Maryland	Virginia	47-46 (ot)	College Park, MD
Dec. 24, 1982	NR	Chaminade	Virginia	77-72	Honolulu
Jan. 8, 1983	NR	Ohio St.	Indiana	70-67	Columbus, OH
Jan. 10, 1983	NR	Virginia Tech	Memphis	64-56	Blacksburg, VA
Jan. 28, 1983	NR	Alabama	UCLA	70-67	Los Angeles
Feb. 13, 1983	12	Villanova	North Carolina	56-53	Chapel Hill, NC
Feb. 24, 1983	NR	Cal St. Fullerton	UNLV	86-78	Fullerton, CA
Feb. 27, 1983	NR	West Virginia	UNLV	87-78	Morgantown, WV
Apr. 4, 1983	16	North Carolina St.	Houston	54-52	Albuquerque, NM (CH)
Feb. 12, 1984	NR	Arkansas	North Carolina	65-64	Pine Bluff, NC
Mar. 10, 1984	16	Duke	North Carolina	77-75	Greensboro, NC
Mar. 22, 1984	NR	Indiana	North Carolina	72-68	Atlanta (RSF)
Jan. 26, 1985	2	St. John's (N.Y.)	Georgetown	66-65	Washington, DC
Jan. 28, 1985	11	Syracuse	Georgetown	65-63	Syracuse, NY
Feb. 27, 1985	2	Georgetown	St. John's (N.Y.)	85-69	New York
Apr. 1, 1985	NR	Villanova	Georgetown	66-64	Lexington, KY
Jan. 30, 1986	NR	Virginia	North Carolina	86-73	Charlottesville, VA
Feb. 20, 1986	NR	Maryland	North Carolina	77-72	Chapel Hill, NC
Feb. 23, 1986	20	North Carolina St.	North Carolina	76-65	Raleigh, NC
Mar. 31, 1986	7	Louisville	Duke	72-69	Dallas (CH)
Dec. 1, 1986	NR	UCLA	North Carolina	89-84	Los Angeles
Jan. 17, 1987	16	Oklahoma	UNLV	89-88	Norman, OK
Jan. 24, 1987	NR	Ohio St.	Iowa	80-76	Iowa City, IA
Feb. 1, 1987	NR	Notre Dame	North Carolina	60-58	South Bend, IN
Mar. 28, 1987	3	Indiana	UNLV	97-93	New Orleans (NSF)
Nov. 21, 1987	3	North Carolina	Syracuse	96-93	Springfield, MA
Nov. 30, 1987	17	Arizona	Syracuse	80-69	Anchorage, AK
Dec. 5, 1987	NR	Vanderbilt	North Carolina	78-76	Nashville, TN
Jan. 2, 1988	NR	New Mexico	Arizona	61-59	Albuquerque, NM
Jan. 9, 1988	NR	Auburn	Kentucky	53-52	Lexington, KY
Feb. 4, 1988	NR	Stanford	Arizona	82-74	Palo Alto, CA
Mar. 26, 1988	5	Duke	Temple	63-53	East Rutherford, NJ (RF)
Jan. 18, 1989	13	North Carolina	Duke	91-71	Durham, NC
Jan. 21, 1989	NR	Wake Forest	Duke	75-71	Winston-Salem, NC
Jan. 26, 1989	NR	Minnesota	Illinois	69-62	Minneapolis
Feb. 4, 1989	NR	Oklahoma St.	Oklahoma	77-73	Stillwater, OK
Feb. 12, 1989	5	Oklahoma	Arizona	82-80	Norman, OK
Feb. 25, 1989	7	Missouri	Oklahoma	97-84	Columbia, MO
Mar. 23, 1989	15	UNLV	Arizona	68-67	Denver (RSF)
Nov. 22, 1989	NR	Kansas	UNLV	91-77	New York
Jan. 6, 1990	NR	Villanova	Syracuse	93-74	Greensboro, NC
Jan. 20, 1990	4	Missouri	Kansas	95-87	Columbia, MO
Feb. 8, 1990	NR	Kansas St.	Missouri	65-58	Manhattan, KS
Feb. 13, 1990	2	Missouri	Kansas	77-71	Lawrence, KS
Feb. 25, 1990	10	Oklahoma	Missouri	107-90	Norman, OK
Feb. 27, 1990	T5	Oklahoma	Kansas	100-78	Norman, OK
Mar. 17, 1990	NR	North Carolina	Oklahoma	79-77	Austin, TX (2nd)
Mar. 30, 1991	6	Duke	UNLV	79-77	Indianapolis (NSF)
Feb. 5, 1992	9	North Carolina	Duke	75-73	Chapel Hill, NC
Feb. 23, 1992	NR	Wake Forest	Duke	72-68	Winston-Salem, NC
Dec. 5, 1992	4	Duke	Michigan	79-68	Durham, NC
Jan. 10, 1993	10	Georgia Tech	Duke	80-79	Atlanta
Jan. 13, 1993	NR	Vanderbilt	Kentucky	101-86	Nashville, TN
Jan. 25, 1993	NR	Long Beach St.	Kansas	64-49	Lawrence, KS
Feb. 23, 1993	NR	Ohio St.	Indiana	81-77 (ot)	Columbus, OH
Mar. 14, 1993	NR	Georgia Tech	North Carolina	77-75	Charlotte, NC
Mar. 27, 1993	9	Kansas	Indiana	83-77	St. Louis (RF)

Date	Rank	School	No. 1 Team	Score	Site
Nov. 24, 1993	18	Massachusetts	North Carolina	91-86 (ot)	New York
Dec. 4, 1993	21	Indiana	Kentucky	96-84	Indianapolis
Jan. 8, 1994	NR	Alabama	Arkansas	66-64	Tuscaloosa, AL
Jan. 12, 1994	17	Georgia Tech	North Carolina	89-69	Atlanta
Jan. 17, 1994	NR	Kansas St.	Kansas	68-64	Lawrence, KS
Jan. 30, 1994	NR	California	UCLA	85-70	Oakland, CA
Feb. 3, 1994	2	North Carolina	Duke	89-78	Chapel Hill, NC
Feb. 12, 1994	NR	Georgia Tech	North Carolina	96-89	Chapel Hill, NC
Mar. 12, 1994	10	Kentucky	Arkansas	90-78	Memphis, TN
Mar. 20, 1994	NR	Boston College	North Carolina	75-72	Landover, MD (2nd)
Nov. 25, 1994	3	Massachusetts	Arkansas	104-80	Springfield, MA
Dec. 3, 1994	7	Kansas	Massachusetts	81-75	New York
Jan. 4, 1995	NR	North Carolina St.	North Carolina	80-70	Raleigh, NC
Feb. 4, 1995	NR	George Washington	Massachusetts	78-75	Washington, DC
Feb. 7, 1995	8	Maryland	North Carolina	86-73	College Park, MD
Feb. 18, 1995	15	Villanova	Connecticut	96-73	Storrs, CT
Feb. 20, 1995	25	Oklahoma	Kansas	76-73	Norman, OK
Nov. 28, 1995	5	Massachusetts	Kentucky	92-82	Auburn Hills, MI
Dec. 22, 1995	NR	Temple	Kansas	75-66	East Rutherford, NJ
Feb. 24, 1996	NR	George Washington	Massachusetts	86-76	Amherst, MA
Mar. 10, 1996	NR	Mississippi St.	Kentucky	84-73	New Orleans
Mar. 30, 1996	2	Kentucky	Massachusetts	81-74	East Rutherford, NJ (NSF)
Nov. 26, 1996	NR	Xavier	Cincinnati	71-69	Cincinnati
Feb. 4, 1997	NR	Missouri	Kansas	96-94	Columbia, MO
Mar. 21, 1997	15	Arizona	Kansas	85-82	Birmingham, AL (RSF)
Nov. 26, 1997	3	Duke	Arizona	95-87	Lahaina, HI
Dec. 13, 1997	NR	Michigan	Duke	81-73	Ann Arbor, MI
Jan. 14, 1998	NR	Maryland	North Carolina	89-83 (ot)	College Park, MD
Feb. 5, 1998	2	North Carolina	Duke	97-73	Chapel Hill, NC
Feb. 21, 1998	NR	North Carolina St.	North Carolina	86-72	Chapel Hill, NC
Mar. 8, 1998	4	North Carolina	Duke	83-68	Greensboro, NC
Mar. 28, 1998	7	Utah	North Carolina	65-59	San Antonio, TX (NSF)
Nov. 28, 1998	15	Cincinnati	Duke	77-75	Anchorage, AK
Feb. 1, 1999	17	Syracuse	Connecticut	59-42	Hartford, CT
Mar. 29, 1999	3	Connecticut	Duke	77-74	St. Petersburg, FL (CH)
Nov. 11, 1999	NR	Iowa	Connecticut	70-68	New York
Nov. 18, 1999	NR	Xavier	Cincinnati	66-64	Cincinnati
Jan. 8, 2000	5	Arizona	Stanford	68-65	Palo Alto, CA
Feb. 12, 2000	15	Temple	Cincinnati	77-69	Cincinnati
Mar. 4, 2000	NR	UCLA	Stanford	94-93 (ot)	Palo Alto, CA
Mar. 9, 2000	NR	St. Louis	Cincinnati	68-58	Memphis, TN
Mar. 24, 2000	11	Florida	Duke	87-78	Syracuse, NY (RSF)
Nov. 25, 2000	NR	Purdue	Arizona	72-69	Indianapolis
Dec. 21, 2000	3	Stanford	Duke	84-83	Oakland, CA
Jan. 7, 2001	NR	Indiana	Michigan St.	59-58	Bloomington, IN
Feb. 3, 2001	NR	UCLA	Stanford	79-73	Palo Alto, CA
Feb. 18, 2001	NR	Clemson	North Carolina	75-65	Clemson, SC
Mar. 8, 2001	8	Arizona	Stanford	76-75	Palo Alto, CA
Jan. 6, 2002	NR	Florida St.	Duke	77-76	Tallahassee, FL
Jan. 12, 2002	11	UCLA	Kansas	87-77	Los Angeles
Feb. 17, 2002	3	Maryland	Duke	87-73	College Park, MD
Mar. 10, 2002	4	Oklahoma	Kansas	64-55	Kansas City, MO
Mar. 21, 2002	NR	Indiana	Duke	74-73	Lexington, KY (RSF)
Dec. 21, 2002	NR	LSU	Arizona	66-65	Baton Rouge, LA
Dec. 30, 2002	NR	Utah	Alabama	51-49	Salt Lake City
Jan. 18, 2003	17	Maryland	Duke	87-72	College Park, MD
Jan. 30, 2003	24	Stanford	Arizona	82-77	Tucson, AZ
Feb. 4, 2003	6	Kentucky	Florida	70-55	Lexington, KY
Mar. 13, 2003	NR	UCLA	Arizona	96-89 (ot)	Los Angeles
Mar. 29, 2003	9	Marquette	Kentucky	83-69	Minneapolis (RF)
Nov. 26, 2003	NR	Georgia Tech	Connecticut	77-61	New York
Dec. 6, 2003	21	Stanford	Kansas	64-58	Los Angeles
Dec. 10, 2003	NR	Maryland	Florida	69-68 (ot)	Gainesville, FL
Dec. 13, 2003	NR	Louisville	Florida	73-65	Louisville, KY
Jan. 17, 2004	11	North Carolina	Connecticut	86-83	Chapel Hill, NC
Feb. 15, 2004	21	North Carolina St.	Duke	78-74	Raleigh, NC
Mar. 6, 2004	NR	Washington	Stanford	75-62	Seattle
Mar. 11, 2004	NR	Xavier	St. Joseph's	87-67	Dayton, OH
Mar. 20, 2004	NR	Alabama	Stanford	70-67	Seattle, (2nd)
Dec. 1, 2004	5	Illinois	Wake Forest	91-73	Champaign, IL
Mar. 6, 2005	NR	Ohio St.	Illinois	65-64	Columbus, OH
Apr. 4, 2005	2	North Carolina	Illinois	75-70	St. Louis (CH)
Jan. 21, 2006	NR	Georgetown	Duke	87-84	Washington
Feb. 13, 2006	4	Villanova	Connecticut	69-64	Philadelphia
Mar. 1, 2006	NR	Florida St.	Duke	79-74	Tallahassee, FL
Mar. 4, 2006	15	North Carolina	Duke	83-76	Durham, NC
Mar. 9, 2006	NR	Syracuse	Connecticut	86-84	New York

NR=Not Rated

NCAA Tournament Abbreviations After Site:

NF=National Final or Championship Game

NSF=National Semifinal

N3rd= NCAA National Consolation Game

RF=Regional Final

RSF=Regional Semifinal

2nd=Second-Round Game

1st=First-Round Game

# Week-by-Week A.P. Polls

## REGULAR-SEASON POLLS

The Associated Press began its basketball poll on January 20, 1949. The following are those polls, year by year and week by week. Starting in the 1961-62 season, A.P. provided a preseason (PS) poll. A.P. did a post-tournament poll in 1953, 1954, 1974 and 1975.

### 1948-49

	January		February				March	
	18	25	1	8	15	22	1	8
Arkansas.....	-	-	-	-	-	-	20	-
Baylor.....	-	18	-	-	-	-	-	-
Bowling Green.....	15	-	14	14	10	9	9	10
Bradley.....	16	19	18	-	12	10	10	7
Butler.....	19	17	16	16	11	11	11	18
Cincinnati.....	13	-	-	-	-	-	-	-
DePaul.....	-	16	-	-	17	-	-	-
Duquesne.....	-	-	-	20	20	17	-	-
Eastern Ky.....	-	-	20	-	-	-	-	-
Hamline.....	8	7	8	5	9	15	16	19
Holy Cross.....	14	20	19	15	-	-	-	-
Illinois.....	7	6	4	4	4	4	4	4
Kentucky.....	2	2	1	1	1	1	1	1
Loyola (Ill.).....	12	13	13	11	13	12	14	16
Minnesota.....	4	5	5	7	6	5	5	6
North Carolina St.....	-	15	17	-	18	-	15	13
New York U.....	20	-	15	-	-	-	-	-
Ohio St.....	-	-	-	18	-	18	19	20
Oklahoma.....	-	-	-	-	16	-	-	-
Oklahoma St.....	5	3	3	3	3	3	2	2
St. Louis.....	1	1	2	2	2	2	3	3
San Francisco.....	6	9	10	9	8	8	8	8
Southern California.....	-	-	-	-	19	-	-	-
Stanford.....	17	11	9	10	20	-	-	-
Texas.....	-	-	-	-	-	20	-	-
Tulane.....	11	12	11	8	5	6	7	9
UCLA.....	-	-	-	-	-	-	-	15
Utah.....	10	10	12	12	14	16	13	12
Villanova.....	9	8	7	13	15	-	17	14
Western Ky.....	3	4	6	6	7	7	6	5
Washington St.....	18	14	-	17	-	-	-	-
Wyoming.....	-	-	-	19	19	14	12	17
Yale.....	-	-	-	-	20	13	18	11

### 1949-50

	January			February				March		
	5	10	17	24	31	7	14	21	28	7
Arizona.....	-	-	-	-	-	18	17	19	15	15
Bowling Green.....	19	-	-	-	-	-	-	-	-	1
Bradley.....	3	6	4	6	3	2	2	1	1	1
CCNY.....	14	7	7	8	10	14	13	20	-	-
Cincinnati.....	-	12	20	-	-	-	-	-	-	-
Duquesne.....	8	8	6	2	2	3	7	4	5	6
Hamline.....	-	-	-	-	-	20	-	-	-	-
Holy Cross.....	6	5	1	1	1	1	1	2	3	4
Illinois.....	16	-	-	20	-	-	-	-	-	-
Indiana.....	5	4	8	9	12	16	-	17	-	20
Kansas.....	-	-	-	-	-	-	-	-	-	19
Kansas St.....	20	-	13	12	11	10	14	13	12	14
Kentucky.....	2	2	5	4	6	7	5	5	4	3
La Salle.....	18	13	10	7	8	9	11	12	9	10
Long Island.....	4	3	3	3	4	6	6	10	14	13
Louisville.....	-	-	19	-	15	13	-	-	-	-
Minnesota.....	10	11	16	18	-	-	-	-	-	-
Missouri.....	12	16	-	-	-	-	-	-	-	-
Nebraska.....	-	-	-	-	-	-	-	16	-	-
North Carolina St.....	7	9	12	10	9	8	8	9	8	5
Notre Dame.....	-	-	-	-	16	-	-	-	-	-
Ohio St.....	-	15	11	13	7	4	3	3	2	2
Oklahoma.....	17	19	-	-	-	-	-	-	-	-
Oklahoma St.....	-	-	-	-	19	-	-	-	-	-
St. John's (N.Y.).....	1	1	2	5	5	4	4	6	10	9
St. Louis.....	11	-	-	-	-	19	18	15	-	-
San Francisco.....	-	-	-	-	-	15	12	11	13	12
San Jose St.....	-	-	-	-	-	-	-	18	19	17
Siena.....	-	18	-	-	-	-	-	-	-	-
Southern California.....	-	-	-	-	-	19	16	-	-	-
Tennessee.....	-	-	17	-	-	-	-	-	-	-
Toledo.....	-	-	-	-	-	-	-	14	17	-
Tulane.....	-	-	15	-	-	-	-	-	-	-
UCLA.....	9	10	9	11	13	12	10	7	6	7
Vanderbilt.....	-	-	-	-	18	-	20	-	20	-

	January				February				March	
	5	10	17	24	31	7	14	21	28	7
Villanova.....	13	17	18	19	-	-	15	-	11	11
Washington.....	-	20	-	16	-	-	-	-	-	-
Washington St.....	-	-	-	-	-	17	16	-	-	18
Western Ky.....	-	14	14	17	14	11	9	8	7	8
Wisconsin.....	15	-	-	15	17	-	-	-	-	16
Wyoming.....	-	-	-	14	20	-	-	-	18	-

### 1950-51

	December		January				February				March	
	19	26	3	9	16	23	30	F	13	20	27	7
Arizona.....	-	-	16	-	-	14	15	13	16	11	12	12
Beloit.....	-	-	-	-	-	-	-	-	18	20	16	-
Bradley.....	2	2	1	1	3	4	5	5	8	7	5	6
Brigham Young.....	15	-	-	-	-	19	12	14	12	12	11	11
CCNY.....	6	11	-	-	-	-	-	-	-	-	-	-
Cincinnati.....	17	17	17	-	16	15	16	11	15	18	-	17
Columbia.....	-	8	14	8	7	7	6	6	4	3	3	3
Cornell.....	19	18	14	-	-	-	-	-	18	17	14	13
Dayton.....	-	-	-	-	-	-	-	-	-	-	-	-
Duquesne.....	-	-	13	15	20	-	-	-	-	-	-	-
Illinois.....	-	20	-	14	14	16	14	16	11	10	6	5
Indiana.....	4	5	6	6	6	5	3	3	6	4	7	7
Kansas.....	11	10	20	17	-	-	17	20	-	-	-	-
Kansas St.....	20	-	9	9	10	9	7	4	3	5	4	4
Kentucky.....	1	1	3	3	2	1	1	1	1	1	1	1
La Salle.....	-	16	-	19	-	17	-	-	-	-	-	-
Long Island.....	7	4	4	4	4	2	4	12	19	16	-	-
Louisville.....	-	-	-	-	-	-	-	17	14	-	-	-
Missouri.....	8	9	-	-	-	-	-	-	-	-	-	-
Murray St.....	-	-	-	-	-	-	-	-	-	-	20	16
North Carolina St.....	3	6	7	7	9	8	8	10	9	9	8	8
Notre Dame.....	14	-	-	-	-	-	-	-	-	-	-	-
Oklahoma.....	16	-	-	-	-	18	18	-	-	17	-	-
Oklahoma St.....	5	3	2	2	1	3	2	2	2	2	2	2
Princeton.....	-	-	18	20	-	-	-	-	-	-	-	-
St. Bonaventure.....	-	-	-	-	17	-	-	-	-	-	-	-
St. John's (N.Y.).....	13	12	11	11	5	6	9	7	7	8	9	9
St. Louis.....	-	-	5	5	8	10	10	8	5	6	10	10
Seattle.....	-	-	-	-	-	-	-	-	20	-	-	-
Siena.....	-	-	-	-	18	13	-	19	-	-	-	18
Southern California.....	-	-	-	13	19	12	13	15	13	13	18	19
Toledo.....	10	13	19	18	12	-	20	-	-	-	13	14
UCLA.....	9	-	-	-	-	-	19	-	-	-	17	-
Villanova.....	18	7	8	16	11	11	11	9	10	15	15	20
Washington.....	12	15	12	12	15	-	-	-	-	19	19	15
West Virginia.....	-	19	-	-	-	-	-	-	-	-	-	-
Wyoming.....	-	14	10	10	13	20	-	-	-	-	-	-

### 1951-52

	December			January				February				March	
	10	17	25	1	8	15	22	29	5	12	19	26	4
Dayton.....	-	-	-	-	20	19	16	14	11	11	11	11	11
DePaul.....	-	-	-	-	-	-	-	19	-	18	-	-	-
Duke.....	12	19	-	-	-	-	-	-	-	-	-	15	12
Duquesne.....	-	-	-	-	16	7	10	7	5	3	3	4	4
Eastern Ky.....	19	-	-	-	-	-	-	-	-	-	-	-	-
Fordham.....	-	-	-	-	-	-	-	20	-	-	-	-	-
Holy Cross.....	-	17	-	-	-	20	11	17	-	19	17	17	13
Illinois.....	3	3	2	2	2	1	3	3	6	5	2	2	2
Indiana.....	11	6	5	5	4	14	20	13	18	20	-	-	-
Iowa.....	-	-	-	12	10	4	4	8	9	5	4	7	7
Kansas.....	8	7	4	1	1	1	2	4	6	9	7	8	8
Kansas St.....	5	5	8	9	7	9	7	2	2	2	2	3	3
Kentucky.....	1	2	1	4	3	3	3	1	1	1	1	1	1
La Salle.....	9	12	17	13	-	15	18	-	19	-	20	-	-
Louisville.....	17	-	-	-	15	13	14	12	13	15	15	13	17
Michigan St.....	-	-	-	20	19	-	-	-	-	-	-	-	-
Minnesota.....	-	15	-	-	-	-	-	-	-	-	-	-	-
Murray St.....	-	-	18	16	-	-	-	-	-	-	-	-	-
North Carolina St.....	10	9	19	17	-	17	-	-	-	-	-	-	-
Notre Dame.....	14	20	9	14	-	-	-	-	-	-	-	-	-
New York U.....	20	11	6	6	13	-	-	-	-	-	-	-	-
Oklahoma City.....	-	-	15	18	18	-	16	15	13	-	-	-	-
Oklahoma St.....	13	13	-	-	-	-	-	16	-	-	-	-	-
Penn St.....	-	-	-	-	-	-	-	-	14	17	13	-	-
St. Bonaventure.....	-	-	-	10	8	6	5	5	4	4	10	12	15
St. John's (N.Y.).....	2	1	7	8	12	-	15	15	10	10	8	9	10
St. Louis.....	4	4	12	7	5	8	6	7	7	9	5	5	5
Seattle.....	-	-	-	-	-	-	-	-	-	16	-	-	18
Seton Hall.....	7	10	10	11	9	12	13	11	17	12	14	14	14
Siena.....	-	-	-	17	11	19	18	-	16	18	20	-	-

	December			January				February			March		
	10	17	25	1	8	15	22	29	5	12	19	26	4
Stanford.....	16	-	13	-	-	-	-	-	-	-	-	-	-
Texas St.....	-	-	-	-	-	-	-	-	-	-	-	-	20
Syracuse.....	-	-	20	19	14	-	-	-	-	-	-	-	-
TCU.....	-	-	-	-	15	12	-	-	-	-	-	-	-
UCLA.....	-	-	16	-	-	-	-	-	-	-	-	-	19
Utah.....	-	-	15	18	-	-	17	-	-	-	-	-	-
Vanderbilt.....	18	-	-	-	-	-	-	-	-	-	-	-	-
Villanova.....	15	18	14	-	-	-	-	-	-	-	-	-	19
Washington.....	6	8	3	3	6	8	6	9	8	8	6	6	6
West Virginia.....	-	-	-	-	11	10	9	10	12	14	12	10	9
Western Ky.....	-	16	11	-	-	-	-	-	20	-	-	-	18
Wyoming.....	-	14	-	-	-	-	-	-	-	19	16	16	-

**1952-53**

	December			January				February			March			
	16	23	30	6	13	20	27	3	10	17	24	3	10	24
California.....	18	-	-	20	-	14	-	14	19	19	-	-	-	-
Colorado.....	-	18	-	-	-	-	-	-	-	-	-	-	-	-
DePaul.....	-	-	14	-	-	-	10	7	7	14	15	-	-	19
Duke.....	-	-	-	-	-	-	-	-	-	18	-	-	-	-
Duquesne.....	-	-	-	-	-	-	-	-	-	-	19	18	11	9
Eastern Ky.....	-	-	-	-	-	18	15	-	-	-	20	17	-	-
Fordham.....	-	-	-	8	7	10	7	13	16	-	-	-	-	-
Georgetown.....	-	-	-	-	20	-	-	-	-	-	-	-	-	-
Holy Cross.....	8	4	6	14	17	-	-	17	-	-	-	20	-	13
Idaho.....	-	20	-	18	-	-	-	-	-	-	-	-	-	-
Illinois.....	3	2	4	4	4	6	6	6	5	5	10	10	13	11
Indiana.....	19	15	12	7	6	2	2	2	2	2	2	1	1	1
Kansas.....	20	-	-	-	15	9	14	18	14	10	5	6	5	3
Kansas St.....	2	5	1	1	1	4	5	5	10	8	9	8	8	12
La Salle.....	1	1	3	3	3	5	4	4	4	4	4	2	3	6
LSU.....	10	8	17	11	14	14	11	10	8	6	6	5	7	5
Louisville.....	-	-	-	-	-	-	-	-	17	16	18	14	14	-
Manhattan.....	-	-	-	-	20	19	-	19	15	13	16	-	20	-
Miami (Ohio).....	-	-	-	-	-	-	-	-	-	-	-	12	16	-
Minnesota.....	16	17	9	19	-	19	-	-	-	-	-	-	-	-
Missouri St.....	-	-	-	-	-	-	-	-	-	-	-	-	-	20
Murray St.....	-	-	-	-	-	-	-	-	-	17	-	-	-	-
Navy.....	20	13	-	15	-	-	16	-	-	-	-	18	19	-
Niagara.....	-	-	-	-	-	-	-	20	17	-	-	-	-	-
North Carolina.....	-	-	-	-	-	18	-	12	-	-	-	-	-	-
North Carolina St.....	6	6	11	9	8	8	12	15	13	12	18	18	-	-
Notre Dame.....	7	11	19	13	11	16	17	-	-	17	13	17	10	-
Oklahoma City.....	13	19	16	-	18	17	-	16	13	12	11	11	10	-
Oklahoma St.....	5	9	7	5	9	7	8	9	6	7	7	7	6	8
St. Bonaventure.....	14	12	15	-	-	-	-	-	-	-	-	-	-	-
St. John's (N.Y.).....	-	-	-	-	-	-	-	-	-	-	-	-	-	20
St. Louis.....	17	-	-	-	-	-	-	-	-	-	-	-	-	-
Santa Clara.....	-	-	-	-	-	-	-	-	-	-	-	-	-	16
Seattle.....	-	15	13	16	16	13	13	11	11	11	14	15	14	14
Seton Hall.....	4	3	2	2	2	1	1	1	1	1	1	3	4	2
Southern California.....	-	-	-	12	12	-	-	-	-	-	-	-	-	-
Toledo.....	-	-	18	-	-	-	-	-	-	-	-	-	-	-
Tulsa.....	15	14	8	17	13	11	20	-	19	-	-	-	-	-
UCLA.....	12	20	-	-	19	-	-	-	-	-	-	-	-	-
Villanova.....	-	-	-	-	-	-	-	-	-	19	-	-	-	-
Wake Forest.....	-	-	-	-	-	-	-	-	-	-	-	-	-	12
Washington.....	9	7	5	6	5	3	3	3	3	3	3	4	2	4
Wayne St. (Mich.).....	-	-	20	-	-	-	-	-	-	-	-	-	-	-
Western Ky.....	11	10	10	10	10	12	9	8	9	9	8	9	9	17
Wyoming.....	-	-	-	-	-	-	-	-	-	-	-	-	-	16

**1953-54**

	December				January				February			March			
	8	15	22	29	5	12	19	26	2	9	16	23	2	9	23
Bradley.....	-	-	-	-	-	-	-	-	18	-	-	-	-	-	7
Brigham Young.....	-	-	-	19	-	-	-	-	-	-	-	-	-	-	-
California.....	17	15	-	-	-	15	14	15	14	-	-	-	-	-	-
Colorado A&M.....	-	-	-	-	18	-	-	-	-	19	18	-	19	-	-
Connecticut.....	-	-	-	-	-	-	18	-	-	-	-	-	19	-	-
Dayton.....	15	-	16	-	14	17	-	18	-	17	16	14	15	-	-
Duke.....	-	13	-	-	8	9	13	20	8	15	14	10	11	18	15
Duquesne.....	3	3	2	2	2	2	2	2	2	1	1	4	3	5	-
Fordham.....	-	9	7	10	-	-	-	-	-	-	-	-	-	-	-
George Washington.....	-	-	-	-	12	7	10	10	11	10	8	8	9	7	12
Holy Cross.....	19	14	10	12	7	6	8	7	10	9	9	7	13	9	3
Idaho.....	-	-	20	17	-	20	-	-	-	-	-	-	-	-	-
Illinois.....	9	4	4	8	15	19	20	-	-	-	-	20	-	-	19
Indiana.....	1	1	1	3	3	3	3	3	3	3	3	2	2	4	-
Iowa.....	-	-	-	-	-	-	-	-	-	10	20	16	16	13	-
Kansas.....	5	-	-	-	16	11	17	17	19	20	-	17	15	13	18
Kansas St.....	8	-	-	-	-	-	-	-	-	-	-	-	-	-	-
Kentucky.....	2	2	2	1	1	1	1	1	1	1	2	2	1	1	1

	December				January			February			March				
	8	15	22	29	5	12	19	26	2	9	16	23	2	9	23
La Salle.....	6	20	16	13	-	-	19	12	9	7	12	13	8	12	2
LSU.....	10	5	14	18	-	16	12	14	17	17	13	12	7	8	14
Louisville.....	-	-	-	-	-	-	-	-	20	-	-	-	20	-	-
Maryland.....	-	-	-	-	-	-	14	13	13	11	11	11	17	14	20
Minnesota.....	12	6	8	6	6	10	9	8	12	12	18	-	-	-	-
Navy.....	-	-	-	-	18	-	-	-	-	16	20	-	-	-	-
Niagara.....	-	18	-	-	-	12	13	18	-	-	-	-	-	-	16
North Carolina St.....	7	8	9	9	20	-	-	-	-	19	-	-	18	10	-
Notre Dame.....	-	16	19	-	-	-	6	6	7	6	6	6	5	6	6
Oklahoma City.....	19	12	15	11	9	8	7	9	16	13	16	15	-	-	-
Oklahoma St.....	4	7	5	5	4	4	5	4	5	4	5	5	6	5	10
Oregon St.....	13	11	12	4	10	-	-	-	-	-	-	-	-	-	16
Penn St.....	-	-	-	-	-	-	-	-	-	-	-	-	-	-	9
Rice.....	-	-	11	16	11	15	-	-	-	-	-	-	-	-	-
St. Louis.....	18	-	-	-	-	-	-	-	-	-	-	-	-	-	-
Santa Clara.....	16	-	-	-	-	-	-	-	-	-	-	-	-	-	-
Seattle.....	-	-	-	15	16	14	16	11	6	8	7	9	10	11	17
Siena.....	-	19	-	-	-	-	-	-	-	-	-	-	-	-	-
Southern California.....	-	-	-	-	-	-	-	-	-	-	-	-	-	-	11
UCLA.....	-	17	13	14	-	-	-	-	-	-	-	19	-	-	-
Vanderbilt.....	-	-	-	-	20	20	-	-	19	-	-	-	-	-	-
Western Ky.....	11	10	6	7	5	5	4	4	4	5	4	4	3	4	8
Wichita St.....	-	-	-	-	-	-	11	11	16	14	18	15	14	12	20
Wisconsin.....	-	-	18	-	-	-	-	-	-	-	-	-	-	-	-
Wyoming.....	14	-	-	20	-	-	-	-	-	-	-	-	-	-	-

**1954-55**

	December			January					
--	----------	--	--	---------	--	--	--	--	--



	December				January				February				March	
	6	13	20	27	3	10	17	24	31	7	14	21	28	6
Dayton	7	7	4	2	3	2	2	2	2	2	2	4	3	3
Duke	-	-	14	8	11	6	7	10	10	8	11	11	11	19
Duquesne	9	6	20	-	-	-	-	-	-	-	-	-	-	-
George Washington	13	13	11	12	7	14	-	-	-	19	-	19	-	-
Holy Cross	11	10	7	14	14	11	12	11	14	13	16	17	15	12
Houston	-	-	-	-	-	-	-	-	-	-	18	14	18	17
Illinois	8	-	17	9	9	8	6	5	6	6	3	2	2	7
Indiana	-	19	18	-	13	12	-	-	-	-	-	-	-	-
Iowa	4	4	10	6	-	20	13	19	-	17	15	13	10	5
Iowa St.	-	-	-	-	8	15	-	-	-	-	20	-	-	-
Kansas	-	18	-	-	-	-	-	-	-	-	-	-	-	-
Kansas St.	-	-	-	-	-	-	-	-	-	-	-	17	-	-
Kentucky	2	12	9	13	6	5	4	3	8	7	7	8	12	9
La Salle	18	-	-	-	-	-	-	-	-	-	-	-	-	-
Louisville	-	-	-	11	-	13	10	9	5	5	4	3	6	6
Marquette	14	-	13	-	-	-	-	-	-	-	-	-	-	-
Marshall	-	-	-	-	-	-	-	18	-	-	-	-	-	-
Memphis	-	-	18	-	12	17	15	19	16	-	19	-	-	-
Michigan St.	-	-	16	-	20	-	-	-	-	-	-	-	-	-
Minnesota	20	-	-	-	-	-	-	-	-	-	-	-	-	-
North Carolina	-	16	6	4	5	9	9	8	9	12	10	9	8	15
North Carolina St.	3	2	2	3	2	3	3	4	4	4	5	6	5	2
Ohio St.	16	-	-	15	10	7	11	-	-	-	-	-	-	-
Oklahoma City	12	20	15	10	-	16	14	16	15	14	14	18	16	16
Oklahoma St.	-	-	-	-	-	20	-	20	-	-	-	-	-	-
Rice	-	-	-	17	18	-	-	-	-	-	-	-	-	-
St. Francis (N.Y.)	-	-	-	-	-	-	-	15	13	16	13	16	-	-
St. Louis	-	17	-	-	-	17	17	11	-	11	17	-	19	-
San Francisco	1	1	1	1	1	1	1	1	1	1	1	1	1	1
SMU	-	-	-	-	-	19	18	17	-	15	12	12	9	8
Stanford	19	-	-	-	-	-	-	-	-	-	-	-	-	-
Temple	-	11	12	17	16	10	8	6	7	9	9	10	14	13
Tulsa	-	-	-	-	15	-	-	-	-	-	-	-	-	-
UCLA	16	-	-	-	-	18	-	20	-	18	20	15	13	10
Utah	5	3	3	7	-	20	16	-	-	-	-	-	-	20
Vanderbilt	-	9	8	5	4	4	5	7	3	3	6	5	7	11
Wake Forest	-	-	-	-	-	18	-	-	-	-	-	20	-	18
West Virginia	14	15	-	-	19	-	-	-	-	-	-	-	-	14

**1956-57**

	December			January				February			March			
	11	18	26	2	8	15	22	29	5	12	19	26	5	12
Alabama	9	17	-	-	-	-	-	-	-	-	-	-	-	-
Bradley	-	-	-	-	12	10	10	-	8	5	5	7	13	19
California	-	-	-	-	19	19	15	-	19	12	15	-	14	13
Canisius	10	18	17	15	14	14	14	12	14	14	-	-	-	20
Dayton	15	-	-	-	-	-	-	-	-	-	-	-	-	-
Duke	-	13	9	-	15	16	15	19	-	17	16	-	-	-
Idaho St.	-	-	20	-	-	-	17	-	20	-	-	15	15	16
Illinois	7	5	6	5	10	8	9	7	15	16	-	-	-	-
Indiana	-	-	-	-	-	-	-	-	-	18	11	10	-	-
Iowa St.	17	14	14	7	7	9	3	8	9	9	9	16	17	-
Kansas	1	1	1	1	1	1	2	2	2	2	2	2	2	2
Kansas St.	14	10	-	-	-	-	-	-	-	17	12	-	-	-
Kentucky	3	7	3	3	3	4	5	4	3	3	3	3	3	3
Louisville	4	6	8	6	5	5	4	3	6	8	7	8	6	6
Manhattan	-	-	-	13	-	-	-	-	-	-	-	-	-	-
Memphis	-	-	-	20	-	-	-	-	16	-	20	19	19	12
Michigan St.	-	-	-	-	-	-	-	-	-	-	-	-	8	11
Minnesota	-	-	-	19	-	-	-	-	-	-	-	-	-	-
Mississippi St.	-	-	-	-	-	-	-	-	-	19	20	-	18	15
Niagara	16	-	-	-	-	-	-	-	-	-	-	-	-	-
North Carolina	6	3	2	2	2	2	1	1	1	1	1	1	1	1
North Carolina St.	8	19	-	-	-	-	-	-	-	-	-	-	-	-
Notre Dame	-	-	-	-	-	-	-	-	-	-	-	-	-	17
Ohio St.	11	11	-	-	17	12	11	-	12	-	-	-	-	-
Oklahoma City	18	15	11	17	11	13	16	16	13	13	13	18	10	9
Oklahoma St.	19	12	10	11	12	19	-	20	-	-	17	-	16	20
Purdue	-	-	-	-	-	-	-	-	17	-	-	-	-	-
St. John's (N.Y.)	-	15	-	-	-	-	-	-	-	-	-	-	-	-
St. Louis	-	9	5	16	17	-	-	-	-	20	-	14	12	10
San Francisco	2	2	19	-	-	-	-	-	-	-	-	-	-	-
Seattle	20	-	18	10	9	7	8	9	7	4	4	5	5	5
SMU	5	4	7	4	4	3	6	6	4	4	6	6	4	4
Tennessee	-	-	12	12	16	-	-	-	-	-	-	-	-	-
Tulane	-	-	16	-	-	18	14	-	-	-	-	-	-	-
UCLA	-	-	-	8	8	6	7	5	5	7	8	6	7	14
Vanderbilt	-	-	12	9	6	10	13	-	18	18	10	9	9	8
Wake Forest	-	-	-	18	13	11	11	13	10	11	12	13	20	18
West Virginia	13	8	4	19	18	15	17	18	11	10	14	11	11	7
West Va. Tech	-	-	-	-	-	-	-	-	-	15	18	-	-	-
Western Ky.	12	20	15	14	20	18	20	-	-	-	-	-	-	-

**1957-58**

	December				January				February				March	
	10	17	24	31	7	14	21	28	4	11	18	25	4	11
Arkansas	-	-	-	-	-	-	-	-	18	-	-	-	-	-
Auburn	-	-	-	-	-	-	-	-	-	-	-	20	16	16
Bradley	4	11	11	12	10	10	10	12	11	13	15	14	11	14
California	-	-	-	19	-	-	-	-	-	-	-	19	-	-
Cincinnati	19	4	5	5	7	5	4	3	3	3	2	3	3	2
Dartmouth	-	-	-	-	-	19	18	19	20	-	19	-	-	-
Dayton	-	-	-	-	-	-	17	16	14	14	11	10	8	11
Duke	-	-	-	-	-	-	-	-	13	8	7	6	6	10
Georgia Tech	-	-	-	-	-	-	-	-	19	-	-	-	-	-
Illinois	-	-	-	-	17	-	-	-	-	-	-	-	-	-
Indiana	-	-	-	-	-	-	-	-	-	-	-	-	-	12
Iowa St.	-	-	20	-	-	-	-	-	-	-	-	-	-	-
Kansas	2	2	2	2	2	3	2	2	2	4	4	7	10	7
Kansas St.	5	3	3	3	4	2	3	4	4	1	1	1	1	3
Kentucky	3	5	9	10	9	9	9	8	12	12	13	12	9	9
La Salle	-	-	-	20	-	-	-	-	-	-	-	-	-	-
Maryland	-	6	6	7	11	8	6	9	8	9	14	17	17	6
Memphis	20	-	-	-	18	-	-	-	-	-	-	-	-	-
Michigan St.	7	9	8	8	14	18	15	15	15	19	12	15	12	17
Minnesota	11	10	-	-	-	-	-	-	-	-	-	-	-	-
Mississippi St.	-	18	10	9	5	11	14	14	17	18	18	16	15	15
North Carolina	1	1	4	4	3	6	8	7	7	11	16	9	13	13
North Carolina St.	12	20	13	11	13	20	12	10	9	10	9	11	14	20
Notre Dame	15	-	-	-	-	-	-	-	-	17	10	8	7	8
Oklahoma	-	-	-	-	-	14	-	-	-	20	-	-	-	-
Oklahoma St.	18	16	14	14	8	7	7	6	6	6	8	13	18	19
Oregon St.	-	17	-	18	15	16	-	20	-	-	-	-	-	-
Rice	16	14	-	-	-	-	-	-	-	-	-	-	-	-
Richmond	-	19	17	-	-	-	-	-	-	-	-	-	-	-
St. Bonaventure	-	-	-	-	-	-	-	-	-	-	-	-	20	-
St. John's (N.Y.)	-	-	19	17	16	15	13	13	-	-	-	-	-	-
St. Louis	9	-	18	-	-	-	-	-	-	-	-	-	-	-
San Francisco	6	7	7	6	6	4	5	5	5	5	5	4	4	4
Seattle	14	12	15	-	20	-	-	-	16	16	17	18	19	18
Syracuse	17	-	-	-	-	-	-	-	-	-	-	-	-	-
Temple	10	-	-	13	12	12	11	11	10	7	6	5	5	5
Tennessee	-	-	-	-	-	13	16	-	-	15	20	-	-	-
TCU	-	-	-	-	-	-	16	-	-	-	-	-	-	-
UCLA	13	13	-	-	-	-	-	-	-	-	-	-	-	-
Utah	-	15	12	15	19	-	-	-	-	-	-	-	-	-
West Virginia	8	8	1	1	1	1	1	1	1	2	3	2	2	1
Western Ky.	-	-	16	-	-	-	-	-	-	-	-	-	-	-
Wichita St.	-	-	-	-	20	17	19	18	-	-	-	-	-	-

**1958-59**

	December				January				February				March	
	9	16	23	30	6	13	20	27	3	10	17	24	2	9
Auburn	12	13	8	9	6	5</								

	December 9 16 23 30				January 6 13 20 27				February 3 10 17 24				March 2 9	
Utah	-	-	-	-	-	-	20	-	16	17	17	-	16	18
Villanova	-	-	15	-	18	-	19	-	-	-	-	-	-	-
Washington	-	-	19	-	-	-	-	-	-	-	-	-	-	-
West Virginia	4	7	5	11	11	10	10	10	10	9	11	10	8	10
Xavier	16	9	10	-	-	-	-	-	-	-	-	-	-	-

1959-60

	December 22 29		January 5 12 19 26				February 2 9 16 23				March 1 8	
Auburn	-	-	-	-	-	-	-	17	17	13	11	11
Bradley	5	9	4	4	2	2	2	2	2	3	4	4
California	4	3	2	2	3	3	3	3	3	4	3	2
Cincinnati	1	1	1	1	1	1	1	1	1	1	1	1
Dayton	-	-	-	19	19	13	15	-	-	-	-	-
DePaul	-	20	-	-	-	-	-	-	-	-	-	-
Detroit	17	11	15	20	20	14	14	19	-	-	-	-
Duke	16	18	-	-	-	-	-	-	-	-	-	18
Georgia Tech	8	10	6	6	6	6	6	6	6	6	7	13
Holy Cross	-	-	-	-	-	-	-	16	13	17	20	16
Illinois	10	8	9	14	13	-	19	20	20	-	-	-
Indiana	9	7	11	-	-	-	-	-	20	12	7	-
Iowa	19	14	-	-	15	-	-	-	-	-	-	-
Kansas St.	-	-	-	-	-	-	15	-	-	-	-	-
Kentucky	13	13	-	17	16	15	-	-	-	-	-	-
La Salle	14	-	-	19	-	-	-	-	-	-	-	-
Miami (Fla.)	-	15	14	15	11	11	11	10	10	9	8	10
Michigan St.	11	-	-	-	-	-	-	-	-	-	-	-
New York U.	12	12	-	-	-	-	-	-	-	14	14	12
North Carolina	-	-	19	16	12	12	17	13	19	-	16	-
Ohio	-	-	-	-	-	-	-	18	-	-	-	-
Ohio St.	3	5	7	5	5	5	4	4	4	2	2	3
Providence	-	-	-	-	-	20	16	14	16	15	15	14
St. Bonaventure	-	-	-	-	-	-	19	-	14	10	9	9
St. John's (N.Y.)	-	-	-	-	-	-	-	15	11	19	20	-
St. Louis	7	6	12	11	18	16	18	18	-	16	13	15
Southern California	20	-	10	10	14	18	-	-	-	-	-	-
Texas A&M	18	-	13	8	10	10	10	12	11	18	-	-
Toledo	-	16	20	18	17	13	12	11	12	19	-	-
Utah	6	4	5	7	7	7	7	9	8	5	6	6
Utah St.	-	-	17	12	9	9	9	7	7	8	10	8
Villanova	15	17	16	9	8	8	8	8	9	12	17	17
Virginia Tech	-	-	-	-	17	-	-	-	-	-	-	-
Wake Forest	-	19	8	13	20	-	-	-	-	-	18	19
West Virginia	2	2	3	3	4	4	5	5	5	7	5	5
Western Ky.	-	-	18	-	-	-	-	-	-	-	-	-

1960-61

	December 13 20 27			January 3 10 17 24 31				February 7 14 21 28				March 7	
Auburn	11	9	9	10	-	-	-	-	-	-	-	-	-
Bradley	2	2	2	2	2	3	3	3	4	5	4	4	6
Cincinnati	-	-	-	-	-	-	-	5	4	3	3	2	-
Colorado	-	15	-	-	-	-	-	-	-	-	-	-	-
Dayton	20	-	-	-	-	-	-	-	-	-	-	-	-
DePaul	-	-	-	-	7	-	-	-	-	-	-	-	-
Detroit	3	8	13	-	-	-	-	-	-	-	-	-	-
Drake	-	20	14	-	-	-	-	-	-	-	-	-	-
Duke	8	7	6	8	8	8	5	4	3	3	6	9	10
Georgia Tech	15	-	-	-	-	-	-	-	-	-	-	-	-
Illinois	19	-	-	-	-	-	-	-	-	-	-	-	-
Indiana	4	4	4	-	-	-	-	-	-	-	-	-	-
Iowa	-	-	-	7	6	4	6	6	9	9	5	6	8
Kansas	16	20	-	-	-	-	-	-	-	-	-	-	-
Kansas St.	20	12	12	9	10	-	10	7	6	8	7	4	-
Kentucky	20	19	-	-	-	-	-	-	-	-	-	-	-
Louisville	9	5	5	4	4	5	8	8	10	-	-	-	-
Maryland	12	-	-	-	-	-	-	-	-	-	-	-	-
Memphis	-	-	19	-	-	-	-	-	-	-	-	-	-
North Carolina	5	10	11	6	7	6	4	5	6	7	7	5	5
North Carolina St.	10	10	10	-	-	-	-	-	-	-	-	-	-
Ohio St.	1	1	1	1	1	1	1	1	1	1	1	1	1
Providence	-	13	15	-	-	-	-	-	-	-	-	-	-
Purdue	-	-	-	-	-	10	-	-	-	-	-	-	-
St. Bonaventure	6	3	3	3	3	2	2	2	2	2	2	3	3
St. John's (N.Y.)	7	6	7	5	5	9	7	7	-	-	-	-	-
St. Louis	16	8	-	-	-	-	-	-	-	-	-	-	-
Southern California	-	-	-	-	9	9	8	8	8	10	10	7	-
UCLA	13	14	16	9	10	-	-	-	-	-	-	-	-
Utah	18	18	-	-	-	-	-	-	-	-	-	-	-
Utah St.	14	-	-	-	-	-	-	-	-	-	-	-	-
Vanderbilt	-	17	16	-	-	-	-	-	-	-	-	-	-
Wake Forest	-	19	-	-	-	-	-	-	-	-	-	-	-
West Virginia	-	-	-	-	-	-	-	10	9	8	9	-	-
Wichita St.	16	-	18	-	-	-	-	-	-	-	-	-	-

1961-62

	December 19 26		January 2 9 16 23 30				February 6 13 20 27				March 6 13		
Arizona St.	-	10	-	-	-	-	-	-	-	-	-	-	-
Bowling Green	-	-	10	9	8	8	8	8	10	7	7	8	8
Bradley	-	-	-	-	9	9	9	7	5	6	6	6	5
Cincinnati	2	2	2	2	3	3	3	3	3	2	2	2	2
Colorado	-	-	-	-	-	-	-	-	-	9	9	-	9
Duke	7	-	10	8	10	7	7	6	5	7	8	8	9
Duquesne	-	7	3	7	8	5	6	7	6	9	-	-	-
Kansas St.	8	4	5	4	5	4	4	4	4	4	4	3	3
Kentucky	-	-	6	3	3	2	2	2	2	2	3	4	4
Loyola (Ill.)	-	-	-	-	-	-	-	-	-	-	-	-	10
Mississippi St.	-	-	-	9	7	10	10	10	9	8	5	5	5
Ohio St.	1	1	1	1	1	1	1	1	1	1	1	1	1
Oregon St.	-	-	-	-	-	-	-	-	10	6	10	-	-
Providence	5	3	-	-	-	-	-	-	-	-	-	-	-
Purdue	6	8	9	-	-	-	-	-	-	-	-	-	-
St. Bonaventure	-	9	-	-	-	-	-	-	-	-	-	-	-
St. John's (N.Y.)	-	-	-	-	-	-	-	-	-	-	-	-	-
Seattle	10	10	-	-	-	-	-	-	-	-	-	-	-
Southern California	4	6	4	6	4	6	5	5	-	-	-	-	-
Utah	-	-	-	-	-	-	-	-	-	10	7	7	-
Villanova	-	-	-	5	6	-	-	-	-	-	-	-	-
Wake Forest	3	-	-	-	-	-	-	-	-	-	-	-	-
West Virginia	-	5	7	-	-	-	-	-	-	-	-	-	-
Wichita St.	-	-	8	-	-	-	-	-	-	-	-	-	-

1962-63

	December 4 11 18 25			January 1 8 15 22 29				February 5 12 19 26				March 5 12		
Arizona St.	-	-	6	4	3	4	5	5	5	5	4	4	4	4
Auburn	-	-	-	10	-	-	-	-	-	9	-	-	-	-
Cincinnati	1	1	1	1	1	1	1	1	1	1	1	1	1	1
Colorado	-	8	6	-	-	-	8	7	7	-	-	-	10	-
Duke	2	2	2	8	7	6	5	4	3	3	2	2	2	2
Georgia Tech	-	-	-	-	7	6	7	6	6	10	-	10	-	-
Illinois	8	-	10	8	4	3	5	3	3	4	4	4	6	8
Indiana	-	8	-	-	-	-	-	-	-	-	-	-	-	-
Kentucky	3	9	9	5	6	-	-	-	-	-	-	-	-	-
Loyola (Ill.)	4	4	4	3	2	2	2	2	2	2	3	3	5	3
Mississippi St.	6	5	5	5	10	-	9	9	-	8	6	8	7	7
New York U.	-	-	-	-	-	-	-	-	-	10	9	-	9	-
North Carolina	-	-	-	-	10	-	-	-	-	-	-	-	-	-
Ohio St.	-	3	3	2	5	4	8	-	-	9	5	5	3	7
Oregon St.	7	7	9	-	-	10	-	9	-	-	-	-	-	-
Providence	-	-	-	-	-	-	-	-	-	-	-	-	10	-
St. Bonaventure	9	-	-	-	-	-	-	-	-	-	-	-	-	-
Seattle	-	-	10	-	-	-	-	-	-	-	-	-	-	-
Southern California	-	-	-	7	-	-	-	-	-	-	-	-	-	-
Stanford	-	-	9	-	-	10	7	10	8	-	-	-	9	-
UCLA	-	-	-	9	-	-	-	-	-	-	-	-	-	-
West Virginia	5	3	6	7	-	9	-	6	-	-	-	-	-	-
Wichita St.	-	10	-	-	8	8	7	8	10	9	-	7	8	6
Wisconsin	10	6	7	-	-	-	-	-	-	-	-	-	-	-

1963-64

	December 10 17 24 31				January 7 14 21 28				February 4 11 18 25				March 3 10	
Arizona St.	6	4	-	-	-	-	-	-	-	-	-	-	-	-
Cincinnati	3	6	4	5	4	8	8	-	-	-	-	-	-	-
Davidson	-	-	10	7	7	5	5	4	3	5	4	8	7	10
DePaul	-	-	-	-	-	-	9	9	10	10	9	9	8	9
Drake	-	-	-	-	-	-	-	-	-	10	-	-	-	-
Duke	4	3	5	8	9	9	10	8	8	7	5	4	4	4
Kansas	-	10	-	-	-	-	-	-	-	-	-	-	-	-
Kentucky	9	5	2	2	1	2	4	5	4	3	3	3	2	3
Loyola (Ill.)	1	1												

	December				January				February				March	
PS	8	15	22	29	5	12	19	26	2	9	16	23	2	9
Illinois.....	-	-	7	6	-	-	-	-	-	10	-	-	-	-
Indiana.....	-	-	8	7	2	5	5	9	7	8	7	7	-	-
Kansas.....	18	-	-	-	-	-	-	-	-	-	-	-	-	-
Kansas St.....	8	-	-	-	-	-	-	-	-	-	-	-	-	-
Kentucky.....	11	9	8	-	-	-	-	-	-	-	-	-	-	-
Michigan.....	1	1	2	1	1	3	2	2	2	1	1	1	1	1
Minnesota.....	11	6	4	3	3	-	-	-	-	-	9	8	6	7
New Mexico.....	-	-	-	-	-	-	-	-	-	-	-	10	-	-
North Carolina...	13	-	-	-	-	-	-	-	-	-	-	-	-	-
Notre Dame.....	17	-	-	-	-	-	-	-	-	-	-	-	-	-
Providence.....	-	-	-	-	9	6	6	4	4	4	4	4	4	4
St. John's (N.Y.)..	10	10	7	-	7	7	8	7	-	-	-	-	-	-
St. Joseph's.....	-	-	-	10	4	4	3	3	3	3	3	3	3	3
St. Louis.....	-	4	10	9	9	-	-	-	-	-	-	-	-	-
San Francisco.....	9	5	3	5	5	8	9	9	8	10	-	-	-	-
Seattle.....	15	-	-	-	-	-	-	-	-	-	-	-	-	-
Syracuse.....	7	-	-	-	-	-	-	-	-	-	-	-	-	-
Tennessee.....	-	-	-	-	-	-	-	-	-	-	8	-	-	-
UCLA.....	2	7	5	4	4	1	1	1	1	2	2	2	2	2
Vanderbilt.....	6	3	9	-	-	-	-	-	-	9	7	9	5	5
Villanova.....	16	-	-	-	-	-	-	-	-	-	-	-	9	8
Wichita St.....	3	2	1	2	2	5	3	4	5	8	9	10	-	-

**1965-66**

	December				January				February				March	
PS	7	14	21	28	4	11	18	25	1	8	15	22	1	8
Bradley.....	9	9	9	5	3	5	5	7	-	-	-	-	-	-
Brigham Young...	-	-	-	6	-	8	7	-	-	-	-	-	-	-
Cincinnati.....	-	-	-	-	8	-	-	8	10	-	-	-	10	7
Duke.....	3	6	1	1	1	1	1	1	1	2	2	2	3	2
Iowa.....	-	-	9	4	-	7	-	-	-	-	-	-	-	-
Kansas.....	8	7	4	-	-	10	6	9	7	7	7	6	6	4
Kansas St.....	10	-	-	-	-	-	-	-	-	-	-	-	-	-
Kentucky.....	-	-	10	5	-	2	2	2	2	2	1	1	1	1
Loyola (Ill.).....	-	-	-	-	-	9	7	-	5	3	4	4	4	6
Michigan.....	2	2	3	3	7	-	-	-	9	10	10	10	-	9
Minnesota.....	7	5	6	6	9	-	-	-	-	-	-	-	-	-
Nebraska.....	-	-	-	-	-	-	-	-	9	9	8	-	9	-
Providence.....	6	8	7	7	10	6	6	4	3	4	6	6	9	8
St. Joseph's.....	4	3	2	2	8	4	4	3	5	8	8	8	7	5
South Carolina...	-	10	-	-	-	-	-	-	-	-	-	-	-	-
UTEP.....	-	-	-	-	-	9	8	8	6	6	4	3	3	2
UCLA.....	1	1	8	-	-	10	9	10	10	-	-	-	-	-
Vanderbilt.....	5	4	5	4	2	3	3	5	4	3	5	5	5	5
Western Ky.....	-	-	-	-	-	-	-	-	-	-	-	-	-	10
Wichita St.....	-	-	10	8	-	-	-	-	-	-	-	-	-	-

**1966-67**

	December				January				February				March		
PS	6	13	20	27	3	10	17	24	31	7	14	21	28	7	14
Boston College....	-	-	-	-	-	-	-	-	-	10	-	-	10	-	9
Bradley.....	-	-	-	-	10	-	-	-	-	-	-	-	-	-	-
Brigham Young...	-	9	7	-	-	-	-	-	-	-	-	-	-	-	-
Cincinnati.....	10	10	10	7	7	8	-	-	-	-	-	-	-	-	-
Duke.....	4	7	-	-	-	-	-	-	-	-	-	-	-	-	-
Florida.....	-	-	-	-	-	10	8	-	-	-	-	-	-	-	-
Houston.....	7	5	9	8	6	5	4	3	3	6	5	7	7	7	7
Kansas.....	-	-	9	-	-	9	8	7	7	7	6	4	4	3	-
Kentucky.....	3	3	4	-	-	-	-	-	-	-	-	-	-	-	-
Louisville.....	5	4	3	2	2	2	2	4	3	3	2	2	2	2	2
Michigan St.....	-	-	8	5	10	-	-	-	-	-	-	-	-	-	-
Mississippi St....	-	-	-	-	-	10	-	-	-	-	-	-	-	-	-
New Mexico.....	6	6	5	6	5	4	3	9	-	-	-	-	-	-	-
North Carolina...	9	8	6	3	3	3	5	4	2	2	2	4	5	3	4
Princeton.....	-	-	-	-	-	-	7	5	5	5	4	3	6	5	5
Providence.....	-	-	-	-	-	7	9	10	10	10	9	-	-	-	-
St. John's (N.Y.)..	-	-	-	-	8	-	-	-	-	-	-	-	-	-	-
Syracuse.....	-	-	-	-	-	-	-	-	-	10	8	-	-	-	-
Tennessee.....	-	-	-	-	-	-	-	-	-	-	9	8	-	8	-
UTEP.....	2	2	2	4	4	6	6	6	6	4	8	8	10	9	10
UCLA.....	1	1	1	1	1	1	1	1	1	1	1	1	1	1	1
Vanderbilt.....	-	-	10	9	-	-	-	9	9	-	9	-	-	-	-
Western Ky.....	8	-	-	-	-	-	8	8	-	6	5	3	6	-	6

**1967-68**

	December				January				February				March		
PS	5	12	19	26	2	9	16	23	30	6	13	20	27	5	12
Boston College....	7	10	6	8	10	-	-	-	-	-	-	-	-	-	-
Bradley.....	-	-	10	-	-	-	-	-	-	-	-	-	-	-	-
Columbia.....	-	-	-	-	-	10	10	8	8	7	6	6	6	8	7
Davidson.....	10	-	8	6	8	-	-	-	-	-	-	-	-	-	10
Dayton.....	6	6	-	-	-	-	-	-	-	-	-	-	-	-	-
Duke.....	-	-	-	-	-	-	-	9	-	10	8	10	6	10	-
Houston.....	2	2	2	2	2	2	2	1	1	1	1	1	1	1	1
Indiana.....	-	-	9	5	3	-	-	-	-	-	-	-	-	-	-

	December				January				February				March		
PS	5	12	19	26	2	9	16	23	30	6	13	20	27	5	12
BKansas.....	5	4	-	-	-	-	-	-	-	-	-	-	-	-	-
Kentucky.....	-	9	4	7	6	5	4	8	9	10	8	8	5	5	4
Louisville.....	3	3	5	-	-	-	-	-	-	-	-	-	9	9	9
Marquette.....	-	-	-	-	-	-	-	-	-	-	-	10	8	-	-
New Mexico.....	-	-	-	-	-	10	9	6	4	4	6	5	7	7	7
New Mexico St....	-	-	-	-	-	-	-	-	-	-	10	-	-	-	-
North Carolina...	4	5	7	4	5	3	3	3	3	3	3	3	3	5	4
Oklahoma City....	-	-	-	-	-	8	-	-	-	-	-	-	-	-	-
Princeton.....	8	-	10	-	-	-	-	-	-	-	-	-	-	-	-
Purdue.....	-	7	-	-	-	-	-	-	-	-	-	-	-	-	-
St. Bonaventure...	-	-	-	-	-	9	7	7	5	5	4	4	4	4	3
Tennessee.....	-	-	-	9	4	6	5	4	6	6	5	7	-	-	-
UCLA.....	1	1	1	1	1	1	1	1	2	2	2	2	2	2	2
Utah.....	-	-	-	7	7	6	5	10	-	-	-	-	-	-	-
Vanderbilt.....	9	8	3	3	9	4	8	9	7	7	9	9	9	-	-

**1968-69**

	December					January				February				March	
PS	3	10	17	24	31	7	14	21	28	4	11	18	25	4	11
Baylor.....	-	-	-	-	-	-	-	-	-	18	-	-	19	-	-
Boston College....	-	-	-	-	-	-	-	-	-	-	-	-	-	20	16
California.....	-	19	18	15	-	-	-	-	-	-	-	-	-	-	-
Cincinnati.....	14	9	6	6	10	10	19	19	-	-	-	-	-	-	-
Colorado.....	-	-	-	-	-	-	-	20	17	17	20	14	18	-	18
Columbia.....	-	-	-	-	-	-	-	-	19	18	14	-	-	-	-
Davidson.....	6	6	3	3	3	2	6	4	4	4	6	6	5	5	5
Dayton.....	-	-	-	-	-	-	-	20	20	19	17	-	-	-	-
Detroit.....	18	15	14	13	11	7	13	-	-	-	-	-	-	-	-
Drake.....	-	-	-	-	-	-	18	-	-	-	-	-	-	-	11
Duke.....	17	16	9	-	-	-	-	-	-	-	-	-	-	-	-
Duquesne.....	-	-	-	-	-	15	15	12	10	11	15	13	8	10	9
Florida.....	19	-	-	-	-	-	-	-	-	-	-	-	-	-	-
Houston.....	8	6	12	20	-	-	-	-	-	-	-	-	-	-	-
Illinois.....	-	-	-	-	-	12	8	4	8	8	7	10	10	19	15
Iowa.....	-	20	19	-	-	-	-	-	-	-	-	-	-	-	-
Kansas.....	5	4	11	11	8	5	5	10	13	15	13	12	16	13	19
Kentucky.....	3	3	4	4	4	3	7	5	5	5	4	4	6	6	7
La Salle.....	-	-	20	16	17	11	11	11	9	9	7	5	4	3	2
Louisville.....	-	-	-	19	14	14	14	-	-	-	20	13	11	-	15
Marquette.....	15	20	-	-	-	-	20	15	16	16	17	18	20	18	14
New Mexico.....	9	8	5	5	6	18	-	-	-	-	18	-	-	-	-
New Mexico St....	-	-	-	14	15	12	10	7	7	8	16	15	15	16	12
North Carolina...	2	2	2	2	2	4	2	2	2	2	2	2	3	2	4
Northwestern.....	-	-	-	-	-	19	12	17	-	-	-	-	-	-	-
Notre Dame.....	4	5	7	7	7	16	17	16	15	-	-	-</			







**1977-78**

	PS	Nov. 29	December 6 13 20 27				January 3 10 17 24 31				February 7 14 21 28				March 6 13			
Alabama.....	15	19	-	-	18	-	-	-	-	-	-	-	-	-	-			
Arkansas.....	7	7	6	4	4	3	3	3	6	4	2	2	1	4	4	7	5	
Cincinnati.....	9	8	7	6	12	11	12	19	-	-	-	-	-	-	-	-	-	
DePaul.....	-	-	-	-	-	-	-	-	20	18	19	13	11	8	7	6	4	3
Detroit.....	19	19	17	16	15	20	-	-	-	-	-	-	17	19	16	16	19	18
Duke.....	-	-	-	-	-	-	-	-	17	11	17	-	20	13	15	8	7	-
Florida St.....	-	-	-	-	18	-	-	-	17	15	16	14	12	11	13	15	-	-
Georgetown.....	-	-	-	-	-	-	-	-	20	17	19	16	14	-	-	-	-	-
Holy Cross.....	18	17	15	13	12	16	13	14	-	-	-	-	-	-	-	-	-	-
Houston.....	-	-	-	-	-	-	-	-	-	-	-	-	-	-	-	-	14	-
Illinois St.....	-	-	-	-	-	-	-	-	20	19	15	15	15	13	17	-	-	-
Indiana.....	-	-	-	-	15	11	18	-	-	-	-	-	-	-	-	-	-	13
Indiana St.....	-	-	11	7	6	6	6	6	4	13	-	-	-	-	-	-	-	-
Kansas.....	-	-	19	20	16	17	14	10	8	8	8	8	6	6	5	9	10	-
Kansas St.....	-	-	-	-	19	-	-	-	-	-	-	-	-	-	-	-	-	-
Kentucky.....	2	1	1	1	1	1	1	1	1	1	1	3	2	1	1	1	1	-
Louisville.....	10	9	16	10	8	7	10	9	9	12	9	9	9	20	20	12	9	-
Marquette.....	3	4	4	3	2	5	4	4	2	2	3	3	2	1	3	3	8	-
Maryland.....	14	14	12	18	20	14	15	-	-	-	-	-	-	-	-	-	-	-
Miami (Ohio).....	-	-	-	-	-	-	-	-	-	-	-	-	-	-	-	-	-	19
Michigan.....	13	13	9	15	-	-	-	-	-	-	-	-	-	-	-	-	-	-
Michigan St.....	-	-	-	-	-	-	18	12	10	7	7	10	10	10	9	6	4	-
Minnesota.....	16	-	-	-	-	-	-	-	-	-	-	-	-	19	-	-	-	-
Nebraska.....	-	-	-	-	-	-	-	-	-	-	-	-	-	-	-	-	-	-
UNLV.....	8	10	10	9	9	9	9	11	16	-	-	-	-	-	-	-	-	-
New Mexico.....	-	-	-	-	-	-	-	20	14	10	6	5	5	8	5	12	-	-
North Carolina ..	1	2	2	5	3	2	2	2	5	3	6	7	11	8	10	11	16	-
North Carolina St.	-	-	-	-	-	-	16	-	-	-	-	-	-	-	-	-	-	-
Notre Dame.....	4	3	3	2	5	4	5	5	7	5	4	4	7	9	7	10	6	-
Penn.....	-	-	-	-	-	-	-	-	-	-	-	-	-	-	-	-	-	20
Providence.....	-	-	20	14	14	13	17	14	12	9	16	20	13	11	18	-	-	-
Purdue.....	12	11	-	17	-	-	-	-	-	-	-	-	-	-	-	-	-	-
St. John's (N.Y.)..	20	16	13	-	-	-	-	-	-	-	-	-	-	-	-	-	-	-
San Francisco.....	5	5	8	11	11	19	19	-	-	-	20	-	-	-	-	20	11	-
Syracuse.....	11	12	18	12	10	10	8	8	11	10	18	18	16	17	14	18	-	-
Texas.....	-	-	-	-	-	-	-	15	15	12	12	12	14	12	16	17	-	-
UCLA.....	6	6	5	8	7	8	7	7	3	6	5	5	4	3	2	2	2	-
Utah.....	-	20	14	-	17	-	-	-	-	-	-	-	-	-	19	15	14	-
Virginia.....	-	-	-	-	19	16	13	15	13	18	11	13	17	-	-	-	-	-
Wake Forest.....	17	18	-	-	-	-	-	-	-	-	-	-	-	-	-	-	-	-

**1978-79**

	PS	Nov. 28	December 5 12 19 26				January 3 9 16 23 30				February 6 13 20 27				March 6 13			
Alabama.....	19	-	-	-	-	-	-	-	18	18	15	16	20	-	-	-	-	-
Arkansas.....	-	-	-	-	20	14	10	11	15	14	14	11	10	9	7	5	-	-
DePaul.....	-	-	-	-	-	-	-	-	-	-	-	-	20	15	8	6	-	-
Detroit.....	-	-	-	-	-	-	-	-	-	-	-	-	18	16	18	17	-	-
Duke.....	1	1	1	1	1	1	5	7	8	7	3	3	5	6	5	6	11	-
Georgetown.....	-	-	20	16	14	15	12	14	10	11	17	18	16	17	16	11	-	-
Illinois.....	-	-	-	18	15	6	4	4	4	8	19	20	-	-	-	-	-	-
Indiana.....	10	20	-	-	-	-	-	-	-	-	-	-	-	-	-	-	-	-
Indiana St.....	-	-	-	20	16	11	11	9	5	3	2	2	1	2	1	1	1	-
Iowa.....	-	-	-	-	-	-	-	-	-	18	15	14	12	11	14	20	-	-
Kansas.....	5	4	5	8	7	18	19	15	20	-	-	-	-	-	-	-	-	-
Kentucky.....	11	10	10	6	11	13	9	17	-	-	-	-	-	-	-	-	-	-
Long Beach St. ...	-	-	-	-	-	17	15	19	-	-	-	-	-	-	-	-	-	-
LSU.....	14	11	12	11	10	7	7	5	9	9	9	8	6	5	8	9	7	-
Louisville.....	4	5	7	4	12	10	16	12	7	5	5	5	9	13	13	18	13	-
Marquette.....	18	17	16	14	13	16	17	13	13	10	9	13	9	10	12	10	-	-
Maryland.....	-	19	19	-	-	20	-	19	-	-	-	-	-	-	-	-	-	-
Michigan.....	8	8	6	9	9	8	13	16	-	-	-	-	-	-	-	-	-	-
Michigan St.....	7	7	4	3	5	4	1	1	6	4	4	10	8	7	4	4	3	-
Mississippi St.....	-	-	-	-	-	-	18	-	-	-	-	-	-	-	-	-	-	-
UNLV.....	20	18	15	15	18	14	-	-	-	-	-	-	-	-	-	-	-	-
North Carolina ..	16	14	14	13	6	5	3	3	2	2	7	6	4	4	7	3	9	-
North Carolina St.	12	6	8	7	4	9	8	8	14	20	-	-	-	-	-	-	-	-
Notre Dame.....	3	3	3	2	2	2	2	2	1	1	1	1	3	3	2	5	4	-
Ohio St.....	-	-	-	-	-	-	-	-	16	10	13	13	17	14	17	-	-	-
Oklahoma.....	-	-	-	-	-	-	-	-	-	-	-	-	-	-	-	-	-	16
Penn.....	-	-	-	-	-	-	-	-	-	-	-	-	-	-	-	-	-	14
Purdue.....	-	-	-	-	-	-	-	-	-	-	-	13	18	19	16	15	-	-
Rutgers.....	15	16	18	-	-	-	-	-	-	-	-	-	-	-	-	-	-	18
St. John's (N.Y.)..	-	-	-	-	-	-	-	-	-	-	-	-	-	-	-	-	-	17
San Francisco.....	17	15	17	19	-	-	-	-	-	-	-	-	-	-	20	19	12	-
Southern California	13	12	11	12	20	-	-	-	-	-	-	-	-	-	-	-	-	-
Syracuse.....	9	9	9	10	8	19	-	20	12	12	8	7	7	8	6	10	8	-
Temple.....	-	-	-	-	-	-	-	-	18	17	16	20	19	15	12	13	-	-
Tennessee.....	-	-	-	-	-	-	-	-	-	-	-	-	-	-	-	-	-	20
Texas.....	6	13	13	17	19	-	-	-	17	11	12	12	11	14	15	-	-	-
Texas A&M.....	-	-	-	-	17	12	10	11	15	14	12	11	-	-	-	-	-	-
Toledo.....	-	-	-	-	-	-	-	-	-	-	-	-	-	-	-	-	-	19
UCLA.....	2	2	2	5	3	3	6	6	3	6	6	4	2	1	3	2	2	-
Vanderbilt.....	-	-	-	-	-	-	-	-	19	16	17	19	19	-	-	-	-	-

**1979-80**

	PS	December 4 11 18 26				January 2 8 15 22 29				February 5 12 19 26				March 4				
Arizona St.....	-	-	-	-	-	-	-	-	-	-	-	-	19	18	18	15	18	-
Arkansas.....	-	-	20	20	19	-	-	-	-	-	-	-	-	-	-	-	-	-
Brigham Young ...	15	18	18	18	20	19	19	17	18	20	19	14	13	14	12	12	-	-
Clemson.....	-	-	-	-	-	-	-	18	17	12	16	16	10	12	17	-	-	-
DePaul.....	9	10	11	6	4	3	2	1	1	1	1	1	1	1	1	1	1	-
Duke.....	3	2	2	1	1	1	1	5	3	5	10	16	17	-	-	-	-	14
Georgetown.....	19	17	16	17	17	18	20	-	-	-	-	-	-	-	-	-	-	20
Illinois.....	-	-	-	-	-	20	-	-	-	-	-	-	-	-	-	-	-	-
Indiana.....	1	1	1	5	10	11	19	19	16	18	20	-	19	13	7	-	-	-
Iona.....	-	-	-	-	-	-	-	-	-	-	-	-	-	-	-	-	-	19
Iowa.....	-	20	17	13	11	10	12	13	-	-	-	20	-	-	-	-	-	-
Kansas.....	20	19	-	-	-	-	-	-	-	-	-	-	-	-	-	-	-	-
Kansas St.....	-	-	-	-	-	-	-	-	-	20	-	19	-	-	-	-	-	-
Kentucky.....	2	5	5	3	2	2	4	6	5	3	6	5	3	2	4	-	-	-
LSU.....	7	6	6	7	5	4	6	14	11	10	7	6	5	5	3	-	-	-
Louisville.....	10	14	12	11	12	15	11	7	7	7	3	3	2	4	2	-	-	-
Marquette.....	18	16	-	-	-	-	-	-	-	-	-	-	-	-	-	-	-	-
Maryland.....	-	-	-	-	-	-	-	15	12	5	8	9	7	8	-	-	-	-
Missouri.....	-	-	19	16	13	12	13	15	10	14	15	14	13	11	16	-	-	-
North Carolina ...	6	8	8	8	6	6	15	9	13	11	11	11	8	10	15	-	-	-
North Carolina St.	-	-	-	-	-	-	-	16	-	-	-	-	-	19	-	-	-	-



	Nov. PS	December					January					February					March
	26	3	10	17	24	31	7	14	21	28	4	11	18	25	4	11	
Iowa.....	-	18	-	-	-	-	-	-	-	-	-	-	-	-	-		
Kansas.....	5	5	7	7	6	6	5	9	8	7	4	6	3	3	2	2	2
Kentucky.....	11	10	9	9	13	13	12	11	11	11	8	12	11	8	5	3	3
LSU.....	14	12	11	11	9	9	8	8	14	14	17	-	-	-	-	-	-
Louisville.....	9	9	16	15	16	15	18	17	18	13	18	16	19	16	13	11	7
Maryland.....	t19	17	-	-	-	-	-	-	-	-	-	-	-	-	-	-	-
Memphis.....	15	14	13	12	10	10	9	6	6	3	2	3	4	4	7	10	12
Michigan.....	3	3	2	2	2	2	2	2	2	6	9	7	10	7	10	7	5
Michigan St.....	-	-	-	-	-	-	-	-	-	-	-	-	-	19	17	17	18
Navy.....	t19	-	-	-	-	-	-	-	-	-	-	-	17	19	18	17	-
UNLV.....	18	16	14	13	12	12	13	12	10	10	10	9	6	11	9	13	11
North Carolina.....	2	1	1	1	1	1	1	1	1	1	1	1	1	1	3	4	8
North Carolina St.....	17	15	-	-	-	-	-	-	-	-	-	-	17	20	18	20	-
Notre Dame.....	12	11	10	17	19	18	17	16	13	16	14	14	14	14	12	12	10
Ohio St.....	-	-	-	20	-	-	-	-	-	-	-	-	-	-	-	-	-
Oklahoma.....	13	13	8	8	8	8	7	7	7	5	6	5	8	10	14	15	15
Purdue.....	-	-	-	-	-	-	20	19	15	-	-	-	20	-	-	-	-
Richmond.....	-	-	-	-	-	-	-	-	-	20	-	-	-	-	-	-	-
St. John's (N.Y.).....	-	18	15	14	11	11	10	10	9	8	7	10	7	6	8	5	4
Syracuse.....	4	4	4	4	4	4	4	4	9	11	8	12	9	6	8	9	-
UTEP.....	-	-	-	-	-	-	19	15	17	19	17	15	-	-	-	-	20
Virginia Tech.....	-	-	-	20	19	20	19	16	20	16	15	20	18	-	-	-	-
Western Ky.....	-	-	-	-	-	-	-	-	-	19	-	-	-	-	-	-	-

1986-87

	PS	December					January					February					March
	2	9	16	23	30	6	13	20	27	3	10	17	24	3	10		
Alabama.....	13	8	18	-	-	-	15	13	9	9	14	12	10	9	9		
Arizona.....	19	20	-	-	-	-	-	-	-	-	-	-	-	-	-		
Arkansas.....	-	-	20	-	-	-	-	-	-	-	-	-	-	-	-		
Auburn.....	12	7	7	6	5	5	13	10	17	18	20	-	-	-	-		
Clemson.....	-	-	-	-	-	-	20	12	10	14	12	12	10	13	13	13	
Cleveland St.....	20	-	-	-	-	-	-	-	-	-	-	-	-	-	-	-	
DePaul.....	-	-	19	17	15	7	7	6	8	5	5	4	4	5	5	-	
Duke.....	-	-	-	-	20	17	14	12	13	16	15	17	17	14	17	-	
Florida.....	-	-	-	20	-	-	-	-	19	-	19	18	18	-	-	-	
Georgetown.....	18	16	13	10	10	8	16	9	15	11	10	13	11	8	7	4	
Georgia Tech.....	6	15	16	16	19	18	-	-	-	-	-	-	-	-	-	-	
Illinois.....	14	9	6	5	9	16	12	8	9	12	14	11	14	14	12	11	
Indiana.....	3	3	2	8	8	6	4	4	3	14	2	2	2	3	4	3	
Iowa.....	10	5	4	3	3	3	2	2	1	2	4	4	7	7	6	6	
Kansas.....	8	6	14	13	13	12	19	20	-	20	18	17	15	16	-	20	
Kentucky.....	11	13	19	18	18	11	9	-	-	-	-	-	-	-	-	-	
Louisville.....	2	-	-	-	-	-	-	-	-	-	-	-	-	-	-	-	
Missouri.....	-	-	-	-	-	-	-	-	-	-	-	-	-	-	19	14	
Navy.....	9	10	10	11	12	9	15	19	18	-	-	-	-	-	-	-	
UNLV.....	5	2	1	1	1	1	1	1	4	3	1	1	1	1	1	1	
New Orleans.....	-	-	-	-	-	-	-	-	-	-	-	-	-	19	16	16	
North Carolina.....	1	1	5	4	4	4	3	3	2	1	3	3	3	2	2	2	
North Carolina St.....	17	18	15	12	11	19	18	17	20	-	-	-	-	-	-	-	
Northeastern.....	-	19	-	-	-	-	-	-	-	-	-	-	-	-	-	-	
Notre Dame.....	-	-	-	-	-	-	-	-	-	-	-	-	-	-	20	18	
Oklahoma.....	7	11	9	7	6	13	11	16	11	10	8	8	13	12	17	-	
Pittsburgh.....	16	12	17	14	14	17	14	18	16	17	13	10	8	9	11	12	
Providence.....	-	-	-	-	-	-	-	-	-	17	20	19	20	-	-	-	
Purdue.....	4	4	3	2	2	2	6	6	5	14	7	7	6	6	3	7	
St. John's (N.Y.).....	-	-	-	15	10	10	10	13	14	15	19	16	20	-	-	-	
Syracuse.....	15	17	12	9	7	7	5	5	7	6	11	9	9	11	10	10	
Temple.....	-	-	-	20	16	14	8	11	8	7	6	6	5	5	8	8	
TCU.....	-	-	-	-	-	-	-	19	16	15	18	16	15	15	19	19	
UCLA.....	-	-	11	17	-	-	-	-	-	-	-	-	-	-	18	15	
Western Ky.....	-	14	8	-	-	-	-	-	-	-	-	-	-	-	-	-	

1987-88

	PS	December					January					February					March
	1	8	15	22	29	5	12	19	26	2	9	16	23	1	8	15	
Arizona.....	17	9	4	2	1	1	3	1	1	1	1	3	3	3	3	3	2
Auburn.....	-	-	-	-	-	-	19	-	-	-	-	-	-	-	-	-	-
Bradley.....	-	-	-	-	-	-	-	-	-	18	15	17	14	14	12	11	-
Brigham Young.....	-	-	-	-	-	-	-	12	7	4	18	7	11	15	17	19	-
DePaul.....	20	-	-	-	-	-	-	-	-	-	-	-	-	-	-	-	-
Duke.....	15	13	10	10	9	9	9	7	9	5	3	18	6	5	9	8	5
Florida.....	14	7	12	11	8	8	15	-	-	14	19	-	-	-	-	-	-
Georgia Tech.....	18	-	-	-	-	-	-	-	-	-	-	-	20	13	18	-	-
Georgetown.....	16	17	14	18	19	18	14	11	15	15	14	-	-	-	-	-	-
Illinois.....	-	-	-	-	-	-	19	20	13	13	17	-	-	-	-	19	16
Indiana.....	6	5	6	5	13	13	12	15	-	-	19	-	-	-	-	-	-
Iowa.....	11	6	3	7	14	14	16	17	19	16	13	13	13	13	11	15	17
Iowa St.....	-	-	-	20	16	16	17	14	10	12	16	-	-	-	-	-	-
Kansas.....	7	16	18	17	18	17	18	16	16	-	-	-	-	-	-	-	-
Kansas St.....	-	-	-	-	-	-	-	-	-	-	-	14	-	-	-	-	20
Kentucky.....	5	2	1	1	2	2	1	5	4	9	10	10	9	12	8	6	6
Louisville.....	13	14	-	-	-	20	-	-	-	-	-	-	-	-	-	-	-
Loyola Marymount.....	-	-	-	-	-	-	-	-	-	-	-	-	20	19	18	16	15

	PS	December					January					February					March	
	1	8	15	22	29	5	12	19	26	2	9	16	23	1	8	15		
Memphis.....	-	20	20	19	20	19	-	-	-	-	-	-	-	-	-	-		
Michigan.....	9	15	15	13	11	12	11	10	7	8	11	12	10	7	10	10	10	
Missouri.....	8	8	9	16	17	-	-	-	-	-	-	-	15	15	-	-	-	
UNLV.....	-	19	17	15	15	15	13	13	8	4	2	7	11	8	5	7	12	
New Mexico.....	-	-	-	-	-	-	-	18	-	-	-	-	-	-	-	-	-	
North Carolina.....	3	1	5	4	4	4	4	2	2	3	8	6	5	9	6	9	7	
North Carolina St.....	-	-	-	-	-	-	-	-	20	-	-	-	-	-	-	16	11	14
Notre Dame.....	-	-	19	-	-	-	-	-	-	-	-	-	-	-	-	-	-	
Oklahoma.....	19	18	16	14	12	10	8	3	11	10	7	4	4	4	4	4	4	
Pittsburgh.....	4	4	2	3	3	3	2	6	6	11	9	5	8	6	7	5	8	
Purdue.....	2	11	13	12	10	11	10	8	5	2	6	2	2	2	2	2	3	
St. John's (N.Y.).....	-	-	-	-	-	-	-	-	-	20	-	20	-	-	-	-	-	
Southern Miss.....	-	-	-	-	-	-	-	-	-	20	-	16	14	18	-	-	-	
Syracuse.....	1	3	8	9	7	7	7	9	14	17	12	11	12	10	12	13	9	
Temple.....	12	12	11	8	6	6	6	4	3	6	5	1	1	1	1	1	1	
UTEP.....	-	-	-	-	-	-	-	-	18	18	-	-	-	-	-	-	-	
Vanderbilt.....	-	-	-	-	-	-	-	-	-	-	15	17	16	17	19	-	-	
Villanova.....	-	-	-	-	-	-	-	-	-	19	-	20	-	-	-	-	-	
Wyoming.....	10	10	7	6	5	5	5	12	17	-	18	19	16	17	14	13	-	
Xavier.....	-	-	-	-	-	-	-	-	-	-	-	-	-	-	20	20	18	

1988-89

	PS	Nov. 22 29	December 6 13 20 27	January 3 10 17 24 31	February 7 14 21 28	March 7 14												
Alabama.....	-	-	-	-	-	-	20											
Arizona.....	11	10	11	10	9	9	8	8	12	9	6	4	1	2	2	1	1	1
Ball St.....	-	-	-	-	-	-	-	-	-	-	-	-	-	-	20	19	19	18
Connecticut.....	-	-	-	-	18	-	-	-	-	-	-	-	-	-	-	-	-	-
Duke.....	1	1	1	1	1	1	1	1	1	1	8	12	14	11	9	9	7	



	Nov. PS 27	December				January				February				March			
		5	12	19	26	2	9	16	23	30	6	13	20	27	6	13	
Michigan St. ....	-	-	-	25	25	-	-	-	-	-	23	21	15	14	7	3	
Minnesota.....	20	-	-	-	25	24	16	22	21	19	17	17	18	17	19	20	
Missouri.....	11	5	4	4	4	7	7	5	4	1	1	1	2	1	3	6	11
UNLV.....	1	6	5	14	13	12	10	7	9	5	12	9	7	4	2	3	2
New Mexico St. ....	-	-	-	-	-	-	-	-	-	-	-	-	25	24	24	23	24
North Carolina ..	7	12	17	-	-	24	-	-	-	-	-	-	-	-	-	-	-
North Carolina St.	19	25	19	16	15	19	18	17	19	-	-	-	-	-	-	-	-
Notre Dame.....	17	19	-	-	-	-	-	-	-	-	-	-	-	-	-	-	-
Oklahoma.....	16	17	12	8	7	6	6	4	3	9	9	13	11	10	15	1	1
Oklahoma St. ....	21	23	-	-	22	24	-	-	-	-	-	-	-	-	-	-	-
Oregon St. ....	-	-	24	23	21	23	23	22	18	17	21	18	16	17	16	22	22
Pittsburgh.....	18	18	22	-	-	-	-	-	-	-	-	-	-	-	-	-	-
Purdue.....	-	-	-	-	-	-	-	-	24	13	8	10	12	9	9	10	10
St. John's (N.Y.)..	25	20	15	18	19	17	16	15	15	18	24	24	-	-	-	-	-
Syracuse.....	3	1	1	1	1	1	1	6	5	11	7	6	4	11	10	4	6
Temple.....	15	16	23	-	-	-	-	-	-	-	-	-	-	-	-	-	-
UCLA.....	13	15	13	13	18	16	15	19	16	23	16	19	23	-	-	-	-
Xavier.....	-	-	-	-	-	-	-	25	20	25	23	21	22	19	19	24	25

**1990-91**

	Nov. PS 27	December				January				February				March			
		4	11	18	25	1	8	15	22	29	5	12	19	26	5	12	
Alabama.....	7	6	12	20	-	-	-	-	-	-	-	-	24	19	-	-	
Arizona.....	3	2	2	4	4	4	6	6	5	6	5	6	9	7	9	8	
Arkansas.....	2	3	3	2	2	2	2	2	2	2	2	3	3	3	5	2	
Connecticut.....	17	15	14	16	15	13	12	9	13	19	-	-	-	-	-	-	
DePaul.....	-	-	-	-	-	-	-	-	-	-	-	-	-	-	25	24	
Duke.....	6	8	5	10	9	8	8	14	12	9	7	6	5	7	8	6	6
East Tenn. St. ....	-	-	-	24	21	20	17	16	15	12	16	13	10	13	19	15	17
Georgetown.....	9	9	6	5	12	16	15	15	19	21	18	20	18	25	-	-	
Georgia.....	21	17	13	11	17	17	-	-	-	-	-	-	-	-	-	-	-
Georgia Tech.....	16	14	20	23	-	-	24	24	-	-	-	23	-	-	-	-	-
Indiana.....	8	10	7	7	6	5	5	3	3	3	4	4	4	4	5	3	3
Iowa.....	-	-	-	-	-	23	22	22	24	-	-	-	-	-	-	-	-
Kansas.....	-	-	-	-	-	-	-	-	24	18	11	8	10	12	12	12	12
Kentucky.....	-	-	25	18	18	18	16	11	9	8	10	10	16	12	13	10	9
LSU.....	14	20	18	12	10	15	14	20	20	16	14	19	20	19	18	16	22
Louisville.....	23	25	-	-	-	-	-	-	-	-	-	-	-	-	-	-	-
Michigan St. ....	4	5	19	21	24	25	25	-	-	22	-	25	-	-	-	-	-
Mississippi St. ....	-	-	-	-	-	-	-	-	-	-	-	23	21	23	18	21	-
Missouri.....	20	23	-	-	-	-	-	-	-	-	-	-	-	-	-	-	-
Nebraska.....	-	-	-	22	22	19	18	17	14	11	15	17	14	15	13	11	-
UNLV.....	1	1	1	1	1	1	1	1	1	1	1	1	1	1	1	1	1
New Mexico St. ....	-	-	-	-	24	23	23	21	23	20	16	12	15	11	11	15	-
New Orleans.....	-	-	-	-	-	-	-	24	22	21	-	-	-	-	-	-	-
North Carolina ..	5	4	10	9	8	7	6	7	5	7	9	9	8	6	4	7	4
Ohio St. ....	10	11	9	8	7	6	6	4	4	3	3	2	2	2	2	2	5
Oklahoma.....	15	18	16	13	11	14	13	12	11	13	21	23	-	-	-	-	-
Oklahoma St. ....	-	-	-	-	-	-	-	-	-	-	22	21	16	12	12	14	-
Pittsburgh.....	12	13	11	15	14	11	11	17	16	17	19	24	22	23	22	-	-
Princeton.....	-	-	-	25	-	-	-	-	-	-	-	25	23	21	19	18	-
St. John's (N.Y.)..	25	21	17	14	13	9	9	10	10	10	5	8	13	18	17	20	20
Seton Hall.....	-	-	-	-	-	-	-	25	-	25	-	24	20	21	13	-	-
South Carolina ..	-	-	21	17	16	12	20	21	22	25	-	-	-	-	-	-	-
Southern Miss. ....	24	19	15	22	20	21	21	19	18	15	17	12	9	11	14	22	25
Syracuse.....	13	7	4	3	3	3	3	8	8	6	8	7	7	5	6	4	7
Temple.....	19	-	24	-	-	-	-	-	-	-	-	-	-	-	-	-	-
Texas.....	22	22	23	25	23	-	-	-	-	-	-	24	-	-	23	23	-
UTEP.....	-	-	-	-	-	-	-	25	-	-	-	-	-	-	-	-	-
UCLA.....	11	12	8	6	5	10	10	7	7	11	12	14	15	17	16	17	16
Utah.....	-	-	-	-	-	-	23	20	13	17	14	10	9	8	10	-	-
Villanova.....	-	24	-	-	-	-	-	-	-	-	-	-	-	-	-	-	-
Virginia.....	18	16	21	19	19	19	18	13	14	18	15	11	19	20	25	-	-

**1991-92**

	Nov. PS 25	December				January				February				March				
		2	9	16	23	30	6	13	20	27	3	10	17	24	2	9	16	
Alabama.....	17	16	15	20	20	20	19	16	9	15	22	18	16	14	16	20	17	13
Arizona.....	5	3	3	2	2	6	6	6	7	11	9	7	7	5	5	4	2	10
Arizona St. ....	24	25	-	-	-	-	-	-	-	-	-	-	-	-	-	-	-	-
Arkansas.....	3	2	11	19	19	15	16	13	12	9	7	5	11	10	9	7	6	9
Charlotte.....	-	-	-	24	24	25	21	22	18	19	17	20	22	-	-	-	-	-
Cincinnati.....	-	-	-	-	-	-	-	-	-	-	-	24	19	19	14	12	12	-
Connecticut.....	15	15	12	8	7	5	5	5	8	7	6	10	18	21	24	-	-	-
DePaul.....	18	20	20	-	-	-	-	-	-	-	-	-	-	21	15	19	24	
Duke.....	1	1	1	1	1	1	1	1	1	1	1	1	1	1	1	1	1	1
Florida St. ....	-	-	-	-	-	-	-	-	23	23	16	22	19	18	20	-	-	-
Georgetown.....	16	17	18	23	23	24	22	-	22	-	-	-	25	18	17	21	22	
Georgia Tech.....	23	18	17	13	13	13	15	14	16	18	20	24	-	-	-	-	-	
Indiana.....	2	10	9	13	14	10	10	10	5	4	4	6	4	7	2	2	4	5
Iowa.....	21	21	21	16	22	23	-	-	-	-	-	-	-	-	-	-	-	-
Iowa St. ....	-	-	-	-	-	-	-	-	24	-	-	-	23	-	-	-	-	-
Kansas.....	12	12	10	7	6	4	4	4	6	5	5	3	4	3	3	3	3	2
Kentucky.....	4	13	14	9	8	17	17	15	10	8	14	19	19	13	11	10	9	6

	Nov. PS 25	December				January				February				March							
		2	9	16	23	30	6	13	20	27	3	10	17	24	2	9	16				
LSU.....	6	9	16	25	-	-	-	-	-	-	-	-	-	22	20	-	-	23	25		
Louisville.....	25	-	-	-	25	21	24	-	-	-	-	25	20	24	-	-	-	-	-		
Massachusetts....	-	-	-	-	-	-	-	-	-	-	-	25	-	-	-	-	-	-	25	22	17
Michigan.....	20	23	25	18	15	11	11	11	15	16	15	15	17	20	17	18	14	15	-	-	
Michigan St. ....	-	-	22	13	12	9	9	9	11	14	13	11	12	11	12	13	16	14	-	-	
Missouri.....	-	-	-	21	17	16	13	12	13	12	8	12	9	9	6	11	13	16	-	-	
Nebraska.....	-	-	-	-	-	-	-	-	-	-	-	-	-	-	25	-	-	-	-	-	
UNLV.....	-	-	24	-	-	-	-	-	-	-	-	-	25	21	17	15	12	7	6	7	7
North Carolina ..	8	6	5	5	9	8	8	8	14	10	11	9	6	4	10	16	20	18	-	-	
Ohio St. ....	7	5	4	4	4	7	7	4	6	10	8	8	6	8	5	5	3	-	-	-	-
Oklahoma.....	19	19	17	16	14	14	21	23	17	18	21	-	-	-	-	24	23	-	-	-	-
Oklahoma St. ....	13	11	8	6	5	3	3	3	3	3	3	2	2	8	14	12	11	11	-	-	-
Pittsburgh.....	-	-	24	-	-	-	-	-	-	-	-	-	-	-	-	-	-	-	-	-	-
St. John's (N.Y.)..	10	8	7	11	10	18	18	17	17	22	-	-	24	20	-	25	-	-	-	-	-
Seton Hall.....	9	7	6	12	11	12	12	18	21	-	-	-	-	25	22	-	22	15	19	-	-
Southern California	-	-	-	-	-	-	25	23	-	-	25	16	13	15	13	8	10	8	-	-	-
Stanford.....	-	-	-	-	-	-	-	-	-	24	-	-	-	-	-	-	-	-	-	-	-
Syracuse.....	-	-	-	-	-	-	23	20	20	13	12	13	10								

	Nov. PS	December 22 29	January 6 13 20 27	February 3 10 17 24 31	March 7 14 21 28	7 14
Cincinnati	19	22 23	20 17 20 18	17 21 19 -25	-23 - -	-25
Connecticut	-	-	-21 16 15 14	16 14 10 6 5	6 3 5 4	2 4
Duke	4	4 6	4 3 3 3	3 2 5 2 1	2 6 2 2	5 6
Florida	-	-	-	-	-24	20 17 16 19 17 14
Florida St.	25	-	-	-	-	-
Geo. Washington	24	23 22	24 23 23 21	23 - - -	- - - -	-
Georgetown	15	15 25	- - - -	- - - -	- - - -	-
Georgia Tech	14	13 17	18 14 14 15	12 17 17 21	-25 23	- -
Illinois	17	17 16	16 19 19 22	21 - - -	-24 - - -	-
Indiana	12	11 21	12 12 12 13	14 11 8 11 14	12 16 12 17	18 18
Kansas	9	6 3	7 6 6 6	5 3 1 3 3	5 4 10 13	11 13
Kentucky	2	2 1	6 5 5 5	4 8 7 9 7	4 11 7 7	10 7
LSU	-	-	-25	- - - -	- - - -	-
Louisville	7	7 11	10 10 11 11	11 15 13 12	9 7 5 13 10	14 10
Marquette	-	-	-24 24 25	- -22	-22 22 22	19 21
Maryland	-	-	-	-25 18 21	- - - -	-
Massachusetts	22	18 9	8 8 8 9	8 7 6 8 11	13 10 11 11	9 8
Michigan	5	5 5	3 7 7 7	13 10 15 15 13	11 7 3 3	8 11
Minnesota	10	9 15	17 15 16 16	19 18 20 17 22	23 20 20 18	20 23
Missouri	-	-	-	-25 -24 20	15 12 6 6	3 5
Nebraska	-	-	-	-	-	-22
New Mexico St.	-	-	-	-25 23	-25 - -	-
North Carolina	1	1 4	2 2 2 2	2 1 4 4 2	1 2 4 5 4	1
Oklahoma St.	11	10 8	15 22 22 20	- - - -	-24 21	23 19
Penn.	-	-	-	-	-25 24	-
Purdue	21	21 14	11 11 10 10	10 9 12 7 8	10 9 14 9	6 3
St. Louis	-	-	-	-23 23 18	17 18 19 16	21 24
Syracuse	20	20 18	13 21 21 19	18 16 16 14 15	14 14 18 14	13 15
Temple	8	8 7	5 4 4 4	7 13 11 10 10	8 13 8 12	12 12
Texas	-	-	-	-	-	-25 20
UCLA	13	14 10	9 9 9 8	6 5 2 1 4	9 8 15 15	15 17
Vanderbilt	23	24 20	23 24 -	-22 24 -	- - - -	-
Virginia	16	16 12	22 - - -	- - - -	- - - -	-
West Virginia	-	-	-	-23 24 19	- - - -	-
Western Ky.	-	-	-25 25	- - - -	- - - -	-
Wisconsin	-	-25 24	19 18 17 17	15 12 14 16 16	21 24 -	-
Xavier	-	-	-	-25 22 -	-25 - - -	-

1994-95

Team	PS	Nov. 21 28	December 5 12 19 26	January 2 9 16 23 30	February 6 13 20 27	March 6 13
Alabama	18	25	- - - -	-20 23 18 20 21	20 20	-
Arizona	5	5 9	8 7 6 10	9 13 11 12 12	9 12 13 12	12 15
Arizona St.	-	-12	16 13 15 16	15 12 13 13 16	14 13 15 15	18 16
Arkansas	1	1 4	3 4 3 3	3 5 9 9 8	12 10 8 7	5 6
California	-	-	-24 14	17 20 - -	- - - -	-
Cincinnati	13	12 10	13 17 13 20	-23 19 23	- - - -	-
Clemson	-	-	-	-18 - -	- - - -	-
Connecticut	19	16 16	10 10 10	8 6 2 2 2 4	3 1 4 4	6 8
Duke	8	8 6	9 9 9 7	11 16 - -	- - - -	-
Florida	10	10 8	6 8 8 13	13 15 24 23 25	- - - -	-
Georgetown	15	14 19	18 15 12 12	12 10 10 14 13	20 - -23	24 22
Georgia Tech	23	22 20	17 14 18 17	24 22 22 21 21	18 20 24	- -
Illinois	25	-	-23 -	-20 - -	- - - -	-
Indiana	9	11 - -	-24 21 - -	- - - -	- - - -	-
Iowa	-	-	-	-22 19 - -	- - - -	-
Iowa St.	-	-	-25 21	16 23 14 11 11	19 21 23 24	-24
Kansas	11	9 7	4 3 7 6	5 3 7 7 3	2 3 1 3	2 5
Kentucky	4	4 3	7 6 5 8	7 5 5 6 5	4 6 5 3	2
Maryland	7	7 11	11 12 11 9	7 9 8 8 5	8 7 7 6	10 10
Massachusetts	3	3 1	5 5 4 4	4 1 1 1 1	4 5 5 8	8 7
Michigan	16	13 17	23 25 - -	- - - -	- - - -	-
Michigan St.	20	17 18	15 18 17 15	14 11 12 10 9	7 8 12 10	9 11
Minnesota	-	-15	12 11 16 -	- - - -	-24 22 -	-
Mississippi St.	-	-	-	-	-21 23 16 14	15 18
Missouri	-	-	-	-17 16 20 18	13 9 14 19	17 23
Nebraska	-	-	-23 19 -	- - - -	- - - -	-
New Mexico St.	-	-25	22 24 21 22	20 24 19 24	- - - -	-
North Carolina	2	2 2	1 1 1 1	1 4 3 3 2	1 2 3 2	4 4
Ohio	-	-23 14	21 19 - -	- - - -	- - - -	-
Oklahoma	-	-	-	-25 24 -	-25 16	16 17
Oklahoma St.	21	19 - -	- - - -	-24 22 18 18	19 14	-
Oregon	-	-	-	-25 17 18 22	22 19 -	-25 -
Penn.	-	-	-	-25 21 25 -	- - - -	-
Purdue	-	-	-	-	-25 25 21 17	14 12
St. John's (N.Y.)	-	-	-25 -	- - - -	- - - -	-
Stanford	-	-	-	-23 -21 17 17	15 17 19 20	-
Syracuse	12	18 22	19 16 14 11	10 8 6 6 10	10 11 17 22	21 25
UCLA	6	6 5	2 2 2 2	2 6 4 4 7	6 6 2 1	1 1
Utah	-	-	-	-	-	-22 19
Villanova	22	21 24	24 22 - -	-22 19 16 15	9 11 13	9
Virginia	14	20 23	20 23 22 - -	-18 15 15	17 16 11 13	11 13
Wake Forest	24	24 21	25 21 19 18	18 14 15 16 14	11 14 10 9	7 3

Team	PS	Nov. 21 28	December 5 12 19 26	January 2 9 16 23 30	February 6 13 20 27	March 6 13
Western Ky.	-	-	-	-	-	23 21
Wisconsin	17	15 13	14 20 20 19	- - - -	- - - -	-
Xavier	-	-	-	-	-	-25 - -

1995-96

Team	PS	Nov. 20 27	December 4 11 18 26	January 2 8 15 22 29	February 5 12 19 26	March 5 12
Arizona	19	4 4	4 3 9 9	18 18 13 14 16	13 13 13 11	11 11
Arkansas	16	-25	- - - -	- - - -	- - - -	-
Auburn	-	-	-	-23 21 22	- - - -	-
Boston College	-	-	-	-24 -24 20 21	22 21 20	- -
California	25	-	-24 -	-25 -	- - - -	-
Cincinnati	21	21 21	17 12 9 5	5 4 3 5 5	5 6 6 7	8 7
Clemson	-	-	-24 22	16 19 18 24	- - - -	-
Connecticut	6	6 9	9 8 8 7	7 6 5 4 4	4 3 3 4	3 3
Duke	-	-12	18 21 20 19	- - - -	- - - -	-
Eastern Mich.	-	-	-	-	-23 24 23	- -
Geo. Washington	-	-	-	-	-24 -	-
Georgetown	5	5 6	6 7 6 6	6 5 8 6 9	8 14 11 8	6 4
Georgia	-	-	-18 16	14 19 22	- - - -	-
Georgia Tech	-	-25	20 16 19 21	- - - -	-25 -	-23 18 18 13
Illinois	-	-	-21 16 14 12	13 21 -	- - - -	-
Indiana	23	23 -	- - - -	- - - -	- - - -	-
Iowa	8	10 11	12 9 10 10	10 11 16 22	16 19 19 18 20	19 21
Iowa St.	-	-	-	-	-21 22 22 23	23 17
Kansas	2	2 2	1 1 1 4	4 3 4 3 3	3 5 5 3	5 6
Kentucky	1	1 1	5 5 4 2	2 2 2 2 2	2 2 2 1	1 2
Louisville	12	13 18	23 20 25 -	- - - -	-20 24 21 21	22 24
Marquette	-	-	-	-24 -	- - - -	-
Maryland	15	14 19	20 - - -	- - - -	- - - -	-
Massachusetts	7	7 5	3 3 2 1	1 1 1 1 1	1 1 1 2	2 1
Memphis	13	12 7	7 6 5 3	3 9 9 12 11	15 15 19 14	14 16
Michigan	17	16 24	22 18 17 19	21 23 20 16 20	23 - - - -	-
Mississippi St.	9	9 8	8 15 16 17	17 12 21 -	-25 - - -	-
Missouri	14	15 13	11 14 15 18 -	- - - -	- - - -	-
New Mexico	-	-	-	-25 25 -	- - - -	-23
North Carolina	20	20 17	13 10 11 11	16 10 10 11	8 12 17 17 19	20 25
Penn St.	-	-	-	-	-20 14 14 10	10 9 14 12 16 18
Purdue	24	24 -	- - - -	-22 17 19 17	14 11 7 5	4 5
Santa Clara	-	-	-25 22 -	- - - -	- - - -	-
Stanford	18	18 16	24 - - -	-24 - - -	-25 20 24 25	- -
Syracuse	-	-	-25 19 13	11 14 12 17 18	18 16 15 15	13 15
Texas	-	-	-	-23 -	- - - -	-
Texas Tech	-	-	-	-25 22 15	13 12 9 9	7 8
Tulsa	-	-	-25 -	- - - -	- - - -	-
UCLA	4	4 23	-24 -23	20 17 13 15 19	17 18 16 17	17 14
Utah	10	8 14	14 13 13 15	15 13 15 10 7	7 7 8 10	10 12
Villanova	3	3 3	2 2 7 8	8 7 7 7 6	6 4 4 6	9 10
Virginia	19	17 15	15 23 23 22 -	- - - -	- - - -	-
Virginia Tech	22	22 22	19 17 22 21	18 15 11 8 13	11 10 12 16	15 22
Wake Forest	11	11 10	10 11 12 14	12 8 6 9 12	9 8 10 13	12 9
Wis.-Green Bay	-	-	-	-	-25 22 24	-

1996-97

Team	PS	Nov. 19 26	December 3 10 17 24 31	January 7 14 21 28	February 4 11 18 25	March 4 11
Alabama	-	-	-24 20 19	- - - -	- - - -	-
Arizona	19	19 11	15 8 6 9 9	7 6 11 10	14 11 13 15	12 15
Arkansas	13	16 16	22 20 19 22 22	- - - -	- - - -	-
Boston College	21	21 23	20 25 -25 25	23 19 22 -	- - - -	-23
California	-	-	-	-	-25 -	-
Col. of Charleston	-	-	-	-	-25 22 20	17 16
Cincinnati	1	1 1	4 7 7 7 6	6 4 9 8	12 8 11 9	10 10
Clemson	20	12 10	12 10 8 6 5	5 3 2 7 10	7 8 12 13 14	-
Colorado	-	-	-	-18 18	15 15 21 19	18 24
Duke	10	10 6	10 14 11 12 13	10 13 10 12	8 6 6 7	7 8
Fresno St.	14	14 15	13 16 21 -	- - - -	- - - -	-
Geo. Washington	24	24 25 -	- - - -	- - - -	- - - -	-
Georgia	-	-	-	-24 21 -	- - - -	-24 17
Illinois	-	-	-	-24 25 -	-20 23 21	15 19
Indiana	-	-22 20	8 12 13 13 12	15 17 21 17	24 -24 22 25	-
Iowa	23	25 -	- - - -	- - - -	-25 - - -	-
Iowa St.	11	11 9	9 6 5 4 4	4 8 14 11	6 9 7 13	16 18
Kansas	2	2 2	1 1 1 1 1 1	1 1 1 1 1	1 1 1 1	1 1
Kentucky	3	8 8	6 3 3 3 3 3	3 5 3 3 3	3 4 3 3	6 5
Louisville	-	-	-22 18 16 14	14 10 6 9	11 17 15 17	20 25
Marquette	25	-	-	-25 24 -	- - - -	-
Maryland	-	-	-25 21 19	19 11 7 5	7 10 14 16	22 22
Massachusetts	15	15 17	- - - -	- - - -	- - - -	-
Michigan	9	9 7	7 5 4 4 8	16 18 13 16	13 14 18 24	- -
Minnesota	22	23 24	16 17 16 15 15	11 7 8 6	4 3 2 2	2 3
Mississippi	-	-	-	-20 -	- - - -	-
New Mexico	17	18 19	11 15 15 14 16	18 12 15 13	9 13 10 11	14 11
North Carolina	8	7 14	14 11 12 11 11	13 22 19 19	20 16 12 8	5 4

Team	PS	Nov. 19 26	December 3 10 17 24 31	January 7 14 21 28	February 4 11 18 25	March 4 11
Oregon.....	-	-	-	-24 20	17 24	-
St. Joseph's.....	-	-	-	-	-	-23 19 12
South Carolina ..	-	-	-	-	-25	19 12 9 6 4 6
Stanford.....	18	20 21	24 21 22 23 21	21 15 17 15	18 22 20 25	23 21
Syracuse.....	12	13 12	19	-	-	-
Texas.....	16	17 18	18 13 14 18 18	22 23 23 23	-	-
Texas Tech.....	-	-	-18 23	-23 20 25 20 22	23 21	-
Tulane.....	-	-	-	-	21 23	-
Tulsa.....	-	-22 21	-	-24 21	22	-
UCLA.....	5	5 13	17 23 24	-	-24 17 10	9 7
Utah.....	6	4 4	3 9 9 8 7	9 9 5 4	5 5 5 4	3 2
Villanova.....	7	6 5	5 4 10 10 10	8 16 12 14	16 18 19 18	21 20
Virginia.....	-	-	-25	-	-	-
Wake Forest.....	4	3 3	2 2 2 2 2	2 2 4 2	2 2 4 5	8 9
Xavier.....	-	-	-23 19 17 17 17	12 14 16 20	17 19 16 14	11 13

**1997-98**

Team	PS	Nov. 18 25	December 2 9 16 23 30	January 6 13 20 27	February 3 10 17 24	March 3 10
Arizona.....	1	1 1	4 6 5 5 8	5 5 6 6	4 3 3 2	2 4
Arkansas.....	-	-	-18 15 13 12 23	22 22 18 15	14 12 16 12	16 17
Charlotte.....	18	17 25	-	-	-	-
Cincinnati.....	-	-	-	-21 18	20 19 17 17	14 9
Clemson.....	5	5 13	17 17	-21 21 24	-25	-
Connecticut.....	12	12 11	13 13 12 11 10	8 10 8 9	7 6 7 6	6 6
Duke.....	3	3 3	1 1 3 3 3	2 2 1 1	1 2 2 1	1 3
Florida St.....	-	-	-19 16 17 17 15	13 17 20	-	-
Fresno St.....	13	13 12	16 18	-	-	-
Geo. Washington	-	-	-	-	22 17 24	-
Georgia.....	19	25 22	21 23 20	-	-	-
Georgia Tech.....	-	-	-22 24	-	-	-
Hawaii.....	-	-	-	-21 24 24	-	-
Illinois.....	-	-	-	-	-23 22	18 22
Illinois St.....	-	-24	-	-	-	-
Indiana.....	17	23 21	-	-	-25	-
Iowa.....	15	14 14	10 10 15 15 14	11 13 10 16	24	-
Kansas.....	2	2 2	2 3 2 2 2	4 3 3 5	3 4 4 4	4 2
Kentucky.....	8	9 8	7 4 4 4 6	6 6 7 7	8 7 8 7	7 5
Louisville.....	25	22 19	-	-	-	-
Marquette.....	-	-	-	-25 20 23	-	-
Maryland.....	-	-24	23 19 22 20 20	-	-23 25 24 25	-21 20
Massachusetts.....	-	-	-	-	-23 20 18 20	-
Michigan.....	-	-	-21	-18 17 19 16 19	18 21 22 21	17 12
Michigan St.....	-	-	-	-	-22 16 13 14 10	12 16
Mississippi.....	23	21 17	14 21 18 16 16	14 11 13 12	17 18 15 13	10 13
Murray St.....	-	-	-	-	-	-25
New Mexico.....	11	11 10	8 14 14 14 12	12 15 17 14	12 11 11 16	20 18
North Carolina ..	4	4 4	3 2 1 1 1	1 1 2 2	2 1 1 3	4 1
Oklahoma.....	20	19 18	-	-	-	-
Oklahoma St.....	-	-	-	-25	-	-25 25
Princeton.....	-	-	-25 22 19 18 17	15 12 11 11	11 10 9 9	8 8
Purdue.....	9	8 6	6 8 8 7 5	9 9 12 10	10 8 5 11	9 11
Rhode Island.....	21	20 23	-	-22 24	23 20 22 21	-25
South Carolina ..	7	6 5	5 5 6 10 11	16 14 14 13	13 15 13 14	15 14
Stanford.....	14	15 15	12 11 9 8 7	7 7 5 4	9 14 10 8	11 10
Syracuse.....	-	-	-25 19 19	18 15 15 20	19 23 21 23	22 21
Temple.....	24	18 20	20 20 16 24	-	-	-24 24 24
Texas.....	22	-	-	-	-	-
TCU.....	-	-	-24 25	-	-	-22 19 15 13 15
UCLA.....	6	7 7	15 12 11 9 9	10 8 9 8	6 9 12 18	19 19
Utah.....	16	16 16	11 9 7 6 4	3 4 4 3	5 5 6 5	5 7
Wake Forest.....	-	-	-24 25 23	-	-	-
West Virginia.....	-	-	-	-23 22	25 21 23 17	15 16 20 19 23
Xavier.....	10	10 9	9 7 10 13 13	19 18 19 24	21	-

**1998-99**

Team	PS	Nov. 17 24	December 1 8 15 22 29	January 5 12 19 26	February 2 9 16 23	March 2 9
Arizona.....	18	12 11	13 8 18 8 6	11 7 9 13	10 10 8 7	13 12
Arkansas.....	19	19 21	19 23 20 19 20	18 24 22 21	23	-22 17
Auburn.....	-	-	-19 18 17	14 8 6 7	6 3 3 2	4 4
Charlotte.....	-	-	-	-	-	-24
Col. of Charleston	-	-	-	-	-22 20 18 17	16 16
Cincinnati.....	15	17 15	6 4 4 4 3	3 3 5 5	3 4 9 9	7 11
Clemson.....	-	-24 22	24 17 16 16 14	20 25	-	-
Connecticut.....	2	2 2	1 1 1 1 1	1 1 1 1	1 2 2 4	3 3
Duke.....	1	1 1	4 3 2 2 2	2 2 2 2	2 1 1 1	1 1
Florida.....	-	-	-	-25	-23 23 19	21 23
Indiana.....	22	21 17	16 11 10 10 8	13 23 18 20	21 17 19 20	17 19
Iowa.....	-	-	-25 21 21	19 12 14 16	14 19 20 18	20 21
Kansas.....	8	8 8	7 10 13 13 18	16 15 19 22	-24	-22
Kentucky.....	4	4 4	8 5 3 3 7	5 6 7 6	5 8 6 13	14 8
Louisville.....	-	-	-	-24	-	-

Team	PS	Nov. 17 24	December 1 8 15 22 29	January 5 12 19 26	February 2 9 16 23	March 2 9
Maryland.....	6	6 5	2 2 5 5 4	6 5 4 4	7 7 5 5	5 5
Massachusetts.....	24	23	-	-	-	-
Miami (Fla.).....	-	-	-	-	-25 23	25 16 15 11 9 10
Miami (Ohio).....	-	-24 22	-	-	-	-25
Michigan.....	5	5 7	9 14 14 15 13	12 14 11 8	8 5 4 3	2 2
Minnesota.....	-	-	-24 17 17 16	17 19 17 19	18 22	-23
Missouri.....	-	-	-	-	-24	-22
New Mexico.....	T20	20 20	17 12 11 11 15	15 16 12 18	17 25 24 21	25 25
North Carolina...	11	10 9	3 7 7 7 9	10 9 10 10	12 12 14 14	15 13
Ohio St.....	-	-	-	-25 21	-15 15 13 11 10	11 14
Oklahoma.....	-	-	-24 23	-	-	-
Oklahoma St.....	13	13 12	11 19 18 25 25	22 22 23	-	-
Pittsburgh.....	-	-	-20 20 22 24 23	-	-	-
Purdue.....	16	15 14	14 9 18 9 11	7 13 16 14	18 21 17 23	-
Rhode Island.....	23	25	-	-	-	-
St. John's (N.Y.)..	-	-23 25	18 15 14 12	9 11 8 9	9 11 10 8	10 9
Stanford.....	3	3 3	5 6 6 6 5	4 4 3 3	4 6 7 6	6 7
Syracuse.....	T20	22 19	12 13 21 22 22	21 18 20 17	16 18 21 24	-
Temple.....	7	7 6	10 16	-	-	-T24
Tennessee.....	9	18 25	-21	-	-	-18 20
Texas.....	-	-	-	-	-	-22
TCU.....	25	-	-	-24 24 20 21 24	-	-
UCLA.....	12	11 10	18 15 12 12 10	8 10 13 11	13 9 16 15	12 15
Utah.....	10	9 18	21 25	-	-	-20 14 12 12 8 6
Washington.....	14	14 16	15 22	-	-	-
Wisconsin.....	-	-	-23 20 19	23 17 15 12	11 15 13 16	19 18
Xavier.....	17	16 13	23	-	-	-

**1999-2000**

Team	PS	Nov. 16 23 30	December 7 14 21 28	January 4 11 18 25 1	February 8 15 22 29	March 7 14
Arizona.....	9	10 8 4 2 4 3 5 5	2 2 5 9	7 4 4 3 9 4	-	-
Auburn.....	4	3 2 7 8 6 7 4 4	4 4 7 10	9 12 11 19	-24	-
Cincinnati.....	2	1 1 1 1 1 4 3 3	1 1 1 1	1 1 3 2 1 7	-	-
Connecticut.....	1	8 7 5 6 3 2 2 2	5 8 6 7	13 18 22 24	21 20	-
DePaul.....	20	20 18 22 20	19 24 24 23	21 23	-	-
Duke.....	10	18 16 17 14 11 10 9 8	6 5 3 3 3	3 3 2 4 3 1	-	-
Florida.....	8	7 6 11 9 9 8 6 6	10 9 10 12	12 11 9 8 11 13	-	-
Gonzaga.....	24	25 25 25 24 22 22	-	-	-	-
Illinois.....	16	17 15 16 22 20 15 20 19	22	-	-	-25 25 21
Indiana.....	-	-23 15 21 20 12 10	9 11 14 11	10 10 16 14	18 22	-
Iowa.....	-	-22 23	-	-	-	-
Iowa St.....	-	-	-	-20	17 14 17 10	7 6
Kansas.....	11	11 10 6 5 8 12 10 9	8 7 12 15	20 24 23 23	24	-
Kentucky.....	14	14 11 13 23	-	-25 20 18 16 14	11 19 18 22 16 19	-
LSU.....	-	-	-	-21 24	-22 25 16 15 12	10 10
Louisville.....	-	-	-	-25	-	-
Maryland.....	-	-24 24 21	16 17 14 12	18 24 22 25	23 22 19 17	20 17
Miami (Fla.).....	25	-	-	-	-	-23 23
Michigan St.....	3	2 3 8 4 5 5 8 11	11 10 9 8	6 6 5 7 5 2	-	-
North Carolina...	6	5 4 2 7 7 6 13 14	13 21	-	-	-
North Carolina St.	-	-	-25	-	-21	-
Ohio St.....	5	4 12 15 13 12 16 15 13	17 13 8 5 5	7 6 6 4 8	-	-
Oklahoma.....	-	-	-23 21 22 20	16 17 18 18	16 20 20 21 15 12	-
Oklahoma St.....	22	23 21 21 17	14 13 11 16	14 12 15 13	14 8 10 13 17 14	-
Oregon.....	-	-	-	-	-23 24	-
Purdue.....	23	24 22 19 25 24	-	-	-	-25 21 20 22 25
St. John's (N.Y.)..	18	15	-	-	-19 25	-18 19 9
Seton Hall.....	-	-	-	-	-	-23
Southern California	-	-	-	-	-23	-
Stanford.....	13	9 9 3 3 2 1 1 1	3 3 2 2	2 2 1 1 2 3	-	-
Syracuse.....	17	13 14 14 12 10 9 7 7	7 6 4 4 4	9 13 9 12 16	-	-
Temple.....	7	6 5 10 19 17 19 17	-23	-23 21	19 15 8 5 6 5	-
Tennessee.....	19	19 17 18 16 13 11 16 15	12 16 11 6	8 5 7 11 8 11	-	-
Texas.....	21	21 20 9 10 15 14 18 17	15 14 17 16	18 17 14 16 13 15	-	-
Tulsa.....	-	-	-25 22	19 15 13 17	15 13 12 15 14 18	-
UCLA.....	12	12 13 12 11 18 18 23 24	-25	-	-	-
Utah.....	15	16 19 20	-	-21 18	-22 19 19	21 21 25
Vanderbilt.....	-	-	-	-20 20 24	22	-24
Wake Forest.....	-	-	-18 25 23 19	-	-	-

**2000-01**

Team	PS	Nov. 14 21 28	December 5 12 19 26	January 2 9 16 23 30	February 6 13 20 27	March 6 13
Alabama.....	-	-	-23 18 17 20	18 16 15 18 17 18 21 14 20	-	-
Arizona.....	1	1 1 5	5 7 10 12	16 21 17 12	7 11 8 8 9	8 5
Arkansas.....	T15	15 24 25	21 25 25	-	-	-
Boston College.....	-	-	-	-24 25 23 20	17 9 10 11	10 7
Cincinnati.....	18	17 16 22	18 17 22 19	25	-	-
Connecticut.....	14	13 12 16	15 11 11 10	10 13 15 24	-	-
Dayton.....	-	-	-24	-	-	-
DePaul.....	21	22 21	-	-	-	-
Duke.....	2	2 2 1	1 1 1 3	3 2 2 2 2	3 3 4 2 3 1	-
Florida.....	11	11 11 10	8 8 7 5	5 8 7 14 13	8 11 7 6	5 8

Team	Nov. PS 14	Nov. 21	Nov. 28	December 5	December 12	December 19	December 26	January 2	January 9	January 16	January 23	January 30	February 6	February 13	February 20	February 27	March 6	March 13
Fresno St.	-	-	-	-	-	-	-	-	-	-	-	22	19	23	20	-	25	-
Georgetown	-	-	-	-	23	21	19	12	9	10	14	15	18	21	21	18	21	-
Georgia	-	-	-	-	-	-	-	-	-	-	-	-	25	-	-	-	-	-
Illinois	8	8	8	9	9	5	5	9	9	7	11	7	6	7	4	3	5	4
Indiana	-	-	-	-	-	-	-	-	-	-	-	-	-	-	-	-	-	20
Iowa	-	-	-	-	-	22	19	23	-	-	14	21	18	14	25	-	-	24
Iowa St.	25	-	-	25	-	25	23	18	23	17	15	12	7	6	8	7	10	-
Kansas	7	4	3	2	3	10	9	7	7	5	5	4	3	5	6	11	10	9
Kentucky	12	20	22	-	-	-	-	-	-	-	-	-	22	13	15	15	9	-
Maryland	5	6	6	13	19	20	20	18	17	14	12	8	9	13	17	20	16	11
Michigan St.	3	3	4	3	2	2	2	1	1	3	3	3	5	4	5	5	3	2
Mississippi	-	-	-	-	-	23	24	24	22	20	21	19	-	25	16	12	14	14
Missouri	-	-	-	-	-	-	-	-	-	20	-	-	-	-	-	-	-	-
North Carolina	6	7	7	6	14	15	15	14	13	9	6	5	4	1	1	2	4	6
Notre Dame	15	16	14	11	10	21	21	22	21	25	-	-	23	20	14	18	13	19
Ohio St.	-	-	-	-	-	-	-	-	-	-	-	-	-	-	-	-	-	24
Oklahoma	22	21	19	14	20	19	18	17	15	22	22	-	24	21	13	16	17	16
Providence	-	-	-	-	-	-	-	-	-	-	-	-	-	-	-	25	-	-
St. John's (N.Y.)	-	24	23	19	24	-	-	-	-	-	-	-	-	-	-	-	-	-
St. Joseph's	-	-	-	-	-	-	-	-	-	-	-	-	-	23	18	21	22	-
Seton Hall	10	10	10	8	7	9	8	11	11	15	18	16	22	-	-	-	-	-
Southern Cal.	23	23	20	15	12	13	16	20	19	24	25	21	22	-	-	-	-	-
Stanford	4	5	5	4	4	3	3	2	2	1	1	1	2	2	1	1	1	2
Syracuse	-	-	-	20	13	12	12	15	14	11	8	11	12	9	10	17	19	17
Temple	-	-	-	17	-	-	-	-	-	-	-	-	-	-	-	-	-	-
Tennessee	9	9	9	7	6	4	4	6	6	4	4	6	8	10	15	22	-	-
Texas	-	-	-	-	-	-	-	24	23	-	20	-	-	-	-	24	20	18
UCLA	17	14	15	-	-	-	-	-	-	-	-	-	-	24	15	12	13	15
Utah	13	12	13	18	22	-	-	-	-	-	-	-	-	-	-	-	-	-
Virginia	24	25	25	21	16	14	14	8	8	10	13	11	6	12	9	7	12	16
Wake Forest	20	18	17	12	11	6	6	4	4	6	10	9	16	19	23	24	23	22
Wisconsin	19	19	18	23	17	16	16	13	12	17	19	15	10	16	19	19	22	23
Xavier	-	-	-	-	-	-	-	-	-	-	-	-	-	24	-	25	-	-

2001-02

Team	Nov. PS 20	Nov. 27	December 4	December 11	December 18	December 25	January 1	January 8	January 15	January 22	January 29	February 5	February 12	February 19	February 26	March 5	March 12	
Alabama	24	22	21	16	22	23	21	18	14	16	14	7	5	7	5	6	8	8
Arizona	-	8	4	7	6	11	14	15	20	19	11	9	14	14	15	7	-	-
Ball St.	-	16	15	20	21	-	-	-	-	-	-	-	-	-	-	-	-	-
Boston College	17	17	15	13	11	10	11	11	16	22	-	-	-	-	-	-	-	-
Butler	-	-	-	-	-	23	20	24	-	-	-	-	-	-	-	-	-	-
California	-	-	-	-	-	-	-	-	-	-	-	-	-	-	21	25	-	-
Cincinnati	-	-	-	-	25	17	13	10	7	4	4	6	5	4	4	5	5	-
Connecticut	-	-	-	-	-	-	-	-	25	17	-	-	-	23	19	10	-	-
Duke	1	1	1	1	1	1	1	2	1	1	1	1	1	3	3	3	1	-
Florida	6	7	6	6	5	4	3	3	3	2	5	5	8	6	8	8	11	15
Fresno St.	-	23	24	21	-	-	-	-	-	-	-	-	-	-	-	-	-	-
Georgetown	14	16	18	19	18	16	20	24	-	-	-	-	-	-	-	-	-	-
Georgia	-	-	-	-	-	-	-	20	15	16	17	21	18	16	17	23	-	-
Gonzaga	-	-	-	-	25	24	22	22	18	13	16	11	9	8	7	7	6	6
Hawaii	-	-	-	-	-	-	-	-	-	-	-	-	-	-	-	-	-	25
Illinois	3	2	2	5	10	9	7	7	9	11	9	12	21	18	16	15	10	13
Indiana	22	20	-	-	21	-	-	-	25	-	-	-	-	22	23	25	23	-
Iowa	9	9	7	12	15	12	9	9	13	17	-	-	-	-	-	-	-	-
Kansas	7	4	8	4	4	3	2	2	1	4	2	2	2	2	1	1	1	2
Kentucky	4	10	13	11	9	7	6	6	8	12	8	10	7	10	12	11	12	16
Marquette	-	23	17	14	14	19	25	-	-	-	18	11	9	9	13	12	-	-
Maryland	2	6	5	3	3	2	8	8	4	3	3	3	3	2	2	2	4	-
Memphis	12	12	20	22	-	-	-	-	-	-	-	-	-	-	-	-	-	-
Miami (Fla.)	-	-	-	-	-	24	21	21	24	22	15	12	13	17	22	20	21	-
Michigan St.	15	13	22	24	23	17	13	19	25	-	-	-	-	-	-	-	-	-
Mississippi St.	-	-	-	-	-	-	-	22	-	-	-	-	-	-	-	-	-	17
Missouri	8	5	3	2	2	8	10	17	17	21	18	22	22	-	-	-	-	-
North Carolina	19	-	-	-	-	-	-	-	-	-	-	-	-	-	-	-	-	-
North Caro. St.	-	-	-	-	-	-	-	-	-	-	-	-	-	-	24	-	-	-
Ohio St.	-	-	-	-	-	-	-	-	-	20	25	16	23	19	18	21	14	-
Oklahoma	25	-	-	-	24	22	12	10	5	5	6	6	4	4	6	5	4	3
Oklahoma St.	18	15	14	10	8	6	5	5	6	6	11	9	14	16	13	12	14	20
Oregon	-	-	-	-	-	-	-	-	23	19	-	-	-	13	17	15	13	9
Pittsburgh	-	-	-	-	-	-	-	-	-	23	-	-	-	21	-	-	-	9
St. Joseph's	10	19	19	18	16	15	-	-	-	-	-	-	-	-	-	-	-	-
Southern Cal.	20	24	-	-	-	-	-	-	18	23	25	25	20	19	22	18	-	-
Stanford	13	14	11	14	12	13	16	12	14	19	17	18	20	12	10	17	16	24
Syracuse	21	18	12	9	13	18	18	16	12	8	12	14	23	-	-	-	-	-
Temple	16	25	-	-	-	-	-	-	-	-	-	-	-	-	-	-	-	-
Texas	23	-	-	-	-	-	-	-	-	-	-	-	-	-	-	-	-	-
Texas Tech.	-	-	-	-	-	-	-	-	-	-	-	-	-	-	20	24	-	-
UCLA	5	3	10	20	17	19	15	14	11	9	13	15	20	25	-	-	-	-
Virginia	11	11	9	8	7	5	4	4	7	10	7	8	10	15	22	-	-	-

Team	Nov. PS 20	Nov. 27	December 4	December 11	December 18	December 25	January 1	January 8	January 15	January 22	January 29	February 5	February 12	February 19	February 26	March 5		
Wake Forest	-	-	25	23	19	20	25	23	19	14	21	24	19	19	20	24	-	
Western Ky.	-	21	17	25	-	-	-	-	-	-	-	-	-	-	24	20	18	19
Xavier	-	-	-	-	-	-	-	-	-	-	-	-	-	-	-	-	24	22

2002-03

Team	Nov. PS 19	Nov. 26	December 3	December 10	December 17	December 24	December 31	January 7	January 14	January 21	January 28	February 4	February 11	February 18	February 25	March 4	March 11	March 18	
Alabama	8	4	4	3	2	2	1	1	4	9	15	23	22	1	1	1	1	1	2
Arizona	1	1	1	1	1	1	4	4	2	2	1	1	2	1	1	1	1	1	2
Auburn	-	-	-	-	-	-	-	-	-	24	-	-	-	-	-	-	-	-	-
California	-	-	-	-	-	-	-	-	-	-	25	20	-	22	18	23	22	24	-
Col. of Charleston	-	-	-	-	-	25	-	-	-	-	-	-	-	-	-	-	-	-	-
Cincinnati	23	23	21	-	23	-	-	-	-	-	-	-	-	-	-	-	-	-	-
Connecticut	15	14	12	11	9	8	6	5	3	6	11	14	18	23	-	-	-	-	23
Creighton	-	-	-	-	20	18	15	16	13	10	16	13	12	17	17	19	19	15	-
Dayton	-	-	-	-	-	-	-	-	-	-	-	-	-	-	25	25	21	22	16
Duke	6	6	6	4	3	3	3	3	1	1	3	5	9	8	8	6	10	12	7
Florida	7	8	7	8	14	13	12	12	11	6	5	4	1	4	7	4	3	7	10
Georgia	16	18	17	-	-	-	-	-	20	20	19	15	17	20	22	21	25	21	25
Gonzaga	22	21	20	-	-	-	-	-	-	-	-	-	-	-	-	-	-	-	-
Illinois	-	-	-	25	15	12	7	11	10	8	18	13	16	14	20	18	14	13	11
Indiana	21	22	19	10	7	6	10	17	15	18	14	19	-	-	-	-	-	-	-
Kansas	2	2	2	14	20	19	19	18	14	12</									



Team	Nov.					December					January					February					March				
	PS	25	2	9	16	23	31	6	13	20	27	3	10	17	24	2	9	16							
Notre Dame.....	21	21	23	-	-	-	-	-	-	-	-	-	-	-	-	-	-								
Oklahoma.....	14	14	14	11	8	7	7	6	11	20	25	22	-	-	-	-	-								
Oklahoma St....	25	24	25	-	-	-	-	-	-	24	18	13	10	7	6	8	7	4							
Pittsburgh.....	22	22	22	20	18	16	15	15	13	8	7	4	4	5	3	6	6	9							
Providence.....	-	-	-	-	-	-	-	25	-	-	23	23	24	19	13	12	20	21							
Purdue.....	-	-	20	16	17	22	21	24	-	23	21	-	-	-	-	-	-	-							
St. Joseph's.....	17	13	12	12	11	10	10	9	6	3	3	3	3	2	2	2	1	5							
South Carolina.....	-	-	-	-	-	-	-	-	-	25	24	25	25	25	-	-	-	23							
Southern Ill. ....	-	-	-	-	-	-	-	-	-	-	-	23	20	16	15	24	-	-							
Stanford.....	19	20	21	13	9	6	5	4	3	2	2	2	2	1	1	1	2	1							
Syracuse.....	7	7	16	19	19	17	17	17	17	13	20	18	-	-	-	24	19	20							
Texas.....	12	11	8	6	11	18	19	18	18	16	16	11	11	11	10	10	11	12							
Texas Tech.....	-	-	-	-	-	-	-	-	22	18	13	19	18	22	25	-	-	-							
Utah St.....	-	-	-	-	-	-	-	-	-	24	19	-	24	23	22	T25	-	-							
Vanderbilt.....	-	-	-	-	25	22	20	23	22	-	-	-	-	-	-	-	-	-							
Wake Forest.....	20	18	18	15	14	8	6	5	4	10	19	16	20	15	11	11	15	17							
Wisconsin.....	15	15	15	23	22	19	18	21	19	21	17	14	17	12	22	17	10	10							

**2004-05**

Team	Nov.					December					January					February					March				
	PS	16	23	30	7	14	21	28	4	11	18	25	1	8	15	22	1	8	15						
Alabama.....	18	18	19	22	18	17	19	18	19	23	22	14	11	17	16	16	21	20	21						
Arizona.....	10	10	18	21	15	15	14	14	13	17	13	11	14	12	10	9	11	8	9						
Boston College....	-	-	-	-	-	-	-	-	25	13	9	8	5	4	6	3	5	7	14						
Charlotte.....	-	-	-	-	-	-	-	-	-	-	-	-	23	21	18	25	-	-	-						
Cincinnati.....	-	-	-	-	25	22	22	23	18	20	21	18	21	24	24	22	21	23							
Connecticut.....	8	8	7	7	7	11	11	11	10	12	16	19	23	19	18	17	15	12	13						
Duke.....	11	11	9	10	9	7	6	6	5	5	4	2	4	7	7	6	5	3							
Florida.....	23	23	23	19	-	-	-	-	-	-	-	-	-	-	-	-	-	16							
Geo. Washington.....	-	-	-	-	21	19	20	20	24	21	-	-	-	-	-	-	-	-							
Georgia Tech.....	3	3	3	4	3	3	9	9	9	8	12	22	25	-	-	-	-	25							
Gonzaga.....	25	25	24	-	25	22	13	12	11	16	11	17	17	14	13	12	12	11	10						
Illinois.....	5	6	5	5	1	1	1	1	1	1	1	1	1	1	1	1	1	1	1						
Iowa.....	-	-	23	17	16	17	16	14	24	23	23	-	-	-	-	-	-	-	-						
Kansas.....	1	1	2	2	2	2	2	2	2	2	6	3	3	2	8	7	9	12							
Kentucky.....	9	9	8	8	10	9	8	8	8	9	8	7	6	5	3	5	3	4	7						
Louisville.....	14	14	12	17	13	13	18	19	17	19	14	12	9	9	12	11	9	6	4						
Marquette.....	-	-	-	-	-	-	-	-	-	22	25	-	-	-	-	-	-	-	-						
Maryland.....	15	15	13	12	23	23	24	24	22	-	-	-	22	-	22	-	-	-	-						
Memphis.....	24	24	25	-	-	-	-	-	-	-	-	-	-	-	-	-	-	-	-						
Michigan St.....	13	13	10	11	20	21	23	23	20	15	19	15	12	13	11	10	14	13	15						
Mississippi St.....	12	12	14	15	22	20	21	21	18	11	17	24	-	-	-	-	-	-	-						
Nevada.....	-	-	-	-	-	-	-	-	-	-	-	-	-	-	25	25	24	-	-						
North Carolina....	4	4	11	9	8	5	4	4	3	3	6	3	2	2	4	2	2	2	2						
N. Carolina St.....	19	19	17	16	12	12	16	17	-	-	-	-	-	-	-	-	-	-	-						
Notre Dame.....	20	20	21	20	-	-	-	-	-	-	-	-	-	-	-	-	-	-	-						
Oklahoma.....	-	-	-	-	-	-	-	-	25	18	13	15	16	21	22	20	17	17	-						
Oklahoma St.....	7	7	6	6	5	4	3	3	7	6	5	9	10	10	8	4	8	10	6						
Pacific.....	-	-	-	-	-	-	-	-	-	-	-	-	24	19	19	17	18	22	-						
Pittsburgh.....	17	17	16	13	11	10	10	10	16	20	21	20	16	18	17	18	24	22	-						
Syracuse.....	6	5	4	3	4	8	7	7	6	7	7	4	8	8	9	15	13	16	11						
Texas.....	16	16	15	18	14	14	15	15	15	10	15	16	20	23	-	-	-	-	-						
Texas Tech.....	-	-	-	-	-	-	-	-	-	-	-	-	-	25	-	-	-	-	24						
Utah.....	-	-	-	-	-	-	-	-	-	25	21	15	14	13	16	15	18	-	-						

Team	Nov.					December					January					February					March				
	PS	16	23	30	7	14	21	28	4	11	18	25	1	8	15	22	1	8	15						
Villanova.....	-	-	-	-	-	-	-	-	-	-	-	-	-	-	24	22	25	23	19	19	19				
Virginia.....	-	-	-	24	19	24	25	25	-	-	-	-	-	-	-	-	-	-	-	-	-				
Wake Forest.....	2	2	1	1	6	6	5	5	4	4	3	5	7	6	5	6	4	3	5	-	-				
Washington.....	22	22	22	14	16	18	12	13	12	14	10	10	13	11	15	14	10	14	8	-	-				
West Virginia.....	-	-	-	-	-	-	-	-	21	-	-	-	-	-	-	-	-	-	-	-	-				
Wisconsin.....	21	21	20	25	24	-	-	-	-	-	24	18	19	20	20	20	23	23	20	-	-				

**2005-06**

Team	Nov.					December					January					February					March				
	PS	15	22	29	6	13	20	27	3	10	17	24	31	7	14	21	28	7	14						
Alabama.....	15	15	19	21	22	-	-	-	-	-	-	-	-	-	-	-	-	-	-	-	-				
UAB.....	-	-	-	-	-	-	-	-	-	-	-	-	-	-	-	-	-	-	-	-	24	25			
Arizona.....	10	10	9	15	24	24	-	-	21	24	-	-	-	-	-	-	-	-	-	-	-	-			
Boston College....	11	11	10	8	6	13	14	13	11	15	21	20	15	17	13	11	12	11	17	-	-	-			
Bucknell.....	-	-	-	-	-	-	-	-	-	-	-	-	-	24	-	-	-	-	-	-	-	-			
Cincinnati.....	-	-	-	-	-	-	-	-	-	25	-	-	-	-	-	-	-	-	-	-	-	-			
Connecticut.....	3	3	3	3	3	2	2	2	2	4	3	1	1	1	1	3	2	1	2	-	-	-			
Duke.....	1	1	1	1	1	1	1	1	1	1	1	2	2	2	2	1	1	3	1	-	-	-			
Florida.....	-	-	14	11	10	7	5	5	5	2	2	5	8	7	10	12	17	16	11	-	-	-			
Geo. Washington.....	21	21	21	19	19	15	13	12	20	17	16	14	10	8	7	6	7	6	14	-	-	-			
Georgetown.....	-	-	-	-	-	-	-	-	-	-	-	21	17	15	17	23	20	23	23	-	-	-			
Gonzaga.....	8	9	8	6	9	10	8	8	8	6	6	7	5	5	5	5	4	5	-	-	-	-			
Houston.....	-	-	-	-	-	25	-	-	-	-	-	-	-	-	-	-	-	-	-	-	-	-			
Illinois.....	17	17	15	12	11	9	6	6	6	7	7	8	6	10	14	8	10	9	13	-	-	-			
Indiana.....	24	23	20	17	18	18	18	17	16	9	13	13	22	24	-	-	-	-	-	-	-	-			
Iowa.....	20	20	18	14	12	22	25	-	-	23	-	23	18	20	23	20	15	-	-	-	-	-			
Iowa St.....	25	25	-	-	-	-	-	-	-	-	-	-	-	-	-	-	-	-	-	-	-	-			
Kansas.....	-	-	-	-	-	-	-	-	-	-	-	-	-	-	22	16	18	17	12	-	-	-			
Kentucky.....	9	8	7	10	15	23	19	18	19	-	-	-	-	-	-	-	-	-	-	-	-	-			
LSU.....	-	-	-	25	-	-	-	-	-	-	-	-	24	-	25	24	21	18	19	-	-	-			
Louisville.....	7	7	6	7	5	4	11	10	9	10	17	22	-	-	-	-	-	-	-	-	-	-			
Maryland.....	23	24	23	23	21	17	16	16	14	23	22	18	-	-	-	-	-	-	-	-	-	-			
Memphis.....	12	12	11	9	7	5	4	4	4	5	4	3	3	3	3	4	3	5	4	-	-	-			
Michigan.....	-	-	-	-	-	-	-	-	-	-	-	21	22	-	-	-	-	-	-	-	-	-			
Michigan St.....	4	4	12	13	14	12	10	9	7	14	11	11	12	12	16	18	25	-	-	-	-	-			
Nevada.....	22	22	22	20	17	20	20	20	-	-	-	-	-	-	-	25	24	21	20	-	-	-			
North Carolina....	-	-	-	-	23	19	17	23	25	20	24	-	23	23	21	13	10	-	-	-	-	-			
North Carolina St.....	-	-	24	25	21	21	19	13	18	14	15	18	16	21	15	22	25	-	-	-	-	-			
UNL.....	-	-	-	-	-</																				

# Final Season Polls

## Final Regular-Season Polls

The Helms Foundation of Los Angeles selected the national college men's basketball champions from 1942-82 and researched retroactive picks from 1901-41. The Helms winners are listed in this section to the time The Associated Press (AP) poll started in 1949. The AP is the writers' poll, while the UPI and USA Today/CNN and USA Today/NABC polls are the coaches' polls.

### HELMS

1901 Yale  
1902 Minnesota  
1903 Yale  
1904 Columbia  
1905 Columbia  
1906 Dartmouth  
1907 Chicago  
1908 Chicago  
1909 Chicago  
1910 Columbia  
1911 St. John's (N.Y.)  
1912 Wisconsin

1913 Navy  
1914 Wisconsin  
1915 Illinois  
1916 Wisconsin  
1917 Washington St.  
1918 Syracuse  
1919 Minnesota  
1920 Penn  
1921 Penn  
1922 Kansas  
1923 Kansas  
1924 North Carolina

1925 Princeton  
1926 Syracuse  
1927 Notre Dame  
1928 Pittsburgh  
1929 Montana St.  
1930 Pittsburgh  
1931 Northwestern  
1932 Purdue  
1933 Kentucky  
1934 Wyoming  
1935 New York U.  
1936 Notre Dame

1937 Stanford  
1938 Temple  
1939 Long Island  
1940 Southern California  
1941 Wisconsin  
1942 Stanford  
1943 Wyoming  
1944 Army  
1945 Oklahoma St.  
1946 Oklahoma St.  
1947 Holy Cross  
1948 Kentucky

### 1949

**AP**  
1. Kentucky  
2. Oklahoma St.  
3. St. Louis  
4. Illinois  
5. Western Ky.  
6. Minnesota  
7. Bradley  
8. San Francisco  
9. Tulane  
10. Bowling Green  
11. Yale  
12. Utah  
13. North Carolina St.  
14. Villanova  
15. UCLA  
16. Loyola (Ill.)  
17. Wyoming  
18. Butler  
19. Hamline  
20. Ohio St.

### 1950

**AP**  
1. Bradley  
2. Ohio St.  
3. Kentucky  
4. Holy Cross  
5. North Carolina St.  
6. Duquesne  
7. UCLA  
8. Western Ky.  
9. St. John's (N.Y.)  
10. La Salle  
11. Villanova  
12. San Francisco  
13. Long Island  
14. Kansas St.  
15. Arizona  
16. Wisconsin  
17. San Jose St.  
18. Washington St.  
19. Kansas  
20. Indiana

### 1951

**AP**  
1. Kentucky  
2. Oklahoma St.  
3. Columbia  
4. Kansas St.  
5. Illinois  
6. Bradley  
7. Indiana  
8. North Carolina St.  
9. St. John's (N.Y.)  
10. St. Louis  
11. Brigham Young  
12. Arizona  
13. Dayton  
14. Toledo  
15. Washington  
16. Murray St.  
17. Cincinnati  
18. Siena  
19. Southern California  
20. Villanova

### UPI

1. Kentucky  
2. Oklahoma St.  
3. Kansas St.  
4. Illinois  
5. Columbia  
6. Bradley  
7. North Carolina St.  
8. Indiana  
9. St. John's (N.Y.)  
10. Brigham Young  
11. St. Louis  
12. Arizona  
13. Washington  
14. Beloit  
15. Villanova  
16. UCLA  
17. Cincinnati  
18. Dayton  
19. St. Bonaventure  
20. Seton Hall  
21. Texas A&M

### 1952

**AP**  
1. Kentucky  
2. Illinois  
3. Kansas St.  
4. Duquesne  
5. St. Louis  
6. Washington  
7. Iowa  
8. Kansas  
9. West Virginia  
10. St. John's (N.Y.)  
11. Dayton  
12. Duke  
13. Holy Cross  
14. Seton Hall  
15. St. Bonaventure  
16. Wyoming  
17. Louisville  
18. Seattle  
19. UCLA  
20. Texas St.

### UPI

1. Kentucky  
2. Illinois  
3. Kansas  
4. Duquesne  
5. Washington  
6. Kansas St.  
7. St. Louis  
8. Iowa  
9. St. John's (N.Y.)  
10. Wyoming  
11. St. Bonaventure  
12. Seton Hall  
13. TCU  
14. West Virginia  
15. Holy Cross  
16. Western Ky.  
17. La Salle  
18. Dayton  
19. Louisville  
20. UCLA  
21. Indiana

### 1953

**AP**  
1. Indiana  
2. Seton Hall  
3. Kansas  
4. Washington  
5. LSU  
6. La Salle  
7. St. John's (N.Y.)  
8. Oklahoma St.  
9. Duquesne  
10. Notre Dame  
11. Illinois  
12. Kansas St.  
13. Holy Cross  
14. Seattle  
15. Wake Forest  
16. Santa Clara  
17. Western Ky.  
18. North Carolina St.  
19. DePaul  
20. Missouri St.

### UPI

1. Indiana  
2. Seton Hall  
3. Washington  
4. La Salle  
5. Kansas  
6. LSU  
7. Oklahoma St.  
8. North Carolina St.  
9. Kansas St.  
10. Illinois  
11. Western Ky.  
12. California  
13. Notre Dame  
14. DePaul  
14. Wyoming  
16. St. Louis  
17. Holy Cross  
18. Oklahoma City  
19. Brigham Young  
20. Duquesne

### 1954

**AP**  
1. Kentucky  
2. La Salle  
3. Holy Cross  
4. Indiana  
5. Duquesne  
6. Notre Dame  
7. Bradley  
8. Western Ky.  
9. Penn St.  
10. Oklahoma St.  
11. Southern California  
12. George Washington  
13. Iowa  
14. LSU  
15. Duke  
16. Niagara  
17. Seattle  
18. Kansas  
19. Illinois  
20. Maryland

### UPI

1. Indiana  
2. Kentucky  
3. Duquesne  
4. Oklahoma St.  
5. Notre Dame  
6. Western Ky.  
7. Kansas  
8. LSU  
9. Holy Cross  
10. Iowa  
11. La Salle  
12. Illinois  
13. Colorado St.  
14. North Carolina St.  
14. Southern California  
16. Oregon St.  
17. Seattle  
17. Dayton  
19. Rice  
20. Duke

### 1955

**AP**  
1. San Francisco  
2. Kentucky  
3. La Salle  
4. North Carolina St.  
5. Iowa  
6. Duquesne  
7. Utah  
8. Marquette  
9. Dayton  
10. Oregon St.  
11. Minnesota  
12. Alabama  
13. UCLA  
14. George Washington  
15. Colorado  
16. Tulsa  
17. Vanderbilt  
18. Illinois  
19. West Virginia  
20. St. Louis

### UPI

1. San Francisco  
2. Kentucky  
3. La Salle  
4. Utah  
5. Iowa  
6. North Carolina St.  
7. Duquesne  
8. Oregon St.  
9. Marquette  
10. Dayton  
11. Colorado  
12. UCLA  
13. Minnesota  
14. Tulsa  
15. George Washington  
16. Illinois  
17. Niagara  
18. St. Louis  
19. Holy Cross  
20. Cincinnati

### 1956

**AP**  
1. San Francisco  
2. North Carolina St.  
3. Dayton  
4. Iowa  
5. Alabama  
6. Louisville  
7. SMU  
8. UCLA  
9. Kentucky  
10. Illinois  
11. Oklahoma City  
12. Vanderbilt  
13. North Carolina  
14. Holy Cross  
15. Temple  
16. Wake Forest  
17. Duke  
18. Utah  
19. Oklahoma St.  
20. West Virginia

### UPI

1. San Francisco  
2. North Carolina St.  
3. Dayton  
4. Iowa  
5. Alabama  
6. SMU  
7. Louisville  
8. Illinois  
9. UCLA  
10. Vanderbilt  
11. North Carolina  
12. Kentucky  
13. Utah  
14. Temple  
15. Holy Cross  
16. Oklahoma St.  
16. St. Louis  
18. Seattle  
18. Duke  
18. Canisius

### 1957

**AP**  
1. North Carolina  
2. Kansas  
3. Kentucky  
4. SMU  
5. Seattle  
6. Louisville  
7. West Virginia  
8. Vanderbilt  
9. Oklahoma City  
10. St. Louis  
11. Michigan St.  
12. Memphis  
13. California  
14. UCLA  
15. Mississippi St.  
16. Idaho St.  
17. Notre Dame  
18. Wake Forest  
19. Canisius  
19. Oklahoma St.

### UPI

1. North Carolina  
2. Kansas  
3. Kentucky  
4. SMU  
5. Seattle  
6. California  
7. Michigan St.  
8. Louisville  
9. UCLA  
9. St. Louis  
11. West Virginia  
12. Dayton  
13. Bradley  
14. Brigham Young  
15. Indiana  
16. Vanderbilt  
16. Xavier  
16. Oklahoma City  
19. Notre Dame  
20. Kansas St.

### 1958

**AP**  
1. West Virginia  
2. Cincinnati  
3. Kansas St.  
4. San Francisco  
5. Temple  
6. Maryland  
7. Kansas  
8. Notre Dame  
9. Kentucky  
10. Duke  
11. Dayton  
12. Indiana  
13. North Carolina  
14. Bradley  
15. Mississippi St.  
16. Auburn  
17. Michigan St.  
18. Seattle  
19. Oklahoma St.  
20. North Carolina St.

### UPI

1. West Virginia  
2. Cincinnati  
3. San Francisco  
4. Kansas St.  
5. Temple  
6. Maryland  
7. Notre Dame  
8. Kansas  
9. Dayton  
10. Indiana  
11. Bradley  
12. North Carolina  
13. Duke  
14. Kentucky  
15. Oklahoma St.  
16. Oregon St.  
16. North Carolina St.  
18. St. Bonaventure  
19. Michigan St.  
19. Wyoming  
19. Seattle

**1959****AP**

1. Kansas St.
2. Kentucky
3. Mississippi St.
4. Bradley
5. Cincinnati
6. North Carolina St.
7. Michigan St.
8. Auburn
9. North Carolina
10. West Virginia
11. California
12. St. Louis
13. Seattle
14. St. Joseph's
15. St. Mary's (Cal.)
16. TCU
17. Oklahoma City
18. Utah
19. St. Bonaventure
20. Marquette

**UPI**

1. Kansas St.
2. Kentucky
3. Michigan St.
4. Cincinnati
5. North Carolina St.
6. North Carolina
6. Mississippi St.
8. Bradley
9. California
10. Auburn
11. West Virginia
12. TCU
13. St. Louis
14. Utah
15. Marquette
16. Tennessee Tech
17. St. John's (N.Y.)
18. Navy
18. St. Mary's (Cal.)
20. St. Joseph's

**1960****AP**

1. Cincinnati
2. California
3. Ohio St.
4. Bradley
5. West Virginia
6. Utah
7. Indiana
8. Utah St.
9. St. Bonaventure
10. Miami (Fla.)
11. Auburn
12. New York U.
13. Georgia Tech
14. Providence
15. St. Louis
16. Holy Cross
17. Villanova
18. Duke
19. Wake Forest
20. St. John's (N.Y.)

**UPI**

1. California
2. Cincinnati
3. Ohio St.
4. Bradley
5. Utah
6. West Virginia
7. Utah St.
8. Georgia Tech
9. Villanova
10. Indiana
11. St. Bonaventure
12. New York U.
13. Texas
14. North Carolina
15. Duke
16. Kansas St.
17. Auburn
18. Providence
19. St. Louis
20. Dayton

**1961****AP**

1. Ohio St.
2. Cincinnati
3. St. Bonaventure
4. Kansas St.
5. North Carolina
6. Bradley
7. Southern California
8. Iowa
9. West Virginia
10. Duke
11. Utah
12. Texas Tech
13. Niagara
14. Memphis
15. Wake Forest
16. St. John's (N.Y.)
17. St. Joseph's
18. Drake
19. Holy Cross
20. Kentucky

**UPI**

1. Ohio St.
2. Cincinnati
3. St. Bonaventure
4. Kansas St.
5. Southern California
6. North Carolina
7. Bradley
8. St. John's (N.Y.)
9. Duke
10. Wake Forest
11. Iowa
12. West Virginia
13. Utah
14. St. Louis
15. Louisville
16. St. Joseph's
17. Dayton
18. Kentucky
18. Texas Tech
20. Memphis

**1962****AP**

1. Ohio St.
2. Cincinnati
3. Kentucky
4. Mississippi St.
5. Bradley
6. Kansas St.
7. Utah
8. Bowling Green
9. Colorado
10. Duke
11. Loyola (Ill.)
12. St. John's (N.Y.)
13. Wake Forest
14. Oregon St.
15. West Virginia
16. Arizona St.
17. Duquesne
18. Utah St.
19. UCLA
20. Villanova

**UPI**

1. Ohio St.
2. Cincinnati
3. Kentucky
4. Mississippi St.
5. Kansas St.
6. Bradley
7. Wake Forest
8. Colorado
9. Bowling Green
10. Utah
11. Oregon St.
12. St. John's (N.Y.)
13. Duke
13. Loyola (Ill.)
15. Arizona St.
16. West Virginia
17. UCLA
18. Duquesne
19. Utah St.
20. Villanova

**1963****AP**

1. Cincinnati
2. Duke
3. Loyola (Ill.)
4. Arizona St.
5. Wichita St.
6. Mississippi St.
7. Ohio St.
8. Illinois
9. New York U.
10. Colorado

**UPI**

1. Cincinnati
2. Duke
3. Arizona St.
4. Loyola (Ill.)
5. Illinois
6. Wichita St.
7. Mississippi St.
8. Ohio St.
9. Colorado
10. Stanford
11. New York U.
12. Texas
13. Providence
14. Oregon St.
15. UCLA
16. St. Joseph's
16. West Virginia
18. Bowling Green
19. Kansas St.
19. Seattle

**1964****AP**

1. UCLA
2. Michigan
3. Duke
4. Kentucky
5. Wichita St.
6. Oregon St.
7. Villanova
8. Loyola (Ill.)
9. DePaul
10. Davidson

**UPI**

1. UCLA
2. Michigan
3. Kentucky
4. Duke
5. Oregon St.
6. Wichita St.
7. Villanova
8. Loyola (Ill.)
9. UTEP
10. Davidson
11. DePaul
12. Kansas St.
13. Drake
13. San Francisco
15. Utah St.
16. Ohio St.
16. New Mexico
18. Texas A&M
19. Arizona St.
19. Providence

**1965****AP**

1. Michigan
2. UCLA
3. St. Joseph's
4. Providence
5. Vanderbilt
6. Davidson
7. Minnesota
8. Villanova
9. Brigham Young
10. Duke

**UPI**

1. Michigan
2. UCLA
3. St. Joseph's
4. Providence
5. Vanderbilt
6. Brigham Young
7. Davidson
8. Minnesota
9. Duke
10. San Francisco
11. Villanova
12. North Carolina St.
13. Oklahoma St.
14. Wichita St.
15. Connecticut
16. Illinois
17. Tennessee
18. Indiana
19. Miami (Fla.)
20. Dayton

**1966****AP**

1. Kentucky
2. Duke
3. UTEP
4. Kansas
5. St. Joseph's
6. Loyola (Ill.)
7. Cincinnati
8. Vanderbilt
9. Michigan
10. Western Ky.

**UPI**

1. Kentucky
2. Duke
3. UTEP
4. Kansas
5. Loyola (Ill.)
6. St. Joseph's
7. Michigan
8. Vanderbilt
9. Cincinnati
10. Providence
11. Nebraska
12. Utah
13. Oklahoma City
14. Houston
15. Oregon St.
16. Syracuse
17. Pacific
18. Davidson
19. Brigham Young
19. Dayton

**1967****AP**

1. UCLA
2. Louisville
3. Kansas
4. North Carolina
5. Princeton
6. Western Ky.
7. Houston
8. Tennessee
9. Boston College
10. UTEP

**UPI**

1. UCLA
2. Louisville
3. North Carolina
4. Kansas
5. Princeton
6. Houston
7. Western Ky.
8. UTEP
9. Tennessee
10. Boston College
11. Toledo
12. St. John's (N.Y.)
13. Tulsa
14. Vanderbilt
14. Utah St.
16. Pacific
17. Providence
18. New Mexico
19. Duke
20. Florida

**1968****AP**

1. Houston
2. UCLA
3. St. Bonaventure
4. North Carolina
5. Kentucky
6. New Mexico
7. Columbia
8. Davidson
9. Louisville
10. Duke

**UPI**

1. Houston
2. UCLA
3. St. Bonaventure
4. North Carolina
5. Kentucky
6. Columbia
7. New Mexico
8. Louisville
9. Davidson
10. Marquette
11. Duke
12. New Mexico St.
13. Vanderbilt
14. Kansas St.
15. Princeton
16. Army
17. Santa Clara
18. Utah
19. Bradley
20. Iowa

**1969****AP**

1. UCLA
2. La Salle
3. Santa Clara
4. North Carolina
5. Davidson
6. Purdue
7. Kentucky
8. St. John's (N.Y.)
9. Duquesne
10. Villanova
11. Drake
12. New Mexico St.
13. South Carolina
14. Marquette
15. Louisville
16. Boston College
17. Notre Dame
18. Colorado
19. Kansas
20. Illinois

**UPI**

1. UCLA
2. North Carolina
3. Davidson
4. Santa Clara
5. Kentucky
6. La Salle
7. Purdue
8. St. John's (N.Y.)
9. New Mexico St.
10. Duquesne
11. Drake
12. Colorado
13. Louisville
14. Marquette
15. Villanova
15. Boston College
17. Weber St.
17. Wyoming
19. Colorado St.
20. South Carolina
20. Kansas

**1970****AP**

1. Kentucky
2. UCLA
3. St. Bonaventure
4. Jacksonville
5. New Mexico St.
6. South Carolina
7. Iowa
8. Marquette
9. Notre Dame
10. North Carolina St.
11. Florida St.
12. Houston
13. Penn
14. Drake
15. Davidson
16. Utah St.
17. Niagara
18. Western Ky.
19. Long Beach St.
20. Southern California

**UPI**

1. Kentucky
2. UCLA
3. St. Bonaventure
4. New Mexico St.
5. Jacksonville
6. South Carolina
7. Iowa
8. Notre Dame
9. Drake
10. Marquette
11. Houston
12. North Carolina St.
13. Penn
14. Florida St.
15. Villanova
15. Long Beach St.
17. Western Ky.
17. Utah St.
17. Niagara
20. Cincinnati
20. UTEP

**1971****AP**

1. UCLA
2. Marquette
3. Penn
4. Kansas
5. Southern California
6. South Carolina
7. Western Ky.
8. Kentucky
9. Fordham
10. Ohio St.
11. Jacksonville
12. Notre Dame
13. North Carolina
14. Houston
15. Duquesne
16. Long Beach St.
17. Tennessee
18. Villanova
19. Drake
20. Brigham Young

**UPI**

1. UCLA
2. Marquette
3. Penn
4. Kansas
5. Southern California
6. South Carolina
7. Western Ky.
8. Kentucky
9. Fordham
10. Ohio St.
11. Jacksonville
11. Brigham Young
13. North Carolina
14. Notre Dame
14. Long Beach St.
16. Drake
17. Villanova
18. Duquesne
18. Houston
20. Weber St.

**1972****AP**

1. UCLA
2. North Carolina
3. Penn
4. Louisville
5. Long Beach St.
6. South Carolina
7. Marquette
8. La.-Lafayette
9. Brigham Young
10. Florida St.
11. Minnesota
12. Marshall
13. Memphis
14. Maryland
15. Villanova
16. Oral Roberts
17. Indiana
18. Kentucky
19. Ohio St.
20. Virginia

**UPI**

1. UCLA
2. North Carolina
3. Penn
4. Louisville
5. South Carolina
6. Long Beach St.
7. Marquette
8. La.-Lafayette
9. Brigham Young
10. Florida St.
11. Maryland
12. Minnesota
13. Memphis
14. Kentucky
15. Villanova
16. Kansas St.
17. UTEP
18. Marshall
19. Missouri
19. Weber St.

**1973****AP**

1. UCLA
2. North Carolina St.
3. Long Beach St.
4. Providence
5. Marquette
6. Indiana
7. La.-Lafayette
8. Maryland
9. Kansas St.
10. Minnesota
11. North Carolina
12. Memphis
13. Houston
14. Syracuse
15. Missouri
16. Arizona St.
17. Kentucky
18. Penn
19. Austin Peay
20. San Francisco

**UPI**

1. UCLA
2. North Carolina St.
3. Long Beach St.
4. Marquette
5. Providence
6. Indiana
7. La.-Lafayette
7. Kansas St.
9. Minnesota
10. Maryland
11. Memphis
12. North Carolina
13. Arizona St.
14. Syracuse
15. Kentucky
16. South Carolina
17. Missouri
18. Weber St.
18. Houston
20. Penn

**1974****AP**

1. North Carolina St.
2. UCLA
3. Marquette
4. Maryland
5. Notre Dame
6. Michigan
7. Kansas
8. Providence
9. Indiana
10. Long Beach St.
11. Purdue
12. North Carolina
13. Vanderbilt
14. Alabama
15. Utah
16. Pittsburgh
17. Southern California
18. Oral Roberts
19. South Carolina
20. Dayton

**UPI**

1. North Carolina St.
2. UCLA
3. Notre Dame
4. Maryland
5. Marquette
6. Providence
7. Vanderbilt
8. North Carolina
9. Indiana
10. Kansas
11. Long Beach St.
12. Michigan
13. Southern California
14. Pittsburgh
15. Louisville
16. South Carolina
17. Creighton
18. New Mexico
19. Alabama
19. Dayton

**1975****AP**

1. UCLA
2. Kentucky
3. Indiana
4. Louisville
5. Maryland
6. Syracuse
7. North Carolina St.
8. Arizona St.
9. North Carolina
10. Alabama
11. Marquette
12. Princeton
13. Cincinnati
14. Notre Dame
15. Kansas St.
16. Drake
17. UNLV
18. Oregon St.
19. Michigan
20. Penn

**UPI**

1. Indiana
2. UCLA
3. Louisville
4. Kentucky
5. Maryland
6. Marquette
7. Arizona St.
8. Alabama
9. North Carolina St.
10. North Carolina
11. Penn
12. Southern California
13. Utah St.
14. UNLV
14. Notre Dame
16. Creighton
17. Arizona
18. New Mexico St.
19. Clemson
20. UTEP

**1976****AP**

1. Indiana
2. Marquette
3. UNLV
4. Rutgers
5. UCLA
6. Alabama
7. Notre Dame
8. North Carolina
9. Michigan
10. Western Mich.
11. Maryland
12. Cincinnati
13. Tennessee
14. Missouri
15. Arizona
16. Texas Tech
17. DePaul
18. Virginia
19. Centenary (La.)
20. Pepperdine

**UPI**

1. Indiana
2. Marquette
3. Rutgers
4. UNLV
5. UCLA
6. North Carolina
7. Alabama
8. Notre Dame
9. Michigan
10. Washington
11. Missouri
12. Arizona
13. Maryland
14. Tennessee
15. Virginia
16. Cincinnati
16. Florida St.
18. St. John's (N.Y.)
19. Western Mich.
19. Princeton

**1977****AP**

1. Michigan
2. UCLA
3. Kentucky
4. UNLV
5. North Carolina
6. Syracuse
7. Marquette
8. San Francisco
9. Wake Forest
10. Notre Dame
11. Alabama
12. Detroit
13. Minnesota
14. Utah
15. Tennessee
16. Kansas St.
17. Charlotte
18. Arkansas
19. Louisville
20. VMI

**UPI**

1. Michigan
2. San Francisco
3. North Carolina
4. UCLA
5. Kentucky
6. UNLV
7. Arkansas
8. Tennessee
9. Syracuse
10. Utah
11. Kansas St.
12. Cincinnati
13. Louisville
14. Marquette
15. Providence
16. Indiana St.
17. Minnesota
18. Alabama
19. Detroit
20. Purdue

**1978****AP**

1. Kentucky
2. UCLA
3. DePaul
4. Michigan St.
5. Arkansas
6. Notre Dame
7. Duke
8. Marquette
9. Louisville
10. Kansas
11. San Francisco
12. New Mexico
13. Indiana
14. Utah
15. Florida St.
16. North Carolina
17. Texas
18. Detroit
19. Miami (Ohio)
20. Penn

**UPI**

1. Kentucky
2. UCLA
3. Marquette
4. New Mexico
5. Michigan St.
6. Arkansas
7. DePaul
8. Kansas
9. Duke
10. North Carolina
11. Notre Dame
12. Florida St.
13. San Francisco
14. Louisville
15. Indiana
16. Houston
17. Utah St.
18. Utah
19. Texas
20. Georgetown

**1979****AP**

1. Indiana St.
2. UCLA
3. Michigan St.
4. Notre Dame
5. Arkansas
6. DePaul
7. LSU
8. Syracuse
9. North Carolina
10. Marquette
11. Duke
12. San Francisco
13. Louisville
14. Penn
15. Purdue
16. Oklahoma
17. St. John's (N.Y.)
18. Rutgers
19. Toledo
20. Iowa

**UPI**

1. Indiana St.
2. UCLA
3. North Carolina
4. Michigan St.
5. Notre Dame
6. Arkansas
7. Duke
8. DePaul
9. LSU
10. Syracuse
11. Iowa
12. Georgetown
13. Marquette
14. Purdue
15. Texas
16. Temple
17. San Francisco
18. Tennessee
19. Louisville
20. Detroit

**1980****AP**

1. DePaul
2. Louisville
3. LSU
4. Kentucky
5. Oregon St.
6. Syracuse
7. Indiana
8. Maryland
9. Notre Dame
10. Ohio St.
11. Georgetown
12. Brigham Young
13. St. John's (N.Y.)
14. Duke
15. North Carolina
16. Missouri
17. Weber St.
18. Arizona St.
19. Iowa
20. Purdue

**UPI**

1. DePaul
2. LSU
3. Kentucky
4. Louisville
5. Oregon St.
6. Syracuse
7. Indiana
8. Maryland
9. Ohio St.
10. Georgetown
11. Notre Dame
12. Brigham Young
13. St. John's (N.Y.)
14. Missouri
15. North Carolina
16. Duke
17. Weber St.
18. Texas A&M
19. Arizona St.
20. Kansas St.

**1981****AP**

1. DePaul
2. Oregon St.
3. Arizona St.
4. LSU
5. Virginia
6. North Carolina
7. Notre Dame
8. Kentucky
9. Indiana
10. UCLA
11. Wake Forest
12. Louisville
13. Iowa
14. Utah
15. Tennessee
16. Brigham Young
17. Wyoming
18. Maryland
19. Illinois
20. Arkansas

**UPI**

1. DePaul
2. Oregon St.
3. Virginia
4. LSU
5. Arizona St.
6. North Carolina
7. Indiana
8. Kentucky
9. Notre Dame
10. Utah
11. UCLA
12. Iowa
13. Louisville
14. Wake Forest
15. Tennessee
16. Wyoming
17. Brigham Young
18. Illinois
19. Kansas
20. Maryland

**1982****AP**

1. North Carolina
2. DePaul
3. Virginia
4. Oregon St.
5. Missouri
6. Georgetown
7. Minnesota
8. Idaho
9. Memphis
10. Tulsa
11. Fresno St.
12. Arkansas
13. Alabama
14. West Virginia
15. Kentucky
16. Iowa
17. UAB
18. Wake Forest
19. UCLA
20. Louisville

**UPI**

1. North Carolina
2. DePaul
3. Virginia
4. Oregon St.
5. Missouri
6. Minnesota
7. Georgetown
8. Idaho
9. Memphis
10. Fresno St.
11. Tulsa
12. Alabama
13. Arkansas
14. Kentucky
15. Wyoming
16. Iowa
17. West Virginia
18. Kansas St.
19. Wake Forest
20. Louisville



**1983**

- AP**
- Houston
  - Louisville
  - St. John's (N.Y.)
  - Virginia
  - Indiana
  - UNLV
  - UCLA
  - North Carolina
  - Arkansas
  - Missouri
  - Boston College
  - Kentucky
  - Villanova
  - Wichita St.
  - Chattanooga
  - North Carolina St.
  - Memphis
  - Georgia
  - Oklahoma St.
  - Georgetown

- UPI**
- Houston
  - Louisville
  - St. John's (N.Y.)
  - Virginia
  - Indiana
  - UNLV
  - UCLA
  - North Carolina
  - Arkansas
  - Kentucky
  - Villanova
  - Missouri
  - Boston College
  - North Carolina St.
  - Georgia
  - Chattanooga
  - Memphis
  - Illinois St.
  - Oklahoma St.
  - Georgetown

**1984**

- AP**
- North Carolina
  - Georgetown
  - Kentucky
  - DePaul
  - Houston
  - Illinois
  - Oklahoma
  - Arkansas
  - UTEP
  - Purdue
  - Maryland
  - Tulsa
  - UNLV
  - Duke
  - Washington
  - Memphis
  - Oregon St.
  - Syracuse
  - Wake Forest
  - Temple

- UPI**
- North Carolina
  - Georgetown
  - Kentucky
  - DePaul
  - Houston
  - Illinois
  - Arkansas
  - Oklahoma
  - UTEP
  - Maryland
  - Purdue
  - Tulsa
  - UNLV
  - Duke
  - Washington
  - Memphis
  - Syracuse
  - Indiana
  - Auburn
  - Oregon St.

**1985**

- AP**
- Georgetown
  - Michigan
  - St. John's (N.Y.)
  - Oklahoma
  - Memphis
  - Georgia Tech
  - North Carolina
  - Louisiana Tech
  - UNLV
  - VCU
  - Illinois
  - Kansas
  - Loyola (Ill.)
  - Syracuse
  - North Carolina St.
  - Texas Tech
  - Tulsa
  - Georgia
  - LSU

- UPI**
- Georgetown
  - Michigan
  - St. John's (N.Y.)
  - Memphis
  - Oklahoma
  - Georgia Tech
  - North Carolina
  - Louisiana Tech
  - UNLV
  - Illinois
  - VCU
  - Duke
  - Kansas
  - Syracuse
  - Texas Tech
  - Loyola (Ill.)
  - North Carolina St.
  - LSU
  - Michigan St.

**1986**

- AP**
- Duke
  - Kansas
  - Kentucky
  - St. John's (N.Y.)
  - Michigan
  - Georgia Tech
  - Louisville
  - North Carolina
  - Syracuse
  - Notre Dame
  - UNLV
  - Memphis
  - Georgetown
  - Bradley
  - Oklahoma
  - Indiana
  - Navy
  - Michigan St.
  - Illinois
  - UTEP

- UPI**
- Duke
  - Kansas
  - St. John's (N.Y.)
  - Kentucky
  - Michigan
  - Georgia Tech
  - Louisville
  - North Carolina
  - Syracuse
  - UNLV
  - Notre Dame
  - Memphis
  - Bradley
  - Indiana
  - Georgetown
  - UTEP
  - Oklahoma
  - Michigan St.
  - Alabama
  - Illinois

**1987**

- AP**
- UNLV
  - North Carolina
  - Indiana
  - Georgetown
  - DePaul
  - Iowa
  - Purdue
  - Temple
  - Alabama
  - Syracuse
  - Illinois
  - Pittsburgh
  - Clemson
  - Missouri
  - UCLA
  - New Orleans
  - Duke
  - Notre Dame
  - TCU
  - Kansas

- UPI**
- UNLV
  - Indiana
  - North Carolina
  - Georgetown
  - DePaul
  - Purdue
  - Iowa
  - Temple
  - Alabama
  - Syracuse
  - Illinois
  - Pittsburgh
  - UCLA
  - Missouri
  - Clemson
  - TCU
  - Wyoming
  - Notre Dame
  - New Orleans
  - Oklahoma
  - UTEP

**1988**

- AP**
- Temple
  - Arizona
  - Purdue
  - Oklahoma
  - Duke
  - Kentucky
  - North Carolina
  - Pittsburgh
  - Syracuse
  - Michigan
  - Bradley
  - UNLV
  - Wyoming
  - North Carolina St.
  - Loyola Marymount
  - Illinois
  - Iowa
  - Xavier
  - Brigham Young
  - Kansas St.

- UPI**
- Temple
  - Arizona
  - Purdue
  - Oklahoma
  - Duke
  - Kentucky
  - Pittsburgh
  - North Carolina
  - Syracuse
  - Michigan
  - UNLV
  - Bradley
  - North Carolina St.
  - Wyoming
  - Illinois
  - Loyola Marymount
  - Brigham Young
  - Iowa
  - Indiana
  - Kansas St.

**1989**

- AP**
- Arizona
  - Georgetown
  - Illinois
  - Oklahoma
  - North Carolina
  - Missouri
  - Syracuse
  - Indiana
  - Duke
  - Michigan
  - Seton Hall
  - Louisville
  - Stanford
  - Iowa
  - UNLV
  - Florida St.
  - West Virginia
  - Ball St.
  - North Carolina St.
  - Alabama

- UPI**
- Arizona
  - Georgetown
  - Illinois
  - North Carolina
  - Oklahoma
  - Indiana
  - Duke
  - Missouri
  - Syracuse
  - Michigan
  - Seton Hall
  - Stanford
  - Louisville
  - UCLA
  - UNLV
  - Iowa
  - Florida St.
  - Arkansas
  - North Carolina St.
  - West Virginia
  - Alabama

**1990**

- AP**
- Oklahoma
  - UNLV
  - Connecticut
  - Michigan St.
  - Kansas
  - Syracuse
  - Arkansas
  - Georgetown
  - Georgia Tech
  - Purdue
  - Missouri
  - La Salle
  - Michigan
  - Arizona
  - Duke
  - Louisville
  - Clemson
  - Illinois
  - LSU
  - Minnesota
  - Loyola Marymount
  - Oregon St.
  - Alabama
  - New Mexico St.
  - Xavier

- UPI**
- Oklahoma
  - UNLV
  - Connecticut
  - Michigan St.
  - Kansas
  - Syracuse
  - Georgia Tech
  - Arkansas
  - Georgetown
  - Purdue
  - Missouri
  - Arizona
  - La Salle
  - Duke
  - Michigan
  - Louisville
  - Clemson

- Illinois
- Alabama
- New Mexico St.

**1991**

- AP**
- UNLV
  - Arkansas
  - Indiana
  - North Carolina
  - Ohio St.
  - Duke
  - Syracuse
  - Arizona
  - Kentucky
  - Utah
  - Nebraska
  - Kansas
  - Seton Hall
  - Oklahoma St.
  - New Mexico St.
  - UCLA
  - East Tenn. St.
  - Princeton
  - Alabama
  - St. John's (N.Y.)
  - Mississippi St.
  - LSU
  - Texas
  - DePaul
  - Southern Miss.

- UPI**
- UNLV
  - Arkansas
  - Indiana
  - North Carolina
  - Ohio St.
  - Duke
  - Arizona
  - Syracuse
  - Nebraska
  - Utah
  - Seton Hall
  - Kansas
  - Oklahoma St.
  - UCLA
  - East Tenn. St.
  - Alabama
  - New Mexico St.
  - Mississippi St.
  - St. John's (N.Y.)
  - Princeton
  - LSU
  - Michigan St.
  - Georgetown
  - North Carolina St.
  - Texas

**1992**

- AP**
- Duke
  - Kansas
  - Ohio St.
  - UCLA
  - Indiana
  - Kentucky
  - UNLV
  - Southern California
  - Arkansas
  - Arizona
  - Oklahoma St.
  - Cincinnati
  - Alabama
  - Michigan St.
  - Missouri
  - Massachusetts
  - North Carolina
  - Seton Hall
  - Florida St.
  - Syracuse
  - Georgetown
  - Oklahoma
  - DePaul
  - LSU

- UPI**
- Duke
  - Kansas
  - UCLA

- Ohio St.
- Arizona
- Indiana
- Southern California
- Arkansas
- Kentucky
- Oklahoma St.
- Michigan St.
- Missouri
- Alabama
- Cincinnati
- North Carolina
- Florida St.
- Michigan
- Seton Hall
- Georgetown
- Syracuse
- Massachusetts
- Oklahoma
- DePaul
- St. John's (N.Y.)
- Tulane

**1993**

- AP**
- Indiana
  - Kentucky
  - Michigan
  - North Carolina
  - Arizona
  - Seton Hall
  - Cincinnati
  - Vanderbilt
  - Kansas
  - Duke
  - Florida St.
  - Arkansas
  - Iowa
  - Massachusetts
  - Louisville
  - Wake Forest
  - New Orleans
  - Georgia Tech
  - Utah
  - Western Ky.
  - New Mexico
  - Purdue
  - Oklahoma St.
  - New Mexico St.
  - UNLV

**USA TODAY/CNN**

- Indiana
- North Carolina
- Kentucky
- Michigan
- Arizona
- Seton Hall
- Cincinnati
- Kansas
- Vanderbilt
- Duke
- Florida St.
- Arkansas
- Iowa
- Louisville
- Wake Forest
- Utah
- Massachusetts
- New Orleans
- UNLV
- Georgia Tech
- Purdue
- Virginia
- Oklahoma St.
- New Mexico St.
- Western Ky.

**1994**

- AP**
- North Carolina
  - Arkansas
  - Purdue
  - Connecticut
  - Missouri
  - Duke
  - Kentucky
  - Massachusetts
  - Arizona
  - Louisville
  - Michigan

12. Temple
13. Kansas
14. Florida
15. Syracuse
16. California
17. UCLA
18. Indiana
19. Oklahoma St.
20. Texas
21. Marquette
22. Nebraska
23. Minnesota
24. St. Louis
25. Cincinnati

**USA TODAY/CNN**

1. Arkansas
2. North Carolina
3. Connecticut
4. Purdue
5. Missouri
6. Duke
7. Massachusetts
8. Kentucky
9. Louisville
10. Arizona
11. Michigan
12. Temple
13. Kansas
14. Syracuse
15. Florida
16. UCLA
17. California
18. Indiana
19. Oklahoma St.
20. Minnesota
21. St. Louis
22. Marquette
23. UAB
24. Texas
25. Cincinnati

**1995****AP**

1. UCLA
2. Kentucky
3. Wake Forest
4. North Carolina
5. Kansas
6. Arkansas
7. Massachusetts
8. Connecticut
9. Villanova
10. Maryland
11. Michigan St.
12. Purdue
13. Virginia
14. Oklahoma St.
15. Arizona
16. Arizona St.
17. Oklahoma
18. Mississippi St.
19. Utah
20. Alabama
21. Western Ky.
22. Georgetown
23. Missouri
24. Iowa St.
25. Syracuse

**USA TODAY/NABC**

1. UCLA
2. Kentucky
3. Wake Forest
4. Kansas
5. North Carolina
6. Arkansas
7. Massachusetts
8. Connecticut
9. Michigan St.
10. Maryland
11. Purdue
12. Villanova
13. Arizona
14. Oklahoma St.
15. Virginia
16. Arizona St.
17. Utah
18. Iowa St.
19. Mississippi St.
20. Oklahoma
21. Alabama

22. Syracuse
23. Missouri
24. Oregon
25. Stanford

**1996****AP**

1. Massachusetts
2. Kentucky
3. Connecticut
4. Georgetown
4. Kansas
4. Purdue
7. Cincinnati
8. Texas Tech
9. Wake Forest
10. Villanova
11. Arizona
12. Utah
13. Georgia Tech
14. UCLA
15. Syracuse
16. Memphis
17. Iowa St.
18. Penn St.
19. Mississippi St.
20. Marquette
21. Iowa
22. Virginia Tech
23. New Mexico
24. Louisville
25. North Carolina

**USA TODAY/NABC**

1. Massachusetts
2. Kentucky
3. Connecticut
4. Purdue
5. Georgetown
6. Cincinnati
7. Texas Tech
8. Kansas
9. Wake Forest
10. Utah
11. Arizona
12. Villanova
13. UCLA
14. Syracuse
15. Georgia Tech
16. Iowa St.
17. Memphis
18. Penn St.
19. Iowa
20. Mississippi St.
21. Virginia Tech
22. Marquette
23. Louisville
24. North Carolina
25. Stanford

**1997****AP**

1. Kansas
2. Utah
3. Minnesota
4. North Carolina
5. Kentucky
6. South Carolina
7. UCLA
8. Duke
9. Wake Forest
10. Cincinnati
11. New Mexico
12. St. Joseph's
13. Xavier
14. Clemson
15. Arizona
16. Col. of Charleston
17. Georgia
18. Iowa St.
19. Illinois
20. Villanova
21. Stanford
22. Maryland
23. Boston College
24. Colorado
25. Louisville

**USA TODAY/NABC**

1. Kansas
2. Utah

3. Minnesota
4. Kentucky
5. North Carolina
6. South Carolina
7. UCLA
8. Duke
9. Wake Forest
10. Cincinnati
11. New Mexico
12. Clemson
13. Arizona
14. Xavier
15. St. Joseph's
16. Villanova
17. Iowa St.
18. Col. of Charleston
19. Maryland
20. Boston College
21. Stanford
22. Georgia
23. Colorado
24. Illinois
25. Louisville

**1998****AP**

1. North Carolina
2. Kansas
3. Duke
4. Arizona
5. Kentucky
6. Connecticut
7. Utah
8. Princeton
9. Cincinnati
10. Stanford
11. Purdue
12. Michigan
13. Mississippi
14. South Carolina
15. TCU
16. Michigan St.
17. Arkansas
18. New Mexico
19. UCLA
20. Maryland
21. Syracuse
22. Illinois
23. Xavier
24. Temple
25. Murray St.

**USA TODAY/NABC**

1. North Carolina
2. Kansas
3. Duke
4. Arizona
5. Connecticut
6. Kentucky
7. Utah
8. Princeton
9. Purdue
10. Stanford
11. Cincinnati
12. Michigan
13. South Carolina
14. Mississippi
15. Michigan St.
16. TCU
17. Arkansas
18. New Mexico
19. Syracuse
20. UCLA
21. Xavier
22. Maryland
23. Illinois
24. Temple
25. Oklahoma

**1999****AP**

1. Duke
2. Michigan St.
3. Connecticut
4. Auburn
5. Maryland
6. Utah
7. Stanford
8. Kentucky
9. St. John's (N.Y.)
10. Miami (Fla.)

11. Cincinnati
12. Arizona
13. North Carolina
14. Ohio St.
15. UCLA
16. Col. of Charleston
17. Arkansas
18. Wisconsin
19. Indiana
20. Texas
21. Iowa
22. Kansas
23. Florida
24. Charlotte
25. New Mexico

**USA TODAY/NABC**

1. Duke
2. Michigan St.
3. Connecticut
4. Auburn
5. Maryland
6. Utah
7. Stanford
8. St. John's (N.Y.)
9. Cincinnati
10. Arizona
11. Kentucky
12. Miami (Fla.)
13. North Carolina
14. Ohio St.
15. UCLA
16. Col. of Charleston
17. Wisconsin
18. Indiana
19. Arkansas
20. Iowa
21. Syracuse
22. Kansas
23. Texas
24. New Mexico
25. Florida

**2000****AP**

1. Duke
2. Michigan St.
3. Stanford
4. Arizona
5. Temple
6. Iowa St.
7. Cincinnati
8. Ohio St.
9. St. John's (N.Y.)
10. LSU
11. Tennessee
12. Oklahoma
13. Florida
14. Oklahoma St.
15. Texas
16. Syracuse
17. Maryland
18. Tulsa
19. Kentucky
20. Connecticut
21. Illinois
22. Indiana
23. Miami (Fla.)
24. Auburn
25. Purdue

**USA TODAY/NABC**

1. Duke
2. Michigan St.
3. Stanford
4. Arizona
5. Temple
6. Cincinnati
7. Iowa St.
8. Ohio St.
9. LSU
10. Tennessee
11. Florida
12. St. John's (N.Y.)
13. Oklahoma
14. Syracuse
15. Oklahoma St.
16. Maryland
17. Indiana
18. Texas
19. Tulsa
20. Kentucky

21. Connecticut
22. Auburn
23. Illinois
24. Purdue
25. Miami (Fla.)

**2001****AP**

1. Duke
2. Stanford
3. Michigan St.
4. Illinois
5. Arizona
6. North Carolina
7. Boston College
8. Florida
9. Kentucky
10. Iowa St.
11. Maryland
12. Kansas
13. Oklahoma
14. Mississippi
15. UCLA
16. Virginia
17. Syracuse
18. Texas
19. Notre Dame
20. Indiana
21. Georgetown
22. St. Joseph's
23. Wake Forest
24. Iowa
25. Wisconsin

**USA TODAY/NABC**

1. Duke
2. Stanford
3. Michigan St.
4. Arizona
5. North Carolina
6. Illinois
7. Boston College
8. Florida
9. Iowa St.
10. Kentucky
11. Maryland
12. Kansas
13. Mississippi
14. Oklahoma
15. Virginia
16. Syracuse
17. Texas
18. UCLA
19. Notre Dame
20. Georgetown
21. Indiana
22. Wake Forest
23. St. Joseph's
24. Wisconsin
25. Iowa

**2002****AP**

1. Duke
2. Kansas
3. Oklahoma
4. Maryland
5. Cincinnati
6. Gonzaga
7. Arizona
8. Alabama
9. Pittsburgh
10. Connecticut
11. Oregon
12. Marquette
13. Illinois
14. Ohio St.
15. Florida
16. Kentucky
17. Mississippi St.
18. Southern California
19. Western Ky.
20. Oklahoma St.
21. Miami (Fla.)
22. Xavier
23. Georgia
24. Stanford
25. Hawaii

**USA TODAY/ESPN**

1. Duke
2. Kansas
3. Oklahoma
4. Maryland
5. Cincinnati
6. Gonzaga
7. Pittsburgh
8. Alabama
8. Arizona
10. Marquette
11. Oregon
12. Ohio St.
13. Connecticut
14. Florida
15. Kentucky
16. Illinois
16. Southern California
18. Mississippi St.
19. Xavier
20. Western Ky.
21. Miami (Fla.)
22. Oklahoma St.
23. Stanford
24. Hawaii
25. North Carolina St.

**2003****AP**

1. Kentucky
2. Arizona
3. Oklahoma
4. Pittsburgh
5. Texas
6. Kansas
7. Duke
8. Wake Forest
9. Marquette
10. Florida
11. Illinois
12. Xavier
13. Syracuse
14. Louisville
15. Creighton
16. Dayton
17. Maryland
18. Stanford
19. Memphis
20. Mississippi St.
21. Wisconsin
22. Notre Dame
23. Connecticut
24. Missouri
25. Georgia

**USA TODAY/ESPN**

1. Kentucky
2. Arizona
3. Oklahoma
4. Pittsburgh
5. Texas
6. Kansas
7. Duke
8. Florida
9. Wake Forest
10. Illinois
11. Marquette
12. Syracuse
13. Louisville
14. Xavier
15. Creighton
16. Stanford
17. Maryland
18. Dayton
19. Wisconsin
20. Notre Dame
21. Mississippi St.
22. Memphis
23. Oklahoma St.
24. Connecticut
25. Missouri

**2004**

- AP**
- Stanford
  - Kentucky
  - Gonzaga
  - Oklahoma St.
  - St. Joseph's
  - Duke
  - Connecticut
  - Mississippi St.
  - Pittsburgh
  - Wisconsin
  - Cincinnati
  - Texas
  - Illinois
  - Georgia Tech
  - North Carolina St.
  - Kansas
  - Wake Forest
  - North Carolina
  - Maryland
  - Syracuse
  - Providence
  - Arizona
  - South Carolina
  - Memphis
  - Boston College
  - Utah St.

**USA TODAY/ESPN**

- Stanford
- Gonzaga
- Oklahoma St.
- Kentucky
- St. Joseph's
- Duke
- Connecticut
- Pittsburgh
- Mississippi St.
- Wisconsin
- Texas
- Cincinnati
- Illinois
- Kansas
- Georgia Tech
- Wake Forest
- North Carolina St.
- Arizona
- Providence
- North Carolina
- Maryland
- Utah St.
- Southern Ill.
- Syracuse
- Michigan St.

**2005**

- AP**
- Illinois
  - North Carolina
  - Duke
  - Louisville
  - Wake Forest
  - Oklahoma St.
  - Kentucky
  - Washington
  - Arizona
  - Gonzaga
  - Syracuse
  - Kansas
  - Connecticut
  - Boston College
  - Michigan St.
  - Florida
  - Oklahoma
  - Utah
  - Villanova
  - Wisconsin
  - Alabama
  - Pacific
  - Cincinnati
  - Texas Tech
  - Georgia Tech

**USA TODAY/ESPN**

- Illinois
- Duke
- North Carolina
- Louisville
- Kentucky
- Wake Forest
- Washington
- Oklahoma St.
- Arizona
- Kansas
- Gonzaga
- Boston College
- Syracuse
- Connecticut
- Michigan St.
- Oklahoma
- Utah
- Florida
- Wisconsin
- Pacific
- Alabama
- Villanova
- Cincinnati
- Texas Tech
- Georgia Tech

**2006**

- AP**
- Duke
  - Connecticut
  - Villanova
  - Memphis
  - Gonzaga
  - Ohio St.
  - Boston College
  - UCLA
  - Texas
  - North Carolina
  - Florida
  - Kansas
  - Illinois
  - George Washington
  - Iowa
  - Pittsburgh
  - Washington
  - LSU
  - Tennessee
  - LSU
  - Nevada
  - Syracuse
  - West Virginia
  - Georgetown
  - Oklahoma
  - UAB

**USA TODAY/ESPN**

- Duke
- Connecticut
- Memphis
- Villanova
- Gonzaga
- Ohio St.
- Boston College
- UCLA
- Texas
- Florida
- George Washington
- North Carolina
- Kansas
- Illinois
- Iowa
- Pittsburgh
- Washington
- LSU
- Tennessee
- Oklahoma
- Nevada
- Syracuse
- West Virginia
- Georgetown
- UAB

**Final Post-Tournament Polls**

**1994**

**USA TODAY/CNN**

- Arkansas
- Duke
- Arizona
- Florida
- Purdue
- Missouri
- Connecticut
- Michigan
- North Carolina
- Louisville
- Boston College
- Kansas
- Kentucky
- Syracuse
- Massachusetts
- Indiana
- Marquette
- Temple
- Tulsa
- Maryland
- Oklahoma St.
- UCLA
- Minnesota
- Texas
- Penn

- Michigan St.
- Alabama
- Utah
- Villanova
- Texas
- Arizona

**1996**

**USA TODAY/NABC**

- Kentucky
- Massachusetts
- Syracuse
- Mississippi St.
- Kansas
- Cincinnati
- Georgetown
- Connecticut
- Wake Forest
- Texas Tech
- Arizona
- Utah
- Georgia Tech
- Louisville
- Purdue
- Georgia
- Villanova
- Arkansas
- UCLA
- Iowa St.
- Virginia Tech
- Iowa
- Marquette
- North Carolina
- New Mexico

**1997**

**USA TODAY/NABC**

- Arizona
- Kentucky
- Minnesota
- North Carolina
- Kansas
- Utah
- UCLA
- Clemson
- Wake Forest
- Louisville
- Duke
- Stanford
- Iowa St.

- South Carolina
- Providence
- Cincinnati
- St. Joseph's
- California
- New Mexico
- Texas
- Col. of Charleston
- Xavier
- Boston College
- Michigan
- Colorado

**1998**

**USA TODAY/NABC**

- Kentucky
- Utah
- North Carolina
- Stanford
- Duke
- Arizona
- Connecticut
- Kansas
- Purdue
- Michigan St.
- Rhode Island
- UCLA
- Syracuse
- Cincinnati
- Maryland
- Princeton
- Michigan
- West Virginia
- South Carolina
- Mississippi
- New Mexico
- Arkansas
- Valparaiso
- Washington
- TCU

**1999**

**USA TODAY/NABC**

- Connecticut
- Duke
- Michigan St.
- Ohio St.
- Kentucky
- St. John's (N.Y.)
- Auburn
- Maryland
- Stanford
- Utah
- Cincinnati

- Gonzaga
- Miami (Fla.)
- Temple
- Iowa
- Arizona
- Florida
- North Carolina
- Oklahoma
- Miami (Ohio)
- UCLA
- Purdue
- Kansas
- Missouri St.
- Arkansas

**2000**

**USA TODAY/NABC**

- Michigan St.
- Florida
- Iowa St.
- Duke
- Stanford
- Oklahoma St.
- Cincinnati
- Arizona
- Tulsa
- Temple
- North Carolina
- Syracuse
- LSU
- Tennessee
- Purdue
- Wisconsin
- Ohio St.
- St. John's (N.Y.)
- Oklahoma
- Miami (Fla.)
- Texas
- Kentucky
- UCLA
- Gonzaga
- Maryland

**2001**

**USA TODAY/NABC**

- Duke
- Arizona
- Michigan St.
- Maryland
- Stanford
- Illinois
- Kansas
- Kentucky
- Mississippi
- North Carolina

- Boston College
- UCLA
- Florida
- Southern California
- Iowa St.
- Temple
- Georgetown
- Syracuse
- Oklahoma
- Gonzaga
- Virginia
- Cincinnati
- Notre Dame
- St. Joseph's
- Penn St.

**2002**

**USA/ESPN**

- Maryland
- Kansas
- Indiana
- Oklahoma
- Duke
- Connecticut
- Oregon
- Cincinnati
- Pittsburgh
- Arizona
- Illinois
- Kentucky
- Alabama
- Missouri
- Gonzaga
- Ohio St.
- Marquette
- Texas
- UCLA
- Mississippi St.
- Southern Ill.
- Florida
- Xavier
- North Carolina St.

**2003**

**USA/ESPN**

- Syracuse
- Kansas
- Texas
- Kentucky
- Arizona
- Marquette
- Oklahoma
- Pittsburgh

- Duke
- Maryland
- Connecticut
- Wake Forest
- Illinois
- Wisconsin
- Notre Dame
- Florida
- Xavier
- Michigan St.
- Louisville
- Stanford
- Butler
- Missouri
- Creighton
- Oklahoma St.
- Dayton

**2004**

**USA/ESPN**

- Connecticut
- Duke
- Georgia Tech
- Oklahoma St.
- St. Joseph's
- Stanford
- Pittsburgh
- Kentucky
- Kansas
- Texas
- Illinois
- Gonzaga
- Mississippi St.
- Xavier
- Wake Forest
- Wisconsin
- Alabama
- Cincinnati
- Syracuse
- North Carolina St.
- Nevada
- North Carolina
- UAB
- Maryland
- Vanderbilt

**2005**

**USA/ESPN**

- North Carolina
- Illinois
- Louisville
- Michigan St.
- Kentucky
- Arizona


7. Duke	15. Kansas	23. Wis.-Milwaukee	3. LSU	11. Boston College	19. George Washington
8. Oklahoma St.	16. Texas Tech	24. Florida	4. Connecticut	12. Washington	20. Tennessee
9. Washington	17. Connecticut	25. Cincinnati	5. Villanova	13. Ohio St.	21. Wichita St.
10. Wisconsin	18. Gonzaga		6. Memphis	14. North Carolina	22. Kansas
11. Wake Forest	19. Boston College	<b>2006</b>	7. Duke	15. West Virginia	23. Iowa
12. West Virginia	20. Oklahoma	<b>USA/ESPN</b>	8. George Mason	16. Georgetown	24. Bradley
13. Syracuse	21. Syracuse	1. Florida	9. Texas	17. Illinois	25. Bucknell
14. Utah	22. North Carolina St.	2. UCLA	10. Gonzaga	18. Pittsburgh	

## American Sports Wire Poll

The following poll ranks the top historically black institutions of the NCAA as selected by American Sports Wire and compiled by Dick Simpson.

Year	Team	Coach	Won	Lost
1992	Howard	Butch Beard	17	14
1993	Jackson St.	Andy Stoglin	25	9
1994	Texas Southern	Robert Moreland	19	11
1995	Texas Southern	Robert Moreland	22	7
1996	South Carolina St.	Cy Alexander	22	8
1997	Coppin St.	Fang Mitchell	22	9
1998	South Carolina St.	Cy Alexander	22	8
1999	Alcorn St.	Davey L. Whitney	23	7
2000	South Carolina St.	Cy Alexander	20	14
2001	Hampton	Steve Merfeld	25	7
2002	Hampton	Steve Merfeld	25	7
2003	South Carolina St.	Cy Alexander	20	11
2004	Florida A&M	Michael Gillespie	15	17
2005	Delaware St.	Greg Jackson	19	14
2006	Delaware St.	Greg Jackson	21	14





## **Division II Records**

Individual Records.....	84
Team Records.....	85
All-Time Individual Leaders .....	87
Annual Individual Champions .....	92
Annual Team Champions .....	95
2006 Most-Improved Teams.....	98
All-Time Winningest Teams .....	98



## Individual Records

Basketball records are confined to the "modern era," which began with the 1937-38 season, the first without the center jump after each goal scored. Official weekly statistics rankings in scoring and shooting began with the 1947-48 season. Individual rebounds were added for the 1950-51 season, while team rebounds were added for the 1959-60 season. Assists were added for the 1988-89 season. Blocked shots and steals were added for the 1992-93 season. Scoring and rebounding are ranked on per-game average; shooting, on percentage. Beginning with the 1967-68 season, Division II rankings were limited only to NCAA members. The 1973-74 season was the first under a three-division reorganization plan adopted by the special NCAA Convention of August 1973. In statistical rankings, the rounding of percentages and/or averages may indicate ties where none exist. In these cases, the numerical order of the rankings is accurate.

### Scoring

#### POINTS

##### Game

113—Clarence "Bevo" Francis, Rio Grande vs. Hillsdale, Feb. 2, 1954

##### Season

1,329—Earl Monroe, Winston-Salem, 1967 (32 games)

##### Career

4,045—Travis Grant, Kentucky St., 1969-72 (121 games)

#### AVERAGE PER GAME

##### Season

†46.5—Clarence "Bevo" Francis, Rio Grande, 1954 (1,255 in 27)

##### Career

(Min. 1,400) 33.4—Travis Grant, Kentucky St., 1969-72 (4,045 in 121)

†Season and career figures for Francis limited only to his 39 games (27 in 1954) against four-year colleges.

#### GAMES SCORING AT LEAST 50 POINTS

##### Season

†8—Clarence "Bevo" Francis, Rio Grande, 1954

##### Career

†14—Clarence "Bevo" Francis, Rio Grande, 1953-54

†Season and career figures for Francis limited only to his 39 games (27 in 1954) against four-year colleges.

#### MOST GAMES SCORING IN DOUBLE FIGURES

##### Career

130—Lambert Shell, Bridgeport, 1989-92

#### POINTS SCORED IN OVERTIME

18—John Green, Barton vs. St. Andrews, Feb. 5, 2004 (team scored 19)

### Field Goals

#### FIELD GOALS

##### Game

38—Clarence "Bevo" Francis, Rio Grande vs. Alliance, Jan. 16, 1954 (71 attempts) and vs. Hillsdale, Feb. 2, 1954 (70 attempts)

##### Season

539—Travis Grant, Kentucky St., 1972 (869 attempts)

##### Career

1,760—Travis Grant, Kentucky St., 1969-72 (2,759 attempts)

#### CONSECUTIVE FIELD GOALS

##### Game

20—Lance Berwald, North Dakota St. vs. Augustana (S.D.), Feb. 17, 1984

##### Season

28—Don McAllister, Hartwick, 1980 (during six games, Jan. 26-Feb. 9); Lance Berwald, North Dakota St., 1984 (during three games, Feb. 13-18)

#### FIELD-GOAL ATTEMPTS

##### Game

71—Clarence "Bevo" Francis, Rio Grande vs. Alliance, Jan. 16, 1954 (38 made)

##### Season

925—Jim Toombs, Stillman, 1965 (388 made)

##### Career

3,309—Bob Hopkins, Grambling, 1953-56 (1,403 made)

#### FIELD-GOAL PERCENTAGE

##### Game

(Min. 20 made) 100%—Lance Berwald, North Dakota St. vs. Augustana (S.D.), Feb. 17, 1984 (20 of 20)

##### \*Season

75.2%—Todd Linder, Tampa, 1987 (282 of 375)

\*based on qualifiers for annual championship

##### Career

(Min. 400 made) 70.8%—Todd Linder, Tampa, 1984-87 (909 of 1,284)

### Three-Point Field Goals

#### THREE-POINT FIELD GOALS

##### Game

16—Thomas Vincent, Emporia St. vs. Southwest Baptist, Feb. 28, 2004 (23 attempts); Markus Hallgrimson, Mont. St.-Billings vs. Western N.M., Feb. 12, 2000 (28 attempts)

##### Season

167—Alex Williams, Sacramento St., 1988 (369 attempts)

##### Career

451—Cameron Munoz, Mont. St.-Billings, 2003-06 (1,042 attempts)

#### THREE-POINT FIELD GOALS MADE PER GAME

##### Season

6.2—Markus Hallgrimson, Mont. St.-Billings, 2000 (160 in 26)

##### Career

4.7—Antonio Harris, LeMoyné-Owen, 1998-99 (245 in 52)

#### CONSECUTIVE THREE-POINT FIELD GOALS

##### Game

10—Duane Huddleston, Mo.-Rolla vs. Truman, Jan. 23, 1988

##### Season

18—Dan Drews, Le Moyné (during 11 games, Dec. 11, 1993 to Feb. 2, 1994)

#### CONSECUTIVE GAMES MAKING A THREE-POINT FIELD GOAL

##### Season

35—Tarvoris Uzoigwe, Henderson St., Nov. 15, 2002 to March 17, 2003 (one season)

##### Career

93—Daniel Parke, Rollins, Jan. 26, 1994, to Feb. 28, 1997

#### THREE-POINT FIELD-GOAL ATTEMPTS

##### Game

34—Markus Hallgrimson, Mont. St.-Billings vs. Western N.M., Feb. 26, 2000 (13 made)

##### Season

382—Markus Hallgrimson, Mont. St.-Billings, 2000 (160 made)

##### Career

1,047—Tony Smith, Pfeiffer, 1989-92 (431 made)

#### THREE-POINT FIELD-GOAL ATTEMPTS PER GAME

##### Season

14.7—Markus Hallgrimson, Mont. St.-Billings, 2000 (382 in 26)

##### Career

11.3—Markus Hallgrimson, Mont. St.-Billings, 1997-00 (927 in 82)

#### THREE-POINT FIELD-GOAL PERCENTAGE

##### Game

(Min. 9 made) 100%—Steve Divine, Ky. Wesleyan vs. Wayne St. (Mich.), March 14, 1992 (9 of 9)

##### \*Season

(Min. 35 made) 65.0%—Ray Lee, Hampton, 1988 (39 of 60)

(Min. 50 made) 60.3%—Aaron Fehler, Oakland City, 1995 (73 of 121)

(Min. 100 made) 56.7%—Scott Martin, Rollins, 1991 (114 of 201)




Photo courtesy of Kentucky State Sports Information

**Travis Grant of Kentucky State is the most prolific scorer ever in NCAA basketball. His 4,045 points scored are the most by any player at any level in NCAA history.**

(Min. 150 made) 45.3%—Alex Williams, Sacramento St., 1988 (167 of 369)

\*based on qualifiers for annual championship

##### Career

(Min. 200 made) 51.3%—Scott Martin, Rollins, 1988-91 (236 of 460)

### Free Throws

#### FREE THROWS

##### Game

37—Clarence "Bevo" Francis, Rio Grande vs. Hillsdale, Feb. 2, 1954 (45 attempts)

##### Season

401—Joe Miller, Alderson-Broaddus, 1957 (496 attempts)

##### Career

1,130—Joe Miller, Alderson-Broaddus, 1954-57 (1,460 attempts)

#### CONSECUTIVE FREE THROWS

##### Game

23—Carl Hartman, Alderson-Broaddus vs. Salem, Dec. 6, 1954

##### Season

94—Paul Cluxton, Northern Ky., 1997 (during 34 games, Nov. 8-Mar. 20)

#### FREE-THROW ATTEMPTS

##### Game

45—Clarence "Bevo" Francis, Rio Grande vs. Hillsdale, Feb. 2, 1954 (37 made)

##### Season

†510—Clarence "Bevo" Francis, Rio Grande, 1954 (367 made)

##### Career

1,460—Joe Miller, Alderson-Broaddus, 1954-57 (1,130 made)

†Season figure for Francis limited to 27 games against four-year colleges.

#### FREE-THROW PERCENTAGE

##### Game

(Min. 20 made) 100%—Milosh Pujo, Lewis vs. Mt. St. Clare, Dec. 30, 1997 (20 of 20); Forrest "Butch" Meyeraan, Minn. St. Mankato vs. Wis.-River Falls, Feb. 21, 1961 (20 of 20)

**\*Season**

100%—Paul Cluxton, Northern Ky., 1997 (94 of 94)  
\*based on qualifiers for annual championship

**Career**

(*Min. 250 made*) 93.5%—Paul Cluxton, Northern Ky., 1994-97 (272 of 291)  
(*Min. 500 made*) 87.9%—Steve Nisenson, Hofstra, 1963-65 (602 of 685)

**Rebounds****REBOUNDS****Game**

46—Tom Hart, Middlebury vs. Trinity (Conn.), Feb. 5, 1955, and vs. Clarkson, Feb. 12, 1955

**Season**

799—Elmore Smith, Kentucky St., 1971 (33 games)

**Career**

2,334—Jim Smith, Steubenville, 1955-58 (112 games)

**AVERAGE PER GAME****Season**

29.5—Tom Hart, Middlebury, 1956 (620 in 21)

**Career**

(*Min. 900*) 27.6—Tom Hart, Middlebury, 1953, 55-56 (1,738 in 63)

**Assists****ASSISTS****Game**

25—Ali Baaqar, Morris Brown vs. Albany St. (Ga.), Jan. 26, 1991; Adrian Hutt, Metro St. vs. Sacramento St., Feb. 9, 1991

**Season**

400—Steve Ray, Bridgeport, 1989 (32 games)

**Career**

1,044—Demetri Beekman, Assumption, 1990-93 (119 games)

**AVERAGE PER GAME****Season**

12.5—Steve Ray, Bridgeport, 1989 (400 in 32)

**Career**

(*Min. 550*) 12.1—Steve Ray, Bridgeport, 1989-90 (785 in 65)

**Blocked Shots****BLOCKED SHOTS****Game**

15—Mark Hensel, Pitt.-Johnstown vs. Slippery Rock, Jan. 22, 1994

**Season**

157—James Doyle, Concord, 1998 (30 games)

**Career**

416—James Doyle, Concord, 1995-98 (120 games)

**AVERAGE PER GAME****Season**

5.3—Antonio Harvey, Pfeiffer, 1993 (155 in 29)

**Career**

4.00—Derek Moore, S.C.-Aiken, 1996-99 (408 in 102)

**Steals****STEALS****Game**

17—Antonio Walls, Alabama A&M vs. Albany St. (Ga.), Jan. 5, 1998

**Season**

139—J.R. Gamble, Queens (N.C.), 2001 (32 games)

**Career**

383—Eddin Santiago, Mo. Southern St., 1999-02, (117 games)

**AVERAGE PER GAME****Season**

5.0—Wayne Copeland, Lynn, 2000 (129 in 26)

**Career**

4.46—Wayne Copeland, Lynn, 1999-00 (254 in 57)

**Games****GAMES PLAYED****Season**

38—Terrence Hill, Rey Luque, Reggie McCoy, Kevin McDonald, Cardale Talley, Justin Thompson, Tommy Thompson, Kennesaw St., 2004

**Career**

133—Gino Bartolone, Ky. Wesleyan, 1998-01; Pat Morris, Bridgeport, 1989-92

**Team Records**

Note: Where records involve both teams, each team must be an NCAA Division II member institution.

**SINGLE-GAME RECORDS****Scoring****POINTS**

258—Troy vs. DeVry (Ga.) (141), Jan. 12, 1992

**POINTS VS. DIVISION II TEAM**

169—Stillman vs. Miles (123), Feb. 17, 1966

**POINTS BY LOSING TEAM**

146—Mississippi Col. vs. West Ala. (160), Dec. 2, 1969

**POINTS, BOTH TEAMS**

306—West Ala. (160) and Mississippi Col. (146), Dec. 2, 1969

**POINTS IN A HALF**

135—Troy vs. DeVry (Ga.), Jan. 12, 1992

**FEWEST POINTS ALLOWED (Since 1938)**

4—Albion (76) vs. Adrian, Dec. 12, 1938; Tennessee St. (7) vs. Oglethorpe, Feb. 16, 1971

**FEWEST POINTS, BOTH TEAMS (Since 1938)**

11—Tennessee St. (7) and Oglethorpe (4), Feb. 16, 1971

**WIDEST MARGIN OF VICTORY**

118—Mississippi Col. (168) vs. Dallas Bible (50), Dec. 9, 1971

**Field Goals****FIELD GOALS**

102—Troy vs. DeVry (Ga.), Jan. 12, 1992 (190 attempts)

**FIELD-GOAL ATTEMPTS**

190—Troy vs. DeVry (Ga.), Jan. 12, 1992 (102 made)

**FEWEST FIELD GOALS (Since 1938)**

0—Adrian vs. Albion, Dec. 12, 1938 (28 attempts)

**FEWEST FIELD-GOAL ATTEMPTS**

7—Mansfield vs. West Chester, Dec. 8, 1984 (4 made)

**FIELD-GOAL PERCENTAGE**

81.6%—Youngstown St. vs. Northern Iowa, Jan. 26, 1980 (31 of 38)

**FIELD-GOAL PERCENTAGE, HALF**

95.0%—Abilene Christian vs. Cameron, Jan. 21, 1989 (19 of 20)

**Three-Point Field Goals****THREE-POINT FIELD GOALS**

51—Troy vs. DeVry (Ga.), Jan. 12, 1992 (109 attempts)

**THREE-POINT FIELD GOALS, BOTH TEAMS**

39—Columbus St. (22) vs. Troy (17), Feb. 14, 1991

**CONSECUTIVE THREE-POINT FIELD GOALS MADE WITHOUT A MISS**

12—Southwest St. vs. Bemidji St., Jan. 22, 2000; Catawba vs. Wingate, Feb. 28, 1998; Pace vs. Medgar Evers, Nov. 27, 1991

**NUMBER OF DIFFERENT PLAYERS TO SCORE A THREE-POINT FIELD GOAL, ONE TEAM**

10—Troy vs. DeVry (Ga.), Jan. 12, 1992

**THREE-POINT FIELD-GOAL ATTEMPTS**

109—Troy vs. DeVry (Ga.), Jan. 12, 1992 (51 made)

**THREE-POINT FIELD-GOAL ATTEMPTS, BOTH TEAMS**

95—Columbus St. (52) vs. Troy (43), Feb. 14, 1991

**THREE-POINT FIELD-GOAL PERCENTAGE**

(*Min. 10 made*) 90.9%—Philadelphia U. vs. Spring

Garden, Nov. 24, 1987 (10 of 11); Armstrong Atlantic vs. Columbus St., Feb. 24, 1990 (10 of 11); Norfolk St. vs. Clark Atlanta, Dec. 26, 1992 (10 of 11)

**HIGHEST THREE-POINT FIELD-GOAL PERCENTAGE, BOTH TEAMS**

(*Min. 10 made*) 83.3%—Tampa (9 of 10) vs. St. Leo (1 of 2), Jan. 21, 1987 (10 of 12)

(*Min. 20 made*) 75.9%—Indiana (Pa.) (11 of 15) vs. Cheyney (11 of 14), Jan. 26, 1987 (22 of 29)

**Free Throws****FREE THROWS MADE**

64—Wayne St. (Mich.) vs. Grand Valley St., Feb. 13, 1993 (79 attempts); Baltimore vs. Washington (Md.), Feb. 9, 1955 (84 attempts)

**FREE THROWS MADE, BOTH TEAMS**

89—Southern Ind. (50) vs. Northern St. (39), Nov. 15, 1997 (3ot); Baltimore (64) and Washington (Md.) (25), Feb. 9, 1955

**CONSECUTIVE FREE THROWS MADE**

37—Southern Ind., January 23-30, 2003 (three games)

**FREE-THROW ATTEMPTS**

84—Baltimore vs. Washington (Md.), Feb. 9, 1955 (64 made)

**FREE-THROW ATTEMPTS, BOTH TEAMS**

142—Southern Ind. (80) vs. Northern St. (62), Nov. 15, 1997 (3 ot) (89 made)

**FREE-THROW PERCENTAGE**

(*Min. 31 made*) 100%—Dowling vs. Southampton, Feb. 6, 1985 (31 of 31)

**FREE-THROW PERCENTAGE, BOTH TEAMS**

(*Min. 30 made*) 97.0%—Hartford (17 of 17) vs. Bentley (15 of 16), Feb. 22, 1983 (32 of 33)

## Rebounds

### REBOUNDS

111—Central Mich. vs. Alma, Dec. 7, 1963

### REBOUNDS, BOTH TEAMS

141—Loyola (Md.) (75) vs. McDaniel (66), Dec. 6, 1961; Concordia (Ill.) (72) vs. Concordia (Neb.) (69), Feb. 26, 1965

### REBOUND MARGIN

65—Moravian (100) vs. Drew (35), Feb. 18, 1969

## Assists

### ASSISTS

65—Troy vs. DeVry (Ga.), Jan. 12, 1992

### ASSISTS, BOTH TEAMS

65—Central Okla. (34) vs. Stonehill (31), Dec. 29, 1990

## Personal Fouls

### PERSONAL FOULS

51—Northern St. vs. Southern Ind., Nov. 15, 1997 (3 ot)

### PERSONAL FOULS, BOTH TEAMS (Including Overtimes)

91—Northern St. (51) vs. Southern Ind. (40), Nov. 15, 1997 (3 ot)

### PERSONAL FOULS, BOTH TEAMS (Regulation Time)

78—Cal St. Chico (41) vs. Cal St. San B'dino (37), Feb. 12, 2005 (85 total personal fouls including overtime)

### PLAYERS DISQUALIFIED

7—Northern St. vs. Southern Ind., Nov. 15, 1997 (3 ot); Illinois Col. vs. Illinois Tech, Dec. 13, 1952; Steubenville vs. West Liberty, 1952; Washington (Md.) vs. Baltimore, Feb. 9, 1955; Colorado St.-Pueblo vs. Air Force, Jan. 12, 1972; Edinboro vs. California (Pa.) (5 ot), Feb. 4, 1989

### PLAYERS DISQUALIFIED, BOTH TEAMS

12—Alfred (6) and Rensselaer (6), Jan. 9, 1971

## Overtimes

### OVERTIME PERIODS

7—Yankton (79) vs. Black Hills (80), Feb. 18, 1956

### POINTS IN ONE OVERTIME PERIOD

27—Southern Ind. vs. Central Mo. St., Jan. 5, 1985

### POINTS IN ONE OVERTIME PERIOD, BOTH TEAMS

46—North Dakota St. (25) vs. St. Cloud St. (21), Jan. 16, 1999; North Dakota St. (25) vs. South Dakota (21), Jan. 9, 1999

### POINTS IN OVERTIME PERIODS

60—California (Pa.) vs. Edinboro (5 ot), Feb. 4, 1989

### POINTS IN OVERTIME PERIODS, BOTH TEAMS

114—California (Pa.) (60) vs. Edinboro (54) (5 ot), Feb. 4, 1989

### WINNING MARGIN IN OVERTIME GAME

22—Pfeiffer (72) vs. Belmont Abbey (50), Dec. 8, 1960

## SEASON RECORDS

### Scoring

#### POINTS

3,566—Troy, 1993 (32 games); Central Okla., 1992 (32 games)

#### AVERAGE PER GAME

121.1—Troy, 1992 (3,513 in 29)

#### AVERAGE SCORING MARGIN

31.4—Bryan, 1961 (93.8 offense, 62.4 defense)

### GAMES AT LEAST 100 POINTS

25—Troy, 1993 (32-game season)

### CONSECUTIVE GAMES AT LEAST 100 POINTS

17—Norfolk St., 1970

## Field Goals

### FIELD GOALS

1,455—Kentucky St., 1971 (2,605 attempts)

### FIELD GOALS PER GAME

46.9—Lincoln (Mo.), 1967 (1,267 in 27)

### FIELD-GOAL ATTEMPTS

2,853—Ark.-Pine Bluff, 1967 (1,306 made)

### FIELD-GOAL ATTEMPTS PER GAME

108.2—Stillman, 1968 (2,814 in 26)

### FIELD-GOAL PERCENTAGE

62.4%—Kentucky St., 1976 (1,093 of 1,753)

## Three-Point Field Goals

### THREE-POINT FIELD GOALS

444—Troy, 1992 (1,303 attempts)

### THREE-POINT FIELD GOALS PER GAME

15.3—Troy, 1992 (444 in 29)

### THREE-POINT FIELD-GOAL ATTEMPTS

1,303—Troy, 1992 (444 made)

### THREE-POINT FIELD-GOAL ATTEMPTS PER GAME

44.9—Troy, 1992 (1,303 in 29)

### THREE-POINT FIELD-GOAL PERCENTAGE

(Min. 90 made) 53.8%—Winston-Salem, 1988 (98 of 182)

(Min. 200 made) 50.2%—Oakland City, 1992 (244 of 486)

### CONSECUTIVE GAMES SCORING A THREE-POINT FIELD GOAL

#### (Multiple Seasons)

567—Ky. Wesleyan, Nov. 22, 1986-Present

## Free Throws

### FREE THROWS MADE

896—Ouachita, 1965 (1,226 attempts)

### FREE THROWS MADE PER GAME

36.1—Baltimore, 1955 (686 in 19)

### FREE-THROW ATTEMPTS

1,226—Ouachita, 1965 (896 made)

### FREE-THROW ATTEMPTS PER GAME

49.6—Baltimore, 1955 (943 in 19)

### FREE-THROW PERCENTAGE

82.5%—Gannon, 1998 (473 of 573)

## Rebounds

### REBOUNDS

1,667—Norfolk St., 1973 (31 games)

### AVERAGE PER GAME

65.8—Bentley, 1964 (1,513 in 23)

### AVERAGE REBOUND MARGIN

24.4—Mississippi Val., 1976 (63.9 offense, 39.5 defense)

## Assists

### ASSISTS

736—Southern N.H., 1993 (33 games)

### AVERAGE PER GAME

25.6—Quincy, 1994 (716 in 28)

## Personal Fouls

### PERSONAL FOULS

947—Seattle, 1952 (37 games)

### PERSONAL FOULS PER GAME

29.9—Shaw, 1987 (748 in 25)

### FEWEST PERSONAL FOULS

184—Sewanee, 1962 (17 games)

### FEWEST PERSONAL FOULS PER GAME

10.0—Ashland, 1969 (301 in 30)

## Defense

### LOWEST POINTS PER GAME ALLOWED

20.2—Alcorn St., 1941 (323 in 16)

### LOWEST POINTS PER GAME ALLOWED (Since 1948)

29.1—Miss. Industrial, 1948 (436 in 15)

### LOWEST FIELD-GOAL PERCENTAGE ALLOWED (Since 1978)

35.8—Tarleton St., 2002 (657 of 1,837)

## Overtimes

### MOST OVERTIME GAMES

8—Belmont Abbey, 1983 (won 4, lost 4)

### MOST CONSECUTIVE OVERTIME GAMES

3—10 times, most recent: Pace, 1996 (won 3, lost 0)

### MOST MULTIPLE-OVERTIME GAMES

5—Cal St. Dom. Hills, 1987 (four 2 ot, one 3 ot; won 2, lost 3)

## General Records

### GAMES IN A SEASON

39—Kennesaw St., 2004 (35-4); Regis (Colo.), 1949 (36-3)

### VICTORIES IN A SEASON

36—Regis (Colo.), 1949 (36-3)

### VICTORIES IN A PERFECT SEASON

34—Fort Hays St., 1996

### CONSECUTIVE VICTORIES

52—Langston (from 1943-44 opener through fifth game of 1945-46 season)

### CONSECUTIVE 30-WIN SEASONS

5—Ky. Wesleyan, 1998 (30); 1999 (35); 2000 (31); 2001 (31); 2002 (31)

### CONSECUTIVE HOME-COURT VICTORIES

80—Philadelphia U. (from Jan. 8, 1991 to Nov. 21, 1995)

### CONSECUTIVE REGULAR-SEASON VICTORIES (Postseason Tournaments Not Included)

52—Langston (from 1943-44 opener through fifth game of 1945-46 season)

### CONSECUTIVE VICTORIES AGAINST AN OPPONENT

43—Fla. Southern vs. St. Leo, Feb. 11, 1985-current

### DEFEATS IN A SEASON

28—UNC Pembroke, 2003 (0-28)

### CONSECUTIVE DEFEATS IN A SEASON

28—UNC Pembroke, 2003 (0-28)

### CONSECUTIVE DEFEATS

46—Olivet, Feb. 21, 1959, to Dec. 4, 1961; Southwest Minn. St., Dec. 11, 1971, to Dec. 1, 1973

### CONSECUTIVE WINNING SEASONS

35—Norfolk St., 1963-97

### CONSECUTIVE NON-LOSING SEASONS

35—Norfolk St., 1963-97



††UNBEATEN TEAMS (Since 1938; Number Of Victories In Parentheses)

- 1938 Glenville St. (28)
- 1941 Milwaukee St. (16)
- 1942 Indianapolis (16)
- 1942 Rochester (16)
- 1944 Langston (23)

- 1945 Langston (24)
- 1948 West Virginia St. (23)
- 1949 Tennessee St. (24)
- 1956 Rochester Inst. (17)
- 1959 Grand Canyon (20)
- 1961 Calvin (20)
- 1964 Bethany (W.V.) (18)

- 1965 Central St. (Ohio) (30)
- 1965 Evansville (29)#
- 1993 Cal St. Bakersfield (33)#
- 1996 Fort Hays St. (34)#

††at least 15 victories; #NCAA Division II champion

# All-Time Individual Leaders

## Single-Game Records

### SCORING HIGHS

Pts.	Player, Team vs. Opponent	Season
113	Clarence "Bevo" Francis, Rio Grande vs. Hillsdale	1954
84	Clarence "Bevo" Francis, Rio Grande vs. Alliance	1954
82	Clarence "Bevo" Francis, Rio Grande vs. Bluffton	1954
80	Paul Crissman, Southern California Col. vs. Pacific Christian	1966
77	William English, Winston-Salem vs. Fayetteville St.	1968
75	Travis Grant, Kentucky St. vs. Northwood	1970
72	Nate DeLong, Wis.-River Falls vs. Winona St.	1948
72	Lloyd Brown, Aquinas vs. Cleary	1953
72	Clarence "Bevo" Francis, Rio Grande vs. California (Pa.)	1953
72	John McElroy, Youngstown St. vs. Wayne St. (Mich.)	1969
71	Clayborn Jones, L.A. Pacific vs. L.A. Baptist	1965
70	Paul Wilcox, Davis & Elkins vs. Glenville St.	1959
70	Bo Clark, UCF vs. Fla. Memorial	1977

## Season Records

### SCORING AVERAGE

Player, Team	Season	G	FG	FT	Pts.	Avg.
Clarence "Bevo" Francis, Rio Grande	†1954	27	444	367	1,255	*46.5
Earl Glass, Miss. Industrial	†1963	19	322	171	815	42.9
Earl Monroe, Winston-Salem	†1967	32	509	311	*1,329	41.5
John Rinka, Kenyon	†1970	23	354	234	942	41.0
Willie Shaw, Lane	†1964	18	303	121	727	40.4
Travis Grant, Kentucky St.	†1972	33	*539	226	1,304	39.5
Thales McReynolds, Miles	†1965	18	294	118	706	39.2
Bob Johnson, Fitchburg St.	1963	18	213	277	703	39.1
Roger Kuss, Wis.-River Falls	†1953	21	291	235	817	38.9
Florindo Vieira, Quinnciac	1954	14	191	138	520	37.1

†national champion; \*record

### FIELD-GOAL PERCENTAGE

(Based on qualifiers for annual championship)

Player, Team	Season	G	FG	FGA	Pct.
Todd Linder, Tampa	†1987	32	282	375	*75.2
Maurice Stafford, North Ala.	†1984	34	198	264	75.0
Matthew Cornegay, Tuskegee	†1982	29	208	278	74.8
Callistus Eziukwu, Grand Valley St.	†2005	28	157	213	73.7
Brian Moten, West Ga.	†1992	26	141	192	73.4
Ed Phillips, Alabama A&M	†1968	22	154	210	73.3
Ray Strozier, Central Mo. St.	†1980	28	142	195	72.8
Harold Booker, Cheney	†1965	24	144	198	72.7
Chad Scott, California (Pa.)	†1994	30	178	245	72.7
Tom Schurfranz, Bellarmine	†1991	30	245	339	72.3
Marv Lewis, Southampton	†1969	24	271	375	72.3
Louis Newsome, North Ala.	†1988	29	192	266	72.2
Ed Phillips, Alabama A&M	†1971	24	159	221	71.9
Gregg Northington, Alabama St.	1971	26	324	451	71.8

†national champion; \*record

### THREE-POINT FIELD GOALS

Player, Team	Season	G	3FG
Alex Williams, Sacramento St.	1988	30	167
Markus Hallgrimson, Mont. St.-Billings	2000	26	160
Yandel Brown, Columbus St.	2005	32	148
Eric Kline, Northern St.	1995	30	148
Eric Kline, Northern St.	1994	33	148
Cameron Munoz, Mont. St.-Billings	2006	28	147
Mike Taylor, West Virginia St.	2004	32	140

### Player, Team

Player, Team	Season	G	3FG
Shawn Pughsley, Central Okla.	1998	32	139
Jed Bedford, Columbus St.	2003	32	135
Reece Gliko, Mont. St.-Billings	1997	28	135
Ray Gutierrez, California (Pa.)	1993	27	135
Jason Garrow, Augustana (S.D.)	1992	27	135
Markus Hallgrimson, Mont. St.-Billings	1999	28	133
Stephen Dye, Alderson-Broaddus	2004	34	129
Shawn Williams, Central Okla.	1991	29	129
Tarvoris Uzoigwe, Henderson St.	2003	35	128
Robert Martin, Sacramento St.	1988	30	128
Steve Brown, West Ala.	2000	26	126
Antonio Harris, LeMoyn-Owen	1999	26	126
Tommie Spearman, Columbus	1995	29	126
Kwame Morton, Clarion	1994	26	126

### THREE-POINT FIELD GOALS PER GAME

Player, Team	Season	G	3FG	Avg.
Markus Hallgrimson, Mont. St.-Billings	†2000	26	160	*6.2
Alex Williams, Sacramento St.	†1988	30	*167	5.6
Cameron Munoz, Mont. St.-Billings	†2006	28	147	5.3
Jason Garrow, Augustana (S.D.)	†1992	27	135	5.0
Eric Kline, Northern St.	†1995	30	148	4.9
Ray Gutierrez, California (Pa.)	†1993	29	142	4.9
Steve Brown, West Ala.	2000	26	126	4.8
Antonio Harris, LeMoyn-Owen	†1999	26	126	4.8
Kwame Morton, Clarion	†1994	26	126	4.8
Reece Gliko, Mont. St.-Billings	†1997	28	135	4.8
Markus Hallgrimson, Mont. St.-Billings	1999	28	133	4.8
John Boyd, LeMoyn-Owen	1992	26	123	4.7
Duane Huddleston, Mo.-Rolla	1988	25	118	4.7
Yandel Brown, Columbus St.	†2005	32	148	4.6
Antonio Harris, LeMoyn-Owen	†1998	26	119	4.6
Ricardo Watkins, Tuskegee	2000	24	110	4.6
Eric Kline, Northern St.	1994	33	148	4.5
Robbie Waldrop, Lees-McRae	2001	25	112	4.5
Damien Blair, West Chester	1994	28	125	4.5
Eric Carpenter, Cal St. San B'dino	1994	26	116	4.5

†national champion; \*record

### THREE-POINT FIELD-GOAL PERCENTAGE

(Based on qualifiers for annual championship)

Player, Team	Season	G	3FG	3FGA	Pct.
Ray Lee, Hampton	†1988	24	39	60	*65.0
Steve Hood, Winston-Salem	1988	28	42	67	62.7
Mark Willey, Fort Hays St.	†1990	29	49	81	60.5
Aaron Fehler, Oakland City	†1995	26	73	121	60.3
Aaron Baker, Mississippi Col.	†1989	27	69	117	59.0
Walter Hurd, Johnson Smith	1989	27	49	84	58.3
Matt Hopson, Oakland City	†1996	31	84	145	57.9
Jon Bryant, St. Cloud St.	1996	27	54	94	57.4
Adam Harness, Oakland City	†1997	26	39	68	57.4
Scott Martin, Rollins	†1991	28	114	201	56.7
Charles Byrd, West Tex. A&M	†1987	31	95	168	56.5
Aaron Buckoski, Michigan Tech	1997	26	39	69	56.5
Jay Nolan, Bowie St.	1987	27	70	124	56.5
Kris Kidwell, Oakland City	1996	28	44	78	56.4
Tony Harris, Dist. Columbia	1987	30	79	141	56.0
Rickey Barrett, Ala.-Huntsville	1987	26	63	113	55.8
Quinn Murphy, Drury	1995	27	45	81	55.6
Erik Fisher, San Fran. St.	1991	28	80	144	55.6
Mike Doyle, Philadelphia U.	1988	30	82	149	55.0

†national champion; \*record

**FREE-THROW PERCENTAGE**

(Based on qualifiers for annual championship)

Player, Team	Season	G	FT	FTA	Pct.
Paul Cluxton, Northern Ky.	†1997	35	94	94	*100.0
Tomas Rimkus, Pace	1997	25	65	68	95.6
C. J. Cowgill, Chaminade	†2001	22	113	119	95.0
Billy Newton, Morgan St.	†1976	28	85	90	94.4
Kent Andrews, McNeese St.	†1968	24	85	90	94.4
Mike Sanders, Northern Colo.	†1987	28	82	87	94.3
Curtis Small, Southampton	†2002	29	109	116	94.0
Brent Mason, St. Joseph's (Ind.)	2001	31	125	133	94.0
Aaron Farley, Harding	†2003	30	137	146	93.8
Marcus Martinez, Cal St. Stanislaus	†2006	27	75	80	93.8
Travis Starns, Colorado Mines	†1999	26	87	93	93.5
Jay Harrie, Mont. St.-Billings	†1994	26	86	92	93.5
Joe Cullen, Hartwick	†1969	18	96	103	93.2
Dan Shanks, Coker	1997	27	119	128	93.0
Charles Byrd, West Tex. A&M	†1988	29	92	99	92.9
Jeremy Kudera, South Dakota	2001	28	78	84	92.9
Brian Koepfick, Minn. St. Mankato	1988	28	104	112	92.9
Lance Den Boer, Central Wash.	2006	28	155	167	92.8
Jon Hagen, Minn. St. Mankato	†1963	25	76	82	92.7
Paul Cluxton, Northern Ky.	†1996	32	100	108	92.6

†national champion; \*record

**REBOUNDS (SINCE 1973)**

Player, Team	Season	G	Reb.
Marvin Webster, Morgan St.	1974	33	740
Major Jones, Albany St. (Ga.)	1975	27	608
Earl Williams, Winston-Salem	1974	26	553
Antonio Garcia, Ky. Wesleyan	1999	37	540
Charles Oakley, Virginia Union	1985	31	535
Larry Johnson, Prairie View	1974	23	519
Andre Means, Sacred Heart	1977	32	516
Major Jones, Albany St. (Ga.)	1975	25	513
Harvey Jones, Alabama St.	1974	28	503
Andre Means, Sacred Heart	1978	30	493
Colin Duchacme, Longwood	2001	31	490
Rick Mahorn, Hampton	1980	31	490
Rob Roesch, Staten Island	1989	31	482
Leonard Robinson, Tennessee St.	1974	28	478
Major Jones, Albany St. (Ga.)	1976	24	475

**REBOUND AVERAGE**

Player, Team	Season	G	Reb.	Avg.
Tom Hart, Middlebury	†1956	21	620	*29.5
Tom Hart, Middlebury	†1955	22	649	29.5
Frank Stronczek, American Int'l.	†1966	26	717	27.6
R.C. Owens, Albertson	†1954	25	677	27.1
Maurice Stokes, St. Francis (Pa.)	1954	26	689	26.5
Roman Turmon, Clark Atlanta	1954	23	602	26.2
Pat Callahan, Lewis	1955	20	523	26.2
Hank Brown, Mass.-Lowell	1966	19	496	26.1
Maurice Stokes, St. Francis (Pa.)	1955	28	726	25.9

†national champion; \*record

**(SINCE 1973)**

Player, Team	Season	G	Reb.	Avg.
Larry Johnson, Prairie View	1974	23	519	22.6
Major Jones, Albany St. (Ga.)	1975	27	608	22.5
Marvin Webster, Morgan St.	1974	33	740	22.4
Earl Williams, Winston-Salem	1974	26	553	21.3
Major Jones, Albany St. (Ga.)	1974	25	513	20.5
Larry Gooding, St. Augustine's	1974	22	443	20.1
Major Jones, Albany St. (Ga.)	1976	24	475	19.8
Calvin Robinson, Mississippi Valley	1976	23	432	18.8
Scott Mountz, California (Pa.)	1978	24	431	18.0
Howard Shockley, Salisbury	1975	23	406	17.7
Charles Oakley, Virginia Union	1985	31	535	17.3
Marvin Webster, Morgan St.	1975	27	458	17.0
Larry Johnson, Ark.-Little Rock	1976	24	402	16.8
Keith Smith, Shaw	1979	20	329	16.5
Andre Means, Sacred Heart	1978	30	493	16.4
Donnie Roberts, St. Paul's	1975	25	406	16.2
Andre Means, Sacred Heart	1977	32	516	16.1
Dan Donahue, SIU Edwardsville	1975	26	419	16.1
Lorenzo Poole, Albany St. (Ga.)	1995	26	417	16.0
David Binion, N.C. Central	1983	25	400	16.0

**ASSISTS**

Player, Team	Season	G	Ast.
Steve Ray, Bridgeport	†1989	32	*400
Steve Ray, Bridgeport	†1990	33	385
Player, Team	Season	G	Ast.
Tony Smith, Pfeiffer	†1992	35	349

Rob Paternostro, Southern N.H.	1995	33	309
Jim Ferrer, Bentley	1989	31	309
Brian Gregory, Oakland	1989	28	300
Charles Jordan, Erskine	1992	34	298
Ernest Jenkins, N.M. Highlands	†1995	27	291
Pat Chambers, Philadelphia U.	1994	30	290
Craig Lottie, Alabama A&M	1995	32	287
Adrian Hutt, Metro St.	†1991	28	285
Javar Cheatham, Gannon	†2001	30	283
Patrick Boen, Stonehill	1989	32	278
Ernest Jenkins, N.M. Highlands	†1994	27	277
Clayton Smith, Metro St.	†2003	33	274
Adam Kaufman, Edinboro	1998	34	273
Darnell White, California (Pa.)	1994	30	273
Demetri Beekman, Assumption	1992	32	271
Tyrone Tate, Southern Ind.	1994	32	270
Carlin Hughes, Mont.-St. Billings	2006	28	269

†national champion; \*record

**ASSIST AVERAGE**

Player, Team	Season	G	Ast.	Avg.
Steve Ray, Bridgeport	†1989	32	*400	*12.5
Steve Ray, Bridgeport	†1990	33	385	11.7
Demetri Beekman, Assumption	†1993	23	264	11.5
Ernest Jenkins, N.M. Highlands	†1995	27	291	10.8
Brian Gregory, Oakland	1989	28	300	10.7
Brent Schremp, Slippery Rock	1995	25	259	10.4
Ernest Jenkins, N.M. Highlands	†1994	27	277	10.3
Adrian Hutt, Metro St.	†1991	28	285	10.2
Tony Smith, Pfeiffer	†1992	35	349	10.0
Jim Ferrer, Bentley	1989	31	309	10.0
Ryan Nelson, Grand Canyon	†2006	27	263	9.7
Todd Chappell, Texas Wesleyan	†2000	27	263	9.7
Pat Chambers, Philadelphia U.	1994	30	290	9.7
Marcus Talbert, Colo. Christian	1994	27	261	9.7
Carlin Hughes, Mont. St.-Billings	2006	28	269	9.6
Paul Beaty, Miles	1992	26	248	9.5
Lawrence Jordan, IPFW	1990	28	266	9.5
Hal Chambers, Columbus St.	1993	24	227	9.5
Javar Cheatham, Gannon	†2001	30	283	9.4
Rob Paternostro, Southern N.H.	1995	33	309	9.4

†national champion; \*record

**BLOCKED SHOTS**

Player, Team	Season	G	Blk.
James Doyle, Concord	†1998	30	*157
Antonio Harvey, Pfeiffer	†1993	29	155
Bryan Grier, Wingate	†2006	31	151
Ramel Allen, Bridgeport	†2005	30	146
Kenyon Gamble, Tuskegee	†2004	28	142
John Burke, Southampton	†1996	28	142
Vonzell McGrew, Mo. Western St.	†1995	31	132
Colin Ducharme, Longwood	2001	31	130
Corey Johnson, Pace	1995	30	130
Derek Moore, S.C.-Aiken	1998	30	129
John Smith, Winona St.	2006	36	127
Johnny Tyson, Central Okla.	†1994	27	126
Garth Joseph, St. Rose	†1997	34	124
Kino Outlaw, Mount Olive	1995	28	124
Kobby Acquah, Clark Atlanta	2005	28	118
Kino Outlaw, Mount Olive	1996	27	117
Moustapha Diouf, Queens (N.C.)	2003	33	116

Wingate's Bryan Grier was the leading shot blocker in the country in 2005-06 in NCAA Division II. His 151 rejections were the third-most ever in Division II, while his 4.87 blocking average was fifth-best.




Photo courtesy of Wingate Sports Information

Player, Team	Season	G	Blk.
Callistus Eziukwu, Grand Valley St.	2005	28	114
Ben Wallace, Virginia Union	1996	31	114
Mark Hensel, Pitt.-Johnstown	1994	27	113

†national champion; \*record

**BLOCKED-SHOT AVERAGE**

Player, Team	Season	G	Blk.	Avg.
Antonio Harvey, Pfeiffer	†1993	29	155	*5.34
James Doyle, Concord	†1998	30	*157	5.23
Kenyon Gamble, Tuskegee	†2004	28	142	5.07
John Burke, Southampton	†1996	28	142	5.07
Bryan Grier, Wingate	†2006	31	151	4.87
Ramel Allen, Bridgeport	†2005	30	146	4.86
Johnny Tyson, Central Okla.	†1994	27	126	4.66
Kino Outlaw, Mount Olive	†1995	28	124	4.43
Kino Outlaw, Mount Olive	1996	27	117	4.33
Corey Johnson, Pace	1995	30	130	4.33
Derek Moore, S.C.-Aiken	1998	30	129	4.30
Vonzell McGrew, Mo. Western St.	1995	31	132	4.26
Jason Roseto, Edinboro	†2001	23	97	4.22
Kobby Acquah, Clark Atlanta	2005	28	118	4.21
Colin Ducharme, Longwood	2001	31	130	4.19
Mark Hensel, Pitt.-Johnstown	1994	27	113	4.19
Aaron Davis, Southern Conn. St.	†2003	25	103	4.12
Callistus Eziukwu, Grand Valley St.	2005	28	114	4.07
Victorious Payne, Lane	1996	25	101	4.04
Elwood Vines, Bloomsburg	1993	27	107	3.96

†national champion; \*record

**STEALS**

Player, Team	Season	G	Stl.
J.R. Gamble, Queens (N.C.)	†2001	32	*139
Wayne Copeland, Lynn	†2000	26	129
Wayne Copeland, Lynn	†1999	31	125
Terrance Gist, S.C. Upstate	†1998	29	122
Devlin Herring, Pitt.-Johnstown	†1997	27	122
Oronn Brown, Clarion	1997	29	120
Devlin Herring, Pitt.-Johnstown	1998	29	118
David Clark, Bluefield St.	†1996	31	118
Tyrone McDaniel, Lenoir-Rhyne	†1993	32	116
Ken Francis, Molloy	†1994	27	116
Darnell White, California (Pa.)	1994	30	115
Drew Williamson, Metro St.	†2006	31	114
Jayson Williams, Lane	2005	32	114
Luke Kendall, Metro St.	2004	34	114
Eddin Santiago, Mo. Southern St.	2001	30	114
Tracy Gross, High Point	1997	29	114
Robert Campbell, Armstrong Atlantic	2001	33	113
Shaun McKie, Salem Int'l	†2005	31	111
Joe Newton, Central Okla.	1993	32	110
Peron Austin, Colorado St.-Pueblo	1997	28	110
Marcus Stubblefield, Queens (N.C.)	1993	28	110
Shannon Holmes, NYIT	†1995	30	110

†national champion; \*record

**STEAL AVERAGE**

Player, Team	Season	G	Stl.	Avg.
Wayne Copeland, Lynn	†2000	26	129	*4.96
John Morris, Bluefield St.	1994	23	104	4.52
Devlin Herring, Pitt.-Johnstown	†1997	27	122	4.52
J.R. Gamble, Queens (N.C.)	†2001	32	*139	4.34
Ken Francis, Molloy	†1994	27	116	4.29
Terrance Gist, S.C. Upstate	†1998	29	122	4.21
Oronn Brown, Clarion	1997	29	120	4.14
Devlin Herring, Pitt.-Johnstown	1998	29	118	4.07
Michael Dean, Cal St. East Bay	1998	26	105	4.04
Terryl Woolery, Cal Poly Pomona	1997	27	109	4.04
Wayne Copeland, Lynn	†1999	31	125	4.03
Kevin Nichols, Bemidji St.	1994	26	104	4.00
Tracy Gross, High Point	1997	29	114	3.93
Peron Austin, Colorado St.-Pueblo	1997	28	110	3.93
Marcus Stubblefield, Queens (N.C.)	1993	28	110	3.93
Demetri Beekman, Assumption	1993	23	89	3.87
Darnell White, California (Pa.)	1994	30	115	3.83
J.R. Gamble, Queens (N.C.)	2000	28	107	3.82
David Clark, Bluefield St.	†1996	31	118	3.81
Eddien Santiago, Mo. Southern St.	2001	30	114	3.80

†national champion; \*record

**Career Records**

**POINTS**

Player, Team	Seasons	Pts.
Travis Grant, Kentucky St.	1969-72	*4,045
Bob Hopkins, Grambling	1953-56	3,759
Tony Smith, Pfeiffer	1989-92	3,350
Earnest Lee, Clark Atlanta	1984-87	3,298
Joe Miller, Alderson-Broaddus	1954-57	3,294
Henry Logan, Western Caro.	1965-68	3,290
John Rinka, Kenyon	1967-70	3,251
Dick Barnett, Tennessee St.	1956-59	3,209
Willie Scott, Alabama St.	1966-69	3,155
Johnnie Allen, Bethune-Cookman	1966-69	3,058
Bennie Swain, Texas Southern	1955-58	3,008
Lambert Shell, Bridgeport	1989-92	3,001
Carl Hartman, Alderson-Broaddus	1952-55	2,959
Earl Monroe, Winston-Salem	1964-67	2,935

\*record

**SCORING AVERAGE**

(Minimum 1,400 points)

Player, Team	Seasons	G	FG	3FG	FT	Pts.	Avg.
Travis Grant, Kentucky St.	1969-72	121	*1,760	—	525	*4,045	*33.4
John Rinka, Kenyon	1967-70	99	1,261	—	729	3,251	32.8
Florindo Vieira, Quinnipiac	1954-57	69	761	—	741	2,263	32.8
Willie Shaw, Lane	1961-64	76	960	—	459	2,379	31.3
Mike Davis, Virginia Union	1966-69	89	1,014	—	730	2,758	31.0
Henry Logan, Western Caro.	1965-68	107	1,263	—	764	3,290	30.7
Willie Scott, Alabama St.	1966-69	103	1,277	—	601	3,155	30.6
Carlos Knox, IUPUI	1995-98	85	832	208	684	2,556	30.1
George Gilmore, Chaminade	1991-92	51	485	174	387	1,531	30.0
Brett Beeson, Minn. St. Moorhead	1995-96	54	551	92	421	1,615	29.9
Bob Hopkins, Grambling	1953-56	126	1,403	—	953	3,759	29.8
Rod Butler, Western New Eng.	1968-70	59	697	—	331	1,725	29.2
Gregg Northington, Alabama St.	1970-72	75	894	—	403	2,191	29.2
Isaiah Wilson, Baltimore	1969-71	67	731	—	471	1,933	28.9

\*record

**FIELD-GOAL PERCENTAGE**

(Minimum 400 field goals made)

Player, Team	Seasons	G	FG	FGA	Pct.
Todd Linder, Tampa	1984-87	122	909	1,284	*70.8
Tom Schurfranz, Bellarmine	1987-88, 91-92	112	742	1,057	70.2
Chad Scott, California (Pa.)	1991-94	115	465	664	70.0
Ed Phillips, Alabama A&M	1968-71	95	610	885	68.9
Ulysses Hackett, S.C. Upstate	1990-92	90	824	1,213	67.9
Larry Tucker, Lewis	1981-83	84	677	999	67.8
Otis Evans, Wayne St. (Mich.)	1989-92	106	472	697	67.7
Matthew Cornegay, Tuskegee	1979-82	105	524	783	66.9
Ray Strozier, Central Mo. St.	1978-81	110	563	843	66.8
Dennis Edwards, Fort Hays St.	1994-95	59	666	998	66.7
James Morris, Central Okla.	1990-93	76	532	798	66.7
Lance Berwald, North Dakota St.	1983-84	58	475	717	66.2
Harold Booker, Cheyney	1965-67, 69	108	662	1,002	66.1

\*record

Photo courtesy of Metro State Sports Information.



**Drew Williamson of Metro State led the country in 2005-06 with a 3.7 steals per game average. His 114 steals ranks among Division II's all-time leaders.**



Photo courtesy of Montana State-Billings Sports Information



**Cameron Munoz of Montana State-Billings set a new NCAA Division II career record by making 451 three-point field goals during his career (2003-06). His 4.56 career average stands second all-time.**

**THREE-POINT FIELD GOALS MADE**

Player, Team	Seasons	G	3FG
Cameron Munoz, Mont. St.-Billings.....	2003-06	99	*451
Stephen Dye, Alderson-Broaddus.....	2002-05	121	443
Steve Moyer, Gannon.....	1996-99	112	442
Tony Smith, Pfeiffer.....	1989-92	126	431
Kwame Morton, Clarion.....	1991-94	105	411
Tarvoris Uzoigwe, Henderson St.....	2002-05	119	404
Gary Duda, Merrimack.....	1989-92	122	389
Mike Taylor, West Virginia St.....	2001-04	116	378
Markus Hallgrimson, Mont. St.-Billings.....	1998-00	82	371
Columbus Parker, Johnson C. Smith.....	1990-93	115	354
Gary Paul, Indianapolis.....	1987-90	111	354
Matt Miller, Drury.....	1999-02	106	351
Travis Tuttle, North Dakota.....	1994-97	108	350
Mike Ziegler, Colorado Mines.....	1987-90	118	344
Chris Brown, Tuskegee.....	1993-96	104	339
Stephen Hamrick, Eastern N.M.....	1993-96	107	339
Jason Marcotte, Michigan Tech.....	2002-05	120	335
Mike Kuhens, Queens (N.Y.).....	1995-98	104	334
Jesse Ogden, Edinboro.....	1995-98	110	334
Brent Welton, Philadelphia U.....	2002-05	119	329
Brent Kincaid, California (Pa.).....	1993-96	115	325
John Williams, Bryant.....	2003-06	103	323
Matt Cahill, St. Anselm.....	2003-06	119	321
David Logan, Indianapolis.....	2002-05	115	321
Daniel Terrell, Bloomfield.....	2003-06	116	320

\*record

**THREE-POINT FIELD GOALS MADE PER GAME**

(Minimum 200 three-point field goals made)

Player, Team	Seasons	G	3FG	Avg.
Antonio Harris, LeMoyn-Owen.....	1998-99	52	245	*4.71
Cameron Munoz, Mont. St.-Billings.....	2003-06	99	*451	4.56
Markus Hallgrimson, Mont. St.-Billings.....	1998-00	82	371	4.52
Alex Williams, Sacramento St.....	1987-88	58	247	4.26
Yandel Brown, Columbus St.....	2004-05	63	264	4.19
Tommie Spearman, Columbus St.....	1994-95	56	233	4.16
Reece Gliko, Mont. St.-Billings.....	1996-97	56	231	4.13
Danny Phillips, Mont. St.-Billings.....	2001-02	55	222	4.03
Steve Moyer, Gannon.....	1996-99	112	442	3.95
Kwame Morton, Clarion.....	1991-94	105	411	3.91
Zoderick Green, Central Okla.....	1993-95	57	212	3.72
Shawn Williams, Central Okla.....	1989-91	57	212	3.72
Stephen Dye, Alderson-Broaddus.....	2002-05	121	*443	3.66
Mike Sinclair, Bowie St.....	1987-89	82	299	3.65
Tai Crutchfield, Philadelphia U.....	2000-01	58	210	3.62
Nate Allen, Western St.....	1996-97	57	205	3.60
Robert Martin, Sacramento St.....	1987-89	85	294	3.46
Tony Smith, Pfeiffer.....	1989-92	126	431	3.42
Tarvoris Uzoigwe, Henderson St.....	2002-05	119	404	3.39
Michael Shue, Lock Haven.....	1994-97	92	308	3.35
Matt Miller, Drury.....	1999-02	106	351	3.31
Chris Brown, Tuskegee.....	1993-96	104	339	3.26
Mike Taylor, West Virginia St.....	2001-04	116	378	3.26
Travis Tuttle, North Dakota.....	1994-97	108	350	3.24
Mike Kuhens, Queens (N.Y.).....	1995-98	104	334	3.21

\*record




Photo courtesy of Bryant Sports Information

**Bryant's John Williams became just one of 25 Division II players to make at least 320 three-point field goals in their career. Williams connected on 323 trifectas during his four-year career (2003-06).**

**THREE-POINT FIELD-GOAL PERCENTAGE**

(Minimum 200 three-point field goals made)

Player, Team	Seasons	G	3FG	3FGA	Pct.
Scott Martin, Rollins.....	1988-91	104	236	460	*51.3
Todd Woelfle, Oakland City.....	1995-98	103	210	412	51.0
Matt Markle, Shippensburg.....	1989-92	101	202	408	49.5
Paul Cluxton, Northern Ky.....	1994-97	122	303	619	48.9
Lance Gelnett, Millersville.....	1989-92	109	266	547	48.6
Antonio Harris, LeMoyn-Owen.....	1998-99	52	245	510	48.0
Mark Willey, Fort Hays St.....	1989-92	117	224	478	46.9
Todd Bowden, Randolph-Macon.....	1987-89	84	229	491	46.6
Gary Paul, Indianapolis.....	1987-90	111	354	768	46.1
Ben Nemmers, North Dakota St.....	2001-04	110	257	558	46.1
Brad Oleson, Alas. Fairbanks.....	2003-05	87	229	499	45.9
Matt Ripaldi, Southern N.H.....	1993-96	123	277	604	45.9
Alex Williams, Sacramento St.....	1987-88	58	247	541	45.7
Benjamin Chasten, Johnson C. Smith.....	2002-05	92	202	448	45.1
Jason Bullock, Indiana (Pa.).....	1993-96	119	287	637	45.1
Boyd Printy, Truman.....	1990-92	77	201	447	45.0
Lance Luijens, Northern St.....	1994-96	95	275	614	44.8
Buck Williams, North Ala.....	1987-89	84	238	535	44.5

\*record

**FREE-THROW PERCENTAGE**

(Minimum 250 free throws made)

Player, Team	Seasons	G	FT	FTA	Pct.
Paul Cluxton, Northern Ky.....	1994-97	122	272	291	*93.5
Kent Andrews, McNeese St.....	1967-69	67	252	275	91.6
Jon Hagen, Minn. St. Mankato.....	1963-65	73	252	280	90.0
Dave Reynolds, Davis & Elkins.....	1986-89	107	383	429	89.3
Michael Shue, Lock Haven.....	1994-97	92	354	400	88.5
Tony Budzik, Mansfield.....	1989-92	107	367	416	88.2
Terry Gill, New Orleans.....	1972-74	79	261	296	88.2
Bryan Vacca, Randolph-Macon.....	1980-83	94	262	298	87.9
Steve Nisenson, Hofstra.....	1963-65	83	602	685	87.9
Jeff Gore, St. Rose.....	1991-93	91	333	379	87.9
Jack Sparks, Bentley.....	1976-80	99	253	288	87.8
Dan Shanks, Coker.....	1994-97	102	467	533	87.6
Troy Nesmith, Gannon.....	1997-98	54	274	313	87.5
Wayne Proffitt, Lynchburg.....	1965-67	57	482	551	87.5
Clyde Briley, McNeese St.....	1962-65	101	561	642	87.4
Jason Semprott, South Dakota St.....	1994-97	110	462	529	87.3
Foy Ballance, Armstrong Atlantic.....	1978-81	108	351	402	87.3
Jehu Brabham, Mississippi Col.....	1969-71	72	452	518	87.3
Pete Chambers, West Chester.....	1966-68	67	267	306	87.3
Stephen Dye, Alderson-Broaddus.....	2002-05	121	301	346	87.0

\*record

**REBOUNDS**

(For careers beginning in 1973 or after)

Player, Team	Seasons	G	Reb.
Major Jones, Albany St. (Ga.).....	1973-76	105	2,052
Clemon Johnson, Florida A&M.....	1975-78	109	1,494
Wayne Robertson, Southern N.H.....	1991-94	127	1,487
Carlos Terry, Winston-Salem.....	1975-78	117	1,467
James Hector, American Int'l.....	1991-94	115	1,446
Jeff Covington, Youngstown St.....	1975-78	106	1,381
John Ebeling, Fla. Southern.....	1979-82	127	1,362



Player, Team	Seasons	G	Reb.
Damon Reed, St. Rose	1997-00	128	1,280
Kelvin Hicks, NYIT	1977-80	94	1,258
John Edwards, Fla. Southern	1973-76	94	1,214
John Fox, Millersville	1984-87	118	1,214
Dave Vonesh, North Dakota	1988-91	122	1,207
Marvin Webster, Morgan St.	1975-76	60	1,198
Ramzee Stanton, West Chester	2000-03	111	1,142
Mark Tetzlaff, South Dakota St.	1982-85	118	1,132
Chris Bowles, Southern Ind.	1991-94	114	1,129
Jakim Donaldson, Edinboro	2002-05	109	1,100
Steve O'Neill, American Int'l	1977-81	108	1,093
Garth Joseph, St. Rose	1995-97	89	1,072
Bob Stanley, Mo.-Rolla	1974-77	95	1,049
Ernie DeWitt, Bryant	1978-81	107	1,036
Gerald Lavender, North Ala.	1977-80	118	1,033
Brian Robinson, Assumption	2002-05	115	1,027
Todd Orlando, Bentley	1981-84	108	1,024
Walt Whitakere, Minn. St. Moorhead	1979-82	107	1,017
Andre Means, Sacred Heart	1977-78	62	1,009
Leo Parent, Mass.-Lowell	1987-89	92	1,001
Mario Elie, American Int'l	1982-85	120	1,001

**REBOUND AVERAGE**  
(Minimum 800 rebounds)

Player, Team	Seasons	G	Reb.	Avg.
Tom Hart, Middlebury	1953, 55-56	63	1,738	*27.6
Maurice Stokes, St. Francis (Pa.)	1953-55	72	1,812	25.2
Frank Stronczek, American Int'l	1965-67	62	1,549	25.0
Bill Thieben, Hofstra	1954-56	76	1,837	24.2
Hank Brown, Mass.-Lowell	1965-67	49	1,129	23.0
Elmore Smith, Kentucky St.	1969-71	85	1,917	22.6
Charles Wrinn, Trinity (Conn.)	1951-53	53	1,176	22.2
Roman Turmon, Clark Atlanta	1952-54	60	1,312	21.9
Tony Missere, Pratt	1966-68	62	1,348	21.7
Ron Horton, Delaware St.	1966-68	64	1,384	21.6

\*record  
(For careers beginning in 1973 or after; minimum 800 rebounds)

Player, Team	Seasons	G	Reb.	Avg.
Marvin Webster, Morgan St.	1975-76	60	1,198	20.0
Major Jones, Albany St. (Ga.)	1973-76	105	2,052	19.5
Howard Shockley, Salisbury	1975-76	49	817	16.7
Andre Means, Sacred Heart	1977-78	62	1,009	16.3
Antonio Garcia, Ky. Wesleyan	1998-99	70	997	14.2
Clemon Johnson, Florida A&M	1975-78	109	1,494	13.7
Larry Johnson, Ark.-Little Rock	1976-78	69	944	13.7
Kelvin Hicks, NYIT	1977-80	94	1,258	13.4
John Edwards, Fla. Southern	1973-76	94	1,214	12.9
James Hector, American Int'l	1991-94	115	1,446	12.6
Garth Joseph, St. Rose	1995-97	89	1,072	12.0
Wayne Robertson, Southern N.H.	1991-94	127	1,487	11.7
Wayne Armstrong, Armstrong Atlantic	1975-77	78	897	11.5
Bob Stanley, Mo.-Rolla	1974-77	95	1,049	11.0
Leo Parent, Mass.-Lowell	1987-89	92	1,011	11.0

**ASSISTS**

Player, Team	Seasons	G	Ast.
Demetri Beekman, Assumption	1990-93	119	*1,044
Adam Kaufman, Edinboro	1998-01	116	936
Rob Paternostro, Southern N.H.	1992-95	129	919
Tony Smith, Pfeiffer	1989-92	126	828
Jamie Stevens, Mont. St.-Billings	1996-99	110	805
Josh Mueller, South Dakota	2002-05	120	801
Steve Ray, Bridgeport	1989-90	65	785
Dan Ward, St. Cloud St.	1992-95	100	774
Jordan Canfield, Washburn	1994-97	126	756
Charles Jordan, Erskine	1989-92	119	727
Jamie Holden, St. Joseph's (Ind.)	2001-04	110	723
Donald Johnson, Franklin Pierce	1998-01	114	722
Dennis Springs, Ferris St.	2003-06	115	713
Patrick Chambers, Philadelphia U.	1991-94	123	709
Lamont Jones, Bridgeport	1992-95	119	708
Ernest Jenkins, N.M. Highlands	1992-95	84	699
Antoine Campbell, Ashland	1995-98	113	697
Pat Madden, Jacksonville St.	1989-91	88	688
Nate Tibbetts, South Dakota	1998-01	112	678
Candice Pickens, California (Pa.)	1993-96	121	675
Mark Benson, Tex. A&M-Kingsville	1989-91	86	674
Craig Lottie, Alabama A&M	1992-95	93	673

\*record

**ASSIST AVERAGE**  
(Minimum 550 assists)

Player, Team	Seasons	G	Ast.	Avg.
Steve Ray, Bridgeport	1989-90	65	785	*12.1
Demetri Beekman, Assumption	1990-93	119	*1,044	8.8
Ernest Jenkins, N.M. Highlands	1992-95	84	699	8.3
Adam Kaufman, Edinboro	1998-01	116	936	8.1
Mark Benson, Tex. A&M-Kingsville	1989-91	86	674	7.8
Pat Madden, Jacksonville St.	1989-91	88	688	7.8
Dan Ward, St. Cloud St.	1992-95	100	774	7.7
Mark Borders, Tampa	2004-06	86	649	7.5
Jamie Stevens, Mont. St.-Billings	1996-99	110	805	7.3
Craig Lottie, Alabama A&M	1992-95	93	673	7.2
Rob Paternostro, Southern N.H.	1992-95	129	919	7.1
Eddin Santiago, Mo. Southern St.	1999-02	117	804	6.9
Josh Mueller, South Dakota	2002-05	120	801	6.7
Jamie Holden, St. Joseph's (Ind.)	2001-04	110	723	6.6
Tony Smith, Pfeiffer	1989-92	126	828	6.6
Donald Johnson, Franklin Pierce	1998-01	114	722	6.3
Mike Buscetto, Quinnipiac	1990-93	99	624	6.3
Patrick Herron, Winston-Salem	1992-95	97	604	6.2
Dennis Springs, Ferris St.	2003-06	115	713	6.2
Pat Delaney, St. Anselm	1999-02	118	731	6.2
Antoine Campbell, Ashland	1995-98	113	697	6.2
Charles Jordan, Erskine	1989-92	119	727	6.1
Nate Tibbetts, South Dakota	1998-01	112	678	6.1

\*record

**BLOCKED SHOTS**

Player, Team	Seasons	G	Blk.
James Doyle, Concord	1995-98	120	*416
Bilal Salaam, Kutztown	2002-05	109	408
Derek Moore, S.C.-Aiken	1996-99	102	408
Rich Edwards, Adelphi	1999-02	123	305
Kino Outlaw, Mount Olive	1994-96	81	305
Mike Williams, Bryant	2001-05	129	301
Garth Joseph, St. Rose	1995-97	89	300
Kenyon Gamble, Florida Tech/Tuskegee	2001-02, 04-05	103	297
Sylvere Bryan, Tampa	1999-02	116	294
Kerwin Thompson, Eckerd	1993-96	116	284
Aaron Davis, Southern Conn. St.	2000-03	94	269
Jeff Weirsma, Erskine	2000-03	109	268
Eugene Haiith, Philadelphia U.	1993-95	86	267
John Tomsich, Le Moyne	1996-99	114	264
Chandar Bingham, Virginia Union	1997-00	106	261
Avis Wyatt, Virginia St.	2003-05	85	258
Coata Malone, Alabama A&M	1994-96	90	243
Alonzo Goldston, Fort Hays St.	1995-97	96	240
Damon Reed, St. Rose	1997-00	128	236
Brian Robinson, Assumption	2002-05	115	234

**Tampa's Mark Borders distributed 649 assists during his career. His 7.5 career average ranks him among the top-10 all-time Division II leaders.**



Photo courtesy of Tampa Sports Information

Player, Team	Seasons	G	Blk.
Ben Wallace, Virginia Union	1995-96	62	225
Chris Whitfield, Minn. St. Mankato	2003-06	106	224
Antwain Smith, St. Paul's	1996-99	105	222
Eric Watson, California (Pa.)	1996-99	119	214
Vonzell McGrew, Mo. Western St.	1993-95	57	211

\*record.

**BLOCKED-SHOT AVERAGE**  
(Minimum 175 blocked shots)

Player, Team	Seasons	G	Blk.	Avg.
Derek Moore, S.C.-Aiken	1996-99	102	408	4.00
John Burke, Southampton	1995-96	54	205	3.80
Kino Outlaw, Mount Olive	1994-96	81	305	3.77
Bilal Salaam, Kutztown	2002-05	109	408	3.74
Vonzell McGrew, Mo. Western St.	1993-95	57	211	3.70
Tihomir Juric, Wis.-Parkside	1993-94	53	193	3.64
Ben Wallace, Virginia Union	1995-96	62	225	3.63
Corey Johnson, Pace	1993-95	58	210	3.62
James Doyle, Concord	1995-98	120	*416	3.47
Mark Hensel, Pitt.-Johnstown	1993-94	53	180	3.40
Garth Joseph, St. Rose	1995-97	89	300	3.37
Moustapha Diouf, Queens (N.C.)	2003-04	61	201	3.30
Eugene Haith, Philadelphia U.	1993-95	86	267	3.10
Avis Wyatt, Virginia St.	2003-05	85	258	3.04
Kenyon Gamble, Florida Tech/Tuskegee	2001-02, 04-05	103	297	2.88
Aaron Davis, Southern Conn. St.	2000-03	94	269	2.86
Coata Malone, Alabama A&M	1994-96	90	243	2.70
Sylvere Bryan, Tampa	1999-02	116	294	2.53
Alonzo Goldston, Fort Hays St.	1995-97	96	240	2.50
Rich Edwards, Adelphi	1999-02	123	305	2.48
Chandar Bingham, Virginia Union	1997-00	106	261	2.46
Jeff Weirsma, Erskine	2000-03	109	268	2.46
Kerwin Thompson, Eckerd	1993-96	116	284	2.45
Merriel Jenkins, Hawaii-Hilo	1997-99	77	188	2.44
Mike Williams, Bryant	2001-05	129	301	2.33

\*record

**STEALS**

Player, Team	Seasons	G	Stl.
Eddin Santiago, Mo. Southern St.	1999-02	117	*383
Oronn Brown, Clarion	1994-97	106	361
Robert Campbell, Armstrong Atlantic	1998-01	118	357
Marcus Best, Winston-Salem	1999-02	119	345
Devlin Herring, Pitt.-Johnstown	1995-98	106	333
Dustin Pfeifer, Findlay	2003-06	127	328
Luqman Jaaber, Virginia St./Virginia Union	2000, 03-05	114	316
Rolondo Hall, Davis & Elkins	1998-01	106	314
Terrence Baxter, Pfeiffer	1998-01	108	281
David Clark, Bluefield St.	1994-96	83	278
Terrance Gist, S.C. Upstate	1994-97	112	276

Player, Team	Seasons	G	Stl.
Omar Kasi, Molloy	1997-00	109	272
DeMarcos Anzures, Metro St.	1997-00	125	271
Mike Hancock, Neb.-Kearney	1995-98	121	271
Carlton Epps, Ferris St.	2002-05	109	270
Shaun McKie, Salem Int'l#	2004-06	88	267
Lorinza Harrington, Wingate	1999-02	121	263
Patrick Herron, Winston-Salem	1993-95	78	263
Ken Francis, Molloy	1993-95	81	260
Eddie Peterson, Indiana (Pa.)	2003-06	119	259

Brandon Hughes, Newberry	1997-00	88	259
Hiram Ocasio, Mo. Southern St.	2002-05	117	258
Josh Mueller, South Dakota	2002-05	120	258
Lamont Jones, Bridgeport	1993-95	84	256
Deartrus Goodmon, Alabama A&M	1993-96	126	255

\*record #Active player

**STEAL AVERAGE**  
(Minimum 150 steals)

Player, Team	Seasons	G	Stl.	Avg.
Wayne Copeland, Lynn	1999-00	57	254	4.46
J.R. Gamble, Queens (N.C.)	2000-01	60	246	4.10
John Morris, Bluefield St.	1994-95	50	185	3.70
Oronn Brown, Clarion	1994-97	106	361	3.41
Patrick Herron, Winston-Salem	1993-95	78	263	3.37
David Clark, Bluefield St.	1994-96	83	278	3.35
Peron Austin, Colorado St.-Pueblo	1997-98	58	190	3.28
Eddin Santiago, Mo. Southern St.	1999-02	117	*383	3.27
Gallagher Driscoll, St. Rose	1991-92	59	192	3.25
Darnell White, California (Pa.)	1993-94	59	192	3.25
Rudy Berry, Cal St. Stanislaus	1993-94	51	164	3.21
Ken Francis, Molloy	1993-95	81	260	3.21
Bob Cunningham, NYIT	1995-96	55	175	3.18
Devlin Herring, Pitt.-Johnstown	1995-98	106	333	3.14
Craig Ferguson, Columbus St.	1995-96	61	191	3.13
Ron Harris, Caldwell	2004-05	59	181	3.07
Bryan Heaps, Abilene Christian	1993-94	56	171	3.05
Lamont Jones, Bridgeport	1993-95	84	256	3.05
Kelly Mann, Concord	1997-98	62	185	2.98
Javar Cheatham, Gannon	2000-01	58	172	2.97
Rolondo Hall, Davis & Elkins	1998-01	106	314	2.96
Rickey Gibson, Stillman	2005-06	58	171	2.95
Brandon Hughes, Newberry	1997-00	88	259	2.94
Malcolm Turner, Sonoma St.	1995-96	52	152	2.92
Tullius Pate, Coker	1994-95	55	158	2.87

\*record

**Annual Individual Champions**

**Scoring Average**

Season	Player, Team	G	FG	FT	Pts.	Avg.
1948	Nate DeLong, Wis.-River Falls	22	206	206	618	28.1
1949	George King, Charleston (W.V.)	26	289	179	757	29.1
1950	George King, Charleston (W.V.)	31	354	259	967	31.2
1951	Scott Seagall, Millikin	31	314	260	888	28.6
1952	Harold Wolfe, Findlay	22	285	101	671	30.5
1953	Roger Kuss, Wis.-River Falls	21	291	235	817	38.9
1954	Clarence "Bevo" Francis, Rio Grande	27	444	367	1,255	*46.5
1955	Bill Warden, North Central (Ill.)	13	162	127	451	34.7
1956	Bill Reigel, McNeese St.	36	425	370	1,220	33.9
1957	Ken Hammond, West Va. Tech	27	334	274	942	34.9
1958	John Lee Butcher, Pikeville	27	330	210	870	32.2
1959	Paul Wilcox, Davis & Elkins	23	289	195	773	33.6
1960	Don Perrelli, Southern Conn. St.	22	263	168	694	31.5
1961	Lebron Bell, Bryant	14	174	114	462	33.0
1962	Willie Shaw, Lane	18	239	115	593	32.9
1963	Earl Glass, Miss. Industrial	19	322	171	815	42.9
1964	Willie Shaw, Lane	18	303	121	727	40.4
1965	Thales McReynolds, Miles	18	294	118	706	39.2
1966	Paul Crissman, Vanguard	23	373	90	836	36.3
1967	Earl Monroe, Winston-Salem	32	509	311	*1,329	41.5
1968	Mike Davis, Virginia Union	25	351	206	908	36.3
1969	John Rinka, Kenyon	26	340	202	882	33.9
1970	John Rinka, Kenyon	23	354	234	942	41.0

Season	Player, Team	G	FG	FT	Pts.	Avg.
1971	Bo Lamar, La.-Lafayette	29	424	196	1,044	36.0
1972	Travis Grant, Kentucky St.	33	*539	226	1,304	39.5
1973	Claude White, Elmhurst	18	248	101	597	33.2
1974	Aaron James, Grambling	27	366	137	869	32.2
1975	Ron Barrow, Southern U.	23	296	115	707	30.7
1976	Ron Barrow, Southern U.	27	318	136	772	28.6
1977	Ed Murphy, Merrimack	28	369	158	896	32.0
1978	Harold Robertson, Lincoln (Mo.)	28	408	149	965	34.5
1979	Bo Clark, UCF	23	315	97	727	31.6
1980	Bill Fennelly, Central Mo. St.	28	337	189	863	30.8
1981	Gregory Jackson, St. Paul's	26	267	183	717	27.6
1982	John Ebeling, Fla. Southern	32	286	284	856	26.8
1983	Danny Dixon, Alabama A&M	27	379	152	910	33.7
1984	Earl Jones, Dist. Columbia	22	215	200	630	28.6
1985	Ernest Lee, Clark Atlanta	29	380	230	990	34.1
1986	Ernest Lee, Clark Atlanta	28	314	191	819	29.3

Season	Player, Team	G	FG	3FG	FT	Pts.	Avg.
1987	Ernest Lee, Clark Atlanta	29	326	35	174	861	29.7
1988	Daryl Cambrelen, Southampton	25	242	32	170	686	27.4
1989	Steve delaveaga, Cal Lutheran	28	278	79	151	786	28.1
1990	A.J. English, Virginia Union	30	333	65	270	1,001	33.4
1991	Gary Mattison, St. Augustine's	26	277	53	159	766	29.5
1992	George Gilmore, Chaminade	28	280	82	238	880	31.4
1993	Darrin Robinson, Sacred Heart	26	313	75	130	831	32.0
1994	Kwame Martin, Clarion	26	264	126	191	845	32.5
1995	Carlos Knox, IUPUI	29	284	39	218	825	28.4
1996	Brett Beeson, Minn. St. Moorhead	27	305	58	232	900	33.3

Season	Player, Team	G	FG	3FG	FT	Pts.	Avg.
1997	Dan Sancomb, Wheeling Jesuit.....	27	295	11	125	726	26.9
1998	Carlos Knox, IU/PUI.....	26	238	96	209	781	30.0
1999	Eddie Robinson, Central Okla.....	26	305	24	95	729	28.0
2000	David Evans, BYU-Hawaii.....	28	300	48	134	782	27.9
2001	Marlon Dawson, Central Okla.....	26	206	101	155	668	25.7
2002	Angel Figueroa, Dowling.....	25	216	79	143	654	26.2
2003	Ron Christy, Post.....	29	295	64	134	788	27.2
2004	Lewis Muse, Concord.....	26	308	0	125	741	28.5
2005	David Logan, Indianapolis.....	29	291	121	126	829	28.6
2006	Tayron Thomas, Philadelphia U.....	31	298	42	260	898	29.0

\*record

### Field-Goal Percentage

Season	Player, Team	G	FG	FGA	Pct.
1949	Vern Mikkelsen, Hamline.....	30	203	377	53.8
1950	Nate DeLong, Wis.-River Falls.....	29	287	492	58.3
1951	Johnny O'Brien, Seattle.....	33	248	434	57.1
1952	Forrest Hamilton, Missouri St.....	30	147	246	59.8
1953	Bob Buis, Carleton.....	21	149	246	60.6
1954	Paul Lauritzen, Augustana (Ill.).....	19	158	251	62.9
1955	Jim O'Hara, UC Santa Barb.....	24	140	214	65.4
1956	Logan Gipe, Ky. Wesleyan.....	22	134	224	59.8
1957	John Wilfred, Winston-Salem.....	30	229	381	60.1
1958	Bennie Swain, Texas Southern.....	35	363	587	61.8
1959	Dick O'Meara, Babson.....	18	144	225	64.0
1960	Edwin Cox, Howard Payne.....	26	126	194	64.9
1961	Tony Solomon, St. Paul's.....	20	94	149	63.1
1962	Tom Morris, St. Paul's.....	17	108	168	64.3
1963	Howard Trice, Howard Payne.....	26	168	237	70.9
1964	Robert Springer, Howard Payne.....	24	119	174	68.4
1965	Harold Booker, Cheyney.....	24	144	198	72.7
1966	Harold Booker, Cheyney.....	27	170	240	70.8
1967	John Dickson, Arkansas St.....	24	214	308	69.5
1968	Edward Phillips, Alabama A&M.....	22	154	210	73.3
1969	Marvin Lewis, Southampton.....	24	271	375	72.3
1970	Travis Grant, Kentucky St.....	31	482	688	70.1
1971	Edward Phillips, Alabama A&M.....	24	159	221	71.9
1972	Don Manley, Otterbein.....	23	146	207	70.5
1973	Glynn Berry, Southampton.....	26	191	302	63.2
1974	Kirby Thurston, Western Caro.....	25	242	367	65.9
1975	Gerald Cunningham, Kentucky St.....	29	280	411	68.1
1976	Thomas Blue, Elizabeth City St.....	24	270	388	69.6
1977	Kelvin Hicks, NYIT.....	24	161	232	69.4
1978	Ron Ripley, Wis.-Green Bay.....	32	162	239	67.8
1979	Carl Bailey, Tuskegee.....	27	210	307	68.4
1980	Ray Strozier, Central Mo. St.....	28	142	195	72.8
1981	Matthew Cornegay, Tuskegee.....	26	177	247	71.7
1982	Matthew Cornegay, Tuskegee.....	29	208	278	74.8
1983	Rudy Burton, Elizabeth City St.....	24	142	201	70.6
1984	Maurice Stafford, North Ala.....	34	198	264	75.0
1985	Todd Linder, Tampa.....	31	219	306	71.6
1986	Todd Linder, Tampa.....	28	204	291	70.1
1987	Todd Linder, Tampa.....	32	282	375	*75.2
1988	Louis Newsome, North Ala.....	29	192	266	72.2
1989	Tom Schurfranz, Bellarmine.....	28	164	240	68.2
1990	Ulysses Hackett, S.C. Upstate.....	32	301	426	70.7
1991	Tom Schurfranz, Bellarmine.....	30	245	339	72.3
1992	Brian Moten, West Ga.....	26	141	192	73.4
1993	Chad Scott, California (Pa.).....	28	173	245	70.6
1994	Chad Scott, California (Pa.).....	30	178	245	72.7
1995	John Pruett, SIU Edwardsville.....	26	138	193	71.5
1996	Kyle Kirby, IPFW.....	26	133	195	68.2
1997	Andy Robertson, Fla. Southern.....	32	183	269	68.0
1998	Anthony Russell, West Fla.....	28	191	284	67.3
1999	DaVonn Harp, Kutztown.....	27	140	205	68.3
2000	Shaun Bass, Drury.....	28	156	237	65.8
2001	Charles Ward, St. Augustine's.....	27	159	243	65.4
2002	Brett Barnard, Le Moyne.....	27	141	211	66.8
2003	Anthony Greenup, Shaw.....	30	172	242	71.1
2004	Anthony Greenup, Shaw.....	24	210	296	70.9
2005	Callistus Eziukwu, Grand Valley St.....	28	157	213	73.7
2006	Chris Gilliam, Pitt-Johnstown.....	27	199	290	68.6

\*record

### Three-Point Field Goals Made Per Game

Season	Player, Team	G	3FG	Avg.
1987	Bill Harris, Northern Mich.....	27	117	4.3
1988	Alex Williams, Sacramento St.....	30	*167	5.6
1989	Robert Martin, Sacramento St.....	28	118	4.2
1990	Gary Paul, Indianapolis.....	28	110	3.9
1991	Shawn Williams, Central Okla.....	29	129	4.4
1992	Jason Garrow, Augustana (S.D.).....	27	135	5.0
1993	Ray Gutierrez, California (Pa.).....	29	142	4.9

Season	Player, Team	G	3FG	Avg.
1994	Kwame Morton, Clarion.....	26	126	4.8
1995	Eric Kline, Northern St.....	30	148	4.9
1996	Daren Alix, Merrimack.....	28	114	4.1
1997	Reece Gliko, Mont. St.-Billings.....	28	135	4.8
1998	Antonio Harris, LeMayne-Owen.....	26	119	4.6
1999	Antonio Harris, LeMayne-Owen.....	26	126	4.8
2000	Markus Hallgrimson, Mont. St.-Billings.....	26	160	*6.2
2001	Blake Johnson, Edinboro.....	28	111	4.0
2002	Danny Phillips, Mont. St.-Billings.....	28	120	4.3
2003	Jed Bedford, Columbus St.....	32	135	4.2
2004	Mike Taylor, West Virginia St.....	32	140	4.4
2005	Yandel Brown, Columbus St.....	32	148	4.6
2006	Cameron Munoz, Mont. St.-Billings.....	28	147	5.3

\*record


### Three-Point Field-Goal Percentage

Season	Player, Team	G	3FG	3FGA	Pct.
1987	Charles Byrd, West Tex. A&M.....	31	95	168	56.5
1988	Ray Lee, Hampton.....	24	39	60	*65.0
1989	Aaron Baker, Mississippi Col.....	27	69	117	59.0
1990	Mark Willey, Fort Hays St.....	29	49	81	60.5
1991	Scott Martin, Rollins.....	28	114	201	56.7
1992	Jeff Duvall, Oakland City.....	30	49	91	53.8
1993	Greg Wilkinson, Oakland City.....	32	82	152	53.9
1994	Todd Jones, Southern Ind.....	29	56	105	53.3
1995	Aaron Fehler, Oakland City.....	26	73	121	†60.3
1996	Matt Hopson, Oakland City.....	31	84	145	57.9
1997	Adam Harness, Oakland City.....	26	39	68	57.4
1998	Todd Woelfe, Oakland City.....	27	87	162	53.7
1999	John Cabanilla, Oakland City.....	29	46	85	54.1
2000	Jasen Gast, Incarnate Word.....	26	39	72	54.2
2001	Bobby Hoegh, Southwest Baptist.....	23	72	147	49.0
2002	Jared Ramirez, Northern Colo.....	27	60	115	52.2
2003	Ben Nemmers, North Dakota St.....	30	83	159	52.2
2004	Derek Archer, Wayne St. (Neb.).....	28	77	142	54.2
2005	Shawn Opunui, BYU-Hawaii.....	29	77	142	54.2
2005	Justin Belcastro, Fairmont St.....	27	69	134	51.5
2006	Rich Davis, Grand Canyon.....	27	107	210	51.0

\*record for minimum 35 made; †record for minimum 50 made

### Free-Throw Percentage

Season	Player, Team	G	FT	FTA	Pct.
1948	Frank Cochran, Delta St.....	22	36	43	83.7
1949	Jim Walsh, Spring Hill.....	25	62	75	82.7
1950	Dean Ehlers, Central Methodist.....	33	186	213	87.3
1951	Jim Hoverder, Central Mo. St.....	23	75	85	88.2
1952	Jim Fenton, Akron.....	24	104	121	86.0



**Chris Gilliam of Pittsburgh-Johnstown led the nation in field-goal percentage in 2005-06. Gilliam connected on 199 of 290 field-goal attempts for a national-best 68.6 percent.**

Photo courtesy of Pittsburgh-Johnstown Sports Information



Photo courtesy of Phil Ellsworth/Cal State Stanislaus Sports Information



**Marcus Martinez of Cal State Stanislaus made 75 of his 80 free-throw tries in 2005-06 to lead the country with a 93.8 percentage. That ranks him 10th all-time for single-season free-throw percentage.**

Season	Player, Team	G	FT	FTA	Pct.
1953	Dick Parfitt, Central Mich.	22	93	105	88.6
1954	Bill Parrott, David Lipscomb	24	174	198	87.9
1955	Pete Kovacs, Monmouth (Ill.)	20	175	199	87.9
1956	Fred May, Loras	22	127	146	87.0
1957	Jim Sutton, South Dakota St.	22	127	138	92.0
1958	Arnold Smith, Allen	22	103	113	91.2
1959	Bill Reece, Lenoir-Rhyne	27	84	92	91.3
1960	Ron Slaymaker, Emporia St.	20	80	88	90.9
1961	Harvey Rosen, Wilkes	22	105	115	91.3
1962	Wayne Mahone, Stephen F. Austin	26	76	84	90.5
1963	Jon Hagen, Minn. St. Mankato	25	76	82	92.7
1964	Steve Nisenson, Hofstra	28	230	252	91.3
1965	Jon Hagen, Minn. St. Mankato	23	103	112	92.0
1966	Jack Cryan, Rider	25	182	198	91.9
1967	Kent Andrews, McNeese St.	22	101	110	91.8
1968	Kent Andrews, McNeese St.	24	85	90	94.4
1969	Joe Cullen, Hartwick	18	96	103	93.2
1970	John Rinka, Kenyon	23	234	263	89.0
1971	Ed Roeth, Defiance	26	138	152	90.8
1972	Jeff Kuntz, St. Norbert	25	142	155	91.6
1973	Bob Kronisch, Brooklyn	30	93	105	88.6
1974	Terry Gill, New Orleans	30	97	105	92.4
1975	Clarence Rand, Alabama St.	29	91	101	90.1
1976	Billy Newton, Morgan St.	28	85	90	94.4
1977	Emery Sammons, Philadelphia U.	28	145	157	92.4
1978	Dana Skinner, Merrimack	28	142	154	92.2
1979	Jack Sparks, Bentley	28	76	84	90.5
1980	Grey Giovanine, Central Mo. St.	28	75	83	90.4
1981	Ted Smith, SIU Edwardsville	26	67	73	91.8
1982	Carl Gonder, Augustana (S.D.)	27	86	93	92.5
1983	Joe Scalfani, New Haven	28	86	98	87.8
1984	Darrell Johnston, Southern N.H.	29	74	81	91.4
1985	Tom McDonald, South Dakota St.	33	88	97	90.7
1986	Todd Mezzulo, Alas. Fairbanks	27	114	125	91.2
1987	Mike Sanders, Northern Colo.	28	82	87	94.3
1988	Charles Byrd, West Tex. A&M	29	92	99	92.8
1989	Mike Boschee, North Dakota	28	71	77	92.2
1990	Mike Morris, Ala.-Huntsville	28	114	125	91.2
1991	Ryun Williams, South Dakota	30	114	125	91.2
1992	Hal McManus, Lander	28	110	119	92.4
1993	Jason Williams, New Haven	27	115	125	92.0
1994	Jay Harrie, Mont. St.-Billings	26	86	92	93.5
1995	Jim Borodawka, Mass.-Lowell	27	74	80	92.5
1996	Paul Cluxton, Northern Ky.	32	100	108	92.6
1997	Paul Cluxton, Northern Ky.	35	94	94	*100.0
1998	Troy Nesmith, Gannon	27	146	158	92.4
1999	Travis Starns, Colorado Mines	26	87	93	93.5
2000	Jason Kreider, Michigan Tech	31	84	91	92.3
2001	C.J. Cowgill, Chaminade	22	113	119	95.0
2002	Curtis Small, Southampton	29	109	116	94.0
2003	Aaron Farley, Harding	30	137	146	93.8
2004	Ralph Steele, Seattle Pacific	27	82	90	91.1
2005	Luqman Jaaber, Virginia Union	34	125	139	89.9
2006	Marcus Martinez, Cal St. Stanislaus	27	75	80	93.8

\*record

### Rebound Average

Season	Player, Team	G	Reb.	Avg.
1951	Walter Lenz, Frank. & Marsh.	17	338	19.9
1952	Charley Wrinn, Trinity (Conn.)	19	486	25.6
1953	Ellerbe Neal, Wofford	23	609	26.5
1954	R.C. Owens, Albertson	25	677	27.1
1955	Tom Hart, Middlebury	22	649	29.5
1956	Tom Hart, Middlebury	21	620	*29.5
1957	Jim Smith, Steubenville	26	651	25.0
1958	Marv Becker, Widener	18	450	25.0
1959	Jim Davis, King's (Pa.)	17	384	22.6
1960	Jackie Jackson, Virginia Union	19	424	†24.1
1961	Jackie Jackson, Virginia Union	26	641	24.7
1962	Jim Ahrens, Buena Vista	28	682	24.4
1963	Gerry Govan, St. Mary's (Kan.)	18	445	24.7
1964	Ernie Brock, Virginia St.	24	597	24.9
1965	Dean Sandifer, Lakeland	23	592	25.7
1966	Frank Stroncsek, American Int'l	26	717	27.6
1967	Frank Stroncsek, American Int'l	25	602	24.1
1968	Ron Horton, Delaware St.	23	543	23.6
1969	Wilbert Jones, Albany St. (Ga.)	28	670	23.9
1970	Russell Jackson, Southern U.	22	544	24.7
1971	Tony Williams, St. Francis (Me.)	24	599	25.0
1972	No rankings			
1973	No rankings			
1974	Larry Johnson, Prairie View	23	519	22.6
1975	Major Jones, Albany St. (Ga.)	27	608	22.5
1976	Major Jones, Albany St. (Ga.)	24	475	19.8
1977	Andre Means, Sacred Heart	32	516	16.1
1978	Scott Mountz, California (Pa.)	24	431	18.0
1979	Keith Smith, Shaw	20	329	16.5
1980	Ricky Mahorn, Hampton	31	490	15.8
1981	Earl Jones, Dist. Columbia	25	333	13.3
1982	Donnie Carter, Tuskegee	29	372	12.8
1983	David Binion, N.C. Central	25	400	16.0
1984	Jerome Kersey, Longwood	27	383	14.2
1985	Charles Oakley, Virginia Union	31	535	17.3
1986	Raheem Muhammad, Wayne St. (Mich.)	31	428	13.8
1987	Andre Porter, Southampton	23	309	13.4
1988	Anthony Ikeobi, Clark Atlanta	27	380	14.1
1989	Toby Barber, Winston-Salem	24	327	13.6
1990	Leroy Gasque, Morris Brown	24	375	15.6
1991	Sheldon Owens, Shaw	27	325	12.0
1992	David Allen, Wayne St. (Neb.)	28	362	12.9
1993	James Hector, American Int'l	28	389	13.9
1994	Pat Armour, Jacksonville St.	25	363	14.5
1995	Lorenzo Poole, Albany St. (Ga.)	26	417	16.0
1996	J.J. Sims, West Ga.	28	374	13.4
1997	Kebu Stewart, Cal St. Bakersfield	33	442	13.4
1998	Antonio Garcia, Ky. Wesleyan	33	457	13.8
1999	Antonio Garcia, Ky. Wesleyan	37	540	14.6
2000	Howard Jackson, Lincoln Memorial	24	321	13.4
2001	Colin Duchacme, Longwood	31	490	15.8
2002	Danny Jones, Tarleton St.	33	416	13.0
2003	Billy McDaniel, Ark.-Monticello	27	345	12.8
2004	Jack Bain, UC-Colo. Spgs.	27	336	12.4
2005	Ramel Allen, Bridgeport	30	423	14.1
2006	Raheem Lowery, Dowling	27	342	12.7

\*record; †Championship determined by highest individual recoveries out of total by both teams in all games.

### Assist Average

Season	Player, Team	G	Ast.	Avg.
1989	Steve Ray, Bridgeport	32	*400	*12.5
1990	Steve Ray, Bridgeport	33	385	11.7
1991	Adrian Hutt, Metro St.	28	285	10.2
1992	Tony Smith, Pfeiffer	35	349	10.0
1993	Demetri Beekman, Assumption	23	264	11.5
1994	Ernest Jenkins, N.M. Highlands	27	277	10.3
1995	Ernest Jenkins, N.M. Highlands	27	291	10.8
1996	Bobby Banks, Metro St.	27	244	9.0
1997	Emanuel Richardson, Pitt-Johnstown	27	235	8.7
1998	Emanuel Richardson, Pitt-Johnstown	29	260	9.0
1999	Shawn Brown, Merrimack	27	223	8.3
2000	Todd Chappell, Texas Wesleyan	27	263	9.7
2001	Javar Cheatham, Gannon	30	283	9.4
2002	Pai Delany, St. Anselm	30	234	7.8
2003	Clayton Smith, Metro St.	33	274	8.3
2004	Deshawn Bowman, Columbus St.	27	220	8.1
2005	Darnell Miller, West Ga.	28	219	7.8
2006	Ryan Nelson, Grand Canyon	27	263	9.7

\*record



### Blocked-Shot Average

Season	Player, Team	G	Blk.	Avg.
1993	Antonio Harvey, Pfeiffer.....	29	155	*5.3
1994	Johnny Tyson, Central Okla. ....	27	126	4.7
1995	Kino Outlaw, Mount Olive.....	28	124	4.4
1996	John Burke, Southampton.....	28	142	5.1
1997	Garth Joseph, St. Rose.....	34	124	3.6
1998	James Doyle, Concord.....	30	*157	5.2
1999	Chandar Bingham, Virginia Union .....	27	95	3.5
2000	Josh Stanhiser, Columbia Union .....	25	87	3.5
2001	Jason Roseto, Edinboro.....	23	97	4.2
2002	George Bailey, Lock Haven .....	20	79	4.0
2003	Aaron Davis, Southern Conn. St.....	25	103	4.1
2004	Kenyon Gamble, Tuskegee.....	28	142	5.1
2005	Ramel Allen, Bridgeport.....	30	146	4.9
2006	Bryan Grier, Wingate.....	31	151	4.9

\*record

### Steal Average

Season	Player, Team	G	Stl.	Avg.
1993	Marcus Stubblefield, Queens (N.C.) .....	28	110	3.9
1994	Ken Francis, Molloy.....	27	116	4.3
1995	Shannon Holmes, NYIT.....	30	110	3.7
1996	David Clark, Bluefield St.....	31	118	3.8
1997	Devin Herring, Pitt.-Johnstown .....	27	122	4.5
1998	Terrance Gist, S.C. Upstate.....	29	122	4.2
1999	Wayne Copeland, Lynn.....	31	125	4.0
2000	Wayne Copeland, Lynn.....	26	129	*5.0
2001	J.R. Gamble, Queens (N.C.) .....	32	*139	4.3
2002	Shahar Golan, Assumption .....	30	106	3.5
2003	Gerry McNair, C.W. Post.....	30	103	3.4
2004	Luqman Jaaber, Virginia Union .....	30	103	3.4
2005	Shaun McKie, Salem Int'l.....	31	111	3.6
2006	Drew Williamson, Metro St.....	31	114	3.7

\*record

## Annual Team Champions

### Won-Lost Percentage

Season	Team	Won	Lost	Pct.
1968	Monmouth.....	27	2	.931
1969	Alcorn St.....	26	1	.963
1970	Central Wash.....	31	2	.939
1971	Kentucky St.....	31	2	.939
1972	Olivet.....	22	1	.957
1973	Coe.....	24	1	.960
1974	West Ga.....	29	4	.879
1975	Bentley.....	23	2	.920
1976	Philadelphia U.....	25	3	.893
1977	Clarion.....	27	3	.900
	Kentucky St.....	27	3	.900
	Towson.....	27	3	.900
1978	Wis.-Green Bay.....	30	2	.938
1979	Roanoke.....	25	3	.893
1980	Alabama St.....	32	2	.941
1981	Mt. St. Mary's.....	28	3	.903
1982	Cheyney.....	28	3	.903
1983	Dist. Columbia.....	29	3	.906
1984	Norfolk St.....	29	2	.935
1985	Jacksonville St.....	31	1	.969
	Virginia Union.....	31	1	.969
1986	Wright St.....	28	3	.903
1987	Norfolk St.....	28	3	.903
1988	Fla. Southern.....	31	3	.912
1989	UC Riverside.....	30	4	.882
1990	Ky. Wesleyan.....	31	2	.939
1991	Southwest Baptist.....	29	3	.906
1992	California (Pa.).....	31	2	.939
1993	Cal St. Bakersfield.....	33	0	1.000
1994	Philadelphia U.....	29	2	.935
1995	Jacksonville St.....	24	1	.960
1996	Fort Hays St.....	34	0	1.000
1997	Fort Hays St.....	29	2	.935
1998	UC Davis.....	31	2	.939
1999	Ky. Wesleyan.....	35	2	.946
2000	Fla. Southern.....	32	2	.941
2001	Adelphi.....	31	1	.969
2002	Cal St. San B'dino.....	28	2	.933
	Northeastern St.....	28	2	.933
2003	Northeastern St.....	32	3	.914
2004	Metro St.....	32	3	.914
2005	Virginia Union.....	30	4	.882
	Findlay.....	30	4	.882
2006	Delta St.....	30	2	.938

### Scoring Offense

Season	Team	G	W-L	Pts.	Avg.
1948	St. Anselm.....	19	12-7	1,329	69.9
1949	Charleston (W.V.).....	26	18-8	2,023	77.8
1950	Charleston (W.V.).....	31	22-9	2,477	79.9
1951	Beloit.....	23	18-5	1,961	85.3
1952	Lambuth.....	22	17-5	1,985	90.2
1953	Arkansas Tech.....	21	20-1	1,976	94.1
1954	Montclair St.....	22	18-4	2,128	96.7
1955	West Va. Tech.....	20	15-5	2,150	107.5

Season	Team	G	W-L	Pts.	Avg.
1956	West Va. Tech.....	22	16-6	2,210	100.5
1957	West Va. Tech.....	29	26-3	2,976	102.6
1958	West Va. Tech.....	29	24-5	2,941	101.4
1959	Grambling.....	29	28-1	2,764	95.3
1960	Mississippi Col.....	19	15-4	2,169	114.2
1961	Lawrence Tech.....	25	19-6	2,409	96.4
1962	Troy.....	25	20-5	2,402	96.1
1963	Miles.....	21	17-4	2,011	95.8
1964	Benedict.....	27	19-8	2,730	101.1
1965	Ark.-Pine Bluff.....	26	22-4	2,655	102.1
1966	Southern Cal College.....	23	15-8	2,480	107.8
1967	Lincoln (Mo.).....	27	24-3	2,925	108.3
1968	Stillman.....	26	17-9	2,898	111.5
1969	Norfolk St.....	25	21-4	2,653	106.1
1970	Norfolk St.....	26	19-7	2,796	107.5
1971	Savannah St.....	29	18-11	3,051	105.2
1972	Florida A&M.....	28	18-10	2,869	102.5
1973	Md.-East Shore.....	31	26-5	2,974	95.9
1974	Texas Southern.....	28	15-13	2,884	103.0
1975	Prairie View.....	26	16-10	2,774	106.7
1976	Southern U.....	27	13-14	2,637	97.7
1977	Virginia Union.....	30	25-5	2,966	98.9
1978	Merrimack.....	28	22-6	2,606	93.1
1979	Armstrong Atlantic.....	27	21-6	2,626	97.3
1980	Ashland.....	27	11-16	2,514	93.1
1981	Virginia St.....	31	20-11	2,761	89.1
1982	Alabama St.....	28	22-6	2,429	86.8
1983	Virginia St.....	29	19-10	2,802	96.6
1984	Southern N.H.....	29	18-11	2,564	88.4
1985	Alabama A&M.....	31	21-10	2,881	92.9
1986	Alabama A&M.....	32	23-9	2,897	90.5
1987	Alabama A&M.....	30	23-7	2,826	94.2
1988	Oakland.....	28	19-9	2,685	95.9
1989	Stonehill.....	32	23-9	3,244	101.4
1990	Jacksonville St.....	29	24-5	2,872	99.0
1991	Troy.....	30	22-8	3,259	108.6
1992	Troy.....	29	23-6	3,513	*121.1
1993	Central Okla.....	29	23-6	3,293	113.6
1994	Central Okla.....	27	17-10	2,782	103.0
1995	Central Okla.....	30	23-7	3,219	107.3
1996	Central Okla.....	29	19-10	2,933	101.1
1997	Mont. St.-Billings.....	28	22-6	2,904	103.7
1998	Mont. St.-Billings.....	28	21-7	2,945	105.2
1999	Central Okla.....	27	16-11	2,657	98.4
2000	Mont. St.-Billings.....	26	17-9	2,460	94.6
2001	Mont. St.-Billings.....	27	18-9	2,648	98.1
2002	Mont. St.-Billings.....	28	21-7	2,559	91.4
2003	Pfeiffer.....	31	22-9	2,926	94.4
2004	Pfeiffer.....	34	31-3	3,278	96.4
2005	Pfeiffer.....	32	27-5	3,042	95.1
2006	West Liberty St.....	29	21-8	2,841	98.0

\*record

### Scoring Defense

Season	Team	G	W-L	Pts.	Avg.
1948	Miss. Industrial.....	15	13-2	436	±29.1
1949	Gordon.....	20	16-4	655	32.8
1950	Tex. A&M-Corp. Chris.....	26	25-1	1,030	39.6

Season	Team	G	W-L	Pts.	Avg.
1951	St. Martin's	24	11-13	1,137	47.4
1952	Truman	19	12-7	876	46.1
1953	Sacramento St.	26	18-8	1,381	53.1
1954	Sacramento St.	18	9-9	883	49.1
1955	Amherst	22	16-6	1,233	56.0
1956	Amherst	22	16-6	1,277	58.0
1957	Stephen F. Austin	26	23-3	1,337	51.4
1958	McNeese St.	23	19-4	1,068	46.4
1959	Humboldt St.	23	14-9	1,166	50.7
1960	Wittenberg	24	22-2	1,122	46.8
1961	Wittenberg	29	25-4	1,270	43.8
1962	Wittenberg	26	21-5	1,089	41.9
1963	Wittenberg	28	26-2	1,285	45.9
1964	Wittenberg	23	18-5	1,186	51.6
1965	Cheyney	25	24-1	1,393	55.7
1966	Chicago	16	12-4	894	55.9
1967	Ashland	24	21-3	1,025	42.7
1968	Ashland	30	23-7	1,164	38.8
1969	Ashland	30	26-4	1,017	33.9
1970	Ashland	27	23-4	1,118	41.4
1971	Ashland	28	25-3	1,523	54.4
1972	Chicago	20	16-4	1,132	56.6
1973	Steubenville	29	22-7	1,271	43.8
1974	Steubenville	26	14-12	1,336	51.4
1975	Cal Poly	26	15-11	1,590	61.2
1976	Wis.-Green Bay	29	21-8	1,768	61.0
1977	Wis.-Green Bay	29	26-3	1,682	58.0
1978	Wis.-Green Bay	32	30-2	1,682	52.6
1979	Wis.-Green Bay	32	24-8	1,612	50.4
1980	Wis.-Green Bay	27	15-12	1,577	58.4
1981	San Fran. St.	26	17-9	1,463	56.3
1982	Cal Poly	29	23-6	1,537	53.0
1983	Cal Poly	28	18-10	1,553	55.5
1984	Cal Poly	28	20-8	1,458	52.1
1985	Cal Poly	27	16-11	1,430	53.0
1986	Lewis	30	24-6	1,702	56.7
1987	Denver	29	20-9	1,844	63.6
1988	N.C. Central	29	26-3	1,683	58.0
1989	N.C. Central	32	28-4	1,791	56.0
1990	Humboldt St.	31	20-11	1,831	59.1
1991	Minn. Duluth	32	27-5	1,899	59.3
1992	Pace	30	23-7	1,517	50.6
1993	Philadelphia U.	32	30-2	1,898	59.3
1994	Pace	29	19-10	1,715	59.1
1995	Armstrong Atlantic	31	20-11	1,929	62.2
1996	Coker	26	16-10	1,592	61.2
1997	Fort Hays St.	31	29-2	1,837	59.3
1998	Presbyterian	28	16-12	1,704	60.9
1999	Incarinate Word	30	28-2	1,727	57.6
2000	Wingate	30	26-4	1,775	59.2
2001	Henderson St.	32	22-10	1,919	60.0
2002	Tusculum	28	15-13	1,600	57.1
2003	Barry	28	18-10	1,490	53.2
2004	Valdosta St.	29	25-4	1,514	52.2
2005	Adelphi	29	22-7	1,609	55.5
2006	Adelphi	32	27-5	1,749	54.7

†record since 1948

### Scoring Margin

Season	Team	Off.	Def.	Mar.
1950	Montana	77.4	57.7	19.7
1951	Eastern Ill.	84.7	57.9	26.8
1952	Texas St.	77.4	48.9	28.5
1953	Arkansas Tech	94.7	74.3	20.4
1954	Texas Southern	89.2	63.3	25.9
1955	Mt. St. Mary's	95.2	73.3	21.9
1956	Western Ill.	92.5	72.1	20.4
1957	West Va. Tech	102.6	77.2	25.4
1958	Tennessee St.	88.7	64.1	24.6
1959	Grambling	95.3	73.3	22.0
1960	Mississippi Col.	114.2	92.9	21.3
1961	Bryan	93.8	62.4	*31.4
1962	Mansfield	87.6	64.7	22.9
1963	Gorham St.	94.7	69.7	25.0
1964	Central Conn. St.	94.5	67.7	26.8
1965	Cheyney	80.7	55.7	25.0
1966	Cheyney	90.0	64.4	25.6
1967	Lincoln (Mo.)	108.3	82.2	26.1
1968	Western New Eng.	104.7	76.8	27.9
1969	Indiana (Pa.)	88.6	64.5	24.1
1970	Husson	106.1	79.0	27.1
1971	Kentucky St.	103.5	78.2	25.3

Season	Team	Off.	Def.	Mar.
1972	Brockport St.	93.8	70.3	23.5
1973	Wis.-Green Bay	71.2	52.1	19.1
1974	Alcorn St.	96.9	79.8	17.1
1975	Bentley	95.2	78.7	16.5
1976	UCF	94.8	78.4	16.4
1977	Texas Southern	88.4	71.9	16.5
1978	Wis.-Green Bay	68.8	52.6	16.2
1979	Roanoke	77.8	60.8	17.0
1980	UCF	91.7	72.1	19.6
1981	West Ga.	88.5	70.2	18.3
1982	Minn. Duluth	81.7	64.8	16.9
1983	Minn. Duluth	84.8	69.8	15.0
1984	Chicago St.	85.9	70.2	15.7
1985	Virginia Union	87.6	67.8	19.8
1986	Mt. St. Mary's	80.0	65.7	14.3
1987	Ky. Wesleyan	92.4	72.9	19.8
1988	Fla. Southern	89.6	70.5	19.1
1989	Virginia Union	88.2	69.6	18.6
1990	Ky. Wesleyan	97.3	76.8	20.5
1991	Ashland	99.8	78.2	21.6
1992	Oakland City	99.5	77.1	22.4
1993	Philadelphia U.	78.8	59.3	19.4
1994	Oakland City	87.8	65.5	22.3
1995	Jacksonville St.	101.2	77.6	23.6
1996	Fort Hays St.	92.1	70.2	21.9
1997	Fort Hays St.	84.1	59.3	24.8
1998	Oakland City	85.8	64.1	21.7
1999	Incarinate Word	78.5	57.6	21.0
2000	Metro St.	87.0	67.9	19.1
2001	Adelphi	85.3	65.7	19.7
2002	Ky. Wesleyan	91.3	72.7	18.6
2003	Ky. Wesleyan	88.9	72.7	16.3
2004	Metro St.	93.4	65.3	28.1
2005	Oakland City	83.5	63.2	20.3
2006	Pitt-Johnstown	80.1	62.9	17.2

\*record

### Field-Goal Percentage

Season	Team	FG	FGA	Pct.
1948	Tex. A&M-Commerce	445	1,119	39.8
1949	Missouri St.	482	1,106	43.6
1950	Tex. A&M-Corp. Chris.	555	1,290	43.0
1951	Beloit	773	1,734	44.6
1952	Missouri St.	890	1,903	46.8
1953	Lebanon Valley	637	1,349	47.2
1954	San Diego St.	675	1,502	44.9
1955	UC Santa Barb.	672	1,383	48.6
1956	UC Santa Barb.	552	1,142	48.3
1957	Alderson-Broaddus	1,006	2,094	48.0
1958	N.C. A&T	552	1,072	51.5
1959	Grambling	1,111	2,205	50.4
1960	William Carey	708	1,372	51.6
1961	Virginia Union	908	1,735	52.3
1962	West Va. Tech	871	1,575	55.3
1963	Lenoir-Rhyne	869	1,647	52.8
1964	LeMoyne-Owen	844	1,520	55.5
1965	Southern U.	1,036	1,915	54.1
1966	Howard Payne	932	1,710	54.5
1967	Alabama St.	874	1,555	56.2
1968	South Carolina St.	588	1,010	58.2
1969	Southampton	846	1,588	53.3
1970	Savannah St.	1,145	1,969	58.2
1971	Alabama St.	1,196	2,100	57.0
1972	Florida A&M	1,194	2,143	55.7
1973	Wis.-Green Bay	929	1,700	54.6
1974	Kentucky St.	1,252	2,266	55.3
1975	Kentucky St.	1,121	1,979	56.6
1976	Kentucky St.	1,093	1,753	*62.4
1977	Merrimack	1,120	2,008	55.8
1978	Wis.-Green Bay	840	1,509	55.7
1979	Morris Brown	980	1,763	55.6
1980	UNC Pembroke	849	1,544	55.0
1981	Bellarmine	851	1,561	54.5
1982	Fla. Southern	943	1,644	57.4
1983	Lewis	807	1,448	55.7
1984	Lewis	851	1,494	57.0
1985	Virginia Union	1,132	1,967	57.5
1986	Tampa	856	1,546	55.4
1987	Johnson Smith	995	1,817	54.8
1988	Fla. Southern	1,118	2,026	55.2
1989	Millersville	1,119	2,079	53.8
1990	S.C. Upstate	954	1,745	54.7

Season	Team	FG	FGA	Pct.
1991	S.C. Upstate	923	1,631	56.6
1992	S.C. Upstate	898	1,664	54.0
1993	Cal St. Bakersfield	1,002	1,849	54.2
1994	Southern Ind.	1,171	2,142	54.7
1995	High Point	862	1,603	53.8
1996	Fort Hays St.	1,158	2,145	54.0
1997	Oakland City	961	1,821	52.8
1998	West Tex. A&M	953	1,841	51.8
1999	South Dakota	835	1,631	51.2
2000	Mo. Western St.	845	1,621	52.1
2001	Southern Ind.	1,014	1,937	52.3
2002	Neb.-Kearney	899	1,762	51.0
2003	Michigan Tech	920	1,740	52.9
2004	BYU-Hawaii	824	1,573	52.4
2005	Colo. Christian	859	1,642	52.3
2006	Southern Ind.	1,042	1,974	52.8

\*record

### Field-Goal Percentage Defense

Season	Team	FG	FGA	Pct.
1978	Wis.-Green Bay	681	1,830	37.2
1979	Wis.-Green Bay	639	1,709	37.4
1980	Wis.-Parkside	688	1,666	41.3
1981	Central St. (Ohio)	675	1,724	39.2
1982	Minn. St. Mankato	699	1,735	40.3
1983	Central Mo. St.	746	1,838	40.6
1984	Norfolk St.	812	1,910	42.5
1985	Central Mo. St.	683	1,660	41.1
1986	Norfolk St.	782	1,925	40.6
1987	Denver	691	1,709	40.4
1988	Minn. Duluth	702	1,691	41.5
1989	N.C. Central	633	1,642	38.6
1990	Central Mo. St.	696	1,757	39.6
1991	Southwest Baptist	758	1,942	39.0
1992	Virginia Union	766	2,069	37.0
1993	Pfeiffer	767	2,028	37.8
1994	Virginia Union	705	1,966	35.9
1995	Virginia Union	723	1,973	36.6
1996	Virginia Union	718	1,944	36.9
1997	St. Rose	887	2,409	36.8
1998	Delta St.	705	1,930	36.5
1999	Delta St.	610	1,652	36.9
2000	Fla. Southern	702	1,887	37.2
2001	Tampa	631	1,723	36.6
2002	Tarleton St.	657	1,837	*35.8
2003	Tarleton St.	655	1,757	37.3
2004	Central Ark.	624	1,699	36.7
2005	Adelphi	539	1,432	37.6
2006	Adelphi	546	1,524	35.8

\*record

### Three-Point Field Goals Made Per Game

Season	Team	G	3FG	Avg.
1987	Northern Mich.	27	187	6.9
1988	Sacramento St.	30	303	10.1
1989	Central Okla.	27	280	10.4
1990	Stonehill	27	259	9.6
1991	Hillsdale	27	318	11.8
1992	Troy	29	*444	*15.3
1993	Hillsdale	28	366	13.1
1994	Hillsdale	25	315	12.6
1995	Hillsdale	29	330	11.4
1996	Mont. St.-Billings	28	304	10.9
1997	Mont. St.-Billings	28	394	14.1
1998	Mont. St.-Billings	28	375	13.4
1999	Mont. St.-Billings	28	355	12.7
2000	Mont. St.-Billings	26	294	11.3
2001	Mont. St.-Billings	27	284	10.5
2002	St. Anselm	30	301	10.0
2003	Bemidji St.	29	338	11.7
2004	Mont. St.-Billings	27	334	12.4
2005	Oakland City	31	394	12.7
2006	Mont. St.-Billings	28	360	12.9

\*record

### Three-Point Field-Goal Percentage

Season	Team	G	3FG	3FGA	Pct.
1987	St. Anselm	30	97	189	51.3
1988	Winston-Salem	28	98	182	*53.8
1989	Mississippi Col.	27	144	276	52.2

Season	Team	G	3FG	3FGA	Pct.
1990	Shaw	27	74	143	51.7
1991	Rollins	28	278	585	47.5
1992	Oakland City	30	244	486	50.2
1993	Oakland City	32	215	465	46.2
1994	Oakland City	28	225	495	45.5
1995	Oakland City	30	256	561	45.6
1996	Oakland City	31	260	537	48.4
1997	Oakland City	30	311	651	47.8
1998	Michigan Tech	31	267	613	43.6
1999	South Dakota	29	258	577	44.7
2000	Eckerd	28	156	366	42.6
2001	Mesa St.	27	152	346	43.9
2002	Michigan Tech	30	216	499	43.3
2003	Michigan Tech	32	252	581	43.4
2004	Alas. Anchorage	30	280	612	45.8
2005	Colo. Christian	28	220	493	44.6
2006	Grand Canyon	27	286	640	44.7

\*record

### Free-Throw Percentage

Season	Team	FT	FTA	Pct.
1948	Charleston (W.V.)	446	659	67.7
1949	Linfield	276	402	68.7
1950	Jacksonville St.	452	613	73.7
1951	Millikin	603	846	71.3
1952	Eastern Ill.	521	688	75.7
1953	Upsala	513	69	74.0
1954	Central Mich.	376	509	73.9
1955	Mississippi Col.	559	733	76.3
1956	Wheaton (Ill.)	625	842	74.2
1957	Wheaton (Ill.)	689	936	73.6
1958	Wheaton (Ill.)	517	689	75.0
1959	Wabash	418	545	76.7
1960	Allen	225	297	75.8
1961	Missouri St.	453	605	74.9
1962	Lenoir-Rhyne	477	599	79.6
1963	Hampden-Sydney	442	559	79.1
1964	Western Caro.	492	621	79.2
1965	Mississippi Col.	529	663	79.8
1966	Athens St.	631	802	78.7
1967	Northwestern St.	528	678	77.9
1968	Kenyon	684	858	79.7
1969	Kenyon	583	727	80.2
1970	Wooster	571	714	80.0
1971	South Ala.	422	518	81.5
1972	Clark Atlanta	409	520	78.7
1973	Rockford (Ill.)	367	481	76.3
1974	New Orleans	537	701	76.6
1975	Alabama St.	456	565	80.7
1976	Alabama St.	451	576	78.3
1977	Puget Sound	495	637	77.7
1978	Merrimack	508	636	79.9
1979	Bentley	506	652	77.6
1980	Philadelphia U.	436	549	79.4
1981	Coppin St.	401	514	78.0
1982	Fla. Southern	726	936	77.6
1983	Transylvania	463	606	76.4
1984	Transylvania	491	639	76.8
1985	Minn. St. Mankato	349	445	78.4
1986	Southern N.H.	507	672	75.4
1987	Columbus St.	339	433	78.3
1988	Rollins	631	795	79.4
1989	Rollins	477	607	78.6
1990	Rollins	449	582	77.1
1991	Lenoir-Rhyne	441	564	78.2
1992	Adams St.	397	512	77.5
1993	Philadelphia U.	491	630	77.9
1994	West Liberty St.	473	602	78.6
1995	Western St.	469	603	77.8
1996	South Dakota	501	648	77.3
1997	Hawaii-Hilo	471	606	77.7
1998	Gannon	473	573	*82.5
1999	Minn. Duluth	430	547	78.6
2000	Bemidji St.	386	492	78.5
2001	Morningside	383	485	79.0
2002	St. Cloud St.	461	587	78.5
2003	South Dakota	452	566	79.9
2004	Seattle Pacific	455	573	79.4
2005	St. Anselm	549	676	81.2
2006	Western Wash.	590	751	78.6

\*record

### Rebound Margin

Season	Team	Off.	Def.	Mar.
1976	Mississippi Val.	63.9	39.5	*24.4
1977	Philadelphia U.	38.7	24.1	14.6
1978	Mass.-Lowell	49.0	37.5	11.5
1979	Dowling	48.2	32.6	15.6
1980	Ark.-Pine Bluff	40.3	25.9	14.4
1981	Wis.-Green Bay	40.6	26.5	14.1
1982	Central St. (Ohio)	48.0	37.2	10.8
1983	Hampton	50.2	38.5	11.8
1984	California (Pa.)	46.4	33.1	13.3
1985	Virginia Union	44.1	32.0	12.1
1986	Tampa	39.9	28.0	11.8
1987	Millersville	44.7	33.8	10.9
1988	Clark Atlanta	44.7	32.5	12.1
1989	Hampton	46.7	36.3	10.3
1990	Fla. Atlantic	41.0	29.4	11.6

Season	Team	Off.	Def.	Mar.
1991	California (Pa.)	44.6	32.0	12.6
1992	Oakland City	43.4	31.8	11.6
1993	Metro St.	45.5	32.0	13.5
1994	Oakland City	44.0	33.7	10.3
1995	Jacksonville St.	47.7	35.2	12.5
1996	Virginia Union	48.0	36.1	11.9
1997	Southern Conn. St.	41.6	32.3	9.3
1998	South Dakota St.	46.5	35.9	10.6
1999	Ky. Wesleyan	44.8	32.6	12.2
2000	Salem Int'l	44.2	32.1	12.1
2001	Salem Int'l	42.6	31.3	11.4
2002	Tarleton St.	43.0	32.0	11.1
2003	South Dakota St.	44.1	32.5	11.6
2004	Washburn	42.5	30.7	11.8
2005	Fla. Gulf Coast	41.5	31.3	10.2
2006	Gannon	38.8	27.5	11.3

\*record

## 2006 Most-Improved Teams

School (Coach)	2006	2005	*Games Improved
1. St. Edward's (Ryan Marks)	21-9	6-21	13½
2. St. Joseph's (Ind.) (Lic Darner)	31-3	13-17	11½
3. Truman (Jack Schrader)	20-9	8-19	11
4. Mercyhurst (Gary Manchel)	19-9	8-19	10½
5. Delta St. (Steve Rives)	30-2	19-11	10
5. Nova Southeastern (Gary Tuell)	17-11	7-21	10
7. Adams St. (Larry Mortensen)	13-15	3-24	9½
7. Southwest Baptist (Jeff Guiot)	27-5	16-13	9½
7. St. Paul's (Ed Joyner)	11-17	0-25	9½
10. Cal St. L.A. (Stephen Thompson)	10-17	1-26	9
10. Goldney Beacom (Chuck Hammond)	15-12	6-21	9
12. Barton (Ron Lievense)	28-4	18-11	8½
12. Wingate (Parker Laketa)	18-13	8-20	8½

School (Coach)	2006	2005	*Games Improved
14. Concordia (N.Y.) (John Dwinell)	11-18	2-25	8
14. Grand Valley St. (Ric Wesley)	28-4	18-10	8
14. Minn. St. Moorhead (Stu Engen)	16-12	8-20	8
14. Pitt.-Johnstown (Bob Rukavina)	21-6	12-13	8
14. Rollins (Tom Klusman)	24-8	14-14	8
19. Cheyney (Cleo Hill Jr.)	13-14	4-20	7½
19. Fort Hays St. (Mark Johnson)	27-4	18-10	7½
19. GC&SU (Terry Sellers)	22-9	13-15	7½
19. St. Augustine's (Thomas Hargrove)	19-7	12-15	7½
19. Winona St. (Mike Leaf)	32-4	24-11	7½

\*To determine games improved, add the difference in victories between the two seasons to the difference in losses, then divide by two.

## All-Time Winningest Teams

Includes records as a senior college only; minimum 10 seasons of competition. Postseason games are included.

### By Percentage

Team	Yrs.	Won	Lost	Pct.
1. Lynn	13	266	112	.704
2. Philadelphia U.	71	1,187	517	.697
3. Metro St.	22	459	200	.697
4. Virginia Union	81	1,336	609	.687
5. Southern N.H.	43	826	392	.678
6. Queens (N.C.)	17	335	161	.675
7. Cheyney	43	795	388	.672
8. Ky. Wesleyan	93	1,414	711	.665
9. Southern Ind.	37	690	361	.657
10. St. Rose	32	599	317	.654
11. Central Wash.	99	1,530	813	.653
12. Gannon	62	1,035	580	.641
13. LeMoyné-Owen	48	829	467	.640
14. Northern St.	103	1,409	812	.634
15. Bentley	43	734	425	.633
16. Fairmont St.	81	1,338	780	.632
17. Mesa St.	31	548	320	.631
18. Carson-Newman	48	909	535	.630
19. Fort Hays St.	97	1,333	794	.627
20. Drury	98	1,344	807	.625
21. Indiana (Pa.)	77	1,077	656	.621
22. Central Mo. St.	101	1,420	869	.620
23. North Dakota	101	1,396	855	.620
24. Fla. Southern	79	1,157	711	.619
25. Incarnate Word	23	408	252	.618
26. St. Cloud St.	81	1,127	701	.617
27. Grand Canyon	57	941	589	.615
28. Millersville	76	1,061	672	.612
29. Alas. Anchorage	29	516	327	.612
30. C.W. Post	50	793	503	.612

\*Includes one tie.

### By Victories

Team	Yrs.	Won	Lost	Pct.
1. Central Wash.	99	1,530	813	.653
2. Central Mo. St.	101	1,420	869	.620
3. Ky. Wesleyan	93	1,414	711	.665
4. Northern St.	103	1,409	812	.634
5. North Dakota	101	1,396	855	.620
6. Drury	98	1,344	807	.625
7. Fairmont St.	81	1,338	780	.632
8. Virginia Union	81	1,336	609	.687
9. Fort Hays St.	97	1,333	794	.627
10. Washburn	100	1,328	906	.594
11. West Tex. A&M	85	1,311	851	.606
12. Pittsburg St.	97	1,255	1,008	.555
13. Emporia St.	100	1,230	1,002	.551
14. Western Wash.	104	1,223	915	.572
15. Neb.-Kearney	99	1,218	846	.590
16. West Chester	106	1,195	949	.557
17. Lenoir-Rhyne	85	1,189	935	.560
18. Philadelphia U.	71	1,187	517	.697
19. Cal St. Chico	93	1,186	1,031	.535
20. Rockhurst	85	1,181	922	.562
21. Northwest Mo. St.	90	1,180	867	.576
22. Bloomsburg	101	1,171	766	.605
24. Tex. A&M-Commerce	89	1,159	937	.553
25. Fla. Southern	79	1,157	711	.619
26. East Central	79	1,146	788	.593
27. Indianapolis	82	1,143	803	.587
28. Glenville St.	87	1,134	929	.550
29. Northern Mich.	100	1,130	784	.590
30. St. Cloud St.	81	1,127	701	.617



## Winningest Teams of the 2000s

### BY PERCENTAGE

(Minimum 4 seasons as NCAA member)

Team	Yrs.	Won	Lost	Pct.
1. Metro St.	7	195	39	.833
2. Southern Ind.	7	180	44	.804
3. Cal St. San B'dino	7	158	41	.794
4. Adelphi	7	168	45	.789
5. Findlay	6	145	39	.788
6. Neb.-Kearney	7	166	47	.779
7. Salem Int'l	7	169	49	.775
8. Northwest Mo. St.	7	168	52	.764
9. Ky. Wesleyan	7	163	51	.762
10. Pfeiffer	7	160	52	.755
11. Tarleton St.	7	164	54	.752
12. Virginia Union	7	155	52	.749
13. Fla. Southern	7	157	54	.744
14. Washburn	7	159	55	.743
15. Mass.-Lowell	7	160	57	.737
16. South Dakota	7	151	55	.733
17. Seattle Pacific	7	148	55	.729
18. Fort Hays St.	7	147	55	.728
19. Charleston (W.V.)	7	155	58	.728
20. Alderson-Broaddus	7	155	59	.724
21. Cal St. Bakersfield	7	143	55	.722
21. Western Wash.	7	143	55	.722
23. St. Cloud St.	7	148	57	.722
24. Michigan Tech	7	149	58	.720
25. Northeastern St.	7	148	60	.712
26. Indiana (Pa.)	7	150	62	.708
27. Winston-Salem	7	145	60	.707
28. Eckerd	7	149	62	.706
29. Tampa	7	143	60	.704
30. West Ga.	7	145	61	.704

### BY VICTORIES

Team	Yrs.	Won	Lost	Pct.
1. Metro St.	7	195	39	.833
2. Southern Ind.	7	180	44	.804
3. Salem Int'l	7	169	49	.775
4. Adelphi	7	168	45	.789
4. Northwest Mo. St.	7	168	52	.764
6. Neb.-Kearney	7	166	47	.779
7. Tarleton St.	7	164	54	.752
8. Ky. Wesleyan	7	163	51	.762
9. Pfeiffer	7	160	52	.755
9. Mass.-Lowell	7	160	57	.737
11. Washburn	7	159	55	.743
12. Cal St. San B'dino	7	158	41	.794
13. Fla. Southern	7	157	54	.744
14. Virginia Union	7	155	52	.749
14. Charleston (W.V.)	7	155	58	.728
14. Alderson-Broaddus	7	155	59	.724
17. South Dakota	7	151	55	.733
17. Columbus St.	7	151	64	.702
19. Indiana (Pa.)	7	150	62	.708
20. Michigan Tech	7	149	58	.720
20. Eckerd	7	149	62	.706
22. Seattle Pacific	7	148	55	.729
22. St. Cloud St.	7	148	57	.722
22. Northeastern St.	7	148	60	.712
25. Fort Hays St.	7	147	55	.728
25. Henderson St.	7	147	65	.693
27. Findlay	6	145	39	.788
27. Winston-Salem	7	145	60	.707
27. West Ga.	7	145	61	.704
27. Rollins	7	145	66	.687

## All-Time Won-Lost Records

(Alphabetical Listing; No Minimum Seasons of Competition)

Team	First Year	Yrs.	Won	Lost	Pct.
Abilene Christian	1920	85	1,005	937	.518
Adams St.	1947	42	518	584	.470
Adelphi	1947	60	912	662	.579
Ala.-Huntsville	1974	33	462	479	.491
Alas. Anchorage	1978	29	516	327	.612
Alas. Fairbanks	1953	50	540	619	.466
Albany St. (Ga.)	1961	46	729	568	.562
Alderson-Broaddus	1935	69	1,062	861	.552

Team	First Year	Yrs.	Won	Lost	Pct.
American Int'l	1934	72	848	877	.492
Anderson (S.C.)	1999	8	87	132	.397
Angelo St.	1966	41	557	557	.500
Ark.-Monticello	1946	61	703	869	.447
Arkansas Tech	1915	83	1,078	884	.549
Armstrong Atlantic	1967	40	613	507	.547
Ashland	1921	86	1,012	863	.540
Assumption	1924	79	980	798	.551
Augusta St.	1966	41	612	528	.537
Augustana (S.D.)	1922	80	814	912	.472
Barry	1985	22	297	313	.487
Barton	1985	16	277	177	.610
Bellarmine	1951	56	732	713	.507
Belmont Abbey	1954	53	816	643	.559
Bemidji St.	1922	84	861	956	.474
Bentley	1964	43	734	425	.633
Bloomsburg	1902	101	1,171	766	.605
Bridgeport	1948	59	840	724	.537
Bryant	1964	44	593	590	.501
BYU-Hawaii	1978	29	498	341	.594
C.W. Post	1957	50	793	503	.612
UC San Diego	1966	41	523	533	.495
Cal Poly Pomona	1948	59	816	758	.518
Cal St. Bakersfield	1972	35	715	293	.709
Cal St. Chico	1914	93	1,186	1,031	.535
Cal St. Dom. Hills	1978	29	372	404	.479
Cal St. L.A.	1949	58	711	785	.475
Cal St. San B'dino	1985	22	362	230	.611
Cal St. Stanislaus	1967	40	491	571	.462
Carson-Newman	1959	48	909	535	.630
Catawba	1927	80	1,126	943	.544
Central Ark.	1921	83	1,329	811	.621
Central Mo. St.	1906	101	1,420	869	.620
Central Okla.	1922	80	1,075	866	.554
Central Wash.	1902	99	1,530	813	.653
Chadron St.	1922	82	965	937	.507
Chaminade	1978	29	448	360	.554
Cheyney	1964	43	795	388	.672
Christian Bros.	1955	52	752	717	.512
Clark Atlanta	1950	57	813	692	.540
Clayton St.	1991	16	239	218	.523
UC-Colo. Spgs.	1988	19	114	393	.225
Colo. Christian	1991	15	166	241	.408
Colorado Mines	1910	97	659	1,156	.363
Colorado St.-Pueblo	1964	43	715	469	.604
Columbus St.	1968	39	638	429	.598
Delta St.	1928	75	1,090	715	.604
Drury	1909	98	1,344	807	.625
East Central	1928	79	1,146	788	.593
East Stroudsburg	1927	79	843	900	.484
Eckerd	1964	43	616	462	.571
Edinboro	1929	76	956	685	.583
Emporia St.	1902	100	1,230	1,002	.551
Erskine	1914	81	980	896	.522
Fairmont St.	1917	81	1,338	780	.632
Fayetteville St.	1937	63	792	810	.494
Ferris St.	1926	78	933	857	.521
Findlay	1911	84	1,067	707	.601
Fla. Southern	1924	79	1,157	711	.619
Florida Tech	1965	41	430	635	.404
Fort Hays St.	1908	97	1,333	794	.627
Fort Lewis	1963	43	524	594	.469
Francis Marion	1971	36	483	519	.482
Franklin Pierce	1964	43	667	456	.594
Gannon	1945	62	1,035	580	.641
GC&SU	1971	36	509	500	.504
Glenville St.	1909	87	1,134	929	.550
Grand Canyon	1950	57	941	589	.615
Grand Valley St.	1967	40	662	447	.597
Harding	1958	49	641	710	.474
Hawaii Pacific	1979	28	495	345	.589
Hawaii-Hilo	1977	30	515	361	.588
Henderson St.	1913	91	1,116	852	.567
Hillsdale	1900	103	967	1,135	.460
Humboldt St.	1924	83	806	924	.466
Incarnate Word	1981	23	408	252	.618
Indiana (Pa.)	1928	77	1,077	656	.621
Indianapolis	1923	82	1,143	803	.587
Johnson Smith	1929	66	890	682	.566
Ky. Wesleyan	1908	93	1,414	711	.665
Lake Superior St.	1947	60	765	676	.531
Lander	1969	38	617	510	.547

Team	First Year	Yrs.	Won	Lost	Pct.	Team	First Year	Yrs.	Won	Lost	Pct.
Le Moyne	1949	58	808	625	.564	Queens (N.C.)	1990	17	335	161	.675
LeMoyne-Owen	1959	48	829	467	.640	Quincy	1941	62	986	749	.568
Lenoir-Rhyne	1920	85	1,189	935	.560	Regis (Colo.)	1946	59	831	721	.535
Lewis	1949	58	922	618	.599	Rockhurst	1922	85	1,181	922	.562
Lincoln Memorial	1923	84	1,103	913	.547	Rollins	1951	56	787	672	.539
Lock Haven	1930	75	594	920	.392	Saginaw Valley	1970	37	520	503	.508
Lynn	1994	13	266	112	.704	St. Andrews	1975	32	410	447	.478
Mansfield	1918	83	883	767	.535	St. Anselm	1935	69	938	689	.577
Mars Hill	1964	43	502	695	.419	St. Cloud St.	1923	81	1,127	701	.617
Mass.-Lowell	1967	40	541	527	.507	St. Joseph's (Ind.)	1906	90	1006	923	.522
Mercyhurst	1972	35	477	454	.512	St. Leo	1966	41	419	642	.395
Merrimack	1950	57	723	713	.503	St. Michael's	1920	86	980	913	.518
Mesa St.	1976	31	548	320	.631	St. Rose	1974	32	599	317	.654
Metro St.	1985	22	459	200	.697	San Fran. St.	1930	75	956	956	.500
Michigan Tech.	1918	86	768	902	.460	Seattle	1947	61	891	814	.523
Midwestern St.	1947	60	1,092	729	.600	Seattle Pacific	1944	63	1,000	740	.575
Millersville	1929	76	1,061	672	.612	Shepherd	1907	99	1,094	1,041	.512
Minn. St. Mankato	1921	82	1,051	791	.571	Slippery Rock	1910	95	1,029	944	.522
Minn.-Duluth	1931	73	1,051	672	.610	Sonoma St.	1964	37	412	527	.439
Mo. Southern St.	1969	38	591	510	.537	S.C.-Aiken	1970	37	495	579	.461
Mo. Western St.	1970	37	648	436	.598	S.C. Upstate	1968	39	612	443	.580
Mo.-Rolla	1910	94	754	1,139	.398	South Dakota	1909	96	1,094	924	.542
Mo.-St. Louis	1967	40	498	550	.475	Southern Conn. St.	1960	47	551	681	.447
Molloy	1993	14	128	252	.337	SIU-Edwardsville	1968	38	516	493	.511
Mont. St.-Billings	1928	76	976	821	.543	Southern Ind.	1970	37	690	361	.657
Morehouse	1911	95	1,049	932	.530	Southern N.H.	1964	43	826	392	.678
UNC-Pembroke	1940	67	825	825	.500	Southwest Baptist	1966	41	594	518	.534
N.C. Central	1928	72	1,003	773	.565	Southwest Minn. St.	1968	39	429	621	.409
N.J. Inst. Of Tech.	1954	53	687	548	.556	Stonehill	1950	57	805	653	.552
N.M. Highlands	1924	80	825	959	.462	Tampa	1951	44	698	506	.580
Neb.-Kearney	1907	99	1,218	846	.590	Tarleton St.	1962	45	553	668	.453
Neb.-Omaha	1911	89	967	977	.497	Tex. A&M-Commerce	1917	89	1,159	937	.553
NYIT	1971	35	485	435	.527	Tex. A&M-Kingsville	1926	72	781	906	.463
Newberry	1913	91	914	1,167	.439	Truman	1920	86	1,030	921	.528
North Ala.	1932	72	926	751	.552	Tuskegee	1909	77	1,019	949	.518
North Dakota	1905	101	1,396	855	.620	Valdosta St.	1955	52	799	532	.600
Northeastern St.	1925	70	938	836	.529	Virginia Union	1926	81	1,336	609	.687
Northern Ky.	1972	35	580	409	.586	Washburn	1906	100	1,328	906	.594
Northern Mich.	1906	100	1,130	784	.590	Wayne St. (Mich.)	1918	88	1,061	878	.547
Northern St.	1903	103	1,409	812	.634	Wayne St. (Neb.)	1913	92	1,097	948	.536
Northwest Mo. St.	1917	90	1,180	867	.576	West Ala.	1957	50	579	693	.455
Northwood	1961	46	534	649	.451	West Chester	1898	106	1,195	949	.557
Nova Southeastern	1983	24	270	408	.398	West Fla.	1968	22	326	256	.560
Oakland City	1923	65	809	714	.531	West Ga.	1958	49	751	534	.584
Ohio Valley	1964	37	350	604	.367	West Liberty St.	1924	83	785	872	.474
Quachita Baptist	1921	80	1,011	846	.544	West Tex. A&M	1921	85	1,311	851	.606
Pace	1948	59	734	717	.506	Western Ore.	1921	82	1,008	969	.510
Philadelphia	1920	71	1,187	517	.697	Western Wash.	1903	104	1,223	915	.572
Pittsburg St.	1909	97	1,255	1,008	.555	Wheeling Jesuit	1958	49	643	651	.497
Pitt.-Johnstown	1970	37	448	490	.478	Winona St.	1916	90	918	1,022	.473
						Wis.-Parkside	1970	37	499	530	.485



# **Division III Records**

<b>Individual Records .....</b>	<b>102</b>
<b>Team Records .....</b>	<b>103</b>
<b>All-Time Individual Leaders .....</b>	<b>105</b>
<b>Annual Individual Champions.....</b>	<b>109</b>
<b>Annual Team Champions .....</b>	<b>111</b>
<b>2006 Most-Improved Teams .....</b>	<b>113</b>
<b>All-Time Winningest Teams .....</b>	<b>114</b>



## Individual Records

Division III men's basketball records are based on the performances of Division III teams since the three-division re-organization plan was adopted by the special NCAA Convention in August 1973. Assists were added for the 1988-89 season; blocked shots and steals were added for the 1992-93 season. In statistical rankings, the rounding of percentages and/or averages may indicate ties where none exist. In these cases, the numerical order of the rankings is accurate.

### Scoring

#### POINTS

##### Game

77—Jeff Clement, Grinnell vs. Illinois Col., Feb. 18, 1998

##### Season

1,044—Greg Grant, TCNJ, 1989 (32 games)

##### Career

2,940—Andre Foreman, Salisbury, 1988-89, 91-92 (109 games)

#### AVERAGE PER GAME

##### Season

37.3—Steve Diekmann, Grinnell, 1995 (745 in 20)

##### Career

(Min. 1,400) 32.8—Dwain Govan, Bishop, 1974-75 (1,805 in 55)

#### POINTS SCORED WITH NO TIME ELAPSING

##### Game

24—Rob Rittgers, UC San Diego vs. Menlo, Jan. 16, 1988 (made 24 consecutive free throws due to 12 bench technical fouls)

#### CONSECUTIVE POINTS SCORED

##### Game

25—Andy Panko, Lebanon Valley vs. Frank. & Marsh., Jan. 19, 1998

#### GAMES SCORING AT LEAST 50 POINTS

##### Season

3—Jeff Clement, Grinnell, 1998

##### Career

4—Jeff Clement, Grinnell, 1996-99; Steve Diekmann, Grinnell, 1993-95

#### GAMES SCORING IN DOUBLE FIGURES

##### Career

116—Lamont Strothers, Chris. Newport, 1988-91

#### CONSECUTIVE GAMES SCORING IN DOUBLE FIGURES

##### Career

116—Lamont Strothers, Chris. Newport, from Nov. 20, 1987, to March 8, 1991

### Field Goals

#### FIELD GOALS

##### Game

29—Ryan Hodges, Cal Lutheran vs. Redlands, Jan. 15, 2005 (31 attempts); Shannon Lilly, Bishop vs. Southwest Assembly of God, Jan. 31, 1983 (36 attempts)

##### Season

394—Dave Russell, Shepherd, 1975 (687 attempts)

##### Career

1,140—Andre Foreman, Salisbury, 1988-89, 91-92 (2,125 attempts)

#### CONSECUTIVE FIELD GOALS

##### Game

18—Franklyn Beckford, Lake Forest vs. Grinnell, Feb. 14, 2004; Jason Light, Emory & Henry vs. King (Tenn.), Dec. 2, 1995

#### Season

24—Todd Richards, Mount Union, 2000 (during five games)

#### FIELD-GOAL ATTEMPTS

##### Game

68—Jeff Clement, Grinnell vs. Illinois Col., Feb. 18, 1998 (26 made)

##### Season

742—Greg Grant, TCNJ, 1989 (387 made)

##### Career

2,149—Lamont Strothers, Chris. Newport, 1988-91 (1,016 made)

#### FIELD-GOAL PERCENTAGE

##### Game

(Min. 18 made) 100%—Franklyn Beckford, Lake Forest vs. Grinnell, Feb. 14, 2004 (18 of 18); Jason Light, Emory & Henry vs. King (Tenn.), Dec. 2, 1995 (18 of 18)

##### \*Season

76.6—Travis Weiss, St. John's (Minn.), 1994 (160 of 209)

*\*based on qualifiers for annual championship.*

##### Career

(Min. 400 made) 73.6—Tony Rychlec, Mass. Maritime, 1981-83 (509 of 692)

### Three-Point Field Goals

#### THREE-POINT FIELD GOALS

##### Game

19—Jeff Clement, Grinnell vs. Illinois Col., Feb. 18, 1998

##### Season

186—Jeff Clement, Grinnell, 1998 (511 attempts)

##### Career

516—Jeff Clement, Grinnell, 1996-99 (1,532 attempts)

#### THREE-POINT FIELD GOALS MADE PER GAME

##### Season

8.5—Jeff Clement, Grinnell, 1998 (186 in 22)

##### Career

5.7—Jeff Clement, Grinnell, 1996-99 (516 in 91)

#### CONSECUTIVE THREE-POINT FIELD GOALS

##### Game

11—Joe Goldin, Randolph-Macon vs. Emory & Henry, Feb. 16, 1997

##### Season

16—John Richards, Sewanee (during five games, Feb. 10 to Feb. 25, 1990)

#### CONSECUTIVE GAMES MAKING A THREE-POINT FIELD GOAL

##### Season

31—Troy Greenlee, DePauw, Nov. 17, 1989, to March 17, 1990

##### Career

75—Chris Carideo, Widener, 1992-95

#### THREE-POINT FIELD-GOAL ATTEMPTS

##### Game

52—Jeff Clement, Grinnell vs. Illinois Col., Feb. 18, 1998 (19 made)

##### Season

511—Jeff Clement, Grinnell, 1998 (186 made)

##### Career

1,532—Jeff Clement, Grinnell, 1996-99 (516 made)

#### THREE-POINT FIELD-GOAL ATTEMPTS PER GAME

##### Season

23.2—Jeff Clement, Grinnell, 1998 (511 in 22)

##### Career

16.8—Jeff Clement, Grinnell, 1996-99 (1,532 in 91)

#### THREE-POINT FIELD-GOAL PERCENTAGE

##### Game

(Min. 11 made) 100%—Joe Goldin, Randolph-Macon vs. Emory & Henry, Feb. 16, 1997 (11 of 11)

##### Season

(Min. 40 made) 67.0%—Reggie James, NJIT, 1989 (59 of 88)

(Min. 90 made) 56.9%—Eric Harris, Bishop, 1987 (91 of 160)

#### Career

(Min. 200 made) 51.3%—Jeff Seifriz, Wis.-Whitewater, 1987-89 (217 of 432)

### Free Throws

#### FREE THROWS

##### Game

30—Rob Rittgers, UC San Diego vs. Menlo, Jan. 16, 1988 (30 attempts)

##### Season

249—Dave Russell, Shepherd, 1975 (293 attempts)

##### Career

792—Matt Hancock, Colby, 1987-90 (928 attempts)

#### CONSECUTIVE FREE THROWS MADE

##### Game

30—Rob Rittgers, UC San Diego vs. Menlo, Jan. 16, 1988

##### Season

59—Mike Michelson, Coast Guard (during 13 games, Jan. 16 to Feb. 27, 1990)

##### Career

84—Dirk Rhinehart, Kalamazoo (16 games, Jan. 3, 2001 to Dec. 17, 2001)

#### FREE THROWS ATTEMPTED

##### Game

30—Rob Rittgers, UC San Diego vs. Menlo, Jan. 16, 1988 (30 made)

##### Season

326—Moses Jean-Pierre, Plymouth St., 1994 (243 made)

##### Career

928—Matt Hancock, Colby, 1987-90 (792 made)

#### FREE-THROW PERCENTAGE

##### Game

(Min. 30 made) 100%—Rob Rittgers, UC San Diego vs. Menlo, Jan. 16, 1988 (30 of 30)

##### \*Season

96.3%—Korey Coon, Ill. Wesleyan, 2000 (157 of 163)

*\*based on qualifiers for annual championship*

##### Career

(Min. 250 made) 92.5%—Andy Enfield, Johns Hopkins, 1988-91 (431 of 466)

(Min. 500 made) 86.2%—Brad Clark, Wis.-Oshkosh, 1997-00 (535 of 621)

### Rebounds

#### REBOUNDS

##### Game

36—Mark Veenstra, Calvin vs. Colorado St.-Pueblo., Feb. 3, 1976; Clinton Montford, Methodist vs. Warren Wilson, Jan. 21, 1989

##### Season

579—Joe Manley, Bowie St., 1976 (29 games)

##### Career

1,628—Michael Smith, Hamilton, 1989-92 (107 games)

#### AVERAGE PER GAME

##### Season

19.7—Joe Manley, Bowie St., 1976 (579 in 29)

##### Career

(Min. 900) 17.4—Larry Parker, Plattsburgh St., 1975-78 (1,482 in 85)

### Assists

#### ASSISTS

##### Game

26—Robert James, Kean vs. NJIT, March 11, 1989



**Season**

391—Robert James, Kean, 1989 (29 games)

**Career**

917—Tennyson Whitted, Ramapo, 2000-03 (108 games)

**AVERAGE PER GAME****Season**

13.5—Robert James, Kean, 1989 (391 in 29)

**Career**

(Min. 550) 8.6—Phil Dixon, Shenandoah, 1993-96 (889 in 103)

**Blocked Shots****BLOCKED SHOTS****Game**

18—John Bunch, Lincoln (Pa.) vs. New Jersey City, Jan. 19, 2004; John Bunch, Lincoln (Pa.) vs. Valley Forge, Dec. 13, 2003

**Season**

198—Tory Black, NJIT, 1997 (26 games)

**Career**

576—Ira Nicholson, Mt. St. Vincent, 1994-97 (100 games)

**AVERAGE PER GAME****Season**

7.6—Tory Black, NJIT, 1997 (198 in 26)

**Career**

6.1—Neil Edwards, York (N.Y.), 1998-00 (337 in 55)

**Steals****STEALS****Game**

17—Matt Newton, Principia vs. Harris-Stowe, Jan. 4, 1994

**Season**

189—Moses Jean-Pierre, Plymouth St., 1994 (30 games)

**Career**

448—Tennyson Whitted, Ramapo, 2000-03 (108 games)

**AVERAGE PER GAME****Season**

6.3—Moses Jean-Pierre, Plymouth St., 1994 (189 in 30)

**Career**

5.5—Moses Jean-Pierre, Plymouth St., 1993-94 (303 in 55 games)

**Games****GAMES PLAYED****Season**

34—Nick Bennett, Kyle Gruszczynski, Jason Kaslow, Neal Krajnik, Eric Maus and Tamaris Releford, Wis.-Stevens Point, 2004; Thane Anderson, Matt Benedict, Tim Blair, Lanse Carter, Mike Johnson, Todd Oehrlein, Mike Prasher and Derrick Shelton, Wis.-Eau Claire, 1990

**Career**

123—Kyle Witucky, Wooster, 2003-06



Photo courtesy of Wooster sports information

**Wooster's Kyle Witucky finished his career in 2006 as the most experienced player in Division III history. His 123 games played broke the previous record by one game.**

**Team Records**

Note: Where records involve both teams, each team must be an NCAA Division III member institution.

**SINGLE-GAME RECORDS****Scoring****POINTS**

172—Redlands vs. La Sierra (107), Jan. 6, 2005

**POINTS BY LOSING TEAM**

153—Redlands vs. Cal Baptist, Dec. 10, 2004; Chapman vs. Redlands, December 4, 2003 (3ot)

**POINTS, BOTH TEAMS**

315—Simpson (167) vs. Grinnell (148), Nov. 19, 1994

**POINTS IN A HALF**

93—Redlands vs. La Sierra (107), Jan. 6, 2005 (first half)

**POINTS SCORED WITH NO TIME ELAPSING OFF OF THE CLOCK**

24—UC San Diego vs. Menlo, Jan. 16, 1988 (made 24 consecutive free throws due to 12 bench technical fouls)

**FEWEST POINTS ALLOWED**

6—Dickinson (15) vs. Muhlenberg, Feb. 3, 1982

**FEWEST POINTS ALLOWED IN A HALF**

0—Dickinson (2) vs. Muhlenberg (first), Feb. 3, 1982

**FEWEST POINTS, BOTH TEAMS**

21—Dickinson (15) vs. Muhlenberg (6), Feb. 3, 1982

**FEWEST POINTS, HALF, BOTH TEAMS**

2—Dickinson (2) vs. Muhlenberg (0) (first), Feb. 3, 1982

**MARGIN OF VICTORY**

112—Eureka (149) vs. Barat (37), Nov. 29, 1989

**Field Goals****FIELD GOALS**

78—Bishop vs. Southwest Assembly of God, Jan. 31, 1983 (103 attempts)

**FIELD-GOAL ATTEMPTS**

137—Redlands vs. Robert Morris-Springfield, Jan. 5, 2005 (made 57)

**FEWEST FIELD GOALS**

3—Muhlenberg vs. Dickinson, Feb. 3, 1982 (11 attempts)

**FEWEST FIELD-GOAL ATTEMPTS**

11—Muhlenberg vs. Dickinson, Feb. 3, 1982 (3 made)

**FIELD-GOAL PERCENTAGE**

89.8%—St. Norbert vs. Grinnell, Jan. 28, 2000

**FIELD-GOAL PERCENTAGE, HALF**

95.7—Beloit vs. Grinnell, Jan. 27, 2001 (22 of 23)

**Three-Point Field Goals****THREE-POINT FIELD GOALS**

37—Redlands vs. La Sierra, Dec. 13, 2003 (97 attempts)

**THREE-POINT FIELD GOALS, BOTH TEAMS**

47—Redlands (35) vs. Whittier (12), Feb. 21, 2004

**CONSECUTIVE THREE-POINT FIELD GOALS MADE WITHOUT A MISS**

11—Willamette vs. Western Baptist, Jan. 8, 1987

**NUMBER OF DIFFERENT PLAYERS TO SCORE A THREE-POINT FIELD GOAL, ONE TEAM**

14—Redlands vs. Caltech, Jan. 29, 2005

**THREE-POINT FIELD-GOAL ATTEMPTS**

106—Redlands vs. La Sierra, Jan. 6, 2005 (35 made)

**THREE-POINT FIELD-GOAL ATTEMPTS, BOTH TEAMS**

119—Redlands (82) vs. Chapman (37), Dec. 5, 2003

**THREE-POINT FIELD-GOAL PERCENTAGE**

(Min. 10 made) 100%—Willamette vs. Western

Baptist, Jan. 8, 1987 (11 of 11); Kean vs. Ramapo, Feb. 11, 1987 (10 of 10)  
(Min. 15 made) 89.5%—Simpson vs. Dubuque, Feb. 22, 2003 (17 of 19)

**THREE-POINT FIELD-GOAL PERCENTAGE, BOTH TEAMS**

(Min. 10 made) 92.9%—Luther (8 of 8) vs. Wartburg (5 of 6), Feb. 14, 1987 (13 of 14)  
(Min. 15 made) 75.0%—Anna Maria (4 of 6) vs. Nichols (11 of 14), Feb. 10, 1987 (15 of 20)  
(Min. 20 made) 62.9%—Simpson (17 of 19) vs. Dubuque (5 of 16), Feb. 22, 2003 (22 of 35)

**Free Throws****FREE THROWS MADE**

53—UC San Diego vs. Menlo, Jan. 16, 1988 (59 attempts)

**FREE THROWS MADE, BOTH TEAMS**

93—Grinnell (50) vs. Beloit (43), Jan. 10, 1998

**FREE THROWS ATTEMPTED**

71—Earlham vs. Oberlin, Dec. 5, 1992 (46 made)

**FREE THROWS ATTEMPTED, BOTH TEAMS**

105—Earlham (71) vs. Oberlin (34), Dec. 5, 1992

**FEWEST FREE THROWS MADE**

0—Many teams

**FEWEST FREE-THROW ATTEMPTS**

0—Many teams

**FREE-THROW PERCENTAGE**

(Min. 28 made) 10.0%—Albany (N.Y.) vs. Potsdam St., Feb. 19, 1994 (28 of 28)  
(Min. 30 made) 97.2%—Ill. Wesleyan vs. North Park, Feb. 19, 2003 (35 of 36)  
(Min. 45 made) 92.6%—Grinnell vs. Beloit, Jan. 10, 1998 (50 of 54)

**FREE-THROW PERCENTAGE,  
BOTH TEAMS**

(Min. 20 made) 100%—Bethel (Minn.) (15 of 15) vs. Carleton (5 of 5), Feb. 24, 2004  
(Min. 30 made) 94.9%—Muskingum (30 of 31) vs. Ohio Wesleyan (7 of 8), Jan. 10, 1981 (37 of 39)

**Rebounds****REBOUNDS**

98—Alma vs. Marion, Dec. 28, 1973

**REBOUNDS, BOTH TEAMS**

124—Chapman (65) vs. Redlands (59), Dec. 5, 2003; Ill. Wesleyan (62) vs. North Central (Ill.) (62), Feb. 8, 1977; Rochester Inst. (72) vs. Thiel (52), Nov. 18, 1988

**REBOUND MARGIN**

56—MIT (74) vs. Emerson-MCA (18), Feb. 21, 1990

**Assists****ASSISTS**

53—Simpson vs. Grinnell, Nov. 25, 1995

**ASSISTS, BOTH TEAMS**

79—Simpson (53) vs. Grinnell (26), Nov. 25, 1995

**Personal Fouls****PERSONAL FOULS**

47—Concordia (Ill.) vs. Trinity Christian, Feb. 26, 1988

**PERSONAL FOULS, BOTH TEAMS**

80—Grinnell (46) vs. St. Norbert (34), Jan. 28, 2000

**PLAYERS DISQUALIFIED**

6—Thomas More vs. Franklin, Feb. 2, 2002; Union (N.Y.) vs. Rochester, Feb. 15, 1985; Haverford vs. Drew, Jan. 10, 1990; Manhattanville vs. Drew, Jan. 11, 1992; Roger Williams vs. Curry, Jan. 14, 1995

**PLAYERS DISQUALIFIED, BOTH TEAMS**

11—Union (N.Y.) (6) vs. Rochester (5), Feb. 15, 1985

**Overtimes****OVERTIME PERIODS**

5—Babson (115) vs. Wheaton (Mass.) (107), Feb. 18, 1999; Capital (86) vs. Muskingum (89), Jan. 5, 1980; Carnegie Mellon (81) vs. Allegheny (76), Feb. 12, 1983; Rochester (99) vs. Union (N.Y.) (98), Feb. 15, 1985

**POINTS IN ONE OVERTIME PERIOD**

31—Marymount (Va.) vs. Catholic, Jan. 30, 1999

**POINTS IN ONE OVERTIME PERIOD, BOTH TEAMS**

51—Wash. & Lee (28) vs. Mary Washington (23), Jan. 9, 1995

**POINTS IN OVERTIME PERIODS**

50—Babson (50) vs. Wheaton (Mass.) (5 ot), Feb. 18, 1999

**POINTS IN OVERTIME PERIODS,  
BOTH TEAMS**

92—Babson (50) vs. Wheaton (Mass.) (42) (5 ot), Feb. 18, 1999

**SEASON RECORDS****Scoring****POINTS**

3,310—Redlands, 2005 (25 games)

**AVERAGE PER GAME**

132.4—Redlands, 2005 (3,310 in 25)

**AVERAGE SCORING MARGIN**

31.1—Husson, 1976 (98.7 offense, 67.6 defense)

**GAMES AT LEAST 100 POINTS**

23—Redlands, 2005 (25-game season); Grinnell, 2002 (24-game season)

**CONSECUTIVE GAMES AT LEAST  
100 POINTS**

19—Grinnell, from Nov. 23, 2002, to Feb. 8, 2003

**CONSECUTIVE GAMES AT LEAST 100 POINTS  
(Multiple Seasons)**

28—Grinnell, from Jan. 25, 2002, to Feb. 8, 2003

**Field Goals****FIELD GOALS**

1,323—Shepherd, 1975 (2,644 attempts)

**FIELD GOALS PER GAME**

44.6—Redlands, 2005 (1,116 in 25)

**FIELD-GOAL ATTEMPTS**

2,757—Redlands, 2005 (1,116 made)

**FIELD-GOAL ATTEMPTS PER GAME**

110.3—Redlands, 2005 (2,757 in 25)

**FIELD-GOAL PERCENTAGE**

60.0—Stony Brook, 1978 (1,033 of 1,721)

**Three-Point Field Goals****THREE-POINT FIELD GOALS**

595—Redlands, 2005 (1,813 attempts)

**THREE-POINT FIELD GOALS PER GAME**

23.8—Redlands, 2005 (595 in 25)

**THREE-POINT FIELD-GOAL ATTEMPTS**

1,813—Redlands, 2005 (595 made)

**THREE-POINT FIELD-GOAL ATTEMPTS  
PER GAME**

72.5—Redlands, 2005 (1,813 in 25)

**THREE-POINT FIELD-GOAL PERCENTAGE**

(Min. 100 made) 62.0%—NJIT, 1989 (124 of 200)  
(Min. 150 made) 49.1%—Eureka, 1994 (317 of 646)

**CONSECUTIVE GAMES SCORING A THREE-  
POINT FIELD GOAL**

474—Salisbury, Nov. 25, 1986-Present

**Free Throws****FREE THROWS MADE**

698—Ohio Wesleyan, 1988 (888 attempts)

**FREE THROWS MADE PER GAME**

23.7—Grinnell, 1995 (498 in 21)

**FREE-THROW ATTEMPTS**

930—Queens (N.Y.), 1981 (636 made)

**FREE-THROW ATTEMPTS PER GAME**

33.2—Grinnell, 1995 (698 in 21)

**FREE-THROW PERCENTAGE**

81.8%—Wis.-Oshkosh, 1998 (516 of 631)

**Rebounds****REBOUNDS**

1,616—Keene St., 1976 (29 games)

**AVERAGE PER GAME**

56.3—Mercy, 1977 (1,408 in 25)

**AVERAGE REBOUND MARGIN**

17.0—Hamilton, 1991 (49.6 offense, 32.5 defense)

**Assists****ASSISTS**

861—Salisbury, 1991 (29 games)

**AVERAGE PER GAME**

31.2—Me.-Farmington, 1991 (748 in 24)

**Fouls****FOULS**

801—McMurry, 2001 (28 games)

**FOULS PER GAME**

3.9—Grinnell, 1998 (679 in 22)

**FEWEST FOULS**

177—Caltech, 1997 (20 games)

**FEWEST FOULS PER GAME**

8.9—Caltech, 1997 (177 in 20)

**Defense****FEWEST POINTS PER GAME ALLOWED**

47.5—Wis.-Platteville, 1997 (1,283 in 27)

**LOWEST FIELD-GOAL PERCENTAGE ALLOWED  
(Since 1978)**

36.0—Baruch, 2000 (608 of 1,689)

**Overtimes****OVERTIME GAMES**

7—McMurry, 2003 (won 7, lost 0); Albany (N.Y.), 1981 (won 5, lost 2); TCNJ, 1982 (won 6, lost 1); St. John's (Minn.), 1983 (won 4, lost 3); New Jersey City, 1994 (won 4, lost 3)

**CONSECUTIVE OVERTIME GAMES**

3—McMurry, 2003 (won 3, lost 0); Albright, 1997 (won 3, lost 0); Buffalo St., 1997 (won 2, lost 1); Ferrum, 1997 (won 1, lost 2); Ithaca, 1987 (won 3, lost 0); Cortland St., 1989 (won 1, lost 2); Oberlin, 1989 (won 1, lost 2); Susquehanna, 1989 (won 3, lost 0)

**OVERTIME WINS**

7—McMurry, 2003 (7-0)

**OVERTIME HOME WINS**

5—McMurry, 2003 (5-0)

**General Records****GAMES PLAYED IN A SEASON**

34—Wis.-Stevens Point, 2004 (29-5); Wis.-Eau Claire, 1990 (30-4); LeMoyne-Owen, 1980 (26-8)

**VICTORIES IN A SEASON**

32—Potsdam St., 1986 (32-0)

**CONSECUTIVE VICTORIES**

60—Potsdam St. (from first game of 1985-86 season to March 14, 1987)

**CONSECUTIVE HOME-COURT VICTORIES**

62—North Park (from Feb. 8, 1984, to Feb. 3, 1988)

**CONSECUTIVE REGULAR SEASON VICTORIES**

59—Potsdam St. (from Nov. 22, 1985, to Dec. 12, 1987)

**DEFEATS IN A SEASON**

26—Otterbein, 1988 (1-26); Maryville (Mo.), 1991 (0-26)

**CONSECUTIVE DEFEATS IN A SEASON**

26—Maryville (Mo.), 1991 (0-26)

**CONSECUTIVE DEFEATS**

117—Rutgers-Camden (from Jan. 22, 1992, to Jan. 3, 1997; ended with 77-72 win vs. Bloomfield on Jan. 7, 1997)

**CONSECUTIVE WINNING SEASONS**

37—Wittenberg, 1969-05 (current)

**CONSECUTIVE NON-LOSING SEASONS**

49—Wittenberg, 1957-05 (current)

**UNBEATEN TEAMS (NUMBER OF VICTORIES IN  
PARENTHESES)**

Potsdam St., 1986 (32); Wis.-Platteville, 1995 (31); Wis.-Platteville, 1998 (30)

# All-Time Individual Leaders

## Single-Game Records

### SCORING HIGHS

Pts.	Player, Team vs. Opponent	Season
77	Jeff Clement, Grinnell vs. Illinois Col.	1998
69	Steve Diekmann, Grinnell vs. Simpson	1995
64	Tim Russell, Albertus Magnus vs. Mitchell	2005
63	Ryan Hodges, Cal Lutheran vs. Redlands	2005
63	Joe DeRoche, Thomas vs. St. Joseph's (Me.)	1988
62	Kyle Myrick, Lincoln (Pa.) vs. Penn St.-Abington	2006
62	Nick Pelotte, Plymouth St. vs. Western Conn. St.	2005
62	Shannon Lilly, Bishop vs. Southwest Assembly of God	1983
61	Josh Metzger, Wis.-Lutheran vs. Grinnell	2001
61	Steve Honderd, Calvin vs. Kalamazoo	1993
61	Dana Wilson, Husson vs. Ricker	1974
60	Ed Brands, Grinnell vs. Ripon	1996
60	Steve Diekmann, Grinnell vs. Coe	1994
59	Ed Brands, Grinnell vs. Chicago	1996
59	Steve Diekmann, Grinnell vs. Monmouth (Ill.)	1995
58	Andy Panko, Lebanon Valley vs. Juniata	1999
58	Jeff Clement, Grinnell vs. Clarke	1998
57	David Otte, Simpson vs. Grinnell	1995
56	Scott Wilson, Grinnell vs. Martin Luther	1998
56	Steve Diekmann, Grinnell vs. Illinois Col.	1994
56	Kyle Price, Illinois Col. vs. Grinnell	1994
56	Shay DeLaney, Coe vs. Grinnell	1994
56	Mark Veenstra, Calvin vs. Adrian	1976

### FIELD-GOAL PERCENTAGE

(Based on qualifiers for annual championship)

Player, Team	Season	G	FG	FGA	Pct.
Travis Weiss, St. John's (Minn.)	†1994	26	160	209	*76.6
Brian Schmitting, Ripon	†2006	21	122	160	76.3
Pete Metzelaars, Wabash	†1982	28	271	360	75.3
Tony Rychlec, Mass. Maritime	†1981	25	233	311	74.9
Tony Rychlec, Mass. Maritime	1982	20	193	264	73.1
Russ Newnan, Menlo	1991	26	130	178	73.0
Ed Owens, Hampden-Sydney	†1979	24	140	192	72.9
Scott Baxter, Capital	†1991	26	164	226	72.6
Maurice Woods, Potsdam St.	1982	30	203	280	72.5
Earl Keith, Stony Brook	1979	24	164	227	72.2
Pete Metzelaars, Wabash	1981	25	204	283	72.1
Brandon King, Rowan	†2005	26	141	196	71.9
Jon Rosner, Yeshiva	1991	22	141	196	71.9
Pete Metzelaars, Wabash	1979	24	122	170	71.8
Anthony Farley, Miles	1982	26	168	235	71.5

†national champion; \*record


### THREE-POINT FIELD GOALS MADE

Player, Team	Season	G	3FG
Jeff Clement, Grinnell	1998	22	*186
Jeff Clement, Grinnell	1999	22	166
Ed Brands, Grinnell	1996	24	158
Billy Shivers, Redlands	2004	25	153
Chris Peterson, Eureka	1994	31	145
Dennis Stanton, Ursinus	2004	27	140
Amir Mazarei, Redlands	2006	24	138
Steve Nordlund, Grinnell	2002	24	137
Steve Diekmann, Grinnell	1995	20	137
Chris Jans, Loras	1991	25	133
Eric Burdette, Wis.-Whitewater	1996	28	130
Ed Brands, Grinnell	1995	20	129
Sami Wylie, Lincoln (Pa.)	2006	30	128
Kyle Seyboth, Elms	2005	29	125
Tommy Doyle, Salem St.	1996	28	124
Everett Foxx, Ferrum	1992	29	124
Kirk Anderson, Augustana (Ill.)	1993	30	123
Jeff deLaveaga, Cal Lutheran	1992	28	122
John Grotberg, Grinnell	2006	23	120
Dave Stantial, Keene St.	2002	27	120
David Bailey, Concordia (Ill.)	1994	24	120

\*record

Lincoln's (Pa.) Kyle Myrick not only led Division III in scoring during the 2005-06 season, he also had the highest single-game total. His 62 points versus Penn State-Abington tied the sixth-best mark in Division III history, while his national-best scoring average of 33.7 points a game was the top average in Division III in eight years.

Photo courtesy of Lincoln (Pa.) sports information



## Season Records

### SCORING AVERAGE

Player, Team	Season	G	FG	3FG	FT	Pts.	Avg.
Steve Diekmann, Grinnell	†1995	20	223	137	162	745	*37.3
Rickey Sutton, Lyndon St.	†1976	14	207	—	93	507	36.2
Shannon Lilly, Bishop	†1983	26	345	—	218	908	34.9
Dana Wilson, Husson	†1974	20	288	—	122	698	34.9
Rickey Sutton, Lyndon St.	†1977	16	223	—	112	558	34.9
Steve Diekmann, Grinnell	†1994	21	250	117	106	723	34.4
Ed Brands, Grinnell	†1996	24	260	158	136	814	33.9
Jeff Clement, Grinnell	†1998	22	238	*186	84	746	33.9
Kyle Myrick, Lincoln (Pa.)	†2006	30	387	59	177	1,010	33.7
Dwain Govan, Bishop	†1975	29	392	—	179	963	33.2
Clarence Caldwell, Greensboro	1976	22	306	—	111	723	32.8
Jeff Clement, Grinnell	†1999	22	217	166	121	721	32.8
Tim Russell, Albertus Magnus	†2005	25	292	74	161	819	32.8
Greg Grant, TCNJ	†1989	32	387	76	194	*1,044	32.6
Dennis Stanton, Ursinus	†2004	27	261	140	217	879	32.6
Dave Russell, Shepherd	1975	32	*394	—	*249	1,037	32.4
Dwain Govan, Bishop	1974	26	358	—	126	842	32.4
Ron Stewart, Otterbein	1983	24	297	—	166	760	31.7

†national champion; \*record

Brian Schmitting of Ripon led the country in 2005-06 with a 76.3 field-goal percentage. That mark is the second highest in Division III history, narrowly missing the all-time record.

### THREE-POINT FIELD GOALS MADE PER GAME

Player, Team	Season	G	3FG	Avg.
Jeff Clement, Grinnell	†1998	22	*186	*8.5
Jeff Clement, Grinnell	†1999	22	166	7.5
Steve Diekmann, Grinnell	†1995	20	137	6.9
Ed Brands, Grinnell	†1996	24	158	6.6
Ed Brands, Grinnell	1995	29	129	6.5
Billy Shivers, Redlands	†2004	25	153	6.1
Amir Mazarei, Redlands	†2006	24	138	5.8
Steve Nordlund, Grinnell	†2002	24	137	5.7




Photo courtesy of Ripon sports information



Player, Team	Season	G	3FG	Avg.
Steve Diekmann, Grinnell	†1994	21	117	5.6
Chris Jans, Loras	†1991	25	133	5.3
Woody Piirto, Grinnell	1999	22	117	5.3
John Grotberg, Grinnell	2006	23	120	5.2
Dennis Stanton, Ursinus	2004	27	140	5.2
Jeff Clement, Grinnell	†1997	22	113	5.1
Mark Bedell, Fisk	1997	19	97	5.1
David Bailey, Concordia (Ill.)	1994	24	120	5.0
Jarett Kearse, Lincoln (Pa.)	†2005	22	105	4.8
Steve Nordlund, Grinnell	†2003	25	119	4.8
Steve Nordlund, Grinnell	2004	24	114	4.8
Steve Matthews, Emerson	1999	25	117	4.7
Chris Peterson, Eureka	1994	31	145	4.7

†national champion; \*record

**THREE-POINT FIELD-GOAL PERCENTAGE**

(Based on qualifiers for annual championship)

Player, Team	Season	G	3FG	3FGA	Pct.
Reggie James, NJIT	†1989	29	59	88	*67.0
Chris Miles, NJIT	†1987	26	41	65	63.1
Chris Miles, NJIT	1989	29	46	75	61.3
Matt Miota, Lawrence	†1990	22	33	54	61.1
Mike Bachman, Alma	†1991	26	46	76	60.5
Ray Magee, Richard Stockton	†1988	26	41	71	57.7
Keith Orchard, Whitman	1988	26	42	73	57.5
Brian O'Donnell, Rutgers-Camden	1988	24	65	114	57.0
Erick Hunt, Methodist	1989	27	45	79	57.0
Eric Harris, Bishop	1987	26	91	160	56.9
Rick Brown, Muskingum	1988	30	71	125	56.8
Jamie Eichel, Fredonia St.	1989	24	51	90	56.7

†national champion; \*record

**FREE-THROW PERCENTAGE**

(Based on qualifiers for annual championship)

Player, Team	Season	G	FT	FTA	Pct.
Korey Coon, Ill. Wesleyan	†2000	25	157	163	*96.3
Nick Wilkins, Coe	†2003	26	66	69	95.7
Chanse Young, Manchester	†1998	25	65	68	95.6
Andy Enfield, Johns Hopkins	†1991	29	123	129	95.3
Chris Carideo, Widener	†1992	26	80	84	95.2
Yudi Teichman, Yeshiva	†1989	21	119	125	95.2
Brett Davis, Wis.-Oshkosh	1998	27	72	76	94.7
Joe Bueckers, Concordia-M'head	†2004	26	71	75	94.7
Mark Giovino, Babson	†1997	28	86	91	94.5
Aaron Faulkner, St. Norbert	2004	23	64	68	94.1
Mike Scheib, Susquehanna	†1977	22	80	85	94.1
Jason Prenevost, Middlebury	†1994	22	60	64	93.8
Derrick Rogers, Averett	†2001	27	72	77	93.5
Hans Hoeg, Wis.-River Falls	†2005	25	113	121	93.4
Jerry Prestier, Baldwin-Wallace	†1978	25	125	134	93.3
Charlie Nanick, Scranton	†1996	25	96	103	93.2
Jeff Bowers, Southern Me.	†1988	29	95	102	93.1
Eric Jacobs, Scranton	1986	29	81	87	93.1
Casey Taggatz, Wis.-La Crosse	2004	25	67	72	93.1
Jim Durrell, Colby-Sawyer	†1993	25	67	72	93.1

†national champion; \*record



Photo courtesy of Grinnell Sports Information

**John Grotberg of Grinnell was one of the top perimeter marksmen in Division III last season. His average of 5.2 three-point field goals made per game ranks among the all-time best in Division III.**

**REBOUND AVERAGE**

Player, Team	Season	G	Reb.	Avg.
Joe Manley, Bowie St.	†1976	29	*579	*19.97
Fred Petty, Southern N.H.	†1974	22	436	19.8
Larry Williams, Pratt	†1977	24	457	19.0
Charles Greer, Thomas	1977	17	318	18.7
Larry Parker, Plattsburgh St.	†1975	23	430	18.7
John Jordan, Southern Me.	†1978	29	536	18.5
Keith Woolfolk, Upper Iowa	1978	26	479	18.4
Michael Stubbs, Trinity (Conn.)	†1990	22	398	18.1
Mike Taylor, Pratt	1978	23	414	18.0
Walt Edwards, Husson	1976	26	467	18.0
Dave Kufeld, Yeshiva	†1979	20	355	17.8

†national champion; \*record

**ASSISTS**

Player, Team	Season	G	Ass.
Robert James, Kean	†1989	29	*391
Tennyson Whitted, Ramapo	†2002	29	319
Ricky Spicer, Wis.-Whitewater	1989	31	295
Joe Marcotte, NJIT	†1995	30	292
Andre Bolton, Chris. Newport	†1996	30	289
Ron Torgalski, Hamilton	1989	26	275
Albert Kirchner, Mt. St. Vincent	†1990	24	267
Steve Artis, Chris. Newport	1991	29	262
Phil Dixon, Shenandoah	1996	27	258
Tennyson Whitted, Ramapo	†2003	30	253
Phil Dixon, Shenandoah	†1994	26	253
Steve Artis, Chris. Newport	1990	28	251
Michael Crotty, Williams	†2004	32	249
David Genovese, Mt. St. Vincent	1994	27	248
Russell Springman, Salisbury	1990	27	246
John Ancrum, Elms	†2005	29	245
Michael Crotty, Williams	2003	32	245
Tom Genco, Manhattanville	1990	26	244
Andre Bolton, Chris. Newport	1995	28	243
Mark Cottom, Ferrum	1991	25	242

†national champion; \*record

**ASSIST AVERAGE**

Player, Team	Season	G	Ass.	Avg.
Robert James, Kean	†1989	29	*391	*13.5
Albert Kirchner, Mt. St. Vincent	†1990	24	267	11.1
Tennyson Whitted, Ramapo	†2002	29	319	11.0
Ron Torgalski, Hamilton	1989	26	275	10.6
Louis Adams, Rust	1989	22	227	10.3
Eric Johnson, Coe	†1991	24	238	9.9
Joe Marcotte, NJIT	†1995	30	292	9.7
Phil Dixon, Shenandoah	†1994	26	253	9.7
Mark Cottom, Ferrum	1991	25	242	9.7
Andre Bolton, Chris. Newport	†1996	30	289	9.6
Phil Dixon, Shenandoah	1996	27	258	9.6
Ricky Spicer, Wis.-Whitewater	1989	31	295	9.5
David Rubin, Hobart	†1998	25	237	9.5
Pat Heldman, Maryville (Tenn.)	1989	25	236	9.4
Deshone Bond, Stillman	†1997	25	235	9.4
Tom Genco, Manhattanville	1990	26	244	9.4
Justin Culhane, Suffolk	1992	24	225	9.4

†national champion; \*record

**BLOCKED SHOTS**

Player, Team	Season	G	Blk.
Tory Black, NJIT	†1997	26	*198
Neil Edwards, York (N.Y.)	†2000	26	193
Ira Nicholson, Mt. St. Vincent	†1995	28	188
John Bunch, Lincoln (Pa.)	†2004	25	173
Shacun Malave, City Tech	2004	28	167
Ira Nicholson, Mt. St. Vincent	†1996	27	163
Ira Nicholson, Mt. St. Vincent	1997	24	151
Antoine Hyman, Keuka	1997	26	148
Matt Cusano, Scranton	†1993	29	145
Neil Edwards, York (N.Y.)	†1999	26	144
Johnny Woods, Wesley	2000	24	132
Badou Gaye, Gwynedd-Mercy	2004	29	131
Antoine Hyman, Keuka	1996	25	131
Ifesinachi Anosike, Salem St.	†2005	29	129
Andrew South, NJIT	†1994	27	128
Mike Mientus, Allentown	1995	27	118
Roy Woods, Fontbonne	1995	25	117
Eric Lidcius, Maritime (N.Y.)	1994	26	116
Steve Juskin, Frank. & Marsh	2004	30	114
Antonio Ramos, Clarke	2001	25	114

†national champion; \*record



**BLOCKED-SHOT AVERAGE**

Player, Team	Season	G	Blk.	Avg.
Tory Black, NJIT	†1997	26	*198	*7.62
Neil Edwards, York (N.Y.)	†2000	26	193	7.42
John Bunch, Lincoln (Pa.)	†2004	25	173	6.92
Ira Nicholson, Mt. St. Vincent	†1995	28	188	6.71
Ira Nicholson, Mt. St. Vincent	1997	24	151	6.29
Ira Nicholson, Mt. St. Vincent	†1996	27	163	6.04
Shacun Malave, City Tech	2004	28	167	5.96
Antoine Hyman, Keuka	1997	26	148	5.69
Neil Edwards, York (N.Y.)	†1999	26	144	5.54
Johnny Woods, Wesley	2000	24	132	5.50
Antoine Hyman, Keuka	1996	25	131	5.24
Joe Henderson, Hunter	1999	22	112	5.09
Matt Cusano, Scranton	†1993	29	145	5.00
Drew Cohen, Colby	†2006	23	111	4.83
Andrew South, NJIT	†1994	27	128	4.74
Roy Woods, Fontbonne	1995	25	117	4.68
Johnny Woods, Wesley	†2001	22	101	4.59
Antonio Ramos, Clarke	2001	25	114	4.56
Badou Gaye, Gwynedd-Mercy	2004	29	131	4.52
Erik Lidecis, Maritime (N.Y.)	1994	26	116	4.46

†national champion; \*record

**STEALS**

Player, Team	Season	G	Stl.
Moses Jean-Pierre, Plymouth St.	†1994	30	*189
Daniel Martinez, McMurry	†2000	29	178
Purvis Presha, Stillman	†1996	25	144
Tennyson Whitted, Ramapo	†2002	29	138
Matt Newton, Principia	1994	25	138
John Gallogly, Salve Regina	†1997	24	137
Greg Dean, Concordia-M'head	1997	23	126
Scott Clarke, Utica	†1995	24	126
Deron Black, Allegheny	1996	27	123
David Brown, Westfield St.	1994	25	122
Ricky Hollis, Brockport St.	2000	27	121
John Gallogly, Salve Regina	†1998	23	121
Barry Aranoff, Yeshiva	1995	22	121
Horace Jenkins, Wm. Paterson	2001	31	120
Brian Meehan, Salve Regina	1995	28	120
Tennyson Whitted, Ramapo	†2003	30	118
Scott Clarke, Utica	1996	26	118
Quameir Harding, Ramapo	†2006	29	116
Benny West, Howard Payne	†2004	25	116
Darrel Lewis, Lincoln (Pa.)	1997	26	115

†national champion; \*record

**STEAL AVERAGE**

Player, Team	Season	G	Stl.	Avg.
Moses Jean-Pierre, Plymouth St.	†1994	30	*189	*6.30
Daniel Martinez, McMurry	†2000	29	178	6.14
Purvis Presha, Stillman	†1996	25	144	5.76
John Gallogly, Salve Regina	†1997	24	137	5.71
Matt Newton, Principia	1994	25	138	5.52
Barry Aranoff, Yeshiva	†1995	22	121	5.50
Greg Dean, Concordia-M'head	1997	23	126	5.48
John Gallogly, Salve Regina	†1998	23	121	5.26
Scott Clarke, Utica	1995	24	126	5.25
Joel Heckendorf, Martin Luther	1996	17	84	4.94
David Brown, Westfield St.	1994	25	122	4.88
Ivo Moyano, Polytechnic (N.Y.)	1994	19	91	4.78
Tennyson Whitted, Ramapo	†2002	29	138	4.76
Mario Thompson, Occidental	†1999	24	114	4.75
Benny West, Howard Payne	†2004	25	116	4.64
Keith Darden, Concordia-Austin	†2001	24	111	4.63
Moses Jean-Pierre, Plymouth St.	†1993	25	114	4.56
Deron Black, Allegheny	1996	27	123	4.55
Scott Clarke, Utica	1996	26	118	4.54
Ricky Hollis, Brockport St.	2000	27	121	4.48

†national champion; \*record

**Career Records**

**POINTS**

Player, Team	Seasons	Pts.
Andre Foreman, Salisbury	1988-89, 91-92	*2,940
Willie Chandler, Misericordia	2000-03	2,898
Lamont Strothers, Chris. Newport	1988-91	2,709

**Player, Team**

Player, Team	Seasons	Pts.
Matt Hancock, Colby	1987-90	2,678
Scott Fitch, Geneseo St.	1990-91, 93-94	2,634
Greg Grant, TCNJ	1987-89	2,611
Rick Hughes, Thomas More	1993-96	2,605
Wil Peterson, St. Andrews	1980-83	2,553
Ron Stewart, Otterbein	1980-83	2,549
Andy Panko, Lebanon Valley	1996-99	2,515
Scott Tedder, Ohio Wesleyan	1985-88	2,501
Moses Jean-Pierre, Plymouth St.	1991-94	2,483
Steve Honderd, Calvin	1990-93	2,469
Herman Alston, Kean	1988-91	2,457
Dick Hempy, Otterbein	1984-87	2,439
John Patraitis, Anna Maria	1995-98	2,434
Kevin Moran, Curry	1983-86	2,415
Alex Butler, Rhode Island Col.	1994-97	2,398
Steve Wood, Grinnell	2001-04	2,381
Rickey Sutton, Lyndon St.	1976-79	2,379
Frank Wachlarowicz, St. John's (Minn.)	1975-79	2,357
Henry Shannon, Maryville (Mo.)	1996-99	2,352
Cedric Oliver, Hamilton	1976-79	2,349
Dana Janssen, Neb. Wesleyan	1983-86	2,333
Kevin Brown, Emory & Henry	1984-87	2,322

\*record

**SCORING AVERAGE**

(Minimum 1,400 points)

Player, Team	Seasons	G	FG	3FG	FT	Pts.	Avg.
Dwain Govan, Bishop	1974-75	55	750	—	305	1,805	*32.8
Dave Russell, Shepherd	1974-75	60	710	—	413	1,833	30.6
Kyle Myrick, Lincoln (Pa.)	2005-06	57	667	78	309	1,721	30.2
Rickey Sutton, Lyndon St.	1976-79	80	960	—	459	2,379	29.7
John Atkins, Knoxville	1976-78	70	845	—	322	2,012	28.7
Steve Peknik, Windham	1974-77	76	816	—	467	2,099	27.6
Clarence Caldwell, Greensboro	1975-77	70	802	—	299	1,903	27.2
Andre Foreman, Salisbury	1988-89, 91-92	109*	1,140	68	592	*2,940	27.0
Darrel Lewis, Lincoln (Pa.)	1996-99	86	796	265	409	2,267	26.4
Willie Chandler, Misericordia	2000-03	—	1,005	346	542	2,898	26.3
Matt Hancock, Colby	1987-90	102	844	198	*792	2,678	26.3
Terrence Dupree, Polytechnic (N.Y.)	1990-92	70	700	22	407	1,829	26.1
Steve Diekmann, Grinnell	1992-95	85	741	371	365	2,218	26.1
Rick Hughes, Thomas More	1993-96	101	1,039	13	514	2,605	25.8
Mark Veenstra, Calvin	1974-77	89	960	—	341	2,261	25.4
Ron Swartz, Hiram	1984-87	90	883	78	408	2,252	25.0
Clarence Caldwell, Greensboro	1974-77	93	971	—	363	2,309	24.8
James Rehquist, Amherst	1975-77	61	614	—	284	1,512	24.8

\*record

**FIELD-GOAL PERCENTAGE**

(Minimum 400 field goals made)

Player, Team	Seasons	G	FG	FGA	Pct.
Tony Rychlec, Mass. Maritime	1981-83	55	509	692	*73.6
Pete Metzelaars, Wabash	1979-82	103	784	1,083	72.4
Maurice Woods, Potsdam St.	1980-82	93	559	829	67.4
Earl Keith, Stony Brook	1975-76, 78-79	94	777	1,161	66.9
Dan Rush, Bridgewater (Va.)	1982-95	102	712	1,069	66.6
Ryan Hodges, Cal Lutheran	2001, 03-05	94	518	787	65.8
Wade Gugino, Hope	1989-92	97	664	1,010	65.7
David Otte, Simpson	1992-95	76	549	840	65.4
Rick Batt, UC San Diego	1989-92	106	558	855	65.2
Kevin Ryan, TCNJ	1987-90	102	619	955	64.8
Greg Kemp, Aurora	1991-94	102	680	1,051	64.7
Scott Baxter, Capital	1988-91	104	505	782	64.6
Pat Fitzsimmons, Amherst	2000-03	101	452	700	64.6
Paul Rich, Geneseo St.	1978-81	88	452	700	64.6
Nate Thomas, Neb. Wesleyan	1995-98	98	497	772	64.4
Tod Hart, Ithaca	1980-83	97	726	1,133	64.1
Tony Seay, Averett	1989-90	55	465	726	64.0
John Ellenwood, Wooster	1997-00	98	442	692	63.9
Jon Konzelman, Baptist Bible (Pa.)	2004-06	84	469	735	63.8
Jeff Gibbs, Otterbein	1999-02	109	758	1,188	63.8
Dick Hempy, Otterbein	1984-87	112	923	1,447	63.8
John Wassenbergh, St. Joseph's (Me.)	1993-96	108	815	1,281	63.6
Jason Nickerson, Va. Wesleyan	1996-99	79	614	967	63.5
Franklyn Beckford, Lake Forest	2003-06	94	506	800	63.3
Mike Johnson, Wis.-Eau Claire	1989-91	89	402	636	63.2

\*record

**THREE-POINT FIELD GOALS MADE**

Player, Team	Seasons	G	3FG
Jeff Clement, Grinnell	1996-99	91	*516
Steve Nordlund, Grinnell	2001-04	97	449

Chris Carideo, Widener	1992-95	103	402
Steve Diekmann, Grinnell	1992-95	85	371
Greg Cole, Western Conn. St.	2002, 04-06	110	367
Brendan Twomey, Mt. St. Mary (N.Y.)/Oneonta St.	2000, 02-04	109	362
Matt Garvey, Bates	1994-97	95	361
Roy Wilson, UC Santa Cruz	1989-92	100	354
Ed Brands, Grinnell	1993-96	78	347
Willie Chandler, Misericordia	2000-03	110	346
Robert Hennigan, Emerson	2001-04	105	342
Steve Matthews, Emerson/Wentworth Inst.	1998-00	81	334
Chris Hamilton, Blackburn	1988-91	101	334
Scott Fitch, Geneseo St.	1990-91, 93-94	109	332
Billy Collins, Nichols	1992-95	92	331
Amir Mazarei, Redlands#	2004-06	74	327
John Estelle, Wabash	1997-00	109	328
Mark Bedell, Fisk	1994-97	94	321
James Mooney, Mt. St. Vincent	2003-06	102	318
Jason Valant, Colorado Col.	1990-93	103	315
Everett Foxx, Ferrum	1989-92	104	315
Nevada Smith, Bethany (W.V.)	1999-02	105	313
Aaron Lee, Mass.-Dartmouth	1992-95	115	313
Steve Chase, St. Joseph's (Me.)	1990-93	119	311
Jim Durrell, Colby-Sawyer	1991-94	100	308

**THREE-POINT FIELD GOALS MADE PER GAME**

(Minimum 200 three-point field goals made)

Player, Team	Seasons	G	3FG	Avg.
Jeff Clement, Grinnell	1996-99	91	*516	*5.67
Steve Nordlund, Grinnell	2001-04	97	449	4.63
Ed Brands, Grinnell	1993-96	78	347	4.45
Steve Diekmann, Grinnell	1992-95	85	371	4.36
Steve Matthews, Emerson/Wentworth Inst.	1998-00	81	334	4.12
Chris Carideo, Widener	1992-95	103	402	3.90
Matt Garvey, Bates	1994-97	95	361	3.80
Billy Collins, Nichols	1992-95	92	331	3.60
Roy Wilson, UC Santa Cruz	1989-92	100	354	3.54
Chris Gerschot, Bethany (W.V.)	1989-92	89	307	3.45
Mark Bedell, Fisk	1994-97	94	321	3.41
Greg Cole, Western Conn. St.	2002, 04-06	110	367	3.34
Brendan Twomey, Mt. St. Mary (N.Y.)/Oneonta St.	2000, 02-04	109	362	3.32
Chris Hamilton, Blackburn	1988-91	101	334	3.31
Jeff Jones, Lycoming	1987-89	71	232	3.27
Robert Hennigan, Emerson	2001-04	105	342	3.26
Willie Chandler, Misericordia	2000-03	110	346	3.15
James Mooney, Mt. St. Vincent	2003-06	102	318	3.12
Darrel Lewis, Lincoln (Pa.)	1996-99	86	265	3.08
Jim Durrell, Colby-Sawyer	1991-94	100	308	3.08
Jason Valant, Colorado Col.	1990-93	103	315	3.06
Scott Fitch, Geneseo St.	1990-91, 93-94	109	332	3.05
Everett Foxx, Ferrum	1989-92	104	315	3.03
Billy Shivers, Redlands	2001-04	99	299	3.02
Ryan Wells, Lewis & Clark	2003-06	97	292	3.01
Josh Estelle, Wabash	1997-00	109	328	3.01

**THREE-POINT FIELD-GOAL PERCENTAGE**

(Minimum 200 three-point field goals made)

Player, Team	Seasons	G	3FG	3FGA	Pct.
Jeff Seifriz, Wis.-Whitewater	1987-89	85	217	423	*51.3
Chris Peterson, Eureka	1991-94	78	215	421	51.1
Everett Foxx, Ferrum	1989-92	104	315	630	50.0
Brad Alberts, Ripon	1989-92	95	277	563	49.2
Jeff Jones, Lycoming	1987-89	71	232	472	49.2
Troy Greenlee, DePauw	1988-91	106	232	473	49.0
David Todd, Pomona-Pitzer	1987-90	84	212	439	48.3
Al Callejas, Scranton	1998-01	90	225	466	48.3

**FREE-THROW PERCENTAGE**

(Minimum 250 free throws made)

Player, Team	Seasons	G	FT	FTA	Pct.
Andy Enfield, Johns Hopkins	1988-91	108	431	466	*92.5
Korey Coon, Ill. Wesleyan	1997-00	109	449	492	91.3
Ryan Knuppel, Elmhurst	1998-01	102	288	317	90.9
Doug Brown, Elizabethtown	1976-80	96	252	279	90.3
Al Callejas, Scranton	1998-01	90	333	372	89.5
Tim McGraw, Hartwick	1985-88	107	330	371	88.9
Eric Jacobs, Wilkes/Scranton	1984-87	106	303	343	88.3
John Luisi, Suffolk	1999-02	105	265	300	88.3
Charles Nenick, Scranton	1994-97	98	259	294	88.1
Todd Reinhardt, Wartburg	1988-91	105	283	322	87.9
Jeff Thomas, King's (Pa.)	1989-92	110	466	532	87.6
Brian Andrews, Alfred	1984-87	101	306	350	87.4
Matt Freeseemann, Wartburg	1994-96	73	297	340	87.4

Dave Jannuzzi, Wilkes	1997-99, 2001	112	425	487	87.3
Nick Bennett, Wis.-Stevens Point	2002-05	117	322	369	87.3
Sean O'Brien, St. John Fisher	2003-06	96	305	350	87.1
Eric Elliott, Hope	1988-91	103	350	403	86.8
Chad Onofrio, Tufts	1993-96	100	329	379	86.8
Pat Pruitt, Albright	1989-92	87	261	301	86.7
Ryan Billet, Elizabethtown	1995-98	98	434	501	86.6
Mike Johnson, Wis.-Eau Claire	1989-91	89	421	486	86.6
Sean Fleming, Clark (Mass.)	2000-03	109	371	429	86.6
Ron Barczak, Kalamazoo	1988-91	98	360	416	86.5
Scott Smith, Salisbury	1981-85	106	290	336	86.3
Brad Howe, Capital	1997-00	100	239	277	86.3
Rick Alspach, North Park	1997-00	100	283	328	86.3

**REBOUND AVERAGE**

(Minimum 900 rebounds)

Player, Team	Seasons	G	Reb.	Avg.
Larry Parker, Plattsburgh St.	1975-78	85	1,482	*17.4
Charles Greer, Thomas	1975-77	58	926	16.0
Willie Parr, LeMoyne-Owen	1974-76	76	1,182	15.6
Michael Smith, Hamilton	1989-92	107	*1,628	15.2
Dave Kufeld, Yeshiva	1977-80	81	1,222	15.1
Ed Owens, Hampden-Sydney	1977-80	77	1,160	15.1
Kevin Clark, Clark (Mass.)	1978-81	101	1,450	14.4
Mark Veenstra, Calvin	1974-77	89	1,260	14.2
Anthony Fitzgerald, Villa Julie	2003-06	107	1,496	14.0

**ASSISTS**

Player, Team	Seasons	G	Ast.
Tennyson Whitted, Ramapo	2000-03	108	*917
Steve Artis, Chris. Newport	1990-93	112	909
Phil Dixon, Shenandoah	1993-96	103	889
Michael Crotty, Williams	2001-04	*122	819
David Genovese, Mt. St. Vincent	1992-95	107	800
Mike McGarvey, Ursinus	2003-06	111	754
Andre Bolton, Chris. Newport	1993-96	109	737
Tim Gaspar, Mass.-Dartmouth	2000-03	97	690
Matt Lucero, Austin	1998-01	99	677
Brian Nigro, Mt. St. Vincent	1997-00	99	674
Greg Dunne, Nazareth	1996-99	106	671
Moses Jean-Pierre, Plymouth St.	1991-94	109	669
Mike Rhoades, Lebanon Valley	1992-95	114	668
Lance Andrews, NJIT	1990-93	113	664
Dennis Jacobi, Bowdoin	1989-92	93	662
Tim Lawrence, Maryville (Tenn.)	1989-92	106	660
Pat Skerry, Tufts	1989-92	95	650
Eric Prendeville, Salisbury	1996-99	107	641
Eric Johnson, Coe	1989-92	90	637
John Snyder, King's (Pa.)	1989-92	107	631
Jason Saurbaugh, York (Pa.)	1997-00	101	624
Sammy Briggs, Catholic	1994-97	103	621
Anthony Robinson, Wittenberg	1993-96	117	618
Jerry Dennis, Otterbein	1989-92	118	613

**ASSIST AVERAGE**

(Minimum 550 assists)

Player, Team	Seasons	G	Ast.	Avg.
Phil Dixon, Shenandoah	1993-96	103	889	*8.6
Tennyson Whitted, Ramapo	2000-03	108	*917	8.5
Steve Artis, Chris. Newport	1990-93	112	909	8.1
David Genovese, Mt. St. Vincent	1992-95	107	800	7.5
Kevin Root, Eureka	1989-91	81	579	7.1
Dennis Jacobi, Bowdoin	1989-92	93	662	7.1
Tim Gaspar, Mass.-Dartmouth	2000-03	97	690	7.1
Eric Johnson, Coe	1989-92	90	637	7.1
Nathan Reeves, York (N.Y.)	1994-97	81	572	7.1
Pat Skerry, Tufts	1989-92	95	650	6.8
Matt Lucero, Austin	1998-01	99	677	6.8
Brian Nigro, Mt. St. Vincent	1997-00	99	674	6.8
Mike McGarvey, Ursinus	2003-06	111	754	6.8
Andre Bolton, Chris. Newport	1993-96	109	737	6.8
Michael Crotty, Williams	2001-04	*122	819	6.7
Tony Wyzard, Emerson-MCA	1992-95	90	604	6.7
Greg Dunne, Nazareth	1996-99	106	671	6.3
Tim Lawrence, Maryville (Tenn.)	1989-92	106	660	6.2
Jason Saurbaugh, York (Pa.)	1997-00	101	624	6.2
Kevin Clipperton, Upper Iowa	1994-97	99	610	6.2
Moses Jean-Pierre, Plymouth St.	1991-94	109	669	6.1
Paul Ferrell, Guilford	1991-94	99	607	6.1
Eric Prendeville, Salisbury	1996-99	107	641	6.0
Sammy Briggs, Catholic	1994-97	103	621	6.0

**BLOCKED SHOTS**

Player, Team	Seasons	G	Blk.
Ira Nicholson, Mt. St. Vincent	1994-97	100	*576
Antoine Hyman, Keuka	1994-97	101	440
Andrew South, NJIT	1993-95	80	344
Badou Gaye, Gwynedd-Mercy	2002-05	104	340
Neil Edwards, York (N.Y.)	1998-00	55	337
Steve Juskin, Frank. & Marsh.	2001-04	114	330
Sean Devins, Trinity (Tex.)	2002-05	107	329
Mike Mientus, DeSales	1994-97	87	324
Arthur Hatch, Methodist	2001-04	97	321
Johnny Woods, Wesley	1999-02	78	319
Antonio Ramos, Clarke	2001-03	77	318
Terry Gray, Chris. Newport	2000-03	104	300
Jarriott Rook, Washington-St. Louis	2000-03	107	285
Jason Alexander, Catholic	1995-98	107	283
Jeremy Putman, Dubuque	1993-96	99	274
Matt Hilleary, Catholic	2000-03	118	273
Shacun Malave, City Tech	2004-05	53	272
Terry Thomas, Chris. Newport	1993-96	113	271
Ken LaFlamme, Emerson-MCA	1994-97	91	269
David Apple, Averett	1998-00	76	268
John Bunch, Lincoln (Pa.)	2003-04	48	265
Don Overbeek, Hope	2000-03	100	264
Tory Black, NJIT	1995-96	53	261
Nick Kane, Franklin	2003-06	110	255
Kris Silveria, Salem St.	1995-98	112	254

\*record

**BLOCKED-SHOT AVERAGE**

(Minimum 175 blocked shots)

Player, Team	Seasons	G	Blk.	Avg.
Neil Edwards, York (N.Y.)	1998-00	55	337	*6.13
Ira Nicholson, Mt. St. Vincent	1994-97	100	*576	5.76
John Bunch, Lincoln (Pa.)	2003-04	48	265	5.52
Shacun Malave, City Tech	2004-05	53	272	5.13
Tory Black, NJIT	1995-96	53	261	4.92
Antoine Hyman, Keuka	1994-97	101	440	4.36
Andrew South, NJIT	1993-95	80	344	4.30
Antonio Ramos, Clarke	2001-03	77	318	4.13
Johnny Woods, Wesley	1999-02	78	319	4.09
Ifesinachhi Anosike, Salem St.	2004-05	56	221	3.95
Mike Mientus, DeSales	1994-97	87	324	3.72
Steve Butler, Chris. Newport	1997-98	55	196	3.56
David Apple, Averett	1998-00	76	268	3.53
Arthur Hatch, Methodist	2001-04	97	321	3.31
Badou Gaye, Gwynedd-Mercy	2002-05	104	340	3.27
Sean Devins, Trinity (Tex.)	2002-05	107	329	3.07
Ken LaFlamme, Emerson-MCA	1994-97	91	269	2.96
Steve Juskin, Frank. & Marsh.	2001-04	114	330	2.89
Terry Gray, Chris. Newport	2000-03	104	300	2.88
Jeremy Putman, Dubuque	1993-96	99	274	2.77
Mike Brown, Clark (Mass.)	1997-00	71	195	2.75
Jarriott Rook, Washington-St. Louis	2000-03	107	285	2.66
Jason Alexander, Catholic	1995-98	107	283	2.64
Don Overbeek, Hope	2000-03	100	264	2.64
Kyle McNamar, Curry	2000-03	93	243	2.61
Robert Clyburn, Kean	1993-95	77	201	2.61

\*record

**STEALS**

Player, Team	Seasons	G	Stl.
Tennyson Whitted, Ramapo	2000-03	108	*448
John Gallogly, Salve Regina	1995-98	98	413
Daniel Martinez, McMurry	1998-00	76	380
Ivo Moyano, Polytechnic (N.Y.)	1994-97	87	368
Benny West, Howard Payne	2001-04	98	363
Eric Bell, New Paltz St.	1993-96	94	355
Keith Darden, Concordia-Austin	2001-02, 04-05	90	348
Scott Clarke, Utica	1993-96	96	346
Jeff Mikos, Milwaukee Engr.	2003-06	105	340
Ricky Hollis, Brockport St.	1999-02	90	322
Adam Harper, Amherst	2001-04	111	321
Greg Dean, Concordia-M'head	1995-97	75	307
Tom Roeder, St. Joseph's (L.I.)	1999-02	98	303
Moses Jean-Pierre, Plymouth St.	1993-94	55	303
Joel Holstege, Hope	1995-98	118	301
Mike McGarvey, Ursinus	2003-06	111	300
Mario Thompson, Occidental	1999-01	71	300
Darrell Lewis, Lincoln (Pa.)	1996-99	86	298
Henry Shannon, Maryville (Mo.)	1996-99	106	292
B.J. Reilly, Montclair St.	1997-00	101	287
Damien Hunter, Alvernia	1995-98	110	287
Keith Poppor, Amherst	1993-96	98	283
Carl Cochran, Richard Stockton	1994-97	113	281
Kevin Weakly, Otterbein	1996-99	104	277
Terrence Stewart, Rowan	1993-96	113	277

\*record

**STEAL AVERAGE**

(Minimum 175 steals)

Player, Team	Seasons	G	Stl.	Avg.
Moses Jean-Pierre, Plymouth St.	1993-94	55	303	*5.51
Daniel Martinez, McMurry	1998-00	76	380	5.00
Ivo Moyano, Polytechnic (N.Y.)	1994-97	87	368	4.23
Mario Thompson, Occidental	1999-01	71	300	4.23
John Gallogly, Salve Regina	1995-98	98	413	4.21
Tennyson Whitted, Ramapo	2000-03	108	*448	4.15
Greg Dean, Concordia-M'head	1995-97	75	307	4.09
Keith Darden, Concordia-Austin	2001-02, 04-05	90	348	3.87
Rodney Lusain, UC San Diego	1993-94	50	193	3.86
Eric Bell, New Paltz St.	1993-96	94	355	3.78
Benny West, Howard Payne	2001-04	98	363	3.70
David Brown, Westfield St.	1993-95	53	193	3.64
Scott Clarke, Utica	1993-96	96	346	3.60
Ricky Hollis, Brockport St.	1999-02	90	322	3.58
Gerald Garlic, Goucher	1993-95	70	244	3.49
Darrel Lewis, Lincoln (Pa.)	1996-99	86	298	3.47
Shuron Woodyard, Villa Julie	1995-97	73	238	3.26
Jeff Mikos, Milwaukee Engr.	2003-06	105	340	3.24
Shawn McCarthy, Hunter	1993-95	81	261	3.22
Carl Small, Cornell College	1993-95	69	222	3.22
Horace Jenkins, Wm. Paterson	1998-01	82	263	3.21
Tom Roeder, St. Joseph's (L.I.)	1999-02	98	303	3.09
Deron Black, Allegheny	1993-96	78	240	3.08
Reuben Reyes, Salve Regina	1993-95	74	226	3.05
Ernie Peavy, Wis.-Platteville	1993-95	87	264	3.03

\*record

**Annual Individual Champions**

**Scoring Average**

Season	Player, Team	G	FG	FT	Pts.	Avg.
1974	Dana Wilson, Husson	20	288	122	698	34.9
1975	Dwain Govan, Bishop	29	392	179	963	33.2
1976	Rickey Sutton, Lyndon St.	14	207	93	507	36.2
1977	Rickey Sutton, Lyndon St.	16	223	112	558	34.9
1978	John Atkins, Knoxville	25	340	103	783	31.3
1979	Scott Rogers, Kenyon	24	289	109	687	28.6
1980	Ray Buckland, Mass.-Boston	25	271	153	695	27.8
1981	Gerald Reece, William Penn	27	306	145	757	28.0
1982	Ashley Cooper, Ripon	22	256	89	601	27.3
1983	Shannon Lilly, Bishop	26	345	218	908	34.9
1984	Mark Van Valkenburg, Framingham St.	25	312	133	757	30.3
1985	Adam St. John, Maine Maritime	18	193	135	521	28.9
1986	John Saintignon, UC Santa Cruz	22	291	104	686	31.2
1987	Rod Swartz, Hiram	23	232	78	675	29.3
1988	Matt Hancock, Colby	27	275	56	853	31.6

Season	Player, Team	G	FG	3FG	FT	Pts.	Avg.
1989	Greg Grant, TCNJ	32	387	76	194	*1,044	32.6
1990	Grant Glover, Rust	23	235	1	164	635	27.6
1991	Andre Foreman, Salisbury	29	350	39	175	914	31.5
1992	Jeff deLaveaga, Cal Lutheran	28	258	122	187	825	29.5
1993	Dave Shaw, Drew	23	210	74	169	663	28.8
1994	Steve Diekmann, Grinnell	21	250	117	106	723	34.4
1995	Steve Diekmann, Grinnell	20	223	137	162	745	*37.3
1996	Ed Brands, Grinnell	24	260	158	136	814	33.9
1997	Mark Bedell, Fisk	19	177	97	88	539	28.4
1998	Jeff Clement, Grinnell	22	238	*186	84	746	33.9
1999	Jeff Clement, Grinnell	22	217	166	121	721	32.8
2000	Willie Chandler, Misericordia	27	249	92	114	704	26.1
2001	Willie Chandler, Misericordia	26	271	96	125	763	29.3
2002	Patrick Glover, Johnson St.	24	237	28	147	649	27.0
2003	Patrick Glover, Johnson St.	26	269	37	188	763	29.3
2004	Dennis Stanton, Ursinus	27	261	140	217	879	32.6
2005	Tim Russell, Albertus Magnus	25	292	74	161	819	32.8
2006	Kyle Myrick, Lincoln (Pa.)	30	387	59	177	1,010	33.7

\*record



### Field-Goal Percentage

Season	Player, Team	G	FG	FGA	Pct.
1974	Fred Waldstein, Wartburg.....	28	163	248	65.7
1975	Dan Woodard, Elizabethtown.....	23	190	299	63.5
1976	Paul Merlis, Yeshiva.....	21	145	217	66.8
1977	Brent Cawelti, Trinity (Conn.).....	20	107	164	65.2
1978	Earl Keith, Stony Brook.....	29	228	322	70.8
1979	Ed Owens, Hampden-Sydney.....	24	140	192	72.9
1980	E.D. Schechterley, Lynchburg.....	25	184	259	71.0
1981	Tony Rychlec, Mass. Maritime.....	25	233	311	74.9
1982	Pete Metzelaars, Wabash.....	28	271	360	75.3
1983	Mike Johnson, Drew.....	23	138	205	67.3
1984	Mark Van Valkenburg, Framingham St.....	25	312	467	66.8
1985	Reinout Brugman, Muhlenberg.....	26	176	266	66.2
1986	Oliver Kyler, Frostburg St.....	28	183	266	68.8
1987	Tim Ervin, Albion.....	21	127	194	65.5
1988	Matt Strong, Hope.....	27	163	232	70.3
1989	Kevin Ryan, TCNJ.....	32	246	345	71.3
1990	Bill Triplett, NJIT.....	28	169	237	71.3
1991	Scott Baxter, Capital.....	26	164	226	72.6
1992	Brett Grebing, Redlands.....	23	125	176	71.0
1993	Jim Leibel, St. Thomas (Minn.).....	28	141	202	69.8
1994	Travis Weiss, St. John's (Minn.).....	26	160	209	*76.6
1995	Justin Wilkins, Neb. Wesleyan.....	28	163	237	68.8
1996	Jason Light, Emory & Henry.....	25	207	294	70.4
1997	Jason Hayes, Marietta.....	25	184	271	67.9
1998	Lonnie Walker, Alvernia.....	27	165	237	69.6
1999	Jason Nickerson, Va. Wesleyan.....	26	242	363	66.7
2000	Jack Jirak, Hampden-Sydney.....	28	147	220	66.8
2001	John Thomas, Fontbonne.....	22	157	223	70.4
2002	Omar Warthen, Neumann.....	27	135	202	66.8
2003	Aaron Marshall, St. Lawrence.....	27	206	305	67.5
2004	Jon Kanzelman, Baptist Bible (Pa.).....	26	144	212	67.9
2005	Brandon King, Rowan.....	26	141	196	71.9
2006	Brian Schmitting, Ripon.....	21	122	160	76.3

\*record

### Three-Point Field Goals Made Per Game

Season	Player, Team	G	3FG	Avg.
1987	Scott Fearin, MacMurray.....	25	96	3.8
1988	Jeff Jones, Lycoming.....	23	97	4.2
1989	Brad Block, Aurora.....	26	112	4.3
1990	Chris Hamilton, Blackburn.....	24	109	4.5
1991	Chris Jans, Loras.....	25	133	5.3
1992	Jeff delaveaga, Cal Lutheran.....	28	122	4.4
1993	Mike Connelly, Catholic.....	27	111	4.1
1994	Steve Diekmann, Grinnell.....	21	117	5.6
1995	Steve Diekmann, Grinnell.....	20	137	6.8
1996	Ed Brands, Grinnell.....	24	158	6.6
1997	Jeff Clement, Grinnell.....	22	113	5.1
1998	Jeff Clement, Grinnell.....	22	*186	*8.5
1999	Jeff Clement, Grinnell.....	22	166	7.5
2000	Woody Piirto, Grinnell.....	20	87	4.3
2001	Nevada Smith, Bethany (W.V.).....	26	101	3.9
2002	Steve Nordlund, Grinnell.....	24	137	5.7
2003	Steve Nordlund, Grinnell.....	28	119	4.8
2004	Billy Shivers, Redlands.....	25	153	6.1
2005	Jarett Kearsse, Lincoln (Pa.).....	22	105	4.8
2006	Amir Mazarei, Redlands.....	24	138	5.8

\*record

### Three-Point Field-Goal Percentage

Season	Player, Team	G	3FG	3FGA	Pct.
1987	Chris Miles, NJIT.....	26	41	65	63.1
1988	Ray Magee, Richard Stockton.....	26	41	71	57.7
1989	Reggie James, NJIT.....	29	59	88	*67.0
1990	Matt Miota, Lawrence.....	22	33	54	61.1
1991	Mike Bachman, Alma.....	26	46	76	60.5
1992	John Kmack, Plattsburgh St.....	26	44	84	52.4
1993	Brad Apple, Greensboro.....	26	49	91	53.8
1994	Trever George, Coast Guard.....	23	38	72	52.8
1995	Tony Frieden, Manchester.....	32	58	107	54.2
1996	Joey Bigler, John Carroll.....	27	54	111	48.6
1997	Andy Strommen, Chicago.....	27	49	93	52.7
1998	Pat Maloney, Catholic.....	29	59	114	51.8
1999	Al Callejas, Scranton.....	26	66	122	54.1
2000	Brett Lively, Mary Washington.....	20	40	78	51.3
2001	Bryan Bertola, Lake Forest.....	23	58	110	52.7
2002	Doug Schneider, Pitt-Bradford.....	28	78	143	54.5
2003	Jeremy Currier, Endicott.....	28	74	144	51.4
2004	Landon Lewis, Chapman.....	24	84	159	52.8



**Redlands' Amir Mazarei led the country in three-point field goals made per game last season. His 5.8 average ranks among the top 10 ever in Division III. His 138 three-point field goals made last season also ranked among the Division III all-time leaders.**

Photo courtesy of Redlands Sports Information

Season	Player, Team	G	3FG	3FGA	Pct.
2005	John McAllen, Rivier.....	26	68	135	50.4
2006	Peter Lipka, Farmingdale.....	26	67	121	55.4

\*record

### Free-Throw Percentage

Season	Player, Team	G	FT	FTA	Pct.
1974	Bruce Johnson, Plymouth St.....	17	73	81	90.1
1975	Harold Howard, Austin.....	24	83	92	90.2
1976	Tim Mieuse, Hamline.....	25	88	95	92.6
1977	Mike Scheib, Susquehanna.....	22	80	85	94.1
1978	Jerry Prestier, Baldwin-Wallace.....	25	125	134	93.3
1979	Joe Purcell, King's (Pa.).....	26	66	71	93.0
1980	David Whiteside, UNC Greensboro.....	28	120	132	90.9
1981	Jim Cooney, Elmhurst.....	26	65	72	90.3
1982	Shannon Lilly, Bishop.....	22	142	153	92.8
1983	Mike Sain, Eureka.....	26	66	72	91.7
1984	Chris Genian, Redlands.....	24	71	78	91.0
1985	Bob Possehl, Coe.....	22	59	65	90.8
1986	Eric Jacobs, Scranton.....	29	81	87	93.1
1987	Chris Miles, NJIT.....	26	70	76	92.1
1988	Jeff Bowers, Southern Me.....	29	95	102	93.1
1989	Yudi Teichman, Yeshiva.....	21	119	125	95.2
1990	Todd Reinhardt, Wartburg.....	26	91	98	92.9
1991	Andy Enfield, Johns Hopkins.....	29	123	129	95.3
1992	Chris Carideo, Widener.....	26	80	84	95.2
1993	Jim Durrell, Colby-Sawyer.....	25	67	72	93.1
1994	Jason Prenevost, Middlebury.....	22	60	64	93.8
1995	Matt Freeseemann, Wartburg.....	24	128	138	92.8
1996	Charlie Nanick, Scranton.....	25	96	103	93.2
1997	Mark Giovino, Babson.....	28	86	91	94.5
1998	Chanse Young, Manchester.....	25	65	68	95.6
1999	Ryan Eklund, Wis.-La Crosse.....	26	80	87	92.0
2000	Korey Coon, Ill. Wesleyan.....	25	157	163	*96.3
2001	Derrick Rogers, Averett.....	27	72	77	93.5
2002	Jason Luisi, Suffolk.....	28	87	94	92.6
2003	Nick Wilkins, Coe.....	26	66	69	95.7
2004	Joe Bueckers, Concordia-M'head.....	26	71	75	94.7
2005	Hans Hoeg, Wis.-River Falls.....	25	113	121	93.4
2006	Tony Bollier, Wheaton (Ill.).....	25	104	112	92.9
	Matt Secrease, Hendrix.....	24	65	70	92.9

\*record

### Rebound Average

Season	Player, Team	G	Reb.	Avg.
1974	Fred Petty, Southern N.H.....	22	436	19.8
1975	Larry Parker, Plattsburgh St.....	23	430	18.7
1976	Joe Manley, Bowie St.....	29	*579	*19.97
1977	Larry Williams, Pratt.....	24	457	19.0
1978	John Jordan, Southern Me.....	29	536	18.5
1979	Dave Kufeld, Yeshiva.....	20	355	17.8
1980	Dave Kufeld, Yeshiva.....	20	353	17.7
1981	Kevin Clark, Clark (Mass.).....	27	465	17.2



Season	Player, Team	G	Reb.	Avg.
1982	Len Washington, Mass.-Boston	23	361	15.7
1983	Luis Frias, Anna Maria	23	320	13.9
1984	Joe Weber, Aurora	27	370	13.7
1985	Albert Wells, Rust	22	326	14.8
1986	Russell Thompson, Westfield St.	22	338	15.4
1987	Randy Gorniak, Penn St.-Behrend	25	410	16.4
1988	Mike Nelson, Hamilton	26	349	13.4
1989	Clinton Montford, Methodist	27	459	17.0
1990	Michael Stubbs, Trinity (Conn.)	22	398	18.1
1991	Mike Smith, Hamilton	27	435	16.1
1992	Jeff Black, Fitchburg St.	22	363	16.5
1993	Steve Lemmer, Hamilton	27	404	15.0
1994	Chris Sullivan, St. John Fisher	23	319	13.9
1995	Scott Suhr, Milwaukee Engr.	25	349	14.0
1996	Craig Jones, Rochester Inst.	26	363	14.0
1997	Lonnie Walker, Alvernia	32	430	13.4
1998	Adam Doll, Simpson	25	366	14.6
1999	Anthony Peeples, Montclair St.	24	345	14.4
2000	Jeff Gibbs, Otterbein	23	307	13.3
2001	Jeff Gibbs, Otterbein	25	390	15.6
2002	Jeff Gibbs, Otterbein	32	523	16.3
2003	Jed Johnson, Maine Maritime	25	414	16.6
2004	Matt Clement, Maine Maritime	19	303	15.9
2005	Jeremy Coleman, Phila. Bible	28	391	14.0
2006	Anthony Fitzgerald, Villa Julie	29	416	14.3

\*record

### Assist Average

Season	Player, Team	G	Ass.	Avg.
1989	Robert James, Kean	27	*391	*13.5
1990	Albert Kirchner, Mt. St. Vincent	24	267	11.1
1991	Eric Johnson, Coe	24	238	9.9
1992	Edgar Loera, La Verne	23	202	8.8
1993	David Genovese, Mt. St. Vincent	27	237	8.8
1994	Phil Dixon, Shenandoah	26	253	9.7
1995	Joe Marcotte, N.J. Inst. of Tech.	30	292	9.7
1996	Andre Bolton, Chris. Newport	30	289	9.6
1997	Deshone Bond, Stillman	25	235	9.4
1998	David Rubin, Hobart	25	237	9.5
1999	Tim Kelly, Pacific Lutheran	25	214	8.6
2000	Daniel Martinez, McMurry	29	229	7.9
2001	Jimmy Driggs, Hamilton	25	213	8.5
2002	Tennyson Whitted, Ramapo	29	319	11.0

Season	Player, Team	G	Ass.	Avg.
2003	Tennyson Whitted, Ramapo	30	253	8.4
2004	Michael Crotty, Williams	32	249	7.8
2005	John Ancrum, Elms	29	245	8.4
2006	David Arseneault, Grinnell	23	198	8.6

\*record

### Blocked-Shot Average

Season	Player, Team	G	Stl.	Avg.
1993	Matt Cusano, Scranton	29	145	5.0
1994	Andrew South, NJIT	27	128	4.7
1995	Ira Nicholson, Mt. St. Vincent	28	188	6.7
1996	Ira Nicholson, Mt. St. Vincent	27	163	6.0
1997	Tory Black, NJIT	26	*198	*7.6
1998	Tony Seehase, Upper Iowa	23	89	3.9
1999	Neil Edwards, York (N.Y.)	26	144	5.5
2000	Neil Edwards, York (N.Y.)	26	193	7.4
2001	Johnny Woods, Wesley	22	101	4.6
2002	Kyle McNamar, Curry	25	107	4.3
2003	John Bunch, Lincoln (Pa.)	23	92	4.0
2004	John Bunch, Lincoln (Pa.)	25	173	6.9
2005	Ifesinachi Anosike, Salem St.	29	129	4.4
2006	Drew Cohen, Colby	23	111	4.8

\*record

### Steal Average

Season	Player, Team	G	Stl.	Avg.
1993	Moses Jean-Pierre, Plymouth St.	25	114	4.6
1994	Moses Jean-Pierre, Plymouth St.	30	*189	*6.3
1995	Barry Aranoff, Yeshiva	22	121	5.5
1996	Purvis Presha, Stillman	25	144	5.8
1997	John Gallogly, Salve Regina	24	137	5.7
1998	John Gallogly, Salve Regina	23	121	5.3
1999	Mario Thompson, Occidental	24	114	4.8
2000	Daniel Martinez, McMurry	29	178	6.1
2001	Keith Darden, Concordia-Austin	24	111	4.6
2002	Tennyson Whitted, Ramapo	29	138	4.8
2003	Benny West, Howard Payne	24	99	4.1
2004	Benny West, Howard Payne	25	116	4.6
2005	Keith Darden, Concordia-Austin	25	96	3.8
2006	Quameir Harding, Ramapo	29	116	4.0

\*record

## Annual Team Champions

### Won-Lost Percentage

Season	Team	Won	Lost	Pct.
1974	Calvin	21	2	.913
1975	Calvin	22	1	.957
1976	Husson	25	1	.961
1977	Mass.-Boston	25	3	.893
1978	North Park	29	2	.935
1979	Stony Brook	24	3	.889
1980	Franklin Pierce	29	2	.935
1981	Potsdam St.	30	2	.938
1982	St. Andrews	27	3	.900
1983	Roanoke	31	2	.939
1984	Roanoke	27	2	.931
1985	Colby	22	3	.880
1986	Potsdam St.	32	0	1.000
1987	Potsdam St.	28	1	.966
1988	Scranton	29	3	.906
1989	TCNJ	30	2	.938
1990	Colby	26	1	.963
1991	Hamilton	26	1	.963
1992	Calvin	31	1	.969
1993	Rowan	29	2	.935
1994	Wittenberg	30	2	.938
1995	Wis.-Platteville	31	0	1.000
1996	Wilkes	28	2	.933
1997	Ill. Wesleyan	29	2	.935
1998	Wis.-Platteville	30	0	1.000
1999	Connecticut Col.	28	1	.966
2000	Calvin	30	2	.938
2001	Mass.-Dartmouth	25	3	.893
2002	Carthage	28	2	.933
2003	Williams	31	1	.969
2004	Williams	30	2	.938
2005	St. John Fisher	28	1	.966
2006	Lawrence	25	1	.962

### Scoring Offense

Season	Team	G	W-L	Pts.	Avg.
1974	Bishop	26	14-12	2,527	97.2
1975	Bishop	29	25-4	2,932	101.1
1976	Husson	26	25-1	2,567	98.7
1977	Mercy	25	16-9	2,587	103.5
1978	Mercy	26	16-10	2,602	10.1
1979	Ashland	25	14-11	2,375	95.0
1980	Franklin Pierce	31	29-2	3,073	99.1
1981	Husson	23	20-3	2,173	94.5
1982	Husson	26	19-7	2,279	87.7
1983	Bishop	26	18-8	2,529	97.3
1984	St. Joseph's (Me.)	29	24-5	2,666	91.9
1985	St. Joseph's (Me.)	30	22-8	2,752	91.7
1986	St. Joseph's (Me.)	30	26-4	2,837	94.6
1987	Bishop	26	13-13	2,534	97.5
1988	St. Joseph's (Me.)	29	20-9	2,785	96.0
1989	Redlands	25	15-10	2,507	10.3
1990	Salisbury	27	14-13	2,822	104.5
1991	Redlands	26	15-11	2,726	104.8
1992	Redlands	25	18-7	2,510	10.4
1993	Salisbury	26	18-8	2,551	98.1
1994	Grinnell	21	13-8	2,297	109.4
1995	Grinnell	21	14-7	2,422	115.3
1996	Grinnell	25	17-8	2,587	103.5
1997	Grinnell	22	10-12	2,254	102.5
1998	Grinnell	22	10-12	2,434	11.6
1999	Grinnell	22	11-11	2,509	114.0
2000	Grinnell	21	6-15	2,175	103.6
2001	Grinnell	24	16-8	2,837	118.2
2002	Grinnell	24	12-12	2,997	124.9
2003	Grinnell	25	19-6	3,119	124.8
2004	Grinnell	24	18-6	3,029	126.2
2005	Redlands	25	14-11	*3,310	*132.4
2006	Grinnell	23	14-9	2,699	117.3

\*record

### Scoring Defense

Season	Team	G	W-L	Pts.	Avg.
1974	Fredonia St.	22	13-9	1,049	47.7
1975	Chicago	15	9-6	790	52.7
1976	Fredonia St.	23	10-13	1,223	53.2
1977	Hamline	30	22-8	1,560	52.0
1978	Widener	31	26-5	1,693	54.6
1979	Coast Guard	24	21-3	1,160	48.3
1980	John Jay	27	10-17	1,411	52.3
1981	Wis.-Stevens Point	26	19-7	1,394	53.6
1982	Wis.-Stevens Point	28	22-6	1,491	53.3
1983	Ohio Northern	26	18-8	1,379	53.0
1984	Wis.-Stevens Point	32	28-4	1,559	48.7
1985	Wis.-Stevens Point	30	25-3	1,438	47.9
1986	Widener	27	15-12	1,356	50.2
1987	Muskingum	27	16-11	1,454	53.9
1988	Ohio Northern	30	21-9	1,734	57.8
1989	Wooster	28	21-7	1,600	57.1
1990	Randolph-Macon	29	24-5	1,646	56.8
1991	Ohio Northern	27	14-13	1,508	55.9
1992	Wittenberg	29	23-6	1,651	56.9
1993	St. Thomas (Minn.)	28	19-9	1,599	57.1
1994	Yeshiva	22	12-10	1,308	59.5
1995	Johnson St.	26	15-11	1,559	60.0
1996	Upper Iowa	26	21-5	1,500	57.7
1997	Wis.-Platteville	27	24-3	1,283	*47.5
1998	Wis.-Platteville	30	30-0	1,552	51.7
1999	Rowan	27	25-2	1,549	57.4
2000	Baruch	28	19-9	1,639	58.5
2001	Cortland St.	28	21-7	1,678	59.9
2002	Babson	30	25-5	1,693	56.4
2003	Randolph-Macon	30	28-2	1,599	53.3
2004	Penn St.-Behrend	26	22-4	1,366	52.5
2005	Wittenberg	29	25-4	1,613	55.6
2006	Wittenberg	34	30-4	1,857	54.6

\*record

### Scoring Margin

Season	Team	Off.	Def.	Mar.
1974	Fisk	83.3	65.7	17.6
1975	Monmouth (Ill.)	83.9	66.0	17.9
1976	Husson	98.7	67.6	*31.1
1977	Husson	101.2	78.6	22.6
1978	Stony Brook	86.6	68.7	17.9
1979	North Park	84.4	67.3	17.1
1980	Franklin Pierce	99.1	76.5	22.6
1981	Husson	94.5	70.1	24.4
1982	Hope	83.9	70.0	13.8
1983	Trinity (Conn.)	79.8	61.4	18.4
1984	Wis.-Stevens Point	68.4	48.7	19.7
1985	Hope	85.4	66.0	19.4
1986	Potsdam St.	81.5	57.3	24.2
1987	NJIT	90.8	63.9	26.9
1988	Cal St. San B'dino	89.4	69.4	20.0
1989	TCNJ	92.3	68.5	23.8
1990	Colby	94.7	71.9	22.8
1991	Hamilton	89.8	66.2	23.6
1992	NJIT	95.0	73.4	21.6
1993	NJIT	90.4	65.7	24.7
1994	Rowan	89.6	64.4	25.3
1995	Colby-Sawyer	94.4	71.7	22.6
1996	Cabrini	89.4	67.6	21.8
1997	Williams	83.6	62.5	21.0
1998	Wis.-Platteville	73.9	51.7	22.2
1999	Hampden-Sydney	84.2	62.3	21.9
2000	Hampden-Sydney	88.2	66.4	21.8
2001	Chapman	81.2	63.4	17.9
2002	Brockport St.	84.5	64.9	19.6
2003	Williams	83.1	62.4	20.7
2004	Amherst	87.1	66.3	20.8
2005	Wittenberg	74.2	55.6	18.6
2006	Wooster	98.2	76.6	21.5

\*record

### Field-Goal Percentage

Season	Team	FG	FGA	Pct.
1974	Muskingum	560	1,056	53.0
1975	Savannah St.	1,072	1,978	54.2
1976	Stony Brook	778	1,401	55.5

Season	Team	FG	FGA	Pct.
1977	Stony Brook	842	1,455	57.9
1978	Stony Brook	1,033	1,721	*60.0
1979	Stony Brook	980	1,651	59.4
1980	Framingham St.	924	1,613	57.3
1981	Averett	845	1,447	58.4
1982	Lebanon Valley	608	1,098	55.4
1983	Bishop	1,037	1,775	58.4
1984	Framingham St.	849	1,446	58.7
1985	Me.-Farmington	751	1,347	55.8
1986	Frostburg St.	971	1,747	55.6
1987	NJIT	969	1,799	53.9
1988	Rust	878	1,493	58.8
1989	Bridgewater (Va.)	650	1,181	55.0
1990	Warburg	792	1,474	53.7
1991	Otterbein	1,104	2,050	53.9
1992	Bridgewater (Va.)	706	1,315	53.7
1993	St. John's (Minn.)	744	1,415	52.6
1994	Oglethorpe	774	1,491	51.9
1995	Simpson	892	1,627	54.8
1996	Simpson	946	1,749	54.1
1997	Neb. Wesleyan	968	1,834	52.8
1998	Ill. Wesleyan	843	1,546	54.5
1999	Lebanon Valley	751	1,445	52.0
2000	Franklin	814	1,577	51.6
2001	St. John's (Minn.)	772	1,471	52.5
2002	Wis.-Oshkosh	784	1,500	52.3
2003	Wis.-Oshkosh	849	1,600	53.1
2004	Chapman	648	1,266	51.2
2005	Cal Lutheran	659	1,251	52.7
2006	Baldwin-Wallace	933	1,743	53.5

\*record

### Field-Goal Percentage Defense

Season	Team	FG	FGA	Pct.
1978	Grove City	589	1,477	39.9
1979	Coast Guard	464	1,172	39.6
1980	Calvin	552	1,364	40.5
1981	Wittenberg	670	1,651	40.6
1982	Tufts	622	1,505	41.3
1983	Trinity (Conn.)	580	1,408	41.2
1984	Widener	617	1,557	39.6
1985	Colby	679	1,712	39.7
1986	Widener	531	1,344	39.5
1987	Widener	608	1,636	37.2
1988	Rust	603	1,499	40.2
1989	Wooster	595	1,563	38.1
1990	Rochester	760	1,990	38.2
1991	Hamilton	679	1,771	38.3
1992	Scranton	589	1,547	38.1
1993	Scranton	659	1,806	36.5
1994	Lebanon Valley	708	1,925	36.8
1995	New Jersey City	702	1,897	37.0
1996	Bowdoin	569	1,482	38.4
1997	NJIT	572	1,565	36.5
1998	Rhodes	552	1,488	37.1
1999	Grove City	533	1,469	36.3
2000	Baruch	608	1,689	*36.0
2001	Endicott	575	1,569	36.6
2002	Rowan	503	1,377	36.5
2003	Trinity (Tex.)	589	1,587	37.1
2004	Kean	517	1,398	37.0
2005	Lebanon Valley	576	1,595	36.1
2006	Huntingdon	568	1,604	35.4

\*record

### Three-Point Field Goals Made Per Game

Season	Team	G	3FG	Avg.
1987	Grinnell	22	166	7.5
1988	Southern Me.	29	233	8.0
1989	Redlands	25	261	10.4
1990	Augsburg	25	266	10.6
1991	Redlands	26	307	11.8
1992	Catholic	26	335	12.9
1993	Anna Maria	27	302	11.2
1994	Grinnell	21	297	14.1
1995	Grinnell	21	368	17.5
1996	Grinnell	25	415	16.6
1997	Grinnell	22	367	16.7
1998	Grinnell	22	406	18.5
1999	Grinnell	22	436	19.8
2000	Grinnell	21	353	16.8
2001	Grinnell	24	443	18.5
2002	Grinnell	24	490	20.4

Season	Team	G	3FG	Avg.
2003	Grinnell	25	522	20.9
2004	Redlands	25	585	23.4
2005	Redlands	25	*595	*23.8
2006	Redlands	24	507	21.1

\*record

### Three-Point Field-Goal Percentage

Season	Team	G	3FG	3FGA	Pct.
1987	Mass.-Dartmouth	28	102	198	51.5
1988	Richard Stockton	26	122	211	57.8
1989	NJIT	29	124	200	*62.0
1990	Western New Eng.	26	85	167	50.9
1991	Ripon	26	154	331	46.5
1992	Dickinson	27	126	267	47.2
1993	DePauw	26	191	419	45.6
1994	Eureka	31	317	646	49.1
1995	Manchester	32	222	487	45.6
1996	John Carroll	27	169	388	43.6
1997	Williams	30	235	507	46.4
1998	Franklin	29	168	390	43.1
1999	Union (N.Y.)	25	233	512	45.5
2000	Franklin	28	195	467	41.8
2001	Albion	25	192	417	46.0
2002	Gordon	27	262	590	44.4
2003	Wis.-Oshkosh	32	229	532	43.0
2004	Ill. Wesleyan	28	201	458	43.9
2005	Concordia-M'head	25	140	322	43.5
2006	Potsdam St.	28	210	485	43.3

\*record

### Free-Throw Percentage

Season	Team	FT	FTA	Pct.
1974	Lake Superior St.	369	461	80.0
1975	Muskingum	298	379	78.6
1976	Case Reserve	266	343	77.6
1977	Hamilton	491	640	76.7
1978	Case Reserve	278	351	79.2
1979	Marietta	364	460	79.1
1980	Denison	377	478	78.9
1981	Ripon	378	494	76.5
1982	Otterbein	458	589	77.8
1983	DePauw	368	475	77.5
1984	Redlands	426	534	79.8
1985	Wis.-Stevens Point	363	455	79.8
1986	Heidelberg	375	489	76.7
1987	Denison	442	560	78.9
1988	Capital	377	473	79.7
1989	Colby	464	585	79.3
1990	Colby	485	605	80.2

Season	Team	FT	FTA	Pct.
1991	Wartburg	565	711	79.5
1992	Thiel	393	491	80.0
1993	Colby	391	506	77.3
1994	Wheaton (Ill.)	455	572	79.5
1995	Baldwin-Wallace	454	582	78.0
1996	Anderson	454	592	76.7
1997	Ill. Wesleyan	616	790	78.0
1998	Wis.-Oshkosh	516	631	*81.8
1999	Carleton	423	540	78.3
2000	Ill. Wesleyan	426	543	78.5
2001	Franklin	570	713	79.9
2002	Moravian	407	512	79.5
2003	Wooster	543	685	79.3
2004	St. Norbert	307	377	81.4
2005	Louisiana Col.	358	455	78.7
2006	Wis.-Stevens Point	419	529	79.2

\*record

### Rebound Margin

Season	Team	Off.	Def.	Mar.
1976	Bowie St.	54.0	37.5	16.5
1977	Husson	51.6	35.0	16.7
1978	Gallaudet	46.3	33.0	13.3
1979	St. Lawrence	43.2	28.7	14.5
1980	Elmira	41.4	28.7	12.7
1981	Clark (Mass.)	40.0	25.0	15.0
1982	Maryville (Mo.)	41.0	26.7	14.4
1983	Framingham St.	38.0	22.2	15.8
1984	New England Col.	43.3	29.3	14.0
1985	Bethel (Minn.)	45.0	32.2	12.8
1986	St. Joseph's (Me.)	43.7	29.5	14.2
1987	Elmira	40.6	29.3	11.3
1988	Cal St. San B'dino	46.6	29.7	16.9
1989	Yeshiva	49.8	34.6	15.2
1990	Bethel (Minn.)	42.2	30.3	12.0
1991	Hamilton	49.6	32.5	*17.0
1992	Bethel (Minn.)	42.3	31.0	11.3
1993	Eureka	33.9	22.2	11.7
1994	Maritime (N.Y.)	46.3	32.3	14.1
1995	Wittenberg	43.1	29.2	13.9
1996	Cabrini	47.9	34.7	13.1
1997	Rochester Inst.	42.8	31.9	10.8
1998	Chris. Newport	47.5	33.7	13.9
1999	Rensselaer	41.5	29.8	11.7
2000	Albright	41.3	29.6	11.7
2001	Wittenberg	44.7	30.7	14.0
2002	Wittenberg	42.5	30.1	12.4
2003	Williams	43.7	31.1	12.6
2004	Wooster	40.6	27.8	12.8
2005	Norwich	45.1	32.6	12.5
2006	Coast Guard	40.6	29.5	11.1

\*record

## 2006 Most-Improved Teams

School (Coach)	2005	2004	*Games Improved
1. Wis.-La Crosse (Ken Koelbl)	20-8	7-18	11½
2. Arcadia (Patrick Dorney)	16-11	4-21	11
2. Hope (Glenn Van Wieren)	28-3	15-12	11
4. Howard Payne (Charles Pattillo)	20-7	9-16	10
5. Wilmington (Ohio) (Marc Kuntz)	20-7	10-16	9½
6. Mass.-Boston (Charlie Titus)	18-11	8-18	8½
7. Gallaudet (James DeStefano)	14-12	6-20	8
7. Hartwick (Paul Culp)	10-15	2-23	8
7. MIT (Larry Anderson)	21-9	10-14	8
7. Utica (Andrew Goodemote)	23-7	13-13	8
7. Wesley (Christopher Wentworth)	16-12	6-18	8
12. Connecticut Col. (Tom Satran)	13-11	5-18	7½

School (Coach)	2005	2004	*Games Improved
12. Maryville (Mo.) (Matt Rogers)	18-9	10-16	7½
12. St. John's (Minn.) (Jim Smith)	16-10	8-17	7½
12. Waynesburg (Frank Ferraro)	16-11	8-18	7½
12. Widener (Dave Duda)	23-6	13-11	7½
17. Case Reserve (Sean McDonnell)	12-13	5-20	7
17. Drew (Walter Townes)	9-16	2-23	7
17. Gordon (Mike Schauer)	23-5	15-11	7
17. Hamilton (Tobin Anderson)	23-5	15-11	7

\*To determine games improved, add the difference in victories between the two seasons to the difference in losses, then divide by two.

## All-Time Winningest Teams

Includes records as a senior college only; minimum 10 seasons of competition. Postseason games are included.

### By Percentage

Team	Yrs.	Won	Lost	Pct.
1. Wittenberg	95	1,537	613	.715
2. Colby-Sawyer	16	296	133	.690
3. Cabrini	26	492	230	.681
4. Calvin	87	1,201	581	.674
5. Hope	100	1,344	669	.668
6. Chris. Newport	39	677	351	.659
7. Wooster	105	1,402	734	.656
8. Williams	105	1,268	667	.655
9. St. Joseph's (Me.)	35	606	320	.654
10. Staten Island	28	509	272	.652
11. Wis.-Eau Claire	90	1,259	686	*.647
12. Richard Stockton	34	587	320	.647
13. Defiance	59	965	532	.645
14. Ill. Wesleyan	97	1,420	793	.642
15. New Jersey City	64	956	546	.636
16. St. John Fisher	44	678	393	.633
17. Roanoke	93	1,233	716	.633
18. New York U.	88	1,135	660	.632
19. St. Thomas (Minn.)	97	1,373	799	.632
20. Wartburg	71	1,044	628	.624
21. Wis.-Stevens Point	108	1,227	742	.623
22. Mass.-Dartmouth	40	636	402	.613
23. Springfield	97	1,288	840	.605
24. Randolph-Macon	93	1,274	832	.605
25. Amherst	105	1,029	684	.601
26. Augustana (Ill.)	101	1,254	836	.600
27. Colby	66	918	619	.597
28. Beloit	96	1,095	740	.597
29. Buffalo St.	77	986	667	.596
30. Scranton	89	1,254	850	.596

\*Includes one tie.

### By Victories

Team	Yrs.	Won	Lost	Pct.
1. Wittenberg	95	1,537	613	.715
2. Ill. Wesleyan	97	1,420	793	.642
3. Wooster	105	1,402	734	.656
4. St. Thomas (Minn.)	97	1,373	799	.632
5. Hope	100	1,344	669	.668
6. Neb. Wesleyan	101	1,303	888	.595
7. Springfield	97	1,288	840	.605
8. Randolph-Macon	93	1,274	832	.605
9. Gust. Adolphus	97	1,270	872	.593
10. Williams	105	1,268	667	.655
11. Wis.-Eau Claire	90	1,259	686	*.647
12. Augustana (Ill.)	101	1,254	836	.600
12. Scranton	89	1,254	850	.596
14. Roanoke	93	1,233	716	.633
15. Wis.-Stevens Point	108	1,227	742	.623
16. Wheaton (Ill.)	106	1,226	954	.562
17. Calvin	87	1,201	581	.674
18. Willamette	82	1,191	889	.573
19. Loras	98	1,181	919	.562
20. Muskingum	102	1,175	884	.571
21. Rochester	105	1,171	839	.583
22. Hamline	96	1,166	901	.564
23. Capital	100	1,164	790	.596
24. Hampden-Sydney	95	1,162	865	.573
25. Frank. & Marsh.	103	1,158	804	.590
26. Mount Union	109	1,156	981	.541
27. DePauw	100	1,152	904	.560
28. Albright	99	1,145	997	.535
29. Ohio Wesleyan	101	1,140	1,025	.527
30. New York U.	88	1,135	660	.632

\*Includes one tie. \*\*Includes two ties.

## Winningest Teams of the 2000s

### BY PERCENTAGE

(Minimum four seasons as NCAA member)

Team	Yrs.	Won	Lost	Pct.
1. Wooster	7	180	28	.865
2. Amherst	7	168	35	.828
3. Wittenberg	7	167	35	.827
4. Williams	7	157	37	.809
5. Wis.-Stevens Point	7	163	40	.803
6. Catholic	7	167	41	.803
7. Hanover	7	154	38	.802
8. Hampden-Sydney	7	161	40	.801
9. Buena Vista	7	163	41	.799
10. Mississippi Col.	7	154	39	.798
11. Salem St.	7	160	41	.796
12. Maryville (Tenn.)	7	159	41	.795
13. Washington-St. Louis	7	141	39	.783
14. Chris. Newport	7	150	44	.773
15. Calvin	7	158	48	.767
16. Frank. & Marsh.	7	154	47	.766
17. Rochester	7	143	46	.757
18. Gust. Adolphus	7	149	48	.756
19. St. John Fisher	7	145	47	.755
19. Trinity (Tex.)	7	145	47	.755
21. McMurry	7	139	49	.739
22. Wartburg	7	141	50	.738
23. Randolph-Macon	7	143	52	.733
24. Albion	7	137	50	.733
25. Ill. Wesleyan	7	142	52	.732
26. Chapman	7	128	48	.727
27. Trinity (Conn.)	7	125	47	.727
28. St. Thomas (Minn.)	7	137	52	.725
29. Colby-Sawyer	7	139	53	.724
30. Penn St.-Behrend	7	139	54	.720

### BY VICTORIES

(Minimum four seasons as NCAA member)

Team	Yrs.	Won	Lost	Pct.
1. Wooster	7	180	28	.865
2. Amherst	7	168	35	.828
3. Wittenberg	7	167	35	.827
3. Catholic	7	167	41	.803
5. Wis.-Stevens Point	7	163	40	.803
5. Buena Vista	7	163	41	.799
7. Hampden-Sydney	7	161	40	.801
8. Salem St.	7	160	41	.796
9. Maryville (Tenn.)	7	159	41	.795
10. Calvin	7	158	48	.767
11. Williams	7	157	37	.809
12. Hanover	7	154	38	.802
12. Mississippi Col.	7	154	39	.798
12. Frank. & Marsh.	7	154	47	.766
15. Chris. Newport	7	150	44	.773
16. Gust. Adolphus	7	149	48	.756
17. St. John Fisher	7	145	47	.755
17. Trinity (Tex.)	7	145	47	.755
19. Rochester	7	143	46	.757
19. Randolph-Macon	7	143	52	.733
21. Ill. Wesleyan	7	142	52	.732
21. Brockport St.	7	142	62	.696
23. Washington-St. Louis	7	141	39	.783
23. Wartburg	7	141	50	.738
23. Wm. Paterson	7	141	56	.716
26. Alvernia	7	140	58	.707
27. McMurry	7	139	49	.739
27. Colby-Sawyer	7	139	53	.724
27. Penn St.-Behrend	7	139	54	.720
27. Hope	7	139	55	.717



## All-Time Won-Lost Records

(Alphabetical Listing; No Minimum Seasons of Competition)

Team	First Year	Yrs.	Won	Lost	Pct.
Albion	1898	95	1,010	851	.543
Albright	1901	99	1,145	997	.535
Alfred	1921	89	751	985	.433
Allegheny	1896	111	1,077	908	.543
Alma	1912	93	884	1,030	.462
Alvernia	1975	32	503	356	.586
Amherst	1902	105	1,029	684	.601
Anderson (Ind.)	1932	74	900	898	.501
Augustana (Ill.)	1901	101	1,254	836	.600
Aurora	1913	90	864	891	.492
Austin	1911	76	545	1,005	.352
Babson	1931	66	718	674	.516
Baldwin-Wallace	1904	101	1,064	993	.517
Bates	1901	77	655	859	.433
Beloit	1906	96	1,095	740	.597
Benedictine (Ill.)	1966	40	561	457	.551
Bethany (W.Va.)	1906	98	863	1,037	.454
Bethel (Minn.)	1947	60	689	708	.493
Bluffton	1915	91	775	1,095	.414
Bowdoin	1942	65	590	728	.448
Bridgewater St.	1906	86	821	846	.493
Bridgewater (Va.)	1903	85	798	946	.458
Brockport St.	1929	74	843	703	.545
Buena Vista	1917	87	818	993	.452
Buffalo St.	1927	77	986	667	.596
Cabrini	1981	26	492	230	.681
Cal Lutheran	1962	45	551	660	.455
Caltech	1919	87	287	1,222	.190
Cal St. East Bay	1962	45	509	687	.426
Calvin	1920	87	1,201	581	.674
Capital	1907	100	1,164	790	.596
Carleton	1910	97	1,099	844	.566
Carnegie Mellon	1907	99	1,018	1,181	.463
Carroll (Wis.)	1956	51	497	711	.411
Carthage	1907	99	953	1,073	.470
Case Reserve	1902	105	1,077	916	.540
Castleton St.	1952	55	578	677	.461
Catholic	1912	94	1,087	965	.530
Central (Iowa)	1910	96	921	953	.491
Centre	1953	54	630	653	.491
Chapman	1923	81	1,085	836	.565
Chicago	1896	105	1,050	1,029	.505
Chris. Newport	1968	39	677	351	.659
CCNY	1905	101	995	960	.509
Claremont-M.S.	1959	48	635	563	.530
Clark (Mass.)	1921	84	851	819	.510
Clarke	1986	21	202	358	.361
Clarkson	1930	77	594	952	.384
Coast Guard	1926	80	668	884	.430
Coe	1901	106	948	967	.495
Colby	1938	66	918	619	.597
Colby-Sawyer	1991	16	296	133	.690
Colorado Col.	1915	92	817	1,035	.441
Concordia (Ill.)	1924	83	785	966	.448
Concordia-Austin	1959	39	323	641	.335
Concordia-M'head	1923	84	853	1,062	.445
Concordia (Wis.)	1916	91	936	852	.523
Connecticut Col.	1970	36	365	375	.493
Cornell College	1910	96	879	939	.483
Corland St.	1926	81	866	752	.535
Curry	1942	65	775	794	.494
Dallas	1917	33	210	478	.305
Defiance	1948	59	965	532	.645
Delaware Valley	1927	77	547	924	.372
Denison	1900	104	962	1,062	.475
DePauw	1905	100	1,152	904	.560
DeSales	1969	38	445	484	.479
Dickinson	1900	96	824	977	.458
Drew	1930	75	536	912	.370
Dubuque	1915	89	845	956	.469

Team	First Year	Yrs.	Won	Lost	Pct.
Eastern Conn. St.	1941	62	707	691	.506
East. Mennonite	1967	39	327	610	.349
Edgewood	1972	31	448	331	.575
Elizabethtown	1929	78	876	852	.507
Elmhurst	1922	82	754	993	.432
Elmira	1971	36	446	454	.496
Elms	1999	8	90	116	.437
Emory	1987	20	232	269	.463
Emory & Henry	1921	82	906	933	.493
Endicott	1997	12	186	133	.583
Eureka	1920	85	952	867	.523
FDU-Florham	1961	46	529	570	.481
Ferrum	1986	21	228	308	.425
Framingham St.	1968	39	427	513	.454
Franklin	1907	99	1,096	945	.537
Frank. & Marsh.	1900	103	1,158	804	.590
Fredonia St.	1935	68	667	781	.461
Frostburg St.	1936	64	704	753	.483
Gallaudet	1904	103	543	1323	.291
Geneseo St.	1915	88	769	806	.488
Gettysburg	1901	103	1,099	983	.528
Goucher	1991	16	221	194	.533
Grinnell	1901	104	820	1,112	.424
Grove City	1899	102	1,080	876	.552
Guilford	1906	92	833	989	.457
Gust. Adolphus	1904	97	1,270	872	.593
Gwynedd-Mercy	1994	13	200	145	.580
Hamilton	1901	94	967	718	.574
Hampden-Sydney	1909	95	1,162	865	.573
Hanover	1901	101	1,097	880	.555
Hardin-Simmons	1908	97	1,037	1,053	.496
Hartwick	1929	76	951	695	.578
Haverford	1920	86	527	1,041	.336
Heidelberg	1903	100	856	1,056	.448
Hendrix	1908	83	945	808	.539
Hobart	1902	96	668	1,008	.399
Hope	1901	100	1,344	669	.668
Howard Payne	1913	89	1,064	894	.543
Hunter	1953	52	614	620	.498
Ill. Wesleyan	1910	97	1,420	793	.642
Ithaca	1930	76	938	700	.573
John Carroll	1920	85	889	874	.504
Johns Hopkins	1920	81	760	882	.463
Johnson & Wales (R.I.)	1996	11	117	170	.408
Juniata	1905	102	766	1,132	.404
Kalamazoo	1908	99	1,033	912	.531
Kean	1930	68	729	824	.469
Keene St.	1926	78	719	825	.466
Kenyon	1900	99	691	1,205	.364
King's (Pa.)	1947	60	775	647	.545
Knox	1908	97	901	891	.503
Lake Erie	1988	19	132	350	.274
Lake Forest	1905	96	724	1,083	.401
Lakeland	1934	73	1,081	814	.570
Lawrence	1904	103	828	931	.471
Lebanon Valley	1904	103	957	916	.511
Lewis & Clark	1946	61	890	740	.546
Loras	1909	98	1,181	919	.562
Luther	1905	102	592	504	.540
Lycoming	1949	58	647	669	.492
Lynchburg	1957	50	507	738	.407
Manhattanville	1975	32	438	400	.523
Marian (Wis.)	1973	34	455	434	.512
Marietta	1902	102	925	1,073	.463
Mary Washington	1975	32	349	460	.431
Marymount (Va.)	1988	19	225	268	.456
Maryville (Tenn.)	1903	103	1,102	876	.557
Maryville (Mo.)	1977	30	334	450	.426
Mass.-Boston	1981	26	270	396	.405
Mass.-Dartmouth	1967	40	636	402	.613
MIT	1953	54	513	703	.422
McDaniel	1922	84	676	1,114	.378
McMurry	1923	81	964	898	.518
Merchant Marine	1946	61	641	798	.445

Team	First Year	Yrs.	Won	Lost	Pct.	Team	First Year	Yrs.	Won	Lost	Pct.
Messiah.....	1962	45	497	544	.477	Sewanee.....	1909	81	681	902	.430
Middlebury.....	1918	89	664	1,032	.392	Shenandoah.....	1975	32	364	452	.446
Millikin.....	1904	100	1,126	959	.540	Simpson.....	1902	105	1,083	1,052	.507
Millsaps.....	1912	95	806	1,156	.411	Southern Me.....	1923	89	796	703	.531
Mississippi Col.....	1909	94	1,084	875	.553	Springfield.....	1906	97	1,288	840	.605
Monmouth (Ill.).....	1900	106	1,105	872	.559	Staten Island.....	1979	28	509	272	.652
Montclair St.....	1929	78	998	776	.563	Stevens Tech.....	1917	90	691	788	.467
Moravian.....	1936	65	762	754	.503	Susquehanna.....	1902	104	873	1,046	.455
Mt. St. Vincent.....	1982	25	369	272	.576	Swarthmore.....	1902	105	757	1,135	.400
Mount Union.....	1896	109	1,156	981	.541	Thiel.....	1917	89	533	1,131	.320
Muhlenberg.....	1901	99	1,122	983	.533	Trinity (Conn.).....	1914	93	966	719	.573
Muskingum.....	1903	102	1,175	884	.571	Tufts.....	1912	95	989	898	.524
Nazareth.....	1978	29	427	317	.574	Wabash.....	1897	110	1,120	1,006	.527
Neb. Wesleyan.....	1906	101	1,303	888	.595	Wartburg.....	1936	71	1,044	628	.624
New Jersey City.....	1932	64	956	546	.636	Washington (Md.).....	1914	94	993	921	.519
New York U.....	1907	88	1,135	660	.632	Washington-St. Louis.....	1905	91	1,024	865	.542
Nichols.....	1959	48	429	671	.390	Wash. & Jeff.....	1913	94	884	849	.510
N.C. Wesleyan.....	1964	43	498	534	.483	Wash. & Lee.....	1907	98	1,023	1,036	.497
North Central (Ill.).....	1948	59	573	849	.403	Wentworth Inst.....	1984	22	195	353	.356
North Park.....	1959	48	693	519	.572	Wesleyan (Conn.).....	1902	105	975	892	.522
Oberlin.....	1903	103	723	1,089	.399	Western Conn. St.....	1947	60	695	648	.517
Occidental.....	1955	51	678	581	.539	Western New Eng.....	1967	40	468	524	.472
Ohio Northern.....	1911	95	1,134	845	.573	Westfield St.....	1951	56	635	657	.491
Ohio Wesleyan.....	1906	101	1,140	1,025	.527	Westminster (Mo.).....	1909	91	892	996	.472
Otterbein.....	1903	104	1,089	874	.555	Westminster (Pa.).....					
Pacific (Ore.).....	1912	91	848	1,230	.408	Wheaton (Ill.).....	1901	106	1,226	954	.562
Pacific Lutheran.....	1939	66	957	754	.559	Wheaton (Mass.).....	1990	17	232	215	.519
Pitt.-Bradford.....	1980	27	361	354	.505	Widener.....	1906	98	1,066	786	.576
Plattsburgh St.....	1926	77	654	659	.498	Wilkes.....	1947	60	726	681	.516
Plymouth St.....	1948	59	764	579	.569	Willamette.....	1925	82	1,191	889	.573
Randolph-Macon.....	1910	93	1,274	832	.605	Wm. Paterson.....	1939	64	843	741	.532
Redlands.....	1917	89	958	861	.527	Williams.....	1901	105	1,268	667	.655
Rensselaer.....	1897	109	906	938	.491	Wilmington (Ohio).....	1917	89	791	1,085	.422
Richard Stockton.....	1973	34	587	320	.647	Wis.-Eau Claire.....	1917	90	1,259	686	.647
Ripon.....	1898	108	1,076	815	.569	Wis.-La Crosse.....	1911	96	997	855	.538
Roanoke.....	1911	93	1,233	716	.633	Wis.-Oshkosh.....	1899	108	1,063	924	.535
Rochester.....	1902	105	1,171	839	.583	Wis.-Platteville.....	1909	84	1,002	712	.585
Rochester Inst.....	1916	86	937	817	.534	Wis.-River Falls.....	1912	95	927	977	.487
Roger Williams.....	1970	32	399	420	.487	Wis.-Stevens Point.....	1898	108	1,227	742	.623
Rose-Hulman.....	1898	99	939	940	.500	Wis.-Stout.....	1907	97	895	952	.485
Rowan.....	1923	64	887	615	.591	Wis.-Whitewater.....	1902	96	1,043	820	.560
St. John Fisher.....	1963	44	678	393	.633	Wittenberg.....	1912	95	1,537	613	.715
St. John's (Minn.).....	1903	104	1,008	1,018	.498	Wooster.....	1901	105	1,402	734	.656
St. Joseph's (Me.).....	1972	35	606	320	.654	Worcester St.....	1950	56	622	666	.483
St. Mary's (Md.).....	1967	40	428	582	.424	WPI.....	1903	96	828	934	.470
St. Norbert.....	1917	88	855	796	.518	Yeshiva.....	1936	71	632	794	.443
St. Thomas (Minn.).....	1905	97	1,373	799	.632	York (Pa.).....	1970	37	458	494	.481
Salisbury.....	1963	44	528	562	.484						
Salve Regina.....	1975	32	307	395	.437						
Scranton.....	1917	89	1,254	850	.596						

\*Includes one tie. \*\*Includes two ties.



# Individual Collegiate Records

Single-Game Records.....	118
Season Records .....	119
Career Records .....	122



# Individual Collegiate Records

Individual collegiate leaders are determined by comparing the best records in all three divisions in equivalent categories. Included are players whose careers were split between two divisions (e.g., Dwight Lamar of Louisiana-Lafayette or Howard Shockley of Salisbury).

## Single-Game Records

### POINTS

Pts.	Div.	Player, Team vs. Opponent	Date
113	II	Clarence "Bevo" Francis, Rio Grande vs. Hillsdale	Feb. 2, 1954
100	I	Frank Selvy, Furman vs. Newberry	Feb. 13, 1954
85	I	Paul Arizin, Villanova vs. Philadelphia NAMC	Feb. 12, 1949
84	II	Clarence "Bevo" Francis, Rio Grande vs. Alliance	1954
82	II	Clarence "Bevo" Francis, Rio Grande vs. Bluffton	1954
81	I	Freeman Williams, Portland St. vs. Rocky Mountain	Feb. 3, 1978
80	II	Paul Crissman, Southern Cal Col. vs. Pacific Christian	Feb. 18, 1966
77	III	Jeff Clement, Grinnell vs. Illinois Col.	Feb. 18, 1998
77	I	William English, Winston-Salem vs. Fayetteville St.	Feb. 19, 1968
75	II	Travis Grant, Kentucky St. vs. Northwood	1970
73	I	Bill Mlkvy, Temple vs. Wilkes	Mar. 3, 1951
72	II	Nate DeLong, Wis.-River Falls vs. Winona St.	Feb. 24, 1948
72	II	Lloyd Brown, Aquinas vs. Cleary	1953
72	II	Clarence "Bevo" Francis, Rio Grande vs. California (Pa.)	1953
72	II	John McElroy, Youngstown St. vs. Wayne St. (Mich.)	Feb. 26, 1969
72	I	Kevin Bradshaw, Alliant Int'l vs. Loyola Marymount	Jan. 5, 1991
71	I	Clayborn Jones, L.A. Pacific vs. L.A. Baptist	Jan. 30, 1965
71	I	Freeman Williams, Portland St. vs. Southern Ore.	Feb. 9, 1977
70	II	Paul Wilcox, Davis & Elkins vs. Glenville St.	1959
70	I	Bo Clark, UCF vs. Fla. Memorial	Jan. 31, 1977
69	II	Clarence "Bevo" Francis, Rio Grande vs. Wilberforce	1953
69	II	Clarence Burks, St. Augustine's vs. St. Paul's	1955
69	I	Pete Maravich, LSU vs. Alabama	Feb. 7, 1970
69	II	John Rinka, Kenyon vs. Wooster	Dec. 9, 1969
69	III	Steve Diekmann, Grinnell vs. Simpson	Nov. 19, 1994
68	II	Florindo Vieira, Quinnipiac vs. Brooklyn Poly	Feb. 13, 1957
68	II	Wayne Proffitt, Lynchburg vs. Charlotte	Feb. 5, 1966
68	II	Earl Monroe, Winston-Salem vs. Fayetteville St.	Jan. 6, 1967
68	I	Calvin Murphy, Niagara vs. Syracuse	Dec. 7, 1968

### FIELD-GOAL PERCENTAGE (Minimum 13 field goals made)

Pct.	Div.	Player, Team vs. Opponent (FG-FGA)	Date
100	II	Lance Berwald, North Dakota St. vs. Augustana (S.D.) (20 of 20)	Feb. 17, 1984
100	III	Franklyn Beckford, Lake Forest vs. Grinnell (18 of 18)	Feb. 14, 2004
100	III	Jason Light, Emory & Henry vs. King (Tenn.) (18 of 18)	Dec. 2, 1995
100	I	Clifford Rozier, Louisville vs. Eastern Ky. (15 of 15)	Dec. 11, 1993
100	II	Kyle Boast, Central Wash. vs. Alas. Anchorage (14 of 14)	Feb. 12, 2005
100	II	Derrick Scott, California (Pa.) vs. Columbia Union (14 of 14)	Dec. 6, 1995
100	I	Dan Henderson, Arkansas St. vs. Ga. Southern (14 of 14)	Feb. 26, 1976
100	I	Cornelius Holden, Louisville vs. Southern Miss. (14 of 14)	Mar. 3, 1990
100	I	Dana Jones, Pepperdine vs. Boise St. (14 of 14)	Nov. 30, 1991
100	III	Waverly Yates, Clark (Mass.) vs. Suffolk (14 of 14)	Feb. 10, 1993
100	III	Dallin Wilson, Occidental vs. Redlands (13 of 13)	Feb. 18, 2004
100	II	Derrick Freeman, Indiana (Pa.) vs. Clarion (13 of 13)	Feb. 17, 1996
100	I	Ben Handlogten, Western Mich. vs. Toledo (13 of 13)	Jan. 27, 1996
100	II	Ralfs Jansons, St. Rose vs. Concordia (N.Y.) (13 of 13)	Jan. 13, 1996
100	I	Ted Guzek, Butler vs. Michigan (13 of 13)	Dec. 15, 1956
100	I	Rick Dean, Syracuse vs. Colgate (13 of 13)	Feb. 14, 1966
100	I	Gary Lechman, Gonzaga vs. Portland St. (13 of 13)	Jan. 21, 1967
100	I	Kevin King, Charlotte vs. South Ala. (13 of 13)	Feb. 20, 1978
100	I	Vernon Smith, Texas A&M vs. Alas. Anchorage (13 of 13)	Nov. 26, 1978
100	I	Steve Johnson, Oregon St. vs. Hawaii-Hilo (13 of 13)	Dec. 5, 1979
100	I	Antoine Carr, Wichita St. vs. Abilene Christian (13 of 13)	Nov. 28, 1980
100	III	Rich Lengieza, Nichols vs. Mass.-Dartmouth (13 of 13)	Feb. 22, 1981
100	I	Doug Hashley, Montana St. vs. Idaho St. (13 of 13)	Feb. 5, 1982
100	I	Brad Daugherty, North Carolina vs. UCLA (13 of 13)	Nov. 24, 1985
100	III	Bruce Merklinger, Susquehanna vs. Drew (13 of 13)	Jan. 22, 1986
100	III	Antonio Randolph, Averett vs. Methodist (13 of 13)	Jan. 26, 1991
100	III	Pat Holland, Randolph-Macon vs. East. Mennonite (13 of 13)	Feb. 9, 1991
100	I	Ricky Butler, UC Irvine vs. Cal St. Fullerton (13 of 13)	Feb. 21, 1991
100	I	Rafael Solis, Brooklyn vs. Wagner (13 of 13)	Dec. 11, 1991

Pct.	Div.	Player, Team vs. Opponent (FG-FGA)	Date
100	III	Todd Seifferlein, DePauw vs. Franklin (13 of 13)	Jan. 18, 1992
100	I	Mate Milisa, Long Beach St. vs. Cal St. Monterey Bay (13 of 13)	Dec. 22, 1999
100	I	Nathan Blessen, South Dakota vs. Neb.-Omaha (13 of 13)	Jan. 9, 2000

### THREE-POINT FIELD GOALS MADE

3FG	Div.	Player, Team vs. Opponent	Date
19	III	Jeff Clement, Grinnell vs. Illinois Col.	Feb. 18, 1998
17	III	Billy Shivers, Redlands vs. Whittier	Feb. 21, 2004
17	III	Jeff Clement, Grinnell vs. Clarke	Dec. 3, 1997
16	II	Thomas Vincent, Emporia St. vs. Southwest Baptist	Feb. 28, 2004
16	II	Markus Hallgrimson, Mont. St.-Billings vs. Western N.M.	Feb. 9, 2000
16	III	Jeff Clement, Grinnell vs. Lawrence	Feb. 21, 1998
16	III	Jeff Clement, Grinnell vs. Monmouth (Ill.)	Feb. 8, 1997
15	I	Keith Veney, Marshall vs. Morehead St.	Dec. 14, 1996
14	III	Scott Stone, Washington-St. Louis vs. Fontbonne	Dec. 17, 2005
14	II	Taylor Patterson, Kennesaw St. vs. Carver Bible	Dec. 15, 2003
14	I	Ronald Blackshear, Marshall vs. Akron	Mar. 1, 2002
14	I	Antonio Harris, LeMoyn-Owen vs. Savannah St.	Feb. 6, 1999
14	III	Ed Brands, Grinnell vs. Ripon	Feb. 24, 1996
14	I	Dave Jamerson, Ohio vs. Col. of Charleston	Dec. 21, 1989
14	I	Askia Jones, Kansas St. vs. Fresno St.	Mar. 24, 1994
14	II	Andy Schmidmann, Wis.-Parkside vs. Lakeland	Feb. 14, 1989
14	III	Steve Diekmann, Grinnell vs. Illinois Col.	Feb. 18, 1994
14	III	Steve Diekmann, Grinnell vs. Simpson	Nov. 19, 1994
13	III	Sami Wylie, Lincoln (Pa.) vs. Delaware Valley	Feb. 2, 2006
13	II	Bobby Ewing, Tusculum vs. Augusta St.	Dec. 30, 2004
13	II	Markus Hallgrimson, Mont. St.-Billings vs. Western N.M.	Feb. 26, 2000
13	II	Markus Hallgrimson, Mont. St.-Billings vs. Chaminade	Feb. 5, 2000
13	II	Rodney Thomas, IUPUI vs. Wilberforce	Feb. 24, 1997
13	II	Danny Lewis, Wayne St. (Mich.) vs. Michigan Tech.	Feb. 20, 1993
13	III	Eric Ochel, Sewanee vs. Emory	Feb. 22, 1995

### REBOUNDS

Reb.	Div.	Player, Team vs. Opponent	Date
51	I	Bill Chambers, William & Mary vs. Virginia	Feb. 14, 1953
46	II	Tom Hart, Middlebury vs. Trinity (Conn.)	Feb. 5, 1955
46	II	Tom Hart, Middlebury vs. Clarkson	Feb. 12, 1955
45	II	William Henrikson, Windham vs. New England Col.	Feb. 4, 1970
44	II	Charles McCullough, Loyola (Md.) vs. McDaniel	Feb. 17, 1955
44	II	Norman Rokeach, Long Island vs. Brooklyn Poly	Dec. 28, 1963
43	I	Charlie Slack, Marshall vs. Morris Harvey	Jan. 12, 1954
43	II	Bob Bessoir, Scranton vs. King's (Pa.)	Mar. 5, 1955
42	I	Tom Heinsohn, Holy Cross vs. Boston College	Mar. 1, 1955
42	II	Larry Gooding, St. Augustine's vs. Shaw	Jan. 12, 1974
41	II	Richard Kross, American Int'l vs. Springfield	Feb. 19, 1958
40	II	Ellebe Neal, Wofford vs. Presbyterian	Jan. 3, 1953
40	I	Art Quimby, Connecticut vs. Boston U.	Jan. 11, 1955
40	II	Donnie Fowler, Wofford vs. Mercer	Jan. 22, 1955
40	II	Charlie Harrison, N.C. A&T vs. Johnson C. Smith	Feb. 8, 1958
40	II	Anthony Romano, Willimantic St. vs. Fitchburg St.	Jan. 5, 1963
40	II	Ed Halicki, Monmouth vs. Southeastern	Dec. 4, 1970
39	II	Maurice Stokes, St. Francis (Pa.) vs. John Carroll	Jan. 28, 1955
39	II	Roger Lotchin, Millikin vs. Lake Forest	Feb. 11, 1956
39	I	Joe Cole, Texas St. vs. Texas Lutheran	Dec. 10, 1956
39	I	Dave DeBusschere, Detroit vs. Central Mich.	Jan. 30, 1960
39	I	Keith Swagerty, Pacific vs. UC Santa Barb.	Mar. 5, 1965
39	II	Curtis Pritchett, St. Augustine vs. St. Paul's	Jan. 24, 1970
38		14 tied	

### (Since 1973)

Reb.	Div.	Player, Team vs. Opponent	Date
42	II	Larry Gooding, St. Augustine's vs. Shaw	Jan. 12, 1974
36	III	Josh Hinz, Beloit vs. Grinnell	Feb. 4, 2006
36	III	Mark Veenstra, Calvin vs. Colorado St.-Pueblo	Feb. 3, 1976
36	III	Clinton Moniford, Methodist vs. Warren Wilson	Jan. 21, 1989
35	I	Larry Abney, Fresno St. vs. SMU	Feb. 17, 2000
35	III	Ayal Hod, Yeshiva vs. Vassar	Feb. 22, 1989
34	I	David Vaughn, Oral Roberts vs. Brandeis	Jan. 8, 1973
34	I	Major Jones, Albany St. (Ga.) vs. Valdosta St.	Jan. 23, 1975
34	II	Herman Harris, Mississippi Val. vs. Texas Southern	Jan. 12, 1976
34	III	Walt Edwards, Husson vs. Me.-Farmington	Feb. 24, 1976
33	II	Joe Dombrowski, St. Anselm vs. New Hampshire	Dec. 8, 1974
33	II	Lee Roy Williams, Cal Poly Pomona vs. Wheaton (Ill.)	Dec. 15, 1973
33	III	Willie Parr, LeMoyn-Owen vs. Southern U.	Jan. 10, 1976
33	III	Larry Williams, Pratt vs. Mercy	Jan. 22, 1977
32	II	Marvin Webster, Morgan St. vs. South Carolina St.	Dec. 8, 1973
32	II	Earl Williams, Winston-Salem vs. N.C. Central	Dec. 13, 1973
32	II	Fred Petty, Southern N.H. vs. Curry	Jan. 28, 1974
32	II	George Wilson, Union (Ky.) vs. Southwestern	1974



Reb.	Div.	Player, Team vs. Opponent	Date
32	II	Tony DuCros, Regis vs. Neb. Wesleyan	Feb. 28, 1975
32	I	Durand Macklin, LSU vs. Tulane	Nov. 26, 1976
32	II	Robert Clements, Jacksonville vs. Shorter	Jan. 12, 1977
32	I	Jervauhn Scales, Southern U. vs. Grambling	Feb. 7, 1994
31	II	Pete Harris, Stephen F. Austin vs. Texas A&M	Jan. 22, 1973
31	I	Jim Bradley, Northern Ill. vs. Wis.-Milwaukee	Feb. 19, 1973
31	III	John Humphrie, Swarthmore vs. Ursinus	Dec. 8, 1973
31	II	Roy Smith, Kentucky St. vs. Union (Ky.)	Feb. 10, 1975
31	III	Larry Parker, Plattsburgh St. vs. Clarkson	Jan. 19, 1976
31	I	Calvin Natt, La.-Monroe vs. Ga. Southern	Dec. 29, 1976
31	II	Charles Wade, Mississippi Val. vs. Miss. Industrial	Dec. 10, 1977
31	III	Jon Ford, Norwich vs. Johnson St.	Feb. 16, 1982

**ASSISTS**

Ast.	Div.	Player, Team vs. Opponent	Date
26	III	Robert James, Kean vs. NJIT	Mar. 11, 1989
25	II	Ali Baaqar, Morris Brown vs. Albany St. (Ga.)	Jan. 26, 1991
25	II	Adrian Hutt, Metro St. vs. Sacramento St.	Feb. 9, 1991
24	II	Steve Ray, Bridgeport vs. Sacred Heart	Jan. 25, 1989
24	II	Steve Ray, Bridgeport vs. New Haven	Feb. 8, 1989
24	III	Adam Dzierzynski, Chapman vs. Amer. Indian Bible	Feb. 9, 1995
23	II	Todd Chappell, Texas Wesleyan vs. Texas Lutheran	Feb. 12, 2000
23	II	Steve Ray, Bridgeport vs. St. Anselm	Nov. 26, 1989
23	II	Jeff Duvall, Oakland City vs. St. Meinrad	Dec. 3, 1991
22	I	Tony Fairley, Charleston So. vs. Armstrong Atlantic	Feb. 9, 1987
22	I	Avery Johnson, Southern U. vs. Texas Southern	Jan. 25, 1988
22	I	Sherman Douglas, Syracuse vs. Providence	Jan. 28, 1989
22	II	Antonio Whitley, St. Augustine's vs. Shaw	Feb. 1, 1992
22	II	Ernest Jenkins, N.M. Highlands vs. Panhandle St.	Jan. 29, 1994
21	I	Mark Wade, UNLV vs. Navy	Dec. 29, 1986
21	I	Kelvin Scarborough, New Mexico vs. Hawaii	Feb. 13, 1987
21	I	Anthony Manuel, Bradley vs. UC Irvine	Dec. 19, 1987
21	I	Avery Johnson, Southern U. vs. Alabama St.	Jan. 16, 1988
21	III	Ron Torgalski, Hamilton vs. Vassar	Jan. 28, 1989
21	III	Mark Cottom, Ferrum vs. Concord	Dec. 15, 1990
21	II	Candice Pickens, California (Pa.) vs. Slippery Rock	Feb. 8, 1995

**BLOCKED SHOTS**

Blk.	Div.	Player, Team vs. Opponent	Date
18	III	John Bunch, Lincoln (Pa.) vs. New Jersey City	Jan. 19, 2004
18	III	John Bunch, Lincoln (Pa.) vs. Valley Forge Christian	Dec. 13, 2003
16	III	Tory Black, NJIT vs. Polytechnic (N.Y.)	Feb. 5, 1997
15	III	Johnny Woods, Wesley vs. Salisbury	Feb. 14, 2000
15	III	Antoine Hyman, Keuka vs. Hobart	Feb. 21, 1996
15	III	Erick Lidecis, Maritime (N.Y.) vs. Stevens Institute	Nov. 30, 1993
15	II	Mark Hensel, Pitt.-Johnstown vs. Slippery Rock	Jan. 22, 1994
15	III	Roy Woods, Fontbonne vs. MacMurray	Jan. 26, 1995
15	III	Ira Nicholson, Mt. St. Vincent vs. Stevens Institute	Nov. 27, 1994
14	III	Johnny Woods, Wesley vs. Eastern	Jan. 17, 2001
14	III	Neil Edwards, York (N.Y.) vs. Lehman	Feb. 12, 2000
14	I	Loren Woods, Arizona vs. Oregon	Feb. 3, 2000
14	I	Roy Rogers, Alabama vs. Georgia	Feb. 10, 1996
14	II	Victorlus Payne, Lane vs. Talladega	Jan. 26, 1996
14	I	David Robinson, Navy vs. UNC Wilmington	Jan. 4, 1986
14	I	Shawn Bradley, Brigham Young vs. Eastern Ky.	Dec. 7, 1990
14	II	Maurice Barnett, Elizabeth City vs. Bowie St.	Feb. 3, 1994
14	III	Andrew South, NJIT vs. Stevens Institute	Feb. 14, 1994
13	II	Callistus Eziukwu, Grand Valley St. vs. Ferris St.	Feb. 7, 2005
13	I	Deng Gai, Fairfield vs. Siena	Jan. 22, 2005
13	I	Anthony King, Miami (Fla.) vs. Fla. Atlantic	Nov. 29, 2004
13	I	Wojciech Myrda, La.-Monroe vs. UTSA	Jan. 17, 2002
13	I	Kyle Davis, Auburn vs. Miami (Fla.)	Mar. 14, 2001
13	I	D'or Fischer, Northwestern St. vs. Texas St.	Jan. 22, 2001
13	III	Neil Edwards, York (N.Y.) vs. Brooklyn	Feb. 22, 2000
13	III	Antoine Hyman, Keuka vs. Hobart	Jan. 8, 1997
13	III	Damon Avinger, CCNY vs. St. Joseph's (N.Y.)	Jan. 7, 1996
13	I	Kevin Roberson, Vermont vs. New Hampshire	Jan. 9, 1992
13	I	Jim McLvaine, Marquette vs. Northeastern Ill.	Dec. 9, 1992
13	II	Mark Hensel, Pitt.-Johnstown vs. Wheeling Jesuit	Jan. 31, 1994
13	I	Keith Closs, Central Conn. St. vs. St. Francis (Pa.)	Dec. 21, 1994

**STEALS**

Stl.	Div.	Player, Team vs. Opponent	Date
17	II	Antonio Walls, Alabama A&M vs. Albany St. (Ga.)	Jan. 5, 1998
17	III	Matt Newton, Principia vs. Harris-Stowe	Jan. 4, 1994
14	III	Moses Jean-Pierre, Plymouth St. vs. Rivier	Dec. 7, 1993
13	III	Daniel Martinez, McMurry vs. Concordia-Austin	Feb. 3, 2000
13	III	Todd Lange, Pomona-Pitzer vs. LaSierra	Jan. 7, 1999
13	III	John Gallogly, Salve Regina vs. Roger Williams	Feb. 10, 1997
13	I	Mookie Blaylock, Oklahoma vs. Centenary (La.)	Dec. 12, 1987
13	I	Mookie Blaylock, Oklahoma vs. Loyola Marymount	Dec. 17, 1988
12	I	Cardwell Johnson, UAB vs. South Carolina St.	Nov. 27, 2005
12	III	Curtis Miller, Albertus Magnus vs. Emmanuel (Mass.)	Jan. 22, 2004

Stl.	Div.	Player, Team vs. Opponent	Date
12	III	Benny West, Howard Payne vs. Sul Ross St.	Dec. 13, 2003
12	I	Jehiel Lewis, Navy vs. Bucknell	Jan. 12, 2002
12	I	Greedy Daniels, TCU vs. Ark.-Pine Bluff	Dec. 30, 2000
12	II	Terrence Baxter, Pfeiffer vs. Livingstone	Nov. 22, 2000
12	III	Greg Brown, Albertus Magnus vs. Rivier	Feb. 3, 2000
12	III	Daniel Martinez, McMurry vs. Ozarks (Ark.)	Dec. 2, 1999
12	I	Richard Duncan, Middle Tenn. vs. Eastern Ky.	Feb. 20, 1999
12	II	Derrick Brown, Davis & Elkins vs. Ohio Valley	Feb. 9, 1999
12	II	Marche' Bearad, Ark.-Monticello vs. Christian Bros.	Feb. 8, 1999
12	II	Freddy Conyers, Mass.-Boston vs. Westfield St.	Dec. 10, 1998
12	III	Mario Thompson, Occidental vs. LIFE Bible	Nov. 21, 1998
12	III	Deron Black, Allegheny vs. Case Reserve	Jan. 17, 1996
12	III	Jamal Elliott, Haverford vs. Gwynedd-Mercy	Jan. 15, 1996
12	I	Kenny Robertson, Cleveland St. vs. Wagner	Dec. 3, 1988
12	III	Moses Jean-Pierre, Plymouth St. vs. Rhode Island Col.	Jan. 23, 1993
12	I	Terry Evans, Oklahoma vs. Florida A&M	Jan. 27, 1993
12	III	David Brown, Westfield St. vs. Albertus Magnus	Jan. 8, 1994
12	III	Barry Aranoff, Yeshiva vs. Purchase	Feb. 13, 1995

**Season Records**

(Based on qualifiers for annual statistical championship)

**POINTS**

Player, Team (Division)	Season	G	FG	3FG	FT	Pts.
Pete Maravich, LSU (I)	1970	31	522	—	337	1,381
Earl Monroe, Winston-Salem (II)	1967	32	509	—	311	1,329
Travis Grant, Kentucky St. (II)	1972	33	539	—	226	1,304
Clarence "Bevo" Francis, Rio Grande (II)	1954	27	444	—	367	1,255
Bill Reigel, McNeese St. (II)	1956	36	425	—	370	1,220
Elvin Hayes, Houston (I)	1968	33	519	—	176	1,214
Frank Sely, Furman (I)	1954	29	427	—	355	1,209
Pete Maravich, LSU (I)	1969	26	433	—	282	1,148
Pete Maravich, LSU (I)	1968	26	432	—	274	1,138
Bo Kimble, Loyola Marymount (I)	1990	32	404	92	231	1,131
Hersey Hawkins, Bradley (I)	1988	31	377	87	284	1,125
Austin Carr, Notre Dame (I)	1970	29	444	—	218	1,106
Austin Carr, Notre Dame (I)	1971	29	430	—	241	1,101
Otis Birdsong, Houston (I)	1977	36	452	—	186	1,090
Dwight Lamar, La.-Lafayette (I)	1972	29	429	—	196	1,054
Kevin Bradshaw, Alliant Int'l (I)	1991	28	358	60	278	1,054
Dwight Lamar, La.-Lafayette (II)	1971	29	424	—	196	1,044
Greg Grant, TCNJ (III)	1989	32	387	76	194	1,044
Dave Russell, Shepherd (III)	1975	32	394	—	249	1,037
Glenn Robinson, Purdue (I)	1994	34	368	79	215	1,030
Kyle Myrick, Lincoln (Pa.) (III)	2006	30	387	59	177	1,010
Oscar Robertson, Cincinnati (I)	1958	28	352	—	280	984
Oscar Robertson, Cincinnati (I)	1959	30	331	—	316	978
Rick Barry, Miami (Fla.) (I)	1965	26	340	—	221	973
Larry Bird, Indiana St. (I)	1979	34	376	—	221	973
Dennis Scott, Georgia Tech (I)	1990	35	336	137	161	970

**SCORING AVERAGE**

Player, Team (Division)	Season	G	FG	3FG	FT	Pts.	Avg.
Clarence "Bevo" Francis, Rio Grande (II)	1954	27	444	—	367	1,255	46.5
Pete Maravich, LSU (I)	1970	31	522	—	337	1,381	44.5
Pete Maravich, LSU (I)	1969	26	433	—	282	1,148	44.2
Pete Maravich, LSU (I)	1968	26	432	—	274	1,138	43.8
Earl Glass, Miss. Industrial (II)	1963	19	322	—	171	815	42.9
Frank Sely, Furman (I)	1954	29	427	—	355	1,209	41.7
Earl Monroe, Winston-Salem (II)	1967	32	509	—	311	1,329	41.5
John Rinka, Kenyon (II)	1970	23	354	—	234	942	41.0
Willie Shaw, Lane (II)	1964	18	303	—	121	727	40.4
Johnny Neumann, Mississippi (I)	1971	23	366	—	191	923	40.1
Travis Grant, Kentucky St. (II)	1972	33	539	—	226	1,304	39.5
Thales McReynolds, Miles (II)	1965	18	294	—	118	706	39.2
Bob Johnson, Fitchburg St. (II)	1963	18	213	—	277	703	39.1
Roger Kuss, Wis.-River Falls (II)	1953	21	291	—	235	817	38.9
Freeman Williams, Portland St. (I)	1977	26	417	—	176	1,010	38.8
Billy McGill, Utah (I)	1962	26	394	—	221	1,009	38.8
Calvin Murphy, Niagara (I)	1968	24	337	—	242	916	38.2
Austin Carr, Notre Dame (I)	1970	29	444	—	218	1,106	38.1
Austin Carr, Notre Dame (I)	1971	29	430	—	241	1,101	38.0
Kevin Bradshaw, Alliant Int'l (I)	1991	28	358	60	278	1,054	37.6
Rick Barry, Miami (Fla.) (I)	1965	26	340	—	221	973	37.4
Steve Diekmann, Grinnell (III)	1995	20	223	137	162	745	37.3
Florindo Vieira, Quinnipiac (II)	1954	14	191	—	138	520	37.1
Elvin Hayes, Houston (I)	1968	33	519	—	176	1,214	36.8
Marshall Rogers, Tex.-Pan American (I)	1976	25	361	—	197	919	36.8

**FIELD-GOAL PERCENTAGE**

Player, Team (Division)	Season	G	FG	FGA	Pct.
Travis Weiss, St. John's (Minn.) (III)	1994	26	160	209	76.6
Brian Schmitting, Ripon (III)	2006	21	122	160	76.3
Pete Metzelaars, Wabash (III)	1982	28	271	360	75.3
Todd Linder, Tampa (II)	1987	32	282	375	75.2
Maurice Stafford, North Ala. (II)	1984	34	198	264	75.0
Tony Rychlec, Mass. Maritime (III)	1981	25	233	311	74.9
Matthew Cornegay, Tuskegee (II)	1982	29	208	278	74.8
Steve Johnson, Oregon St. (I)	1981	28	235	315	74.6
Callistus Eziukwu, Grand Valley St. (II)	2005	28	157	213	73.7
Brian Moten, West Ga. (II)	1992	26	141	192	73.4
Ed Phillips, Alabama A&M (II)	1968	22	154	210	73.3
Tony Rychlec, Mass. Maritime (III)	1982	20	193	264	73.1
Russ Newman, Menlo (III)	1991	26	130	178	73.0
Ed Owens, Hampden-Sydney (III)	1979	24	140	192	72.9
Ray Strozier, Central Mo. St. (II)	1980	28	142	195	72.8
Harold Booker, Cheyney (II)	1965	24	144	198	72.7
Chad Scott, California (Pa.) (II)	1994	30	178	245	72.7
Scott Baxter, Capital (III)	1991	26	164	226	72.6
Maurice Woods, Potsdam St. (III)	1982	30	203	280	72.5
Tom Schurfranz, Bellarmine (II)	1991	30	245	339	72.3
Marv Lewis, Stony Hampton (II)	1969	24	271	375	72.3
Earl Keith, South Brook (III)	1979	24	164	227	72.2
Louis Newsome, North Ala. (II)	1988	29	192	266	72.2
Pete Metzelaars, Wabash (III)	1981	25	204	283	72.1
Ed Phillips, Alabama A&M (II)	1971	24	159	221	71.9
Brandon King, Rowan (III)	2005	26	141	196	71.9
Jon Rosner, Yeshiva (III)	1991	22	141	196	71.9
Gregg Northington, Alabama St. (II)	1971	26	324	451	71.8
Pete Metzelaars, Wabash (III)	1979	24	122	170	71.8

**THREE-POINT FIELD GOALS MADE**

Player, Team (Division)	Season	G	3FG
Jeff Clement, Grinnell (III)	1998	22	186
Alex Williams, Sacramento St. (II)	1988	30	167
Jeff Clement, Grinnell (III)	1999	22	166
Markus Hallgrimson, Mont. St.-Billings (II)	2000	26	160
Ed Brands, Grinnell (III)	1996	24	158
Darrin Fitzgerald, Butler (I)	1987	28	158
Billy Shivers, Redlands (III)	2004	25	153
Freddie Banks, UNLV (I)	1987	39	152
Yandel Brown, Columbus St. (II)	2005	32	148
Eric Kline, Northern St. (II)	1994	33	148
Eric Kline, Northern St. (II)	1995	30	148
Cameron Munoz, Mont. St.-Billings (II)	2006	28	147
Randy Rutherford, Oklahoma St. (I)	1995	37	146
Chris Peterson, Eureka (III)	1994	31	145
Dennis Stanton, Ursinus (III)	2004	27	140
Terrence Woods, Florida A&M (I)	2004	31	140
Mike Taylor, West Virginia St. (II)	2004	32	140
J.J. Redick, Duke (I)	2006	36	139
Terrence Woods, Florida A&M (I)	2003	28	139
Shawn Pughsley, Central Okla. (II)	1998	32	139
Amir Mazarei, Redlands (III)	2006	24	138
Demon Brown, Charlotte (I)	2003	29	137
Dennis Scott, Georgia Tech (I)	1990	35	137
Steve Diekmann, Grinnell (III)	1995	20	137
Steve Nordlund, Grinnell (III)	2002	24	137
Rashad Phillips, Detroit (I)	2001	35	136
Pat Carroll, St. Joseph's (I)	2005	35	135
Jed Bedford, Columbus St. (II)	2003	32	135
Reece Gliko, Mont. St.-Billings (II)	1997	28	135
Roy Gutierrez, California (Pa.) (II)	1993	27	135
Jason Garrow, Augustana (S.D.) (II)	1992	27	135

**THREE-POINT FIELD GOALS MADE PER GAME**

Player, Team (Division)	Season	G	3FG	Avg.
Jeff Clement, Grinnell (III)	1998	22	186	8.45
Jeff Clement, Grinnell (III)	1999	22	166	7.55
Steve Diekmann, Grinnell (III)	1995	20	137	6.85
Ed Brands, Grinnell (III)	1996	24	158	6.58
Ed Brands, Grinnell (III)	1995	20	129	6.45
Markus Hallgrimson, Mont. St.-Billings (II)	2000	26	160	6.15
Billy Shivers, Redlands (III)	2004	25	153	6.12
Amir Mazarei, Redlands (III)	2006	24	138	5.75
Steve Nordlund, Grinnell (III)	2002	24	137	5.71
Darrin Fitzgerald, Butler (I)	1987	28	158	5.64
Steve Diekmann, Grinnell (III)	1994	21	117	5.57
Alex Williams, Sacramento St. (II)	1988	30	167	5.57
Chris Jans, Loras (III)	1991	25	133	5.32
Woody Piirto, Grinnell (III)	1999	22	117	5.32
Cameron Munoz, Mont. St.-Billings (II)	2006	28	147	5.25

Player, Team (Division)	Season	G	3FG	Avg.
John Grolberg, Grinnell (III)	2006	23	120	5.22
Dennis Stanton, Ursinus (III)	2004	27	140	5.19
Jeff Clement, Grinnell (III)	1997	22	113	5.14
Mark Bedell, Fisk (III)	1997	19	97	5.11
Jason Garrow, Augustana (S.D.) (II)	1992	27	135	5.00
David Bailey, Concordia (III.) (III)	1994	24	120	5.00
Terrence Woods, Florida A&M (I)	2003	28	139	4.96
Eric Kline, Northern St. (II)	1995	30	148	4.93
Roy Gutierrez, California (Pa.) (II)	1993	29	142	4.90
Steve Brown, West Ala. (II)	2000	26	126	4.85
Antonio Harris, LeMoyn-Owen (II)	1999	26	126	4.85
Kwame Morton, Clarion (II)	1994	26	126	4.85
Reece Gliko, Mont. St.-Billings (II)	1997	28	135	4.82

**THREE-POINT FIELD-GOAL PERCENTAGE**

Player, Team (Division)	Season	G	3FG	3FGA	Pct.
Reggie James, NJIT (III)	1989	29	59	88	67.0
Ray Lee, Hampton (II)	1988	24	39	60	65.0
Glenn Tropf, Holy Cross (I)	1988	29	52	82	63.4
Sean Wightman, Western Mich. (I)	1992	30	48	76	63.2
Chris Miles, NJIT (III)	1987	26	41	65	63.1
Steve Hood, Winston-Salem (II)	1988	28	42	67	62.7
Chris Miles, NJIT (III)	1989	29	46	75	61.3
Matt Miota, Lawrence (III)	1990	22	33	54	61.1
Mike Bachman, Alma (III)	1991	26	46	76	60.5
Mark Wiley, Fort Hays St. (II)	1990	29	49	81	60.5
Aaron Fehler, Oakland City (II)	1995	26	73	121	60.3
Keith Jennings, East Tenn. St. (I)	1991	33	84	142	59.2
Aaron Baker, Mississippi Col. (II)	1989	27	69	117	59.0
Dave Calloway, Monmouth (I)	1989	28	48	82	58.5
Walter Hurd, Johnson C. Smith (II)	1989	27	49	84	58.3
Matt Hopson, Oakland City (II)	1996	31	84	145	57.9
Ray Magee, Richard Stockton (III)	1988	26	41	71	57.7
Keith Orchard, Whitman (III)	1988	26	42	73	57.5
Jon Bryant, St. Cloud St. (II)	1996	27	54	94	57.4
Adam Harness, Oakland City (II)	1997	26	39	68	57.4
Steve Kerr, Arizona (I)	1988	38	114	199	57.3
Reginald Jones, Prairie View (I)	1987	28	64	112	57.1
Brian O'Donnell, Rutgers-Camden (III)	1988	24	65	114	57.0
Erick Hunt, Methodist (III)	1989	27	45	79	57.0
Eric Harris, Bishop (III)	1987	26	91	160	56.9

**FREE-THROW PERCENTAGE**

Player, Team (Division)	Season	G	FT	FTA	Pct.
Paul Cluxton, Northern Ky. (II)	1997	35	94	94	100.0
Blake Ahearn, Missouri St. (I)	2004	33	117	120	97.5
Korey Coon, III, Wesleyan (III)	2000	25	157	163	96.3
Craig Collins, Penn St. (I)	1985	27	94	98	95.9
Nick Wilkins, Coe (III)	2003	26	66	69	95.7
Chanse Young, Manchester (III)	1998	25	65	68	95.6
Tomas Rimkus, Pace (II)	1997	25	65	68	95.6
Andy Enfield, Johns Hopkins (III)	1991	29	123	129	95.3
J.J. Redick, Duke (I)	2004	37	143	150	95.3
Chris Carideo, Eureka (III)	1992	26	80	84	95.2
Yudi Teichman, Yeshiva (III)	1989	21	119	125	95.2
Steve Drabyn, Belmont (I)	2003	29	78	82	95.1
Rod Foster, UCLA (I)	1982	27	95	100	95.0
C.J. Cowgill, Chaminade (II)	2001	22	113	119	95.0
Clay McKnight, Pacific (I)	2000	24	74	78	94.9
Matt Logie, Lehigh (I)	2003	28	91	96	94.8
Blake Ahearn, Missouri St. (I)	2005	32	90	95	94.7
Brett Davis, Wis.-Oshkosh (III)	1998	27	72	76	94.7
Joe Bueckers, Concordia-M'head (III)	2004	26	71	75	94.7
Mark Giovino, Babson (III)	1997	28	86	91	94.5
Kent Andrews, McNeese St. (II)	1968	24	85	90	94.4
Billy Newton, Morgan St. (II)	1976	28	85	90	94.4
Carlos Gibson, Marshall (I)	1978	28	84	89	94.4
Danny Basile, Marist (I)	1994	27	84	89	94.4
Mike Sanders, Northern Colo. (II)	1987	28	82	87	94.3
Jim Barton, Dartmouth (I)	1986	26	65	69	94.2
Gary Buchanan, Villanova (I)	2001	31	97	103	94.2

**REBOUNDS**

Player, Team (Division)	Season	G	Reb.
Elmore Smith, Kentucky St. (II)	1972	33	799
Marvin Webster, Morgan St. (II)	1974	33	740
Walt Dukes, Seton Hall (I)	1953	33	734
Maurice Stokes, St. Francis (Pa.) (II)	1955	28	726
Frank Stronczek, American Int'l (II)	1966	26	717
Maurice Stokes, St. Francis (Pa.) (II)	1954	26	689
Jim Ahrens, Buena Vista (II)	1962	28	682
Elmore Smith, Kentucky St. (II)	1970	30	682
R.C. Owens, Albertson (II)	1954	25	677

Player, Team (Division)	Season	G	Reb.
Wilbert Jones, Albany St. (Ga.) (II)	1969	28	670
Leroy Wright, Pacific (I)	1959	26	652
Tom Gola, La Salle (I)	1954	30	652
Jim Smith, Steubenville (II)	1957	26	651
Marvin Webster, Morgan St. (II)	1973	28	650
Tom Hart, Middlebury (II)	1955	22	649
Charlie Tyra, Louisville (I)	1956	29	645
Jackie Jackson, Virginia Union (II)	1961	26	641
Vincent White, Savannah St. (II)	1972	29	633
Paul Silas, Creighton (I)	1964	29	631
Bill Thieben, Hofstra (II)	1955	26	627
Lucious Jackson, Tex.-Pan American (II)	1963	32	626
Elvin Hayes, Houston (I)	1968	33	624
Vincent White, Savannah St. (II)	1970	27	624
Artis Gilmore, Jacksonville (I)	1970	28	621
Bill Thieben, Hofstra (II)	1954	24	620
Tom Hart, Middlebury (II)	1956	21	620

**(Since 1973)**

Marvin Webster, Morgan St. (II)	1974	33	740
Marvin Webster, Morgan St. (II)	1973	28	650
Major Jones, Albany St. (Ga.) (II)	1975	27	608
Marvin Barnes, Providence (I)	1974	32	597
Joe Manley, Bowie St. (III)	1976	29	579
Marvin Barnes, Providence (I)	1973	30	571
Earl Williams, Winston-Salem (II)	1974	26	553
John Jordan, Southern Me. (III)	1978	29	536
Charles Oakley, Virginia Union (III)	1985	31	535
Lawrence Johnson, Prairie View (II)	1974	23	519
Andre Means, Sacred Heart (II)	1977	32	516
Major Jones, Albany St. (Ga.) (II)	1975	25	513
Kermit Washington, American (I)	1973	25	511
Bill Walton, UCLA (I)	1973	30	506
Larry Bird, Indiana St. (I)	1979	34	505
Harvey Jones, Alabama St. (II)	1974	28	503
Larry Kenon, Memphis (I)	1973	30	501
Akeem Olajuwon, Houston (I)	1984	37	500
Andre Means, Sacred Heart (II)	1978	30	493
Ricky Mahorn, Hampton (II)	1980	31	490
Rob Roesch, Staten Island (II)	1989	31	482
Howard Shockley, Salisbury (III)	1974	27	482
Keith Woolfolk, Upper Iowa (III)	1978	26	479
Leonard Robinson, Tennessee St. (II)	1974	28	478
Major Jones, Albany St. (Ga.) (II)	1976	24	475

**REBOUND AVERAGE**

Player, Team (Division)	Season	G	Reb.	Avg.
Tom Hart, Middlebury (II)	1956	21	620	29.5
Tom Hart, Middlebury (II)	1955	22	649	29.5
Frank Stronczek, American Int'l (II)	1966	26	717	27.6
R.C. Owens, Albertson (II)	1954	25	677	27.1
Maurice Stokes, St. Francis (Pa.) (II)	1954	26	689	26.5
Ellerbe Neal, Wofford (II)	1953	23	609	26.5
Roman Turmon, Clark Atlanta (II)	1954	23	602	26.2
Pat Callahan, Lewis (II)	1955	20	523	26.2
Hank Brown, Mass.-Lowell (II)	1966	19	496	26.1
Maurice Stokes, St. Francis (Pa.) (II)	1955	28	726	25.9
Bill Thieben, Hofstra (II)	1954	24	620	25.8
Dean Sandifer, Lakeland (II)	1965	23	592	25.7
Charlie Slack, Marshall (I)	1955	21	538	25.6
Charles Wrinn, Trinity (Conn.) (II)	1952	19	486	25.6
Leroy Wright, Pacific (I)	1959	26	652	25.1
Jim Smith, Steubenville (II)	1957	26	651	25.0
Marv Becker, Widener (II)	1958	18	450	25.0
Tony Williams, St. Francis (Me.) (II)	1971	24	599	25.0
Ernie Brock, Virginia St. (II)	1964	24	597	24.9
Russell Jackson, Southern U. (II)	1970	22	544	24.7
Gerry Govan, St. Mary's (Kan.) (II)	1963	18	445	24.7
Merv Shorr, CCONY (II)	1954	18	444	24.7
Art Quimby, Connecticut (I)	1955	25	611	24.4
Charlie Slack, Marshall (I)	1956	22	520	23.6
Ed Conlin, Fordham (I)	1953	26	612	23.5

**(Since 1973)**

Marvin Webster, Morgan St. (II)	1973	28	650	23.2
Lawrence Johnson, Prairie View (II)	1974	23	519	22.6
Major Jones, Albany St. (Ga.) (II)	1975	27	608	22.5
Marvin Webster, Morgan St. (II)	1974	33	740	22.4
Earl Williams, Winston-Salem (II)	1974	26	553	21.3
Major Jones, Albany St. (Ga.) (II)	1975	25	513	20.5
Kermit Washington, American (I)	1973	25	511	20.4
Larry Gooding, St. Augustine's (II)	1974	22	443	20.1
Joe Manley, Bowie St. (III)	1976	29	579	20.0
Fred Petty, Southern N.H. (III)	1974	22	436	19.8
Major Jones, Albany St. (Ga.) (II)	1976	24	475	19.8

Player, Team (Division)	Season	G	Reb.	Avg.
Larry Williams, Pratt (III)	1977	24	457	19.0
Marvin Barnes, Providence (I)	1973	30	571	19.0
Calvin Robinson, Mississippi Val. (II)	1976	23	432	18.8
Larry Williams, Pratt (III)	1977	17	318	18.7
Larry Parker, Plattsburgh St. (III)	1975	23	430	18.7
Marvin Barnes, Providence (I)	1974	32	597	18.7
Charles Greer, Thomas (III)	1977	17	318	18.7
John Jordan, Southern Me. (III)	1978	29	536	18.5
Keith Woolfolk, Upper Iowa (III)	1978	26	479	18.4
Michael Stubbs, Trinity (Conn.) (III)	1990	22	398	18.1
Mike Taylor, Pratt (III)	1978	23	414	18.0
Harvey Jones, Alabama St. (II)	1974	28	503	18.0
Walt Edwards, Husson (III)	1976	26	467	18.0
Scott Mountz, California (Pa.) (II)	1978	24	431	18.0

**ASSISTS**

Player, Team (Division)	Season	G	Ast.
Mark Wade, UNLV (I)	1987	38	406
Steve Ray, Bridgeport (II)	1989	32	400
Avery Johnson, Southern U. (I)	1988	30	399
Robert James, Kean (III)	1989	29	391
Steve Ray, Bridgeport (II)	1990	33	385
Anthony Manuel, Bradley (I)	1988	31	373
Tony Smith, Pfeiffer (II)	1992	35	349
Avery Johnson, Southern U. (I)	1987	31	333
Mark Jackson, St. John's (N.Y.) (I)	1986	32	328
Sherman Douglas, Syracuse (I)	1989	38	326
Tennyson Whitted, Ramapo (III)	2002	29	319
Greg Anthony, UNLV (I)	1991	35	310
Sam Crawford, New Mexico St. (I)	1993	34	310
Reid Gettys, Houston (I)	1984	37	309
Jim Ferrer, Bentley (II)	1989	31	309
Rob Paternostro, Southern N.H. (II)	1995	33	309
Carl Golson, Loyola (Ill.) (I)	1985	33	305
Craig Neal, Georgia Tech (I)	1988	32	303
Keith Jennings, East Tenn. St. (I)	1991	33	301
Brian Gregory, Oakland (II)	1989	28	300
Doug Gottlieb, Oklahoma St. (I)	1999	34	299
Chris Corchiani, North Carolina St. (I)	1991	31	299
Charles Jordan, Erskine (II)	1992	34	298
Keith Jennings, East Tenn. St. (I)	1990	34	297
Ricky Spicer, Wis.-Whitewater (III)	1989	31	295

**ASSIST AVERAGE**

Player, Team (Division)	Season	G	Ast.	Avg.
Robert James, Kean (III)	1989	29	391	13.48
Avery Johnson, Southern U. (I)	1988	30	399	13.30
Steve Ray, Bridgeport (II)	1989	32	400	12.50
Anthony Manuel, Bradley (I)	1988	31	373	12.03
Steve Ray, Bridgeport (II)	1990	33	385	11.66
Demetri Beekman, Assumption (II)	1993	23	264	11.47
Albert Kirchner, Mt. St. Vincent (III)	1990	24	267	11.12
Tennyson Whitted, Ramapo (III)	2002	29	319	11.00
Ernest Jenkins, N.M. Highlands (II)	1995	27	291	10.78
Avery Johnson, Southern U. (I)	1987	31	333	10.74
Brian Gregory, Oakland (II)	1989	28	300	10.71
Mark Wade, UNLV (I)	1987	38	406	10.68
Ron Torgalski, Hamilton (III)	1989	26	275	10.57
Brent Schremp, Slippery Rock (II)	1995	25	259	10.36
Louis Adams, Rust (III)	1989	22	227	10.31
Ernest Jenkins, N.M. Highlands (II)	1994	27	277	10.31
Adrian Hutt, Metro St. (II)	1991	28	285	10.17
Nelson Haggerty, Baylor (I)	1995	28	284	10.14
Tony Smith, Pfeiffer (II)	1992	35	349	9.97
Jim Ferrer, Bentley (II)	1989	31	309	9.96
Glenn Williams, Holy Cross (I)	1989	28	278	9.92
Eric Johnson, Coe (III)	1991	24	238	9.91
Ryan Nelson, Grand Canyon (II)	2006	27	263	9.74
Todd Chappell, Texas Wesleyan (II)	2000	27	263	9.74
Joe Marcolite, NJIT (III)	1995	30	292	9.73
Phil Dixon, Shenandoah (III)	1994	26	253	9.73

**BLOCKED SHOTS**

Player, Team (Division)	Season	G	Blk.
David Robinson, Navy (I)	1986	35	207
Tory Black, NJIT (III)	1997	26	198
Shawn James, Northeastern (I)	2006	30	196
Neil Edwards, York (N.Y.) (III)	2000	26	193
Ira Nicholson, Mt. St. Vincent (III)	1995	28	188
Adonal Foyle, Colgate (I)	1997	28	180
Keith Closs, Central Conn. St. (I)	1996	28	178
Shawn Bradley, Brigham Young (I)	1991	34	177
John Bunch, Lincoln (Pa.) (III)	2004	25	173



Player, Team (Division)	Season	G	Blk.
Wojciech Mydra, La.-Monroe (I)	2002	32	172
Alonzo Mourning, Georgetown (I)	1989	34	169
Shacun Malave, City Tech (III)	2004	28	167
Deng Gai, Fairfield (I)	2005	30	165
Adonal Foyle, Colgate (I)	1996	29	165
Justin Williams, Wyoming (I)	2006	30	163
Ira Nicholson, Mt. St. Vincent (III)	1996	27	163
Ken Johnson, Ohio St. (I)	2000	30	161
Alonzo Mourning, Georgetown (I)	1992	32	160
James Doyle, Concord (II)	1998	30	157
Shaquille O'Neal, LSU (I)	1992	30	157
Emeka Okafor, Connecticut (I)	2003	33	156
Roy Rogers, Alabama (I)	1996	32	156
Antonio Harvey, Pfeiffer (II)	1993	29	155
Bryan Grier, Wingate (II)	2006	31	151
Ira Nicholson, Mt. St. Vincent (III)	1997	24	151
Dikembe Mutombo, Georgetown (I)	1991	32	151

**BLOCKED-SHOT AVERAGE**

Player, Team (Division)	Season	G	Blk.	Avg.
Tory Black, NJIT (III)	1997	26	198	7.62
Neil Edwards, York (N.Y.) (III)	2000	26	193	7.42
John Bunch, Lincoln (Pa.) (III)	2004	25	173	6.92
Ira Nicholson, Mt. St. Vincent (III)	1995	28	188	6.71
Shawn James, Northeastern (I)	2006	30	196	6.53
Adonal Foyle, Colgate (I)	1997	28	180	6.43
Keith Closs, Central Conn. St. (I)	1996	28	178	6.36
Ira Nicholson, Mt. St. Vincent (III)	1997	24	151	6.29
Ira Nicholson, Mt. St. Vincent (III)	1996	27	163	6.04
Shacun Malave, City Tech (III)	2004	28	167	5.96
David Robinson, Navy (I)	1986	35	207	5.91
Antoine Hyman, Keuka (III)	1997	26	148	5.69
Adonal Foyle, Colgate (I)	1996	29	165	5.69
Neil Edwards, York (N.Y.) (III)	1999	26	144	5.54
Deng Gai, Fairfield (I)	2005	30	165	5.50
Johnny Woods, Wesley (II)	2000	24	132	5.50
Shawn James, Northeastern (I)	2005	25	136	5.44
Justin Williams, Wyoming (I)	2006	30	163	5.43
Wojciech Mydra, La.-Monroe (I)	2002	32	172	5.38
Ken Johnson, Ohio St. (I)	2000	30	161	5.37
Keith Closs, Central Conn. St. (I)	1995	26	139	5.35
Antonio Harvey, Pfeiffer (II)	1993	29	155	5.34
Antoine Hyman, Keuka (III)	1996	25	131	5.24
James Doyle, Concord (II)	1998	30	157	5.23
Shaquille O'Neal, LSU (I)	1992	30	157	5.23

**STEALS**

Player, Team (Division)	Season	G	Stl.
Moses Jean-Pierre, Plymouth St. (III)	1994	30	189
Daniel Martinez, McMurry (III)	2000	29	178
Desmond Cambridge, Alabama A&M (I)	2002	29	160
Mookie Blaylock, Oklahoma (I)	1988	39	150
Purvis Presha, Stillman (III)	1996	25	144
Aldwin Ware, Florida A&M (I)	1988	29	142
John Linehan, Providence (I)	2002	31	139
J.R. Gamble, Queens (N.C.) (II)	2001	32	139
Darron Brittman, Chicago St. (I)	1986	28	139
Tennyson Whitted, Ramapo (III)	2002	29	138
Nadav Henefeld, Connecticut (I)	1990	37	138
Matt Newton, Principia (III)	1994	25	138
John Gallogly, Salve Regina (III)	1997	24	137
Mookie Blaylock, Oklahoma (I)	1989	35	131
Ronn McMahon, Eastern Wash. (I)	1990	29	130
Wayne Copeland, Lynn (II)	2000	26	129
Greg Dean, Concordia-M'head (III)	1997	23	126
Scott Clarke, Utica (III)	1995	24	126
Obie Trotter, Alabama A&M (I)	2005	32	125
Wayne Copeland, Lynn (II)	1999	31	125
Allen Iverson, Georgetown (I)	1996	37	124
Marty Johnson, Towson (I)	1988	30	124
Eric Coley, Tulsa (I)	2000	37	123
Deron Black, Allegheny (III)	1996	27	123
Terrance Gist, S.C. Upstate (II)	1998	29	122
Devlin Herring, Pitt.-Johnstown (II)	1997	27	122
David Brown, Westfield St. (III)	1994	25	122

**STEAL AVERAGE**

Player, Team (Division)	Season	G	Stl.	Avg.
Moses Jean-Pierre, Plymouth St. (III)	1994	30	189	6.30
Daniel Martinez, McMurry (III)	2000	29	178	6.14
Purvis Presha, Stillman (III)	1996	25	144	5.76
John Gallogly, Salve Regina (III)	1997	24	137	5.71
Matt Newton, Principia (III)	1994	25	138	5.52

Player, Team (Division)	Season	G	Stl.	Avg.
Desmond Cambridge, Alabama A&M (I)	2002	29	160	5.52
Barry Aranoff, Yeshiva (III)	1995	22	121	5.50
Greg Dean, Concordia-M'head (III)	1997	23	126	5.48
John Gallogly, Salve Regina (III)	1998	23	121	5.26
Scott Clarke, Utica (III)	1995	24	126	5.25
Darron Brittman, Chicago St. (I)	1986	28	139	4.96
Wayne Copeland, Lynn (II)	2000	26	129	4.96
Joel Heckendorf, Martin Luther (III)	1996	17	84	4.94
Aldwin Ware, Florida A&M (I)	1988	29	142	4.90
David Brown, Westfield St. (III)	1994	25	122	4.88
Ivo Moyano, Polytechnic (N.Y.) (III)	1994	19	91	4.78
Tennyson Whitted, Ramapo (III)	2002	29	138	4.76
Mario Thompson, Occidental (III)	1999	24	114	4.75
Benny West, Howard Payne (III)	2004	25	116	4.64
Keith Darden, Concordia-Austin (III)	2001	24	111	4.63
Moses Jean-Pierre, Plymouth St. (III)	1993	25	114	4.56
Deron Black, Allegheny (III)	1996	27	123	4.56
Scott Clarke, Utica (III)	1996	26	118	4.54
John Morris, Bluefield St. (II)	1994	23	104	4.52
Devlin Herring, Pitt.-Johnstown (II)	1997	27	122	4.52

**Career Records**

**POINTS**

Player, Team (Division)	Last Season	Yrs.	G	FG	3FG	FT	Pts.
Travis Grant, Kentucky St. (II)	1972	4	121	1,760	—	525	4,045
Bob Hopkins, Grambling (II)	1956	4	126	1,403	—	953	3,759
Pete Maravich, LSU (I)	1970	3	83	1,387	—	893	3,667
Dwight Lamar, La.-Lafayette (II & I)	1973	4	112	1,445	—	603	3,493
Tony Smith, Pfeiffer (II)	1992	4	126	1,150	431	619	3,350
Earnest Lee, Clark Atlanta (II)	1987	4	115	1,270	35	723	3,298
Joe Miller, Alderson-Broaddus (II)	1957	4	129	1,082	—	1,130	3,294
John Rinka, Kenyon (II)	1970	4	99	1,261	—	729	3,251
Freeman Williams, Portland St. (I)	1978	4	106	1,369	—	511	3,249
Lionel Simmons, La Salle (I)	1990	4	131	1,244	56	673	3,217
Dick Barnett, Tennessee St. (II)	1959	4	136	1,312	—	585	3,209
Alphonso Ford, Mississippi Val. (I)	1993	4	109	1,121	333	590	3,165
Willie Scott, Alabama St. (II)	1969	4	103	1,277	—	601	3,155
Harry Kelly, Texas Southern (I)	1983	4	110	1,234	—	598	3,066
Keydren Clark, St. Peter's (I)	2006	4	118	967	435	689	3,058
Johnnie Allen, Bethune-Cookman (II)	1969	4	111	1,306	—	446	3,058
Bennie Swain, Texas Southern (II)	1958	4	137	1,157	—	694	3,008
Hersey Hawkins, Bradley (I)	1988	4	125	1,100	118	690	3,008
Rich Fuqua, Oral Roberts (II & I)	1973	4	111	1,273	—	458	3,004
Lambert Shell, Bridgeport (II)	1992	4	132	1,102	22	775	3,001
Oscar Robertson, Cincinnati (I)	1960	3	88	1,052	—	869	2,973
Carl Hartman, Alderson-Broaddus (II)	1955	4	118	1,124	—	711	2,959
Danny Manning, Kansas (I)	1988	4	147	1,216	10	509	2,951
Andre Foreman, Salisbury (III)	1992	5	109	1,141	68	592	2,940
Earl Monroe, Winston-Salem (II)	1967	4	110	1,158	—	619	2,935
Alfredrick Hughes, Loyola (Ill.) (I)	1985	4	120	1,226	—	462	2,914

**SCORING AVERAGE**

(Minimum 1,500 points)

Player, Team (Division)	Last Season	Yrs.	G	FG	3FG	FT	Pts.	Avg.
Pete Maravich, LSU (I)	1970	3	83	1,387	—	893	3,667	44.2
Austin Carr, Notre Dame (I)	1971	3	74	1,017	—	526	2,560	34.6
Oscar Robertson, Cincinnati (I)	1960	3	88	1,052	—	869	2,973	33.8
Travis Grant, Kentucky St. (II)	1972	4	121	1,760	—	525	4,045	33.4
Calvin Murphy, Niagara (I)	1970	3	77	947	—	654	2,548	33.1
John Rinka, Kenyon (II)	1970	4	99	1,261	—	729	3,251	32.8
Dwain Govan, Bishop (III)	1975	2	55	750	—	305	1,805	32.8
Florindo Vieira, Quinnipiac (II)	1957	4	69	761	—	471	2,263	32.8
Dwight Lamar, La.-Lafayette (I)	1973	2	57	768	—	326	1,862	32.7
Frank Selvy, Furman (I)	1954	3	78	922	—	694	2,538	32.5
Rick Mount, Purdue (I)	1970	3	72	910	—	503	2,323	32.3
Darrell Floyd, Furman (I)	1956	3	71	868	—	545	2,281	32.1
Nick Werkman, Seton Hall (I)	1964	3	71	812	—	649	2,273	32.0
Willie Humes, Idaho St. (I)	1971	2	48	565	—	380	1,510	31.5
William Averitt, Pepperdine (I)	1973	2	48	615	—	311	1,541	31.4
Elgin Baylor, Albertson/Seattle (I)	1958	3	80	956	—	588	2,500	31.3
Willie Shaw, Lane (II)	1964	4	76	960	—	459	2,379	31.3
Mike Davis, Virginia Union (II)	1969	4	89	1,014	—	730	2,758	31.0
Elvin Hayes, Houston (I)	1968	3	93	1,215	—	454	2,884	31.0
Freeman Williams, Portland St. (I)	1978	4	106	1,369	—	511	3,249	30.7
Willie Scott, Alabama St. (II)	1969	4	103	1,277	—	601	3,155	30.6
Dave Russell, Shepherd (III)	1975	2	60	710	—	413	1,833	30.6
Larry Bird, Indiana St. (I)	1979	3	94	1,154	—	542	2,850	30.3
Kyle Myrick, Lincoln (Pa.) (III)	2006	2	57	667	78	309	1,721	30.2
Carlos Knox, IUPUI (II)	1998	4	85	832	208	684	2,556	30.1
George Gilmore, Chaminade (II)	1992	2	51	485	174	387	1,531	30.0



**FIELD-GOAL PERCENTAGE**  
(Minimum 400 field goals)

Player, Team (Division)	Last Season	Yrs.	G	FG	FGA	Pct.
Tony Rychlec, Mass. Maritime (III)	1983	3	55	509	692	73.6
Pete Metzelaars, Wabash (III)	1982	4	103	784	1,083	72.4
Todd Linder, Tampa (II)	1987	4	122	909	1,284	70.8
Tom Schurfranz, Bellarmine (II)	1992	4	112	742	1,057	70.2
Chad Scott, California (Pa.) (II)	1994	4	115	465	664	70.0
Ricky Nedd, Appalachian St. (I)	1994	4	113	412	597	69.0
Ed Phillips, Alabama A&M (II)	1971	4	95	610	885	68.9
Stephen Scheffler, Purdue (I)	1990	4	110	408	596	68.5
Ulysses Hackett, S.C. Upstate (II)	1992	3	90	824	1,213	67.9
Larry Tucker, Lewis (II)	1983	3	84	677	994	67.8
Steve Johnson, Oregon St. (I)	1981	4	116	828	1,222	67.8
Michael Bradley, Kentucky/Villanova (I)	2001	4	100	441	651	67.7
Otis Evans, Wayne St. (Mich.) (II)	1992	4	106	472	697	67.7
Maurice Woods, Potsdam St. (III)	1982	3	93	559	829	67.4
Matthew Cornegay, Tuskegee (II)	1982	4	105	524	783	66.9
Earl Keith, Stony Brook (III)	1979	4	94	777	1,161	66.9
Murray Brown, Florida St. (I)	1980	4	106	566	847	66.8
Roy Strozier, Central Mo. St. (II)	1981	4	110	563	843	66.8
Dennis Edwards, Fort Hays St. (II)	1995	2	59	666	998	66.7
James Morris, Central Okla. (II)	1993	4	76	532	798	66.7
Dan Rush, Bridgewater (Va.) (III)	1995	4	102	712	1,069	66.6
Lee Campbell, Middle Tenn./Missouri St. (I)	1990	3	88	411	618	66.5
Warren Kidd, Middle Tenn. (I)	1993	3	83	496	747	66.4
Todd MacCulloch, Washington (I)	1999	4	115	702	1,058	66.4
Joe Senser, West Chester (I)	1979	4	96	476	719	66.2
Lance Berwald, North Dakota St. (II)	1984	2	58	475	717	66.2

**THREE-POINT FIELD GOALS**

Player, Team (Division)	Last Season	Yrs.	G	3FG
Jeff Clement, Grinnell (III)	1999	4	91	516
J.J. Redick, Duke (I)	2006	4	139	457
Cameron Munoz, Mont. St.-Billings (II)	2006	4	99	451
Steve Nordlund, Grinnell (III)	2004	4	97	449
Stephen Dye, Alderson-Broaddus (II)	2005	4	121	443
Steve Moyer, Gannon (II)	1999	4	112	442
Keydren Clark, St. Peter's (I)	2006	4	118	435
Tony Smith, Pfeiffer (II)	1992	4	126	431
Curtis Staples, Virginia (I)	1998	4	122	413
Kwame Morton, Clarion (II)	1994	4	105	411
Keith Veney, Lamar/Marshall (I)	1997	4	111	409
Tarvoris Uzoigwe, Henderson St. (II)	2005	4	119	404
Chris Carideo, Widener (III)	1995	4	103	402
Doug Day, Radford (I)	1993	4	117	401
Gerry McNamara, Syracuse (I)	2006	4	135	400
Michael Watson, UMKC (I)	2004	4	117	391
Gary Duda, Merrimack (II)	1992	4	122	389
Mike Taylor, West Virginia St. (II)	2004	4	116	378
Ronnie Schmitz, UMKC (I)	1993	4	112	378
Mark Alberts, Akron (I)	1993	4	107	375
Brett Blizzard, UNC Wilmington (I)	2003	4	125	371
Kyle Korver, Creighton (I)	2003	4	128	371
Markus Hallgrimson, Mont. St.-Billings (II)	2000	3	82	371
Steve Diekmann, Grinnell (III)	1995	4	85	371
Greg Cole, Western Conn. St. (III)	2006	4	110	367
Pat Bradley, Arkansas (I)	1999	4	132	366
Bryce Drew, Valparaiso (I)	1998	4	121	364
Jeff Fryer, Loyola Marymount (I)	1990	4	112	363
Brendan Twomey, Mt. St. Mary (N.Y.)/Oneonta St. (III)	2004	4	109	362
Matt Garvey, Bates (III)	1997	4	95	361
Taquan Dean, Louisville (I)	2006	4	128	359

**THREE-POINT FIELD GOALS PER GAME**  
(Minimum 200 three-point field goals)

Player, Team (Division)	Last Season	Yrs.	G	3FG	Avg.
Jeff Clement, Grinnell (III)	1999	4	91	516	5.67
Antonio Harris, LeMoyn-Owen (II)	1999	2	52	245	4.71
Steve Nordlund, Grinnell (III)	2004	4	97	449	4.63
Timothy Pollard, Mississippi Val. (I)	1989	2	56	256	4.57
Cameron Munoz, Mont. St.-Billings (II)	2006	4	99	451	4.56
Markus Hallgrimson, Mont. St.-Billings (II)	2000	3	82	371	4.52
Ed Brands, Grinnell (III)	1996	4	78	347	4.45
Steve Diekmann, Grinnell (III)	1995	4	85	371	4.36
Sydney Grider, La.-Lafayette (I)	1990	2	58	253	4.36
Alex Williams, Sacramento St. (II)	1988	2	58	247	4.26
Yandel Brown, Columbus St. (II)	2005	2	63	264	4.19
Tommie Spearman, Columbus St. (II)	1995	2	56	233	4.16
Reece Gliko, Mont. St.-Billings (II)	1997	2	56	231	4.13
Steve Matthews, Emerson (III)/Wentworth Inst. (III)	2000	3	81	334	4.12
Danny Phillips, Mont. St.-Billings (II)	2002	2	55	222	4.03
Brian Merriweather, Tex.-Pan American (I)	2001	3	84	332	3.95

Player, Team (Division)	Last Season	Yrs.	G	3FG	Avg.
Steve Moyer, Gannon (II)	1999	4	112	442	3.95
Kwame Morton, Clarion (II)	1994	4	105	411	3.91
Chris Carideo, Widener (III)	1995	4	103	402	3.90
Josh Heard, Tennessee Tech (I)	2000	2	55	210	3.82
Matt Garvey, Bates (III)	1997	4	95	361	3.80
Shawn Williams, Central Okla. (II)	1991	3	57	212	3.72
Zoderick Green, Central Okla. (II)	1995	3	57	212	3.72
Kareem Townes, La Salle (I)	1995	3	81	300	3.70
Keydren Clark, St. Peter's (I)	2006	4	118	435	3.69
Keith Veney, Lamar/Marshall (I)	1997	4	111	409	3.68
Stephen Dye, Alderson-Broaddus (II)	2005	4	121	443	3.66
Mike Sinclair, Bowie St. (II)	1989	3	82	299	3.65
Tai Crutchfield, Philadelphia U. (II)	2001	2	58	210	3.62

**THREE-POINT FIELD-GOAL PERCENTAGE**  
(Minimum 200 three-point field goals)

Player, Team (Division)	Last Season	Yrs.	G	3FG	3FGA	Pct.
Scott Martin, Rollins (II)	1991	4	104	236	460	51.3
Jeff Seifriz, Wis.-Whitewater (III)	1989	3	85	217	423	51.3
Chris Peterson, Eureka (III)	1994	4	78	215	421	51.1
Todd Woelfle, Oakland City (II)	1998	4	103	210	412	51.0
Everett Foxx, Ferrum (III)	1992	4	104	315	630	50.0
Tony Bennett, Wis.-Green Bay (I)	1992	4	118	290	584	49.7
Matt Markle, Shippensburg (II)	1992	4	101	202	408	49.5
Keith Jennings, East Tenn. St. (I)	1991	4	127	223	452	49.3
Brad Alberts, Ripon (III)	1992	4	95	277	563	49.2
Jeff Jones, Lycoming (III)	1989	3	71	232	472	49.2
Troy Greenlee, DePauw (III)	1991	4	106	232	473	49.0
Paul Cluxton, Northern Ky. (II)	1997	4	122	303	619	48.9
Lance Gelnett, Millersville (II)	1992	4	109	266	547	48.6
David Todd, Pomona-Pitzer (III)	1990	4	84	212	439	48.3
Al Callejas, Scranton (III)	2001	4	90	225	466	48.3
Antonio Harris, LeMoyn-Owen (II)	1999	2	52	245	510	48.0
Jason Bullock, Indiana (Pa.) (II)	1995	4	88	235	491	47.9
Matt Ripaldi, Southern N.H. (II)	1995	4	95	205	431	47.6
Kirk Manns, Michigan St. (I)	1990	4	120	212	446	47.5
Tim Locum, Wisconsin (I)	1991	4	118	227	481	47.2
Mark Willey, Fort Hays St. (II)	1992	4	117	224	478	46.9
David Olson, Eastern Ill. (I)	1992	4	111	262	562	46.6
Todd Bowden, Randolph-Macon (II)	1989	3	84	229	491	46.6
Ross Land, Northern Ariz. (I)	2000	4	117	308	664	46.4
Dan Dickau, Washington/Gonzaga (I)	2002	4	97	215	465	46.2

**FREE-THROW PERCENTAGE**  
(Minimum 300 free throws made)

Player, Team (Division)	Last Season	Yrs.	G	FT	FTA	Pct.
Gary Buchanan, Villanova (I)	2003	4	122	324	355	91.3
Korey Coon, Ill. Wesleyan (III)	2000	4	109	449	492	91.3
J.J. Redick, Duke (I)	2006	4	139	662	726	91.2
Greg Starrick, Kentucky/Southern Ill. (I)	1972	4	72	341	375	90.9
Ryan Knuppel, Elmhurst (III)	2001	4	102	288	317	90.9
Jack Moore, Nebraska (I)	1982	4	105	446	495	90.1
Steve Henson, Kansas St. (I)	1990	4	127	361	401	90.0
Steve Alford, Indiana (I)	1987	4	125	535	596	89.8
Bob Lloyd, Rutgers (I)	1967	3	77	543	605	89.8
Jake Sullivan, Iowa St. (I)	2004	4	123	354	395	89.6
Jim Barton, Dartmouth (I)	1989	4	104	394	440	89.5
Al Callejas, Scranton (III)	2001	4	90	333	372	89.5
Dave Reynolds, Davis & Elkins (II)	1989	4	107	383	429	89.3
Tommy Boyer, Arkansas (I)	1963	3	70	315	353	89.2
Kyle Korver, Creighton (I)	2003	4	128	312	350	89.1
Tim McGraw, Hartwick (III)	1988	4	107	330	371	88.9
Rob Robbins, New Mexico (I)	1991	4	133	309	348	88.8
Gerry McNamara, Syracuse (I)	2006	4	135	435	490	88.8
Brent Jolly, Tennessee Tech (I)	2003	4	123	347	391	88.7
Marcus Wilson, Evansville (I)	1999	4	119	455	513	88.7
Sean Miller, Pittsburgh (I)	1992	4	128	317	358	88.5
Ron Perry, Holy Cross (I)	1980	4	109	680	768	88.5
Joe Crispin, Penn St. (I)	2001	4	127	448	506	88.5
Joe Dykstra, Western Ill. (I)	1983	4	117	587	663	88.5
Michael Shue, Lock Haven (II)	1997	4	92	354	400	88.5
Mike Joseph, Bucknell (I)	1990	4	115	397	449	88.4

**REBOUNDS**

Player, Team (Division)	Last Season	Yrs.	G	Reb.
Jim Smith, Steubenville (II)	1958	4	112	2,334
Marvin Webster, Morgan St. (II)	1975	4	114	2,267
Tom Gola, La Salle (I)	1955	4	118	2,201
Major Jones, Albany St. (Ga.) (II)	1976	4	105	2,052
Joe Holup, George Washington (I)	1956	4	104	2,030
Charles Hardnett, Grambling (II)	1962	4	117	1,983

Player, Team (Division)	Last Season	Yrs.	G	Reb.
Jim Ahrens, Buena Vista (II)	1962	4	95	1,977
Elmore Smith, Kentucky St. (II)	1971	3	85	1,917
Charlie Slack, Marshall (I)	1956	4	88	1,916
Zelmo Beaty, Prairie View (II)	1962	4	97	1,916
Ed Conlin, Fordham (I)	1955	4	102	1,884
Hal Booker, Cheyney (II)	1969	4	103	1,882
Bill Thieben, Hofstra (II)	1956	3	76	1,837
Maurice Stokes, St. Francis (Pa.) (II)	1955	3	72	1,812
Dickie Hemric, Wake Forest (I)	1955	4	104	1,802
Paul Silas, Creighton (I)	1964	3	81	1,751
James Morgan, Md.-East. Shore (II)	1970	4	95	1,747
Tom Hart, Middlebury (II)	1956	3	63	1,738
Joe Casey, Boston St. (II)	1969	4	102	1,733
Art Quimby, Connecticut (I)	1955	4	80	1,716
Jerry Harper, Alabama (I)	1956	4	93	1,688
Jeff Cohen, William & Mary (I)	1961	4	103	1,679
Steve Hamilton, Morehead St. (I)	1958	4	102	1,675
Herb Lake, Youngstown St. (II)	1959	4	95	1,638
Jim Fay, St. Ambrose (II)	1953	4	95	1,633

**(For careers beginning in 1973 or after)**

Major Jones, Albany St. (Ga.) (II)	1976	4	105	2,052
Michael Smith, Hamilton (III)	1992	4	107	1,628
Tim Duncan, Wake Forest (I)	1997	4	128	1,570
Derrick Coleman, Syracuse (I)	1990	4	143	1,537
Malik Rose, Drexel (I)	1996	4	120	1,514
Ralph Sampson, Virginia (I)	1983	4	132	1,511
John Jordan, Southern Me. (III)	1981	4	105	1,504
Clemon Johnson, Florida A&M (II)	1978	4	109	1,494
Wayne Robertson, Southern N.H. (II)	1994	4	127	1,487
Larry Parker, Plattsburgh St. (III)	1978	4	85	1,482
Carlos Terry, Winston-Salem (II)	1978	4	117	1,467
Pete Padgett, Nevada (I)	1976	4	104	1,464
Kevin Clark, Clark (Mass.) (III)	1981	4	101	1,450
James Hector, American Int'l (II)	1994	4	115	1,446
Lionel Simmons, La Salle (I)	1990	4	131	1,429
Anthony Bonner, St. Louis (I)	1990	4	133	1,424
E.D. Schecterly, Lynchburg (III)	1980	4	104	1,404
Jeff Covington, Youngstown St. (II)	1978	4	106	1,381
Tyrone Hill, Xavier (I)	1990	4	126	1,380
Larry Sheets, East. Mennonite (III)	1983	4	105	1,378
Popeye Jones, Murray St. (I)	1992	4	123	1,374
Michael Brooks, La Salle (I)	1980	4	114	1,372
John Ebeling, Fla. Southern (II)	1982	4	127	1,362
Xavier McDaniel, Wichita St. (I)	1985	4	117	1,359
John Irving, Arizona/Hofstra (I)	1977	4	103	1,348

**REBOUND AVERAGE**

(Minimum 800 rebounds)

Player, Team (Division)	Last Season	Yrs.	G	Reb.	Avg.
Tom Hart, Middlebury (II)	1956	3	63	1,738	27.6
Maurice Stokes, St. Francis (Pa.) (II)	1955	3	72	1,812	25.2
Frank Stroncsek, American Int'l (II)	1967	3	62	1,549	25.0
Bill Thieben, Hofstra (II)	1956	3	76	1,837	24.2
Hank Brown, Mass.-Lowell (II)	1967	3	49	1,129	23.0
Artis Gilmore, Jacksonville (I)	1970	2	54	1,224	22.7
Elmore Smith, Kentucky St. (II)	1971	3	85	1,917	22.6
Charles Wrinn, Trinity (Conn.) (II)	1953	3	53	1,176	22.2
Roman Turmon, Clark Atlanta (II)	1954	3	60	1,312	21.9
Charlie Slack, Marshall (I)	1956	4	88	1,916	21.8
Tony Missere, Pratt (II)	1968	3	62	1,348	21.7
Ron Horton, Delaware St. (III)	1968	3	64	1,384	21.6
Paul Silas, Creighton (I)	1964	3	81	1,751	21.6
Leroy Wright, Pacific (I)	1960	3	67	1,442	21.5
Art Quimby, Connecticut (I)	1955	4	80	1,716	21.5
Walt Dukes, Seton Hall (I)	1953	2	59	1,247	21.1
Jim Smith, Steubenville (II)	1958	4	112	2,334	20.8
Jim Ahrens, Buena Vista (II)	1962	4	95	1,977	20.8
Bob Brandes, Upsala (II)	1962	3	74	1,520	20.5
Jackie Jackson, Virginia Union (II)	1961	3	66	1,351	20.5
Bill Russell, San Francisco (I)	1956	3	79	1,606	20.3
Kermit Washington, American (I)	1973	3	73	1,478	20.2
Julius Erving, Massachusetts (I)	1971	2	52	1,049	20.2
Frank Hunter, Northland (II)	1962	4	79	1,581	20.0
Marvin Webster, Morgan St. (II)	1975	4	114	2,267	19.9

**(For careers beginning in 1973 or after)**

Major Jones, Albany St. (Ga.) (II)	1976	4	105	2,052	19.5
Larry Parker, Plattsburgh St. (III)	1978	4	85	1,482	17.4
Howard Shockley, Salisbury (III & II)	1976	3	76	1,299	17.1
Andre Means, Sacred Heart (II)	1978	2	62	1,009	16.3
Charles Greer, Thomas (III)	1977	3	58	926	16.0
Willie Parr, LeMoyné-Owen (III)	1976	3	76	1,182	15.6
Glenn Masley, Seton Hall (I)	1977	4	83	1,263	15.2
Michael Smith, Hamilton (III)	1992	4	107	1,628	15.2
Dave Kufeld, Yeshiva (III)	1980	4	81	1,222	15.1

Player, Team (Division)	Last Season	Yrs.	G	Reb.	Avg.
Ed Owens, Hampden-Sydney (III)	1980	4	77	1,160	15.1
Tony Rychlec, Mass. Maritime (III)	1983	3	55	812	14.8
Bill Campion, Manhattan (I)	1975	3	74	1,070	14.5
John Jordan, Southern Me. (III)	1981	4	105	1,504	14.4
Kevin Clark, Clark (Mass.) (III)	1981	4	101	1,450	14.4
Antonio Garcia, Ky. Wesleyan (II)	1999	2	70	997	14.2
Mark Veenstra, Calvin (III)	1977	4	89	1,260	14.2
Pete Padgett, Nevada (I)	1976	4	104	1,464	14.1
Anthony Fitzgerald, Villa Julie (III)	2006	4	107	1,496	14.0
Rob Roesch, Staten Island (III)	1989	2	61	850	13.9
Clemon Johnson, Florida A&M (II)	1978	4	109	1,494	13.7
Larry Johnson, Ark.-Little Rock (II)	1978	3	69	944	13.7
Carlo DeTommaso, Rhode Island Col. (III)	1976	3	72	984	13.7
Bob Warner, Maine (I)	1976	4	96	1,304	13.6
Shaquille O'Neal, LSU (I)	1992	3	90	1,217	13.5
Cornelius Cash, Bowling Green (I)	1975	3	79	1,068	13.5
E.D. Schecterly, Lynchburg (III)	1980	4	104	1,404	13.5
Ira Terrell, SMU (I)	1976	3	80	1,077	13.5

**ASSISTS**

Player, Team (Division)	Last Season	Yrs.	G	Ast.
Bobby Hurley, Duke (I)	1993	4	140	1,076
Demetri Beekman, Assumption (II)	1993	4	119	1,044
Chris Corchiani, North Carolina St. (I)	1991	4	124	1,038
Ed Cota, North Carolina (I)	2000	4	138	1,030
Keith Jennings, East Tenn. St. (I)	1991	4	127	983
Steve Blake, Maryland (I)	2003	4	138	972
Sherman Douglas, Syracuse (I)	1989	4	138	960
Tony Miller, Marquette (I)	1995	4	123	956
Aaron Miles, Kansas (I)	2005	4	138	954
Greg Anthony, Portland/UNLV (I)	1991	4	138	950
Doug Gottlieb, Notre Dame/Oklahoma St. (I)	2000	4	124	947
Gary Payton, Oregon St. (I)	1990	4	120	938
Adam Kaufman, Edinboro (II)	2001	4	116	936
Rob Paternostro, Southern N.H. (II)	1995	4	129	919
Tennyson Whitted, Ramapo (III)	2003	4	108	917
Steve Artis, Chris. Newport (III)	1993	4	112	909
Orlando Smart, San Francisco (I)	1994	4	116	902
Andre LaFleur, Northeastern (I)	1987	4	128	894
Chico Fletcher, Arkansas St. (I)	2000	4	114	893
Phil Dixon, Shenandoah (III)	1996	4	103	889
Jim Les, Bradley (I)	1986	4	118	884
Frank Smith, Old Dominion (I)	1988	4	120	883
Taurence Chisholm, Delaware (I)	1988	4	110	877
Grayson Marshall, Clemon (I)	1988	4	122	857
Anthony Manuel, Bradley (I)	1989	4	108	855

**ASSIST AVERAGE**

(Minimum 550 assists)

Player, Team (Division)	Last Season	Yrs.	G	Ast.	Avg.
Steve Ray, Bridgeport (II)	1990	2	65	785	12.08
Avery Johnson, Southern U. (I)	1988	2	61	732	12.00
Sam Crawford, New Mexico St. (I)	1993	2	67	592	8.84
Mark Wade, Oklahoma/UNLV (I)	1987	3	79	693	8.77
Demetri Beekman, Assumption (II)	1993	4	119	1,044	8.77
Phil Dixon, Shenandoah (III)	1996	4	103	889	8.63
Tennyson Whitted, Ramapo (III)	2003	4	108	917	8.49
Chris Corchiani, North Carolina St. (I)	1991	4	124	1,038	8.37
Ernest Jenkins, N.M. Highlands (II)	1995	4	84	699	8.32
Steve Artis, Chris. Newport (III)	1993	4	112	909	8.12
Adam Kaufman, Edinboro (II)	2001	4	116	936	8.07
Taurence Chisholm, Delaware (I)	1988	4	110	877	7.97
Van Usher, Tennessee Tech (I)	1992	3	85	676	7.95
Anthony Manuel, Bradley (I)	1989	4	108	855	7.92
Mark Benson, Tex. A&M-Kingsville (II)	1991	3	86	674	7.84
Chico Fletcher, Arkansas St. (I)	2000	4	114	893	7.83
Pat Madden, Jacksonville St. (II)	1991	3	88	688	7.82
Gary Payton, Oregon St. (I)	1990	4	120	938	7.82
Orlando Smart, San Francisco (I)	1994	4	116	902	7.78
Tony Miller, Marquette (I)	1995	4	123	956	7.77
Keith Jennings, East Tenn. St. (I)	1991	4	127	983	7.74
Dan Ward, St. Cloud St. (II)	1995	4	100	774	7.74
Bobby Hurley, Duke (I)	1993	4	140	1,076	7.69
Doug Gottlieb, Notre Dame/Oklahoma St. (I)	2000	4	124	947	7.63
Chuck Evans, Old Dominion/Mississippi St. (I)	1993	3	85	648	7.62

**BLOCKED SHOTS**

Player, Team (Division)	Last Season	Yrs.	G	Blk.
Ira Nicholson, Mt. St. Vincent (III)	1997	4	100	576
Wojciech Mydra, La.-Monroe (I)	2002	4	115	535
Adonal Foyle, Colgate (I)	1997	3	87	492
Tim Duncan, Wake Forest (I)	1997	4	128	481

Player, Team (Division)	Last Season	Yrs.	G	Blk.
Alonzo Mourning, Georgetown (I)	1992	4	120	453
Tarvis Williams, Hampton (II)	2001	4	114	452
Ken Johnson, Ohio St. (I)	2001	4	127	444
Deng Gai, Fairfield (I)	2005	4	100	442
Emeka Okafor, Connecticut (I)	2004	3	103	441
Antoine Hyman, Keuka (III)	1997	4	101	440
Lorenzo Coleman, Tennessee Tech (I)	1997	4	113	437
Calvin Booth, Penn St. (I)	1999	4	114	428
Troy Murphy, Notre Dame (I)	2001	3	94	425
Theo Ratliff, Wyoming (I)	1995	4	111	425
Etan Thomas, Syracuse (I)	2000	4	122	424
Shelden Williams, Duke (I)	2006	4	139	422
Rodney Blake, St. Joseph's (I)	1988	4	116	419
James Doyle, Concord (II)	1998	4	120	416
Shaquille O'Neal, LSU (I)	1992	3	90	412
Kevin Roberson, Vermont (I)	1992	4	112	409
Bilal Salaam, Kutztown (II)	2005	4	109	408
Derek Moore, S.C.-Aiken (II)	1999	4	102	408
Jim McLvaine, Marquette (I)	1994	4	118	399
D'or Fischer, Northwestern St./West Virginia (I)	2005	4	127	392
Tim Perry, Temple (I)	1988	4	130	392
Jason Lawson, Villanova (I)	1997	4	131	375
Pervis Ellison, Louisville (I)	1989	4	136	374
Peter Aluma, Liberty (I)	1997	4	119	366
Acie Earl, Iowa (I)	1993	3	116	365

**BLOCKED-SHOT AVERAGE**  
(Minimum 200 blocked shots)

Player, Team (Division)	Last Season	Yrs.	G	Blk.	Avg.
Neil Edwards, York (N.Y.) (III)	2000	3	55	337	6.13
Ira Nicholson, Mt. St. Vincent (III)	1997	4	100	576	5.76
Adonal Foyle, Colgate (I)	1997	3	87	492	5.66
John Bunch, Lincoln (Pa.) (III)	2004	2	48	265	5.52
David Robinson, Navy (I)	1987	2	67	351	5.24
Shacun Malave, City Tech (III)	2005	2	53	272	5.13
Wojciech Mydra, La.-Monroe (I)	2002	4	115	535	4.65
Shaquille O'Neal, LSU (I)	1992	3	90	412	4.58
Troy Murphy, Notre Dame (I)	2001	3	94	425	4.52
Jerome James, Florida A&M (I)	1998	3	81	363	4.48
Deng Gai, Fairfield (I)	2005	4	100	442	4.42
Antoine Hyman, Keuka (III)	1997	4	101	440	4.36
Andrew South, NJIT (III)	1995	3	80	344	4.30
Emeka Okafor, Connecticut (I)	2004	3	103	441	4.28
Justin Williams, Wyoming (I)	2006	2	58	244	4.21
Antonio Ramos, Clarke (III)	2003	3	77	318	4.13
Justin Rowe, Maine (I)	2003	2	55	226	4.11
Johnny Woods, Wesley (III)	2002	4	78	319	4.09
Derek Moore, S.C.-Aiken (II)	1999	4	102	408	4.00
Tarvis Williams, Hampton (I)	2001	4	114	452	3.96
Ifesinachi Anosike, Salem St. (III)	2005	2	56	221	3.95
Lorenzo Coleman, Tennessee Tech (I)	1997	4	113	437	3.87
Theo Ratliff, Wyoming (I)	1995	4	111	425	3.83
John Burke, Southampton (II)	1996	2	54	205	3.80
Alonzo Mourning, Georgetown (I)	1992	4	120	453	3.78
Kino Outlaw, Mount Olive (II)	1996	3	81	305	3.77
Calvin Booth, Penn St. (I)	1999	4	114	428	3.75
Bilal Salaam, Kutztown (II)	2005	4	109	408	3.74
Mike Mientus, Allentown (III)	1997	4	87	324	3.72
Tarvis Williams, Hampton (I)	2000	3	82	305	3.72

**STEALS**

Player, Team (Division)	Last Season	Yrs.	G	Stl.
Tennyson Whitted, Ramapo (III)	2003	4	108	448
John Gallogly, Salve Regina (III)	1998	4	98	413
John Linehan, Providence (I)	2002	5	122	385
Eddin Santiago, Mo. Southern St. (II)	2002	4	117	383
Daniel Martinez, McMurry (III)	2000	3	76	380
Eric Murdock, Providence (I)	1991	4	117	376
Ivo Moyano, Polytechnic (N.Y.) (III)	1997	4	87	368
Pepe Sanchez, Temple (I)	2000	4	116	365
Benny West, Howard Payne (III)	2004	4	98	363
Oronn Brown, Clarion (II)	1997	4	106	361
Robert Campbell, Armstrong Atlantic (II)	2001	4	118	357
Eric Bell, New Paltz St. (III)	1996	4	94	355
Cookie Belcher, Nebraska (I)	2001	5	131	353
Kevin Braswell, Georgetown (I)	2002	4	128	349
Keith Darden, Concordia-Austin (III)	2005	4	90	348
Bonzi Wells, Ball St. (I)	1998	4	116	347
Obie Trotter, Alabama A&M (I)	2006	4	114	346
Scott Clarke, Utica (III)	1996	4	96	346
Marcus Best, Winston-Salem (II)	2002	4	119	345
Gerald Walker, San Francisco (I)	1996	4	111	344
Johnny Rhodes, Maryland (I)	1996	4	122	344
Michael Anderson, Drexel (I)	1988	4	115	341
Kenny Robertson, Cleveland St. (I)	1990	4	119	341
Jeff Mikos, Milwaukee Engr. (III)	2006	4	105	340
Keith Jennings, East Tenn. St. (I)	1991	4	127	334
Juan Dixon, Maryland (I)	2002	4	141	333
Devlin Herring, Pitt.-Johnstown (II)	1998	4	106	333
Desmond Cambridge, Alabama A&M (I)	2002	3	84	330
Jason Hart, Syracuse (I)	2000	4	132	329
Greg Anthony, Portland/UNLV (I)	1991	4	138	329

**STEAL AVERAGE**  
(Minimum 200 steals)

Player, Team (Division)	Last Season	Yrs.	G	Stl.	Avg.
Moses Jean-Pierre, Plymouth St. (III)	1994	2	55	303	5.51
Daniel Martinez, McMurry (III)	2000	3	76	380	5.00
Wayne Copeland, Lynn (II)	2000	2	57	254	4.46
Ivo Moyano, Polytechnic (N.Y.) (III)	1997	4	87	368	4.23
Mario Thompson, Occidental (III)	2001	3	71	300	4.23
John Gallogly, Salve Regina (III)	1998	4	98	413	4.21
Tennyson Whitted, Ramapo (III)	2003	4	108	448	4.15
Greg Dean, Concordia-M'head (III)	1997	3	75	307	4.09
Desmond Cambridge, Alabama A&M (I)	2002	3	84	330	3.93
Keith Darden, Concordia-Austin (III)	2005	4	90	348	3.87
Mookie Blaylock, Oklahoma (I)	1989	2	74	281	3.80
Eric Bell, New Paltz St. (III)	1996	4	94	355	3.78
Benny West, Howard Payne (III)	2004	4	98	363	3.70
Scott Clarke, Utica (III)	1996	4	96	346	3.60
Ricky Hollis, Brockport St. (III)	2002	4	90	322	3.58
Ronn McMahon, Eastern Wash. (I)	1990	3	64	225	3.52
Gerald Garlic, Goucher (III)	1995	3	70	244	3.49
Darrel Lewis, Lincoln (Pa.) (II)	1999	4	86	298	3.47
Oronn Brown, Clarion (II)	1997	4	106	361	3.41
Patrick Herron, Winston-Salem (II)	1995	3	78	263	3.37
David Clark, Bluefield St. (II)	1996	3	83	278	3.35
Eddin Santiago, Mo. Southern St. (II)	2002	4	117	383	3.27
Shuron Woodyard, Villa Julie (III)	1997	3	73	238	3.26
Jeff Mikos, Milwaukee Engr. (III)	2006	4	105	340	3.24
Shawn McCartney, Hunter (III)	1995	3	81	261	3.22
Carl Small, Cornell College (III)	1995	3	69	222	3.22
Eric Murdock, Providence (I)	1991	4	117	376	3.21
Ken Francis, Molloy (II)	1995	3	81	260	3.21







# Award Winners

Division I Consensus All-American Selections .....	128
Division I Academic All-Americans By Team .....	133
Division I Player of the Year.....	134
Divisions II and III Player of the Year.....	136
Divisions II and III First-Team All-Americans By Team.....	136
Divisions II and III Academic All-Americans By Team.....	139
NCAA Postgraduate Scholarship Winners By Team.....	141



# Division I Consensus All-American Selections

## By Season

### 1929

Charley Hyatt, Pittsburgh; Joe Schaaf, Penn; Charles Murphy, Purdue; Vern Corbin, California; Thomas Churchill, Oklahoma; John Thompson, Montana St.

### 1930

Charley Hyatt, Pittsburgh; Charles Murphy, Purdue; Branch McCracken, Indiana; John Thompson, Montana St.; Frank Ward, Montana St.; John Wooden, Purdue.

### 1931

John Wooden, Purdue; Joe Reiff, Northwestern; George Gregory, Columbia; Wes Fesler, Ohio St.; Elwood Romney, Brigham Young.

### 1932

Forest Sale, Kentucky; Ed Krause, Notre Dame; John Wooden, Purdue; Louis Berger, Maryland; Les Witte, Wyoming.

### 1933

Forest Sale, Kentucky; Don Smith, Pittsburgh; Elliott Loughlin, Navy; Joe Reiff, Northwestern; Ed Krause, Notre Dame; Jerry Nemer, Southern California

### 1934

Claire Cribbs, Pittsburgh; Ed Krause, Notre Dame; Les Witte, Wyoming; Hal Lee, Washington; Norman Cottom, Purdue.

### 1935

Jack Gray, Texas; Lee Guttero, Southern California; Claire Cribbs, Pittsburgh; Bud Browning, Oklahoma; Leroy Edwards, Kentucky.

### 1936

Bob Kessler, Purdue; Paul Nowak, Notre Dame; Hank Luisetti, Stanford; Vern Huffman, Indiana; John Moir, Notre Dame; Ike Poole, Arkansas; Bill Kinner, Utah.

### 1937

Hank Luisetti, Stanford; Paul Nowak, Notre Dame; Jules Bender, Long Island; John Moir, Notre Dame; Jewell Young, Purdue.

### 1938

Hank Luisetti, Stanford; John Moir, Notre Dame; Fred Pralle, Kansas; Jewell Young, Purdue; Paul Nowak, Notre Dame; Meyer Bloom, Temple.

### 1939

**First Team**—Irving Torgoff, Long Island; Urgel Wintermute, Oregon; Chet Jaworski, Rhode Island; Ernie Andres, Indiana; Jimmy Hull, Ohio St.

**Second Team**—Bob Calihan, Detroit; Michael Novak, Loyola (Ill.); Bernard Oppen, Kentucky; Robert Anet, Oregon; Bob Hassmiller, Fordham.

### 1940

**First Team**—Ralph Vaughn, Southern California; John Dick, Oregon; Bill Hapac, Illinois; George Glamack, North Carolina; Gus Broberg, Dartmouth.

**Second Team**—Jack Harvey, Colorado; Marvin Huffman, Indiana; James McNatt, Oklahoma; Jesse Renick, Oklahoma St.

### 1941

**First Team**—Gus Broberg, Dartmouth; John Adams, Arkansas; Howard Engleman, Kansas; George Glamack, North Carolina; Gene Englund, Wisconsin.

**Second Team**—Frank Baumholtz, Ohio; Paul Lindeman, Washington St.; Oscar Schechtman, Long Island; Robert Kinney, Rice; Stan Modzelewski, Rhode Island.

### 1942

**First Team**—John Kotz, Wisconsin; Price Brookfield, West Tex. A&M; Bob Kinney, Rice; Andrew Phillip, Illinois; Robert Davies, Seton Hall.

**Second Team**—Robert Doll, Colorado; Wilfred Doerner, Evansville; Donald Burness, Stanford; George Munroe, Dartmouth; Stan Modzelewski, Rhode Island; John Mandic, Oregon St.

### 1943

**First Team**—Andrew Phillip, Illinois; George Senesky, St. Joseph's; Ken Sailors, Wyoming; Harry Boykoff, St. John's (N.Y.); Charles Black, Kansas; Ed Beisser, Creighton; William Closs, Rice.

**Second Team**—Gerald Tucker, Oklahoma; Bob Rensberger, Notre Dame; Gene Rock, Southern California; John Kotz, Wisconsin; Otto Graham, Northwestern; Gale Bishop, Washington St.

### 1944

**First Team**—George Mikan, DePaul; Audley Brindley, Dartmouth; Otto Graham, Northwestern; Robert Brannum, Kentucky; Alva Paine, Oklahoma; Robert Kurland, Oklahoma St.; Leo Klier, Notre Dame.

**Second Team**—Arnold Ferrin, Utah; Dale Hall, Army; Don Grate, Ohio St.; Bob Dille, Valparaiso; William Henry, Rice; Dick Triptow, DePaul.

### 1945

**First Team**—George Mikan, DePaul; Robert Kurland, Oklahoma St.; Arnold Ferrin, Utah; Walton Kirk, Illinois; William Hassett, Notre Dame; William Henry, Rice; Howard Dallmar, Penn; Wyndol Gray, Bowling Green.

**Second Team**—Richard Ives, Iowa; Vince Hanson, Washington St.; Dale Hall, Army; Max Norris, Northwestern; Don Grate, Ohio St.; Herb Wilkinson, Iowa.

### 1946

**First Team**—George Mikan, DePaul; Robert Kurland, Oklahoma St.; Leo Klier, Notre Dame; Max Norris, Northwestern; Sid Tanenbaum, New York U.

**Second Team**—Jack Parkinson, Kentucky; John Dillon, North Carolina; Ken Sailors, Wyoming; Charles Black, Kansas; Tony Lavelli, Yale; William Hassett, Notre Dame.

### 1947

**First Team**—Ralph Beard, Kentucky; Gerald Tucker, Oklahoma; Alex Groza, Kentucky; Sid Tanenbaum, New York U.; Ralph Hamilton, Indiana.

**Second Team**—George Kaftan, Holy Cross; John Hargis, Texas; Don Barksdale, UCLA; Arnold Ferrin, Utah; Andrew Phillip, Illinois; Ed Koffenberger, Duke; Vern Gardner, Utah.

### 1948

**First Team**—Murray Wier, Iowa, 5-9, Muscatine, IA; Ed Macauley, St. Louis, 6-8, St. Louis; Jim McIntyre, Minnesota, 6-10, Minneapolis; Kevin O'Shea, Notre Dame, 6-1, San Francisco; Ralph Beard, Kentucky, 5-10, Louisville, KY.

**Second Team**—Dick Dickey, North Carolina St.; Arnold Ferrin, Utah; Alex Groza, Kentucky; Harold Haskins, Hamline; George Kaftan, Holy Cross; Duane Klueh, Indiana St.; Tony Lavelli, Yale; Jack Nichols, Washington; Andy Wolfe, California.

### 1949

**First Team**—Tony Lavelli, Yale, 6-3, Somerville, MA; Vince Boryla, Denver, 6-5, East Chicago, IN; Ed Macauley, St. Louis, 6-8, St. Louis; Alex Groza, Kentucky, 6-7, Martin's Ferry, OH; Ralph Beard, Kentucky, 5-10, Louisville, KY.

**Second Team**—Bill Erickson, Illinois; Vern Gardner, Utah; Wallace Jones, Kentucky; Jim McIntyre, Minnesota; Ernie Vandeweghe, Colgate.

### 1950

**First Team**—Dick Schnittker, Ohio St., 6-5, Sandusky, OH; Bob Cousy, Holy Cross, 6-1, St. Albans, NY; Paul Arizin, Villanova, 6-3, Philadelphia; Paul Unruh, Bradley, 6-4, Toulon, IL; Bill Sharman, Southern California, 6-2, Porterville, CA.

**Second Team**—Charles Cooper, Duquesne; Don Lofgran, San Francisco; Kevin O'Shea, Notre Dame; Don Rehfeldt, Wisconsin; Sherman White, Long Island.

### 1951

**First Team**—Bill Mlkvy, Temple, 6-4, Palmerton, PA; Sam Ranzino, North Carolina St., 6-1, Gary, IN; Bill Spivey, Kentucky, 7-0, Macon, GA; Clyde Lovellette, Kansas, 6-9, Terre Haute, IN; Gene Melchiorre, Bradley, 5-8, Highland Park, IL.

**Second Team**—Ernie Barrett, Kansas St.; Bill Garrett, Indiana; Dick Groat, Duke; Mel Hutchins, Brigham Young; Gale McArthur, Oklahoma St.

### 1952

**First Team**—Cliff Hagan, Kentucky, 6-4, Owensboro, KY; Rod Fletcher, Illinois, 6-4, Champaign, IL; Chuck Darling, Iowa, 6-8, Denver; Clyde Lovellette, Kansas, 6-9, Terre Haute, IN; Dick Groat, Duke, 6-0, Swissvale, PA.

**Second Team**—Bob Houbregs, Washington; Don Meineke, Dayton; Johnny O'Brien, Seattle; Mark Workman, West Virginia; Bob Zawoluk, St. John's (N.Y.).

### 1953

**First Team**—Ernie Beck, Penn, 6-4, Philadelphia; Bob Houbregs, Washington, 6-7, Seattle; Walt Dukes, Seton Hall, 6-11, Rochester, NY; Tom Gola, La Salle, 6-6, Philadelphia; Johnny O'Brien, Seattle, 5-8, South Amboy, NJ.

**Second Team**—Dick Knostman, Kansas St.; Bob Pettit, LSU; Joe Richey, Brigham Young; Don Schlundt, Indiana; Frank Selvy, Furman.

### 1954

**First Team**—Frank Selvy, Furman, 6-3, Corbin, KY; Tom Gola, La Salle, 6-6, Philadelphia; Don Schlundt, Indiana, 6-10, South Bend, IN; Bob Pettit, LSU, 6-9, Baton Rouge, LA; Cliff Hagan, Kentucky, 6-4, Owensboro, KY.

**Second Team**—Bob Leonard, Indiana; Tom Marshall, Western Ky.; Bob Mattick, Oklahoma St.; Frank Ramsey, Kentucky; Dick Ricketts, Duquesne.

### 1955

**First Team**—Tom Gola, La Salle, 6-6, Philadelphia; Dick Ricketts, Duquesne, 6-8, Pottstown, PA; Bill Russell, San Francisco, 6-9, Oakland, CA; Si Green, Duquesne, 6-3, Brooklyn, NY; Dick Garmaker, Minnesota, 6-3, Hibbing, MN.

**Second Team**—Darrell Floyd, Furman; Robin Freeman, Ohio St.; Dickie Hemric, Wake Forest; Don Schlundt, Indiana; Ron Shavlik, North Carolina St.

### 1956

**First Team**—Tom Heinsohn, Holy Cross, 6-7, Union City, NJ; Ron Shavlik, North Carolina St., 6-9, Denver; Bill Russell, San Francisco, 6-9, Oakland, CA; Si Green, Duquesne, 6-3, Brooklyn, NY; Robin Freeman, Ohio St., 5-11, Cincinnati.

**Second Team**—Bob Burrow, Kentucky; Darrell Floyd, Furman; Rod Hundley, West Virginia; K.C. Jones, San Francisco; Willie Naulls, UCLA; Bill Uhl, Dayton.

### 1957

**First Team**—Rod Hundley, West Virginia, 6-4, Charleston, WV; Lenny Rosenbluth, North Carolina, 6-5, New York; Jim Krebs, SMU, 6-8, Webster Groves, MO; Wilt Chamberlain, Kansas, 7-0, Philadelphia; Charlie Tyra, Louisville, 6-8, Louisville, KY; Chet Forte, Columbia, 5-9, Hackensack, NJ.

**Second Team**—Elgin Baylor, Seattle; Frank Howard, Ohio St.; Guy Rodgers, Temple; Gary Thompson, Iowa St.; Grady Wallace, South Carolina

**1958**

**First Team**—Bob Boozer, Kansas St., 6-8, Omaha, NE; Elgin Baylor, Seattle, 6-6, Washington, DC; Wilt Chamberlain, Kansas, 7-0, Philadelphia; Oscar Robertson, Cincinnati, 6-5, Indianapolis; Guy Rodgers, Temple, 6-0, Philadelphia; Don Hennon, Pittsburgh, 5-9, Wampum, PA.

**Second Team**—Pete Brennan, North Carolina; Archie Dees, Indiana; Dave Gambee, Oregon St.; Mike Farmer, San Francisco; Bailey Howell, Mississippi St.

**1959**

**First Team**—Bailey Howell, Mississippi St., 6-7, Middleton, TN; Bob Boozer, Kansas St., 6-8, Omaha, NE; Oscar Robertson, Cincinnati, 6-5, Indianapolis; Jerry West, West Virginia, 6-3, Cabin Creek, WV; Johnny Cox, Kentucky, 6-4, Hazard, KY.

**Second Team**—Leo Byrd, Marshall; Johnny Green, Michigan St.; Tom Hawkins, Notre Dame; Don Hennon, Pittsburgh; Alan Seiden, St. John's (N.Y.).

**1960**

**First Team**—Oscar Robertson, Cincinnati, 6-5, Indianapolis; Jerry West, West Virginia, 6-3, Cabin Creek, WV; Jerry Lucas, Ohio St., 6-8, Middletown, OH; Darrall Imhoff, California, 6-10; Alhambra, CA; Tom Stith, St. Bonaventure, 6-5, Brooklyn, NY.

**Second Team**—Terry Dischinger, Purdue; Tony Jackson, St. John's (N.Y.); Roger Kaiser, Georgia Tech; Lee Shaffer, North Carolina; Len Wilkens, Providence.

**1961**

**First Team**—Jerry Lucas, Ohio St., 6-8, Middletown, OH; Tom Stith, St. Bonaventure, 6-5, Brooklyn, NY; Terry Dischinger, Purdue, 6-7, Terre Haute, IN; Roger Kaiser, Georgia Tech, 6-1, Dale, IN; Chet Walker, Bradley, 6-6, Benton Harbor, MI.

**Second Team**—Walt Bellamy, Indiana; Frank Burgess, Gonzaga; Tony Jackson, St. John's (N.Y.); Billy McGill, Utah; Larry Siegfried, Ohio St.

**1962**

**First Team**—Jerry Lucas, Ohio St., 6-8, Middletown, OH; Len Chappell, Wake Forest, 6-8, Portage Area, PA; Billy McGill, Utah, 6-9, Los Angeles; Terry Dischinger, Purdue, 6-7, Terre Haute, IN; Chet Walker, Bradley, 6-6, Benton Harbor, MI.

**Second Team**—Jack Foley, Holy Cross; John Havlicek, Ohio St.; Art Heyman, Duke; Cotton Nash, Kentucky; John Rudometkin, Southern California; Rod Thorn, West Virginia.

**1963**

**First Team**—Art Heyman, Duke, 6-5, Rockville Center, NY; Ron Bonham, Cincinnati, 6-5, Muncie, IN; Barry Kramer, New York U., 6-4, Schenectady, NY; Jerry Harkness, Loyola (Ill.), 6-3, New York; Tom Thacker, Cincinnati, 6-2, Covington, KY.

**Second Team**—Gary Bradds, Ohio St.; Bill Green, Colorado St.; Cotton Nash, Kentucky; Rod Thorn, West Virginia; Nate Thurmond, Bowling Green.

**1964**

**First Team**—Bill Bradley, Princeton, 6-5, Crystal City, MO; Dave Stallworth, Wichita St., 6-7, Dallas; Gary Bradds, Ohio St., 6-8, Jamestown, OH; Walt Hazzard, UCLA, 6-2, Philadelphia; Cotton Nash, Kentucky, 6-5, Leominster, MA.

**Second Team**—Ron Bonham, Cincinnati; Mel Counts, Oregon St.; Fred Hetzel, Davidson; Jeff Mullins, Duke; Cazzie Russell, Michigan.

**1965**

**First Team**—Bill Bradley, Princeton, 6-5, Crystal City, MO; Rick Barry, Miami (Fla.), 6-7, Roselle Park, NJ; Fred Hetzel, Davidson, 6-8, Washington, DC; Cazzie Russell, Michigan, 6-5, Chicago; Gail Goodrich, UCLA, 6-1, North Hollywood, CA.

**Second Team**—Bill Buntin, Michigan; Wayne Estes, Utah St.; Clyde Lee, Vanderbilt; Dave Schellhase, Purdue; Dave Stallworth, Wichita St.

**1966**

**First Team**—Dave Bing, Syracuse, 6-3, Washington, DC; Dave Schellhase, Purdue, 6-4, Evansville, IN; Clyde Lee, Vanderbilt, 6-9, Nashville, TN; Cazzie Russell, Michigan, 6-5, Chicago; Jim Walker, Providence, 6-3, Boston.

**Second Team**—Lou Dampier, Kentucky; Matt Guokas, St. Joseph's; Jack Marin, Duke; Dick Snyder, Davidson; Bob Verga, Duke; Walt Wesley, Kansas.

**1967**

**First Team**—Lew Alcindor, UCLA, 7-2, New York; Elvin Hayes, Houston, 6-8, Rayville, LA; Wes Unseld, Louisville, 6-8, Louisville, KY; Jim Walker, Providence, 6-3, Boston; Clem Haskins, Western Ky., 6-3, Campbellsville, KY; Bob Lloyd, Rutgers, 6-1, Upper Darby, PA; Bob Verga, Duke, 6-0, Sea Girt, NJ.

**Second Team**—Mel Daniels, New Mexico; Sonny Dove, St. John's (N.Y.); Larry Miller, North Carolina; Don May, Dayton; Lou Dampier, Kentucky.

**1968**

**First Team**—Wes Unseld, Louisville, 6-8, Louisville, KY; Elvin Hayes, Houston, 6-8, Rayville, LA; Lew Alcindor, UCLA, 7-2, New York; Pete Maravich, LSU, 6-5, Raleigh, NC; Larry Miller, North Carolina, 6-4, Catauga, PA.

**Second Team**—Lucius Allen, UCLA; Bob Lanier, St. Bonaventure; Don May, Dayton; Calvin Murphy, Niagara; Jo Jo White, Kansas.

**1969**

**First Team**—Lew Alcindor, UCLA, 7-2, New York; Spencer Haywood, Detroit, 6-8, Detroit; Pete Maravich, LSU, 6-5, Raleigh, NC; Rick Mount, Purdue, 6-4, Lebanon, IN; Calvin Murphy, Niagara, 5-10, Norwalk, CT.

**Second Team**—Dan Issel, Kentucky; Mike Maloy, Davidson; Bud Ogden, Santa Clara; Charlie Scott, North Carolina; Jo Jo White, Kansas.

**1970**

**First Team**—Pete Maravich, LSU, 6-5, Raleigh, NC; Rick Mount, Purdue, 6-4, Lebanon, IN; Bob Lanier, St. Bonaventure, 6-11, Buffalo, NY; Dan Issel, Kentucky, 6-9, Batavia, IL; Calvin Murphy, Niagara, 5-10, Norwalk, CT.

**Second Team**—Austin Carr, Notre Dame; Jim Collins, New Mexico St.; John Roche, South Carolina; Charlie Scott, North Carolina; Sidney Wicks, UCLA.

**1971**

**First Team**—Austin Carr, Notre Dame, 6-3, Washington, DC; Sidney Wicks, UCLA, 6-8, Los Angeles; Artis Gilmore, Jacksonville, 7-2, Dothan, AL; Dean Meminger, Marquette, 6-1, New York; Jim McDaniels, Western Ky., 7-0, Scottsville, KY.

**Second Team**—John Roche, South Carolina; Johnny Neumann, Mississippi; Ken Durrett, La Salle; Howard Porter, Villanova; Curtis Rowe, UCLA.

**1972**

**First Team**—Bill Walton, UCLA, 6-11, La Mesa, CA; Dwight Lamar, La-Lafayette, 6-1, Columbus, OH; Ed Ratleff, Long Beach St., 6-6, Columbus, OH; Bob McAdoo, North Carolina, 6-8, Greensboro, NC; Tom Riker, South Carolina, 6-10, Oyster Bay, NY; Jim Chones, Marquette, 6-11, Racine, WI; Henry Bibby, UCLA, 6-1, Franklinton, NC.

**Second Team**—Barry Parkhill, Virginia; Jim Price, Louisville; Bud Stallworth, Kansas; Henry Willmore, Michigan; Rich Fuqua, Oral Roberts.

**1973**

**First Team**—Doug Collins, Illinois St., 6-6, Benton, IL; Ed Ratleff, Long Beach St., 6-6, Columbus, OH; Dwight Lamar, La-Lafayette, 6-1, Columbus, OH; Bill Walton, UCLA, 6-11, La Mesa, CA; Ernie DiGregorio, Providence, 6-0, North Providence, RI; David Thompson, North Carolina St., 6-4, Shelby, NC; Keith Wilkes, UCLA, 6-6, Santa Barbara, CA.

**Second Team**—Jim Brewer, Minnesota; Kevin Joyce, South Carolina; Kermit Washington, American;

Tom Burleson, North Carolina St.; Larry Finch, Memphis; Tom McMillen, Maryland.

**1974**

**First Team**—Keith Wilkes, UCLA, 6-6, Santa Barbara, CA; John Shumate, Notre Dame, 6-9, Elizabeth, NJ; Bill Walton, UCLA, 6-11, La Mesa, CA; David Thompson, North Carolina St., 6-4, Shelby, NC; Marvin Barnes, Providence, 6-9, Providence, RI.

**Second Team**—Len Elmore, Maryland; Bobby Jones, North Carolina; Bill Knight, Pittsburgh; Larry Fogle, Canisius; Campy Russell, Michigan.

**1975**

**First Team**—David Thompson, North Carolina St., 6-4, Shelby, NC; Adrian Dantley, Notre Dame, 6-5, Washington, DC; Scott May, Indiana, 6-7, Sandusky, OH; John Lucas, Maryland, 6-4, Durham, NC; Dave Meyers, UCLA, 6-8, La Habra, CA.

**Second Team**—Luther Burden, Utah; Kevin Grevey, Kentucky; Leon Douglas, Alabama; Gus Williams, Southern California; Ron Lee, Oregon.

**1976**

**First Team**—Scott May, Indiana, 6-7, Sandusky, OH; Richard Washington, UCLA, 6-10, Portland, OR; John Lucas, Maryland, 6-4, Durham, NC; Kent Benson, Indiana, 6-11, New Castle, IN; Adrian Dantley, Notre Dame, 6-5, Washington, DC.

**Second Team**—Mitch Kupchak, North Carolina; Phil Sellers, Rutgers; Phil Ford, North Carolina; Earl Tatum, Marquette; Bernard King, Tennessee.

**1977**

**First Team**—Otis Birdsong, Houston, 6-4, Winter Haven, FL; Marques Johnson, UCLA, 6-7, Los Angeles; Kent Benson, Indiana, 6-11, New Castle, IN; Rickey Green, Michigan, 6-2, Chicago; Phil Ford, North Carolina, 6-2, Rocky Mount, NC; Bernard King, Tennessee, 6-7, Brooklyn, NY.

**Second Team**—Phil Hubbard, Michigan; Mychal Thompson, Minnesota; Ernie Grunfeld, Tennessee; Greg Ballard, Oregon; Rod Griffin, Wake Forest; Butch Lee, Marquette; Bill Cartwright, San Francisco.

**1978**

**First Team**—Phil Ford, North Carolina, 6-2, Rocky Mount, NC; Butch Lee, Marquette, 6-2, Bronx, NY; David Greenwood, UCLA, 6-9, Los Angeles; Mychal Thompson, Minnesota, 6-10, Nassau, Bahamas; Larry Bird, Indiana St., 6-9, French Lick, IN.

**Second Team**—Jack Givens, Kentucky; Freeman Williams, Portland St.; Rick Robey, Kentucky; Ron Brewer, Arkansas; Rod Griffin, Wake Forest.

**1979**

**First Team**—Larry Bird, Indiana St., 6-9, French Lick, IN; David Greenwood, UCLA, 6-9, Los Angeles; Earvin Johnson, Michigan St., 6-8, Lansing, MI; Sidney Moncrief, Arkansas, 6-4, Little Rock, AR; Mike Gminski, Duke, 6-11, Monroe, CT.

**Second Team**—Bill Cartwright, San Francisco; Calvin Natt, La-Monroe; Kelly Tripucka, Notre Dame; Mike O'Koren, North Carolina; Jim Spanarkel, Duke; Jim Paxson, Dayton; Sly Williams, Rhode Island.

**1980**

**First Team**—Mark Aguirre, DePaul, 6-7, Chicago; Michael Brooks, La Salle, 6-7, Philadelphia; Joe Barry Carroll, Purdue, 7-1, Denver; Kyle Macy, Kentucky, 6-3, Peru, IN; Darrell Griffith, Louisville, 6-4, Louisville, KY.

**Second Team**—Albert King, Maryland; Mike Gminski, Duke; Mike O'Koren, North Carolina; Sam Worthen, Marquette; Kelvin Ransey, Ohio St.

**1981**

**First Team**—Mark Aguirre, DePaul, 6-7, Chicago; Danny Ainge, Brigham Young, 6-5, Eugene, OR; Steve Johnson, Oregon St., 6-11, San Bernardino, CA; Ralph Sampson, Virginia, 7-4, Harrisonburg, VA; Isiah Thomas, Indiana, 6-1, Chicago.



**Second Team**—Sam Bowie, Kentucky; Jeff Lamp, Virginia; Durand Macklin, LSU; Kelly Tripucka, Notre Dame; Danny Vranes, Utah; Al Wood, North Carolina.

## 1982

**First Team**—Terry Cummings, DePaul, 6-9, Chicago; Quintin Dailey, San Francisco, 6-4, Baltimore; Eric Floyd, Georgetown, 6-3, Gastonia, NC; Ralph Sampson, Virginia, 7-4, Harrisonburg, VA; James Worthy, North Carolina, 6-9, Gastonia, NC.

**Second Team**—Dale Ellis, Tennessee; Kevin Magee, UC Irvine; John Paxson, Notre Dame; Sam Perkins, North Carolina; Paul Pressey, Tulsa.

## 1983

**First Team**—Dale Ellis, Tennessee, 6-7, Marietta, GA; Patrick Ewing, Georgetown, 7-0, Cambridge, MA; Michael Jordan, North Carolina, 6-6, Wilmington, NC; Sam Perkins, North Carolina, 6-9, Latham, NY; Ralph Sampson, Virginia, 7-4, Harrisonburg, VA; Wayman Tisdale, Oklahoma, 6-9, Tulsa, OK; Keith Lee, Memphis, 6-9, West Memphis, AR.

**Second Team**—Clyde Drexler, Houston; John Paxson, Notre Dame; Steve Stipanovich, Missouri; Jon Sundvold, Missouri; Darrell Walker, Arkansas; Sidney Green, UNLV; Randy Wittman, Indiana.

## 1984

**First Team**—Wayman Tisdale, Oklahoma, 6-9, Tulsa, OK; Sam Perkins, North Carolina, 6-10, Latham, NY; Patrick Ewing, Georgetown, 7-0, Cambridge, MA; Akeem Olajuwon, Houston, 7-0, Lagos, Nigeria; Michael Jordan, North Carolina, 6-5, Wilmington, NC.

**Second Team**—Chris Mullin, St. John's (N.Y.); Devin Durrant, Brigham Young; Leon Wood, Cal St. Fullerton; Keith Lee, Memphis; Melvin Turpin, Kentucky; Michael Cage, San Diego St.

## 1985

**First Team**—Wayman Tisdale, Oklahoma, 6-9, Tulsa, OK; Patrick Ewing, Georgetown, 7-0, Cambridge, MA; Keith Lee, Memphis, 6-10, West Memphis, AR; Chris Mullin, St. John's (N.Y.), 6-6, Brooklyn, NY; Xavier McDaniel, Wichita St., 6-7, Columbia, SC; Johnny Dawkins, Duke, 6-2, Washington, DC.

**Second Team**—Kenny Walker, Kentucky; Jon Koncak, SMU; Len Bias, Maryland; Mark Price, Georgia Tech; Dwayne Washington, Syracuse.

## 1986

**First Team**—Len Bias, Maryland, 6-8, Landover, MD; Kenny Walker, Kentucky, 6-8, Roberta, GA; Walter Berry, St. John's (N.Y.), 6-8, Bronx, NY; Johnny Dawkins, Duke, 6-2, Washington, DC; Steve Alford, Indiana, 6-2, New Castle, IN.

**Second Team**—Dell Curry, Virginia Tech; Brad Daugherty, North Carolina; Danny Manning, Kansas; Ron Harper, Miami (Ohio); Scott Skiles, Michigan St.; David Robinson, Navy.

## 1987

**First Team**—David Robinson, Navy, 7-1, Woodbridge, VA; Danny Manning, Kansas, 6-11, Lawrence, KS; Reggie Williams, Georgetown, 6-7, Baltimore; Steve Alford, Indiana, 6-2, New Castle, IN; Kenny Smith, North Carolina, 6-3, Queens, NY.

**Second Team**—Armon Gilliam, UNLV; Dennis Hopson, Ohio St.; Mark Jackson, St. John's (N.Y.); Ken Norman, Illinois; Horace Grant, Clemson.

## 1988

**First Team**—Gary Grant, Michigan, 6-3, Canton, OH; Hersey Hawkins, Bradley, 6-3, Chicago; J.R. Reid, North Carolina, 6-9, Virginia Beach, VA; Sean Elliott, Arizona, 6-8, Tucson, AZ; Danny Manning, Kansas, 6-11, Lawrence, KS.

**Second Team**—Mark Macon, Temple; Rony Seikaly, Syracuse; Danny Ferry, Duke; Jerome Lane, Pittsburgh; Mitch Richmond, Kansas St.; Michael Smith, Brigham Young.

## 1989

**First Team**—Sean Elliott, Arizona, 6-8, Sr., Tucson, AZ; Pervis Ellison, Louisville, 6-9, Sr., Savannah, GA; Danny Ferry, Duke, 6-10, Sr., Bowie, MD; Chris Jackson, LSU, 6-1, Fr., Gulfport, MS; Stacey King, Oklahoma, 6-11, Sr., Lawton, OK.

**Second Team**—Mookie Blaylock, Oklahoma, 6-1, Sr.; Sherman Douglas, Syracuse, 6-0, Sr.; Jay Edwards, Indiana, 6-4, So.; Todd Lichti, Stanford, 6-4, Sr.; Glen Rice, Michigan, 6-7, Sr.; Lionel Simmons, La Salle, 6-6, Jr.

## 1990

**First Team**—Derrick Coleman, Syracuse, 6-10, Sr., Detroit; Chris Jackson, LSU, 6-1, So., Gulfport, MS; Larry Johnson, UNLV, 6-7, Jr., Dallas; Gary Payton, Oregon St., 6-3, Sr., Oakland, CA; Lionel Simmons, La Salle, 6-6, Sr., Philadelphia.

**Second Team**—Hank Gathers, Loyola Marymount, 6-7, Sr.; Kendall Gill, Illinois, 6-5, Sr.; Bo Kimble, Loyola Marymount, 6-5, Sr.; Alonzo Mourning, Georgetown, 6-10, So.; Rumeal Robinson, Michigan, 6-2, Sr.; Dennis Scott, Georgia Tech, 6-8, Jr.; Doug Smith, Missouri, 6-10, Jr.

## 1991

**First Team**—Kenny Anderson, Georgia Tech, 6-2, So., Rego Park, NY; Jim Jackson, Ohio St., 6-6, So., Toledo, OH; Larry Johnson, UNLV, 6-7, Sr., Dallas; Shaquille O'Neal, LSU, 7-1, So., San Antonio; Billy Owens, Syracuse, 6-9, Jr., Carlisle, PA.

**Second Team**—Stacey Augmon, UNLV, 6-8, Sr.; Keith Jennings, East Tenn. St., 5-7, Sr.; Christian Laettner, Duke, 6-11, Jr.; Eric Murdock, Providence, 6-2, Sr.; Steve Smith, Michigan St., 6-6, Sr.

## 1992

**First Team**—Jim Jackson, Ohio St., 6-6, Jr., Toledo, OH; Christian Laettner, Duke, 6-11, Sr., Angola, NY; Harold Miner, Southern California, 6-5, Jr., Inglewood, CA; Alonzo Mourning, Georgetown, 6-10, Sr., Chesapeake, VA; Shaquille O'Neal, LSU, 7-1, Jr., San Antonio.

**Second Team**—Byron Houston, Oklahoma St., 6-7, Sr.; Don MacLean, UCLA, 6-10, Sr.; Anthony Peeler, Missouri, 6-4, Sr.; Malik Sealy, St. John's (N.Y.), 6-7, Sr.; Walt Williams, Maryland, 6-8, Sr.

## 1993

**First Team**—Calbert Cheaney, Indiana, 6-7, Sr., Evansville, IN; Anfernee Hardaway, Memphis, 6-7, Jr., Memphis, TN; Bobby Hurley, Duke, 6-0, Sr., Jersey City, NJ; Jamal Mashburn, Kentucky, 6-8, Jr., New York; Chris Webber, Michigan, 6-9, So., Detroit.

**Second Team**—Terry Dehere, Seton Hall, 6-3, Sr.; Grant Hill, Duke, 6-7, Jr.; Billy McCaffrey, Vanderbilt, 6-3, Jr.; Eric Montross, North Carolina, 7-0, Jr.; J.R. Rider, UNLV, 6-7, Sr.; Glenn Robinson, Purdue, 6-9, So.; Rodney Rogers, Wake Forest, 6-8, Jr.

## 1994

**First Team**—Grant Hill, Duke, 6-8, Sr., Reston, VA; Jason Kidd, California, 6-4, So., Oakland, CA; Donyell Marshall, Connecticut, 6-9, Jr., Reading, PA; Glenn Robinson, Purdue, 6-8, Jr., Gary, IN; Clifford Rozier, Louisville, 6-9, Jr., Bradenton, FL.

**Second Team**—Melvin Booker, Missouri, 6-2, Sr.; Eric Montross, North Carolina, 7-0, Sr.; Lamond Murray, California, 6-7, Jr.; Khalid Reeves, Arizona, 6-2, Sr.; Jalen Rose, Michigan, 6-8, Jr.; Corliss Williamson, Arkansas, 6-7, So.

## 1995

**First Team**—Ed O'Bannon, UCLA, 6-8, Sr., Lakewood, CA; Shawn Respert, Michigan St., 6-3, Sr., Detroit; Joe Smith, Maryland, 6-10, So., Norfolk, VA; Jerry Stackhouse, North Carolina, 6-6, So., Kingston, NC; Damon Stoudamire, Arizona, 6-10, Sr., Portland, OR.

**Second Team**—Randolph Childress, Wake Forest, 6-2, Sr.; Kerry Kittles, Villanova, 6-5, Jr.; Lou Roe, Massachusetts, 6-7, Sr.; Rasheed Wallace, North Carolina, 6-10, So.; Corliss Williamson, Arkansas, 6-7, Jr.

## 1996

**First Team**—Ray Allen, Connecticut, 6-5, Jr., Daltzell, SC; Marcus Camby, Massachusetts, 6-11, Jr., Hartford, CT; Tony Delk, Kentucky, 6-1, Sr., Brownsville, TN; Tim Duncan, Wake Forest, 6-10, Jr., St. Croix, Virgin Islands; Allen Iverson, Georgetown, 6-1, So., Hampton, VA; Kerry Kittles, Villanova, 6-5, Sr., New Orleans.

**Second Team**—Danny Fortson, Cincinnati, 6-7, So.; Keith Van Horn, Utah, 6-9, Jr.; Jacque Vaughn, Kansas, 6-1, Jr.; John Wallace, Syracuse, 6-8, Sr.; Lorenzen Wright, Memphis, 6-11, So.

## 1997

**First Team**—Tim Duncan, Wake Forest, 6-10, Sr., St. Croix, Virgin Islands; Danny Fortson, Cincinnati, 6-7, Jr., Pittsburgh; Raef LaFrentz, Kansas, 6-11, Jr., Monona, IA; Ron Mercer, Kentucky, 6-7, So., Nashville, TN; Keith Van Horn, Utah, 6-9, Sr., Diamond Bar, CA.

**Second Team**—Chauncey Billups, Colorado, 6-3, So.; Bobby Jackson, Minnesota, 6-1, Sr.; Antawn Jamison, North Carolina, 6-9, So.; Brevin Knight, Stanford, 5-10, Sr.; Jacque Vaughn, Kansas, 6-1, Sr.

## 1998

**First Team**—Mike Bibby, Arizona, 6-2, So., Phoenix, AZ; Antawn Jamison, North Carolina, 6-9, Jr., Charlotte, NC; Raef LaFrentz, Kansas, 6-11, Sr., Monona, IA; Paul Pierce, Kansas, 6-7, Jr., Inglewood, CA; Miles Simon, Arizona, 6-5, Sr., Fullerton, CA.

**Second Team**—Vince Carter, North Carolina, 6-6, Jr.; Mateen Cleaves, Michigan St., 6-2, So.; Pat Garrity, Notre Dame, 6-9, Sr.; Richard Hamilton, Connecticut, 6-6, So.; Ansu Sesay, Mississippi, 6-9, Sr.

## 1999

**First Team**—Elton Brand, Duke, 6-8, So., Peekskill, NY; Mateen Cleaves, Michigan St., 6-2, Jr., Flint, MI; Richard Hamilton, Connecticut, 6-6, Jr., Coatesville, PA; Andre Miller, Utah, 6-2, Sr., Los Angeles; Jason Terry, Arizona, 6-2, Sr., Seattle.

**Second Team**—Evan Eschmeyer, Northwestern, 6-11, Sr.; Steve Francis, Maryland, 6-3, Jr.; Trajan Langdon, Duke, 6-3, Sr.; Chris Porter, Auburn, 6-7, Jr.; Wally Szczerbiak, Miami (Ohio), 6-8, Sr.

## 2000

**First Team**—Chris Carrawell, Duke, 6-6, Sr., St. Louis; Marcus Fizer, Iowa St., 6-8, Jr., Arcadia, IA; A.J. Guyton, Indiana, 6-1, Sr., Peoria, IL; Kenyon Martin, Cincinnati, 6-9, Sr., Dallas; Chris Mihm, Texas, 7-0, Jr., Austin, TX; Troy Murphy, Notre Dame, 6-10, So., Morristown, NJ.

**Second Team**—Courtney Alexander, Fresno St., 6-6, Sr.; Shane Battier, Duke, 6-8, Jr.; Mateen Cleaves, Michigan St., 6-2, Sr.; Scoonie Penn, Ohio St., 5-10, Sr.; Morrison Peterson, Michigan St., 6-6, Sr.; Stromile Swift, LSU, 6-9, So.

## 2001

**First Team**—Shane Battier, Duke, 6-8, Sr., Birmingham, MI; Joseph Forte, North Carolina, 6-4, So., Greenbelt, MD; Casey Jacobsen, Stanford, 6-6, So., Glendora, CA; Troy Murphy, Notre Dame, 6-10, Jr., Morristown, NJ; Jason Williams, Duke, 6-2, So., Plainfield, NJ.

**Second Team**—Troy Bell, Boston College, 6-1, So.; Michael Bradley, Villanova, 6-10, Jr.; Tayshaun Prince, Kentucky, 6-9, Jr.; Jason Richardson, Michigan St., 6-6, So.; Jamaal Tinsley, Iowa St., 6-3, Sr.

## 2002

**First Team**—Juan Dixon, Maryland, 6-3, Sr., Baltimore; Dan Dickau, Gonzaga, 6-1, Sr., Vancouver, WA; Drew Gooden, Kansas, 6-10, Jr., Richmond, CA; Steve Logan, Cincinnati, 6-1, Sr., Cleveland; Jason Williams, Duke, 6-2, Jr., Plainfield, NJ.

**Second Team**—Sam Clancy, Southern California, 6-7, Sr.; Mike Dunleavy, Duke, 6-9, Jr.; Casey Jacobsen, Stanford, 6-6, Jr.; Jared Jeffries, Indiana, 6-10, So.; David West, Xavier, 6-8, Jr.






Photo from Duke sports information

**J.J. Redick of Duke received the most national player-of-the-year honors in 2006 and was named as a first-team consensus all-American for the second straight year.**

**2003**

**First Team**—Nick Collison, Kansas, 6-9, Sr., Iowa Falls, IA; T.J. Ford, Texas, 5-10, So., Houston; Josh Howard, Wake Forest, 6-6, Sr., Winston-Salem, NC; Dwyane Wade, Marquette, 6-4, Jr., Robbins, IL; David West, Xavier, 6-9, Sr., Garner, NC.

**Second Team**—Carmelo Anthony, Syracuse, 6-8, Fr.; Troy Bell, Boston College, 6-1, Sr.; Jason Gardner, Arizona, 5-10, Sr.; Kyle Korver, Creighton, 6-7, Sr.; Hollis Price, Oklahoma, 6-1, Sr.

**2004**

**First Team**—Andre Emmett, Texas Tech, 6-5, Sr., Dallas; Ryan Gomes, Providence, 6-7, Jr., Waterbury, CT; Jameer Nelson, St. Joseph's, 6-0, Sr., Chester, PA; Emeka Okafor, Connecticut, 6-10, Jr., Houston; Lawrence Roberts, Mississippi St., 6-9, Jr., Houston.

**Second Team**—Josh Childress, Stanford, 6-8, Jr.; Devin Harris, Wisconsin, 6-3, Jr.; Julius Hodge, North Carolina St., 6-6, Jr.; Luke Jackson, Oregon, 6-7, Sr.; Blake Stepp, Gonzaga, 6-4, Sr.

**2005**

**First Team**—Andrew Bogut, Utah, 7-0, So., Melbourne, Australia; Dee Brown, Illinois, 6-0, Jr., Maywood, IL; Chris Paul, Wake Forest, 6-0, So., Lewisville, NC; J.J. Redick, Duke, 6-4, Jr., Roanoke, VA; Wayne Simien, Kansas, 6-9, Sr., Leavenworth, KS; Hakim Warrick, Syracuse, 6-9, Sr., Philadelphia.

**Second Team**—Ike Diogu, Arizona St., 6-8, Jr.; Luther Head, Illinois, 6-3, Sr.; Sean May, North Carolina, 6-9, Jr.; Salim Stoudamire, Arizona, 6-1, Sr.; Deron Williams, Illinois, 6-3, Jr.

**2006**

**First Team**—Randy Foye, Villanova, 6-4, Sr., Newark, NJ; Adam Morrison, Gonzaga, 6-8, Jr., Spokane, WA; J.J. Redick, Duke, 6-4, Sr., Roanoke, VA; Brandon Roy, Washington, 6-6, Sr., Seattle, WA; Shelden Williams, Duke, 6-9, Sr., Forest Park, OK

**Second Team**—Dee Brown, Illinois, 6-0, Sr.; Rodney Carney, Memphis, 6-7, Sr.; Rudy Gay, Connecticut, 6-9, So.; Tyler Hansbrough, North Carolina, 6-9, Fr.; Leon Powe, California, 6-8, So.; Allan Ray, Villanova, 6-2, Sr.; P.J. Tucker, Texas, 6-5, Jr.

**Teams used for consensus selections:**

- Helms Foundation—1929-48
- Converse Yearbook—1932-48
- College Humor Magazine—1929-33, 1936
- Christy Walsh Syndicate—1929-30
- Literary Digest Magazine—1934
- Madison Square Garden—1937-42
- Omaha World Newspaper—1937
- Newspaper Enterprises Assn.—1938, 1953-63
- Colliers (Basketball Coaches)—1939, 1949-56
- Pic Magazine—1942-44
- Argosy Magazine—1945
- True Magazine—1946-47
- International News Service—1950-58
- Look Magazine—1949-63
- United Press International—1949-96
- Sporting News—1943-46, 1997-2006
- The Associated Press—1948-2006
- National Association of Basketball Coaches—1957-2006
- U.S. Basketball Writers Association—1960-2006

**Consensus First-Team All-Americans By Team**

**ARIZONA**

- 1988—Sean Elliott
- 1989—Sean Elliott
- 1995—Damon Stoudamire
- 1998—Mike Bibby
- Miles Simon
- 1999—Jason Terry

**ARKANSAS**

- 1936—Ike Poole
- 1941—John Adams
- 1979—Sidney Moncrief

**BOWLING GREEN**

- 1945—Wyndol Gray

**BRADLEY**

- 1950—Paul Unruh
- 1951—Gene Melchiorre
- 1961—Chet Walker
- 1962—Chet Walker
- 1988—Hersey Hawkins

**BRIGHAM YOUNG**

- 1931—Elwood Romney
- 1981—Danny Ainge

**CALIFORNIA**

- 1929—Vern Corbin
- 1960—Darrall Imhoff
- 1994—Jason Kidd

**CINCINNATI**

- 1958—Oscar Robertson
- 1959—Oscar Robertson
- 1960—Oscar Robertson
- 1963—Ron Bonham
- Tom Thacker
- 1997—Danny Fortson
- 2000—Kenyon Martin
- 2002—Steve Logan

**COLUMBIA**

- 1931—George Gregory
- 1957—Chet Forte

**CONNECTICUT**

- 1994—Donyell Marshall
- 1996—Ray Allen
- 1999—Richard Hamilton
- 2004—Emeka Okafor

**CREIGHTON**

- 1943—Ed Beisser

**DARTMOUTH**

- 1940—Gus Broberg
- 1941—Gus Broberg
- 1944—Audley Brindley

**DAVIDSON**

- 1965—Fred Hetzel

**DENVER**

- 1949—Vince Boryla

**DePAUL**

- 1944—George Mikan
- 1945—George Mikan
- 1946—George Mikan
- 1980—Mark Aguirre
- 1981—Mark Aguirre
- 1982—Terry Cummings

**DETROIT**

- 1969—Spencer Haywood

**DUKE**

- 1952—Dick Groat
- 1963—Art Heyman
- 1967—Bob Verga
- 1979—Mike Gminski
- 1985—Johnny Dawkins
- 1986—Johnny Dawkins
- 1989—Danny Ferry
- 1992—Christian Laettner
- 1993—Bobby Hurlley
- 1994—Grant Hill
- 1999—Elton Brand
- 2000—Chris Carrawell
- 2001—Shane Battier
- Jason Williams
- 2002—Jason Williams
- 2005—J.J. Redick
- 2006—J.J. Redick
- Shelden Williams

**DUQUESNE**

- 1955—Dick Ricketts
- Si Green
- 1956—Si Green

**FURMAN**

- 1954—Frank Sely

**GEORGETOWN**

- 1982—Eric Floyd
- 1983—Patrick Ewing
- 1984—Patrick Ewing
- 1985—Patrick Ewing
- 1987—Reggie Williams
- 1992—Alonzo Mourning
- 1996—Allen Iverson

**GEORGIA TECH**

- 1961—Roger Kaiser
- 1991—Kenny Anderson

**GONZAGA**

- 2002—Dan Dickau
- 2006—Adam Morrison

**HOLY CROSS**

- 1950—Bob Cousy
- 1956—Tom Heinsohn

**HOUSTON**

- 1967—Elvin Hayes
- 1968—Elvin Hayes
- 1977—Otis Birdsong
- 1984—Akeem Olajuwon

**ILLINOIS**

- 1940—Bill Hapac
- 1942—Andrew Phillip
- 1943—Andrew Phillip
- 1945—Walton Kirk
- 1952—Rod Fletcher
- 2005—Dee Brown

**ILLINOIS ST.**

- 1973—Doug Collins

**INDIANA**

- 1930—Branch McCracken
- 1936—Vern Huffman
- 1939—Ernie Andres
- 1947—Ralph Hamilton
- 1954—Don Schlundt
- 1975—Scott May
- 1976—Scott May
- Kent Benson
- 1977—Kent Benson
- 1981—Isiah Thomas
- 1986—Steve Alford
- 1987—Steve Alford
- 1993—Calbert Cheaney
- 2000—A.J. Guyton

**INDIANA ST.**

- 1978—Larry Bird
- 1979—Larry Bird

**IOWA**

- 1948—Murray Wier
- 1952—Chuck Darling

**IOWA ST.**

- 2000—Marcus Fizer

**JACKSONVILLE**

- 1971—Artis Gilmore

**KANSAS**

- 1938—Fred Pralle
- 1941—Howard Engleman
- 1943—Charles Black
- 1951—Clyde Lovellette
- 1952—Clyde Lovellette
- 1957—Wilt Chamberlain
- 1958—Wilt Chamberlain
- 1987—Danny Manning
- 1988—Danny Manning
- 1997—Raef LaFrentz
- 1998—Raef LaFrentz
- Paul Pierce
- 2002—Drew Gooden
- 2003—Nick Collison
- 2005—Wayne Simien

**KANSAS ST.**

- 1958—Bob Boozer
- 1959—Bob Boozer

**KENTUCKY**

- 1932—Forest Sale
- 1933—Forest Sale
- 1935—Leroy Edwards
- 1944—Robert Brannum
- 1947—Ralph Beard
- Alex Groza
- 1948—Ralph Beard
- 1949—Ralph Beard
- Alex Groza
- 1951—Bill Spivey
- 1952—Cliff Hagan
- 1954—Cliff Hagan
- 1959—Johnny Cox
- 1964—Cotton Nash
- 1970—Dan Issel
- 1980—Kyle Macy
- 1986—Kenny Walker
- 1993—Jamal Mashburn

- 1996—Tony Delk
- 1997—Ron Mercer

**LA SALLE**

- 1953—Tom Gola
- 1954—Tom Gola
- 1955—Tom Gola
- 1980—Michael Brooks
- 1990—Lionel Simmons

**LONG BEACH ST.**

- 1972—Ed Ratleff
- 1973—Ed Ratleff

**LONG ISLAND**

- 1937—Jules Bender
- 1939—Irving Torgoff

**LA-LAFAYETTE**

- 1972—Dwight Lamar
- 1973—Dwight Lamar

**LSU**

- 1954—Bob Pettit
- 1968—Pete Maravich
- 1969—Pete Maravich
- 1970—Pete Maravich
- 1989—Chris Jackson
- 1990—Chris Jackson
- 1991—Shaquille O'Neal
- 1992—Shaquille O'Neal

**LOUISVILLE**

- 1957—Charlie Tyra
- 1967—Wes Unseld
- 1968—Wes Unseld
- 1980—Darrell Griffith
- 1989—Pervis Ellison
- 1994—Clifford Rozier

**LOYOLA (ILL.)**

- 1963—Jerry Harkness

**MARQUETTE**

- 1971—Dean Meminger
- 1972—Jim Chones
- 1978—Butch Lee
- 2003—Dwayne Wade

**MARYLAND**

- 1932—Louis Berger
- 1975—John Lucas
- 1976—John Lucas
- 1986—Len Bias
- 1995—Joe Smith
- 2002—Juan Dixon

**MASSACHUSETTS**

1996—Marcus Camby

**MEMPHIS**

1983—Keith Lee  
1985—Keith Lee  
1993—Anfernee Hardaway

**MIAMI (FLA.)**

1965—Rick Barry

**MICHIGAN**

1965—Cazzie Russell  
1966—Cazzie Russell  
1977—Rickey Green  
1988—Gary Grant  
1993—Chris Webber

**MICHIGAN ST.**

1979—Earvin Johnson  
1995—Shawn Respert  
1999—Mateen Cleaves

**MINNESOTA**

1948—Jim McIntyre  
1955—Dick Garmaker  
1978—Mychal Thompson

**MISSISSIPPI ST.**

1959—Bailey Howell  
2004—Lawrence Roberts

**MONTANA ST.**

1929—John Thompson  
1930—John Thompson  
Frank Ward

**NAVY**

1933—Elliott Loughlin  
1987—David Robinson

**UNLV**

1990—Larry Johnson  
1991—Larry Johnson

**NEW YORK U.**

1946—Sid Tanenbaum  
1947—Sid Tanenbaum  
1963—Barry Kramer

**NIAGARA**

1969—Calvin Murphy  
1970—Calvin Murphy

**NORTH CAROLINA**

1940—George Glamack  
1941—George Glamack  
1957—Lenny Rosenbluth  
1968—Larry Miller  
1972—Bob McAdoo  
1977—Phil Ford  
1978—Phil Ford  
1982—James Worthy  
1983—Michael Jordan  
Sam Perkins  
1984—Michael Jordan  
Sam Perkins  
1987—Kenny Smith  
1988—J.R. Reid  
1995—Jerry Stackhouse  
1998—Antawn Jamison  
2001—Joseph Forte

**NORTH CAROLINA ST.**

1951—Sam Ranzino  
1956—Ron Shavlik  
1973—David Thompson  
1974—David Thompson  
1975—David Thompson

**NORTHWESTERN**

1931—Joe Reiff  
1933—Joe Reiff  
1944—Otto Graham  
1946—Max Norris

**NOTRE DAME**

1932—Ed Krause  
1933—Ed Krause  
1934—Ed Krause  
1936—Paul Nowak  
John Moir  
1937—Paul Nowak  
John Moir  
1938—Paul Nowak  
John Moir  
1944—Leo Klier  
1945—William Hassett

1946—Leo Klier  
1948—Kevin O'Shea  
1971—Austin Carr  
1974—John Shumate  
1975—Adrian Dantley  
1976—Adrian Dantley  
2000—Troy Murphy  
2001—Troy Murphy

**OHIO ST.**

1931—Wes Fesler  
1939—Jimmy Hull  
1950—Dick Schnittker  
1956—Robin Freeman  
1960—Jerry Lucas  
1961—Jerry Lucas  
1962—Jerry Lucas  
1964—Gary Bradds  
1991—Jim Jackson  
1992—Jim Jackson

**OKLAHOMA**

1929—Thomas Churchill  
1935—Bud Browning  
1944—Alva Paine  
1947—Gerald Tucker  
1983—Wayman Tisdale  
1984—Wayman Tisdale  
1985—Wayman Tisdale  
1989—Stacey King

**OKLAHOMA ST.**

1944—Robert Kurland  
1945—Robert Kurland  
1946—Robert Kurland

**OREGON**

1939—Urgel Wintermute  
1940—John Dick

**OREGON ST.**

1981—Steve Johnson  
1990—Gary Payton

**PENN**

1929—Joe Schaaf  
1945—Howard Dallmar  
1953—Ernie Beck

**PITTSBURGH**

1929—Charley Hyatt  
1930—Charley Hyatt  
1933—Don Smith  
1934—Claire Cribbs  
1935—Claire Cribbs  
1958—Don Hennon

**PRINCETON**

1964—Bill Bradley  
1965—Bill Bradley

**PROVIDENCE**

1966—Jim Walker  
1967—Jim Walker  
1973—Ernie DiGregorio  
1974—Marvin Barnes  
2004—Ryan Gomes

**PURDUE**

1929—Charles Murphy  
1930—Charles Murphy  
John Wooden  
1931—John Wooden  
1932—John Wooden  
1934—Norman Cottom  
1936—Bob Kessler  
1937—Jewell Young  
1938—Jewell Young  
1961—Terry Dischinger  
1962—Terry Dischinger  
1966—Dave Schellhase  
1969—Rick Mount  
1970—Rick Mount  
1980—Joe Barry Carroll  
1994—Glenn Robinson

**RHODE ISLAND**

1939—Chet Jaworski

**RICE**

1942—Bob Kinney  
1943—William Closs  
1945—William Henry

**RUTGERS**

1967—Bob Lloyd

**ST. BONAVENTURE**

1960—Tom Stith  
1961—Tom Stith  
1970—Bob Lanier

**ST. JOHN'S (N.Y.)**

1943—Harry Boykoff  
1985—Chris Mullin  
1986—Walter Berry

**ST. JOSEPH'S**

1943—George Senesky  
2004—Jameer Nelson

**ST. LOUIS**

1948—Ed Macauley  
1949—Ed Macauley

**SAN FRANCISCO**

1955—Bill Russell  
1956—Bill Russell  
1982—Quintin Dailey

**SEATTLE**

1953—Johnny O'Brien  
1958—Elgin Baylor

**SETON HALL**

1942—Robert Davies  
1953—Walt Dukes

**SOUTH CAROLINA**

1972—Tom Riker

**SOUTHERN CALIFORNIA**

1933—Jerry Nemer  
1935—Lee Guttero  
1940—Ralph Vaughn  
1950—Bill Sharman  
1992—Harold Miner

**SMU**

1957—Jim Krebs

**STANFORD**

1936—Hank Luisetti  
1937—Hank Luisetti  
1938—Hank Luisetti  
2001—Casey Jacobsen

**SYRACUSE**

1966—Dave Bing  
1990—Derrick Coleman  
1991—Billy Owens  
2005—Hakim Warrick

**TEMPLE**

1938—Meyer Bloom  
1951—Bill Mlkvy  
1958—Guy Rodgers

**TENNESSEE**

1977—Bernard King  
1983—Dale Ellis

**TEXAS**

1935—Jack Gray  
2000—Chris Mihm  
2003—T.J. Ford

**TEXAS TECH**

2004—Andre Emmett

**UCLA**

1964—Walt Hazzard  
1965—Gail Goodrich  
1967—Lew Alcindor  
1968—Lew Alcindor  
1969—Lew Alcindor  
1971—Sidney Wicks  
1972—Bill Walton  
Henry Bibby  
1973—Bill Walton  
Keith Wilkes  
1974—Bill Walton  
Keith Wilkes  
1975—Dave Meyers  
1976—Richard Washington  
1977—Marques Johnson  
1978—David Greenwood  
1979—David Greenwood  
1995—Ed O'Bannon

**UTAH**

1936—Bill Kinner  
1945—Arnold Ferrin  
1962—Billy McGill  
1997—Keith Van Horn  
1999—Andre Miller  
2005—Andre Bogut

**VANDERBILT**

1966—Clyde Lee

**VILLANOVA**

1950—Paul Arizin  
1996—Kerry Kittles  
2006—Randy Foye

**VIRGINIA**

1981—Ralph Sampson  
1982—Ralph Sampson  
1983—Ralph Sampson

**WAKE FOREST**

1962—Len Chappell  
1996—Tim Duncan  
1997—Tim Duncan  
2003—Josh Howard  
2005—Chris Paul

**WASHINGTON**

1934—Hal Lee  
1953—Bob Houbregs  
2006—Brandon Roy

**WEST TEX. A&M**

1942—Price Brookfield

**WEST VIRGINIA**

1957—Rod Hundley  
1959—Jerry West  
1960—Jerry West

**WESTERN KY.**

1967—Clem Haskins  
1971—Jim McDaniels

**WICHITA ST.**

1964—Dave Stallworth  
1985—Xavier McDaniel

**WISCONSIN**

1941—Gene Englund  
1942—John Kotz

**WYOMING**

1932—Les Witte  
1934—Les Witte  
1943—Ken Sailors

**XAVIER**

2003—David West

**YALE**

1949—Tony Lavelli

**Team Leaders in Consensus First-Team All-Americans**

*(Ranked on total number of selections)*

Team	No.	Players
Kentucky	20	15
Notre Dame	19	10
Duke	18	14
UCLA	18	12
North Carolina	17	13
Purdue	16	10
Kansas	15	11
Indiana	14	11
Ohio St.	10	7
Cincinnati	8	6
Oklahoma	8	6
LSU	8	4
Georgetown	7	5
Utah	6	6
Arizona	6	5
Illinois	6	5
Louisville	6	5
Maryland	6	5
Pittsburgh	6	4
DePaul	6	3
Southern California	5	5
Bradley	5	4
Providence	5	4
Wake Forest	5	4
La Salle	5	3
Michigan	5	3
North Carolina St.	5	3

# Division I Academic All-Americans by Team

## AIR FORCE

1968—Cliff Parsons  
1970—Jim Cooper  
1978—Tom Schneeberger

## AMERICAN

1972—Kermit Washington  
1973—Kermit Washington  
1987—Patrick Witting

## ARIZONA

1976—Bob Elliott  
1977—Bob Elliott

## ARIZONA ST.

1964—Art Becker  
1999—Bobby Lazor

## ARKANSAS

1978—Jim Counce

## ARMY

1964—Mike Silliman

## BALL ST.

2002—Patrick Jackson

## BAYLOR

1996—Doug Brandt  
1997—Doug Brandt

## BELMONT

2002—Wes Burtner  
2003—Adam Mark  
2004—Adam Mark

## BOSTON COLLEGE

1968—Terry Driscoll

## BRIGHAM YOUNG

1980—Danny Ainge  
1981—Danny Ainge  
1983—Devin Durrant  
1984—Devin Durrant  
1987—Michael Smith  
1988—Michael Smith  
1989—Michael Smith  
1990—Andy Toolson

## BROWN

1986—Jim Turner

## BUCKNELL

1999—Valter Karavanic

## CALIFORNIA

1987—David Butler

## CENTRAL MICH.

1993—Sander Scott

## COL. OF CHARLESTON

2000—Jody Lumpkin  
2001—Jody Lumpkin

## CINCINNATI

1967—Mike Rolf

## CLEVELAND ST.

1973—Pat Lyons

## COLGATE

1997—Adonal Foyle

## CONNECTICUT

1967—Wes Bialosuknia  
2003—Emeka Okafor  
2004—Emeka Okafor

## CREIGHTON

1964—Paul Silas  
1978—Rick Apke

## DARTMOUTH

1984—Paul Anderson  
1996—Seamus Lonergan

## DAVIDSON

1988—Derek Rucker

## DAYTON

1979—Jim Paxson  
1981—Mike Kanieski  
1982—Mike Kanieski

## DENVER

2003—Brett Starkey

## DEPAUL

1991—Stephen Howard  
1992—Stephen Howard

## DUKE

1963—Jay Buckley  
1964—Jay Buckley  
1971—Dick DeVenzio  
1972—Gary Melchioni  
1975—Bob Fleischer  
1978—Mike Gminski

Jim Spanarkel  
1979—Mike Gminski

Jim Spanarkel  
1980—Mike Gminski

2000—Shane Battier  
2001—Shane Battier

## DUQUESNE

1969—Bill Zopf  
1970—Bill Zopf

## EVANSVILLE

1989—Scott Haffner  
2003—Clint Cuffle

## FAIRLEIGH DICKINSON

1978—John Jorgensen

## FLORIDA

2002—Matt Bonner  
2003—Matt Bonner

## FORDHAM

1975—Darryl Brown

## GEORGE WASHINGTON

1976—Pat Tallent  
1986—Steve Frick

## GEORGIA

1988—Alec Kessler  
1989—Alec Kessler  
1990—Alec Kessler

## GEORGIA TECH

1964—Jim Caldwell  
1969—Rich Yunkus  
1970—Rich Yunkus  
1971—Rich Yunkus  
1998—Matt Harpring

## GONZAGA

1984—Bryce McPhee

John Stockton  
1985—Bryce McPhee

1992—Jarrod Davis  
1993—Jeff Brown

1994—Jeff Brown  
2002—Dan Dickau

## HARVARD

1985—Joe Carrabino  
1987—Arne Duncan

## HAWAII

2004—Michael Kuebler

## HOLY CROSS

1969—Ed Siudut  
1978—Ronnie Perry  
1979—Ronnie Perry  
1980—Ronnie Perry  
1991—Jim Nairus

## ILLINOIS

1968—Dave Scholz  
1969—Dave Scholz  
1971—Rich Howatt  
1974—Rick Schmidt  
1975—Rick Schmidt

## ILLINOIS ST.

1973—Doug Collins

## INDIANA

1964—Dick Van Arsdale  
1965—Dick Van Arsdale

1965—Tom Van Arsdale

1973—John Ritter

1974—Steve Green

1975—Steve Green

1976—Kent Benson

1977—Kent Benson

1978—Wayne Radford

1982—Randy Wittman

1983—Randy Wittman

1985—Uwe Blab

1989—Joe Hillman

## IOWA ST.

1995—Fred Hoiberg

## JACKSONVILLE

1971—Vaughan Wedeking

1983—Maurice Roulhac

## KANSAS

1971—Bud Stallworth

1974—Tom Kivisto

1977—Ken Koenigs

Chris Barnhouse

1978—Ken Koenigs

1979—Darnell Valentine

1980—Darnell Valentine

1981—Darnell Valentine

1982—David Magley

1996—Jacque Vaughn

1997—Jerod Haase

Jacque Vaughn

1999—Ryan Robertson

## KANSAS ST.

1968—Earl Seyfert

1982—Tim Jankovich

Ed Nealy

## KENTUCKY

1966—Lou Dampier

1967—Lou Dampier

1969—Larry Conley

1970—Dan Issel

Mike Pratt

1971—Mike Casey

1975—Bob Guyette

Jimmy Dan Conner

1979—Kyle Macy

## LA SALLE

1977—Tony DiLeo

1988—Tim Legler

1992—Jack Hurd

## LAMAR

1999—Matt Sundblad

## LEWIS

1989—Jamie Martin

## LOUISVILLE

1976—Phil Bond

## LOYOLA MARYMOUNT

1973—Steve Smith

## MANHATTAN

1990—Peter Runge

## MARQUETTE

1982—Marc Marotta

1983—Marc Marotta

1984—Marc Marotta

## MARSHALL

1972—Mike D'Antoni

1973—Mike D'Antoni

## MARYLAND

1972—Tom McMillen

1973—Tom McMillen

1974—Tom McMillen

1991—Matt Roe

## MERCER

2005—Will Emerson

2006—Will Emerson

## MIAMI (OHIO)

1993—Craig Michaelis

## MICHIGAN

1976—Steve Grote

1981—Marty Bodnar

## MICHIGAN ST.

1970—Ralph Simpson

1979—Greg Kelsner

2004—Chris Hill

2005—Chris Hill

## MISSISSIPPI

1975—Dave Shepherd

## MISSOURI

1983—Steve Stipanovich

## MONTANA

1981—Craig Zanon

1985—Larry Krystkowiak

1986—Larry Krystkowiak

## MURRAY ST.

1985—Mike Lahm

## NEBRASKA

1984—John Matzke

## UNLV

1983—Danny Tarkanian

1984—Danny Tarkanian

## NEW MEXICO

1969—Ron Becker

1970—Ron Becker

## NEW MEXICO ST.

2001—Eric Channing

2002—Eric Channing

## NORTH CAROLINA

1965—Billy Cunningham

1970—Charlie Scott

1972—Dennis Wuycik

Steve Previs

1976—Tommy LaGarde

1986—Steve Hale

1994—Eric Montross

## UNC GREENSBORO

2001—Nathan Jameson

## NORTH CAROLINA ST.

1984—Terry Gannon

1985—Terry Gannon

1995—Todd Fuller

1996—Todd Fuller

## NORTHEASTERN

1977—David Caligaris

1978—David Caligaris

## NORTHERN ILL.

1984—Tim Dillion

1998—T.J. Lux

2000—T.J. Lux

## UNI

1984—Randy Kraayenbrink

## NORTHWESTERN

1967—Jim Burns

1980—Mike Campbell

1987—Shon Morris

1988—Shon Morris

## NOTRE DAME

1967—Bob Arnzen

1968—Bob Arnzen

1969—Bob Arnzen

1974—Gary Novak

1979—Kelly Tripucka

1980—Rich Branning

1982—John Paxson

1983—John Paxson

1997—Pat Garrity

1998—Pat Garrity

2005—Chris Quinn

## OHIO

1971—Craig Love

1977—Steve Skaggs

1990—Dave Jamerson

**OHIO ST.**

1968—Bill Hosket

**OKLAHOMA**

1974—Alvan Adams

1975—Alvan Adams

1980—Terry Stotts

**OKLAHOMA ST.**

1964—Gary Hassmann

1969—Joe Smith

**PACIFIC**

1967—Keith Swagerty

**PENN**

1972—Robert Morse

**PENN ST.**

1994—John Amaechi

1995—John Amaechi

**PRINCETON**

1965—Bill Bradley

1991—Kit Mueller

**PURDUE**

1965—Dave Schellhase

1966—Dave Schellhase

1972—Robert Ford

1981—Brian Walker

1982—Keith Edmonson

1983—Steve Reid

1985—Steve Reid

**RADFORD**

1998—Corey Reed

**RICE**

1994—Adam Peakes

**SACRED HEART**

2006—Kibwe Trim

**ST. FRANCIS (PA.)**

1990—Michael Iuzzolino

1991—Michael Iuzzolino

**ST. LOUIS**

1968—Rich Niemann

1994—Scott Highmark

1995—Scott Highmark

**SAN DIEGO ST.**

1976—Steve Copp

**SANTA CLARA**

1968—Dennis Awtrey

1969—Dennis Awtrey

1970—Dennis Awtrey

**SIENA**

1985—Doug Peotzch

1992—Bruce Schroeder

**SOUTH CAROLINA**

1970—John Roche

1971—John Roche

**SOUTHEAST MO. ST.**

2005—Derek Winans

**SOUTHERN ILL.**

1976—Mike Glenn

1977—Mike Glenn

**SMU**

1977—Pete Lodwick

2005—Eric Castro

**STANFORD**

2000—Mark Madsen

2006—Dan Grunfeld

**SYRACUSE**

1981—Dan Schayes

**TENNESSEE**

1968—Bill Justus

1993—Lang Wiseman

**TEXAS**

1979—Jim Krivacs

**UTEP**

2000—Brandon Wolfram

2001—Brandon Wolfram

**TEXAS A&M**

1964—Bill Robinette

**TULSA**

1999—Michael Ruffin

**UCLA**

1967—Mike Warren

1969—Kenny Heitz

1971—Sidney Wicks

1972—Bill Walton

Keith Wilkes

Greg Lee

1973—Bill Walton

Keith Wilkes

Greg Lee

1974—Bill Walton

Keith Wilkes

Greg Lee

1975—Ralph Drollinger

1977—Marques Johnson

1979—Kiki Vandeweghe

1980—Kiki Vandeweghe

1995—George Zidek

**UTAH**

1970—Mike Newlin

1971—Mike Newlin

1977—Jeff Jonas

1998—Michael Doleac

**UTAH ST.**

1964—Gary Watts

1980—Dean Hunger

1982—Larry Bergeson

1996—Eric Franson

**VANDERBILT**

1975—Jeff Fosnes

1976—Jeff Fosnes

1993—Bruce Elder

**VILLANOVA**

1973—Tom Inglesby

1982—John Pinone

1983—John Pinone

1986—Harold Jensen

1987—Harold Jensen

**VIRGINIA**

1976—Wally Walker

1981—Jeff Lamp

Lee Raker

**VMI**

1980—Andy Kolesar

1981—Andy Kolesar

**WASHINGTON**

1982—Dave Henley

**WASHINGTON ST.**

1989—Brian Quinnett

**WEBER ST.**

1985—Randy Worster

**WEST VIRGINIA**

2005—Johannes Herber

2006—Johannes Herber

**WICHITA ST.**

1967—Jamie Thompson

1969—Ron Mendell

**WILLIAM & MARY**

1985—Keith Cieplicki

2004—Adam Hess

**WISCONSIN**

1974—Dan Anderson

**WIS.-GREEN BAY**

1992—Tony Bennett

## Division I Player of the Year

Season	United Press International	The Associated Press	U.S. Basketball Writers Assn.	Wooden Award	Nat'l Assn. of Basketball Coaches	Naismith Award	Frances Pomeroy Naismith Award
1955	Tom Gola La Salle						
1956	Bill Russell San Francisco						
1957	Chet Forte Columbia						
1958	Oscar Robertson Cincinnati						
1959	Oscar Robertson Cincinnati		Oscar Robertson Cincinnati				
1960	Oscar Robertson Cincinnati		Oscar Robertson Cincinnati				
1961	Jerry Lucas Ohio St.	Jerry Lucas Ohio St.	Jerry Lucas Ohio St.				
1962	Jerry Lucas Ohio St.	Jerry Lucas Ohio St.	Jerry Lucas Ohio St.				
1963	Art Heyman Duke	Art Heyman Duke	Art Heyman Duke				
1964	Gary Bradds Ohio St.	Gary Bradds Ohio St.	Walt Hazzard UCLA				
1965	Bill Bradley Princeton	Bill Bradley Princeton	Bill Bradley Princeton				
1966	Cazzie Russell Michigan	Cazzie Russell Michigan	Cazzie Russell Michigan				
1967	Lew Alcindor UCLA	Lew Alcindor UCLA	Lew Alcindor UCLA				
1968	Elvin Hayes Houston	Elvin Hayes Houston	Elvin Hayes Houston				
1969	Lew Alcindor UCLA	Lew Alcindor UCLA	Lew Alcindor UCLA			Lew Alcindor UCLA	Billy Keller Purdue
1970	Pete Maravich LSU	Pete Maravich LSU	Pete Maravich LSU			Pete Maravich LSU	John Rinka Kenyon



Season	United Press International	The Associated Press	U.S. Basketball Writers Assn.	Wooden Award	Nat'l Assn. of Basketball Coaches	Naismith Award	Frances Pomeroy Naismith Award
1971	Austin Carr Notre Dame	Austin Carr Notre Dame	Sidney Wicks UCLA			Austin Carr Notre Dame	Charlie Johnson California
1972	Bill Walton UCLA	Bill Walton UCLA	Bill Walton UCLA			Bill Walton UCLA	Scott Martin Oklahoma
1973	Bill Walton UCLA	Bill Walton UCLA	Bill Walton UCLA			Bill Walton UCLA	Bobby Sherwin Army
1974	Bill Walton UCLA	David Thompson North Carolina St.	Bill Walton UCLA			Bill Walton UCLA	Mike Robinson Michigan St.
1975	David Thompson North Carolina St.	David Thompson North Carolina St.	David Thompson North Carolina St.		David Thompson North Carolina St.	David Thompson North Carolina St.	Monty Towe North Carolina St.
1976	Scott May Indiana	Scott May Indiana	Adrian Dantley Notre Dame		Scott May Indiana	Scott May Indiana	Frank Algia St. John's (N.Y.)
1977	Marques Johnson UCLA	Marques Johnson UCLA	Marques Johnson UCLA	Marques Johnson UCLA	Marques Johnson UCLA	Marques Johnson UCLA	Jeff Jonas Utah
1978	Butch Lee Marquette	Butch Lee Marquette	Phil Ford North Carolina	Phil Ford North Carolina	Phil Ford North Carolina	Butch Lee Marquette	Mike Scheib Susquehanna
1979	Larry Bird Indiana St.	Larry Bird Indiana St.	Larry Bird Indiana St.	Larry Bird Indiana St.	Larry Bird Indiana St.	Larry Bird Indiana St.	Alton Byrd Columbia
1980	Mark Aguirre DePaul	Mark Aguirre DePaul	Mark Aguirre DePaul	Darrell Griffith Louisville	Michael Brooks La Salle	Mark Aguirre DePaul	Jim Sweeney Boston College
1981	Ralph Sampson Virginia	Ralph Sampson Virginia	Ralph Sampson Virginia	Danny Ainge Brigham Young	Danny Ainge Brigham Young	Ralph Sampson Virginia	Terry Adolph West Tex. A&M
1982	Ralph Sampson Virginia	Ralph Sampson Virginia	Ralph Sampson Virginia	Ralph Sampson Virginia	Ralph Sampson Virginia	Ralph Sampson Virginia	Jack Moore Nebraska
1983	Ralph Sampson Virginia	Ralph Sampson Virginia	Ralph Sampson Virginia	Ralph Sampson Virginia	Ralph Sampson Virginia	Ralph Sampson Virginia	Ray McCallum Ball St.
1984	Michael Jordan North Carolina	Michael Jordan North Carolina	Michael Jordan North Carolina	Michael Jordan North Carolina	Michael Jordan North Carolina	Michael Jordan North Carolina	Ricky Stokes Virginia
1985	Chris Mullin St. John's (N.Y.)	Patrick Ewing Georgetown	Chris Mullin St. John's (N.Y.)	Chris Mullin St. John's (N.Y.)	Patrick Ewing Georgetown	Patrick Ewing Georgetown	Bubba Jennings Texas Tech
1986	Walter Berry St. John's (N.Y.)	Walter Berry St. John's (N.Y.)	Walter Berry St. John's (N.Y.)	Walter Berry St. John's (N.Y.)	Walter Berry St. John's (N.Y.)	Johnny Dawkins Duke	Jim Les Bradley
1987	David Robinson Navy	David Robinson Navy	David Robinson Navy	David Robinson Navy	David Robinson Navy	David Robinson Navy	Tyrone Bogues Wake Forest
1988	Hersey Hawkins Bradley	Hersey Hawkins Bradley	Hersey Hawkins Bradley	Danny Manning Kansas	Danny Manning Kansas	Danny Manning Kansas	Jerry Johnson Fla. Southern
1989	Danny Ferry Duke	Sean Elliott Arizona	Danny Ferry Duke	Sean Elliott Arizona	Sean Elliott Arizona	Danny Ferry Duke	Tim Hardaway UTEP
1990	Lionel Simmons La Salle	Lionel Simmons La Salle	Lionel Simmons La Salle	Lionel Simmons La Salle	Lionel Simmons La Salle	Lionel Simmons La Salle	Boo Harvey St. John's (N.Y.)
1991	Shaquille O'Neal LSU	Shaquille O'Neal LSU	Larry Johnson UNLV	Larry Johnson UNLV	Larry Johnson UNLV	Larry Johnson UNLV	Keith Jennings East Tenn. St.
1992	Jim Jackson Ohio St.	Christian Laettner Duke	Christian Laettner Duke	Christian Laettner Duke	Christian Laettner Duke	Christian Laettner Duke	Tony Bennett Wis.-Green Bay
1993	Calbert Cheaney Indiana	Calbert Cheaney Indiana	Calbert Cheaney Indiana	Calbert Cheaney Indiana	Calbert Cheaney Indiana	Calbert Cheaney Indiana	Sam Crawford New Mexico St.
1994	Glenn Robinson Purdue	Glenn Robinson Purdue	Glenn Robinson Purdue	Glenn Robinson Purdue	Glenn Robinson Purdue	Glenn Robinson Purdue	Greg Brown Evansville
1995	Joe Smith Maryland	Joe Smith Maryland	Ed O'Bannon UCLA	Ed O'Bannon UCLA	Shawn Respert Michigan St.	Joe Smith Maryland	Tyus Edney UCLA
1996	Marcus Camby Massachusetts	Marcus Camby Massachusetts	Marcus Camby Massachusetts	Marcus Camby Massachusetts	Marcus Camby Massachusetts	Marcus Camby Massachusetts	Eddie Benton Vermont
1997		Tim Duncan Wake Forest	Tim Duncan Wake Forest	Tim Duncan Wake Forest	Tim Duncan Wake Forest	Tim Duncan Wake Forest	Kent McCausland Iowa
1998		Antawn Jamison North Carolina	Antawn Jamison North Carolina	Antawn Jamison North Carolina	Antawn Jamison North Carolina	Antawn Jamison North Carolina	Earl Boykins Eastern Mich.
1999		Elton Brand Duke	Elton Brand Duke	Elton Brand Duke	Elton Brand Duke	Elton Brand Duke	Shawnta Rogers George Washington
2000		Kenyon Martin Cincinnati	Kenyon Martin Cincinnati	Kenyon Martin Cincinnati	Kenyon Martin Cincinnati	Kenyon Martin Cincinnati	Scoonie Penn Ohio St.
2001		Shane Battier Duke	Shane Battier Duke	Shane Battier Duke	Jason Williams Duke	Shane Battier Duke	Rashad Phillips Detroit
2002		Jason Williams Duke	Jason Williams Duke	Jason Williams Duke	Jason Williams Duke Drew Gooden Kansas	Jason Williams Duke	Steve Logan Cincinnati
2003		David West Xavier	David West Xavier	T.J. Ford Texas	Nick Collison Kansas	T.J. Ford Texas	Jason Gardner Arizona
2004		Jameer Nelson St. Joseph's	Jameer Nelson St. Joseph's	Jameer Nelson St. Joseph's	Jameer Nelson St. Joseph's Emeka Okafor Connecticut	Jameer Nelson St. Joseph's	Jameer Nelson St. Joseph's
2005		Andrew Bogut Utah	Andrew Bogut Utah	Andrew Bogut Utah	Andrew Bogut Utah	Andrew Bogut Utah	Nate Robinson Washington

Season	United Press International	The Associated Press	U.S. Basketball Writers Assn.	Wooden Award	Nat'l Assn. of Basketball Coaches	Naimsmith Award	Frances Pomeroy Naimsmith Award
2006	J.J. Redick Duke	J.J. Redick Duke	J.J. Redick Duke Adam Morrison Gonzaga	J.J. Redick Duke	J.J. Redick Duke Adam Morrison Gonzaga	Dee Brown Illinois	

Note: The Francis Pomeroy Naimsmith Award is given to the top player who is less than 6 feet tall.

**Basketball Times Player of the Year:** 1982-Ralph Sampson, Virginia; 1983-Ralph Sampson, Virginia; 1984-Akeem Olajuwon, Houston; 1985-Patrick Ewing, Georgetown; 1986-Scott Skiles, Michigan St.; 1987-Kenny Smith, North Carolina; 1988-Hersey Hawkins, Bradley; 1989-Sean Elliot, Arizona; 1990-Derrick Coleman, Syracuse; 1991-Larry Johnson, UNLV; 1992-Christian Laettner, Duke; 1993-Jamaal Mashburn, Kentucky; 1994-Glenn Robinson, Purdue; 1995-Ed O'Bannon, UCLA; 1996-Marcus Camby, Massachusetts; 1997-Tim Duncan, Wake Forest; 1998-Antawn Jamison, North Carolina; 1999-Jason Terry, Arizona; 2000-Kenyon Martin, Cincinnati; 2001-Shane Battier, Duke; 2002-Jason Williams, Duke; 2003-David West, Xavier; 2004-Jameer Nelson, St. Joseph's; 2005-Andrew Bogut, Utah; 2006-J.J. Redick, Duke, & Adam Morrison, Gonzaga.

**Defensive Player of the Year:** 1987-Tommy Amaker, Duke; 1988-Billy King, Duke; 1989-Stacey Augmon, UNLV; 1990-Stacey Augmon, UNLV; 1991-Stacey Augmon, UNLV; 1992-Alonzo Mourning, Georgetown; 1993-Grant Hill, Duke; 1994-Jim McIlvaine, Marquette; 1995-Tim Duncan, Wake Forest; 1996-Tim Duncan, Wake Forest; 1997-Tim Duncan, Wake Forest; 1998-Steve Wojciechowski, Duke; 1999-Shane Battier, Duke; 2000-Kenyon Martin, Cincinnati & Shane Battier, Duke; 2001-Shane Battier, Duke; 2002-John Linehan, Providence; 2003-Emeka Okafor, Connecticut; 2004-Emeka Okafor, Connecticut; 2005-Shelden Williams, Duke; 2006-Shelden Williams, Duke.




Photo from Georgetown sports information

Although Alonzo Mourning (33) of Georgetown finished second in the nation to Shaquille O'Neal of LSU in blocked shots in 1992, Mourning was named defensive player of the year by the NABC.

## Divisions II & III Player Of The Year

The Divisions II and III Player of the Year are chosen by the National Association of Basketball Coaches (NABC).

Year	Division II	Division III
1983	Earl Jones, Dist. of Columbia	Leroy Witherspoon, Potsdam St.
1984	Earl Jones, Dist. of Columbia	Leroy Witherspoon, Potsdam St.
1985	Charles Oakley, Virginia Union	Tim Casey, Wittenberg
1986	Todd Linder, Tampa	Dick Hempy, Otterbein
1987	Ralph Talley, Norfolk St.	Brendan Mitchell, Potsdam St.
1988	Jerry Johnson, Fla. Southern	Scott Tedder, Ohio Wesleyan
1989	Kris Kearney, Fla. Southern	Greg Grant, TCNJ
1990	A.J. English, Virginia Union	Matt Hancock, Colby
1991	Corey Crowder, Ky. Wesleyan	Brad Baldrige, Wittenberg
1992	Eric Manuel, Oklahoma City	Andre Foreman, Salisbury
1993	Alex Wright, Central Okla.	Steve Hondred, Calvin
1994	Derrick Johnson, Virginia Union	Scott Fitch, Geneseo St.
1995	Stan Gourard, Southern Ind.	D'Artis Jones, Ohio Northern
1996	Stan Gourard, Southern Ind.	David Benter, Hanover
1997	Kebu Stewart, Cal St. Bakersfield	Bryan Crabtree, Ill. Wesleyan
1998	Joe Newton, Central Okla.	Mike Nogelo, Williams
1999	Antonio Garica, Ky. Wesleyan	Merrill Berunson, Wis.-Platteville
2000	Ajumu Gaines, Charleston (W.V.)	Aaron Winkle, Calvin
2001	Colin Ducharme, Longwood	Horace Jenkins, Wm. Paterson
2002	Ronald Murray, Shaw	Jeff Gibbs, Otterbein
2003	Marlon Parmer, Ky. Wesleyan	Bryan Nelson, Williams
2004	Elad Inbar, Mass.-Lowell	Richard Melzer, Wis.-River Falls
2005	Mark Worthington, Metro St.	Jason Kalsow, Wis.-Stevens Point
2006	Darus Hargrove, Virginia Union	Brandon Adair, Va. Wesleyan
	Turner Troholz, South Dakota	

## Divisions II and III First-Team All-Americans by Team

Current Division I member denoted by (\*). Non-NCAA member denoted by (†).

**ABILENE CHRISTIAN**  
1968—John Godfrey

**ADELPHI**  
2001—Ryan McCormack

**AKRON\***  
1967—Bill Turner  
1972—Len Paul

**ALA.-HUNTSVILLE**  
1978—Tony Vann  
2006—Jason Smith

**ALAS. ANCHORAGE**  
1987—Jesse Jackson  
1987—Hansi Gnad  
1989—Michael Johnson  
1990—Todd Fisher  
2005—Brad Oleson

**ALBANY ST. (GA.)**  
1975—Major Jones

**ALBION**  
2005—Travis Dupree  
2006—Brandon Crawford

**ALCORN ST.\***  
1976—John McGill

**ALFRED**  
2001—Devon Downing

**AMERICAN\***  
1960—Willie Jones

**AMERICAN INT'L**  
1969—Greg Hill  
1970—Greg Hill  
2002—Malik Moore

**AMHERST**  
1970—Dave Auten  
1971—James Rehnquist  
2003—Steve Zieja  
2005—Andrew Schiel

**ARK.-MONTICELLO**  
2004—Billy McDaniel

**ARKANSAS ST.\***  
1965—Jerry Rook

**ARMSTRONG ATLANTIC**  
1975—Ike Williams

**ASSUMPTION**  
1970—Jake Jones  
1971—Jake Jones  
1973—Mike Boylan  
1974—John Grochowalski  
1975—John Grochowalski  
1976—Bill Wurm

**AUGUSTANA (ILL.)**

1973—John Laing

**BABSON**

1992—Jim Pierrakos

**BEMIDJI ST.**

2004—Charles Hanks

**BENTLEY**

1974—Brian Hammel

1975—Brian Hammel

2005—Tim Forbes

**BISHOP**

1983—Shannon Lilly

**BOWIE ST.**

2005—Letheal Cook

**BRIDGEPORT**

1969—Gary Baum

1976—Lee Hollerbach

1985—Manute Bol

1991—Lambert Shell

1992—Lambert Shell

1995—Lamont Jones

**BRIDGEWATER (VA.)**

1995—Dan Rush

2002—Kyle Williford

**BYU-HAWAII**

2000—David Evans

**BROCKPORT ST.**

2002—Mike Medbury

**BRYANT**

1981—Ernie DeWitt

2004—Romuald Augustin

**UC RIVERSIDE\***

1989—Maurice Pullum

**CAL POLY POMONA**

2005—Jeff Bonds

**CAL ST. BAKERSFIELD**

1996—Kebu Stewart

1997—Kebu Stewart

**CAL ST. SAN B'DINO**

2004—Jonathan Levy

**CALIFORNIA (PA.)**

1993—Ray Gutierrez

**CALVIN**

1993—Steve Honderd

2000—Aaron Winkle

**CAMERON**

1974—Jerry Davenport

**CARLETON**

1993—Gerrick Monroe

**CARTHAGE**

2002—Antoine McDaniel

**CENTENARY (LA.)\***

1957—Milt Williams

**CENTRAL CONN. ST.\***

1969—Howie Dickenman

**UCF\***

1979—Bo Clark

1980—Bo Clark

**CENTRAL MO. ST.**

1981—Bill Fennelly

1985—Ron Nunnally

1991—Armando Becker

2006—Michael Hicks

**CENTRAL OKLA.**

1993—Alex Wright

1997—Tyron Hopkins

1998—Joe Newton

1999—Eddie Robinson

**CENTRAL WASH.**

1967—Mel Cox

**CHARLESTON (W.V.)**

2000—Ajamu Gaines

**CHATTANOOGA\***

1977—Wayne Golden

**CHEYNEY**

1979—Andrew Fields

1981—George Melton

1982—George Melton

**CHICAGO**

2003—Derek Reich

**CHRIS. NEWPORT**

1991—Lamont Strothers

2001—Antoine Sinclair

**CLAREMONT-M-S**

1992—Chris Greene

**CLARION**

1994—Kwame Morton

**CLARK (MASS.)**

1980—Kevin Clark

1981—Kevin Clark

1988—Kermit Sharp

**COLBY**

1977—Paul Harvey

1978—Paul Harvey

1989—Matt Hancock

1990—Matt Hancock

**COLUMBUS ST.**

2004—Yandel Brown

2005—Yandel Brown

**CONCORD**

2004—Lewis Muse

**CORTLAND ST.**

2000—Tom Williams

**DAVIS & ELKINS**

1959—Paul Wilcox

**DELTA ST.**

1969—Sammy Little

2006—Jasper Johnson

**DePAUW**

1987—David Galle

**DIST. COLUMBIA**

1982—Earl Jones

1983—Earl Jones

Michael Britt

1984—Earl Jones

**EASTERN MICH.\***

1971—Ken McIntosh

1972—George Gervin

**EDINBORO**

1996—Tyron Mason

2002—Kenny Tate

2005—Jakim Donaldson

**ELMHURST**

2001—Ryan Knuppel

**EMORY**

1990—Tim Garrett

**EMORY & HENRY**

2004—Justin Call

**EVANSVILLE\***

1959—Hugh Ahlering

1960—Ed Smallwood

1965—Jerry Sloan

Larry Humes

1966—Larry Humes

**FINDLAY**

2006—Dustin Pfeiffer

**FLA. SOUTHERN**

1981—John Ebeling

1982—John Ebeling

1988—Jerry Johnson

Kris Kearney

1989—Kris Kearney

1990—Donolly Tyrell

**FORT HAYS ST.**

1997—Alonzo Goldston

**FRAMINGHAM ST.**

1984—Mark Van Valkenburg

**FRANKLIN**

1999—Jason Sibley

**FRANK. & MARSH.**

1992—Will Lasky

1996—Jeremiah Henry

2000—Alex Kraft

**GANNON**

1985—Butch Warner

1998—Troy Nesmith

**GENESE ST.**

1994—Scott Fitch

**GEORGETOWN (KY.)†**

1964—Cecil Tuttle

**GRAMBLING\***

1961—Charles Hardnett

1962—Charles Hardnett

1964—Willis Reed

1966—Johnny Comeaux

1976—Larry Wright

**GRAND CANYON**

1976—Bayard Forest

**GRAND VALLEY ST.**

1997—Joe Modderman

**GUILFORD**

1968—Bob Kauffman

1975—Lloyd Free

**HAMILTON**

1977—Cedric Oliver

1978—Cedric Oliver

1979—Cedric Oliver

1987—John Cavanaugh

1998—Mike Schantz

1999—Michael Schantz

2003—Joe Finley

**HAMPDEN-SYDNEY**

1992—Russell Turner

2000—T.J. Grimes

**HANOVER**

1996—David Benter

**HARTFORD\***

1979—Mark Noon

**HARTWICK**

1977—Dana Gahres

1983—Tim O'Brien

**HAVERFORD**

1977—Dick Vioth

**HENDERSON ST.**

2002—Niki Arinze

2004—Tarvoris Uzoiqie

**HOPE**

1984—Chip Henry

1998—Joel Holstege

**HUMBOLDT ST.**

2004—Austin Nichols

**ILLINOIS ST.\***

1968—Jerry McGreal

**ILL. WESLEYAN**

1977—Jack Sikma

1989—Jeff Kuehl

1995—Chris Simich

1997—Bryan Crabtree

1998—Brent Niebrugge

2000—Korey Coon

2004—Keelan Amelianovich

2005—Adam Dauksas

**INDIANA (PA.)**

1995—Derrick Freeman

**IUPUI\***

1996—Carlos Knox

**INDIANA ST.\***

1968—Jerry Newsome

**INDIANAPOLIS**

2005—David Logan

**ITHACA**

2000—Pat Britton

**JACKSON ST.\***

1974—Eugene Short

1975—Eugene Short

1977—Purvis Short

**JACKSONVILLE\***

1962—Roger Strickland

1963—Roger Strickland

**JOHNSON C. SMITH**

2001—Wiyale Perry

**KEAN**

1993—Fred Drains

**KEENE ST.**

2001—Chris Coates

**KENNESAW ST.**

2004—Terrence Hill

**KENTUCKY ST.**

1971—Travis Grant

Elmore Smith

1972—Travis Grant

1975—Gerald Cunningham

1977—Gerald Cunningham

**KY. WESLEYAN**

1957—Mason Cope

1967—Sam Smith

1968—Dallas Thornton

1969—George Tinsley

1984—Rod Drake

Dwight Higgs

1988—J.B. Brown

1990—Corey Crowder

1991—Corey Crowder

1995—Willis Cheaney

1998—Antonio Garcia

1999—Antonio Garcia

Dana Williams

2000—LeRoy John

2001—Lorico Duncan

2002—Ronald Evans

**KENYON**

1969—John Rinka

1970—John Rinka

1979—Scott Rogers

1980—Scott Rogers

**LAWRENCE**

2006—Chris Braier

**LEBANON VALLEY**

1995—Mike Rhodes

1997—Andy Panko

1998—Andy Panko

1999—Andy Panko

2005—J.D. Byers

**LEWIS**

2004—Monta McGhee

**LEWIS & CLARK**

1963—Jim Boutin

1964—Jim Boutin

1999—Andy Panko

**LINCOLN (MO.)**

1978—Harold Robertson

**LIPSCOMB\***

1988—Phillip Hutcheson

1989—Phillip Hutcheson

1990—Phillip Hutcheson

1992—John Pierce

**LONG ISLAND\***

1968—Luther Green

Larry Newbold

**LONGWOOD\***

1984—Jerome Kersey

2001—Colin Ducharme

**LA-LAFAYETTE\***

1965—Dean Church

1970—Marvin Winkler

1971—Dwight Lamar

**LOUISIANA COL.**

1979—Paul Poe

**LOUISIANA TECH\***

1973—Mike Green

**MAINE\***

1961—Tom Chappelle

**MASS.-DARTMOUTH**

1993—Steve Haynes

**MASS.-LOWELL**

1989—Leo Parent  
2004—Elad Inbar  
2005—Stacey Moragne  
2006—Stacey Moragne

**MERCHANT MARINE**

1990—Kevin D'Arcy

**MERRIMACK**

1977—Ed Murphy  
1978—Ed Murphy  
Dana Skinner  
1983—Joe Dickson

**METHODIST**

1997—Jason Childers

**METRO ST.**

2005—Mark Worthington

**MICHIGAN TECH**

2003—Matt Cameron  
2004—Josh Buettner  
2005—Josh Buettner

**MINN. DULUTH**

1977—Bob Bone

**MINN. ST. MANKATO**

2005—Jamel Staten  
2006—Luke Anderson

**MISERICORDIA**

2003—Willie Chandler

**MO.-ST. LOUIS**

1977—Bob Bone

**MONTCLAIR ST.**

1999—Anthony Peoples  
2006—Gian Paul Gonzalez

**MONTEVALLO**

2005—James Hall

**MORGAN ST.\***

1974—Marvin Webster  
1975—Marvin Webster  
1999—Tim West

**MT. ST. MARY'S\***

1957—Jack Sullivan

**MOUNT UNION**

1997—Aaron Shipp

**MUHLENBERG**

2002—Mark Lesko

**MUSKINGUM**

1992—Andy Moore

**NEB.-OMAHA**

1992—Phil Cartwright

**NEB. WESLEYAN**

1986—Dana Janssen

**NEW HAVEN**

1988—Herb Watkins

**CNJ**

1988—Greg Grant  
1989—Greg Grant

**NEW JERSEY CITY**

1979—Brett Wyatt  
2004—Samar Battle

**N.J. INST. OF TECH.**

1996—Clarence Pierce

**NEW ORLEANS\***

1971—Xavier Webster

**NYIT**

1980—Kelvin Hicks

**NICHOLLS ST.\***

1978—Larry Wilson

**NORFOLK ST.\***

1979—Ken Evans  
1984—David Pope  
1987—Ralph Talley  
1995—Corey Williams

**NORTH ALA.**

1980—Otis Boddie

**N.C. WESLEYAN**

1999—Marquis McDougald

**NORTH DAKOTA**

1966—Phil Jackson  
1967—Phil Jackson  
1991—Dave Vonesh  
1993—Scott Guldseth  
2003—Jerome Beasley

**NORTH DAKOTA ST.\***

1960—Marvin Bachmeier

**NORTH PARK**

1979—Mike Harper  
1980—Mike Harper  
1981—Mike Thomas

**NORTHEASTERN ST.**

2003—Jon Shepherd  
2004—Darnell Hinson

**NORTHERN MICH.**

1987—Bill Harris  
2000—Cory Brathol

**NORTHWOOD**

1973—Fred Smile

**OHIO NORTHERN**

1982—Stan Mories  
1995—D'Artis Jones  
2001—Kris Oberdick  
2004—Jim Conrad

**OHIO WESLEYAN**

1987—Scott Tedder  
1988—Scott Tedder

**OKLAHOMA CITY†**

1992—Eric Manuel

**OLD DOMINION\***

1972—Dave Twardzik  
1974—Joel Copeland  
1976—Wilson Washington

**OTTERBEIN**

1966—Don Carlos  
1982—Ron Stewart  
1983—Ron Stewart  
1985—Dick Hempy  
1986—Dick Hempy  
1987—Dick Hempy  
1991—James Bradley  
1994—Nick Gutman  
1999—Kevin Weakley  
2002—Jeff Gibbs

**PACIFIC LUTHERAN**

1959—Chuck Curtis

**PFEIFFER**

1992—Tony Smith  
2005—Rico Grier  
2006—DeMario Grier

**PHILADELPHIA U.**

1976—Emory Sammons  
1977—Emory Sammons  
2006—Tayron Thomas

**PITTSBURG ST.**

2005—Eddie Jackson

**PLYMOUTH ST.**

1994—Moses Jean-Pierre  
1999—Adam DeChristopher

**POTSDAM ST.**

1980—Derrick Rowland  
1981—Derrick Rowland  
1982—Maurice Woods  
1983—Leroy Witherspoon  
1984—Leroy Witherspoon  
1986—Roosevelt Bullock  
1986—Brendan Mitchell  
1987—Brendan Mitchell  
1988—Steve Babiarz  
1989—Steve Babiarz

**PRAIRIE VIEW\***

1962—Zelmo Beaty

**PUGET SOUND**

1979—Joe Leonard

**QUEENS (N.C.)**

1998—Soce Faye

**RAMAPO**

2003—Charles Ransom  
2005—Amin Wright

**RANDOLPH-MACON**

1983—Bryan Vacca  
2003—Jared Mills  
2005—Justin Wansley

**RICHARD STOCKTON**

1997—Carl Cochrane

**ROANOKE**

1972—Hal Johnston  
1973—Jay Piccola  
1974—Jay Piccola  
1983—Gerald Holmes  
1984—Reggie Thomas  
1985—Reggie Thomas  
1994—Hilliary Scott

**ROCHESTER**

1991—Chris Fite  
1992—Chris Fite  
2004—Seth Hauben  
2005—Seth Hauben

**ROCHESTER INST.**

1996—Craig Jones  
1997—Craig Jones

**ROWAN**

1998—Rob Scott

**RUTGERS-CAMDEN**

2002—Brian Turner

**SACRED HEART\***

1972—Ed Czernota  
1978—Hector Olivencia  
Andre Means  
1982—Keith Bennett  
1983—Keith Bennett  
1986—Roger Younger  
1993—Darrin Robinson

**ST. CLOUD ST.**

1957—Vern Baggenstoss  
1986—Kevin Catron

**ST. JOHN FISHER**

2006—Sean O'Brien

**ST. JOSEPH'S (IND.)**

1960—Bobby Williams  
2006—Sullivan Sykes

**ST. MICHAEL'S**

1965—Richie Tarrant

**ST. NORBERT**

1963—Mike Wisneski

**ST. THOMAS**

2006—Isaac Rosefelt

**SALEM INT'L**

1976—Archie Talley  
2006—Shaun McKie

**SALEM ST.**

2000—Tishaun Jenkins

**SALISBURY**

1991—Andre Foreman  
1992—Andre Foreman

**SAM HOUSTON ST.\***

1973—James Lister

**SCRANTON**

1963—Bill Witaconis  
1977—Irvin Johnson  
1978—Irvin Johnson  
1984—Bill Bessoir  
1985—Bill Bessoir  
1993—Matt Cusano

**SEATTLE PACIFIC**

2006—Tony Binetti

**SEWANEE**

1998—Ryan Harrigan

**SHAW**

2002—Ronald Murray

**SHENANDOAH**

1996—Phil Dixon

**SLIPPERY ROCK**

1991—Myron Brown

**SOUTH DAKOTA**

1958—Jim Daniels

2004—Tommie King  
2006—Turner Trofholz

**SOUTH DAKOTA ST.\***

1961—Don Jacobsen  
1964—Tom Black  
2005—Turner Trofholz

**SOUTHEASTERN OKLA.**

1957—Jim Spivey

**SOUTHERN ILL.\***

1966—George McNeil  
1967—Walt Frazier

**SOUTHERN IND.**

1995—Stan Gouard  
1996—Stan Gouard

**SOUTHERN N.H.**

2003—Sotirios Karapostolou

**SOUTHWEST BAPTIST**

2006—Sheldon Pace

**SPRINGFIELD**

1970—Dennis Clark  
1986—Ivan Olivares

**STEPHEN F. AUSTIN\***

1970—Surry Oliver

**STETSON\***

1970—Ernie Killum

**STEBENVILLE†**

1958—Jim Smith

**STONEHILL**

1979—Bill Zolga  
1980—Bill Zolga  
1982—Bob Reitz

**STONY BROOK\***

1979—Earl Keith

**SUSQUEHANNA**

1986—Dan Harnum

**TAMPA**

1985—Todd Linder  
1986—Todd Linder  
1987—Todd Linder  
1994—DeCarlo Deveaux

**TARLETON ST.**

2004—Tim Burnette

**TENNESSEE ST.\***

1958—Dick Barnett  
1959—Dick Barnett  
1971—Ted McClain  
1972—Lloyd Neal  
1974—Leonard Robinson

**TEX.-PAN AMERICAN\***

1964—Lucious Jackson  
1968—Otto Moore

**TEXAS SOUTHERN\***

1958—Bennie Swain  
1977—Alonzo Bradley

**TEXAS ST.\***

1959—Charles Sharp  
1960—Charles Sharp

**THOMAS MORE**

1996—Rick Hughes

**TRINITY (CONN.)**

2006—Tyler Rhoten

**TRINITY (TEX.)**

1968—Larry Jeffries  
1969—Larry Jeffries  
2002—Colin Tabb

**TROY\***

1993—Terry McCord

**TUFTS**

1995—Chris McMahon

**UPSALA**

1981—Steve Keenan  
1982—Steve Keenan

**URSINUS**

2004—Dennis Stanton



**VIRGINIA UNION**

1985—Charles Oakley  
 1990—A.J. English  
 1994—Derrick Johnson  
 Warren Peebles  
 1996—Ben Wallace  
 1998—Marquise Newbie  
 2006—Duane Crockett  
 Darius Hargrove

**VA. WESLEYAN**

2006—Brandon Adair

**WABASH**

1982—Pete Metzelaars

**WASHBURN**

1994—Clarence Tyson  
 1997—Dan Buie  
 2001—Ewan Auguste  
 2005—Travis Robbins

**WASH. & LEE**

1978—Pat Dennis

**WAYNE ST. (NEB.)**

1999—Tyler Johnson

**WEST CHESTER**

2003—Ramzee Stanton

**WEST GA.**

1974—Clarence Walker

**WEST VIRGINIA ST.**

2004—Mike Taylor

**WESTERN CARO.\***

1968—Henry Logan

**WESTERN WASH.**

2006—Grant Dykstra

**WESTMINSTER (PA.)**

1962—Ron Galbreath

**WESTMINSTER (UTAH)†**

1969—Ken Hall

**WHEATON (ILL.)**

1958—Mel Peterson

**WIDENER**

1978—Dennis James  
 1988—Lou Stevens  
 2006—Kristian Clarkson

**WILKES**

2001—Dave Jannuzzi

**WM. PATERSON**

2000—Horace Jenkins  
 2001—Horace Jenkins

**WILLIAMS**

1961—Bob Mahland  
 1962—Bob Mahland  
 1996—Mike Nogelo  
 1997—Mike Nogelo  
 1998—Mike Nogelo  
 2004—Ben Coffin

**WINSTON-SALEM**

1967—Earl Monroe  
 1980—Reginald Gaines

**WIS.-EAU CLAIRE**

1972—Mike Ratliff

**WIS.-GREEN BAY\***

1978—Tom Anderson  
 1979—Ron Ripley

**WIS.-OSHKOSH**

1996—Dennis Ruedinger  
 2002—Tim Dworak

**WIS.-PARKSIDE**

1976—Gary Cole

**WIS.-PLATTEVILLE**

1992—T.J. Van Wie  
 1998—Ben Hoffmann  
 1999—Merrill Brunson

**WIS.-RIVER FALLS**

2003—Richard Melzer  
 2004—Richard Melzer

**WIS.-STEVENS POINT**

1985—Terry Porter  
 2000—Brant Bailey  
 2005—Jason Kalsow

**WIS.-SUPERIOR**

2001—Vince Thomas

**WIS.-WHITEWATER**

1990—Ricky Spicer  
 1994—Ty Evans  
 1997—James Stewart

**WITTENBERG**

1961—George Fisher  
 1963—Al Thrasher  
 1980—Brian Agler  
 1981—Tyrone Curtis  
 1985—Tim Casey  
 1989—Steve Allison  
 1990—Brad Baldrige  
 1991—Brad Baldrige

**WOOSTER**

2003—Bryan Nelson

**WRIGHT ST.\***

1981—Rodney Benson  
 1986—Mark Vest

**XAVIER (LA.)†**

1973—Bruce Seals

**YOUNGSTOWN ST.\***

1977—Jeff Covington  
 1978—Jeff Covington

**Teams used for selections:**

AP Little All-America—1957-79  
 NABC College Division—1967-76  
 NABC Divisions II, III—1977-2006

## Divisions II and III Academic All-Americans by Team

**ABILENE CHRISTIAN**

1999—Jared Mosley

**AKRON**

1972—Wil Schwarzinger

**ALBANY (N.Y.)**

1988—John Carmello

**ALBION**

1979—John Nibert

**ALDERSON-BROADDUS**

2002—Kevyn McBride

**ARKANSAS TECH**

1990—Gray Townsend  
 1994—David Bevis  
 1995—David Bevis

**ASHLAND**

1967—Jim Basista  
 1970—Jay Franson

**ASSUMPTION**

1967—George Ridick

**AUGUSTANA (ILL.)**

1973—Bruce Hamming  
 1974—Bruce Hamming  
 1975—Bruce Hamming  
 1979—Glen Heiden

**AUGUSTANA (S.D.)**

1974—John Ritterbusch  
 1975—John Ritterbusch

**BALDWIN-WALLACE**

1985—Bob Scelza

**BARRINGTON**

1982—Shawn Smith

**BATES**

1983—Herb Taylor  
 1984—Herb Taylor

**BEMIDJI ST.**

1976—Steve Vogel  
 1977—Steve Vogel  
 1978—Steve Vogel  
 2003—Royce Bryan

**BENTLEY**

1980—Joe Betley

**BETHANY (W.V.)**

2006—Matt Drahos

**BETHEL (MINN.)**

1994—Jason Mekelburg

**BLOOMSBURG**

1978—Steve Bright

**BRANDEIS**

1978—John Martin

**BRIAR CLIFF**

1989—Chad Neubrand

**BRIDGEWATER (VA.)**

1985—Sean O'Connell

**BRYAN**

1981—Dean Ropp

**C.W. POST**

1973—Ed Fields

**CALIFORNIA (PA.)**

1993—Raymond Gutierrez

**UC DAVIS**

1970—Tom Cupps  
 1983—Preston Neumayr

**UC RIVERSIDE**

1971—Kirby Gordon

**CAL LUTHERAN**

1983—Bill Burgess

**CALVIN**

1992—Steve Honderd  
 1993—Steve Honderd  
 1994—Chris Knoester

**CAPITAL**

1973—Charles Gashill

**CARNEGIE MELLON**

1973—Mike Wegener  
 1979—Larry Hufnagel  
 1980—Larry Hufnagel

**CASE RESERVE**

1996—Jim Fox  
 1997—Jim Fox

**CASTLETON ST.**

1985—Bryan DeLoatch

**CATHOLIC**

1997—Jeremy Borys

**UCF**

1982—Jimmie Farrell

**CENTRAL MICH.**

1967—John Berends  
 1971—Mike Hackett

**CENTRAL ST. (OHIO)**

1971—Sterling Quant

**CHADRON ST.**

1992—Josh Robinson

**CHAPMAN**

2006—Zach Wheatley

**CLAREMONT-M-S**

2002—Bob Donlan

**COAST GUARD**

1971—Ken Bicknell

**COLBY-SAWYER**

2006—Andrew St. Clair

**COLORADO MINES**

1991—Daniel McKeon  
 1991—Hank Prey

**COLORADO ST.-PUEBLO**

1972—Jim Von Loh

**CORNELL COLLEGE**

1974—Randy Kuhlman  
 1977—Dick Grant  
 1978—Robert Wisco  
 1979—Robert Wisco  
 1987—Jeff Fleming

**DAVID LIPSCOMB**

1989—Phil Hutcheson  
 1990—Phil Hutcheson  
 1992—Jerry Meyer

**DELTA ST.**

1972—Larry MaGee

**DENISON**

1967—Bill Druckemiller  
 1970—Charles Claggett  
 1987—Kevin Locke  
 1988—Kevin Locke  
 1997—Casey Chroust

**DENVER**

1987—Joe Fisher

**DePAUW**

1970—Richard Tharp  
 1973—Gordon Pittenger  
 1987—David Galle

**DICKINSON**

1971—Lloyd Bonner  
 1981—David Freysinger  
 1982—David Freysinger

**DREXEL**

1967—Joe Hertrich

**ELMHURST**

2001—Ryan Knuppel

**ELON**

1988—Brian Branson  
 1988—Steve Page  
 1998—Christopher Kiger

**EMBRY-RIDDLE**

2001—Kyle Mas

**EMORY**

2000—Neil Bhutta  
 2005—Chase Fawsett

**EMORY & HENRY**

2004—Justin Call

**FORT HAYS ST.**

1978—Mike Pauls

**FORT LEWIS**

1998—Ryan Ostrom

**FRANK. & MARSH.**

2000—Jerome Maiatico

**GETTYSBURG**

1975—Jeffrey Clark

**GRINNELL**1976—John Haigh  
1994—Steve Diekmann  
1995—Steve Diekmann  
1996—Ed Brands**GROVE CITY**1979—Mike Donahoe  
1984—Curt Silverling  
1985—Curt Silverling**GUST. ADOLPHUS**

1983—Mark Hanson

**HAMILTON**

1978—John Klauberg

**HAMLIN**1986—Paul Westling  
1989—John Banovetz**HAMPDEN-SYDNEY**

1992—Russell Turner

**HARDING**1985—Kenneth Collins  
1986—Kenneth Collins**HOWARD PAYNE**1973—Garland Bullock  
1974—Garland Bullock**ILL. WESLEYAN**1972—Dean Gravlin  
1973—Dean Gravlin  
1975—Jack Sikma  
Bob Spear1976—Jack Sikma  
Bob Spear1977—Jack Sikma  
Bob Spear

1979—Al Black

1981—Greg Yess

1982—Greg Yess

1987—Brian Coderre

1999—Korey Coon

2000—Korey Coon

2006—Keelan Amelianovich

**INCARNATE WORD**

1993—Randy Henderson

**JAMES MADISON**

1976—Sherman Dillard

**JAMESTOWN**

1980—Pete Anderson

1981—Pete Anderson

**JOHN CARROLL**

1999—Mark Heidorf

**JOHNS HOPKINS**

1991—Andy Enfield

**KENYON**1970—John Rinka  
1977—Tim Appleton  
1985—Chris Coe Russell**LAGRANGE**

1980—Todd Whitsitt

**LEBANON VALLEY**

2005—J.D. Byers

**LIBERTY**

1980—Karl Hess

**LUTHER**

1981—Doug Kintzinger

1982—Doug Kintzinger

**MacMURRAY**

1970—Tom Peters

**MARIAN (WIS.)**

2002—Scott Jaeger

**MARIETTA**

1982—Rick Clark

1983—Rick Clark

**MARYVILLE (MO.)**

2003—Kevin Bartow

**MASS.-LOWELL**1970—Alfred Spinell  
1984—John Paganetti**MIT**1980—Ray Nagem  
1991—David Tomlinson**McDANIEL**1983—Douglas Pinto  
1985—David Malin**MCGILL**

1983—Willie Hinz

**McNEESE ST.**

1972—David Wallace

**MERRIMACK**1983—Joseph Dickson  
1984—Joseph Dickson**MICHIGAN TECH**1981—Russ VanDuine  
1985—Wayne Helmila  
2003—J.T. Luginiski**MILLIKIN**1977—Roy Mosser  
Dale Wills  
1978—Gregg Finigan  
1979—Rich Rames  
Gary Jackson

1980—Gary Jackson

1981—Gary Jackson

1989—Brian Horst

**MILWAUKEE ENGR.**

1983—Jeffrey Brezovar

**MINN. ST. MANKATO**

1997—David Kruse

**MINN. ST. MOORHEAD**

1996—Brett Beeson

**MO.-ROLLA**

1984—Todd Wentz

2004—Brian Westre

**MO.-ST. LOUIS**

1975—Bobby Bone

1976—Bobby Bone

1977—Bobby Bone

**MONMOUTH (ILL.)**

1990—S. Juan Mitchell

**MONT. ST.-BILLINGS**

2004—Jerett Skrifvars

**MOUNT UNION**

1971—Jim Howell

**MUHLBERG**

1979—Greg Campisi

1981—Dan Barletta

**NEB.-KEARNEY**

1974—Tom Kropp

1975—Tom Kropp

2004—Nick Branting

2006—Dusty Jura

**NEB.-OMAHA**

1981—Jim Gregory

**NEB. WESLEYAN**

1984—Kevin Cook

1986—Kevin Cook

1995—Justin Wilkins

1997—Kipp Kissinger

1998—Kipp Kissinger

**UNC ASHEVILLE**

1974—Randy Pallas

**NORTHERN COLO.**

1967—Dennis Colson

**NORTHWESTERN (MINN.)**

2005—Jeff VerSteege

**OBERLIN**

1971—Vic Guerrieri

1972—Vic Guerrieri

**OHIO NORTHERN**

2001—Kris Oberdick

**OHIO WESLEYAN**

1990—Mark Slayman

1998—John Camillus

**OLD DOMINION**

1974—Gray Eubank

1975—Gray Eubank

**OTTERBEIN**

1980—Mike Cochran

**PACIFIC LUTHERAN**

1967—Doug Leeland

**POINT PARK**

1986—Richard Condo

**RIPON**

1999—Bret Van Dyken

**ROCHESTER**

1984—Joe Augustine

**ROCKFORD**

1976—John Morrissey

1977—John Morrissey

**ROSE-HULMAN**

2002—Christopher Unton

**ST. JOHN'S (MINN.)**

1995—Joe Deignan

**ST. JOSEPH'S (IND.)**

1975—James Thordsen

**ST. LEO**

1977—Ralph Nelson

**ST. THOMAS (FLA.)**

1976—Arthur Collins

1977—Mike LaPrete

**ST. THOMAS (MINN.)**

1967—Dan Hansard

1978—Terry Fleming

**SCRANTON**

1983—Michael Banas

1984—Michael Banas

1985—Dan Polacheck

1993—Matt Cusano

**SHIPPENSBURG**

1979—John Whitmer

1981—Brian Cozzens

1982—Brian Cozzens

**SIMPSON**

2002—Jesse Harris

2003—Jesse Harris

**SLIPPERY ROCK**

1971—Robert Wiegand

1979—Mike Hardy

1983—John Samsa

1995—Mark Metzka

**SOUTH DAKOTA**

1970—Bill Hamer

1975—Rick Nissen

1976—Rick Nissen

1978—Jeff Nannen

1980—Jeff Nannen

1985—Rob Swanhorst

**SOUTH DAKOTA ST.**

1971—Jim Higgins

1972—Jim Higgins

**SOUTHERN N.H.**

2003—Brian Larrabee

**SUSQUEHANNA**

1986—Donald Harnum

1994—Tres Wolf

**TENNESSEE TEMPLE**

1977—Dan Smith

1978—Dan Smith

**TEXAS LUTHERAN**

2005—Tommy Stohlhandske

**TRINITY (CONN.)**

1996—Keith Wolff

**TRUMAN**

1984—Mark Campbell

1999—Jason Reinberg

2000—Jason Reinberg

**UNION (N.Y.)**

1970—Jim Tedisco

**URSINUS**

2004—Dennis Stanton

**VIRGINIA TECH**

1968—Ted Ware

**WABASH**

1973—Joe Haklin

**WARTBURG**

1971—Dave Platte

1972—Dave Platte

1974—Fred Waldstein

1990—Dan Nettleton

1991—Dan Nettleton

**WASHBURN**

2001—Ewan Auguste

**WASHINGTON-ST. LOUIS**

1988—Paul Jackson

**WASH. & JEFF.**

1980—David Damico

**WENTWORTH INST.**

2000—Kevin Hanlon

**WESLEYAN (CONN.)**

1972—James Akin

1974—Rich Fairbrother

1982—Steven Maizes

**WESTERN ST.**

1970—Michael Adams

1973—Rod Smith

**WESTMINSTER (PA.)**

1967—John Fontanella

**WILKES**

2001—Dave Jannuzzi

**WM. PATERSON**

2001—Horace Jenkins

**WIS.-EAU CLAIRE**

1972—Steven Johnson

1975—Ken Kaiser

1976—Ken Kaiser

**WIS.-GREEN BAY**

1974—Tom Jones

**WIS.-OSHKOSH**

1998—Joe Imhoff

**WIS.-PLATTEVILLE**

1992—T.J. Van Wie

1993—T.J. Van Wie

**WIS.-SUPERIOR**

2001—Vince Thomas

**WITTENBERG**

1967—Jim Appleby

**WOOSTER**

2005—Matt Schlingman

**WPI**

1996—James Naughton

# NCAA Postgraduate Scholarship Winners by Team

## ABILENE CHRISTIAN

1999—Jared Mosley

## AIR FORCE

1970—James Cooper  
1973—Thomas Blase  
1974—Richard Nickelson  
1978—Thomas Schneeberger  
1992—Brent Roberts  
1993—Brad Boyer

## UAB

1999—Damon Cobb

## ALBANY (N.Y.)

1988—John Carmello

## ALLEGHENY

1976—Robert Del Greco

## ALMA

1976—Stuart TenHoor

## AMERICAN

1973—Kermit Washington  
1998—Nathan Smith

## ARIZONA

1988—Steve Kerr  
1991—Matt Muehlebach

## ARIZONA ST.

1965—Dennis Dairman

## ARKANSAS ST.

1975—J.H. Williams

## ARMY

1965—John Ritch III  
1972—Edward Mueller  
1973—Robert Sherwin Jr.  
1985—Randall Cozzens  
1994—David Ardayfio

## ASSUMPTION

1975—Paul Brennan  
1977—William Wurm  
2004—Shahar Golan

## AUBURN

1976—Gary Redding

## AUGUSTANA (ILL.)

1975—Bruce Hamming

## AUGUSTANA (S.D.)

1975—Neil Klutman  
1992—Jason Garrow

## BALL ST.

1989—Richard Hall

## BATES

1984—Herbert Taylor

## BAYLOR

1997—Doug Brandt

## BELLARMINE

1992—Tom Schurfranz  
2001—Ronald Brooks

## BELMONT

2004—Adam Mark

## BENTLEY

1980—Joseph Betley

## BOSTON COLLEGE

1967—William Wolters  
1970—Thomas Veronneau  
1972—James Phelan  
1980—James Sweeney  
1995—Marc Molinsky

## BOWDOIN

1966—Howard Pease

## BOWLING GREEN

1965—Robert Dwors

## BRANDEIS

1972—Donald Fishman  
1978—John Martin

## BRIDGEWATER (VA.)

1970—Frederick Wampler

## BRIGHAM YOUNG

1966—Richard Nemecka  
1983—Gregory Kite  
1984—Devin Durrant  
1987—Brent Stephenson  
1989—Michael Smith  
1990—Andy Toolson  
1991—Steve Schreiner

## BYU-HAWAII

2000—David Evans

## BROWN

1972—Arnold Berman  
1997—Jade Newburn

## BUENA VISTA

2000—Landon Roth

## BUTLER

1977—Wayne Burris  
1991—John Karaffa

## CALIFORNIA

1987—David Butler

## UC DAVIS

1970—Thomas Cupps  
1977—Mark Ford  
1983—Preston Neumayr  
1991—Matt Cordova

## UC IRVINE

1975—Carl Baker

## UC RIVERSIDE

1975—Randy Burnett

## UC SAN DIEGO

1997—Matt Aune

## UC SANTA BARB.

1973—Robert Schachter  
1993—Michael Meyer

## CAL POLY POMONA

1978—Thomas Ispas

## CAL ST. DOM. HILLS

1987—John Nojima

## CAL ST. STANISLAUS

1983—Richard Thompson

## CALIFORNIA (PA.)

1984—William Belko

## CALTECH

1966—Alden Holford  
1967—James Pearson  
1968—James Stanley  
1971—Thomas Heinz

## CALVIN

1977—Mark Veenstra  
1993—Steve Honderd

## CARLETON

1969—Thomas Weaver  
1982—James Tolf  
1999—Joshua Wilhelm

## CARNEGIE MELLON

1980—Lawrence Hufnagel

## CASE RESERVE

1971—Mark Estes

## CATHOLIC

1972—Joseph Good  
1997—Jeremy Borys

## CENTRAL (IOWA)

1973—Dana Snoop  
1980—Jeffrey Verhoef

## CENTRAL MICH.

1993—Sander Scott

## CENTRE

1985—Thomas Cowens

## CHAPMAN

1970—Anthony Mason

## CHICAGO

1969—Dennis Waldon

1974—Gerald Clark

1985—Keith Libert

## CINCINNATI

1977—Gary Yoder

## CLAREMONT-M-S

1972—Jeffrey Naslund

## CLARION

1973—Joseph Sebestyen

## CLEMSON

1967—James Sutherland  
1980—Robert Conrad Jr.  
1999—Tom Wideman

## COE

1965—Gary Schlarbaum

## COLBY

1972—Matthew Zweig

## COLGATE

1999—Ben Wandtke

## COLORADO

1966—Charles Gardner  
1985—Alex Stivirns

## COLORADO MINES

1991—Hank Prey  
1994—Todd Kenyon

## COLORADO ST.

1986—Richard Strong Jr.

## COLUMBIA

1968—William Ames

## CORNELL COLLEGE

1967—David Crow  
1979—Robert Wisco  
1981—Eric Reitan  
1987—Jefferson Fleming  
1994—Abram Tubbs  
Chad Reed

## CREIGHTON

1971—Dennis Bresnahan Jr.  
1978—Richard Apke

## DARTMOUTH

1968—Joseph Colgan  
1976—William Healey  
1984—Paul Anderson  
1997—Sea Lonergan

## DAVIDSON

1969—Wayne Huckel  
1983—Clifford Tribus

## DAYTON

1979—Jim Paxson  
1985—Larry Schellenberg

## DELAWARE

1978—Brian Downie

## DENISON

1968—William Druckemiller Jr.  
1988—Kevin Locke  
1993—Kevin Frye  
1997—Casey Chroust  
1999—John Rusnak

## DENVER

1968—Richard Callahan  
2000—Tyler Church  
2004—Brett Starkey

## DEPAUL

1992—Stephen Howard

## DEPAUW

1969—Thomas McCormick  
1970—Richard Tharp  
1973—Gordon Pittenger  
1986—Phillip Wendel

## DESALES

1985—George Bilicic Jr.

## DICKINSON

1982—David Freysinger  
1987—Michael Erdos

## DREW

1989—Joe Novak

## DUKE

1975—Robert Fleischer

## EASTERN WASH.

2000—Ryan Hansen

## ELON

1998—Christopher Kiger

## EMORY

1993—Kevin Felner  
1999—Lewis Satterwhite  
2000—Neil Bhutta

## EVANSVILLE

1989—Scott Haffner

## FAIRLEIGH DICKINSON

1978—John Jorgensen  
1993—Kevin Conway

## FLORIDA

1970—Andrew Owens Jr.  
1973—Anthony Miller  
2003—Matthew Bonner

## FLA. SOUTHERN

1969—Richard Lewis  
1979—Larry Tucker  
1989—Kris Kearney

## FORT LEWIS

1998—Ryan Ostrom

## FRANKLIN

1994—David Dunkle

## FRANK. & MARSH.

2000—Jerome Maiaitico

## GEORGE WASHINGTON

1976—Pat Tallent  
1987—Steve Frick

## GEORGETOWN

1968—Bruce Stinebrickner

## GEORGIA

1965—McCarthy Crenshaw Jr.  
1987—Chad Kessler  
1990—Alec Kessler

## GEORGIA TECH

1998—Matt Harping

## GONZAGA

1992—Jarrod Davis  
1994—Jeff Brown  
1996—Jon Kinloch

## GRAMBLING

1983—William Hobby

## GRINNELL

1968—James Schwartz  
1976—John Haigh

## HAMILTON

1969—Brooks McCuen  
1978—John Klauber

## HAMLIN

1989—John Banovetz

## HAMPDEN-SYDNEY

1983—Christopher Kelly  
1999—David Hobbs

## HARVARD

1979—Glenn Fine

## HAVERFORD

1966—Hunter Rawlings III  
1967—Michael Bratman  
1977—Richard Voith

## HIRAM

1977—Edwin Niehaus

## HOLY CROSS

1969—Edward Siudut  
1977—William Doran Jr.  
1979—John O'Connor  
1980—Ronnie Perry

**HOUSTON BAPTIST**  
1985—Albert Almanza

**IDAHO**  
1967—Michael Wicks

**IDAHO ST.**  
1993—Corey Bruce

**ILLINOIS**  
1971—Rich Howat

**ILLINOIS ST.**  
1988—Jeffrey Harris  
1998—Dan Muller

**ILLINOIS TECH**  
1969—Eric Wilson

**ILL. WESLEYAN**  
1988—Brian Coderre  
2000—Korey Coon  
2006—Adam Dauksas

**INDIANA**  
1975—Steven Green  
1982—Randy Wittman  
1985—Uwe Blab

**INDIANA ST.**  
1972—Danny Bush  
1981—Steven Reed

**IOWA**  
1966—Dennis Pauling  
1976—G. Scott Thompson  
1981—Steven Waite  
1998—Jess Settles

**IOWA ST.**  
1989—Marc Urquhart

**ITHACA**  
1973—David Hollowell

**JACKSONVILLE**  
1971—Vaughn Wedeking  
1983—Maurice Roulhac  
1986—Thomas Terrell

**JAMES MADISON**  
1978—Sherman Dillard

**JAMESTOWN**  
1981—Peter Anderson

**JOHNS HOPKINS**  
1965—Robert Smith  
1975—Andrew Schreiber  
1991—Andy Enfield  
1992—Jay Gangemi  
1997—Matt Gorman  
1998—Greg Roehrig

**KALAMAZOO**  
1965—Thomas Nicolai  
1973—James Van Sweden  
1979—David Dame  
1982—John Schelske  
1996—Jeremy Cole

**KANSAS**  
1974—Thomas Kivisto  
1978—Kenneth Koenigs  
1997—Jerod Haase  
1999—Ryan Robertson  
T.J. Pugh

**KANSAS ST.**  
1968—Earl Seyfert

**KENT ST.**  
1994—Rodney Koch  
2002—Demetric Shaw

**KENTUCKY**  
1975—Robert Guyette  
1996—Mark Pope

**KENYON**  
1995—Jamie Harless

**KING'S (PA.)**  
1981—James Shea

**KNOX**  
1965—James Jepson

**LA SALLE**  
1992—John Hurd

**LA VERNE**  
2001—Kevin Gustafson

**LAFAYETTE**  
1972—Joseph Mottola  
1980—Robert Falconiero  
1991—Bruce Stankavage  
1994—Keith Brazzo

**LAKE FOREST**  
1968—Frederick Broda

**LAMAR**  
1970—James Nicholson  
1999—Matt Sundblad

**LEWIS**  
1989—James Martin

**LONG BEACH ST.**  
1990—Tyrone Mitchell

**LORAS**  
1971—Patrick Lillis  
1972—John Buri

**LOUISVILLE**  
1977—Phillip Bond

**LOYOLA (MD.)**  
1979—John Vogt

**LOYOLA MARYMOUNT**  
1973—Stephen Smith

**LUTHER**  
1968—David Mueller  
1974—Timothy O'Neill  
1982—Douglas Kintzinger  
1986—Scott Sawyer

**MAINE**  
1990—Dean Smith

**MARQUETTE**  
1984—Marc Marotta

**MARSHALL**  
1973—Michael D'Antoni  
1997—John Brannen

**MARYLAND**  
1974—Tom McMillen  
1981—Gregory Manning  
1991—Matt Roe

**MARYVILLE (MO.)**  
2003—Kevin Bartow

**MASS.-LOWELL**  
1970—Alfred Spinell Jr.

**MIT**  
1966—John Mazola  
1967—Robert Hardt  
1968—David Jansson  
1971—Bruce Wheeler  
1991—David Tomlinson

**McDANIEL**  
1983—Douglas Pinto

**McNEESE ST.**  
1978—John Rudd

**MERCER**  
2006—Will Emerson

**MIAMI (OHIO)**  
1982—George Sweigert

**MICHIGAN**  
1981—Martin Bodnar  
1993—Rob Pelinka

**MICHIGAN ST.**  
2005—Chris Hill

**MICHIGAN TECH**  
1978—Michael Trehwella  
1981—Russell Van Duine

**MIDDLEBURY**  
1975—David Pentkowski  
1982—Paul Righi

**MINNESOTA**  
1970—Michael Regenfuss

**MINN. MORRIS**  
1997—Todd Hanson

**MINN. ST. MANKATO**  
1997—David Kruse

**MINN. ST. MOORHEAD**  
1980—Kevin Mulder  
1996—Brett Beeson

**MISSISSIPPI ST.**  
1976—Richard Knarr

**MISSOURI**  
1972—Gregory Flaker

**MO.-ROLLA**  
1977—Ross Klie

**MO.-ST. LOUIS**  
1977—Robert Bone

**MISSOURI ST.**  
1971—Tillman Williams

**MONMOUTH (ILL.)**  
1992—Steve Swanson

**MONTANA**  
1968—Gregory Hanson  
1981—Craig Zanon  
1986—Larry Krystkowiak  
1992—Daren Engellant  
1995—Jeremy Lake

**MONTANA ST.**  
1988—Ray Willis Jr.  
1996—Nico Harrison  
2004—Jason Erikson

**MORNINGSIDE**  
1986—John Kelzenberg

**MT. ST. MARY'S**  
1976—Richard Kidwell

**MUHLENBERG**  
1976—Glenn Salo

**MUSKINGUM**  
1974—Gary Ferber  
1983—Myron Dulkoski Jr.

**NAVY**  
1979—Kevin Sinnett  
1984—Clifford Maurer  
1995—Wesley Cooper

**NEBRASKA**  
1972—Alan Nissen  
1986—John Matzke  
1987—William Jackman  
1991—Beau Reid  
2006—Bronsen Schliep

**NEB.-KEARNEY**  
2004—Nicholas Branting

**NEB.-OMAHA**  
1981—James Gregory

**NEB. WESLEYAN**  
1995—Justin Wilkins  
1998—Kipp Kissinger

**UNLV**  
1984—Danny Tarkanian

**NEW MEXICO**  
1973—Breck Roberts

**NEW YORK U.**  
1996—Greg Belinfanti

**NORTH CAROLINA**  
1966—Robert Bennett Jr.  
1974—John O'Donnell  
1977—Bruce Buckley  
1986—Steve Hale  
1995—Pearce Landry

**UNC GREENSBORO**  
2001—Nathan Jameson

**UNC WILMINGTON**  
1997—Bill Mayew

**NORTH CAROLINA ST.**  
1966—Peter Coker  
1985—Terrence Gannon  
1996—Todd Fuller

**NORTH DAKOTA ST.**  
1981—Brady Lipp  
1989—Joe Regnier  
2000—Jason Retzlaff

**NORTHEASTERN**  
1978—David Caligaris

**NORTHERN ARIZ.**  
1979—Troy Hudson  
2006—Kelly Golob

**NORTHERN COLO.**  
1968—Dennis Colson  
1990—Toby Moser

**NORTHERN ILL.**  
1984—Timothy Dillon  
2000—A.J. Lux

**UNI**  
1979—Michael Kemp

**NORTHERN KY.**  
2000—Kevin Listerman

**NORTHWEST MO. ST.**  
1989—Robert Sundell

**NORTHWESTERN**  
1973—Richard Sund  
1980—Michael Campbell  
1990—Walker Lambiotte  
1994—Kevin Rankin

**NORTHWOOD**  
1999—Jeremy Piggott

**NOTRE DAME**  
1969—Robert Arnzen  
1974—Gary Novak  
1983—John Paxson  
1998—Pat Garrity

**OAKLAND**  
1990—Brian Gregory

**OBERLIN**  
1972—Victor Guerrieri

**OCCIDENTAL**  
1973—Douglas McAdam  
1981—Miles Glidden  
1996—John Pike

**OGLETHORPE**  
1992—David Fischer

**OHIO**  
1967—John Hamilton  
1968—Wayne Young  
1979—Steven Skaggis

**OHIO ST.**  
1968—Wilmer Hosket

**OKLAHOMA**  
1972—Scott Martin  
1975—Robert Pritchard  
1980—Terry Stotts  
1988—Dave Sieger

**OKLAHOMA CITY**  
1967—Gary Gray

**OKLAHOMA ST.**  
1965—Gary Hassmann  
1969—Joseph Smith

**OLD DOMINION**  
1975—Gray Eubank

**OLIVET**  
1999—Jeff Bell

**OREGON**  
1971—William Drozdak  
1988—Keith Balderston  
2000—Adrian Smith

**OREGON ST.**  
1967—Edward Fredenburg

**PACIFIC**  
1967—Bruce Parsons Jr.  
1979—Terence Carney  
1986—Richard Anema  
1992—Delano Demps

**PENN**  
1972—Robert Morse

**PENN ST.**  
1982—Michael Edelman  
1995—John Amaechi



**PITTSBURGH**

1976—Thomas Richards  
1986—Joseph David  
1992—Darren Morningstar

**POMONA-PITZER**

1966—Gordon Schloming  
1970—Douglas Covey  
1986—David Di Cesaris

**PORTLAND ST.**

1966—John Nelson

**POTSDAM ST.**

2005—Christian Turner

**POLYTECHNIC (N.Y.)**

1968—Charles Privalsky

**PRINCETON**

1969—Christopher Thomforde  
1997—Sydney Johnson

**PRINCIPIA**

1979—William Kelsey

**PUGET SOUND**

1974—Richard Brown

**PURDUE**

1971—George Faerber  
1981—Brian Walker

**RADFORD**

1998—Corey Reed

**REDLANDS**

1990—Robert Stone

**REGIS (COLO.)**

1988—John Nilles  
1994—Pat Holloway

**RENSSELAER**

1967—Kurt Hollasch

**RHODES**

1994—Greg Gonda  
1996—Scott Brown

**RICE**

1995—Adam Peakes  
2001—Michael Wilks

**RICHMOND**

1986—John Davis Jr.

**RIPON**

1978—Ludwig Wurtz  
1999—Bret Van Dyken

**ROANOKE**

2000—Paris Butler

**ROLLINS**

1993—David Wolf

**RUTGERS**

1985—Stephen Perry

**ST. ANSELM**

1980—Sean Canning

**ST. FRANCIS (PA.)**

1997—Eric Shaner

**ST. JOHN FISHER**

1997—Eric Shaner

**ST. JOHN'S (N.Y.)**

1981—Frank Gilroy

**ST. JOSEPH'S (IND.)**

1975—James Thordsen

**ST. JOSEPH'S**

1966—Charles McKenna

**ST. LAWRENCE**

1969—Philip McWhorter

**ST. LEO**

1981—Kevin McDonald

**ST. LOUIS**

1967—John Kilo  
1995—Scott Highmark

**ST. MARY'S (CAL.)**

1980—Calvin Wood  
1999—Eric Schraeder

**ST. NORBERT**

1987—Andris Arians

**ST. OLAF**

1966—Eric Grimsrud  
1971—David Finholt

**ST. THOMAS (MINN.)**

1967—Daniel Hansard  
1995—John Tauer

**SAN DIEGO**

1978—Michael Strode

**SAN DIEGO ST.**

1976—Steven Copp

**SAN FRANCISCO**

1990—Joel DeBortoli

**SANTA CLARA**

1994—Peter Eisenrich

**SCRANTON**

1974—Joseph Cantafio  
1984—Michael Banas  
1985—Daniel Polacheck  
1988—John Andrejko  
1993—Matt Cusano

**SEATTLE PACIFIC**

1997—Geoffrey Ping  
2006—Michael Binetti

**SETON HALL**

1969—John Suminski

**SEWANEE**

1967—Thomas Ward Jr.  
1976—Henry Hoffman Jr.  
1982—James Sherman  
1998—Ryan Harrigan

**SIENA**

1992—Bruce Schroeder

**SIMPSON**

1980—John Hines  
1995—David Ote  
2003—Jesse Harris

**SLIPPERY ROCK**

1975—Clyde Long

**SOUTH ALA.**

1998—Toby Madison

**SOUTH DAKOTA**

1976—Rick Nissen  
2001—Jeremy Kudera

**SOUTH DAKOTA ST.**

1973—David Thomas  
1997—Jason Sempsrott  
2000—Casey Estling

**SOUTH FLA.**

1992—Radenko Dobras

**SOUTHERN CALIFORNIA**

1974—Daniel Anderson  
1975—John Lambert

**SOUTHERN ILL.**

1977—Michael Glenn

**SMU**

1977—Peter Lodwick

**SOUTHERN UTAH**

1991—Peter Johnson  
1993—Richard Barton

**STANFORD**

1976—Edward Schweitzer  
1980—Kimberly Belton  
2000—Mark Madsen

**SUSQUEHANNA**

1986—Donald Harnum  
1994—Lloyd Wolf

**SWARTHMORE**

1965—Cavin Wright  
1987—Michael Dell

**SYRACUSE**

1981—Dan Schayes  
1998—Marius Janulis

**TENNESSEE**

1993—Lang Wiseman

**TENN.-MARTIN**

1976—Michael Baker

**TEXAS**

1974—Harry Larrabee  
1979—Jim Krivacs

**TEXAS-ARLINGTON**

1980—Paul Renfor

**TEX.-PAN AMERICAN**

1976—Jesus Guerra Jr.

**TEXAS A&M**

1970—James Heitmann

**TCU**

1970—Jeffrey Harp  
1981—Larry Frevert

**TEXAS TECH**

1985—Brooks Jennings Jr.  
1986—Tobin Doda

**TOLEDO**

1967—William Backensto  
1980—Timothy Selgo

**TRANSYLVANIA**

1972—Robert Jobe Jr.  
1980—Lawrence Kopczyk

**TRINITY (CONN.)**

1971—Howard Greenblatt  
1996—Keith Wolff

**TRINITY (TEX.)**

1975—Phillip Miller

**TRUMAN**

2000—Jason Reinberg

**TUFTS**

1981—Scott Brown

**TULSA**

1999—Michael Ruffin

**UCLA**

1969—Kenneth Heitz  
1971—George Schofield  
1980—Kiki Vandeweghe  
1995—George Zidek

**UTAH**

1968—Lyndon MacKay  
1971—Michael Newlin  
1977—Jeffrey Jonas  
1998—Drew Hansen

**UTAH ST.**

1996—Eric Franson

**VANDERBILT**

1976—Jeffrey Fosnes

**VILLANOVA**

1983—John Pinone

**VIRGINIA**

1973—James Hobgood

**VMI**

1969—John Mitchell  
1971—Jan Essenburg  
1977—William Bynum III  
1981—Andrew Kolesar  
1987—Gay Elmore Jr.  
1996—Bobby Prince

**VIRGINIA TECH**

1972—Robert McNeer

**WABASH**

1976—Len Fulkerson

**WAKE FOREST**

1969—Jerry Montgomery  
1994—Marcus Blucas  
1996—Rusty LaRue

**WARTBURG**

1972—David Platte  
1974—Fred Waldstein  
1991—Dan Nettleton

**WASHINGTON**

1970—Vincent Stone  
1974—Raymond Price  
1987—Rodney Ripley

**WASHINGTON (MD.)**

1979—Joseph Wilson  
1990—Tim Keehan  
1998—Bradd Burkhart

**WASHINGTON-ST. LOUIS**

1991—Jed Bargaen

**WASH. & JEFF.**

1970—Terry Evans  
1981—David Damico

**WASH. & LEE**

1983—Brian Hanson  
1984—John Graves

**WEBER ST.**

1980—Mark Mattos  
1985—Kent Hagan

**WESLEYAN (CONN.)**

1973—Brad Rogers  
1974—Richard Fairbrother  
1977—Steve Malinowski  
1982—Steven Maizes  
1985—Gregory Porydzy

**WEST VIRGINIA**

2006—Johannes Herber

**WESTERN CARO.**

1982—Gregory Dennis  
1987—Richard Rogers

**WESTERN ILL.**

1984—Todd Hutcheson

**WESTMINSTER (PA.)**

1967—John Fontanella

**WHEATON (ILL.)**

1995—Nathan Frank

**WHITTIER**

1977—Rodney Snook

**WICHITA ST.**

1969—Ronald Mendell  
1991—Paul Guffrovich

**WIDENER**

1983—Louis DeRogatis

**WILLIAM & MARY**

1985—Keith Cieplicki  
2004—Adam Hess

**WILLIAMS**

1965—Edgar Coolidge III  
1986—Timothy Walsh

**WISCONSIN**

1987—Rodney Ripley

**WIS.-OSHKOSH**

1998—Joe Imhoff

**WIS.-PLATTEVILLE**

1993—T.J. Van Wier

**WIS.-STEVENS POINT**

1983—John Mack

**WITTENBERG**

1984—Jay Ferguson  
1996—Scott Schwartz

**WOOSTER**

1995—Scott Meech  
2005—Matt Schlingman  
2006—Kyle Witucky

**WRIGHT ST.**

1978—Alan McGee

**XAVIER**

1975—Peter Accetta  
1981—Gary Massa

**YALE**

1967—Richard Johnson  
1968—Robert McCallum Jr.

**YORK (PA.)**

2006—Brandon Bushey





# **Coaching Records**

All-Divisions Coaching Records .....	146
Division I Coaching Records.....	147
Division II Coaching Records .....	168
Division III Coaching Records .....	170



# All-Divisions Coaching Records

Some of the won-lost records included in this coaches section have been adjusted because of action by the NCAA Council or the NCAA Executive Committee to forfeit particular regular-season games or vacate particular NCAA tournament games.

## Coaches with at Least 500 Career Wins

(This list includes all coaches who have won at least 500 games regardless of classification with a minimum 10 head coaching seasons at NCAA schools.)

Coach (Alma Mater), Teams Coached, Tenure	Yrs.	Won	Lost	Pct.
1. Dean Smith (Kansas 1953) North Carolina 1962-97	36	879	254	.776
2. Adolph Rupp (Kansas 1923) Kentucky 1931-52, 54-72	41	876	190	.822
3. Bob Knight (Ohio St. 1962) Army 1966-71, Indiana 72-2000, Texas Tech 02-06*	40	869	350	.713
4. Don Meyer (Northern Colo. 1967) Hamline 1973-75, Lipscomb 76-99, Northern St. 2000-06*	34	841	285	.747
5. Jim Phelan (La Salle 1951) Mt. St. Mary's 1955-2003	49	830	524	.613
6. Clarence "Big House" Gaines (Morgan St. 1945) Winston-Salem 1947-93	47	828	447	.649
7. Jerry Johnson (Fayetteville St. 1951) LeMoyne-Owen 1959-2005	47	821	447	.647
8. Herb Magee (Philadelphia U. 1963) Philadelphia U. 1968-2006*	39	813	317	.719
9. Eddie Sutton (Oklahoma St. 1958) Creighton 1970-74, Arkansas 75-85, Kentucky 86-89, Oklahoma St. 91-2006	36	798	315	.717
10. Lefty Driesell (Duke 1954) Davidson 1961-69, Maryland 70-86, James Madison 89-97, Georgia St. 98-2003	41	786	394	.666
11. Lou Henson (New Mexico St. 1955) Hardin-Simmons 1963-66, Illinois 76-96, New Mexico St. 67-75, 98-2005	41	779	412	.654
12. Henry Iba [Westminster (Mo.) 1928] Northwest Mo. St. 1930-33, Colorado 34, Oklahoma St. 35-70	41	764	339	.693
13. Lute Olson (Augsburg 1956) Long Beach St. 1974, Iowa 75-83, Arizona 84-2006*	33	760	269	.739
14. Ed Diddle (Centre 1921) Western Ky. 1923-64	42	759	302	.715
15. Mike Krzyzewski (Army 1969) Army 1976-80, Duke 81-2006*	31	753	250	.751
16. Phog Allen (Kansas 1906) Baker 1906-08, Haskell 09, Central Mo. St. 13-19, Kansas 08-09, 20-56	48	746	264	.739
17. John Chaney (Bethune-Cookman 1955) Cheyney 1973-82, Temple 83-2006	34	741	312	.704
18. Jim Calhoun (American Int'l 1968) Northeastern 1973-86, Connecticut 87-2006*	34	733	314	.700
19. Jerry Tarkanian (Fresno St. 1955) Long Beach St. 1969-73, UNLV 74-92, Fresno St. 96-2002	31	729	201	.784
20. Norm Stewart (Missouri 1956) UNI 1962-67, Missouri 68-99	38	728	374	.661
21. Jim Boeheim (Syracuse 1966) Syracuse 1977-2006*	30	726	253	.742
22. Ray Meyer (Notre Dame 1938) DePaul 1943-84	42	724	354	.672
23. Don Haskins (Oklahoma St. 1952) UTEP 1962-99	38	719	353	.671
24. Glenn Robinson (West Chester 1967) Frank. & Marsh. 1972-2006*	35	710	254	.737
25. Dick Sauer (Slippery Rock 1951) Albany (N.Y.) 1956-87, 89-97	41	702	330	.680
26. Denny Crum (UCLA 1958) Louisville 1972-2001	30	675	295	.696
27. Dave Robbins (Catawba 1966) Virginia Union 1979-2006*	28	668	180	.788

Coach (Alma Mater), Teams Coached, Tenure	Yrs.	Won	Lost	Pct.
28. Dennis Bridges (Ill. Wesleyan 1961) Ill. Wesleyan 1966-2001	36	666	320	.675
29. John Wooden (Purdue 1932) Indiana St. 1947-48, UCLA 49-75	29	664	162	.804
30. Ralph Miller (Kansas 1942) Wichita St. 1952-64, Iowa 65-70, Oregon St. 71-89	38	657	382	.632
31. Jim Smith (Marquette 1956) St. John's (Minn.) 1965-2006*	42	650	455	.588
32. Gene Bartow (Truman 1953) Central Mo. St. 1962-64, Valparaiso 65-70, Memphis 71-74, Illinois 75, UCLA 76-77, UAB 79-96	34	647	353	.647
33. Ed Adams (Tuskegee 1934) N.C. Central 1935-36, Tuskegee 37-49, Texas Southern 50-58	24	643	153	.808
34. Billy Tubbs (Lamar 1958) Southwestern (Tex.) 1972-73, Oklahoma 81-94, TCU 95-2002, Lamar 1977-80, 2004-06	31	641	340	.653
35. Marv Harshman (Pacific Lutheran 1942) Pacific Lutheran 1946-58, Washington St. 59-71, Washington 72-85	40	637	443	.590
36. Hugh Durham (Florida St. 1959) Florida St. 1967-78, Georgia 79-95, Jacksonville 98-2005	37	633	429	.596
37. John Lance (Pittsburg St. 1918) Southwestern Okla. 1919-22, Pittsburg St. 23-34, 36-63	44	632	340	.650
38. Ken Anderson (Wis.-Eau Claire 1955) Wis.-Eau Claire 1969-95	27	631	152	.806
39. Cam Henderson (Salem 1917) Muskingum 1920-23, Davis & Elkins 24-35, Marshall 36-55	36	630	243	.722
39. Ed Messbarger (Northwest Mo. St. 1956) Benedictine Hts. 1958-60, Dallas 61-63, St. Mary's (Tex.) 64-78, Angelo St. 79-98	41	630	518	.549
41. Norm Sloan (North Carolina St. 1951) Presbyterian 1952-55, Citadel 57-60, Florida 61-66, North Carolina St. 67-80, Florida 81-89	37	624	393	.614
42. Dean Nicholson (Central Wash. 1950) Central Wash. 1965-90	26	620	199	.757
42. Bob Chipman (Kansas St. 1973) Washburn 1980-2006*	27	620	221	.737
44. Tom Murphy (Springfield 1960) Hamilton 1971-2004, Utica/Rome 06*	35	618	274	.693
45. Jerry Steele (Wake Forest 1961) Guilford 1963-70, High Point 73-2003	39	609	486	.556
46. Slats Gill (Oregon St. 1924) Oregon St. 1929-64	36	599	393	.604
47. Abe Lemons (Oklahoma City 1949) Tex.-Pan American 1974-76, Texas 77-82, Oklahoma City 83-90, 84-90	34	597	344	.634
48. John Thompson (Providence 1964) Georgetown 1973-99	27	596	239	.714
49. Dick Reynolds (Otterbein 1965) Otterbein 1973-2006*	34	595	330	.643
50. Guy Lewis (Houston 1947) Houston 1957-86	30	592	279	.680
51. Joe Hutton (Carleton 1924) Hamline 1932-65	34	591	207	.741
52. Dom Rosselli (Geneva 1939) Youngstown St. 1941-42, 47-82	38	590	387	.604
53. Jerry Sloum [King's (N.Y.) 1975] Nyack 1976-87, Geneva 1988-96, Gannon 97-2005*	31	587	346	.629
54. Tom Davis (Wis.-Platteville 1960) Lafayette 1972-77, Boston College 78-82, Stanford 83-86, Iowa 87-99, Drake 2004-06*	31	581	340	.631
55. Dan McCarrell (North Park 1961) North Park 1968-84, Minn. St. Mankato 85-2001	34	579	347	.625
56. Fred Hobdy (Grambling 1949) Grambling 1957-86	30	571	287	.666
57. Eldon Miller (Wittenberg 1961) Wittenberg 1963-70, Western Mich. 71-76, Ohio St. 77-86, UNI 87-98	36	568	419	.575
58. Bob Huggins (West Virginia 1977) Walsh 1981-83, Akron 85-89, Cincinnati 90-2005, Kansas St.*	24	567	199	.740
59. Davey Whitney (Kentucky St. 1953) Texas Southern 1965-69, Alcorn St. 70-89, 97-2003	32	566	356	.614
59. Tom Penders (Connecticut 1967) Tufts 1972-74, Columbia 75-78, Fordham 79-86, Rhode Island 87-88, Texas 89-98, George Washington 99-2001, Houston 05-06*	32	566	385	.595
61. Gale Catlett (West Virginia 1963) Cincinnati 1973-78, West Virginia 79-2002	30	565	325	.635
62. Glenn Van Wieren (Hope 1964) Hope 1978-2006*	29	564	194	.744
63. Rudy Marisa (Penn St. 1956) Waynesburg 1970-2003	34	563	300	.652
63. Gary Colson (Lipscomb 1956) Valdosta St. 1959-68, Pepperdine 69-79, New Mexico 81-88, Fresno St. 91-95	34	563	385	.594
65. Dick Whitmore (Bowdoin 1965) Colby 1971-2001, 03-06*	35	562	291	.659
66. John Kresse [St. John's (N.Y.) 1964] Col. of Charleston 1980-2002	23	560	143	.797
66. Gary Williams (Maryland 1968) American 1979-82, Boston College 83-86, Ohio St. 87-89, Maryland 90-2006*	28	560	319	.637

Photo by Rich Clarkson/NCAA Photos



**In Division I men's basketball, coach Dean Smith of North Carolina holds the record for most all-time victories — for now. Heading into this season, coach Bob Knight of Texas Tech was only 10 wins behind Smith's mark.**



	Coach (Alma Mater), Teams Coached, Tenure	Yrs.	Won	Lost	Pct.
68.	Charles Chronister (East Stroudsburg 1963) Bloomsburg 1972-2002.....	31	559	288	.660
69.	Tony Hinkle (Chicago 1921) Butler 1927-42, 46-70.....	41	558	392	.587
70.	Bill Knaption (Wis-La Crosse 1952) Beloit 1958-97.....	40	555	344	.617
70.	Homer Drew (William Jewell 1966) Bethel (Ind.) 1977-87, Ind.-South Bend 88, Valparaiso 89-2002, 04-06*.....	29	555	347	.615
72.	Bob Bessoir (Scranton 1955) Scranton 1973-2001.....	29	554	263	.678
73.	Glenn Wilkes (Mercer 1950) Stetson 1958-93.....	36	551	436	.558
74.	Frank McGuire [St. John's (N.Y.) 1936] St. John's (N.Y.) 1948-52, North Carolina 53-61, South Carolina 65-80.....	30	549	236	.699
74.	Bruce Webster (Rutgers 1959) Bridgeport 1966-99.....	34	549	405	.575
76.	Mike Montgomery (Long Beach St. 1968) Montana 1979-86, Stanford 87-2004.....	26	547	244	.692
77.	Sam Moir (Appalachian St. 1950) Catawba 1961-94..	34	546	399	.578
78.	Jim Burson (Muskingum 1963) Muskingum 1968-2005.....	38	543	425	.561
79.	Chet Kammerer [Grace (Ind.) 1964] Grace (Ind.) 1966-75, Westmont 76-92.....	27	542	261	.675
80.	Ed Douma (Calvin 1973) Alma 1974, Lake Superior St. 75-78, Kent St. 79-82, UNC Greensboro 83-84, Calvin 85-96, Hillsdale 99-2006*.....	31	540	291	.650
81.	Bob Davis [Georgetown (Ky.) 1950] High Point 1951-53, Georgetown (Ky.) 54-73, Auburn 74-78.....	28	538	277	.660
82.	C. Alan Rowe (Villanova 1953) Widener 1966-98.....	33	536	324	.623
83.	Cliff Ellis (Florida St. 1968) South Ala. 1976-84, Clemson 85-94, Auburn 95-2004.....	29	534	337	.613
83.	Tom Smith (Valparaiso 1967) Central Mo. St. 1976-80, Valparaiso 81-88, Mo. Western St. 89-2006*.....	31	534	352	.603
83.	Harry Miller (Eastern N.M. 1951) Western St. 1953-58, Fresno St. 61-65, Eastern N.M. 66-70, North Texas 71, Wichita St. 72-78, Stephen F. Austin 79-88.....	34	534	374	.588
86.	Bill C. Foster (Carson-Newman 1958) Shorter 1963-67, Charlotte 71-75, Clemson 76-84, Miami (Fla.) 86-90, Virginia Tech 92-97.....	30	532	325	.621
87.	Gene Keady (Kansas St. 1958) Western Ky. 1979-80, Purdue 81-2005.....	27	531	306	.634
88.	Lou Carnesecca [St. John's (N.Y.) 1946] St. John's (N.Y.) 1966-70, 74-92.....	24	526	200	.725
88.	Dave Bliss (Cornell 1965) Oklahoma 1976-80, Southern Methodist 81-88, New Mexico 89-99, Baylor 2000-03.....	28	526	328	.616
90.	Steve Moore (Wittenberg 1974) Muhlenberg 1982-87, Wooster 88-2006*.....	25	525	168	.758
90.	Pete Carril (Lafayette 1952) Lehigh 1967, Princeton 68-96.....	30	525	273	.658
90.	Gene Mehaffey (Southern Methodist 1954) Carson-Newman 1968-78, Ohio Wesleyan 80-99.....	31	525	384	.578
93.	Tom Young (Maryland 1958) Catholic 1959-67, American 70-73, Rutgers 74-85, Old Dominion 86-91.....	31	524	328	.615
93.	Ben Jobe (Fisk 1956) Talladega 1965-67, Alabama St. 68, South Carolina St. 69-73, Denver 79-80, Alabama A&M 83-86, Tuskegee 97-2000, Southern U. 1987-96, 2002-03.....	31	524	333	.611

	Coach (Alma Mater), Teams Coached, Tenure	Yrs.	Won	Lost	Pct.
95.	Fred Enke (Minnesota 1921) Louisville 1924-25, Arizona 26-61.....	38	523	344	.603
95.	Ben Braun (Wisconsin 1975) Siena Heights 1978-85, Eastern Mich. 86-96, California 97-2006*.....	29	523	364	.590
97.	Larry Hunter (Ohio 1971) Wittenberg 1977-89, Ohio 90-2001, Western Caro. 06*.....	26	522	241	.684
98.	David Hixon (Amherst 1975) Amherst 1978-2006*.....	29	520	220	.703
99.	Arthur McAfee (Wichita St. 1951) Lane 1961, Mississippi Val. 62, Lincoln (Mo.) 63, Bishop 64-65, Morehouse 66-2000.....	40	516	510	.503
100.	Rollie Massimino (Vermont 1956) Stony Brook 1970-71, Villanova 74-92, UNLV 93-94, Cleveland St. 97-2003.....	30	515	391	.568
101.	Pat Douglass (Pacific 1972) Mont. St.-Billings 1982-87, Cal St. Bakersfield 88-97, UC Irvine 98-2006*.....	25	514	239	.683
101.	Arad McCutchan (Evansville 1934) Evansville 1947-77	31	514	314	.621
101.	Jim Gudger (Western Caro. 1942) Western Caro. 1951-69, Tex. A&M-Commerce 70-83.....	33	514	415	.553
104.	Richard Schmidt (Western Ky. 1964) Vanderbilt 1980-81, Tampa 84-2006*.....	25	512	222	.698
104.	Don DeVoe (Ohio St. 1964) Virginia Tech 1972-76, Wyoming 77-78, Tennessee 79-89, Florida 90, Navy 93-2004.....	31	512	387	.568
106.	Paul Webb (William & Mary 1951) Randolph-Macon 1957-75, Old Dominion 76-85.....	29	511	257	.665
107.	Buzz Levick (Drake 1950) Wartburg 1966-93.....	28	510	225	.694
107.	Herbert Greene (Auburn 1967) Aub.-Montgomery 1976-77, Columbus St. 82-2006*.....	27	510	270	.654
107.	Aubrey Bonham (UNI 1927) Whittier 1938-43, 46-68.....	29	510	285	.642
110.	Nolan Richardson (UTEP 1965) Tulsa 1981-85, Arkansas 86-2002.....	22	509	207	.711
110.	Don Lane [Union (Ky.) 1965] Transylvania 1976-2001	26	509	241	.679
110.	C.M. Newton (Kentucky 1952) Transylvania 1956-64, 66-68, Alabama 69-80, Vanderbilt 82-89.....	32	509	375	.576
113.	Hec Edmundson (Idaho 1909) Idaho 1917-18, Washington 21-47.....	29	508	204	.713
114.	Leo Nicholson (Washington 1925) Central Wash. 1930-43, 46-64.....	33	505	281	.642
114.	Gerald Stockton (Oklahoma St. 1953) Sul Ross St. 1967-68, Midwestern St. 71-94.....	26	505	363	.582
116.	Harold Anderson (Otterbein 1924) Toledo 1935-42, Bowling Green 43-63.....	29	504	226	.690
117.	Jerry Welsh (Ithaca 1958) Potsdam St. 1969, 71-91, Iona 92-95.....	26	502	205	.710
118.	Ed Martin (N.C. A&T 1951) South Carolina St. 1956-68, Tennessee St. 69-85.....	30	501	254	.664
118.	Bobby Vaughan (Virginia St. 1948) Elizabeth City St. 1952-66, 68-86.....	34	501	363	.580
120.	Cal Luther (Valparaiso 1951) DePauw 1955-58, Murray St. 59-74, Longwood 82-90, Tenn.-Martin 91-99, Bethel (Tenn.) 2000.....	39	500	489	.506

\*active

COACHING RECORDS

## Division I Coaching Records

### Winningest Active Coaches

(Minimum five years as a Division I head coach; includes record at four-year U.S. colleges only.)

#### BY PERCENTAGE

No.	Coach	Team	Yrs.	Won	Lost	Pct.
1.	Mark Few	Gonzaga	7	188	41	.821
2.	Roy Williams	North Carolina	18	493	124	.799
3.	Bruce Pearl	Tennessee	14	339	92	.787
4.	Bo Ryan	Wisconsin	22	495	152	.765
5.	Thad Matta	Ohio St.	6	148	49	.751
6.	Mike Krzyzewski	Duke	31	753	250	.751
7.	Jim Boeheim	Syracuse	30	726	253	.742
8.	Bob Huggins	Kansas St.	24	567	199	.740
9.	Lute Olson	Arizona	33	760	269	.739
10.	Tubby Smith	Kentucky	15	365	133	.733
11.	Bruce Weber	Illinois	8	192	70	.733
12.	Rick Pitino	Louisville	20	470	172	.732
13.	John Calipari	Memphis	14	337	129	.723
14.	Bob Knight	Texas Tech	40	869	350	.713
15.	Danny Kaspar	Stephen F. Austin	15	312	128	.709
16.	Tom Izzo	Michigan St.	11	255	109	.701
17.	Jim Calhoun	Connecticut	34	733	314	.700

No.	Coach	Team	Yrs.	Won	Lost	Pct.
18.	Billy Donovan	Florida	12	260	119	.686
19.	Larry Hunter	Western Caro.	26	522	241	.684
20.	Bill Self	Kansas	13	279	129	.684
21.	Pat Douglass	UC Irvine	25	514	239	.683
22.	Skip Prosser	Wake Forest	13	276	130	.680
23.	Gregg Marshall	Winthrop	8	165	78	.679
24.	L. Vann Pettaway	Alabama A&M	20	397	194	.672
25.	Stew Morrill	Utah St.	20	408	201	.670
26.	Jeff Price	Ga. Southern	13	256	127	.668
27.	Mark Gottfried	Alabama	11	230	119	.659
28.	Fran Dunphy	Temple	17	310	163	.655
29.	Todd Lickliter	Butler	5	102	54	.654
30.	Blaine Taylor	Old Dominion	12	235	125	.653
31.	Rick Barnes	Texas	19	393	210	.652
32.	Tom Crean	Marquette	7	141	76	.650
33.	Rick Stansbury	Mississippi St.	8	164	90	.646
34.	Tim Floyd	Southern California	13	260	143	.645
35.	Bobby Lutz	Charlotte	17	334	185	.644
36.	John Giannini	La Salle	17	321	178	.643
37.	Kelvin Sampson	Indiana	23	456	256	.640
38.	Mike Brey	Notre Dame	11	217	122	.640
39.	Phil Martelli	St. Joseph's	11	222	125	.640

No. Coach	Team	Yrs.	Won	Lost	Pct.
40. Gary Williams.....	Maryland.....	28	560	319	.637
41. Greg McDermott.....	Iowa St.....	12	221	127	.635
42. Rick Byrd.....	Belmont.....	25	493	284	.634
43. Steve Alford.....	Iowa.....	15	291	169	.633
44. Ben Howland.....	UCLA.....	12	229	134	.631
45. Tom Davis.....	Drake.....	31	581	340	.631
46. John Thompson III.....	Georgetown.....	6	110	65	.629
47. John Beilein.....	West Virginia.....	24	449	266	.628
48. Bobby Gonzalez.....	Seton Hall.....	7	129	77	.626
49. Dana Altman.....	Creighton.....	17	321	197	.620
50. Karl Hobbs.....	George Washington.....	5	91	56	.619

No. Coach	Team	Yrs.	Won	Lost	Pct.
51. Herb Sendek.....	Arizona St.....	13	254	158	.617
52. Homer Drew.....	Valparaiso.....	29	555	347	.615
53. Paul Hewitt.....	Georgia Tech.....	9	173	110	.611
54. Jay Wright.....	Villanova.....	12	226	144	.611
55. Buzz Peterson.....	Coastal Caro.....	10	186	119	.610
56. Perry Watson.....	Detroit.....	13	243	156	.609
57. Kevin Stallings.....	Vanderbilt.....	13	245	159	.606
58. Dave Odom.....	South Carolina.....	20	377	245	.606
59. Ray Giaconelli.....	Utah.....	9	160	104	.606
60. Larry Eustachy.....	Southern Miss.....	15	281	183	.606
61. Greg Jackson.....	Delaware St.....	15	252	165	.604
62. Pat Flannery.....	Bucknell.....	17	293	194	.602

**(Coaches with fewer than five years as a Division I head coach; includes record at four-year U.S. colleges only.)**

No. Coach	Team	Yrs.	Won	Lost	Pct.
1. Mike Lonergan.....	Vermont.....	13	264	105	.715
2. Jim Yarbrough.....	Southeastern La.....	6	113	54	.677
3. Tony Shaver.....	William & Mary.....	20	381	183	.676
4. Ken Bone.....	Portland St.....	14	269	134	.667
5. Bart Lundy.....	High Point.....	8	163	82	.665
6. Jerry Slocum.....	Youngstown St.....	31	587	346	.629
7. Jim Ferry.....	Long Island.....	8	147	88	.626
8. Keith Dambrot.....	Akron.....	8	150	90	.625

**BY VICTORIES**

No. Coach, Team	Won
1. Bob Knight, Texas Tech.....	869
2. Lute Olson, Arizona.....	760
3. Mike Krzyzewski, Duke.....	753
4. Jim Calhoun, Connecticut.....	733
5. Jim Boeheim, Syracuse.....	726
6. Tom Davis, Drake.....	581
7. Bob Huggins, Kansas St.....	567
8. Tom Penders, Houston.....	566
9. Gary Williams, Maryland.....	560
10. Homer Drew, Valparaiso.....	555
11. Ben Braun, California.....	523
12. Larry Hunter, Western Caro.....	522
13. Pat Douglass, UC Irvine.....	514
14. Bo Ryan, Wisconsin.....	495
15. Roy Williams, North Carolina.....	493
15. Rick Byrd, Belmont.....	493
17. Rick Pitino, Louisville.....	470
18. Kelvin Sampson, Indiana.....	456
19. John Beilein, West Virginia.....	449
20. Pat Kennedy, Towson.....	433
21. Dave Bickel, Sacred Heart.....	427
22. Stew Morrill, Utah St.....	408
22. Don Maestri, Troy.....	408
24. L. Vann Pettaway, Alabama A&M.....	397
25. Rick Barnes, Texas.....	393
26. Mike Deane, Wagner.....	381

No. Coach, Team	Won
27. Tom Green, Fairleigh Dickinson.....	378
28. Dave Odom, South Carolina.....	377
29. Tubby Smith, Kentucky.....	365
30. Bob Thomason, Pacific.....	363
30. Jim Larranaga, George Mason.....	363
32. Greg Kampe, Oakland.....	358
33. Lon Kruger, UNLV.....	352
34. Bruce Pearl, Tennessee.....	339
35. John Calipari, Memphis.....	337
36. Bobby Lutz, Charlotte.....	334
37. Dave Loos, Austin Peay.....	332
38. Riley Wallace, Hawaii.....	331
39. Fang Mitchell, Coppin St.....	330
40. Rob Spivey, Southern U.....	323
41. John Giannini, La Salle.....	321
41. Dana Altman, Creighton.....	321
43. Al Skinner, Boston College.....	313
43. Jim Crews, Army.....	313
45. Danny Kaspar, Stephen F. Austin.....	312
46. Fran Dunphy, Temple.....	310
46. Cy Alexander, Tennessee St.....	310
48. Royce Waltman, Indiana St.....	309
49. Bob Williams, UC Santa Barb.....	307
50. Oliver Purnell, Clemson.....	301
51. Pat Flannery, Bucknell.....	293
52. Steve Alford, Iowa.....	291
53. Bob McKillop, Davidson.....	282

No. Coach, Team	Won
54. Larry Eustachy, Southern Miss.....	281
55. Frank Sullivan, Harvard.....	280
56. Bill Self, Kansas.....	279
57. Ralph Willard, Holy Cross.....	278
58. Skip Prosser, Wake Forest.....	276
59. Mike Dement, UNC Greensboro.....	274
60. Jim Baron, Rhode Island.....	273
61. Charlie Coles, Miami (Ohio).....	267
62. Leonard Hamilton, Florida St.....	265
63. Billy Donovan, Florida.....	260
63. Tim Floyd, Southern California.....	260
65. Seth Greenberg, Virginia Tech.....	258
66. Jeff Price, Ga. Southern.....	256
66. John Brady, LSU.....	256
68. Tom Izzo, Michigan St.....	255
69. Herb Sendek, Arizona St.....	254
69. Dale Loyer, Colorado St.....	254
69. Ernie Kent, Oregon.....	254
72. Greg Jackson, Delaware St.....	252
73. Bill Herrion, New Hampshire.....	249
74. Kevin Stallings, Vanderbilt.....	245
75. Perry Watson, Detroit.....	243
76. Blaine Taylor, Old Dominion.....	235
77. Dennis Wolff, Boston U.....	234
78. Jeff Jones, American.....	233
79. Mark Gottfried, Alabama.....	230
79. Dick Davey, Santa Clara.....	230
81. Ben Howland, UCLA.....	229

No. Coach, Team	Won
82. Jay Wright, Villanova.....	226
83. Phil Martelli, St. Joseph's.....	222
83. Ronnie Arrow, Tex. A&M Corp. Chris.....	222
85. Greg McDermott, Iowa St.....	221
85. Al Walker, Binghamton.....	221
87. Mike Brey, Notre Dame.....	217
88. Steve Fisher, San Diego St.....	214
89. Kirk Speraw, UCF.....	209
90. Brad Holland, San Diego.....	205

**(Coaches with fewer than five years as a Division I head coach; includes record at four-year U.S. colleges only.)**

No. Coach, Team	Won
1. Jerry Slocum, Youngstown St.....	587
2. Tony Shaver, William & Mary.....	381
3. Rick Scruggs, Gardner-Webb.....	353
4. Jim Whitesell, Loyola (Ill.).....	310
5. George Pfeifer, Idaho.....	296
6. Ken Bone, Portland St.....	269
7. Mike Lonergan, Vermont.....	264

**Winningest Coaches All-Time**

(Minimum 10 head coaching seasons in Division I)

**BY PERCENTAGE**

Coach, team coached & tenure	Yrs.	Won	Lost	Pct.
1. Clair Bee, Rider 1929-31, Long Island 1932-43, 46-51.....	21	412	87	.826
2. Adolph Rupp, Kentucky 1931-52, 54-72.....	41	876	190	.822
3. John Wooden, Indiana St. 1947-48, UCLA 49-75.....	29	664	162	.804
4. Roy Williams, Kansas 1989-2003, North Carolina 04-06*.....	18	493	124	.799
5. John Kresse, Col. of Charleston 1980-02.....	23	560	143	.797
6. Jerry Tarkanian, Long Beach St. 1969-73, UNLV 74-92, Fresno St. 96-2002.....	31	729	201	.784
7. Francis Schmidt, Tulsa 1916-17, 19-22, Arkansas 24-29, TCU 30-34.....	17	258	72	.782
8. Dean Smith, North Carolina 1962-97.....	36	879	254	.776
9. Jack Ramsay, St. Joseph's 1956-66.....	11	231	71	.765
10. Frank Keane, Rhode Island 1921-48.....	28	401	124	.764
11. George Keogan, Wis.-Superior 1913-14, St. Louis 16, St. Thomas (Minn.) 18, Allegheny 19, Valparaiso 20-21, Notre Dame 24-43#.....	27	414	127	.764

Coach, team coached & tenure	Yrs.	Won	Lost	Pct.
12. Vic Bubas, Duke 1960-69.....	10	213	67	.761
13. Harry Fisher, Fordham 1905, Columbia 1907-16, St. John's (N.Y.) 1910, Army 07, 22-23, 25.....	16	189	60	.759
14. Mike Krzyzewski, Army 1976-80, Duke 81-2006*.....	31	753	250	.751
15. Fred Bennon, Brigham Young 1909-10, Utah 11-14, Montana St. 15-19.....	11	95	32	.748
16. Chick Davies, Duquesne 1925-43, 47-48.....	21	314	106	.748
17. Ray Mears, Wittenberg 1957-62, Tennessee 63-77.....	21	399	135	.747
18. Edward McNichol, Penn 1921-30.....	10	186	63	.747
19. Rick Majerus, Marquette 1984-86, Ball St. 88-89, Utah 1990-2004.....	20	422	147	.742
20. Jim Boeheim, Syracuse 1977-2006*.....	30	726	253	.742
21. Al McGuire, Belmont Abbey 1958-64, Marquette 65-77.....	20	406	142	.741
22. Bob Huggins, Walsh 1981-83, Akron 85-89, Cincinnati 90-2005, Kansas St.*.....	24	567	199	.740
23. Phog Allen, Baker 1906-08, Haskell 09, Central Mo. St. 13-19, Kansas 08-09, 20-56.....	50	746	264	.739
24. Lute Olson, Long Beach St. 1974, Iowa 75-83, Arizona 84-2006*.....	33	760	269	.739
25. Everett Case, North Carolina St. 1947-65.....	19	377	134	.738
26. Arthur Schabinger, Ottawa 1917-20, Emporia St. 21-22, Creighton 23-35.....	19	245	88	.736

	Coach, team coached & tenure	Yrs.	Won	Lost	Pct.
27.	G. Ott Romney, Montana St. 1923-28, Brigham Young 29-35	13	283	102	.735
28.	Doc Meanwell, Wisconsin 1912-17, Missouri 18, Wisconsin 21-34	22	280	101	.735
29.	Tubby Smith, Tulsa 1992-95, Georgia 96-97, Kentucky 98-2006*	15	365	133	.733
30.	Rick Pitino, Boston U. 1979-83, Providence 86-87, Kentucky 90-97, Louisville 2002-06*	20	470	172	.732
31.	Henry Lannigan, Virginia 1906-29#	24	254	95	.727
32.	Lew Andreas, Syracuse 1925-50	25	358	135	.726
33.	Lou Carnesecca, St. John's (N.Y.) 1966-70, 74-92	24	526	200	.725
34.	Fred Schaus, West Virginia 1955-60, Purdue 1973-78	12	251	96	.723
35.	John Calipari, Massachusetts 1989-96, Memphis 2001-06*	14	337	129	.723
36.	James Usilton, Temple 1927-39	13	205	79	.722
37.	Cam Henderson, Muskingum 1920-23, Davis & Elkins 24-35, Marshall 36-55	36	630	243	.722
38.	Joe Lapchick, St. John's (N.Y.) 1937-47, 57-65	20	334	130	.720
39.	Eddie Sutton, Creighton 1970-74, Arkansas 75-85, Kentucky 86-89, Oklahoma St. 91-2006	36	798	315	.717
40.	Bob Knight, Army 1966-71, Indiana 72-2000, Texas Tech 02-06*	40	869	350	.713
41.	Edmund Dollard, Syracuse 1912-24	13	151	59	.719
42.	Hugh Greer, Connecticut 1947-63	17	286	112	.719
43.	Dudey Moore, Duquesne 1949-58, La Salle 59-63	15	270	107	.716
44.	Ed Diddle, Western Ky. 1923-64	42	759	302	.715
45.	Tom Blackburn, Dayton 1948-64	17	352	141	.714
46.	John Lawther, Westminster (Pa.) 1927-36, Penn St. 37-49	23	317	127	.714
47.	John Thompson, Georgetown 1973-99	27	596	239	.714
48.	Lee Rose, Transylvania 1965-65, 69-75, Charlotte 76-78, Purdue 79-80, South Fla. 81-86	19	384	154	.714
49.	Hec Edmundson, Idaho 1917-18, Washington 21-47	29	508	204	.713
50.	Nolan Richardson, Tulsa 1981-85, Arkansas 86-2002	22	509	207	.711
51.	Edward Kelleher, St. John's (N.Y.) 1922, Fordham 23-34, 39-43, Army 44-45	19	258	105	.711
52.	Piggy Lambert, Purdue 1917-17, 19-46	29	371	152	.709
53.	John Chaney, Cheyney 1973-82, Temple 83-2006	34	741	312	.704
54.	Pat Page, Chicago 1912-20, Butler 21-26	15	257	106	.708
55.	Peck Hickman, Louisville 1945-67	23	443	183	.708
56.	Joe B. Hall, Regis (Colo.) 1960-64, Central Mo. St. 65, Kentucky 73-85	19	373	156	.705
57.	Tom Izzo, Michigan St. 1996-2006*	11	255	109	.701
58.	Jim Calhoun, Northeastern 1973-86, Connecticut 87-2006*	34	733	314	.700
59.	Harlan Dykes, Santa Clara 1927-35, St. Mary's (Cal.) 38-39	11	147	63	.700
60.	Frank McGuire, St. John's (N.Y.) 1948-52, North Carolina 53-61, South Carolina 65-80	30	549	236	.699
61.	Bennie Owen, Oklahoma 1909-21	13	113	49	.698
62.	E.C. Hayes, Mississippi St. 1912-24	12	124	54	.697
63.	Boyd Grant, Fresno St. 1978-86, Colorado St. 88-91	13	275	120	.696
64.	Denny Crum, Louisville 1972-01	30	675	295	.696
65.	Douglas R. Mills, Illinois 1937-47	11	151	66	.696
66.	Honey Russell, Seton Hall 1937-43, Manhattan 46, Seton Hall 50-60	19	310	137	.694
67.	Henry Iba, Northwest Mo. St. 1930-33, Colorado 34, Oklahoma St. 35-70	41	764	339	.693
68.	Eddie M. Cameron, Wash. & Lee 1925, Duke 29-42	15	234	104	.692
69.	Larry Weise, St. Bonaventure 1962-73	12	202	90	.692
70.	Mike Montgomery, Montana 1979-86, Stanford 87-04	26	547	244	.692
71.	Gene Smithson, Illinois St. 1976-78, Wichita St. 79-86	11	221	99	.691
72.	Zora Clevenger, Indiana 1905-06, Tennessee 12-16, Kansas St. 17-20	11	116	52	.690
73.	Harold Anderson, Toledo 1935-42, Bowling Green 43-63	29	504	226	.690
74.	Nat Holman, CCONY 1920-52, 55-56, 59-60	37	423	190	.690
75.	Ralph R. Jones, Butler 1904, Wabash 05-09, Purdue 10-12, Illinois 13-20, Lake Forest 34-39, 46	24	232	106	.686
76.	Billy Donovan, Marshall 1995-96, Florida 97-2006*	12	260	119	.686
77.	John R. Wilson, Navy 1927-46	20	204	94	.685
78.	Bill Self, Oral Roberts 1994-97, Tulsa 98-2000, Illinois 01-03, Kansas 04-06*	13	279	129	.684
79.	Larry Hunter, Wittenberg 1977-89, Ohio 90-2001, Western Caro. 06*	26	522	241	.684
80.	Herman Stegeman, Georgia 1920-31	12	170	79	.683
81.	Dana Kirk, Tampa 1967-71, Va. Commonwealth 77-79, Memphis 80-86	15	281	131	.682
82.	Skip Prosser, Loyola (Md.) 1994, Xavier 95-2001, Wake Forest 02-06*	13	276	130	.680
83.	Guy Lewis, Houston 1957-86	30	592	279	.680
84.	John Oldham, Tennessee Tech 1956-64, Western Ky. 65-71	16	260	123	.679
85.	Harry Combes, Illinois 1948-67	20	316	150	.678
86.	Digger Phelps, Fordham 1971, Notre Dame 72-91	21	419	200	.677

	Coach, team coached & tenure	Yrs.	Won	Lost	Pct.
87.	Bob King, New Mexico 1963-72, Indiana St. 76-78	13	236	113	.676
88.	Buck Read, Western Mich. 1922-49	28	358	173	.674
89.	Jack Gardner, Kansas St. 1940-42, 47-53, Utah 54-71	28	486	235	.674
90.	Leo Novak, Army 1927-39	13	126	61	.674
91.	J.R. Crozier, Wake Forest 1906-17	12	95	46	.674
92.	Roy Skinner, Vanderbilt 1959-59, 62-76	16	278	135	.673
93.	Thomas Haggerty, DePaul 1937-40, Loyola (Ill.) 46-50, Loyola (La.) 51-53	12	224	109	.673
94.	Alex Severence, Villanova 1937-61	25	413	201	.673
95.	Ray Meyer, DePaul 1943-84	42	724	354	.672
96.	Don Haskins, UTEP 1962-99	38	719	353	.671
97.	Stew Morrill, Montana 1987-91, Colorado St. 92-98, Utah St. 99-2006*	20	408	201	.670
98.	Dutch Hermann, Penn St. 1916-17, 20-32	15	148	73	.670
99.	Don Corbett, Lincoln (Mo.) 1972-79, N.C. A&T 80-93	22	413	204	.669
100.	Ozzie Cowles, Carleton 1925-30, Wis.-River Falls 33-36, Dartmouth 37-43, 45-46, Michigan 47-48, Minnesota 49-59	32	421	208	.669
101.	Jim Harrick, Pepperdine 1980-88, UCLA 89-96, Rhode Island 98-99, Georgia 2000-03	23	470	233	.669
102.	Neil Cohalan, Manhattan 1930-42	13	165	82	.668
103.	Charles Moir, Roanoke 1968-73, Tulane 74-76, Virginia Tech 77-87	20	392	196	.667
104.	Jack Gray, Texas 1937-42, 46-51	12	194	97	.667
105.	Neil McCarthy, Weber St. 1975-85, New Mexico St. 86-97	22	431	216	.666
106.	Lefty Driesell, Davidson 1961-69, Maryland 70-86, James Madison 89-97, Georgia St. 98-2003	41	786	394	.666
107.	Harold Bradley, Hartwick 1948-50, Duke 51-59, Texas 60-67	20	337	169	.666
108.	Wimp Sanderson, Alabama 1981-92, Ark.-Little Rock 95-99	17	350	176	.665
109.	Hank Crisp, Alabama 1924-42, 46	20	264	133	.665
110.	Edward J. Stewart, Mount Union 1908, Purdue 09, Oregon St. 12-16, Nebraska 17-19, Texas 24-27, UTEP 28	15	193	93	.663
111.	Branch McCracken, Ball St. 1931-38, Indiana 39-43, 47-65	32	450	231	.661
112.	Norm Stewart, UNI 1962-67, Missouri 68-99	38	728	374	.661
113.	W.O. Hamilton, William Jewell 1899-1900, 07-08, Kansas 1910-19	14	144	74	.661
114.	Dave Gavitt, Dartmouth 1968-69, Providence 70-79	12	227	117	.660
115.	Terry Holland, Davidson 1970-74, Virginia 75-90	21	418	216	.659
116.	Mike Gottfried, Murray St. 1996-98, Alabama 99-2006*	11	230	119	.659
117.	Harry Litwack, Temple 1953-73	21	373	193	.659
118.	Pete Carril, Lehigh 1967, Princeton 68-96	30	525	273	.658
119.	Pete Newell, San Francisco 1947-50, Michigan St. 51-54, California 55-60	14	234	123	.655
120.	Louis Cooke, Minnesota 1898-1924#	27	242	127	.655
121.	Fran Dunphy, Penn 1990-2006, Temple*	17	310	163	.655
122.	Dick Tarrant, Richmond 1982-93	12	239	126	.655
123.	Lou Henson, Hardin-Simmons 1963-66, Illinois 76-96, New Mexico St. 67-75, 1998-2005	41	779	412	.654
124.	Billy Tubbs, Southwestern (Tex.) 1972-73, Lamar 77-80, Oklahoma 81-94, TCU 95-2002, Lamar 04-06	31	641	340	.653
125.	Blaine Taylor, Montana 1992-98, Old Dominion 2002-06*	12	235	125	.653
126.	Fred Taylor, Ohio St. 1959-76	18	297	158	.653
127.	Jack Hartman, Southern Ill. 1963-70, Kansas St. 71-86	24	437	233	.652
128.	Paul Evans, St. Lawrence 1974-80, Navy 81-86, Pittsburgh 87-94	21	390	208	.652
129.	Eddie Hickey, Creighton 1936-43, 47, St. Louis 48-58, Marquette 59-64	26	433	231	.652
130.	George King, Charleston (W.V.) 1957, West Virginia 61-65, Purdue 66-72	13	223	119	.652
131.	Rick Barnes, George Mason 1988, Providence 89-94, Clemson 95-98, Texas 99-2006*	19	393	210	.652
132.	Leonard Palmer, CCONY 1907-16	10	71	38	.651
133.	J. Craig Ruby, Missouri 1921-22, Illinois 23-36	16	181	97	.651
134.	John Kraft, Villanova 1962-73, Rhode Island 74-81	20	341	183	.651

\*active; # ties included in calculation the winning percentages for: George Keogan 3 ties, Henry Lannigan 1 and Louis Cooke 1.

**BY VICTORIES**

(Minimum 10 head coaching seasons in Division I)

Coach	Wins
1. Dean Smith	879
2. Adolph Rupp	876
3. Bob Knight*	869
4. Jim Phelan, Mt. St. Mary's 1955-03	830
5. Eddie Sutton	798
6. Lefty Driesell	786
7. Lou Henson	779
8. Henry Iba	764
9. Lute Olson*	760

**COACHING RECORDS**



Coach	Wins
10. Ed Diddle	759
11. Mike Krzyzewski*	753
12. Phog Allen	746
13. John Chaney	741
14. Jim Calhoun*	733
15. Jerry Tarkanian	729
16. Norm Stewart	728
17. Jim Boeheim*	726
18. Ray Meyer	724
19. Don Haskins	719
20. Denny Crum	675
21. John Wooden	664
22. Ralph Miller, Wichita St. 1952-64, Iowa 65-70, Oregon St. 71-89	657
23. Gene Bartow, Central Mo. St. 1962-64, Valparaiso 65-70, Memphis 71-74, Illinois 75, UCLA 76-77, UAB 79-96	647
24. Billy Tubbs	641
25. Marv Harshman, Pacific Lutheran 1946-58, Washington St. 59-71, Washington 72-85	637
26. Hugh Durham, Florida St. 1967-78, Georgia 79-95, Jacksonville 98-2005	633
27. Cam Henderson	630
28. Norm Sloan, Presbyterian 1952-55, Citadel 57-60, Florida 61-66, North Carolina St. 67-80, Florida 81-89	624
29. Slats Gill, Oregon St. 1929-64	599
30. Abe Lemons, Tex.-Pan American 1974-76, Texas 77-82, Oklahoma City 56-73, 84-90	597
31. John Thompson	596
32. Guy Lewis	592
33. Tom Davis, Lafayette 1972-77, Boston College 78-82, Stanford 83-86, Iowa 87-99, Drake 2004-06*	581
34. Eldon Miller, Wittenberg 1963-70, Western Mich. 71-76, Ohio St. 77-86, UNI 87-98	568
35. Bob Huggins*	567
36. Tom Penders, Tufts 1972-74, Columbia 75-78, Fordham 79-86, Rhode Island 87-88, Texas 89-98, George Washington 99-2001, Houston 05-06*	566
36. Davey L. Whitney, Texas Southern 1965-69, Alcorn St. 70-89, 97-2003	566
38. Gale Catlett, Cincinnati 1973-78, West Virginia 79-2002	565
39. Gary Colson, Valdosta St. 1959-68, Pepperdine 69-79, New Mexico 81-88, Fresno St. 91-95	563
40. John Kresse	560
40. Gary Williams, American 1979-82, Boston College 83-86, Ohio St. 87-89, Maryland 90-2006*	560
42. Tony Hinkle, Butler 1927-42, 46-70	558
43. Homer Drew, Bethel (Ind.) 1977-87, Ind.-South Bend 88, Valparaiso 89-2002, 04-06*	555
44. Glenn Wilkes, Seton 1958-93	551
45. Frank McGuire	549
46. Mike Montgomery	547
47. Cliff Ellis, South Ala. 1976-84, Clemson 85-94, Auburn 95-2004	534
47. Harry Miller, Western St. 1953-58, Fresno St. 61-65, Eastern N.M. 66-70, North Texas 71, Wichita St. 72-78, Stephen F. Austin 79-88	534
49. Bill C. Foster, Shorter 1963-67, Charlotte 71-75, Clemson 76-84, Miami (Fla.) 86-90, Virginia Tech 92-97	532
50. Gene Keady, Western Ky. 1979-80, Purdue 81-2005	531
51. Dave Bliss, Oklahoma 1976-80, Southern Methodist 81-88, New Mexico 89-99, Baylor 2000-03	526
51. Lou Carnesecca	526
53. Pete Carril	525
54. Ben Jobe, Talladega 1965-67, Alabama St. 68, South Carolina St. 69-73, Denver 79-80, Alabama A&M 83-86, Southern U. 87-96, Tuskegee 97-2000, Southern U. 02-03	524
54. Tom Young, Catholic 1959-67, American 70-73, Rutgers 74-85, Old Dominion 86-91	524
56. Ben Braun, Siena Heights 1978-85, Eastern Mich. 86-96, California 97-2006*	523
56. Fred Enke, Louisville 1924-25, Arizona 26-61	523
58. Larry Hunter*	522
59. Rollie Massimino, Stony Brook 1970-71, Villanova 74-92, UNLV 93-94, Cleveland St. 97-2003	515
60. Don DeVoe, Virginia Tech 1972-76, Wyoming 77-78, Tennessee 79-89, Florida 90, Navy 93-2004	512
61. C.M. Newton, Transylvania 1956-64, 66-68, Alabama 69-80, Vanderbilt 82-89	509
61. Nolan Richardson	509
63. Hec Edmundson	508
64. Harold Anderson	504
65. Cal Luther, DePauw 1955-58, Murray St. 59-74, Longwood 82-90, Tenn.-Martin 91-99, Bethel (Tenn.) 2000	500
66. Bill Reinhart, Oregon 1924-35, George Washington 36-42, 50-66	499
67. Jack Friel, Washington St. 1929-58	495
67. Everett Shelton, Phillips (Okla.) 1924-26, Wyoming 40-43, 45-59, Sacramento St. 60-68	495
67. Ned Wulk, Xavier 1952-57, Arizona St. 58-82	495
70. Roy Williams*	493
71. Dick Bennett, Wis.-Stevens Point 1977-85, Wis.-Green Bay 86-95, Wisconsin 96-2001, Washington St. 04-06*	490

Coach	Wins
72. Jack Gardner	486
73. Bob Hallberg, St. Xavier 1972-77, Chicago St. 78-87, Ill.-Chicago 88-96	485
74. Butch van Breda Kolff, Princeton 1963-67, New Orleans 78-79, Lafayette 52-55, 85-88, Hofstra 56-62, 89-94	482
75. Jim Harrick	470
75. Rick Pitino*	470
77. Bill E. Foster, Bloomsburg 1961-63, Rutgers 64-71, Utah 72-74, Duke 75-80, South Carolina 81-86, Northwestern 87-93	467
78. Johnny Orr, Massachusetts 1964-66, Michigan 69-80, Iowa St. 81-94	466
79. Taps Gallagher, Niagara 1932-43, 47-65	465
80. George Blaney, Stonehill 1968-69, Dartmouth 70-72, Holy Cross 73-94, Seton Hall 95-97	460
81. Kelvin Sampson, Montana Tech 1982-85, Washington St. 88-94, Oklahoma 95-2006, Indiana*	456
82. Bobby Cremins, Appalachian St. 1976-81, Georgia Tech 82-00	454
83. Tex Winter, Marquette 1952-53, Kansas St. 54-68, Washington 69-71, Northwestern 74-78, Long Beach St. 79-83	453
84. Branch McCracken	450
85. John Beilein, Nazareth 1983, Le Moyne 84-92, Canisius 93-97, Richmond 98-2002, West Virginia 03-06*	449
85. Nibs Price, California 1925-54	449
87. Dale Brown, LSU 1973-97	448
88. Peck Hickman	443
88. Shelby Metcalf, Texas A&M 1964-90	443
90. Don Donoher, Dayton 1965-89	437
90. Jack Hartman	437
92. Eddie S. Hickey	433
92. Pat Kennedy, Iona 1981-86, Florida St. 87-97, DePaul 98-2002, Montana 03-04, Towson 05-06*	433
94. Gene Iba, Houston Baptist 1978-85, Baylor 86-92, Pittsburg St. 96-2006*	432
95. Neil McCarthy	431
94. Nat Holman	423
97. Rick Majerus	422
98. Ozzie Cowles	421
99. Murray Arnold, Birmingham-So. 1971-78, Chattanooga 80-85, Western Ky. 87-90, Seton 98-2001	420
100. Digger Phelps	419
101. Sam Barry, Knox 1919-22, Iowa 23-29, Southern California 30-50	418
101. Jud Heathcote, Montana 1972-76, Michigan St. 77-95	418
101. Terry Holland	418
104. Frank J. Hill, Seton Hall 1912-18, 20-36, Rutgers 16-43	415
105. George Keogan	414
106. Don Corbett	413
106. Alex Severence	413
108. Clair Bee	412
109. Howard Cann, New York U. 1924-58	409
109. Danny Nee, Ohio 1981-86, Nebraska 87-2000, Robert Morris 01, Duquesne 02-06*	409
111. Don Maestri, Troy 1983-2006*	408
111. Stew Morrill*	408
113. Al McGuire	406
114. Howard Hobson, Southern Ore. 1933-35, Oregon 36-44, 46-47, Yale 48-56	401
114. Frank Keaney	401
114. Mike Vining, La.-Monroe 1982-2005*	401

### Division I Active Coaches Listed by School

Coach	School	Yrs.	Won	Lost	Pct.
Jeff Bzdelik	Air Force	3	49	38	.563
Keith Dambrot	Akron	8	150	90	.625
Mark Gottfried	Alabama	11	230	119	.659
L. Vann Pettaway	Alabama A&M	20	397	194	.672
Lewis Jackson	Alabama St.	1	12	18	.400
Will Brown	Albany (N.Y.)	5	53	83	.390
Samuel West	Alcorn St.	3	26	60	.302
Jeff Jones	American	14	233	192	.548
Houston Fancher	Appalachian St.	6	81	97	.455
Lute Olson	Arizona	33	760	269	.739
Herb Sendek	Arizona St.	13	254	158	.617
Steve Shields	Ark.-Little Rock	3	49	37	.570
Van Holt	Ark.-Pine Bluff	4	25	87	.223
Stan Heath	Arkansas	5	91	63	.591
Dickey Nutt	Arkansas St.	11	162	155	.511
Jim Crews	Army	21	313	298	.512
Jeff Lebo	Auburn	8	141	96	.595
Dave Loos	Austin Peay	20	332	277	.545
Ronny Thompson	Ball St.	0	0	0	.000
Scott Drew	Baylor	4	41	64	.390
Rick Byrd	Belmont	25	493	284	.634
Clifford Reed	Bethune-Cookman	5	50	79	.388
Al Walker	Binghamton	18	221	263	.457



Coach	School	Yrs.	Won	Lost	Pct.	Coach	School	Yrs.	Won	Lost	Pct.
Greg Graham	Boise St.	5	84	64	.568	Tom Penders	Houston	32	566	385	.595
Al Skinner	Boston College	18	313	234	.572	Gil Jackson	Howard	1	7	22	.241
Dennis Wolff	Boston U.	14	234	167	.584	George Pfeifer	Idaho	16	296	206	.590
Dan Dakich	Bowling Green	9	143	122	.540	Joe O'Brien	Idaho St.	0	0	0	.000
Jim Les	Bradley	4	62	60	.508	Jimmy Collins	Ill.-Chicago	10	162	138	.540
Dave Rose	Brigham Young	1	20	9	.690	Bruce Weber	Illinois	8	192	70	.733
Craig Robinson	Brown	0	0	0	.000	Porter Moser	Illinois St.	6	90	85	.514
Pat Flannery	Bucknell	17	293	194	.602	Kelvin Sampson	Indiana	23	456	256	.640
Reggie Witherspoon	Buffalo	7	83	120	.409	Royce Waltman	Indiana St.	19	309	233	.570
Todd Lickliter	Butler	5	102	54	.654	Jeff Ruland	Iona	8	137	107	.561
Kevin Bromley	Cal Poly	6	61	95	.391	Steve Alford	Iowa	15	291	169	.633
Bob Burton	Cal St. Fullerton	3	48	41	.539	Greg McDermott	Iowa St.	12	221	127	.635
Bobby Braswell	Cal St. Northridge	10	154	140	.524	Dane Fife	IPFW	1	10	18	.357
Ben Braun	California	29	523	364	.590	Ron Hunter	IUPUI	12	191	158	.547
Robbie Laing	Campbell	3	15	67	.183	Tevester Anderson	Jackson St.	8	145	103	.585
Tom Parrotta	Canisius	0	0	0	.000	Cliff Warren	Jacksonville	1	1	26	.037
Rob Flaska	Centenary (La.)	1	4	23	.148	Mike LaPlante	Jacksonville St.	6	79	94	.457
Howie Dickenman	Central Conn. St.	10	156	133	.540	Dean Keener	James Madison	2	11	45	.196
Ernie Zeigler	Central Mich.	0	0	0	.000	Bill Self	Kansas	13	279	129	.684
Barclay Radebaugh	Charleston So.	2	34	24	.586	Bob Huggins	Kansas St.	24	567	199	.740
Bobby Lutz	Charlotte	17	334	185	.644	Jim Christian	Kent St.	4	88	41	.682
John Shulman	Chattanooga	2	39	24	.619	Tubby Smith	Kentucky	15	365	133	.733
Kevin Jones	Chicago St.	4	32	70	.314	John Giannini	La Salle	17	321	178	.643
Mick Cronin	Cincinnati	3	69	24	.742	Robert Lee	La-Lafayette	2	33	27	.550
Ed Conroy	Citadel	3	41	40	.506	Orlando Early	La-Monroe	1	10	18	.357
Oliver Purnell	Clemson	18	301	238	.558	Fran O'Hanlon	Lafayette	11	161	153	.513
Gary Waters	Cleveland St.	10	171	135	.559	Steve Roccaforte	Lamar	0	0	0	.000
Buzz Peterson	Coastal Caro.	10	186	119	.610	Billy Taylor	Lehigh	4	69	50	.580
Emmett Davis	Colgate	8	108	119	.476	Randy Dunton	Liberty	5	63	85	.426
Ricardo Patton	Colorado	11	177	140	.558	Scott Sanderson	Lipscomb	6	79	92	.462
Dale Layer	Colorado St.	15	254	181	.584	Larry Reynolds	Long Beach St.	9	149	110	.575
Joe Jones	Columbia	3	33	48	.407	Jim Ferry	Long Island	8	147	88	.626
Jim Calhoun	Connecticut	34	733	314	.700	Keith Richard	Louisiana Tech	8	140	97	.591
Fang Mitchell	Coppin St.	20	330	261	.558	Rick Pitino	Louisville	20	470	172	.732
Steve Donahue	Cornell	6	58	105	.356	Jim Whitesell	Loyola (Ill.)	19	310	222	.583
Dana Altman	Creighton	17	321	197	.620	Jimmy Patsos	Loyola (Md.)	2	21	35	.375
Terry Dunn	Dartmouth	2	16	38	.296	Rodney Tenton	Loyola Marymount	3	26	56	.317
Bob McKillop	Davidson	17	282	213	.570	John Brady	LSU	15	256	188	.577
Brian Gregory	Dayton	3	56	37	.602	Ted Woodward	Maine	2	26	31	.456
Monte Ross	Delaware	0	0	0	.000	Barry Rohrsen	Manhattan	0	0	0	.000
Greg Jackson	Delaware St.	15	252	165	.604	Matt Brady	Marist	2	30	27	.526
Terry Carroll	Denver	5	75	74	.503	Tom Crean	Marquette	7	141	76	.650
Jerry Wainwright	DePaul	12	197	160	.552	Ron Jirs	Marshall	5	65	85	.433
Perry Watson	Detroit	13	243	156	.609	Gary Williams	Maryland	28	560	319	.637
Tom Davis	Drake	31	581	340	.631	Travis Ford	Massachusetts	9	132	135	.494
Bruiser Flint	Drexel	10	169	137	.552	Dave Simmons	McNeese St.	0	0	0	.000
Mike Krzyzewski	Duke	31	753	250	.751	Lawrence Lesett Jr.	Md.-East Shore	2	9	48	.158
Ron Everhart	Duquesne	12	174	172	.503	John Calipari	Memphis	14	337	129	.723
Ricky Stokes	East Caro.	5	53	90	.371	Mark Slonaker	Mercer	10	105	177	.372
Murry Bartow	East Tenn. St.	9	155	121	.562	Frank Haith	Miami (Fla.)	2	34	29	.540
Mike Miller	Eastern Ill.	7	93	100	.482	Charlie Coles	Miami (Ohio)	16	267	210	.560
Jeff Neubauer	Eastern Ky.	1	14	16	.467	Tommy Amaker	Michigan	9	154	126	.550
Charles Ramsey	Eastern Mich.	1	7	21	.250	Tom Izzo	Michigan St.	11	255	109	.701
Mike Burns	Eastern Wash.	2	23	35	.397	Kermit Davis Jr.	Middle Tenn.	8	139	100	.582
Ernie Nestor	Elon	8	103	136	.431	Dan Monson	Minnesota	9	168	118	.587
Steve Merfeld	Evansville	9	130	131	.498	Andy Kennedy	Mississippi	1	21	13	.618
Ed Cooley	Fairfield	0	0	0	.000	Rick Stansbury	Mississippi St.	8	164	90	.646
Tom Green	Fairleigh Dickinson	23	378	292	.564	James Green	Mississippi Val.	9	132	130	.504
Rex Walters	Fla. Atlantic	0	0	0	.000	Mike Anderson	Missouri	4	89	41	.685
Billy Donovan	Florida	12	260	119	.686	Barry Hinson	Missouri St.	9	166	113	.595
Mike Gillespie	Florida A&M	7	95	108	.468	Dave Calloway	Monmouth	8	127	112	.531
Sergio Rouco	Florida Int'l	2	21	37	.362	Wayne Tinkle	Montana	0	0	0	.000
Leonard Hamilton	Florida St.	18	265	268	.497	Brad Huse	Montana St.	0	0	0	.000
Dereck Whittenburg	Fordham	7	102	104	.495	Donnie Tyndall	Morehead St.	0	0	0	.000
Steve Cleveland	Fresno St.	9	153	121	.558	Todd Bozeman	Morgan St.	4	35	62	.361
Jeff Jackson	Furman	3	21	60	.259	Milan Brown	Mt. St. Mary's	3	30	56	.349
Jeff Price	Ga. Southern	13	256	127	.668	Billy Kennedy	Murray St.	8	104	126	.452
Rick Scruggs	Gardner-Webb	20	353	256	.580	Jerry Eaves	N.C. A&T	3	15	72	.172
Jim Larranaga	George Mason	22	363	275	.569	Billy Lange	Navy	4	58	56	.509
Karl Hobbs	George Washington	5	91	56	.619	Doc Sadler	Nebraska	2	48	18	.727
John Thompson III	Georgetown	6	110	65	.629	Mark Fox	Nevada	2	52	13	.800
Dennis Felton	Georgia	8	139	103	.574	Bill Herrion	New Hampshire	15	249	186	.572
Michael Perry	Georgia St.	4	51	55	.481	Ritchie McKay	New Mexico	10	150	141	.515
Paul Hewitt	Georgia Tech	9	173	110	.611	Reggie Theus	New Mexico St.	1	16	14	.533
Mark Few	Gonzaga	7	188	41	.821	Buzz Williams	New Orleans	0	0	0	.000
Larry Wright	Grambling	7	69	128	.350	Joe Mihalic	Niagara	8	137	101	.576
Kevin Nickelberry	Hampton	0	0	0	.000	J.P. Piper	Nicholls St.	2	15	39	.278
Dan Leibovitz	Hartford	0	0	0	.000	Dwight Freeman	Norfolk St.	8	98	129	.432
Frank Sullivan	Harvard	22	280	315	.471	Roy Williams	North Carolina	18	493	124	.799
Riley Wallace	Hawaii	21	331	279	.543	Sidney Lowe	North Carolina St.	0	0	0	.000
Bar Lundy	High Point	8	163	82	.665	Johnny Jones	North Texas	6	78	94	.453
Tom Pecora	Hofstra	5	81	72	.529	Bill Coen	Northeastern	0	0	0	.000
Ralph Willard	Holy Cross	16	278	204	.577	Mike Adras	Northern Ariz.	7	111	94	.541
						Rob Judson	Northern Ill.	5	67	78	.462

COACHING RECORDS

Coach	School	Yrs.	Won	Lost	Pct.
Bill Carmody	Northwestern	10	174	120	.592
Mike McConathy	Northwestern St.	7	113	102	.526
Mike Brey	Notre Dame	11	217	122	.640
Greg Kampe	Oakland	22	358	276	.565
Tim O'Shea	Ohio	5	81	69	.540
Thad Matta	Ohio St.	6	148	49	.751
Jeff Capel III	Oklahoma	4	79	41	.658
Sean Sutton	Oklahoma St.	0	0	0	.000
Blaine Taylor	Old Dominion	12	235	125	.653
Scott Sutton	Oral Roberts	7	121	91	.571
Ernie Kent	Oregon	15	254	192	.570
Jay John	Oregon St.	4	55	64	.462
Bob Thomason	Pacific	21	363	247	.595
Glen Miller	Penn.	13	188	157	.545
Ed DeChellis	Penn St.	10	136	150	.476
Vance Walberg	Pepperdine	0	0	0	.000
Jamie Dixon	Pittsburgh	3	76	22	.776
Eric Reveno	Portland	0	0	0	.000
Ken Bone	Portland St.	14	269	134	.667
Darrell Hawkins	Prairie View	1	5	24	.172
Joe Scott	Princeton	6	78	91	.462
Tim Welsh	Providence	11	197	136	.592
Matt Painter	Purdue	2	34	24	.586
Joe DeSantis	Quinnipiac	10	104	173	.375
Byron Samuels	Radford	6	67	101	.399
Jim Baron	Rhode Island	19	273	284	.490
Willis Wilson	Rice	14	199	204	.494
Chris Mooney	Richmond	4	55	56	.495
Tommy Dempsey	Rider	1	8	20	.286
Mark Schmidt	Robert Morris	5	65	79	.451
Fred Jr. Hill	Rutgers	0	0	0	.000
Jerome Jenkins	Sacramento St.	6	66	104	.388
Dave Bike	Sacred Heart	28	427	387	.525
Bob Marlin	Sam Houston St.	8	138	93	.597
Jimmy Tillette	Samford	9	149	113	.569
Brad Holland	San Diego	14	205	193	.515
Steve Fisher	San Diego St.	16	214	186	.535
Jessie Evans	San Francisco	9	160	112	.588
George Nessman	San Jose St.	1	6	25	.194
Dick Davey	Santa Clara	14	230	180	.561
Horace Broadnax	Savannah St.	6	44	117	.273
Bobby Gonzalez	Seion Hall	7	129	77	.626
Fran McCaffery	Siena	10	154	139	.526
Matt Doherty	SMU	5	90	71	.559
John Pelphrey	South Ala.	4	60	55	.522
Dave Odom	South Carolina	20	377	245	.606
Jamal Brown	South Carolina St.	0	0	0	.000
Robert McCullum	South Fla.	6	72	103	.411
Scott Edgar	Southeast Mo. St.	7	108	95	.532
Jim Yarbrough	Southeastern La.	6	113	54	.677
Tim Floyd	Southern California	13	260	143	.645
Chris Lowery	Southern Ill.	2	49	19	.721
Larry Eustachy	Southern Miss.	15	281	183	.606
Rob Spivery	Southern U.	21	323	293	.524
Bill Evans	Southern Utah	15	193	209	.480
Anthony Solomon	St. Bonaventure	3	17	66	.205
Brian Nash	St. Francis (N.Y.)	1	10	17	.370
Bobby Jones	St. Francis (Pa.)	7	71	123	.366
Norm Roberts	St. John's (N.Y.)	6	45	117	.278
Phil Martelli	St. Joseph's	11	222	125	.640
Brad Soderberg	St. Louis	12	191	134	.588
Randy Bennett	St. Mary's (Cal.)	5	85	68	.556
John Dunne	St. Peter's	0	0	0	.000
Trent Johnson	Stanford	7	113	101	.528
Danny Kaspar	Stephen F. Austin	15	312	128	.709
Derek Waugh	Stetson	6	66	94	.413
Steve Pikiell	Stony Brook	2	9	42	.176
Jim Boehem	Syracuse	30	726	253	.742
Neil Dougherty	TCU	4	48	75	.390
Fran Dunphy	Temple	17	310	163	.655
Bret Campbell	Tenn.-Martin	7	78	119	.396
Bruce Pearl	Tennessee	14	339	92	.787
Cy Alexander	Tennessee St.	19	310	253	.551
Mike Sutton	Tennessee Tech	4	70	50	.583
Ronnie Arrow	Tex. A&M-Corp. Chris.	15	222	177	.556
Tom Schuberth	Tex.-Pan American	0	0	0	.000
Rick Barnes	Texas	19	393	210	.652
Billy Gillispie	Texas A&M	4	73	51	.589
Ronnie Courtney	Texas Southern	5	62	82	.431
Doug Davalos	Texas St.	4	72	35	.673
Bob Knight	Texas Tech	40	869	350	.713
Scott Cross	Texas-Arlington	0	0	0	.000
Stan Joplin	Toledo	10	172	124	.581
Pat Kennedy	Towson	26	433	351	.552

Coach	School	Yrs.	Won	Lost	Pct.
Don Maestri	Troy	24	408	280	.593
Dave Dickerson	Tulane	1	12	17	.414
Doug Wojcik	Tulsa	1	11	17	.393
Mike Davis	UAB	6	115	79	.593
Pat Douglass	UC Irvine	25	514	239	.683
David Spencer	UC Riverside	1	5	23	.179
Bob Williams	UC Santa Barb.	18	307	212	.592
Kirk Speraw	UCF	13	209	178	.540
Ben Howland	UCLA	12	229	134	.631
Randy Monroe	UMBC	2	21	37	.362
Rich Zvosec	UMKC	14	175	219	.444
Eddie Biedenbach	UNC Asheville	13	160	208	.435
Mike Dement	UNC Greensboro	19	274	265	.508
Benny Moss	UNC Wilmington	0	0	0	.000
Ben Jacobson	UNI	0	0	0	.000
Lon Kruger	UNLV	20	352	260	.575
Ray Giacoletti	Utah	9	160	104	.606
Stew Morrill	Utah St.	20	408	201	.670
Tony Barbee	UTEP	0	0	0	.000
Brooks Thompson	UTSA	0	0	0	.000
Homer Drew	Valparaiso	29	555	347	.615
Kevin Stallings	Vanderbilt	13	245	159	.606
Anthony Grant	VCU	0	0	0	.000
Mike Lonergan	Vermont	13	264	105	.715
Jay Wright	Villanova	12	226	144	.611
Dave Leitao	Virginia	6	95	84	.531
Seth Greenberg	Virginia Tech	16	258	214	.547
Duggar Baucom	VMI	3	44	39	.530
Mike Deane	Wagner	22	381	267	.588
Skip Prosser	Wake Forest	13	276	130	.680
Lorenzo Romar	Washington	10	177	130	.577
Tony Bennett	Washington St.	0	0	0	.000
Randy Rahe	Weber St.	0	0	0	.000
John Beilein	West Virginia	24	449	266	.628
Larry Hunter	Western Caro.	26	522	241	.684
Derek Thomas	Western Ill.	3	21	63	.250
Darrin Horn	Western Ky.	3	60	30	.667
Steve Hawkins	Western Mich.	12	197	146	.574
Mark Turgeon	Wichita St.	8	136	105	.564
Tony Shaver	William & Mary	20	381	183	.676
Gregg Marshall	Winthrop	8	165	78	.679
Tod Kowalczyk	Wis.-Green Bay	4	59	58	.504
Rob Jeter	Wis.-Milwaukee	1	22	9	.710
Bo Ryan	Wisconsin	22	495	152	.765
Mike Young	Wofford	4	48	67	.417
Brad Brownell	Wright St.	4	83	40	.675
Steve McClain	Wyoming	8	140	100	.583
Sean Miller	Xavier	2	38	23	.623
James Jones	Yale	7	90	106	.459
Jerry Sloucum	Youngstown St.	31	587	346	.629

### Fastest To Milestone Wins

(Head coaches with at least half their seasons at Division I.)

#### FASTEST TO 100 WINS

Rk.	Name, School	Games Won	Lost	Pct.	Season Year
1.	Doc Meanwell, Wisconsin & Missouri	109	100	.917	7th 1918
2.	Buck Freeman, St. John's (N.Y.)	110	100	.909	5th 1932
3.	Adolph Rupp, Kentucky	116	100	.862	6th 1936
4.	Jim Boehem, Syracuse	117	100	.855	4th 1980
4.	Jerry Tarkanian, Long Beach St.	117	100	.855	5th 1973
6.	Everett Case, North Carolina St.	120	100	.833	4th 1950
6.	Fred Taylor, Ohio St.	120	100	.833	5th 1963
7.	Lew Andreas, Syracuse	122	100	.820	7th 1931
7.	Denny Crum, Louisville	122	100	.820	5th 1976
7.	Everett Dean, Carleton & Indiana	122	100	.820	7th 1929
11.	Clair Bee, Rider & Long Island	123	100	.813	5th 1934
12.	Don Haskins, UTEP	125	100	.800	5th 1966
12.	Nat Holman, CCNY	125	100	.800	10th 1929
12.	Buster Sheary, Holy Cross	125	100	.800	5th 1953
15.	Mark Few, Gonzaga	126	100	.794	4th 2003
15.	Tony Hinkle, Butler	126	100	.794	7th 1933
15.	Ray Meyer, DePaul	126	100	.794	6th 1948
18.	Harry Combes, Illinois	127	100	.787	6th 1953
18.	Peck Hickman, Louisville	127	100	.787	5th 1949
20.	Vic Bubas, Duke	128	100	.781	5th 1964
21.	Hugh Greer, Connecticut	129	100	.775	6th 1952
21.	Roy Williams, Kansas	129	100	.775	4th 1992
23.	Speedy Morris, La Salle	130	100	.769	4th 1990

Rk.	Name, School	Games	Won	Lost	Pct.	Season	Year
23.	Fred Schaus, West Virginia .....	130	100	30	.769	5th	1959
23.	Clifford Wells, Tulane .....	130	100	30	.769	6th	1951
23.	Thad Matta, Butler & Xavier .....	130	100	30	.769	4th	2004
27.	Harry Fisher, Columbia .....	131	100	31	.763	10th	1916
27.	Joseph Lapchick, St. John's (N.Y.) .....	131	100	31	.763	7th	1943
27.	Nolan Richardson, Tulsa .....	131	100	31	.763	5th	1985
30.	Gale Caillett, Cincinnati .....	132	100	32	.758	5th	1977
30.	Jack Ramsay, St. Joseph's .....	132	100	32	.758	5th	1960
30.	Bruce Stewart, West Va. Wesleyan & Middle Tenn. ....	132	100	32	.758	4th	1986

**FASTEST TO 200 WINS**

Rk.	Name, School	Games	Won	Lost	Pct.	Season	Year
1.	Clair Bee, Rider & Long Island ..	231	200	31	.866	12th	1938
2.	Jerry Tarkanian, Long Beach St. & UNLV .....	234	200	34	.855	9th	1977
3.	Everett Case, North Carolina St.	250	200	50	.800	9th	1954
4.	Harold Anderson, Toledo & Bowling Green .....	251	200	51	.797	10th	1945
4.	Lew Andreas, Syracuse .....	251	200	51	.797	14th	1939
4.	Nat Holman, CCNY .....	251	200	51	.797	18th	1937
4.	Adolph Rupp, Kentucky .....	251	200	51	.797	13th	1943
8.	Roy Williams, Kansas .....	252	200	52	.794	8th	1996
9.	Vic Bubas, Duke .....	254	200	54	.787	10th	1969
9.	Denny Crum, Louisville.....	254	200	54	.787	9th	1980
9.	Henry Iba, Northwest Mo. St., Colorado & Oklahoma St. ....	254	200	54	.787	11th	1940
9.	Doc Meanwell, Missouri & Wisconsin .....	254	200	54	.787	15th	1927
13.	Hec Edmundson, Washington ..	261	200	61	.766	13th	1931
13.	Hugh Greer, Connecticut .....	261	200	61	.766	11th	1957
15.	George Keogan, Wis.-Superior, St. Louis, St. Thomas (Minn.), Allegheny, Valparaiso & Notre Dame .....	263	200	63	.760	14th	1930
15.	Joseph Lapchick, St. John's (N.Y.) ..	263	200	63	.760	13th	1958
17.	Jack Ramsay, St. Joseph's .....	264	200	64	.758	10th	1965
18.	Peck Hickman, Louisville .....	265	200	65	.755	10th	1954
19.	Jim Boeheim, Syracuse .....	266	200	66	.752	9th	1985
19.	Fred Schaus, West Virginia & Purdue .....	266	200	66	.752	10th	1976
21.	Don Haskins, UTEP .....	269	200	69	.743	11th	1972
22.	Bob Knight, Army & Indiana ....	270	200	70	.741	11th	1976
23.	Lou Carnesecca, St. John's (N.Y.) ..	271	200	71	.738	10th	1978
23.	Harry Combes, Illinois .....	271	200	71	.738	12th	1959
23.	Arthur Schabinger, Ottawa, Emporia St. & Creighton .....	271	200	71	.738	16th	1932
26.	Dudey Moore, Duquesne .....	272	200	72	.735	11th	1959
27.	Pete Gillen, Xavier .....	273	200	73	.733	9th	1994
28.	Tom Blackburn, Dayton .....	274	200	74	.730	10th	1957
29.	Chick Davies, Duquesne .....	275	200	75	.727	15th	1939
29.	Boyd Grant, Fresno St. & Colorado St. ....	275	200	75	.727	10th	1988

**FASTEST TO 300 WINS**

Rk.	Name, School	Games	Won	Lost	Pct.	Season	Year
1.	Clair Bee, Rider & Long Island ..	344	300	44	.872	15th	1943
2.	Adolph Rupp, Kentucky .....	366	300	66	.820	17th	1947
3.	Jerry Tarkanian, Long Beach St. & UNLV .....	370	300	70	.811	13th	1982
3.	Roy Williams, Kansas .....	370	300	70	.811	11th	1999
5.	Everett Case, North Carolina St.	377	300	77	.796	13th	1959
6.	Harold Anderson, Toledo & Bowling Green .....	378	300	78	.794	14th	1949
7.	Denny Crum, Louisville.....	382	300	82	.785	13th	1984
7.	Henry Iba, Northwest Mo. St., Colorado & Oklahoma St. ....	382	300	82	.785	15th	1944
9.	Hec Edmundson, Washington ..	392	300	92	.765	18th	1936
10.	Jim Boeheim, Syracuse .....	393	300	93	.763	13th	1989
10.	Frank Keaney, Rhode Island.....	393	300	93	.763	24th	1944
12.	George Keogan, Wis.-Superior, St. Louis, St. Thomas (Minn.), Allegheny, Valparaiso & Notre Dame .....	394	300	94	.761	20th	1936
13.	Ray Mears, Wittenberg & Tennessee .....	395	300	95	.759	16th	1972

Rk.	Name, School	Games	Won	Lost	Pct.	Season	Year
14.	Piggy Lambert, Purdue.....	397	300	97	.756	23rd	1940
15.	Lew Andreas, Syracuse .....	400	300	100	.750	23rd	1947
15.	Chick Davies, Duquesne .....	400	300	100	.750	21st	1948
17.	John Lawther, Westminster (Pa.) & Penn St. ....	402	300	102	.746	21st	1947
18.	Nolan Richardson, Tulsa & Arkansas .....	404	300	104	.743	13th	1993
19.	Peck Hickman, Louisville .....	405	300	105	.741	15th	1959
20.	Dean Smith, North Carolina.....	406	300	106	.739	15th	1976
20.	Eddie Sutton, Creighton & Arkansas .....	406	300	106	.739	15th	1984
22.	Bob Knight, Army & Indiana ....	407	300	107	.737	15th	1980
22.	John Thompson, Georgetown ....	407	300	107	.737	14th	1986
24.	Nat Holman, CCNY .....	408	300	108	.735	27th	1946
25.	Rick Majerus, Marquette, Ball St. & Utah.....	409	300	109	.733	14th	1998

**FASTEST TO 400 WINS**

Rk.	Name, School	Games	Won	Lost	Pct.	Season	Year
1.	Adolph Rupp, Kentucky .....	477	400	77	.839	20th	1950
2.	Clair Bee, Rider & Long Island ..	483	400	83	.828	21st	1951
3.	Jerry Tarkanian, Long Beach St. & UNLV .....	492	400	92	.813	17th	1985
4.	Roy Williams, Kansas .....	496	400	96	.806	15th	2003
5.	Henry Iba, Northwest Mo. St., Colorado & Oklahoma St. ....	500	400	100	.800	19th	1948
6.	Frank Keaney, Rhode Island.....	521	400	121	.768	28th	1948
7.	Phog Allen, Baker, Haskell, Central Mo. St. & Kansas .....	522	400	122	.766	29th	1935
7.	George Keogan, Wis.-Superior, St. Louis, St. Thomas (Minn.), Allegheny, Valparaiso & Notre Dame .....	522	400	122	.766	26th	1942
9.	Jim Boeheim, Syracuse .....	527	400	127	.759	17th	1993
10.	Dean Smith, North Carolina.....	531	400	131	.753	19th	1980
11.	Lou Carnesecca, St. John's (N.Y.) ..	535	400	135	.748	18th	1986
11.	John Thompson, Georgetown ....	535	400	135	.748	18th	1990
13.	Denny Crum, Louisville.....	536	400	136	.746	17th	1988
13.	Ed Diddle, Western Ky. ....	536	400	136	.746	24th	1946
13.	Nolan Richardson, Tulsa & Arkansas .....	536	400	136	.746	17th	1997
16.	Rick Majerus, Marquette, Ball St. & Utah.....	538	400	138	.743	19th	2003
17.	Nat Holman, CCNY .....	539	400	139	.742	32nd	1952
18.	Eddie Sutton, Creighton, Arkansas & Kentucky.....	541	400	141	.739	19th	1988
19.	Al McGuire, Belmont Abbey & Marquette .....	542	400	142	.738	20th	1977
20.	Bob Knight, Army & Indiana ....	545	400	145	.734	20th	1985
20.	Rick Pitino, Boston U., Providence, Kentucky & Louisville .....	545	400	145	.734	18th	2004
22.	Bob Huggins, Walsh, Akron & Cincinnati .....	548	400	148	.730	19th	1999
22.	John Wooden, Indiana St. & UCLA	548	400	148	.730	20th	1966

**FASTEST TO 500 WINS**

Rk.	Name, School	Games	Won	Lost	Pct.	Season	Year
1.	Adolph Rupp, Kentucky .....	583	500	83	.858	23rd	1955
2.	Jerry Tarkanian, Long Beach St. & UNLV .....	604	500	104	.828	20th	1988
3.	Henry Iba, Northwest Mo. St., Colorado & Oklahoma St. ....	631	500	131	.792	23rd	1952
4.	Phog Allen, Baker, Haskell, Central Mo. St. & Kansas .....	646	500	146	.774	34th	1940
5.	John Wooden, Indiana St. & UCLA	652	500	152	.767	24th	1970
6.	Dean Smith, North Carolina.....	653	500	153	.766	23rd	1984
7.	John Chaney, Cheyney & Temple	662	500	162	.755	22nd	1994
8.	Ed Diddle, Western Ky. ....	667	500	167	.750	28th	1950
9.	Jim Boeheim, Syracuse .....	669	500	169	.747	21st	1997
10.	Bob Huggins, Walsh, Akron & Cincinnati .....	671	500	171	.745	21st	2002
11.	Lou Carnesecca, St. John's (N.Y.) ..	683	500	183	.732	23rd	1991
11.	Bob Knight, Army & Indiana ....	683	500	183	.732	24th	1989
13.	Eddie Sutton, Creighton, Arkansas, Kentucky & Oklahoma St. ....	685	500	185	.730	23rd	1993
13.	John Thompson, Georgetown ....	685	500	185	.730	22nd	1994
15.	Denny Crum, Louisville.....	687	500	187	.728	22nd	1993
16.	Lute Olson, Long Beach St., Iowa & Arizona .....	690	500	190	.725	23rd	1996
17.	Nolan Richardson, Tulsa & Arkansas .....	695	500	195	.719	22nd	2002

**COACHING RECORDS**



Rk.	Name, School	Games	Won	Lost	Pct.	Season	Year
18.	Frank McGuire, St. John's (N.Y.)	699	500	199	.715	27th	1977
19.	Mike Krzyzewski, Army & Duke	710	500	210	.704	23rd	1998
20.	Harold Anderson, Toledo & Bowling Green	724	500	224	.691	29th	1963

**FASTEST TO 600 WINS**

Rk.	Name, School	Games	Won	Lost	Pct.	Season	Year
1.	Adolph Rupp, Kentucky	704	600	104	.852	27th	1959
2.	Jerry Tarkanian, Long Beach St. & UNLV	720	600	120	.833	24th	1992
3.	John Wooden, Indiana St. & UCLA	755	600	155	.795	27th	1973
4.	Dean Smith, North Carolina	773	600	173	.776	26th	1987
5.	Henry Iba, Northwest Mo. St., Colorado & Oklahoma St.	775	600	175	.774	29th	1958
6.	Phog Allen, Baker, Haskell, Central Mo. St. & Kansas	780	600	180	.769	41st	1947
7.	Ed Diddle, Western Ky.	790	600	190	.759	32nd	1954
8.	Jim Boeheim, Syracuse	807	600	207	.743	25th	2001
9.	Bob Knight, Army & Indiana	812	600	212	.739	27th	1993
10.	Lute Olson, Long Beach St., Iowa & Arizona	815	600	215	.736	27th	2000
11.	John Chaney, Cheyney & Temple	816	600	216	.735	27th	1999
12.	Mike Krzyzewski, Army & Duke	823	600	223	.729	26th	2001
13.	Denny Crum, Louisville	825	600	225	.727	26th	1997
14.	Cam Henderson, Muskingum, Davis & Elkins, & Marshall	830	600	230	.723	34th	1953
15.	Eddie Sutton, Creighton, Arkansas, Kentucky & Oklahoma St.	837	600	237	.717	28th	1998
16.	Don Haskins, UTEP	861	600	261	.697	31st	1992
17.	Lefty Driesell, Davidson, Maryland & James Madison	868	600	268	.691	30th	1992
18.	Jim Calhoun, Northeastern & Connecticut	879	600	279	.683	30th	2001
19.	Guy Lewis, Houston	882	600	282	.680	31st	1987
20.	Lou Henson, Hardin-Simmons, New Mexico St. & Illinois	887	600	287	.676	32nd	1993

**FASTEST TO 700 WINS**

Rk.	Name, School	Games	Won	Lost	Pct.	Season	Year
1.	Adolph Rupp, Kentucky	836	700	136	.837	32nd	1964
2.	Jerry Tarkanian, Long Beach St., UNLV & Fresno St.	876	700	176	.799	29th	2000
3.	Dean Smith, North Carolina	904	700	204	.774	30th	1991
4.	Phog Allen, Baker, Haskell, Central Mo. St. & Kansas	938	700	238	.746	47th	1953
5.	Jim Boeheim, Syracuse	939	700	239	.745	29th	2005
6.	Mike Krzyzewski, Army & Duke	940	700	240	.745	30th	2005
6.	Lute Olson, Long Beach St., Iowa & Arizona	940	700	240	.745	31st	2004
8.	Ed Diddle, Western Ky.	946	700	246	.740	28th	1960
9.	Henry Iba, Northwest Mo. St., Colorado & Oklahoma St.	953	700	253	.735	36th	1965
10.	Bob Knight, Army & Indiana	956	700	256	.732	32nd	1997
11.	Eddie Sutton, Creighton, Arkansas, Kentucky & Oklahoma St.	975	700	275	.718	32nd	2002
12.	John Chaney, Cheyney & Temple	978	700	278	.716	32nd	2004
13.	Jim Calhoun, Northeastern & Connecticut	1,008	700	308	.694	33rd	2005
14.	Don Haskins, UTEP	1,029	700	329	.680	37th	1998
15.	Lou Henson, Hardin-Simmons, Illinois & New Mexico St.	1,046	700	346	.669	36th	2000
16.	Lefty Driesell, Davidson, Maryland, James Madison & Georgia St.	1,048	700	348	.668	37th	1999
17.	Ray Meyer, DePaul	1,051	700	351	.666	52nd	1984
18.	Norm Stewart, UNI & Missouri	1,055	700	355	.664	36th	1998

**FASTEST TO 800 WINS**

Rk.	Name, School	Games	Won	Lost	Pct.	Season	Year
1.	Adolph Rupp, Kentucky	972	800	172	.823	37th	1969
2.	Dean Smith, North Carolina	1,029	800	229	.777	33rd	1994
3.	Bob Knight, Army, Indiana & Texas Tech	1,102	800	302	.726	37th	2003

**Top 10 Best Career Starts By Percentage**

(Head coaches with at least half of their seasons at Division I)

**1 SEASON**

Coach, Team	Season	W	L	Pct.
Norman Shepard, North Carolina	1924	23	0	1.000
Bill Hodges, Indiana St.	1979	33	1	.970
Tom Gola, La Salle	1969	23	1	.958

Coach, Team	Season	W	L	Pct.
Lou Rossini, Columbia	1951	21	1	.955
Earl Brown, Dartmouth	1944	19	2	.905
Phil Johnson, Weber St.	1969	27	3	.900
Bill Guthridge, North Carolina	1998	34	4	.895
Gary Cunningham, UCLA	1978	25	3	.893
Bob Davies, Seton Hall	1947	24	3	.889
Jerry Tarkanian, Long Beach St.	1969	23	3	.885

**2 SEASONS**

Coach, Team	Seasons	W	L	Pct.
Lew Andreas, Syracuse	1925-26	33	3	.917
Bill Carmody, Princeton	1997-98	51	6	.895
Everett Case, North Carolina St.	1947-48	55	8	.873
Buck Freeman, St. John's (N.Y.)	1928-29	41	6	.872
Gary Cunningham, UCLA	1978-79	50	8	.862
Nibs Price, California	1925-26	25	4	.862
Denny Crum, Louisville	1972-73	49	8	.860
Adolph Rupp, Kentucky	1931-32	30	5	.857
Jerry Tarkanian, Long Beach St.	1969-70	47	8	.855
John Castellani, Seattle	1957-58	45	9	.833

**3 SEASONS**

Coach, Team	Seasons	W	L	Pct.
Nibs Price, California	1925-27	38	4	.905
Buck Freeman, St. John's (N.Y.)	1928-30	64	7	.901
Lew Andreas, Syracuse	1925-27	48	7	.873
Adolph Rupp, Kentucky	1931-33	51	8	.864
Jerry Tarkanian, Long Beach St.	1969-71	69	12	.852
Jim Boeheim, Syracuse	1977-79	74	14	.841
Bill Carmody, Princeton	1997-99	73	14	.841
Everett Case, North Carolina St.	1947-49	80	16	.833
Ben Carnevale, North Carolina & Navy	1945-47	68	14	.829
Phil Johnson, Weber St.	1969-71	68	16	.810

**4 SEASONS**

Coach, Team	Seasons	W	L	Pct.
Buck Freeman, St. John's (N.Y.)	1928-31	85	8	.914
Adolph Rupp, Kentucky	1931-34	67	9	.882
Jerry Tarkanian, Long Beach St.	1969-72	92	15	.860
Jim Boeheim, Syracuse	1977-80	100	18	.847
Fred Taylor, Ohio St.	1959-62	89	17	.840
Everett Case, North Carolina St.	1947-50	107	22	.829
Nibs Price, California	1925-28	47	10	.825
Nat Holman, CCNY	1920-23	46	10	.821
Denny Crum, Louisville	1972-75	98	22	.817
Lew Andreas, Syracuse	1925-28	58	13	.817

**5 SEASONS**

Coach, Team	Seasons	W	L	Pct.
Buck Freeman, St. John's (N.Y.)	1928-32	107	12	.899
Adolph Rupp, Kentucky	1931-35	86	11	.887
Jerry Tarkanian, Long Beach St. & UNLV	1969-73	116	17	.872
Nat Holman, CCNY	1920-24	58	11	.841
Fred Taylor, Ohio St.	1959-63	109	21	.838
Nibs Price, California	1925-29	64	13	.831
Everett Case, North Carolina St.	1947-51	137	29	.825
Charles Orsborn, Bradley	1957-61	115	25	.821
Mark Few, Gonzaga	2000-04	133	32	.806
Buster Sheary, Holy Cross	1949-53	110	27	.803
Jim Boeheim, Syracuse	1977-81	122	30	.803

**6 SEASONS**

Coach, Team	Seasons	W	L	Pct.
Buck Freeman, St. John's (N.Y.)	1928-33	130	16	.890
Adolph Rupp, Kentucky	1931-36	101	17	.856
Jerry Tarkanian, Long Beach St. & UNLV	1969-74	136	23	.855
Nat Holman, CCNY	1920-25	70	13	.843
Buster Sheary, Holy Cross	1949-54	136	29	.824
Lew Andreas, Syracuse	1925-30	87	19	.821
Everett Dean, Carleton & Indiana	1922-27	82	18	.820
Clair Bee, Rider & Long Island	1929-34	101	23	.815
Fred Taylor, Ohio St.	1959-64	125	29	.812
Mark Few, Gonzaga	2000-05	159	37	.811

**7 SEASONS**

Coach, Team	Seasons	W	L	Pct.
Buck Freeman, St. John's (N.Y.)	1928-34	146	19	.885
Jerry Tarkanian, Long Beach St. & UNLV	1969-75	160	28	.851
Adolph Rupp, Kentucky	1931-37	118	22	.843
Clair Bee, Rider & Long Island	1929-35	125	25	.833
Everett Dean, Carleton & Indiana	1922-28	97	20	.829
Mark Few, Gonzaga	2000-06	188	41	.821
Lew Andreas, Syracuse	1925-31	103	23	.817



**Coach, Team**

	Seasons	W	L	Pct.
Nat Holman, CCNY .....	1920-26	79	18	.814
Buster Sheary, Holy Cross .....	1949-55	155	36	.812
Everett Case, North Carolina St. ....	1947-53	187	45	.806

**8 SEASONS**

**Coach, Team**

	Seasons	W	L	Pct.
Jerry Tarkanian, Long Beach St. & UNLV .....	1969-76	189	30	.863
Clair Bee, Rider & Long Island .....	1929-36	150	25	.857
Buck Freeman, St. John's (N.Y.) .....	1928-35	159	27	.855
Adolph Rupp, Kentucky .....	1931-38	131	27	.829
Nat Holman, CCNY .....	1920-27	88	21	.807
Everett Case, North Carolina St. ....	1947-54	213	52	.804
Hugh Greer, Connecticut .....	1947-54	151	38	.799
Low Andreas, Syracuse .....	1925-32	116	30	.795
Roy Williams, Kansas .....	1989-96	213	56	.792
Henry Iba, Northwest Mo. St., Colorado & Oklahoma St. ....	1930-37	155	42	.787

**9 SEASONS**

**Coach, Team**

	Seasons	W	L	Pct.
Jerry Tarkanian, Long Beach St. & UNLV .....	1969-77	218	33	.869
Clair Bee, Rider & Long Island .....	1929-37	177	28	.863
Buck Freeman, St. John's (N.Y.) .....	1928-36	177	31	.851
Adolph Rupp, Kentucky .....	1931-39	147	31	.826
Everett Case, North Carolina St. ....	1947-55	241	56	.811
Roy Williams, Kansas .....	1989-97	247	58	.810
Low Andreas, Syracuse .....	1925-33	130	32	.802
Henry Iba, Northwest Mo. St., Colorado & Oklahoma St. ....	1930-38	180	45	.800
Denny Crum, Louisville .....	1972-80	219	55	.799
Hugh Greer, Connecticut .....	1947-55	171	43	.799

**10 SEASONS**

**Coach, Team**

	Seasons	W	L	Pct.
Clair Bee, Rider & Long Island .....	1929-38	200	32	.862
Jerry Tarkanian, Long Beach St. & UNLV .....	1969-78	238	41	.853
Roy Williams, Kansas .....	1989-98	282	62	.820
Everett Case, North Carolina St. ....	1947-56	265	60	.815
Adolph Rupp, Kentucky .....	1931-40	162	37	.814
Low Andreas, Syracuse .....	1925-34	145	34	.810
Henry Iba, Northwest Mo. St., Colorado & Oklahoma St. ....	1930-39	199	53	.790
Denny Crum, Louisville .....	1972-81	240	64	.789
Harold Anderson, Toledo & Bowling Green .....	1935-44	182	50	.784
Nat Holman, CCNY .....	1920-29	108	30	.783

**11 SEASONS**

**Coach, Team**

	Seasons	W	L	Pct.
Clair Bee, Rider & Long Island .....	1929-39	223	32	.875
Jerry Tarkanian, Long Beach St. & UNLV .....	1969-79	259	49	.841
Low Andreas, Syracuse .....	1925-35	160	36	.816
Roy Williams, Kansas .....	1989-99	305	72	.809
Henry Iba, Northwest Mo. St., Colorado & Oklahoma St. ....	1930-40	225	56	.801
Adolph Rupp, Kentucky .....	1931-41	179	45	.799
Everett Case, North Carolina St. ....	1947-57	280	71	.798
Harold Anderson, Toledo & Bowling Green .....	1935-45	206	54	.792
Nat Holman, CCNY .....	1920-30	119	33	.783
Denny Crum, Louisville .....	1972-82	263	74	.780

**12 SEASONS**

**Coach, Team**

	Seasons	W	L	Pct.
Clair Bee, Rider & Long Island .....	1929-40	242	36	.871
Jerry Tarkanian, Long Beach St. & UNLV .....	1969-80	282	58	.829
Low Andreas, Syracuse .....	1925-36	172	41	.806
Roy Williams, Kansas .....	1989-2000	329	82	.800
Harold Anderson, Toledo & Bowling Green .....	1935-46	233	59	.798
Adolph Rupp, Kentucky .....	1931-42	198	51	.795
Everett Case, North Carolina St. ....	1947-58	298	77	.795
Henry Iba, Northwest Mo. St., Colorado & Oklahoma St. ....	1930-41	243	63	.794
Denny Crum, Louisville .....	1972-83	295	78	.791
Joe Mullaney, Norwich & Providence .....	1955-66	243	68	.781

**13 SEASONS**

**Coach, Team**

	Seasons	W	L	Pct.
Clair Bee, Rider & Long Island .....	1929-41	267	38	.875
Jerry Tarkanian, Long Beach St. & UNLV .....	1969-81	298	70	.810
Low Andreas, Syracuse .....	1925-37	185	45	.804
Roy Williams, Kansas .....	1989-2001	355	89	.800
Harold Anderson, Toledo & Bowling Green .....	1935-47	261	66	.798
Everett Case, North Carolina St. ....	1947-59	320	81	.798
Nat Holman, CCNY .....	1920-32	147	38	.795

**Coach, Team**

	Seasons	W	L	Pct.
Henry Iba, Northwest Mo. St., Colorado & Oklahoma St. ....	1930-42	263	69	.792
Adolph Rupp, Kentucky .....	1931-43	215	57	.790
Denny Crum, Louisville .....	1972-84	319	89	.782

**14 SEASONS**

**Coach, Team**

	Seasons	W	L	Pct.
Clair Bee, Rider & Long Island .....	1929-42	291	41	.877
Roy Williams, Kansas .....	1989-2002	388	93	.807
Nat Holman, CCNY .....	1920-33	160	39	.804
Harold Anderson, Toledo & Bowling Green .....	1935-48	288	72	.800
Jerry Tarkanian, Long Beach St. & UNLV .....	1969-82	318	80	.799
Adolph Rupp, Kentucky .....	1931-44	234	59	.799
Low Andreas, Syracuse .....	1925-38	198	50	.798
Henry Iba, Northwest Mo. St., Colorado & Oklahoma St. ....	1930-43	277	79	.778
Everett Case, North Carolina St. ....	1947-60	331	96	.775
Jim Boeheim, Syracuse .....	1977-90	343	108	.761

**15 SEASONS**

**Coach, Team**

	Seasons	W	L	Pct.
Clair Bee, Rider & Long Island .....	1929-43	304	47	.866
Nat Holman, CCNY .....	1920-34	174	40	.813
Jerry Tarkanian, Long Beach St. & UNLV .....	1969-83	346	83	.807
Roy Williams, Kansas .....	1989-2003	418	101	.805
Adolph Rupp, Kentucky .....	1931-45	256	63	.803
Harold Anderson, Toledo & Bowling Green .....	1935-49	312	79	.798
Low Andreas, Syracuse .....	1925-39	212	54	.797
Henry Iba, Northwest Mo. St., Colorado & Oklahoma St. ....	1930-44	304	85	.781
Everett Case, North Carolina St. ....	1947-61	347	105	.768
Denny Crum, Louisville .....	1972-86	370	114	.764
Jim Boeheim, Syracuse .....	1977-91	369	114	.764

**16 SEASONS**

**Coach, Team**

	Seasons	W	L	Pct.
Clair Bee, Rider & Long Island .....	1929-43, 46	318	56	.850
Adolph Rupp, Kentucky .....	1931-46	284	65	.814
Jerry Tarkanian, Long Beach St. & UNLV .....	1969-84	375	89	.808
Nat Holman, CCNY .....	1920-35	184	46	.800
Roy Williams, Kansas & North Carolina .....	1989-2004	437	112	.796
Henry Iba, Northwest Mo. St., Colorado & Oklahoma St. ....	1930-45	331	89	.788
Harold Anderson, Toledo & Bowling Green .....	1935-50	331	90	.786
Low Andreas, Syracuse .....	1925-40	222	62	.782
Everett Case, North Carolina St. ....	1947-62	358	111	.763
Ray Mears, Wittenberg & Tennessee .....	1957-72	306	97	.759
Jim Boeheim, Syracuse .....	1977-92	391	124	.759

**17 SEASONS**

**Coach, Team**

	Seasons	W	L	Pct.
Clair Bee, Rider & Long Island .....	1929-43, 46-47	335	61	.850
Adolph Rupp, Kentucky .....	1931-47	318	68	.824
Jerry Tarkanian, Long Beach St. & UNLV .....	1969-85	403	93	.813
Roy Williams, Kansas & North Carolina .....	1989-2005	470	116	.802
Henry Iba, Northwest Mo. St., Colorado & Oklahoma St. ....	1930-46	362	91	.799
Nat Holman, CCNY .....	1920-36	194	50	.795
Harold Anderson, Toledo & Bowling Green .....	1935-51	341	94	.784
Low Andreas, Syracuse .....	1925-41	236	67	.779
Jim Boeheim, Syracuse .....	1977-93	411	133	.756
Joseph Lapchick, St. John's (N.Y.) .....	1937-47, 57-62	291	95	.754

**18 SEASONS**

**Coach, Team**

	Seasons	W	L	Pct.
Clair Bee, Rider & Long Island .....	1929-43, 46-48	352	65	.844
Adolph Rupp, Kentucky .....	1931-48	354	71	.833
Jerry Tarkanian, Long Beach St. & UNLV .....	1969-86	436	98	.816
Roy Williams, Kansas & North Carolina .....	1989-2006	493	124	.799
Henry Iba, Northwest Mo. St., Colorado & Oklahoma St. ....	1930-47	386	99	.796
Nat Holman, CCNY .....	1920-37	204	56	.785
Harold Anderson, Toledo & Bowling Green .....	1935-52	358	104	.775
Low Andreas, Syracuse .....	1925-42	251	73	.775
Jim Boeheim, Syracuse .....	1977-94	434	140	.756
Dean Smith, North Carolina .....	1962-79	386	127	.752

**19 SEASONS**

**Coach, Team**

	Seasons	W	L	Pct.
Adolph Rupp, Kentucky .....	1931-49	386	73	.841
Clair Bee, Rider & Long Island .....	1929-43, 46-49	370	77	.828
Jerry Tarkanian, Long Beach St. & UNLV .....	1969-87	473	100	.825

**Coach, Team**

	Seasons	W	L	Pct.
Henry Iba, Northwest Mo. St., Colorado & Oklahoma St. ....	1930-48	413	103	.800
Nat Holman, CCNY .....	1920-38	217	59	.786
Lew Andreas, Syracuse .....	1925-43	259	83	.757
Harold Anderson, Toledo & Bowling Green .....	1935-53	370	119	.757
Jim Boeheim, Syracuse .....	1977-95	454	150	.752
Dean Smith, North Carolina .....	1962-80	407	135	.751
Frank Keane, Rhode Island .....	1922-40	244	82	.748
Denny Crum, Louisville .....	1972-90	463	156	.748

**20 SEASONS**

**Coach, Team**

	Seasons	W	L	Pct.
Adolph Rupp, Kentucky .....	1931-50	411	78	.840
Clair Bee, Rider & Long Island .....	1929-43, 46-50	390	82	.826
Jerry Tarkanian, Long Beach St. & UNLV .....	1969-88	501	106	.825
Henry Iba, Northwest Mo. St., Colorado & Oklahoma St. ....	1930-49	436	108	.801
Phog Allen, Baker, Kansas, Haskell, Central Mo. St. & Kansas .....	1906-09, 13-28	325	89	.785
Nat Holman, CCNY .....	1920-39	228	65	.778
John Chaney, Cheyney & Temple .....	1973-92	458	143	.762
Frank Keane, Rhode Island .....	1922-41	265	86	.755
Harold Anderson, Toledo & Bowling Green .....	1935-54	387	126	.754
Dean Smith, North Carolina .....	1962-81	436	143	.753

**21 SEASONS**

**Coach, Team**

	Seasons	W	L	Pct.
Adolph Rupp, Kentucky .....	1931-51	443	80	.847
Clair Bee, Rider & Long Island .....	1929-43, 46-51	410	86	.827
Jerry Tarkanian, Long Beach St. & UNLV .....	1969-89	530	114	.823
Henry Iba, Northwest Mo. St., Colorado & Oklahoma St. ....	1930-50	454	117	.795
Nat Holman, CCNY .....	1920-40	236	73	.764
Dean Smith, North Carolina .....	1962-82	468	145	.763
Phog Allen, Baker, Kansas, Haskell, Central Mo. St. & Kansas .....	1906-09, 13-29	328	104	.759
Frank Keane, Rhode Island .....	1922-42	283	90	.759
John Chaney, Cheyney & Temple .....	1973-93	478	156	.754
Chick Davies, Duquesne .....	1925-40, 47-48	314	106	.748

**22 SEASONS**

**Coach, Team**

	Seasons	W	L	Pct.
Adolph Rupp, Kentucky .....	1931-52	472	83	.850
Jerry Tarkanian, Long Beach St. & UNLV .....	1969-90	565	119	.826
Henry Iba, Northwest Mo. St., Colorado & Oklahoma St. ....	1930-51	483	123	.797
Nat Holman, CCNY .....	1920-41	253	78	.764
Dean Smith, North Carolina .....	1962-83	496	153	.764
Frank Keane, Rhode Island .....	1922-43	299	93	.763
Phog Allen, Baker, Kansas, Haskell, Central Mo. St. & Kansas .....	1906-09, 13-30	342	108	.760
John Wooden, Indiana St. & UCLA .....	1947-68	464	151	.754
John Chaney, Cheyney & Temple .....	1973-94	501	164	.753
Lew Andreas, Syracuse .....	1925-47	308	105	.746

**23 SEASONS**

**Coach, Team**

	Seasons	W	L	Pct.
Adolph Rupp, Kentucky .....	1931-52, 54	497	83	.857
Jerry Tarkanian, Long Beach St. & UNLV .....	1969-91	599	120	.833
Henry Iba, Northwest Mo. St., Colorado & Oklahoma St. ....	1930-52	502	131	.793
Dean Smith, North Carolina .....	1962-84	524	156	.771
Nat Holman, CCNY .....	1920-42	269	81	.769
John Wooden, Indiana St. & UCLA .....	1947-69	493	152	.764
Phog Allen, Baker, Kansas, Haskell, Central Mo. St. & Kansas .....	1906-09, 13-31	357	111	.763
Frank Keane, Rhode Island .....	1922-44	313	99	.760
John Chaney, Cheyney & Temple .....	1973-95	520	175	.748
Ed Diddle, Western Ky. ....	1923-45	395	134	.747

**24 SEASONS**

**Coach, Team**

	Seasons	W	L	Pct.
Adolph Rupp, Kentucky .....	1931-52, 54-55	520	86	.858
Jerry Tarkanian, Long Beach St. & UNLV .....	1969-92	625	122	.837
Henry Iba, Northwest Mo. St., Colorado & Oklahoma St. ....	1930-53	525	138	.792
John Wooden, Indiana St. & UCLA .....	1947-70	521	154	.772
Dean Smith, North Carolina .....	1962-85	551	165	.770
Frank Keane, Rhode Island .....	1922-45	333	104	.762
Phog Allen, Baker, Kansas, Haskell, Central Mo. St. & Kansas .....	1906-09, 13-32	370	116	.761
Nat Holman, CCNY .....	1920-43	277	91	.753
Jim Boeheim, Syracuse .....	1977-2000	575	199	.743

**Coach, Team**

	Seasons	W	L	Pct.
Bob Huggins, Walsh, Akron & Cincinnati .....	1981-2005	567	199	.740

**25 SEASONS**

**Coach, Team**

	Seasons	W	L	Pct.
Adolph Rupp, Kentucky .....	1931-52, 54-56	540	92	.854
Jerry Tarkanian, Long Beach St., UNLV & Fresno St. ....	1969-92, 96	647	133	.829
Henry Iba, Northwest Mo. St., Colorado & Oklahoma St. ....	1930-54	549	143	.793
John Wooden, Indiana St. & UCLA .....	1947-71	550	155	.780
Dean Smith, North Carolina .....	1962-86	579	171	.772
Frank Keane, Rhode Island .....	1922-46	354	107	.768
Phog Allen, Baker, Kansas, Haskell, Central Mo. St. & Kansas .....	1906-09, 13-33	383	120	.761
Jim Boeheim, Syracuse .....	1977-2001	600	208	.743
John Chaney, Cheyney & Temple .....	1973-97	560	199	.738
Nat Holman, CCNY .....	1920-44	283	102	.735
Ed Diddle, Western Ky. ....	1923-47	435	157	.735

**26 SEASONS**

**Coach, Team**

	Seasons	W	L	Pct.
Adolph Rupp, Kentucky .....	1931-52, 54-57	563	97	.853
Jerry Tarkanian, Long Beach St., UNLV & Fresno St. ....	1969-92, 96-97	667	145	.821
John Wooden, Indiana St. & UCLA .....	1947-72	580	155	.789
Henry Iba, Northwest Mo. St., Colorado & Oklahoma St. ....	1930-55	561	156	.782
Dean Smith, North Carolina .....	1962-87	611	175	.777
Frank Keane, Rhode Island .....	1922-47	371	110	.771
Phog Allen, Baker, Kansas, Haskell, Central Mo. St. & Kansas .....	1906-09, 13-34	399	121	.767
Ed Diddle, Western Ky. ....	1923-48	463	159	.744
Jim Boeheim, Syracuse .....	1977-2002	623	221	.738
John Chaney, Cheyney & Temple .....	1973-98	581	208	.736
Nat Holman, CCNY .....	1920-45	295	106	.736

**27 SEASONS**

**Coach, Team**

	Seasons	W	L	Pct.
Adolph Rupp, Kentucky .....	1931-52, 54-58	586	103	.851
Jerry Tarkanian, Long Beach St., UNLV & Fresno St. ....	1969-92, 96-98	688	158	.813
John Wooden, Indiana St. & UCLA .....	1947-73	610	155	.797
Henry Iba, Northwest Mo. St., Colorado & Oklahoma St. ....	1930-56	579	165	.778
Dean Smith, North Carolina .....	1962-88	638	182	.778
Frank Keane, Rhode Island .....	1922-48	387	117	.768
Phog Allen, Baker, Kansas, Haskell, Central Mo. St. & Kansas .....	1906-09, 13-35	414	126	.767
Ed Diddle, Western Ky. ....	1923-49	488	163	.750
Jim Boeheim, Syracuse .....	1977-2003	653	226	.743
Nat Holman, CCNY .....	1920-46	309	110	.737
Bob Knight, Army & Indiana .....	1966-92	588	210	.737

**28 SEASONS**

**Coach, Team**

	Seasons	W	L	Pct.
Adolph Rupp, Kentucky .....	1931-52, 54-59	610	106	.852
Jerry Tarkanian, Long Beach St., UNLV & Fresno St. ....	1969-92, 96-99	689	170	.802
John Wooden, Indiana St. & UCLA .....	1947-74	636	159	.800
Dean Smith, North Carolina .....	1962-89	667	190	.778
Henry Iba, Northwest Mo. St., Colorado & Oklahoma St. ....	1930-57	596	174	.774
Phog Allen, Baker, Kansas, Haskell, Central Mo. St. & Kansas .....	1906-09, 13-36	435	128	.773
Ed Diddle, Western Ky. ....	1923-50	513	169	.752
Bob Knight, Army & Indiana .....	1966-93	619	214	.743
Jim Boeheim, Syracuse .....	1977-2004	676	234	.743
Mike Krzyzewski, Army & Duke .....	1976-2003	663	234	.739

**29 SEASONS**

**Coach, Team**

	Seasons	W	L	Pct.
Adolph Rupp, Kentucky .....	1931-52, 54-60	628	113	.848
John Wooden, Indiana St. & UCLA .....	1947-75	664	162	.804
Jerry Tarkanian, Long Beach St., UNLV & Fresno St. ....	1969-92, 96-2000	701	179	.797
Phog Allen, Baker, Kansas, Haskell, Central Mo. St. & Kansas .....	1906-09, 13-37	450	132	.773
Henry Iba, Northwest Mo. St., Colorado & Oklahoma St. ....	1930-58	617	182	.772
Dean Smith, North Carolina .....	1962-90	688	203	.772
Ed Diddle, Western Ky. ....	1923-51	532	179	.748
Jim Boeheim, Syracuse .....	1977-2005	703	241	.745
Mike Krzyzewski, Army & Duke .....	1976-2004	694	240	.743
Nat Holman, CCNY .....	1920-48	344	119	.743

**30 SEASONS**

<b>Coach, Team</b>	<b>Seasons</b>	<b>W</b>	<b>L</b>	<b>Pct.</b>
Adolph Rupp, Kentucky.....	1931-52, 54-61	647	122	.841
Jerry Tarkanian, Long Beach St., UNLV & Fresno St. ....	1969-92, 96-2001	710	186	.792
Phog Allen, Baker, Kansas, Haskell, Central Mo. St. & Kansas.....	1906-09, 13-38	468	134	.777
Dean Smith, North Carolina .....	1962-91	717	209	.774
Henry Iba, Northwest Mo. St., Colorado & Oklahoma St. ....	1930-59	628	196	.762
Ed Diddle, Western Ky. ....	1923-52	558	184	.752
Mike Krzyzewski, Army & Duke .....	1976-2005	721	246	.746
Lute Olson, Long Beach St., Iowa & Arizona .....	1974-2003	690	240	.742
Jim Boeheim, Syracuse.....	1977-2006	726	253	.742
Nat Holman, CCNY .....	1920-49	361	127	.740

**31 SEASONS**

<b>Coach, Team</b>	<b>Seasons</b>	<b>W</b>	<b>L</b>	<b>Pct.</b>
Adolph Rupp, Kentucky.....	1931-52, 54-62	670	125	.843
Jerry Tarkanian, Long Beach St., UNLV & Fresno St. ....	1969-92, 96-2000	729	201	.784
Phog Allen, Baker, Kansas, Haskell, Central Mo. St. & Kansas.....	1906-09, 13-39	481	141	.773
Dean Smith, North Carolina .....	1962-92	740	219	.772
Ed Diddle, Western Ky. ....	1923-53	583	190	.754
Henry Iba, Northwest Mo. St., Colorado & Oklahoma St. ....	1930-60	638	211	.751
Mike Krzyzewski, Army & Duke .....	1976-2006	753	250	.751
Nat Holman, CCNY .....	1920-50	385	132	.745
Lute Olson, Long Beach St., Iowa & Arizona .....	1974-2004	710	249	.740
Bob Knight, Army & Indiana .....	1966-96	678	247	.733

**32 SEASONS**

<b>Coach, Team</b>	<b>Seasons</b>	<b>W</b>	<b>L</b>	<b>Pct.</b>
Adolph Rupp, Kentucky.....	1931-52, 54-63	686	134	.837
Dean Smith, North Carolina .....	1962-93	774	223	.776
Phog Allen, Baker, Kansas, Haskell, Central Mo. St. & Kansas.....	1906-09, 13-40	500	147	.773
Ed Diddle, Western Ky. ....	1923-54	612	193	.760
Henry Iba, Northwest Mo. St., Colorado & Oklahoma St. ....	1930-61	652	222	.746
Lute Olson, Long Beach St., Iowa & Arizona .....	1974-2005	740	256	.743
Nat Holman, CCNY .....	1920-51	397	139	.741
Bob Knight, Army & Indiana .....	1966-97	700	258	.731
Eddie Sutton, Creighton, Arkansas, Kentucky & Oklahoma St. ....	1970-89, 91-2002	702	278	.716
John Chaney, Cheyney & Temple.....	1973-2004	708	283	.714

**33 SEASONS**

<b>Coach, Team</b>	<b>Seasons</b>	<b>W</b>	<b>L</b>	<b>Pct.</b>
Adolph Rupp, Kentucky.....	1931-52, 54-64	707	140	.835
Dean Smith, North Carolina .....	1962-94	802	230	.777
Phog Allen, Baker, Kansas, Haskell, Central Mo. St. & Kansas.....	1906-09, 13-41	512	153	.770
Ed Diddle, Western Ky. ....	1923-55	630	203	.756
Henry Iba, Northwest Mo. St., Colorado & Oklahoma St. ....	1930-62	666	233	.741
Lute Olson, Long Beach St., Iowa & Arizona .....	1974-2006	760	269	.739
Nat Holman, CCNY .....	1920-52	405	150	.730
Bob Knight, Army & Indiana .....	1966-98	720	270	.727
Eddie Sutton, Creighton, Arkansas, Kentucky & Oklahoma St. ....	1970-89, 91-2003	724	288	.715
John Chaney, Cheyney & Temple.....	1973-2005	724	297	.709

**34 SEASONS**

<b>Coach, Team</b>	<b>Seasons</b>	<b>W</b>	<b>L</b>	<b>Pct.</b>
Adolph Rupp, Kentucky.....	1931-52, 54-65	722	150	.828
Dean Smith, North Carolina .....	1962-95	830	236	.779
Phog Allen, Baker, Kansas, Haskell, Central Mo. St. & Kansas.....	1906-09, 13-42	529	158	.770
Ed Diddle, Western Ky. ....	1923-56	646	215	.750
Henry Iba, Northwest Mo. St., Colorado & Oklahoma St. ....	1930-63	682	242	.738
Bob Knight, Army & Indiana .....	1966-99	743	281	.726
Eddie Sutton, Creighton, Arkansas, Kentucky & Oklahoma St. ....	1970-89, 91-2004	755	292	.721
Nat Holman, CCNY .....	1920-52, 55	413	160	.721
John Chaney, Cheyney & Temple.....	1973-2006	741	312	.704
Jim Calhoun, Northeastern & Connecticut.....	1973-2006	733	314	.700
Don Haskins, UTEP .....	1962-95	665	298	.691

**35 SEASONS**

<b>Coach, Team</b>	<b>Seasons</b>	<b>W</b>	<b>L</b>	<b>Pct.</b>
Adolph Rupp, Kentucky.....	1931-52, 54-66	749	152	.831
Dean Smith, North Carolina .....	1962-96	851	247	.775
Phog Allen, Baker, Kansas, Haskell, Central Mo. St. & Kansas.....	1906-09, 13-43	551	164	.771
Ed Diddle, Western Ky. ....	1923-57	663	224	.747
Henry Iba, Northwest Mo. St., Colorado & Oklahoma St. ....	1930-64	697	252	.734
Bob Knight, Army & Indiana .....	1966-2000	764	289	.726
Eddie Sutton, Creighton, Arkansas, Kentucky & Oklahoma St. ....	1970-89, 91-2005	781	299	.723
Nat Holman, CCNY .....	1920-52, 55-56	417	174	.706
Don Haskins, UTEP .....	1962-96	678	313	.684
Lefty Driesell, Davidson, Maryland & James Madison .....	1961-86, 89-97	683	335	.671

**36 SEASONS**

<b>Coach, Team</b>	<b>Seasons</b>	<b>W</b>	<b>L</b>	<b>Pct.</b>
Adolph Rupp, Kentucky.....	1931-52, 54-67	762	165	.822
Dean Smith, North Carolina .....	1962-97	879	254	.776
Phog Allen, Baker, Kansas, Haskell, Central Mo. St. & Kansas.....	1906-09, 13-44	568	173	.767
Ed Diddle, Western Ky. ....	1923-58	677	235	.742
Henry Iba, Northwest Mo. St., Colorado & Oklahoma St. ....	1930-65	717	259	.735
Bob Knight, Army, Indiana & Texas Tech .....	1966-2000, 02	787	298	.725
Eddie Sutton, Creighton, Arkansas, Kentucky & Oklahoma St. ....	1970-89, 91-2006	798	315	.717
Nat Holman, CCNY .....	1920-52, 55-56, 59	423	186	.695
Don Haskins, UTEP .....	1962-97	691	351	.679
Lou Henson, Hardin-Simmons, New Mexico St., Illinois & New Mexico St. ....	1963-96, 99-2000	708	351	.669

**37 SEASONS**

<b>Coach, Team</b>	<b>Seasons</b>	<b>W</b>	<b>L</b>	<b>Pct.</b>
Adolph Rupp, Kentucky.....	1931-52, 54-68	784	170	.822
Phog Allen, Baker, Kansas, Haskell, Central Mo. St. & Kansas.....	1906-09, 13-45	580	178	.765
Ed Diddle, Western Ky. ....	1923-59	693	245	.739
Bob Knight, Army, Indiana & Texas Tech .....	1966-2000, 02-03	809	311	.722
Henry Iba, Northwest Mo. St., Colorado & Oklahoma St. ....	1930-66	721	280	.720
Nat Holman, CCNY .....	1920-52, 55-56, 59-60	423	190	.690
Don Haskins, UTEP .....	1962-98	703	341	.673
Lefty Driesell, Davidson, Maryland, James Madison & Georgia St. ....	1961-86, 89-99	716	360	.665
Lou Henson, Hardin-Simmons, New Mexico St., Illinois & New Mexico St. ....	1963-96, 99-2001	722	365	.664
Norm Stewart, UNI & Missouri.....	1962-98	711	366	.660

**38 SEASONS**

<b>Coach, Team</b>	<b>Seasons</b>	<b>W</b>	<b>L</b>	<b>Pct.</b>
Adolph Rupp, Kentucky.....	1931-52, 54-69	807	175	.822
Phog Allen, Baker, Kansas, Haskell, Central Mo. St. & Kansas.....	1906-09, 13-46	599	180	.769
Ed Diddle, Western Ky. ....	1923-60	714	252	.739
Bob Knight, Army, Indiana & Texas Tech .....	1966-2000, 02-04	832	322	.721
Henry Iba, Northwest Mo. St., Colorado & Oklahoma St. ....	1930-67	728	298	.710
Don Haskins, UTEP .....	1962-99	719	353	.671
Lefty Driesell, Davidson, Maryland, James Madison & Georgia St. ....	1961-86, 89-2000	733	372	.663
Lou Henson, Hardin-Simmons, New Mexico St., Illinois & New Mexico St. ....	1963-96, 99-2002	742	377	.663
Norm Stewart, UNI & Missouri.....	1962-99	731	375	.661
Ray Meyer, DePaul.....	1943-80	623	335	.650

**39 SEASONS**

<b>Coach, Team</b>	<b>Seasons</b>	<b>W</b>	<b>L</b>	<b>Pct.</b>
Adolph Rupp, Kentucky.....	1931-52, 54-70	833	177	.825
Phog Allen, Baker, Kansas, Haskell, Central Mo. St. & Kansas.....	1906-09, 13-47	607	185	.766
Ed Diddle, Western Ky. ....	1923-61	732	260	.740
Bob Knight, Army, Indiana & Texas Tech .....	1966-2000, 02-05	854	333	.719
Henry Iba, Northwest Mo. St., Colorado & Oklahoma St. ....	1930-68	738	314	.702
Lefty Driesell, Davidson, Maryland, James Madison & Georgia St. ....	1961-86, 89-2001	762	377	.669
Ray Meyer, DePaul.....	1943-81	650	337	.659

**COACHING RECORDS**



<b>Coach, Team</b>	<b>Seasons</b>	<b>W</b>	<b>L</b>	<b>Pct.</b>
Lou Henson, Hardin-Simmons, New Mexico St., Illinois & New Mexico St.	1963-96, 99-2003	762	386	.664
Tony Hinkle, Butler	1927-42, 46-68	531	367	.591
Marv Harshman, Pacific Lutheran, Washington St. & Washington	1946-84	632	439	.590

**40 SEASONS**

<b>Coach, Team</b>	<b>Seasons</b>	<b>W</b>	<b>L</b>	<b>Pct.</b>
Adolph Rupp, Kentucky	1931-52, 54-71	855	183	.824
Phog Allen, Baker, Kansas, Haskell, Central Mo. St. & Kansas	1906-09, 13-48	616	200	.755
Ed Diddle, Western Ky.	1923-62	749	270	.735
Bob Knight, Army, Indiana & Texas Tech	1966-2000, 02-06	869	350	.713
Henry Iba, Northwest Mo. St., Colorado & Oklahoma St.	1930-69	750	327	.696
Lefty Driesell, Davidson, Maryland, James Madison & Georgia St.	1961-86, 89-2002	782	388	.668
Ray Meyer, DePaul	1943-82	676	339	.666
Lou Henson, Hardin-Simmons, New Mexico St., Illinois & New Mexico St.	1963-96, 99-2004	775	400	.660
Marv Harshman, Pacific Lutheran, Washington St. & Washington	1946-85	654	449	.593
Tony Hinkle, Butler	1927-42, 46-69	542	382	.587

**41 SEASONS**

<b>Coach, Team</b>	<b>Seasons</b>	<b>W</b>	<b>L</b>	<b>Pct.</b>
Adolph Rupp, Kentucky	1931-52, 54-72	876	190	.822
Phog Allen, Baker, Kansas, Haskell, Central Mo. St. & Kansas	1906-09, 13-49	628	212	.748
Ed Diddle, Western Ky.	1923-63	754	286	.725
Henry Iba, Northwest Mo. St., Colorado & Oklahoma St.	1930-70	764	339	.693
Ray Meyer, DePaul	1943-83	697	351	.665
Lefty Driesell, Davidson, Maryland, James Madison & Georgia St.	1961-86, 89-2003	800	409	.662
Lou Henson, Hardin-Simmons, New Mexico St., Illinois & New Mexico St.	1963-96, 99-2005	779	412	.654
Tony Hinkle, Butler	1927-42, 46-70	557	393	.586

**42 SEASONS**

<b>Coach, Team</b>	<b>Seasons</b>	<b>W</b>	<b>L</b>	<b>Pct.</b>
Phog Allen, Baker, Kansas, Haskell, Central Mo. St. & Kansas	1906-09, 13-50	642	223	.742
Ed Diddle, Western Ky.	1923-64	759	302	.715
Ray Meyer, DePaul	1943-84	724	354	.672

**Top 10 Best Career Starts By Wins**

(Head coaches with at least half their seasons at Division I)

**1 SEASON**

<b>Coach, Team</b>	<b>Season</b>	<b>W</b>	<b>L</b>	<b>Pct.</b>
Bill Guthridge, North Carolina	1998	34	4	.895
Bill Hodges, Indiana St.	1979	33	1	.970
Jamie Dixon, Pittsburgh	2004	31	5	.861
Stan Heath, Kent St.	2002	30	6	.833
John Warren, Oregon	1945	30	13	.698
Mick Cronin, Murray St.	2004	28	6	.824
Phil Johnson, Weber St.	1969	27	3	.900
Blaine Taylor, Montana	1992	27	4	.871
Tevester Anderson, Murray St.	1999	27	6	.818
John Phillips, Tulsa	2002	27	7	.794
Chris Lowery, Southern Ill.	2005	27	8	.771
Doc Sadler, UTEP	2005	27	8	.771

**2 SEASONS**

<b>Coach, Team</b>	<b>Seasons</b>	<b>W</b>	<b>L</b>	<b>Pct.</b>
Bill Guthridge, North Carolina	1998-99	58	14	.806
Everett Case, North Carolina St.	1947-48	55	8	.873
Todd Lickliter, Butler	2002-03	53	12	.815
Ben Carnevale, North Carolina	1945-46	52	11	.825
Mark Fox, Nevada	2005-06	52	13	.800
Mark Few, Gonzaga	2000-01	52	16	.765
Don Manson, Gonzaga	1998-99	52	17	.754
Bill Carmody, Princeton	1997-98	51	6	.895
Jamie Dixon, Pittsburgh	2004-05	51	14	.785
Gary Cunningham, UCLA	1978-79	50	8	.862
Kermit Davis Jr., Idaho	1989-90	50	12	.806
Nolan Richardson, Tulsa	1981-82	50	13	.794
Thad Matta, Butler & Xavier	2001-02	50	14	.781
Tevester Anderson, Murray St.	1999-2000	50	15	.769
John Phillips, Tulsa	2002-03	50	17	.746
Stan Watts, Brigham Young	1950-51	50	21	.704

**3 SEASONS**

<b>Coach, Team</b>	<b>Seasons</b>	<b>W</b>	<b>L</b>	<b>Pct.</b>
Mark Few, Gonzaga	2000-02	81	20	.802
Everett Case, North Carolina St.	1947-49	80	16	.833
Bill Guthridge, North Carolina	1998-2000	80	28	.741
Thad Matta, Butler & Xavier	2001-03	76	20	.792
Jamie Dixon, Pittsburgh	2004-06	76	22	.776
Roy Williams, Kansas	1989-91	76	25	.752
Jim Boeheim, Syracuse	1977-79	74	14	.841
Bill Carmody, Princeton	1997-99	73	14	.839
Jerry Tarkanian, Long Beach St.	1969-71	71	13	.845
Dick Hunsaker, Ball St.	1990-92	71	26	.732

**4 SEASONS**

<b>Coach, Team</b>	<b>Seasons</b>	<b>W</b>	<b>L</b>	<b>Pct.</b>
Everett Case, North Carolina St.	1947-50	107	22	.829
Mark Few, Gonzaga	2000-03	105	29	.784
Bruce Stewart, West Va. Wesleyan & Middle Tenn.	1983-86	104	34	.754
Roy Williams, Kansas	1989-92	103	30	.774
Thad Matta, Butler & Xavier	2001-04	102	31	.767
Jim Boeheim, Syracuse	1977-80	100	18	.847
Speedy Morris, La Salle	1987-90	100	31	.763
Paul Westphal, Grand Canyon & Pepperdine	1987-88, 2002-03	100	40	.714
Denny Crum, Louisville	1972-75	98	22	.817
Dick Hunsaker, Ball St.	1990-93	97	34	.740

**5 SEASONS**

<b>Coach, Team</b>	<b>Seasons</b>	<b>W</b>	<b>L</b>	<b>Pct.</b>
Everett Case, North Carolina St.	1947-51	137	29	.825
Mark Few, Gonzaga	2000-04	133	32	.806
Roy Williams, Kansas	1989-93	132	37	.781
Bruce Stewart, West Va. Wesleyan & Middle Tenn.	1983-87	126	41	.754
Fordy Anderson, Drake & Bradley	1947-51	123	42	.745
Jerry Tarkanian, Long Beach St. & UNLV	1969-73	122	20	.859
Jim Boeheim, Syracuse	1977-81	122	30	.803
Thad Matta, Butler, Xavier & Ohio St.	2001-05	122	43	.739
Fred Schaus, West Virginia	1955-59	120	32	.789
Larry Brown, UCLA & Kansas	1980-81, 84-86	120	38	.759
Tom Izzo, Michigan St.	1996-2000	120	48	.714

**6 SEASONS**

<b>Coach, Team</b>	<b>Seasons</b>	<b>W</b>	<b>L</b>	<b>Pct.</b>
Everett Case, North Carolina St.	1947-52	161	39	.805
Roy Williams, Kansas	1989-94	159	45	.779
Mark Few, Gonzaga	2000-05	159	37	.811
Bruce Stewart, West Va. Wesleyan & Middle Tenn.	1983-88	149	52	.741
Thad Matta, Butler, Xavier & Ohio St.	2001-06	148	49	.751
Tom Izzo, Michigan St.	1996-2001	148	53	.736
Fred Schaus, West Virginia	1955-60	146	37	.798
Larry Brown, UCLA & Kansas	1980-81, 84-87	145	49	.747
Jerry Tarkanian, Long Beach St. & UNLV	1969-74	142	26	.845
Pete Gillen, Xavier	1986-91	141	49	.742

**7 SEASONS**

<b>Coach, Team</b>	<b>Seasons</b>	<b>W</b>	<b>L</b>	<b>Pct.</b>
Mark Few, Gonzaga	2000-06	188	41	.821
Everett Case, North Carolina St.	1947-53	187	45	.806
Roy Williams, Kansas	1989-95	184	51	.783
Larry Brown, UCLA & Kansas	1980-81, 84-88	172	60	.741
Bruce Stewart, West Va. Wesleyan & Middle Tenn.	1983-89	172	60	.741
Tom Izzo, Michigan St.	1996-2002	167	65	.720
Bruce Weber, Southern Ill. & Illinois	1999-2005	166	63	.725
Denny Crum, Louisville	1972-78	162	44	.786
Howard Hobson, Southern Ore. & Oregon	1933-39	162	48	.771
Fred Schaus, West Virginia & Purdue	1955-60, 73	161	46	.778
Jerry Tarkanian, Long Beach St. & UNLV	1969-75	160	28	.851

**8 SEASONS**

<b>Coach, Team</b>	<b>Seasons</b>	<b>W</b>	<b>L</b>	<b>Pct.</b>
Everett Case, North Carolina St.	1947-54	213	52	.804
Roy Williams, Kansas	1989-96	213	56	.792
Bruce Weber, Southern Ill. & Illinois	1999-2006	192	70	.733
Jerry Tarkanian, Long Beach St. & UNLV	1969-76	189	30	.863
John Calipari, Massachusetts	1989-96	189	70	.730
Tom Izzo, Michigan St.	1996-2003	189	78	.708
Tubby Smith, Tulsa, Georgia & Kentucky	1992-99	187	75	.714
Denny Crum, Louisville	1972-79	186	52	.782
Bruce Stewart, West Va. Wesleyan & Middle Tenn.	1983-90	184	75	.710
Fred Schaus, West Virginia & Purdue	1955-60, 73-74	182	55	.768



Coach, Team	Seasons	W	L	Pct.
Jim Boeheim, Syracuse.....	1977-84	182	62	.745

**9 SEASONS**

Coach, Team	Seasons	W	L	Pct.
Roy Williams, Kansas.....	1989-97	247	58	.810
Everett Case, North Carolina St.....	1947-55	241	56	.811
Denny Crum, Louisville.....	1972-80	219	55	.799
Jerry Tarkanian, Long Beach St. & UNLV.....	1969-77	218	33	.869
John Calipari, Massachusetts & Memphis.....	1989-96, 2001	210	85	.712
Tubby Smith, Tulsa, Georgia & Kentucky.....	1992-2000	210	85	.712
Tom Izzo, Michigan St.....	1996-2004	207	90	.697
Jim Boeheim, Syracuse.....	1977-85	204	71	.742
Fred Schaus, West Virginia & Purdue.....	1955-60, 73-75	199	66	.751
Howard Hobson, Southern Ore. & Oregon.....	1933-41	199	78	.718

**10 SEASONS**

Coach, Team	Seasons	W	L	Pct.
Roy Williams, Kansas.....	1989-98	282	62	.820
Everett Case, North Carolina St.....	1947-56	265	60	.815
Denny Crum, Louisville.....	1972-81	240	64	.789
Jerry Tarkanian, Long Beach St. & UNLV.....	1969-78	238	41	.853
John Calipari, Massachusetts & Memphis.....	1989-96, 2001-02	237	94	.716
Tubby Smith, Tulsa, Georgia & Kentucky.....	1992-2001	234	95	.711
Tom Izzo, Michigan St.....	1996-2005	233	97	.706
Jim Boeheim, Syracuse.....	1977-86	230	77	.749
Nolan Richardson, Tulsa & Arkansas.....	1981-90	226	88	.720
Pete Gillen, Xavier & Providence.....	1986-95	219	88	.713

**11 SEASONS**

Coach, Team	Seasons	W	L	Pct.
Roy Williams, Kansas.....	1989-99	305	72	.809
Everett Case, North Carolina St.....	1947-57	280	71	.798
Denny Crum, Louisville.....	1972-82	263	74	.780
Jim Boeheim, Syracuse.....	1977-87	261	84	.757
Nolan Richardson, Tulsa & Arkansas.....	1981-91	260	92	.739
John Calipari, Massachusetts & Memphis.....	1989-96, 2001-03	260	101	.720
Jerry Tarkanian, Long Beach St. & UNLV.....	1969-79	259	49	.841
Tubby Smith, Tulsa, Georgia & Kentucky.....	1992-2002	256	105	.709
Tom Izzo, Michigan St.....	1996-2006	255	109	.701
Tom Blackburn, Dayton.....	1948-58	242	87	.736

**12 SEASONS**

Coach, Team	Seasons	W	L	Pct.
Roy Williams, Kansas.....	1989-2000	329	82	.800
Everett Case, North Carolina St.....	1947-58	298	77	.795
Denny Crum, Louisville.....	1972-83	295	78	.791
Tubby Smith, Tulsa, Georgia & Kentucky.....	1992-2003	288	109	.725
Jim Boeheim, Syracuse.....	1977-88	287	93	.755
Nolan Richardson, Tulsa & Arkansas.....	1981-92	286	100	.741
Jerry Tarkanian, Long Beach St. & UNLV.....	1969-80	282	58	.829
John Calipari, Massachusetts & Memphis.....	1989-96, 2001-04	282	109	.721
Wimp Sanderson, Alabama.....	1981-92	265	118	.692
John Thompson, Georgetown.....	1973-84	262	104	.716
Bob Huggins, Walsh, Akron & Cincinnati.....	1981-93	262	108	.708

**13 SEASONS**

Coach, Team	Seasons	W	L	Pct.
Roy Williams, Kansas.....	1989-2001	355	89	.800
Everett Case, North Carolina St.....	1947-59	320	81	.798
Denny Crum, Louisville.....	1972-84	319	89	.782
Jim Boeheim, Syracuse.....	1977-89	317	101	.758
Tubby Smith, Tulsa, Georgia & Kentucky.....	1992-2004	315	114	.734
Nolan Richardson, Tulsa & Arkansas.....	1981-93	308	109	.739
John Calipari, Massachusetts & Memphis.....	1989-96, 2001-05	304	125	.709
Jerry Tarkanian, Long Beach St. & UNLV.....	1969-81	298	70	.810
John Thompson, Georgetown.....	1973-85	297	107	.735
Bob Huggins, Walsh, Akron & Cincinnati.....	1981-94	284	118	.706

**14 SEASONS**

Coach, Team	Seasons	W	L	Pct.
Roy Williams, Kansas.....	1989-2002	388	93	.807
Jim Boeheim, Syracuse.....	1977-90	343	108	.761
Tubby Smith, Tulsa, Georgia & Kentucky.....	1992-2005	343	120	.741
Nolan Richardson, Tulsa & Arkansas.....	1981-94	339	112	.752
Denny Crum, Louisville.....	1972-85	338	107	.760
John Calipari, Massachusetts & Memphis.....	1989-96, 2001-06	337	129	.723
Everett Case, North Carolina St.....	1947-60	331	96	.775
John Thompson, Georgetown.....	1973-86	321	115	.736

Coach, Team	Seasons	W	L	Pct.
Jerry Tarkanian, Long Beach St. & UNLV.....	1969-82	318	80	.799
Rick Pitino, Boston U., Providence & Kentucky.....	1979-83, 86-87, 90-96	317	119	.727

**15 SEASONS**

Coach, Team	Seasons	W	L	Pct.
Roy Williams, Kansas.....	1989-2003	418	101	.805
Nolan Richardson, Tulsa & Arkansas.....	1981-95	371	119	.757
Denny Crum, Louisville.....	1972-86	370	114	.764
Jim Boeheim, Syracuse.....	1977-91	369	114	.764
Tubby Smith, Tulsa, Georgia & Kentucky.....	1992-2006	365	133	.733
Rick Pitino, Boston U., Providence & Kentucky.....	1979-83, 86-87, 90-97	352	124	.739
John Thompson, Georgetown.....	1973-87	350	120	.745
Everett Case, North Carolina St.....	1947-61	347	105	.768
Jerry Tarkanian, Long Beach St. & UNLV.....	1969-83	346	83	.807
Rick Majerus, Marquette, Ball St. & Utah.....	1984-86, 88-99	337	116	.744

**16 SEASONS**

Coach, Team	Seasons	W	L	Pct.
Roy Williams, Kansas & North Carolina.....	1989-2004	437	112	.796
Jim Boeheim, Syracuse.....	1977-92	391	124	.759
Nolan Richardson, Tulsa & Arkansas.....	1981-96	391	132	.748
Denny Crum, Louisville.....	1972-87	388	128	.752
Jerry Tarkanian, Long Beach St. & UNLV.....	1969-84	375	89	.808
Rick Pitino, Boston U., Providence, Kentucky & Louisville.....	1979-83, 86-87, 90-97, 2002	371	137	.730
John Thompson, Georgetown.....	1973-88	370	130	.740
Billy Tubbs, Texas St., Lamar & Oklahoma.....	1972-73, 77-90	363	153	.703
Bob Huggins, Walsh, Akron & Cincinnati.....	1981-97	361	142	.718
Rick Majerus, Marquette, Ball St. & Utah.....	1984-86, 88-2000	360	125	.742

**17 SEASONS**

Coach, Team	Seasons	W	L	Pct.
Roy Williams, Kansas & North Carolina.....	1989-2005	470	116	.802
Denny Crum, Louisville.....	1972-88	412	139	.748
Jim Boeheim, Syracuse.....	1977-93	411	133	.756
Nolan Richardson, Tulsa & Arkansas.....	1981-97	409	146	.737
Jerry Tarkanian, Long Beach St. & UNLV.....	1969-85	403	93	.813
John Thompson, Georgetown.....	1973-89	399	135	.747
Rick Pitino, Boston U., Providence, Kentucky & Louisville.....	1979-83, 86-87, 90-97, 2002-03	396	144	.733
Bob Huggins, Walsh, Akron & Cincinnati.....	1981-98	388	148	.724
Billy Tubbs, Texas St., Lamar & Oklahoma.....	1972-73, 77-91	383	168	.695
Eddie Sutton, Creighton, Arkansas & Kentucky.....	1970-86	374	129	.744

**18 SEASONS**

Coach, Team	Seasons	W	L	Pct.
Roy Williams, Kansas & North Carolina.....	1989-2006	493	124	.799
Jerry Tarkanian, Long Beach St. & UNLV.....	1969-86	436	98	.816
Denny Crum, Louisville.....	1972-89	436	148	.747
Jim Boeheim, Syracuse.....	1977-94	434	140	.756
Nolan Richardson, Tulsa & Arkansas.....	1981-98	433	155	.736
John Thompson, Georgetown.....	1973-90	423	142	.749
Rick Pitino, Boston U., Providence, Kentucky & Louisville.....	1979-83, 86-87, 90-97, 2002-04	416	154	.730
Bob Huggins, Walsh, Akron & Cincinnati.....	1981-99	415	154	.729
Billy Tubbs, Texas St., Lamar & Oklahoma.....	1972-73, 77-92	404	177	.695
Lou Carnesecca, St. John's (N.Y.).....	1966-70, 74-86	402	136	.747

**19 SEASONS**

Coach, Team	Seasons	W	L	Pct.
Jerry Tarkanian, Long Beach St. & UNLV.....	1969-87	473	100	.825
Denny Crum, Louisville.....	1972-90	463	156	.748
Nolan Richardson, Tulsa & Arkansas.....	1981-99	456	166	.733
Jim Boeheim, Syracuse.....	1977-95	454	150	.752
Rick Pitino, Boston U., Providence, Kentucky & Louisville.....	1979-83, 86-87, 90-97, 2002-05	449	159	.738
Bob Huggins, Walsh, Akron & Cincinnati.....	1981-2000	444	158	.738
John Thompson, Georgetown.....	1973-91	442	155	.740
Billy Tubbs, Texas St., Lamar & Oklahoma.....	1972-73, 77-93	424	189	.692
Lou Carnesecca, St. John's (N.Y.).....	1966-70, 74-87	423	145	.745
Mike Krzyzewski, Army & Duke.....	1976-94	422	183	.698

**20 SEASONS**

Coach, Team	Seasons	W	L	Pct.
Jerry Tarkanian, Long Beach St. & UNLV.....	1969-88	501	106	.825
Jim Boeheim, Syracuse.....	1977-96	483	159	.752
Denny Crum, Louisville.....	1972-91	477	172	.735
Nolan Richardson, Tulsa & Arkansas.....	1981-2000	475	181	.724
Rick Pitino, Boston U., Providence, Kentucky & Louisville.....	1979-83, 86-87, 90-97, 2002-06	470	172	.732

**Coach, Team**

	Seasons	W	L	Pct.
Bob Huggins, Walsh, Akron & Cincinnati.....	1981-2001	469	168	.736
John Thompson, Georgetown.....	1973-92	464	165	.738
John Chaney, Cheyney & Temple.....	1973-92	458	143	.762
Lou Carnesecca, St. John's (N.Y.).....	1966-70, 74-88	440	157	.737
Billy Tubbs, Texas St., Lamar & Oklahoma.....	1972-73, 77-94	439	202	.685
Henry Iba, Northwest Mo. St., Colorado & Oklahoma St.....	1930-49	436	108	.801
Dean Smith, North Carolina.....	1962-81	436	143	.753

**21 SEASONS****Coach, Team**

	Seasons	W	L	Pct.
Jerry Tarkanian, Long Beach St. & UNLV.....	1969-89	530	114	.823
Jim Boeheim, Syracuse.....	1977-97	502	172	.745
Bob Huggins, Walsh, Akron & Cincinnati.....	1981-2002	500	172	.744
Denny Crum, Louisville.....	1972-92	496	183	.730
Nolan Richardson, Tulsa & Arkansas.....	1981-2001	495	192	.721
John Thompson, Georgetown.....	1973-93	484	178	.731
John Chaney, Cheyney & Temple.....	1973-93	478	156	.754
Dean Smith, North Carolina.....	1962-82	468	145	.763
Lou Carnesecca, St. John's (N.Y.).....	1966-70, 74-89	460	170	.730
Lute Olson, Long Beach St., Iowa & Arizona.....	1974-94	458	179	.719

**22 SEASONS****Coach, Team**

	Seasons	W	L	Pct.
Jerry Tarkanian, Long Beach St. & UNLV.....	1969-90	565	119	.826
Jim Boeheim, Syracuse.....	1977-98	528	181	.745
Denny Crum, Louisville.....	1972-93	518	192	.730
Bob Huggins, Walsh, Akron & Cincinnati.....	1981-2003	517	184	.738
John Thompson, Georgetown.....	1973-94	503	190	.726
John Chaney, Cheyney & Temple.....	1973-94	501	164	.753
Dean Smith, North Carolina.....	1962-83	496	153	.764
Lou Carnesecca, St. John's (N.Y.).....	1966-70, 74-90	484	180	.729
Henry Iba, Northwest Mo. St., Colorado & Oklahoma St.....	1930-51	483	123	.797
Eddie Sutton, Creighton, Arkansas, Kentucky & Oklahoma St.....	1970-89, 91-92	482	180	.728
Lute Olson, Long Beach St., Iowa & Arizona.....	1974-95	482	186	.722

**23 SEASONS****Coach, Team**

	Seasons	W	L	Pct.
Jerry Tarkanian, Long Beach St. & UNLV.....	1969-91	599	120	.833
Jim Boeheim, Syracuse.....	1977-99	549	193	.740
Denny Crum, Louisville.....	1972-94	546	198	.734
Bob Huggins, Walsh, Akron & Cincinnati.....	1981-2004	542	191	.739
Dean Smith, North Carolina.....	1962-84	524	156	.771
John Thompson, Georgetown.....	1973-95	524	200	.724
John Chaney, Cheyney & Temple.....	1973-95	520	175	.748
Lute Olson, Long Beach St., Iowa & Arizona.....	1974-96	509	192	.726
Lou Carnesecca, St. John's (N.Y.).....	1966-70, 74-91	507	189	.728
Mike Krzyzewski, Army & Duke.....	1976-98	505	212	.704

**24 SEASONS****Coach, Team**

	Seasons	W	L	Pct.
Jerry Tarkanian, Long Beach St. & UNLV.....	1969-92	625	122	.837
Jim Boeheim, Syracuse.....	1977-2000	575	199	.743
Bob Huggins, Walsh, Akron & Cincinnati.....	1981-2005	567	199	.740
Denny Crum, Louisville.....	1972-95	565	212	.727
John Thompson, Georgetown.....	1973-96	553	208	.727
Dean Smith, North Carolina.....	1962-85	551	165	.770
Mike Krzyzewski, Army & Duke.....	1976-99	542	214	.717
John Chaney, Cheyney & Temple.....	1973-96	540	188	.742
Lute Olson, Long Beach St., Iowa & Arizona.....	1974-97	534	201	.718
Eddie Sutton, Creighton, Arkansas, Kentucky & Oklahoma St.....	1970-89, 91-94	526	199	.726
Lou Carnesecca, St. John's (N.Y.).....	1966-70, 74-92	526	200	.725

**25 SEASONS****Coach, Team**

	Seasons	W	L	Pct.
Jerry Tarkanian, Long Beach St., UNLV & Fresno St.....	1969-92, 96	647	133	.829
Jim Boeheim, Syracuse.....	1977-2001	600	208	.743
Denny Crum, Louisville.....	1972-96	587	224	.724
Dean Smith, North Carolina.....	1962-86	579	171	.772
John Thompson, Georgetown.....	1973-97	573	218	.724
Mike Krzyzewski, Army & Duke.....	1976-2000	571	219	.723
Lute Olson, Long Beach St., Iowa & Arizona.....	1974-98	564	206	.732
John Chaney, Cheyney & Temple.....	1973-97	560	199	.738
Eddie Sutton, Creighton, Arkansas, Kentucky & Oklahoma St.....	1970-89, 91-95	553	209	.726
John Wooden, Indiana St. & UCLA.....	1947-71	550	155	.780

**26 SEASONS****Coach, Team**

	Seasons	W	L	Pct.
Jerry Tarkanian, Long Beach St., UNLV & Fresno St.....	1969-92, 96-97	667	145	.821
Jim Boeheim, Syracuse.....	1977-2002	623	221	.738
Denny Crum, Louisville.....	1972-97	613	233	.725
Dean Smith, North Carolina.....	1962-87	611	175	.777
Mike Krzyzewski, Army & Duke.....	1976-2001	606	223	.731
John Thompson, Georgetown.....	1973-98	589	233	.717
Lute Olson, Long Beach St., Iowa & Arizona.....	1974-99	586	213	.733
John Chaney, Cheyney & Temple.....	1973-98	581	208	.736
John Wooden, Indiana St. & UCLA.....	1947-72	580	155	.789
Eddie Sutton, Creighton, Arkansas, Kentucky & Oklahoma St.....	1970-89, 91-96	570	219	.722

**27 SEASONS****Coach, Team**

	Seasons	W	L	Pct.
Jerry Tarkanian, Long Beach St., UNLV & Fresno St.....	1969-92, 96-98	688	158	.813
Jim Boeheim, Syracuse.....	1977-2003	653	226	.743
Dean Smith, North Carolina.....	1962-88	638	182	.778
Mike Krzyzewski, Army & Duke.....	1976-2002	637	227	.737
Denny Crum, Louisville.....	1972-98	625	253	.712
Lute Olson, Long Beach St., Iowa & Arizona.....	1974-2000	613	220	.736
John Wooden, Indiana St. & UCLA.....	1947-73	610	155	.797
John Chaney, Cheyney & Temple.....	1973-99	605	219	.734
John Thompson, Georgetown.....	1973-99	596	239	.714
Bob Knight, Army & Indiana.....	1966-92	588	210	.737

**28 SEASONS****Coach, Team**

	Seasons	W	L	Pct.
Jerry Tarkanian, Long Beach St., UNLV & Fresno St.....	1969-92, 96-99	689	170	.802
Jim Boeheim, Syracuse.....	1977-2004	676	234	.743
Dean Smith, North Carolina.....	1962-89	667	190	.778
Mike Krzyzewski, Army & Duke.....	1976-2003	663	234	.739
Denny Crum, Louisville.....	1972-99	644	264	.709
Lute Olson, Long Beach St., Iowa & Arizona.....	1974-2001	638	226	.738
John Wooden, Indiana St. & UCLA.....	1947-74	636	159	.800
John Chaney, Cheyney & Temple.....	1973-2000	632	225	.737
Bob Knight, Army & Indiana.....	1966-93	619	214	.743
Adolph Rupp, Kentucky.....	1931-52, 54-59	610	106	.852

**29 SEASONS****Coach, Team**

	Seasons	W	L	Pct.
Jim Boeheim, Syracuse.....	1977-2005	703	241	.745
Jerry Tarkanian, Long Beach St., UNLV & Fresno St.....	1969-92, 96-2000	701	179	.797
Mike Krzyzewski, Army & Duke.....	1976-2005	694	240	.743
Dean Smith, North Carolina.....	1962-90	688	203	.772
John Wooden, Indiana St. & UCLA.....	1947-75	664	162	.804
Denny Crum, Louisville.....	1972-2000	663	276	.706
Lute Olson, Long Beach St., Iowa & Arizona.....	1974-2002	662	236	.737
John Chaney, Cheyney & Temple.....	1973-2001	656	238	.734
Bob Knight, Army & Indiana.....	1966-94	640	223	.742
Eddie Sutton, Creighton, Arkansas, Kentucky & Oklahoma St.....	1970-89, 91-99	632	252	.715

**30 SEASONS****Coach, Team**

	Seasons	W	L	Pct.
Jim Boeheim, Syracuse.....	1977-2006	726	253	.742
Mike Krzyzewski, Army & Duke.....	1976-2005	721	246	.746
Dean Smith, North Carolina.....	1962-91	717	209	.774
Jerry Tarkanian, Long Beach St., UNLV & Fresno St.....	1969-92, 96-2001	710	186	.792
Lute Olson, Long Beach St., Iowa & Arizona.....	1974-2003	690	240	.742
John Chaney, Cheyney & Temple.....	1973-2002	675	253	.727
Denny Crum, Louisville.....	1972-2001	675	295	.696
Bob Knight, Army & Indiana.....	1966-95	659	235	.737
Eddie Sutton, Creighton, Arkansas, Kentucky & Oklahoma St.....	1970-89, 91-2000	659	259	.718
Adolph Rupp, Kentucky.....	1931-52, 54-61	647	122	.841

**31 SEASONS****Coach, Team**

	Seasons	W	L	Pct.
Mike Krzyzewski, Army & Duke.....	1976-2006	753	250	.751
Dean Smith, North Carolina.....	1962-92	740	219	.772
Jerry Tarkanian, Long Beach St., UNLV & Fresno St.....	1969-92, 96-2002	729	201	.784
Lute Olson, Long Beach St., Iowa & Arizona.....	1974-2004	710	249	.740
John Chaney, Cheyney & Temple.....	1973-2003	693	269	.720
Bob Knight, Army & Indiana.....	1966-96	679	246	.734
Eddie Sutton, Creighton, Arkansas, Kentucky & Oklahoma St.....	1970-89, 91-2001	679	269	.716

<b>Coach, Team</b>	<b>Seasons</b>	<b>W</b>	<b>L</b>	<b>Pct.</b>
Adolph Rupp, Kentucky.....	1931-52, 54-62	670	125	.843
Jim Calhoun, Northeastern & Connecticut.....	1973-2003	647	296	.686
Billy Tubbs, Southwestern (Tex.), & Oklahoma, TCU, Lamar.....	1972-73, 77-2002, 04-06	641	340	.653

**32 SEASONS**

<b>Coach, Team</b>	<b>Seasons</b>	<b>W</b>	<b>L</b>	<b>Pct.</b>
Dean Smith, North Carolina.....	1962-93	774	223	.776
Lute Olson, Long Beach St., Iowa & Arizona.....	1974-2005	740	256	.743
John Chaney, Cheyney & Temple.....	1973-2004	708	283	.714
Eddie Sutton, Creighton, Arkansas, Kentucky & Oklahoma St.....	1970-89, 91-2002	702	278	.716
Bob Knight, Army & Indiana.....	1966-97	701	257	.732
Adolph Rupp, Kentucky.....	1931-52, 54-63	686	134	.837
Jim Calhoun, Northeastern & Connecticut.....	1973-2004	680	302	.692
Henry Iba, Northwest Mo. St., Colorado & Oklahoma St.....	1930-61	652	221	.746
Lefty Driesell, Davidson, Maryland & James Madison.....	1961-86, 89-94	641	289	.689
Don Haskins, UTEP.....	1962-93	627	276	.694

**33 SEASONS**

<b>Coach, Team</b>	<b>Seasons</b>	<b>W</b>	<b>L</b>	<b>Pct.</b>
Dean Smith, North Carolina.....	1962-94	802	230	.777
Lute Olson, Long Beach St., Iowa & Arizona.....	1974-2006	760	269	.739
Eddie Sutton, Creighton, Arkansas, Kentucky & Oklahoma St.....	1970-89, 91-2003	724	288	.715
John Chaney, Cheyney & Temple.....	1973-2005	724	297	.709
Bob Knight, Army & Indiana.....	1966-98	721	269	.728
Adolph Rupp, Kentucky.....	1931-52, 54-64	707	140	.835
Jim Calhoun, Northeastern & Connecticut.....	1973-2005	703	310	.694
Henry Iba, Northwest Mo. St., Colorado & Oklahoma St.....	1930-62	666	233	.741
Lefty Driesell, Davidson, Maryland & James Madison.....	1961-86, 89-95	657	302	.685
Don Haskins, UTEP.....	1962-94	645	288	.691
Lou Henson, Hardin-Simmons, New Mexico St. & Illinois.....	1963-95	645	318	.670

**34 SEASONS**

<b>Coach, Team</b>	<b>Seasons</b>	<b>W</b>	<b>L</b>	<b>Pct.</b>
Dean Smith, North Carolina.....	1962-95	830	236	.779
Eddie Sutton, Creighton, Arkansas, Kentucky & Oklahoma St.....	1970-89, 91-2004	755	292	.721
Bob Knight, Army & Indiana.....	1966-99	744	280	.727
John Chaney, Cheyney & Temple.....	1973-2006	741	312	.704
Jim Calhoun, Northeastern & Connecticut.....	1973-2006	733	314	.700
Adolph Rupp, Kentucky.....	1931-52, 54-65	722	150	.828
Henry Iba, Northwest Mo. St., Colorado & Oklahoma St.....	1930-63	682	242	.738
Lefty Driesell, Davidson, Maryland & James Madison.....	1961-86, 89-96	667	322	.674
Don Haskins, UTEP.....	1962-95	665	298	.691
Lou Henson, Hardin-Simmons, New Mexico St. & Illinois.....	1963-96	663	331	.667

**35 SEASONS**

<b>Coach, Team</b>	<b>Seasons</b>	<b>W</b>	<b>L</b>	<b>Pct.</b>
Dean Smith, North Carolina.....	1962-96	851	247	.775
Eddie Sutton, Creighton, Arkansas, Kentucky & Oklahoma St.....	1970-89, 91-2005	781	299	.723
Bob Knight, Army & Indiana.....	1966-2000	764	289	.726
Adolph Rupp, Kentucky.....	1931-52, 54-66	749	152	.831
Henry Iba, Northwest Mo. St., Colorado & Oklahoma St.....	1930-64	697	252	.734
Lou Henson, Hardin-Simmons, New Mexico St., Illinois & New Mexico St.....	1963-96, 99	686	341	.668
Lefty Driesell, Davidson, Maryland & James Madison.....	1961-86, 89-97	683	335	.671
Don Haskins, UTEP.....	1962-96	678	313	.684
Norm Stewart, UNI & Missouri.....	1962-96	678	334	.670
Ed Diddle, Western Ky.....	1923-57	663	224	.747

**36 SEASONS**

<b>Coach, Team</b>	<b>Seasons</b>	<b>W</b>	<b>L</b>	<b>Pct.</b>
Dean Smith, North Carolina.....	1962-97	879	254	.776
Eddie Sutton, Creighton, Arkansas, Kentucky & Oklahoma St.....	1970-89, 91-2006	798	315	.717
Bob Knight, Army, Indiana & Texas Tech.....	1966-2000, 02	787	298	.725
Adolph Rupp, Kentucky.....	1931-52, 54-67	762	165	.822
Henry Iba, Northwest Mo. St., Colorado & Oklahoma St.....	1930-65	717	259	.735
Lou Henson, Hardin-Simmons, New Mexico St., Illinois & New Mexico St.....	1963-96, 99-2000	708	351	.669

<b>Coach, Team</b>	<b>Seasons</b>	<b>W</b>	<b>L</b>	<b>Pct.</b>
Lefty Driesell, Davidson, Maryland, James Madison & Georgia St.....	1961-86, 89-98	699	347	.668
Norm Stewart, UNI & Missouri.....	1962-97	694	351	.664
Don Haskins, UTEP.....	1962-97	691	327	.679
Ed Diddle, Western Ky.....	1923-58	677	235	.742

**37 SEASONS**

<b>Coach, Team</b>	<b>Seasons</b>	<b>W</b>	<b>L</b>	<b>Pct.</b>
Bob Knight, Army, Indiana & Texas Tech.....	1966-2000, 02-03	809	311	.722
Adolph Rupp, Kentucky.....	1931-52, 54-68	784	170	.822
Lou Henson, Hardin-Simmons, New Mexico St., Illinois & New Mexico St.....	1963-96, 99-2001	722	365	.664
Henry Iba, Northwest Mo. St., Colorado & Oklahoma St.....	1930-66	721	280	.720
Lefty Driesell, Davidson, Maryland, James Madison & Georgia St.....	1961-86, 89-99	716	360	.665
Norm Stewart, UNI & Missouri.....	1962-98	711	366	.660
Don Haskins, UTEP.....	1962-98	703	341	.673
Ed Diddle, Western Ky.....	1923-59	693	245	.739
Ralph Miller, Wichita St., Iowa & Oregon St.....	1952-88	635	374	.629
Hugh Durham, Florida St., Georgia & Jacksonville.....	1967-95, 98-2005	633	429	.596

**38 SEASONS**

<b>Coach, Team</b>	<b>Seasons</b>	<b>W</b>	<b>L</b>	<b>Pct.</b>
Bob Knight, Army, Indiana & Texas Tech.....	1966-2000, 02-04	832	322	.721
Adolph Rupp, Kentucky.....	1931-52, 54-69	807	175	.822
Lou Henson, Hardin-Simmons, New Mexico St., Illinois & New Mexico St.....	1963-96, 99-2002	742	377	.663
Lefty Driesell, Davidson, Maryland, James Madison & Georgia St.....	1961-86, 89-2000	733	372	.663
Norm Stewart, UNI & Missouri.....	1962-99	731	375	.661
Henry Iba, Northwest Mo. St., Colorado & Oklahoma St.....	1930-67	728	298	.710
Don Haskins, UTEP.....	1962-99	719	353	.671
Ed Diddle, Western Ky.....	1923-60	714	252	.739
Ralph Miller, Wichita St., Iowa & Oregon St.....	1952-89	657	382	.632
Ray Meyer, DePaul.....	1943-80	623	335	.650

**39 SEASONS**

<b>Coach, Team</b>	<b>Seasons</b>	<b>W</b>	<b>L</b>	<b>Pct.</b>
Bob Knight, Army, Indiana & Texas Tech.....	1966-2000, 02-05	854	333	.719
Adolph Rupp, Kentucky.....	1931-52, 54-70	833	177	.825
Lefty Driesell, Davidson, Maryland, James Madison & Georgia St.....	1961-86, 89-2001	762	377	.669
Lou Henson, Hardin-Simmons, New Mexico St., Illinois & New Mexico St.....	1963-96, 99-2003	762	386	.664
Henry Iba, Northwest Mo. St., Colorado & Oklahoma St.....	1930-68	738	314	.702
Ed Diddle, Western Ky.....	1923-61	732	260	.740
Ray Meyer, DePaul.....	1943-81	650	337	.659
Marv Harshman, Pacific Lutheran, Washington St. & Washington.....	1946-84	632	439	.590
Phog Allen, Baker, Kansas, Haskell, Central Mo. St. & Kansas.....	1906-09, 13-47	607	185	.766
Tony Hinkle, Butler.....	1927-42, 46-68	531	367	.591

**40 SEASONS**

<b>Coach, Team</b>	<b>Seasons</b>	<b>W</b>	<b>L</b>	<b>Pct.</b>
Bob Knight, Army, Indiana & Texas Tech.....	1966-2000, 02-06	869	350	.713
Adolph Rupp, Kentucky.....	1931-52, 54-71	855	183	.824
Lefty Driesell, Davidson, Maryland, James Madison & Georgia St.....	1961-86, 89-2002	782	388	.668
Lou Henson, Hardin-Simmons, New Mexico St., Illinois & New Mexico St.....	1963-96, 99-2004	775	400	.660
Henry Iba, Northwest Mo. St., Colorado & Oklahoma St.....	1930-69	750	327	.696
Ed Diddle, Western Ky.....	1923-62	749	270	.735
Ray Meyer, DePaul.....	1943-82	676	339	.666
Marv Harshman, Pacific Lutheran, Washington St. & Washington.....	1946-85	654	449	.593
Phog Allen, Baker, Kansas, Haskell, Central Mo. St. & Kansas.....	1906-09, 13-40	616	200	.755
Tony Hinkle, Butler.....	1927-42, 46-69	542	382	.587

**41 SEASONS**

<b>Coach, Team</b>	<b>Seasons</b>	<b>W</b>	<b>L</b>	<b>Pct.</b>
Adolph Rupp, Kentucky.....	1931-52, 54-72	876	190	.822
Lefty Driesell, Davidson, Maryland, James Madison & Georgia St.....	1961-86, 89-2003	800	409	.662

**COACHING RECORDS**



Coach, Team	Seasons	W	L	Pct.
Lou Henson, Hardin-Simmons, New Mexico St., Illinois & New Mexico St. ....	1963-96, 99-2005	779	412	.654
Henry Iba, Northwest Mo. St., Colorado & Oklahoma St. ....	1930-70	764	339	.693
Ed Diddle, Western Ky. ....	1923-63	754	286	.725
Ray Meyer, DePaul. ....	1943-83	697	351	.665
Phog Allen, Baker, Kansas, Haskell, Central Mo. St. & Kansas. ....	1906-09, 13-49	628	212	.748
Tony Hinkle, Butler. ....	1927-42, 46-70	557	393	.586

## 42 SEASONS

Coach, Team	Seasons	W	L	Pct.
Ed Diddle, Western Ky. ....	1923-64	759	302	.715
Ray Meyer, DePaul. ....	1943-84	724	354	.672
Phog Allen, Baker, Kansas, Haskell, Central Mo. St. & Kansas. ....	1906-09, 13-50	642	223	.742

## Active Coaching Longevity Records

(Minimum five years as a Division I head coach)

### MOST GAMES

No.	Coach, Team and Seasons
1,219	Bob Knight, Army 1966-71, Indiana 72-2000, Texas Tech 02-06
1,047	Jim Calhoun, Northeastern 1973-86, Connecticut 87-2006
1,029	Lute Olson, Long Beach St. 1974, Iowa 75-83, Arizona 84-2006
1,003	Mike Krzyzewski, Army 1976-80, Duke 81-2006
979	Jim Boeheim, Syracuse 1977-2006
951	Tom Penders, Tufts 1972-74, Columbia 75-78, Fordham 79-86, Rhode Island 87-88, Texas 89-98, George Washington 99-2001, Houston 05-06
921	Tom Davis, Lafayette 1972-77, Boston College 78-82, Stanford 83-86, Iowa 87-99, Drake 2004-06
902	Homer Drew, Bethel (Ind.) 1977-87, Ind.-South Bend 88, Valparaiso 89-2002, 04-06
887	Ben Braun, Siena Heights 1978-85, Eastern Mich. 86-96, California 97-2006
879	Gary Williams, American 1979-82, Boston College 83-86, Ohio St. 87-89, Maryland 90-2006
814	Dave Bike, Sacred Heart 1979-2006
784	Pat Kennedy, Iona 1981-86, Florida St. 87-97, DePaul 98-2002, Montana 03-04, Towson 05-06
777	Rick Byrd, Maryville (Tenn.) 1979-80, Lincoln Memorial 84-86, Belmont 87-2006
763	Larry Hunter, Wittenberg 1977-89, Ohio 90-2001, Western Caro. 06
753	Pat Douglass, Mont. St.-Billings 1982-87, Cal St. Bakersfield 88-97, UC Irvine 98-2006
766	Bob Huggins, Walsh 1981-83, Akron 85-89, Cincinnati 90-2005, Kansas St.
715	John Beilein, Nazareth 1983, Le Moyne 84-92, Canisius 93-97, Richmond 98-2002, West Virginia 03-06
712	Kelvin Sampson, Montana Tech 1982-85, Washington St. 88-94, Oklahoma 95-2006, Indiana
688	Don Maestri, Troy 1983-2006
670	Tom Green, Fairleigh Dickinson 1984-2006

### MOST SEASONS

No.	Coach, Team and Seasons
40	Bob Knight, Army 1966-71, Indiana 72-2000, Texas Tech 02-06
34	Jim Calhoun, Northeastern 1973-86, Connecticut 87-2006
33	Lute Olson, Long Beach St. 1974, Iowa 75-83, Arizona 84-2006
32	Tom Penders, Tufts 1972-74, Columbia 75-78, Fordham 79-86, Rhode Island 87-88, Texas 89-98, George Washington 99-2001, Houston 05-06
31	Tom Davis, Lafayette 1972-77, Boston College 78-82, Stanford 83-86, Iowa 87-99, Drake 2004-06
31	Mike Krzyzewski, Army 1976-80, Duke 81-2006
30	Jim Boeheim, Syracuse 1977-2006
29	Ben Braun, Siena Heights 1978-85, Eastern Mich. 86-96, California 97-2006
29	Homer Drew, Bethel (Ind.) 1977-87, Ind.-South Bend 88, Valparaiso 89-2002, 04-06
28	Dave Bike, Sacred Heart 1979-2006
28	Gary Williams, American 1979-82, Boston College 83-86, Ohio St. 87-89, Maryland 90-2006
26	Larry Hunter, Wittenberg 1977-89, Ohio 90-2001, Western Caro. 06
26	Pat Kennedy, Iona 1981-86, Florida St. 87-97, DePaul 98-2002, Montana 03-04, Towson 05-06
25	Rick Byrd, Maryville (Tenn.) 1979-80, Lincoln Memorial 84-86, Belmont 87-2006
25	Pat Douglass, Mont. St.-Billings 1982-87, Cal St. Bakersfield 88-97, UC Irvine 98-2006
24	Bob Huggins, Walsh 1981-83, Akron 85-89, Cincinnati 90-2005, Kansas St.
24	John Beilein, Nazareth 1983, Le Moyne 84-92, Canisius 93-97, Richmond 98-2002, West Virginia 03-06

### No. Coach, Team and Seasons

24	Don Maestri, Troy 1983-2006
23	Kelvin Sampson, Montana Tech 1982-85, Washington St. 88-94, Oklahoma 95-2006, Indiana
23	Tom Green, Fairleigh Dickinson 1984-2006

### MOST SEASONS WITH CURRENT SCHOOL

#### No. Coach, Team and Seasons

30	Jim Boeheim, #Syracuse 1977-2006
28	Dave Bike, #Sacred Heart 1979-2006
26	Mike Krzyzewski, Duke 1981-2006
24	Don Maestri, #Troy 1983-2006
23	Tom Green, #Fairleigh Dickinson 1984-2006
23	Lute Olson, Arizona 1984-2006
22	Greg Kampe, #Oakland 1985-2006
20	Rick Byrd, Belmont 1987-2006
20	Jim Calhoun, Connecticut 1987-2006
20	Fang Mitchell, #Coppin St. 1987-2006
20	L. Vann Pettaway, #Alabama A&M 1987-2006
19	Riley Wallace, Hawaii 1988-2006
18	Bob Thomason, Pacific 1989-2006
17	Bob McKillop, #Davidson 1990-2006
17	Gary Williams, Maryland 1990-2006
16	Dave Loos, Austin Peay 1991-2006
15	Bill Evans, #Southern Utah 1992-2006
15	Frank Sullivan, Harvard 1992-2006
14	Dick Davey, #Santa Clara 1993-2006
14	Willis Wilson, #Rice 1993-2006

#has coached only at this school

### MOST DIVISION I 20-WIN SEASONS

#### No. Coach, Team and Seasons

28	Jim Boeheim, Syracuse 1977-2006
28	Bob Knight, Army 1966-71, Indiana 72-2000, Texas Tech 02-06
28	Lute Olson, Long Beach St. 1974, Iowa 75-83, Arizona 84-2006
22	Mike Krzyzewski, Army 1976-80, Duke 81-2006
21	Jim Calhoun, Northeastern 1973-86, Connecticut 87-2006
16	Tom Davis, Lafayette 1972-77, Boston College 78-82, Stanford 83-86, Iowa 87-99, Drake 2004-06
16	Roy Williams, Kansas 1989-2003, North Carolina 04-06
15	Gary Williams, American 1979-82, Boston College 83-86, Ohio St. 87-89, Maryland 90-2006
14	Rick Pitino, Boston U. 1979-83, Providence 86-87, Kentucky 90-97, Louisville 2002-05
13	Tubby Smith, Tulsa 1992-95, Georgia 96-97, Kentucky 98-2006
12	John Calipari, Massachusetts 1989-96, Memphis 2001-06
12	Kelvin Sampson, Montana Tech 1982-85, Washington St. 88-94, Oklahoma 95-2006, Indiana
11	Rick Barnes, George Mason 1988, Providence 89-94, Clemson 95-98, Texas 99-2006
11	Rick Byrd, Maryville (Tenn.) 1979-80, Lincoln Memorial 84-86, Belmont 87-2006
11	Stew Morrill, Montana 1987-91, Colorado St. 92-98, Utah St. 1999-2006
11	Tom Penders, Tufts 1972-74, Columbia 75-78, Fordham 79-86, Rhode Island 87-88, Texas 89-98, George Washington 99-2001, Houston 05-06
10	Ben Braun, Siena Heights 1978-85, Eastern Mich. 86-96, California 97-2006
10	Pat Kennedy, Iona 1981-86, Florida St. 87-97, DePaul 98-2002, Montana 03-04, Towson 05-06
10	Dave Odom, East Caro. 1980-82, Wake Forest 90-2001, South Carolina 02-2006
10	Skip Prosser, Loyola (Md.) 1994, Xavier 95-2001, Wake Forest 02-06

### MOST CONSECUTIVE DIVISION I 20-WIN SEASONS

#### No. Coach, Team and Seasons

19	Lute Olson, Arizona 1988-2006
14	Jim Boeheim, Syracuse 1983-96
14	Roy Williams, Kansas 1990-2003
13	Tubby Smith, Tulsa 1994-95, Georgia 96-97, Kentucky 98-2006
11	Mike Krzyzewski, Duke 1984-94
10	Mike Krzyzewski, Duke 1997-2006
9	Jim Boeheim, Syracuse 1998-2006
9	Jim Calhoun, Connecticut 1998-2006
9	Skip Prosser, Xavier 1997-2001, Wake Forest 02-06
9	Kelvin Sampson, Oklahoma 1998-2006
8	Dana Altman, Creighton 1999-2006
8	Billy Donovan, Florida 1999-2006
8	Bill Self, Tulsa 1999-2000, Illinois 01-03, Kansas 04-06
8	Gary Williams, Maryland 1997-2004
7	Rick Barnes, Texas 2000-06
7	Mark Few, Gonzaga 2000-06
7	Stew Morrill, Utah St. 2000-06
7	Rick Pitino, Kentucky 1991-97
6	Mike Brey, Delaware 1998-2000, Notre Dame 01-03



**No. Coach, Team and Seasons**

- 6 John Calipari, Massachusetts 1991-96
- 6 John Calipari, Memphis 2001-06
- 6 Homer Drew, Valparaiso 1994-99
- 6 Thad Matta, Butler 2001, Xavier 02-04, Ohio St. 05-06
- 6 Tom Penders, Rhode Island 87-88, Texas 89-92

**CURRENT MOST CONSECUTIVE DIVISION I 20-WIN SEASONS****No. Coach, Team and Seasons**

- 19 Lute Olson, Arizona 1988-2006
- 13 Tubby Smith, Tulsa 1994-95, Georgia 96-97, Kentucky 98-2006
- 10 Mike Krzyzewski, Duke 1997-2006
- 9 Jim Boeheim, Syracuse 1998-2006
- 9 Jim Calhoun, Connecticut 1998-2006
- 9 Kelvin Sampson, Oklahoma 1998-2006
- 8 Dana Altman, Creighton 1999-2006
- 8 Billy Donovan, Florida 1999-2006
- 8 Bill Self, Tulsa 1999-2000, Illinois 01-03, Kansas 04-06
- 7 Rick Barnes, Texas 2000-06
- 7 Mark Few, Gonzaga 2000-06
- 7 Stew Morrill, Utah St. 2000-06
- 6 John Calipari, Memphis 2001-06
- 6 Thad Matta, Butler 2001, Xavier 02-04, Ohio St. 05-06
- 5 Bruce Weber, Southern Ill. 2002-03, Illinois 04-06
- 4 Mike Anderson, UAB 2003-06
- 4 Jim Christian, Kent St. 2003-06
- 4 Bruce Pearl, Wis.-Milwaukee 2003-05, Tennessee 06
- 4 Rick Pitino, Louisville 2003-06
- 3 eight coaches tied

**MOST DIVISION I 30-WIN SEASONS****No. Coach, Team and Seasons**

- 9 Mike Krzyzewski, Army 1976-80, Duke 81-2006
- 6 Jim Calhoun, Northeastern 1973-86, Connecticut 1987-2006
- 6 Roy Williams, Kansas 1989-2003, North Carolina 04-06
- 6 Bob Knight, Army 1966-71, Indiana 1972-2000, Texas Tech 02-06
- 4 Rick Pitino, Boston U. 1979-83, Providence 86-87, Kentucky 1990-97, Louisville 2002-06
- 3 Jim Boeheim, Syracuse 1977-2006
- 3 John Calipari, Massachusetts 1989-96, Memphis 2001-06
- 3 Lute Olson, Long Beach St. 1974, Iowa 75-83, Arizona 1984-2006
- 2 Tom Izzo, Michigan St. 1996-2006
- 2 Tubby Smith, Tulsa 1992-95, Georgia 96-97, Kentucky 1998-2006

**MOST TEAMS****No. Coach, Team and Seasons**

- 7 Tom Penders, Tufts 1972-74, Columbia 75-78, Fordham 79-86, Rhode Island 87-88, Texas 89-98, George Washington 99-2001, Houston 05-06
- 5 John Beilein, Nazareth 1983, Le Moyne 84-92, Canisius 93-97, Richmond 98-2002, West Virginia 03-06
- 5 Tom Davis, Lafayette 1972-77, Boston College 78-82, Stanford 83-86, Iowa 87-99, Drake 2004-06
- 5 Mike Deane, Oswego St. 1981-82, Siena 87-94, Marquette 95-99, Lamar 2000-03, Wagner 04-06
- 5 Pat Kennedy, Iona 1981-86, Florida St. 87-97, DePaul 98-2002, Montana 03-04, Towson 06
- 5 Lon Kruger, Tex.-Pan American 1983-86, Kansas St. 87-90, Florida 91-92, 94-96, Illinois 97-2000, UNLV 05-06
- 4 Rick Barnes, George Mason 1988, Providence 89-94, Clemson 95-98, Texas 99-2006
- 4 Matt Doherty, Notre Dame 2000, North Carolina 01-03, Fla. Atlantic 06, SMU
- 4 Larry Eustachy, Idaho 1991-93, Utah St. 94-98, Iowa St. 99-2003, Southern Miss. 05-06
- 4 Tim Floyd, Idaho 1987-88, New Orleans 89-94, Iowa St. 95-98, Southern California 2006
- 4 Bob Huggins, Walsh 1981-83, Akron 85-89, Cincinnati 90-2005, Kansas St.
- 4 Greg McDermott, Wayne St. (Neb.) 1995-2000, North Dakota St. 01, UNI 02-06, Iowa St.
- 4 Ritchie McKay, Portland St. 1997-98, Colorado St. 99-2000, Oregon St. 01-02, New Mexico 03-06
- 4 Buzz Peterson, Appalachian St. 1997-2000, Tulsa 01, Tennessee 02-05, Coastal Caro. 06
- 4 Rick Pitino, Boston U. 1979-83, Providence 86-87, Kentucky 90-97, Louisville 2002-06
- 4 Oliver Purnell, Radford 1989-91, Old Dominion 92-94, Dayton 95-2003, Clemson 04-06
- 4 Kelvin Sampson, Montana Tech 1982-85, Washington St. 88-94, Oklahoma 95-2006, Indiana
- 4 Bill Self, Oral Roberts 1994-97, Tulsa 98-2000, Illinois 01-03, Kansas 04-06
- 4 Brad Soderberg, Loras 1989-93, South Dakota St. 94-95, Wisconsin 2001, St. Louis 03-06

**No. Coach, Team and Seasons**

- 4 Rob Spivery, Montevallo 1986-95, Ashland 96, Alabama St. 97-2005, Southern U. 06
- 4 Al Walker, Colorado Col. 1989-93, Cornell 94-96, Chaminade 97-2000, Binghamton 01-06
- 4 Gary Williams, American 1979-82, Boston College 83-86, Ohio St. 87-89, Maryland 90-2006
- 4 Rich Zvosec, St. Francis (N.Y.) 1989-91, North Fla. 93-97, Millersville 98, UMKC 2002-06

**All-Time Coaching Longevity Records****(Minimum 10 years as a Division I head coach)****MOST GAMES****No. Coach, Team and Seasons**

- 1,354 Jim Phelan, Mt. St. Mary's 1955-03
- 1,219 Bob Knight, Army 1966-71, Indiana 72-2000, Texas Tech 02-06\*
- 1,191 Lou Henson, Hardin-Simmons 1963-66, Illinois 76-96, New Mexico St. 67-75, 98-2005
- 1,180 Lefty Driesell, Davidson 1961-69, Maryland 70-86, James Madison 89-97, Georgia St. 1998-2003
- 1,133 Dean Smith, North Carolina 1962-97
- 1,113 Eddie Sutton, Creighton 1970-74, Arkansas 75-85, Kentucky 86-89, Oklahoma St. 91-2006
- 1,103 Henry Iba, Northwest Mo. St. 1930-33, Colorado 34, Oklahoma St. 35-70
- 1,102 Norm Stewart, UNI 1962-67, Missouri 68-99
- 1,080 Marv Harshman, Pacific Lutheran 1946-58, Washington St. 59-71, Washington 72-85
- 1,078 Ray Meyer, DePaul 1943-84
- 1,072 Don Haskins, UTEP 1962-99
- 1,066 Adolph Rupp, Kentucky 1931-52, 54-72
- 1,062 Hugh Durham, Florida St. 1967-78, Georgia 79-95, Jacksonville 98-2005
- 1,061 Ed Diddle, Western Ky. 1923-64
- 1,053 John Chaney, Cheyney 1973-82, Temple 83-2006
- 1,047 Jim Calhoun, Northeastern 1973-86, Connecticut 87-2006\*
- 1,039 Ralph Miller, Wichita St. 1952-64, Iowa 65-70, Oregon St. 71-89
- 1,029 Lute Olson, Long Beach St. 1974, Iowa 75-83, Arizona 84-2006\*
- 1,017 Norm Sloan, Presbyterian 1952-55, Citadel 57-60, North Carolina St. 67-80, Florida 61-66, 81-89
- 1,010 Phog Allen, Baker 1906-08, Haskell 1909, Central Mo. St. 13-19, Kansas 08-09, 20-56

\*active

**MOST SEASONS****No. Coach, Team and Seasons**

- 50 Phog Allen, Baker 1906-08, Haskell 09, Central Mo. St. 13-19, Kansas 08-09, 20-56
- 49 Jim Phelan, Mt. St. Mary's 1955-03
- 46 Frank J. Hill, Seton Hall 1912-18, 20-30, Rutgers 16-43
- 42 Ed Diddle, Western Ky. 1923-64
- 42 Ray Meyer, DePaul 1943-84
- 41 Lefty Driesell, Davidson 1961-69, Maryland 70-86, James Madison 89-97, Georgia St. 98-2003
- 41 Lou Henson, Hardin-Simmons 1963-66, Illinois 76-96, New Mexico St. 67-75, 98-2005
- 41 Tony Hinkle, Butler 1927-42, 46-70
- 41 Henry Iba, Northwest Mo. St. 1930-33, Colorado 34, Oklahoma St. 35-70
- 41 Adolph Rupp, Kentucky 1931-52, 54-72
- 40 Marv Harshman, Pacific Lutheran 1946-58, Washington St. 59-71, Washington 72-85
- 40 Bob Knight, Army 1966-71, Indiana 72-2000, Texas Tech 02-06\*
- 39 Cal Luther, DePaul 1955-58, Murray St. 59-74, Longwood 82-90, Tenn.-Martin 91-99, Bethel (Tenn.) 2000
- 38 Fred Enke, Louisville 1924-25, Arizona 26-61
- 38 Don Haskins, UTEP 1962-99
- 38 Ralph Miller, Wichita St. 1952-64, Iowa 65-70, Oregon St. 71-89
- 38 Norm Stewart, UNI 1962-67, Missouri 68-99
- 37 Hugh Durham, Florida St. 1967-78, Georgia 79-95, Jacksonville 98-2005
- 37 Nat Holman, CCONY 1920-52, 55-56, 59-60
- 37 Norm Sloan, Presbyterian 1952-55, Citadel 57-60, North Carolina St. 67-80, Florida 61-66, 81-89
- 36 Slat Gill, Oregon St. 1929-64
- 36 Cam Henderson, Muskingum 1920-23, Davis & Elkins 24-35, Marshall 36-55
- 36 Eldon Miller, Wittenberg 1963-70, Western Mich. 71-76, Ohio St. 77-86, UNI 87-98
- 36 Bill Reinhart, Oregon 1924-35, George Washington 36-42, 50-66
- 36 Dean Smith, North Carolina 1962-97
- 36 Glenn Wilkes, Stetson 1958-93

\*active

**MOST SEASONS AT ONE SCHOOL****No. Coach, Team and Seasons**

- 49 James Phelan, #Mt. St. Mary's 1955-2003  
 42 Ed Diddle, #Western Ky. 1923-64  
 42 Ray Meyer, #DePaul 1943-84  
 41 Tony Hinkle, #Butler 1927-42, 46-70  
 41 Adolph Rupp, #Kentucky 1931-52, 54-72  
 39 Phog Allen, Kansas 1908-09, 20-56  
 38 Don Haskins, #UTEP 1962-99  
 37 Nat Holman, #CCNY 1920-52, 55-56, 59-60  
 36 Fred Enke, Arizona 1926-61  
 36 Slats Gill, #Oregon St. 1929-64  
 36 Henry Iba, Oklahoma St. 1935-70  
 36 Dean Smith, #North Carolina 1962-97  
 36 Glenn Wilkes, #Stetson 1958-93  
 35 Howard Cann, #New York U. 1924-58  
 34 Nelson Norgren, #Chicago 1922-42, 45-57  
 32 Norm Stewart, Missouri 1968-99  
 31 Doc Carlson, #Pittsburgh 1923-53  
 31 Taps Gallagher, #Niagara 1932-43, 47-65  
 31 Cy McClairen, #Bethune-Cookman 1962-66, 68-93  
 30 Jim Boeheim, #Syracuse 1977-2006\*  
 30 Denny Crum, #Louisville 1972-2001  
 30 Jack Friel, #Washington St. 1929-58  
 30 Guy Lewis, #Houston 1957-86  
 30 Nibs Price, #California 1925-54

\*active; #has coached only at this school

**COACHES WITH 100 OR MORE WINS AT FOUR DIVISION I SCHOOLS****Coach, Total Wins (Schools, Wins)**

Lefty Driesell, 786 wins, 1961-86, 89-2003 (Davidson 176, Maryland 348, James Madison 159, Georgia St. 103)

**COACHES WITH 100 OR MORE WINS AT THREE DIVISION I SCHOOLS****Coach, Total Wins (Schools, Wins)**

Tom Davis, 581 wins, 1972-99, 2004-06 (Lafayette 116, Boston College 100, Iowa 270)\*  
 Hugh Durham, 633 wins, 1967-95, 98-2005 (Florida St. 230, Georgia 297, Jacksonville 106)  
 Cliff Ellis, 534 wins, 1976-2004 (South Ala. 171, Clemson 177, Auburn 186)  
 Mike Jarvis, 369 wins, 1986-2004 (Boston U. 101, George Washington 152, St. John's (N.Y.) 116)  
 Bob Knight, 869 wins, 1966-2000, 02-06 (Army 102, Indiana 662, Texas Tech 105)\*  
 Frank McGuire, 549 wins (St. John's (N.Y.) 102, North Carolina 164, South Carolina 283)  
 Jerry Tarkanian, 729 wins (Long Beach St. 116, UNLV 509, Fresno St. 104)  
 Billy Tubbs, 641 wins (Oklahoma 333, TCU 156, Lamar 121)  
 Butch van Breda Kolff, 482 wins (Lafayette 132, Hofstra 215, Princeton 103)

\*active.

**COACHES WITH 200 OR MORE WINS AT TWO DIVISION I SCHOOLS****Coach, Total Wins (Schools, Wins)**

Jim Calhoun, 733 wins (Northeastern 248, Connecticut 485)\*  
 Hugh Durham, 633 wins (Florida St. 230, Georgia 297)  
 Lou Henson, 779 wins (Illinois 423, New Mexico St. 289)  
 Neil McCarthy, 431 wins (Weber St. 205, New Mexico St. 226)  
 Ralph Miller, 657 wins (Wichita St. 220, Oregon St. 342)  
 Johnny Orr, 466 wins (Michigan 209, Iowa St. 218)  
 Norm Sloan, 624 wins (Florida 232, North Carolina St. 266)  
 Eddie Sutton, 798 wins (Arkansas 260, Oklahoma 368)

\* active.

**MOST DIVISION I 20-WIN SEASONS****No. Coach, Team and Seasons**

- 30 Dean Smith, North Carolina 1962-97  
 28 Jim Boeheim, Syracuse 1977-2006\*  
 28 Bob Knight, Army 1966-71, Indiana 72-2000, Texas Tech 02-06\*  
 28 Lute Olson, Long Beach St. 1974, Iowa 75-83, Arizona 84-2006\*  
 25 Eddie Sutton, Creighton 1970-74, Arkansas 75-85, Kentucky 86-89, Oklahoma St. 91-2006\*  
 25 Jerry Tarkanian, Long Beach St. 1969-73, UNLV 74-92, Fresno St. 96-2002  
 23 Adolph Rupp, Kentucky 1931-52, 54-72  
 22 Lefty Driesell, Davidson 1961-69, Maryland 70-86, James Madison 89-97, Georgia St. 1998-2003  
 22 Mike Krzyzewski, Army 1976-80, Duke 81-2006\*  
 21 Jim Calhoun, Northeastern 1973-86, Connecticut 87-2006\*  
 21 Denny Crum, Louisville 1972-2001  
 20 Lou Henson, Hardin-Simmons 1963-66, Illinois 76-96, New Mexico St. 67-75, 99-2005  
 19 John Thompson, Georgetown 1973-99

**No. Coach, Team and Seasons**

- 18 Lou Carnesecca, St. John's (N.Y.) 1966-92  
 18 Ed Diddle, Western Ky. 1923-64  
 18 Bob Huggins, Walsh 1981-83, Akron 1985-89, Cincinnati 90-2005, Kansas St.\*  
 18 Billy Tubbs, Southwestern (Tex.) 1972-73, Oklahoma 81-94, TCU 95-2002, Lamar 1977-80, 2004-06  
 18 John Wooden, Indiana St. 1947-48, UCLA 49-75  
 17 Don Haskins, UTEP 1962-99  
 17 Mike Montgomery, Montana 1979-86, Stanford 87-2004  
 17 Norm Stewart, UNI 1962-67, Missouri 1968-99

\*active

**MOST CONSECUTIVE DIVISION I 20-WIN SEASONS****No. Coach, Team and Seasons**

- 27 Dean Smith, North Carolina 1971-97  
 19 Lute Olson, Arizona 1988-2006\*  
 14 Jim Boeheim, Syracuse 1983-96\*  
 14 Roy Williams, Kansas 1990-2003\*  
 13 Denny Crum, Louisville 1972-84  
 13 Tubby Smith, Tulsa 1994-95, Georgia 96-97, Kentucky 98-2006\*  
 13 John Thompson, Georgetown 1978-90  
 12 Billy Tubbs, Oklahoma 1982-93  
 11 Bob Huggins, Cincinnati 1992-2002  
 11 Mike Krzyzewski, Duke 1984-94\*  
 11 Al McGuire, Marquette 1967-77  
 11 Jerry Tarkanian, Long Beach St. 1970-73, UNLV 74-80  
 11 Jerry Tarkanian, UNLV 1982-92  
 10 Everett Case, North Carolina St. 1947-56  
 10 Mike Krzyzewski, Duke 1997-2006\*  
 10 Mike Montgomery, Stanford 1995-2004  
 10 G. Ott Romney, Montana St. 1924-28, Brigham Young 29-33  
 10 Eddie Sutton, Arkansas 1977-85, Kentucky 86  
 9 Jim Boeheim, Syracuse 1998-2006\*  
 9 Jim Calhoun, Connecticut 1998-2006\*  
 9 Ed Diddle, Western Ky. 1934-43  
 9 Lou Henson, Illinois 83-91  
 9 John Kresse, Col. of Charleston 1994-2002  
 9 Joe Mullaney, Providence 1959-67  
 9 Skip Prosser, Xavier 1997-2001, Wake Forest 02-05\*  
 9 Nolan Richardson, Arkansas 1988-96  
 9 Kelvin Sampson, Oklahoma 1998-2006\*  
 9 John Wooden, UCLA 1967-75

\*active

**MOST DIVISION I 30-WIN SEASONS****No. Coach, Team and Seasons**

- 9 Mike Krzyzewski, Army 1976-80, Duke 1981-2006\*  
 6 Jim Calhoun, Northeastern 1973-86, Connecticut 87-2006\*  
 6 Roy Williams, Kansas 1989-2003, North Carolina 2004-06\*  
 4 Bob Knight, Army 1966-71, Indiana 1972-2000, Texas Tech 02-06\*  
 4 Rick Pitino, Boston U. 1979-83, Providence 86-87, Kentucky 1990-97, Louisville 2002-06\*  
 4 Nolan Richardson, Tulsa 1981-85, Arkansas 1986-2002  
 4 Adolph Rupp, Kentucky 1931-52, 54-72  
 4 Jerry Tarkanian, Long Beach St. 1969-73, UNLV 1974-92, Fresno St. 96-2002  
 4 John Wooden, Indiana St. 1947-48, UCLA 1949-1975  
 3 Jim Boeheim, Syracuse 1977-2006\*  
 3 John Calipari, Massachusetts 1989-96, Memphis 2001-06\*  
 3 Denny Crum, Louisville 1972-2001  
 3 Guy Lewis, Houston 1957-86  
 3 Mike Montgomery, Montana 1979-86, Stanford 1987-2004  
 3 Lute Olson, Long Beach St. 1974, Iowa 75-83, Arizona 1984-2006\*  
 3 Dean Smith, North Carolina 1962-97  
 3 Eddie Sutton, Creighton 1970-74, Arkansas 1975-85, Kentucky 86-89, Oklahoma St. 91-2006  
 3 John Thompson, Georgetown 1973-99  
 3 Billy Tubbs, Southwestern (Tex.) 1972-73, Oklahoma 1981-94, TCU 95-2002, Lamar 1977-80, 2004-06  
 2 Forddy Anderson, Drake 1947-48, Bradley 1949-54, Michigan St. 55-65, Hiram Scott 66-70  
 2 Lou Carnesecca, St. John's (N.Y.) 1966-92  
 2 John Chaney, Cheyney 1973-82, Temple 1983-2006  
 2 Tom Izzo, Michigan St. 1996-2006\*  
 2 Rick Majerus, Marquette 1984-86, Ball St. 88-89, Utah 1990-2004  
 2 G. Ott Romney, Montana St. 1923-28, Brigham Young 29-35  
 2 Tubby Smith, Tulsa 1992-95, Georgia 96-97, Kentucky 1998-2006\*

\*active

**MOST TEAMS****No. Coach, Team and Seasons**

- 7 Ben Jobe, Talladega 1965-67, Alabama St. 68, South Carolina St. 69-73, Denver 79-80, Alabama A&M 83-86, Tuskegee 97-2000, Southern U. 1987-96, 2002-03  
 7 Tom Penders, Tufts 1972-74, Columbia 75-78, Fordham 79-86, Rhode

**No. Coach, Team and Seasons**

- Island 87-88, Texas 89-98, George Washington 99-2001, Houston 05-06\*
- 7 Elmer Ripley, Wagner 1923-25, Georgetown 28-29, 39-43, 47-49, Yale 30-35, Columbia 44-45, Notre Dame 46, John Carroll 50-51, Army 52-53
- 7 Bob Vanatta, Central Methodist 1943, 48-50, Missouri St. 51-53, Army 54, Bradley 55-56, Memphis 57-62, Missouri 63-67, Delta St. 73
- 6 J.D. Barnett, Lenoir Rhyne 1970, High Point 71, Louisiana Tech 78-79, Va. Commonwealth 80-85, Tulsa 86-91, Northwestern St. 95-99
- 6 Gene Bartow, Central Mo. St. 1962-64, Valparaiso 65-70, Memphis 71-74, Illinois 75, UCLA 76-77, UAB 79-96
- 6 Bill E. Foster, Bloomsburg 1961-63, Rutgers 64-71, Utah 72-74, Duke 75-80, South Carolina 81-86, Northwestern 87-93
- 6 George Keogan, Wis.-Superior 1913-14, St. Louis 16, St. Thomas (Minn.) 18, Allegheny 19, Valparaiso 20-21, Notre Dame 24-43
- 6 Press Maravich, West Va. Wesleyan 1950, Davis & Elkins 51-52, Clemson 57-62, North Carolina St. 65-66, LSU 67-72, Appalachian St. 73-75
- 6 Harry Miller, Western St. 1953-58, Fresno St. 61-65, Eastern N.M. 66-70, North Texas 71, Wichita St. 72-78, Stephen F. Austin 79-88
- 6 Hal Wissel, TCNJ 1965-67, Lafayette 68-71, Fordham 72-76, Fla. Southern 78-82, Charlotte 83-85, Springfield 87-90
- 5 John Beilein, Nazareth 1983, Le Moyne 84-92, Canisius 93-97, Richmond 99-2002, West Virginia 03-06\*
- 5 Ozzie Cowles, Carleton 1925-30, Wis.-River Falls 34-36, Dartmouth 37-43, 45-46, Michigan 47-48, Minnesota 49-59
- 5 Tom Davis, Lafayette 1972-77, Boston College 78-82, Stanford 83-86, Iowa 87-99, Drake 2004-06\*
- 5 Mike Deane, Oswego St. 1981-82, Siena 87-94, Marquette 95-99, Lamar 2000-03, Wagner 04-06\*
- 5 Don DeVoe, Virginia Tech 1972-76, Wyoming 77-78, Tennessee 79-89, Florida 90, Navy 93-2004
- 5 Bill C. Foster, Shorter 1963-67, Charlotte 71-75, Clemson 76-84, Miami (Fla.) 86-90, Virginia Tech 92-97
- 5 Ron Greene, Loyola (La.) 1968-69, New Orleans 70-77, Mississippi St. 78, Murray St. 79-85, Indiana St. 86-89
- 5 Blair Gullion, Earlham 1928-35, Tennessee 36-38, Cornell 39-42, Connecticut 46-47, Washington-St. Louis 48-52, 54-59
- 5 Pat Kennedy, Iona 1981-86, Florida St. 87-97, DePaul 98-2002, Montana 03-04, Towson 05-06\*
- 5 Lon Kruger, Tex.-Pan American 1983-86, Kansas St. 87-90, Florida 91-92, Illinois 97-2000, UNLV 05-06\*
- 5 Tate Locke, Army 1964-65, Miami (Ohio) 67-70, Clemson 71-75, Jacksonville 79-81, Indiana St. 90-94
- 5 Ken Loeffler, Geneva 1929-35, Yale 36-42, Denver 46, La Salle 50-55, Texas A&M 56-57
- 5 Cal Luther, DePauw 1955-58, Murray St. 59-74, Longwood 82-90, Tenn.-Martin 91-99, Bethel (Tenn.) 2000
- 5 John Mauer, Kentucky 1928-30, Miami (Ohio) 31-38, Tennessee 39-43, 45-47, Army 48-51, Florida 52-60
- 5 Lynn Nance, Iowa St. 1977-80, Central Mo. St. 81-85, St. Mary's (Cal.) 87-89, Washington 90-93, Southwest Baptist 97-99
- 5 Norm Shepard, North Carolina 1924, Guilford 29, Randolph-Macon 30-36, Davidson 38-49, Harvard 50-54
- 5 Gordon Stauffer, Washburn 1967, Indiana St. 68-75, IPFW 76-79, Geneva 80-81, Nicholls 82-90
- 5 E.J. Stewart, Purdue 1909, Oregon St. 12-16, Nebraska 17-19, Texas 24-27, UTEP 28
- 5 Tex Winter, Marquette 1952-53, Kansas St. 54-68, Washington 69-71, Northwestern 74-78, Long Beach St. 79-83

\* active



**By collecting 103 wins in the final years of his coaching career at Georgia State, Lefty Driesell became the only coach in Division I men's basketball history to total at least 100 victories at four different schools.**

Photo from Georgia State sports information

### Division I Head Coaching Changes

Year	Teams	Chngs.	Pct.	1st Yr.	Year	Teams	Chngs.	Pct.	1st Yr.	Year	Teams	Chngs.	Pct.	1st Yr.	Year	Teams	Chngs.	Pct.	1st Yr.
1950	145	22	15.2	11	1963	178	24	13.5	15	1975	235	44	18.7	30	1992	298	39	13.1	15
1951	153	28	18.3	15	1964	179	23	12.8	17	1976	235	34	14.5	20	1993	298	34	11.4	15
1952	156	23	14.7	18	1965	182	15	8.2	8	1977	245	39	15.9	21	1994	301	33	11.0	17
1953	158	20	12.7	13	1966	182	24	13.2	20	1978	254	39	15.4	24	1995	302	58	19.2	28
1954	160	12	7.5	7	1967	185	33	17.8	18	1979	257	53	20.6	28	1996	305	42	13.8	31
1955	162	21	13.0	9	1968	189	26	13.8	16	1980	261	43	16.5	23	1997	305	52	17.0	29
1956	166	18	10.8	12	1969	193	29	15.0	19	1981	264	42	15.9	21	1998	306	63	20.6	31
1957	167	18	10.8	9	1970	196	29	14.8	17	1982	273	37	13.6	20	1999	310	45	14.5	30
1958	173	14	8.1	8	1971	203	30	14.8	17	1983	274	37	13.5	18	2000	318	55	17.3	27
1959	174	20	11.5	10	1972	210	37	17.6	21	1984	276	38	13.8	21	2001	318	53	16.7	31
1960	175	23	13.1	15	1973	216	38	17.6	24	1985	282	26	9.2	15	2002	321	47	14.6	22
1961	173	15	8.7	11	1974	233	41	17.6	23	1986	283	56	19.8	21	2003	325	44	13.5	29
1962	178	15	8.4	14						1987	290	66	22.8	35	2004	326	46	14.1	20
										1988	290	39	13.4	16	2005	326	40	12.3	25
										1989	293	42	14.3	24	2006	326	47	14.4	25
										1990	292	54	18.5	29					
										1991	295	41	13.9	16					

### Division I Coach of the Year

Season	United Press International	The Associated Press	U.S. Basketball Writers Assn.	National Assn. of Basketball Coaches	Naismith	The Sporting News	CBS/Chevrolet
1955	Phil Woolpert San Francisco						
1956	Phil Woolpert San Francisco						
1957	Frank McGuire North Carolina						
1958	Tex Winter Kansas St.						
1959	Adolph Rupp Kentucky		Eddie Hickey Marquette				
1960	Pete Newell California		Pete Newell California				
1961	Fred Taylor Ohio St.		Fred Taylor Ohio St.				
1962	Fred Taylor Ohio St.		Fred Taylor Ohio St.				
1963	Ed Jucker Cincinnati		Ed Jucker Cincinnati				
1964	John Wooden UCLA		John Wooden UCLA			John Wooden UCLA	
1965	Dave Strack Michigan		Bill van Breda Kolff Princeton				
1966	Adolph Rupp Kentucky		Adolph Rupp Kentucky			Adolph Rupp Kentucky	
1967	John Wooden UCLA	John Wooden UCLA	John Wooden UCLA			Jack Hartman Southern Ill.	
1968	Guy Lewis Houston	Guy Lewis Houston	Guy Lewis Houston			Guy Lewis Houston	
1969	John Wooden UCLA	John Wooden UCLA	Maury John Drake	John Wooden UCLA		John Wooden UCLA	
1970	John Wooden UCLA	John Wooden UCLA	John Wooden UCLA	John Wooden UCLA		Adolph Rupp Kentucky	
1971	Al McGuire Marquette	Al McGuire Marquette	Al McGuire Marquette	Jack Kraft Villanova		Al McGuire Marquette	
1972	John Wooden UCLA	John Wooden UCLA	John Wooden UCLA	John Wooden UCLA		John Wooden UCLA	
1973	John Wooden UCLA	John Wooden UCLA	John Wooden UCLA	Gene Bartow Memphis		John Wooden UCLA	
1974	Digger Phelps Notre Dame	Norm Sloan North Carolina St.	Norm Sloan North Carolina St.	Al McGuire Marquette		Digger Phelps Notre Dame	
1975	Bob Knight Indiana	Bob Knight Indiana	Bob Knight Indiana	Bob Knight Indiana		Bob Knight Indiana	
1976	Tom Young Rutgers	Bob Knight Indiana	Bob Knight Indiana	Johnny Orr Michigan		Tom Young Rutgers	
1977	Bob Gaillard San Francisco	Bob Gaillard San Francisco	Eddie Sutton Arkansas	Dean Smith North Carolina		Lee Rose Charlotte	
1978	Eddie Sutton Arkansas	Eddie Sutton Arkansas	Ray Meyer DePaul	Bill Foster Duke		Bill Foster Duke	
1979	Bill Hodges Indiana St.	Bill Hodges Indiana St.	Dean Smith North Carolina	Ray Meyer DePaul		Bill Hodges Indiana St.	
1980	Ray Meyer DePaul	Ray Meyer DePaul	Ray Meyer DePaul	Lute Olson Iowa		Lute Olson Iowa	



Season	United Press International	The Associated Press	U.S. Basketball Writers Assn.	National Assn. of Basketball Coaches	Naismith	The Sporting News	CBS/Chevrolet
1981	Ralph Miller Oregon St.	Ralph Miller Oregon St.	Ralph Miller Oregon St.	Ralph Miller Oregon St. Jack Hartman Kansas St.		Dale Brown LSU	Dale Brown LSU
1982	Norm Stewart Missouri	Ralph Miller Oregon St.	John Thompson Georgetown	Don Monson Idaho		Ralph Miller Oregon St.	Gene Keady Purdue
1983	Jerry Tarkanian UNLV	Guy Lewis Houston	Lou Carnesecca St. John's (N.Y.)	Lou Carnesecca St. John's (N.Y.)		Denny Crum Louisville	Lou Carnesecca St. John's (N.Y.)
1984	Ray Meyer DePaul	Ray Meyer DePaul	Gene Keady Purdue	Marv Harshman Washington		John Thompson Georgetown	Gene Keady Purdue
1985	Lou Carnesecca St. John's (N.Y.)	Bill Frieder Michigan	Lou Carnesecca St. John's (N.Y.)	John Thompson Georgetown		Lou Carnesecca St. John's (N.Y.)	Dale Brown LSU
1986	Mike Krzyzewski Duke	Eddie Sutton Kentucky	Dick Versace Bradley	Eddie Sutton Kentucky		Denny Crum Louisville	Mike Krzyzewski Duke
1987	John Thompson Georgetown	Tom Davis Iowa	John Chaney Temple	Rick Pitino Providence	Bob Knight Indiana	Rick Pitino Providence	Joey Meyer DePaul
1988	John Chaney Temple	John Chaney Temple	John Chaney Temple	John Chaney Temple	Larry Brown Kansas	John Chaney Temple	John Chaney Temple
1989	Bob Knight Indiana	Bob Knight Indiana	Bob Knight Indiana	P.J. Carlesimo Seton Hall	Mike Krzyzewski Duke	P.J. Carlesimo Seton Hall	Lute Olson Arizona
1990	Jim Calhoun Connecticut	Jim Calhoun Connecticut	Roy Williams Kansas	Jud Heathcote Michigan St.	Bobby Cremins Georgia Tech	Jim Calhoun Connecticut	Jim Calhoun Connecticut
1991	Rick Majerus Utah	Randy Ayers Ohio St.	Randy Ayers Ohio St.	Mike Krzyzewski Duke	Randy Ayers Ohio St.	Rick Pitino Kentucky	Randy Ayers Ohio St.
1992	Perry Clark Tulane	Roy Williams Kansas	Perry Clark Tulane	George Raveling Southern California	Mike Krzyzewski Duke	Mike Krzyzewski Duke	George Raveling Southern California
1993	Eddie Fogler Vanderbilt	Eddie Fogler Vanderbilt	Eddie Fogler Vanderbilt	Eddie Fogler Vanderbilt	Dean Smith North Carolina	Eddie Fogler Vanderbilt	Eddie Fogler Vanderbilt
1994	Norm Stewart Missouri	Norm Stewart Missouri	Charlie Spoonhour St. Louis	Nolan Richardson Arkansas	Nolan Richardson Arkansas	Norm Stewart Missouri	Nolan Richardson Arkansas
1995	Leonard Hamilton Miami (Fla.)	Kelvin Sampson Oklahoma	Kelvin Sampson Oklahoma	Jim Harrick UCLA	Jim Harrick UCLA	Jud Heathcote Michigan St.	Gene Keady Purdue
1996	Gene Keady Purdue	Gene Keady Purdue	Gene Keady Purdue	John Calipari Massachusetts	John Calipari Massachusetts	John Calipari Massachusetts	Gene Keady Purdue
1997		Clem Haskins Minnesota	Clem Haskins Minnesota	Clem Haskins Minnesota	Roy Williams Kansas	Roy Williams Kansas	Clem Haskins Minnesota
1998		Tom Izzo Michigan St.	Tom Izzo Michigan St.	Bill Guthridge North Carolina	Bill Guthridge North Carolina	Bill Guthridge North Carolina	Bill Guthridge North Carolina
1999		Cliff Ellis Auburn	Cliff Ellis Auburn	Mike Krzyzewski Duke	Mike Krzyzewski Duke	Cliff Ellis Auburn	Cliff Ellis Auburn
2000		Larry Eustachy Iowa St.	Larry Eustachy Iowa St.	Gene Keady Purdue	Mike Montgomery Stanford	Bob Huggins Cincinnati Bill Self Tulsa	Mike Krzyzewski Duke
2001		Matt Doherty North Carolina	Al Skinner Boston College	Tom Izzo Michigan St.	Rod Barnes Mississippi	Al Skinner Boston College	Al Skinner Boston College
2002		Ben Howland Pittsburgh	Bob Howland Pittsburgh	Kelvin Sampson Oklahoma	Ben Howland Pittsburgh	Ben Howland Pittsburgh	Kelvin Sampson Oklahoma
2003		Tubby Smith Kentucky	Tubby Smith Kentucky	Tubby Smith Kentucky	Tubby Smith Kentucky	Tubby Smith Kentucky	Tubby Smith Kentucky
2004		Phil Martelli St. Joseph's	Phil Martelli St. Joseph's	Phil Martelli St. Joseph's Mike Montgomery Stanford	Phil Martelli St. Joseph's	Mike Montgomery Stanford	Phil Martelli St. Joseph's
2005		Bruce Weber Illinois	Bruce Weber Illinois	Bruce Weber Illinois	Bruce Weber Illinois	Bruce Weber Illinois	Bruce Weber Illinois
2006		Roy Williams North Carolina	Roy Williams North Carolina	Jay Wright Villanova	Jay Wright Villanova	Bruce Pearl Tennessee	Jay Wright Villanova

**Adolph Rupp Cup:** 2004-Phil Martelli, St. Joseph's; 2005-Bruce Weber, Illinois; 2006-Roy Williams, North Carolina.

**Basketball Times Coach of the Year:** 1982-Gale Catlett, West Virginia; 1983-Lou Carnesecca, St. John's (N.Y.); 1984-Jerry Tarkanian, UNLV; 1985-Bobby Cremins, Georgia Tech; 1986-Mike Krzyzewski, Duke; 1987-Wimp Sanderson, Alabama; 1988-Lute Olson, Arizona; 1989-Bob Knight, Indiana; 1990-Rick Pitino, Kentucky; 1991-Rick Majerus, Utah; 1992-Steve Fisher, Michigan; 1993-Dean Smith, North Carolina; 1994-Norm Stewart, Missouri; 1995-Eddie Sutton, Oklahoma St.; 1996-John Calipari, Massachusetts; 1997-Mike Krzyzewski, Duke; 1998-Bob Huggins, Cincinnati; 1999-Tom Izzo, Michigan St.; 2000-Mike Montgomery, Stanford; 2001-Al Skinner, Boston College; 2002-Bob Knight, Texas Tech; 2003-Tubby Smith, Kentucky; 2004-Mike Montgomery, Stanford; 2005-Bruce Weber, Illinois; 2006-Bruce Pearl.

**Jim Phelan Award:** 2003-Mark Slonaker, Mercer; 2004-Phil Martelli, St. Joseph's; 2005-Tubby Smith, Kentucky; 2006-Ben Howland, UCLA.

**Legends of Coaching Award:** 1999-Dean Smith, North Carolina; 2000-Mike Krzyzewski, Duke; 2001-Lute Olson, Arizona; 2002-Denny Crum, Louisville; 2003-Roy Williams, Kansas; 2004-Mike Montgomery, Stanford; 2005-Jim Calhoun, Connecticut; 2006-Jim Boeheim, Syracuse.

**COACHING RECORDS**

# Division II Coaching Records

## Winningest Active Coaches

(Minimum five years as a head coach; includes record at four-year colleges only.)

### BY PERCENTAGE

Coach, Team	Years	Won	Lost	Pct.
1. Danny Young, Montevallo.....	5	129	33	.796
2. Rick Herdes, Southern Ind.....	5	129	34	.791
3. Dave Robbins, Virginia Union.....	28	668	180	.788
4. Greg Zimmerman, Alderson-Broaddus.....	5	122	36	.772
5. Don Meyer, Northern St.....	34	841	285	.747
6. Ken Borer, Mass.-Lowell.....	5	115	40	.742
7. Bob Chipman, Washburn.....	27	620	221	.737
8. Tom Kropp, Neb.-Kearney.....	16	349	128	.732
9. Ron Niekamp, Findlay.....	21	448	167	.728
10. Mark Johnson, Fort Hays St.....	5	106	40	.726
11. Brian Beaury, St. Rose.....	20	445	171	.722
12. Gordon Gibbons, Clayton St.....	16	349	135	.721
13. Herb Magee, Philadelphia U.....	39	813	317	.719
14. Rick Cooper, West Tex. A&M.....	19	408	169	.707
15. Stan Spirou, Southern N.H.....	21	448	186	.707
16. Greg Kamansky, Cal Poly Pomona.....	6	120	51	.702
17. David Boots, South Dakota.....	24	478	205	.700
18. Richard Schmidt, Tampa.....	25	512	222	.698
19. Luke D'Alessio, Bowie St.....	7	144	65	.689
20. Lonn Reisman, Tarleton St.....	18	373	170	.687
21. Grady Brewer, Morehouse.....	6	119	56	.680
22. Kevin Luke, Michigan Tech.....	12	234	116	.669
23. Craig Carse, Mont. St.-Billings.....	15	283	141	.667
24. Kevin Schlagel, St. Cloud St.....	10	180	91	.664
25. Ken Wagner, BYU-Hawaii.....	16	303	155	.662
26. Steve Tappmeyer, Northwest Mo. St.....	18	347	178	.661
27. Keith Dickson, St. Anselm.....	20	392	203	.659
28. Greg Walcavich, Edinboro.....	25	466	243	.657
29. Jeff Guiot, Southwest Baptist.....	5	97	51	.655
30. Ed Douma, Hillsdale.....	31	540	291	.650
31. Dick DeLaney, West Chester.....	19	342	187	.647
32. Jim Baker, Catawba.....	12	223	122	.646
33. Jim Heaps, Mesa St.....	10	178	99	.643
34. Jeff Ray, Midwestern St.....	9	168	94	.641
35. Brad Jackson, Western Wash.....	21	398	224	.640
36. Mike Leaf, Winona St.....	8	153	87	.638
37. Tom Ryan, Eckerd.....	10	186	106	.637
38. Dave Davis, Pfeiffer.....	15	271	159	.630
39. Jay Lawson, Bentley.....	15	272	162	.627
40. Steve Joyner, Johnson C. Smith.....	19	342	208	.622
41. Matt Margenthaler, Minn. St. Mankato.....	5	90	55	.621
42. Tom Klusman, Rollins.....	26	458	280	.621
43. Ed Murphy, West Ga.....	27	479	294	.620
44. Mike Ruane, Bridgeport.....	6	110	69	.615
45. Bill Brown, California (Pa.).....	20	331	211	.611
46. Mike Sandifar, Oakland City.....	24	419	267	.611
47. Gregg Nibert, Presbyterian.....	17	307	197	.609
48. Bill Clingan, Mount Olive.....	16	278	180	.607
49. Larry Gipson, Northeastern St.....	14	244	159	.605
50. Jeff Morgan, Harding.....	14	236	155	.604
51. Ron Righter, Clarion.....	20	321	211	.603
52. Tom Smith, Mo. Western St.....	31	534	352	.603
53. Dave Balza, Fla. Gulf Coast.....	7	122	81	.601
54. Jeff Law, Hawaii-Hilo.....	8	128	85	.601
55. Fred Thompson, Millersville.....	8	133	89	.599
56. Gary Edwards, Francis Marion.....	22	383	262	.594
57. Jay DeFrusco, Wheeling Jesuit.....	17	293	202	.592
58. Darren Metress, Augusta St.....	10	168	117	.589
59. Greg Sparling, Central Wash.....	12	184	130	.586
60. Terry Sellers, GC&SU.....	13	215	152	.586
61. Gary Tuell, Nova Southeastern.....	19	333	237	.584
62. Art Luptowski, American Int'l.....	17	285	204	.583
63. Lonnie Porter, Regis (Colo.).....	29	467	336	.582
64. Parker Laketa, Wingate.....	6	104	75	.581
65. Sam Walker, Tex. A&M-Commerce.....	6	100	72	.581
66. Bryan Poore, West Virginia St.....	8	135	98	.579
67. Roger Lyons, Ashland.....	13	206	150	.579
68. Gene Iba, Pittsburg St.....	26	432	316	.578
69. Mike Newell, Ark.-Monticello.....	14	241	178	.575
70. Jim Boone, Tusculum.....	20	334	248	.574

### BY VICTORIES

(Minimum five years as a head coach; includes record at four-year colleges only.)

Coach, Team	Years	Won	Lost	Pct.
1. Don Meyer, Northern St.....	34	841	285	.747
2. Herb Magee, Philadelphia U.....	39	813	317	.719
3. Dave Robbins, Virginia Union.....	28	668	180	.788
4. Bob Chipman, Washburn.....	27	620	221	.737
5. Ed Douma, Hillsdale.....	31	540	291	.650
6. Tom Smith, Mo. Western St.....	31	534	352	.603
7. Richard Schmidt, Tampa.....	25	512	222	.698
8. Ed Murphy, West Ga.....	27	479	294	.620
9. Dave Boots, South Dakota.....	24	478	205	.700
10. Lonnie Porter, Regis (Colo.).....	29	467	336	.582
11. Greg Walcavich, Edinboro.....	25	466	243	.657
12. Tom Klusman, Rollins.....	26	458	280	.621
13. Ron Niekamp, Findlay.....	21	448	167	.728
14. Stan Spirou, Southern N.H.....	21	448	186	.707
15. Brian Beaury, St. Rose.....	20	445	171	.722
16. Gene Iba, Pittsburg St.....	26	432	316	.578
17. Mike Sandifar, Oakland City.....	24	419	267	.611
18. Rick Cooper, West Tex. A&M.....	19	408	169	.707
19. Brad Jackson, Western Wash.....	21	398	224	.640
20. Keith Dickson, St. Anselm.....	20	392	203	.659
21. Gary Edwards, Indiana (Pa.).....	22	383	262	.594
22. Bert Hammel, Merrimack.....	26	379	359	.514
23. Tom Wood, Humboldt St.....	25	375	318	.541
24. Lonn Reisman, Tarleton St.....	18	373	170	.687
Art Leary, Southern Conn. St.....	28	373	416	.473
26. John Lentz, Lenoir-Rhyne.....	23	361	284	.560
27. Tom Kropp, Neb.-Kearney.....	16	349	128	.732
Gordon Gibbons, Clayton St.....	16	349	135	.721
Billy Lee, St. Andrews.....	26	349	390	.472
30. Steve Tappmeyer, Northwest Mo. St.....	18	347	178	.661
31. Dick DeLaney, West Chester.....	19	342	187	.647
Steve Joyner, Johnson C. Smith.....	19	342	208	.622
Mike Nienaber, Christian Bros.....	23	342	375	.477
34. Jim Boone, Tusculum.....	20	334	248	.574
35. Gary Tuell, Nova Southeastern.....	19	333	237	.584
36. Bill Brown, California (Pa.).....	20	331	211	.611
37. Ron Righter, Clarion.....	20	321	211	.603
Dean Ellis, Northern Mich.....	20	321	242	.570
39. Ron Spry, Paine.....	20	312	242	.563
40. Eddie Payne, S.C. Upstate.....	20	308	271	.532
41. Gregg Nibert, Presbyterian.....	17	307	197	.609
42. Ken Wagner, BYU-Hawaii.....	16	303	155	.662
43. Jay DeFrusco, Wheeling Jesuit.....	17	293	202	.592
44. Greg White, Charleston (W.V.).....	20	292	267	.522
45. Bob Hofman, Fort Lewis.....	18	289	218	.570
Serge DeBari, Assumption.....	20	289	227	.560
47. Art Luptowski, American Int'l.....	17	285	204	.583
48. Craig Carse, Mont. St.-Billings.....	15	283	141	.667
49. Bill Clingan, Mount Olive.....	16	278	180	.607
50. Steve Cox, Concord.....	17	274	217	.558
51. Prescott Smith, Cal St. Chico.....	19	273	255	.517
52. Jay Lawson, Bentley.....	15	272	162	.627
53. Dave Davis, Pfeiffer.....	15	271	159	.630
54. Lennie Acuff, Ala.-Huntsville.....	16	268	211	.559
55. Dale Clayton, Carson-Newman.....	18	267	240	.527
56. Rick Reedy, West Ala.....	22	265	323	.451
57. Al Sokaitis, Western St.....	19	264	241	.523
58. Robert Corn, Mo. Southern St.....	17	263	219	.546
59. Bob Rukavina, Pitt.-Johnstown.....	17	258	195	.570
60. Dan Schmotzer, Coker.....	19	254	256	.498
61. Larry Gipson, Northeastern St.....	14	244	159	.605
62. Mike Newell, Ark.-Monticello.....	14	241	178	.575
63. Ron Lievense, Barton.....	18	238	247	.491
64. Jeff Morgan, Harding.....	14	236	155	.604
65. Kevin Luke, Michigan Tech.....	12	234	116	.669
66. Larry Epperly, Limestone.....	19	231	300	.435
67. Dale Martin, Mo.-Rolla.....	19	224	283	.442
68. Jim Baker, Catawba.....	12	223	122	.646
69. Terry Sellers, GC&SU.....	13	215	152	.586
70. Tony Robinson, Southeastern Okla.....	15	212	203	.511

## Winningest Coaches All-Time

(Minimum 10 head coaching seasons in Division II)

### BY PERCENTAGE

Coach (Team coached, tenure)	Years	Won	Lost	Pct.
1. Walter Harris (Philadelphia U. 1954-65, 67)	13	240	56	.811
2. Dolph Stanley (Beloit 1946-57)	12	238	56	.810
3. Ed Adams (N.C. Central 1935-36, Tuskegee 37-49, Texas Southern 50-58)	24	643	153	.808
4. Dave Robbins (Virginia Union 1979-06)*	28	668	180	.788
5. Charles Christian (Norfolk St. 1974-78, 82-90)	14	318	95	.770
6. Lucas Mitchell (Alabama St. 1964-67, Kentucky St. 68-75, Norfolk St. 79-81)	15	325	103	.759
7. Mike Dunlap (Cal Lutheran 1990-94, Metro St. 98-06)	14	328	105	.758
8. Dean Nicholson (Central Wash. 1965-90)	26	620	199	.757
9. John Kochan (Millersville 1984-96)	13	285	96	.748
10. Joe Hutton (Hamline 1932-65)	34	591	207	.741
11. Bob Chipman (Washburn 1980-06)*	27	620	221	.737
12. Ed Oglesby (Florida A&M 1951-70, 72)	21	386	138	.737
13. John McLendon (N.C. Central 1941-52, Hampton 53-54, Tennessee St. 55-59, Kentucky St. 64-66, Cleveland St. 67-69)	25	496	179	.735
14. Moco Mercer (Dubuque 1941-50)	10	119	43	.735
15. Calvin Irvin (Johnson C. Smith 1948-51, N.C. A&T 55-72)	22	397	144	.734
16. Tom Kropp (Neb.-Kearney 1991-06)*	16	349	128	.732
17. Garland Pinholster (Oglethorpe 1957-66)	10	180	68	.726
18. Brian Beaury (St. Rose 1987-06)*	20	445	171	.722
19. Gordon Gibbons (South Fla. 1980; Fla. Southern 91-00, Clayton St. 2002-06)*	16	349	135	.721
20. Albert Muyskens (Calvin 1936-45)	10	118	46	.720
21. Herb Magee (Philadelphia U. 1968-06)*	39	813	317	.719
22. Fred Sefton (Akron 1916-24, 26-27)	11	103	42	.710
23. Ed Jucker (Merchant Marine 1946-47, Rensselaer 49-53, Cincinnati 61-65, Rollins 73-77)	17	266	109	.709
24. Butch Haswell (Fairmont St. 1994-04)	11	226	93	.708
25. Andrew Laska (Assumption 1952-67)	16	224	93	.707
26. Rick Cooper (Wayland Baptist 1988-93; West Tex. A&M 94-06)*	19	408	169	.707
27. Stan Spirow (Southern N.H. 1986-06)*	21	448	186	.707
28. Al Shields (Bentley 1964-78)	15	257	107	.706
29. Lou D'Allesandro (Southern N.H. 1964-70, 73-75)	10	183	77	.704
30. Bill Boylan (Monmouth 1957-77)	21	368	155	.704
31. Scott Nagy (South Dakota St. 1996-06)*	11	229	97	.702
32. Dave Boots (Augsburg 1983-88, South Dakota 89-06)*	24	478	205	.700
33. Beryl Shipley (La-Lafayette 1958-73)	16	293	126	.699
34. Edwin Nihiser (Brockport St. 1929-34, 36-39, 41-42)	12	104	45	.698
35. Richard Schmidt (Vanderbilt 1980-81, Tampa 84-06)*	25	512	222	.698
36. Ernest Hole (Wooster 1927-58)	32	412	181	.695
37. Sam Cozen (Drexel 1953-68)	16	213	94	.694
38. Barney Steen (Calvin 1954-66)	13	189	84	.692
39. Lonn Reisman (Tarleton St. 1989-06)*	18	373	170	.687
40. Robert Rainey (Albany St. [Ga.] 1961-72)	12	243	112	.685
41. Pat Douglass (Mont. St.-Billings 1982-87, Cal St. Bakersfield 88-97, UC Irvine 99-06)*	25	514	239	.683
42. Dick Sauers (Albany [N.Y.] 1956-87, 89-97)	41	702	330	.680
43. Bill E. Jones (Florence St. 1973, North Ala. 74, Jacksonville St. 75-98)	26	477	226	.679
44. Clem Leitch (North Dakota 1926-43)	18	224	106	.679
45. Danny Rose (Central Mich. 1938-43, 47-54)	14	176	84	.677
46. Rutherford Baker (Albany [N.Y.] 1925-35)	11	63	30	.677
47. Albin Schneider (St. Joseph's [Ind.] 1912-25)	14	111	54	.673
48. Dale Race (Milton 1976-79, Minn. Duluth 85-98)	18	363	177	.672
49. L. Vann Pettaway (Alabama A&M 1987-06)*	20	397	194	.672
50. Russell Beichly (Akron 1941-59)	19	288	141	.671
51. Kevin Luke (Michigan Tech 1995-06)*	12	234	116	.669
52. Dick Peith (Denver 1986-97; Wartburg 98-06)*	21	391	194	.668
53. Steve Rives (Louisiana Col. 1986, Delta St. 87-06)	21	402	200	.668
54. William Lucas (Central St. 1961-74)	14	241	120	.668
55. Craig Carse (West Virginia St. 1984-87; Mont. St.-Billings 96-06)*	15	283	141	.667
56. Ken Bone (Cal St. Stanislaus 1985, Seattle Pacific 91-02, Portland St. 06)*	14	269	134	.667
57. Fred Hobby (Grambling 1957-86)	30	571	287	.666
58. Paul Webb (Randolph-Macon 1957-75, Old Dominion 76-85)	29	511	257	.665
59. Ed Martin (South Carolina St. 1956-68, Tennessee St. 69-85)	30	501	253	.664
60. Kevin Schlagel (St. Cloud St. 1984, 98-06)	10	180	91	.664
61. Marlowe Severson (St. Cloud St. 1959-69, Minn. St. Mankato 70-73)	15	250	127	.663
62. Don Zech (Puget Sound 1969-89)	21	386	197	.662

### Coach (Team coached, tenure)

	Years	Won	Lost	Pct.
63. Dave Buss (Wis.-Green Bay 1970-82, Long Beach St. 84, St. Olaf 88-94)	21	381	195	.661
64. Steve Tappmeyer (Northwest Mo. St. 1989-06)*	18	347	178	.661
65. Charles Chronister (Bloomsburg 1972-02)	31	559	288	.660
66. N. Kerr Thompson (Slippery Rock 1920-26, 31-42, 45-47)	22	252	130	.660
67. Keith Dickson (St. Anselm 1987-06)*	20	392	203	.659
68. Wayne Boultinghouse (Southern Ind. 1975-81; Ky. Wesleyan 91-96)	13	240	124	.659
69. Donald Feeley (Sacred Heart 1966-78, Fairleigh Dickinson 81-83)	16	285	148	.658
70. Greg Walcavich (Birmingham-So. 1979-83, Rice 87, West Va. Wesleyan 88-89, Edinboro 90-06)*	25	466	243	.657

\*Active coaches

### BY VICTORIES

(Minimum 10 head coaching seasons in Division II)

Coach (Team coached, tenure)	Years	Won	Lost	Pct.
1. Clarence Gaines (Winston-Salem 1947-93)	47	828	447	.649
2. Jerry Johnson (LeMoyn-Owen 1959-05)	47	821	447	.647
3. Herb Magee (Philadelphia U. 1968-06)*	39	813	317	.719
4. Dick Sauers (Albany [N.Y.] 1956-87, 89-97)	41	702	330	.680
5. Dave Robbins (Virginia Union 1979-06)*	28	668	180	.788
6. Ed Adams (N.C. Central 1935-36, Tuskegee 37-49, Texas Southern 50-58)	24	643	153	.808
7. John Lance (Southwestern Okla. 1919-22, Pittsburg St. 23-34, 36-63)	44	632	340	.650
8. Ed Messbarger (Benedictine Hts. 1958-60, Dallas 61-63, St. Mary's [Tex.] 64-78, Angelo St. 79-98)	41	630	518	.549
9. Bob Chipman (Washburn 1980-06)*	27	620	221	.737
Dean Nicholson (Central Wash. 1965-90)	26	620	199	.757
11. Joe Hutton (Hamline 1932-65)	34	591	207	.741
12. Dom Rosselli (Youngstown St. 1941-42, 47-82)	38	590	387	.604
13. Dan McCarrell (North Park 1968-84, Minn. St. Mankato 85-01)	34	579	347	.625
14. Fred Hobby (Grambling 1957-86)	30	571	287	.666
15. Charles Chronister (Bloomsburg 1972-02)	31	559	288	.660
16. Bill Knapton (Beloit 1958-97)	40	555	344	.617
17. Bruce Webster (Bridgeport 1966-99)	34	549	405	.575
18. Tom Smith (Central Mo. St. 1976-80, Valparaiso 81-88, Mo. Western St. 89-06)*	31	534	352	.603
19. Arthur McAfee (Lane 1961, Mississippi Val. 62, Lincoln [Mo.] 63, Bishop 64-65, Morehouse 66-2000)	40	516	510	.503
20. Pat Douglass (Mont. St.-Billings 1982-87, Cal St. Bakersfield 88-97, UC Irvine 99-06)*	25	514	239	.683
Arad McCutchan (Evansville 1947-77)	31	514	314	.621
Jim Gudger (Western Caro. 1951-69, Tex. A&M-Commerce 70-83)	33	514	415	.553
23. Richard Schmidt (Vanderbilt 1980-81, Tampa 84-06)*	25	512	222	.698
24. Paul Webb (Randolph-Macon 1957-75, Old Dominion 76-85)	29	511	257	.665
25. Herbert Greene (Aub.-Montgomery 1976-77, Columbus St. 82-06)	27	510	270	.654
Aubrey Bonham (Whittier 1938-43, 46-68)	29	510	285	.642
27. Leo Nicholson (Central Wash. 1930-64)	33	505	281	.642
28. Ed Martin (South Carolina St. 1956-68, Tennessee St. 69-85)	30	501	253	.664
Bobby Vaughan (Elizabeth City St. 1952-66, 68-86)	34	501	363	.580
29. Will Renken (Bloomfield 1948-52, Albright 56-88)	38	497	466	.516
30. John McLendon (N.C. Central 1941-52, Hampton 53-54, Tennessee St. 55-59, Kentucky St. 64-66, Cleveland St. 67-69)	25	496	179	.735
31. Rich Glas (Minn.-Morris 1975-79, Willamette 80-84, North Dakota 89-06)	28	490	302	.619
32. Angus Nicoson (Indianapolis 1948-76)	29	482	274	.638
33. Hamlet Peterson (Luther 1923-65)	43	481	356	.575
34. Ed Murphy (West Ala. 1979-83, Delta St. 84-86, Mississippi 87-92, West Ga. 94-06)*	27	479	294	.620
Bill Detrick (Central Conn. St. 1960-87, Coast Guard 90)	30	479	278	.633
36. Dave Boots (Augsburg 1983-88, South Dakota 89-06)*	24	478	205	.700
37. Bill E. Jones (Florence St. 1973, North Ala. 74, Jacksonville St. 75-98)	26	477	226	.679
38. Dave Gunther (Wayne St. [Neb.] 1968-70, North Dakota 71-88, Buena Vista 94-95, Bemidji St. 96-01)	29	476	328	.592
39. Lonnie Porter (Regis [Colo.] 1978-06)*	29	467	335	.582
Tom Galeazzi (C.W. Post 1982-06)	25	467	259	.643
41. Greg Walcavich (Birmingham-So. 1979-83, Rice 87, West Va. Wesleyan 88-89, Edinboro 90-06)*	25	466	243	.657
42. John Masi (UC Riverside 1980-05)	26	462	269	.632



Coach (Team coached, tenure)					Years	Won	Lost	Pct.
43. Burt Kahn (Quinnipiac 1962-91).....	30	459	355	.564				
Richard Meckfessel (Charleston [W.V.] 1966-79, Ma.-St. Louis 83-99).....	31	459	420	.522				
Oliver Jones (Albany St. [Ga.] 1973-00, Tuskegee 01-04).....	32	459	424	.520				
46. Tom Klusman (Rollins 1981-06)*.....	26	458	280	.621				
47. Jim Seward (Wayne St. [Neb.] 1975-78, Ashland 79-83, Kansas Newman 84-87, Central Okla. 88-02).....	28	454	339	.573				
48. Stan Spirou (Southern N.H. 1986-06)*.....	21	448	186	.707				
49. Butch Raymond (Augsburg 1971-73, Minn. St. Mankato 74-84, St. Cloud St. 85-97)....	27	447	302	.597				
J.B. Searce (North Ga. 1942-43, Cumberland 47, Ga. Southern 48-79).....	26	447	244	.647				
51. Brian Beary (St. Rose 1987-06)*.....	20	445	171	.722				
Ron Shumate (Chattanooga 1973-79, Southeast Mo. St. 82-97).....	23	445	232	.657				
53. Tom Villemure (Detroit Business 1967, Grand Valley St. 73-96).....	25	437	268	.620				
54. James Dominey (Valdosta St. 1972-00).....	29	436	343	.560				
55. Gene Iba (Houston Baptist 1978-85, Baylor 86-92, Pittsburg St. 96-06)*.....	26	432	316	.578				
56. Hal Nunnally (Randolph-Macon 1976-99).....	24	431	232	.650				
Leonidas Epps (Clark Atlanta 1950-78).....	29	431	291	.597				
58. Ollie Gelston (New Jersey City 1960-67, Montclair St. 68-91).....	32	429	347	.553				
59. Dave Bike (Sacred Heart 1979-06)*.....	28	427	387	.525				
60. Jim Harley (Eckerd 1964-96).....	32	420	349	.546				
61. Mike Sandifar (Averett 1979-81, Southwestern [Kan.] 82-87, Oakland City 88-99, 04-06)*.....	24	419	267	.611				
Irvin Peterson (Neb. Wesleyan 1949-51, 54-80).....	30	419	314	.572				
63. Tom Feely (St. Thomas [Minn.] 1955-80).....	26	417	269	.608				
64. Don P. Smith (Elizabethtown 1955-64, Bucknell 65-72, Elizabethtown 73-88).....	34	413	381	.520				
65. Ernest Hole (Wooster 1927-58).....	32	412	181	.695				
66. Rick Cooper (Wayland Baptist 1988-93, West Tex. A&M 94-06)*.....	19	408	169	.707				
67. Steve Rives (Louisiana Col. 1986, Delta St. 87-06) ..	21	402	200	.668				
68. Dave Yanai (Cal St. Dom. Hills 1978-96, Cal St. L.A. 97-05).....	28	401	354	.531				

\*Active coaches

## Division III Coaching Records

### Winningest Active Coaches

(Minimum five years as a head coach; includes record at four-year colleges only.)

#### BY PERCENTAGE

Coach, Team	Years	Won	Lost	Pct.
1. Rob Kornaker, St. John Fisher.....	5	110	30	.786
2. Brian VanHaften, Buena Vista.....	10	215	66	.765
3. Steve Moore, Wooster.....	25	525	168	.758
4. Mike Jones, Mississippi Col.....	14	284	95	.749
5. Pat Miller, Wis.-Whitewater.....	5	104	35	.748
6. Glenn Van Wieren, Hope.....	29	564	194	.744
7. Jerry Rickrode, Wilkes.....	14	278	96	.743
8. Glenn Robinson, Frank. & Marsh.....	35	710	254	.737
9. David Macedo, Va. Wesleyan.....	6	124	45	.734
10. Mark Hanson, Gust. Adolphus.....	16	325	118	.734
11. Mike Rhoades, Randolph-Macon.....	7	143	52	.733
12. Bill Foti, Colby-Sawyer.....	14	277	102	.731
13. J.P. Andrejko, King's (Pa.).....	5	99	38	.723
14. C.J. Woollum, Chris. Newport.....	22	444	172	.721
15. Bob Campbell, Western Conn. St.....	22	434	169	.720
16. Joe Cassidy, Rowan.....	10	192	75	.719
17. Brian Meehan, Brandeis.....	10	195	79	.712
18. Stan Ogrodnik, Trinity (Conn.).....	25	427	174	.710
19. David Hixon, Amherst.....	29	520	220	.703
20. Rob Colbert, Keene St.....	7	137	59	.699
21. Bob Gillespie, Ripon.....	26	432	187	.698
22. David Paulsen, Williams.....	12	229	100	.696
23. Gerry Matthews, Richard Stockton.....	20	386	169	.695
24. Brian Baptiste, Mass.-Dartmouth.....	23	437	193	.694
25. Tom Murphy, Utica/Rome.....	35	618	274	.693
26. Charles Brown, New Jersey City.....	24	464	208	.690
27. Randy Lambert, Maryville (Tenn.).....	26	479	215	.690
28. Bosko Djurickovic, Carthage.....	20	369	166	.690
29. Todd Raridon, North Central (Ill.).....	17	306	141	.685
30. Bill Brown, Wittenberg.....	19	365	169	.684
31. James Lancaster, Aurora.....	12	214	100	.682
32. Jim Hayford, Whitworth.....	7	132	62	.680
33. Joe Nesci, New York U.....	18	315	148	.680
34. Dave Niland, Penn St.-Behrend.....	12	219	105	.676
35. Chuck McBreen, Ramapo.....	8	148	71	.676
36. Jose Rebimas, Wm. Paterson.....	12	219	106	.674
37. Bill Harris, Wheaton (Ill.).....	21	382	188	.670
38. Dick Peth, Wartburg.....	21	391	194	.668
39. Steve Fritz, St. Thomas (Minn.).....	26	462	231	.667
40. Kevin Van de Streek, Calvin.....	16	303	154	.663
41. Bob Gaillard, Lewis & Clark.....	25	451	231	.661
42. John Tharp, Lawrence.....	12	190	98	.660
43. Dick Whitmore, Colby.....	35	562	291	.659
44. Nelson Whitmore, Brockport St.....	8	150	78	.658
45. Mark Edwards, Washington-St. Louis.....	25	426	223	.656
46. Ron Holmes, McMurry.....	16	279	147	.655
47. Greg Mason, Centre.....	7	119	63	.654
48. Mike Moran, John Carroll.....	14	251	134	.652
49. Mike Beitzel, Hanover.....	26	467	251	.650
50. Ted Van Dellen, Wis.-Oshkosh.....	16	278	150	.650

Coach, Team	Years	Won	Lost	Pct.
51. Mike Bokosky, Chapman.....	14	226	122	.649
52. Page Moir, Roanoke.....	17	297	161	.648
53. Steve Schluman, Lehman.....	6	106	58	.646
54. Dick Reynolds, Otterbein.....	34	595	330	.643
55. Ken Scalmanini, Claremont-M-S.....	8	127	71	.641
56. Bill Nelson, Johns Hopkins.....	26	432	244	.639
57. John Scheinman, Plymouth St.....	11	191	108	.639
58. Paul Phillips, Clark (Mass.).....	18	306	176	.635
59. Mike McGrath, Chicago.....	7	114	66	.633
60. Duane Davis, Mt. St. Mary (N.Y.).....	11	191	111	.632
61. Gordie James, Willamette.....	19	324	189	.632
62. Brad McAlester, Lebanon Valley.....	12	205	120	.631
63. Keith Bunkenburg, Benedictine (Ill.).....	11	180	106	.629
64. Mike Neer, Rochester.....	30	492	293	.627
65. Mike Turner, Albion.....	32	498	298	.626
66. Kevin Small, Ursinus.....	6	100	60	.625
67. Chris Carideo, Widener.....	5	86	52	.623
68. Bill Fenlon, DePauw.....	21	335	204	.622
69. Scott Covall, DeSales.....	13	213	130	.621
70. Will Biggs, Cal St. East Bay.....	9	154	94	.621

#### BY VICTORIES

(Minimum five years as a head coach; includes record at four-year colleges only.)

Coach, Team	Years	Won	Lost	Pct.
1. Glenn Robinson, Frank. & Marsh.....	35	710	254	.737
2. Jim Smith, St. John's (Minn.).....	42	650	455	.588
3. Tom Murphy, Utica/Rome.....	35	618	274	.693
4. Dick Reynolds, Otterbein.....	34	595	330	.643
5. Glenn Van Wieren, Hope.....	29	564	194	.744
6. Dick Whitmore, Colby.....	35	562	291	.659
7. Steve Moore, Wooster.....	25	525	168	.758
8. David Hixon, Amherst.....	29	520	220	.703
9. Mike Turner, Albion.....	32	498	298	.626
10. Mike Neer, Rochester.....	30	492	293	.627
11. Jon Davison, Clarke.....	37	490	460	.516
12. Randy Lambert, Maryville (Tenn.).....	26	479	215	.690
13. Mike Beitzel, Hanover.....	26	467	251	.650
14. Charles Brown, New Jersey City.....	24	464	208	.690
15. Mac Petty, Wabash.....	33	463	364	.560
16. Steve Fritz, St. Thomas (Minn.).....	26	462	231	.667
17. Terry Glasgow, Monmouth (Ill.).....	34	458	302	.603
18. Bob Gaillard, Lewis & Clark.....	25	451	231	.661
19. Lee McKinney, Fontbonne.....	28	449	335	.573
20. C.J. Woollum, Chris. Newport.....	22	444	172	.721
21. Brian Baptiste, Mass.-Dartmouth.....	23	437	193	.694
22. Herb Hilgeman, Rhodes.....	30	436	298	.594
23. Bob Campbell, Western Conn. St.....	22	434	169	.720
24. Gary Smith, Redlands.....	35	433	460	.485
25. Bob Gillespie, Ripon.....	26	432	187	.698
25. Bill Nelson, Johns Hopkins.....	26	432	244	.639
27. Stan Ogrodnik, Trinity (Conn.).....	25	427	174	.710
28. Mark Edwards, Washington-St. Louis.....	25	426	223	.656
29. Bob McVean, Rochester Inst.....	28	410	302	.576
30. Jeff Gamber, York (Pa.).....	29	395	361	.522
31. Dick Peth, Wartburg.....	21	391	194	.668
32. Steve Bankston, Baldwin-Wallace.....	26	389	305	.561



Coach, Team	Years	Won	Lost	Pct.
33. Gerry Matthews, Richard Stockton	20	386	169	.695
34. Bill Harris, Wheaton (Ill.)	21	382	188	.670
35. Kerry Prather, Franklin	23	374	248	.601
36. Bosko Djurickovic, Carthage	20	369	166	.690
37. Bill Brown, Wittenberg	19	365	169	.684
38. Peter Barry, Coast Guard	24	363	281	.564
39. Charlie Brock, Springfield	26	358	320	.528
40. Jim Walker, Moravian	27	357	322	.526
41. Bob Johnson, Emory & Henry	26	356	322	.525
42. Jonathon Halpert, Yeshiva	34	341	419	.449
43. Ed Andrist, Wis.-Stout	17	339	256	.570
44. Mike Griffin, Rensselaer	29	336	392	.462
45. Bill Fenlon, DePaul	21	335	204	.622
46. Rich Rider, Cal Lutheran	21	327	212	.607
47. Mark Hanson, Gust. Adolphus	16	325	118	.734
48. Gordie James, Willamette	19	324	189	.632
49. Ray Rankis, Baruch	23	320	293	.522
50. Joe Nesci, New York U.	18	315	148	.680
51. Bill Leatherman, Bridgewater (Va.)	21	312	232	.574
52. Todd Raridon, North Central (Ill.)	17	306	141	.685
52. Paul Phillips, Clark (Mass.)	18	306	176	.635
54. Kevin Van de Streek, Calvin	16	303	154	.663
54. Bruce Wilson, Simpson	21	303	241	.557
56. Guy Kalland, Carleton	22	299	259	.536
57. Page Moir, Roanoke	17	297	161	.648
57. Charles Katsiaticas, Pomona-Pitzer	19	297	191	.609
57. Pat Cunningham, Trinity (Tex.)	19	297	213	.582
60. Mike Jones, Mississippi Col.	14	284	95	.749
61. Tim Gilbride, Bowdoin	21	283	225	.557
62. Ron Holmes, McMurry	16	279	147	.655
63. Jerry Rickrode, Wilkes	14	278	96	.743
63. Ted Van Dellen, Wis.-Oshkosh	16	278	150	.650
65. Bill Foti, Colby-Sawyer	14	277	102	.731
65. Ted Fiore, Montclair St.	17	277	190	.593
67. Dave Madeira, Muhlenburg	19	275	206	.572
68. Robert Sheldon, Tufts	18	273	180	.603
68. Mike Daley, Nazareth	20	273	247	.525
70. Dick Meader, Me.-Farmington	25	267	316	.458

### Winningest Coaches All-Time

(Minimum 10 head coaching seasons in Division III)

#### BY PERCENTAGE

Coach (Team coached, tenure)	Years	Won	Lost	Pct.
1. Brian VanHaften (Buena Vista 1997-06)*	10	215	66	.765
2. Bo Ryan (Wis.-Platteville 1985-99, Wis.-Milwaukee 00-01, Wisconsin 02-06)*	22	495	152	.765
3. Jim Borcharding (Augustana [Ill.] 1970-84)	15	313	100	.758
4. Steve Moore (Muhlenberg 1982-87, Wooster 88-06)*	25	525	168	.758
5. Harry Sheehy (Williams 1984-00)	17	324	104	.757
6. Glenn Van Wieren (Hope 1978-06)*	29	564	194	.744
7. Jerry Rickrode (Wilkes 1993-06)*	14	278	96	.743
8. Glenn Robinson (Frank. & Marsh. 1972-06)*	35	710	254	.737
9. Mark Hanson (Gust. Adolphus 1991-06)*	16	325	118	.734
10. Bill Foti (Colby-Sawyer 1993-06)*	14	277	102	.731
11. Rick Simonds (St. Joseph's [Me.] 1980-03)	23	463	176	.725
12. C.J. Woollum (Chris. Newport 85-06)*	22	444	172	.721
13. Bob Campbell (Western Conn. St. 1985-06)*	22	434	169	.720
14. Joe Cassidy (Rowan 1997-06)*	10	192	75	.719
15. Dave Darnall (Eureka 1975-94)	20	383	150	.719
16. Joe Campoli (Ohio Northern 1993-05)	13	254	101	.715
17. Mike Lonergan (Catholic 1993-04, Vermont 06)*	13	264	105	.715
18. Brian Meehan (Salem St. 1997-03, Brandeis 04-06)*	10	195	79	.712
19. Bob Ward (St. John Fisher 1988-01)	14	261	106	.711
20. Stan Ogrodnik (Trinity [Conn.] 1982-06)*	25	427	174	.710
21. James Catalano (NJIT 1980-01)	22	431	176	.710
22. Jerry Welsh (Potsdam St. 1969, 71-91, Iona 92-95)	26	502	205	.710
23. Dave Vander Meulen (Wis.-Whitewater 1979-01)	23	440	182	.707
24. David Hixon (Amherst 1978-06)*	29	520	220	.703
25. Bob Gillespie (Ripon 1981-06)*	26	432	187	.698
26. John Reynnders (Allegheny 1980-89)	10	180	78	.698
27. Gerry Mathews (Richard Stockton 1986-94, 96-06)*	20	386	169	.696
28. Lewis Levick (Wartburg 1966-93)	28	510	225	.694
29. Brian Baptiste (Mass.-Dartmouth 1984-06)*	23	437	193	.694
30. Tom Murphy (Hamilton 1971-04, Utica/Rome 06)*	35	618	274	.693
31. Charles Brown (New Jersey City 1983-06)*	24	464	208	.690
32. Randy Lambert (Maryville [Tenn.] 1981-06)*	26	479	215	.690
33. John Dzik (Cabrini 1981-05)	25	481	216	.690
34. Jim Todd (Fitchburg St. 1978-79, Salem St. 88-96)	11	207	93	.690

Coach (Team coached, tenure)	Years	Won	Lost	Pct.
35. Bosko Djurickovic (North Park 1985-94, Carthage 97-06)*	20	369	166	.690
36. Todd Raridon (Neb. Wesleyan 1990-04, North Central [Ill.] 05-06)*	17	306	141	.685
37. Bill Brown (Wooster 1983, Kenyon 84-88, Wittenberg 94-06)*	19	365	169	.684
38. James Lancaster (Aurora 1995-06)*	12	214	100	.682
39. Joe Nesci (New York U. 1989-06)*	18	315	148	.680
40. Richard Bihir (Buffalo St. 1980-99, 01-05)	25	449	211	.680
41. Bob Bessoir (Scranton 1973-01)	29	554	263	.678
42. Dave Niland (Penn St.-Behrend 1995-06)*	12	219	105	.676
43. Tony Shaver (Hampden-Sydney 1987-03, William & Mary 04-06)*	20	381	183	.676
44. Dennie Bridges (Ill. Wesleyan 1966-01)	36	666	320	.675
45. Jose Rebimbas (Montclair St. 1995, Wm. Paterson 96-06)*	12	219	106	.674
46. John McCloskey (Alvernia 1992-97, 99-04)	12	227	111	.672
47. Bill Harris (King's [N.Y.] 1986-91, Wheaton [Ill.] 92-06)*	21	382	188	.670
48. Naylond Hayes (Rust 1970-88)	18	338	169	.667
49. Steve Fritz (St. Thomas [Minn.] 1981-06)*	26	462	231	.667
50. Kevin Van de Streek (Sioux Falls 1991-96, Calvin 97-06)*	16	303	154	.663
51. John Tharp (Lawrence 1995-06)*	12	190	98	.660
52. Dick Whitmore (Colby 1971-01, 03-06)*	35	562	291	.659
53. Mark Edwards (Washington-St. Louis 1982-06)*	25	426	223	.656
54. Rudy Marisa (Waynesburg 1970-03)	34	563	300	.652
55. Mike Moran (John Carroll 1993-06)*	14	251	134	.652
56. Mike Beitzel (Northern Ky. 1981-88, Hanover 89-06)*	26	467	251	.650
57. Ed Douma (Alma 1974, Lake Superior St. 75-78, Kent St. 79-82, UNC Greensboro 83-85, Calvin 85-96, Hillsdale 99-06)*	31	540	291	.650
58. Ted Van Dellen (Wis.-Oshkosh 1991-06)*	16	278	150	.650
59. Mike Bokosky (Chapman 1993-06)*	14	226	122	.649
60. Page Moir (Roanoke 1990-06)*	17	297	161	.649
61. Nick Lambros (Hartwick 1978-98)	21	352	191	.648
62. Dick Reynolds (Otterbein 1973-06)*	34	595	330	.643
63. Bill Nelson (Rochester Inst. 1981-83, Nazareth 84-86, Johns Hopkins 87-06)*	26	432	244	.639
64. John Scheinman (St. Joseph's [Me.] 1993, New England Col. 97-99, Plymouth St. 00-06)*	11	191	108	.639
65. Doug Riley (St. Andrews 1978-86, Plattsburgh St. 87, Armstrong Atlantic 88-92) ...	15	245	139	.638
66. Paul Phillips (Anna Maria 1987-96, Clark [Mass.] 97, 04)*	18	306	176	.635
67. Duane Davis (Mt. St. Mary [N.Y.] 1996-06)*	11	191	111	.632
68. Brad McAlester (Lebanon Valley 1995-06)*	12	205	120	.631
69. Keith Bunkenburg (Benedictine [Ill.] 1996-06)*	11	180	106	.629
70. Mike Neer (Rochester 1977-06)*	30	492	293	.627

\*Active coaches

#### BY VICTORIES

(Minimum 10 head coaching seasons in Division III)

Coach (Team coached, tenure)	Years	Won	Lost	Pct.
1. Glenn Robinson (Frank. & Marsh. 1972-06)*	35	710	254	.737
2. Dennie Bridges (Ill. Wesleyan 1966-01)	36	666	320	.675
3. Jim Smith (St. John's [Minn.] 1965-06)*	42	650	455	.588
4. Tom Murphy (Hamilton 1971-04, Utica/Rome 06)*	35	618	274	.693
5. Dick Reynolds (Otterbein 73-06)*	34	595	330	.643
6. Glenn Van Wieren (Hope 1978-06)*	29	564	194	.744
7. Rudy Marisa (Waynesburg 1970-03)	34	563	300	.652
8. Dick Whitmore (Colby 1971-01, 03-06)*	35	562	291	.659
9. Bob Bessoir (Scranton 1973-01)	29	554	263	.678
10. Jim Burson (Muskingum 1968-05)	38	543	425	.561
11. Ed Douma (Alma 1974, Lake Superior St. 75-78, Kent St. 79-82, UNC Greensboro 83-85, Calvin 85-96, Hillsdale 99-06)*	31	540	291	.650
12. C. Alan Rowe (Widener 1966-98)	33	536	324	.623
13. Steve Moore (Muhlenberg 1982-87, Wooster 88-06)*	25	525	168	.758
13. Gene Mehaffey (Carson-Newman 1968-78, Ohio Wesleyan 80-99)	31	525	384	.578
15. David Hixon (Amherst 1978-06)*	29	520	220	.703
16. Lewis Levick (Wartburg 1966-93)	28	510	225	.694
17. Jerry Welsh (Potsdam St. 1969, 71-91, Iona 92-95)	26	502	205	.710
18. Mike Turner (Albion 1975-06)*	32	498	298	.626
19. Bo Ryan (Wis.-Platteville 1985-99, Wis.-Milwaukee 00-01, Wisconsin 02-06)*	22	495	152	.765
20. Mike Neer (Rochester 1977-06)*	30	492	293	.627
21. Jon Davison (Dubuque 1967-93, Clarke 97-06)*	37	490	460	.516
22. John Dzik (Cabrini 1981-05)	25	481	216	.690
23. Randy Lambert (Maryville [Tenn.] 1981-06)*	26	479	215	.690
23. Cliff Garrison (Hendrix 1973-03, Huntingdon 04)	32	479	387	.553

Coach (Team coached, tenure)	Years	Won	Lost	Pct.	Coach (Team coached, tenure)	Years	Won	Lost	Pct.
25. Mike Beitzel (Northern Ky. 1981-88, Hanover 89-06)* .....	26	467	251	.650	39. Bob Campbell (Western Conn. St. 1985-06)* .....	22	434	169	.720
26. Charles Brown (New Jersey City 1983-06)* .....	24	464	208	.690	40. Gary Smith (Redlands 1972-06)* .....	35	433	460	.485
27. Mac Petty (Sewanee 1974-76, Wabash 77-06)* .....	33	463	364	.560	41. Bob Gillespie (Ripon 1981-06)* .....	26	432	187	.698
27. Rick Simonds (St. Joseph's [Me.] 1980-03) .....	23	463	176	.725	41. Bill Nelson (Rochester Inst. 1981-83, Nazareth 84-86, Johns Hopkins 87-06)* .....	26	432	244	.639
29. Steve Fritz (St. Thomas [Minn.] 1981-06)* .....	26	462	231	.667	43. James Catalano (N.J. Inst. of Tech. 1980-01) .....	22	431	176	.710
30. Verne Canfield (Wash. & Lee 1965-95) .....	31	460	337	.577	44. Ollie Gelston (New Jersey City 1960-67, Montclair St. 68-91) .....	32	429	347	.553
31. Terry Glasgow (Monmouth [Ill.] 1973-06)* .....	34	458	302	.603	45. Stan Ogradnik (Trinity [Conn.] 1982-06)* .....	25	427	174	.710
32. Richard Bihl (Buffalo St. 1980-99, 01-05) .....	25	449	211	.680	46. Mark Edwards (Washington-St. Louis 1982-06)* ..	25	426	223	.656
33. Lee McKinney (Mo. Baptist 1979-88, Fontbonne 89-06)* .....	28	449	335	.573	47. Don Smith (Elizabethtown 1955-64, Bucknell 65-72, Elizabethtown 73-88) .....	34	413	381	.520
34. C.J. Woollum (Chris. Newport 1985-06)* .....	22	444	172	.721	48. Bob McVean (Eisenhower 1979-83, Rochester Inst. 84-06)* .....	28	410	302	.576
35. Dave Vander Meulen (Wis.-Whitewater 1979-01)	23	440	182	.707					
36. Brian Baptiste (Mass.-Dartmouth 1984-06)* .....	23	437	193	.694					
37. Herb Hilgeman (Rhodes 1977-06)* .....	30	436	298	.594					
37. Leon Richardson (Ozarks [Mo.] 1956, Dubuque 58-59, Drury 60-65, William Penn 75-02) .....	37	436	455	.489					

\* Active coaches.



# Championships

Division I Championship .....	174
Division II Championship .....	197
Division III Championship .....	202



# Division I Championship

## 2006 Results

### OPENING ROUND

Monmouth 71, Hampton 49

### FIRST ROUND

Duke 70, Southern U. 54  
 George Washington 88, UNC Wilmington 85 (ot)  
 Texas A&M 66, Syracuse 58  
 LSU 80, Iowa 64  
 West Virginia 64, Southern Ill. 46  
 Northwestern St. 64, Iowa 63  
 North Carolina St. 58, California 52  
 Texas 60, Penn 52  
 Memphis 94, Oral Roberts 78  
 Bucknell 59, Arkansas 55  
 Pittsburgh 79, Kent St. 64  
 Bradley 77, Kansas 73  
 Indiana 87, San Diego St. 83  
 Gonzaga 79, Xavier 75  
 Alabama 90, Marquette 85  
 UCLA 78, Belmont 44  
 Connecticut 72, Albany (N.Y.) 59  
 Kentucky 69, UAB 64  
 Washington 75, Utah St. 61  
 Illinois 78, Air Force 69  
 George Mason 75, Michigan St. 65  
 North Carolina 69, Murray St. 65  
 Wichita St. 86, Seton Hall 66  
 Tennessee 63, Winthrop 61  
 Villanova 58, Monmouth 45  
 Arizona 94, Wisconsin 75  
 Montana 87, Nevada 79  
 Boston College 88, Pacific 76 (2 ot)  
 Wis.-Milwaukee 82, Oklahoma 74  
 Florida 76, South Ala. 50  
 Georgetown 54, UNI 49  
 Ohio St. 70, Davidson 62

### SECOND ROUND

Duke 74, George Washington 61  
 LSU 58, Texas A&M 57  
 West Virginia 67, Northwestern St. 54  
 Texas 75, North Carolina St. 54  
 Memphis 72, Bucknell 56  
 Bradley 72, Pittsburgh 66  
 Gonzaga 90, Indiana 80  
 UCLA 62, Alabama 59  
 Connecticut 87, Kentucky 83  
 Washington 67, Illinois 64  
 George Mason 65, North Carolina 60  
 Wichita St. 80, Tennessee 73  
 Villanova 82, Arizona 78  
 Boston College 69, Montana 56  
 Florida 82, Wis.-Milwaukee 60  
 Georgetown 70, Ohio St. 52

### REGIONAL SEMIFINALS

LSU 62, Duke 54  
 Texas 74, West Virginia 71  
 Memphis 80, Bradley 64  
 UCLA 73, Gonzaga 71  
 Connecticut 98, Washington 92 (ot)  
 George Mason 63, Wichita St. 55  
 Villanova 60, Boston College 59 (ot)  
 Florida 57, Georgetown 53

### REGIONAL FINALS

LSU 70, Texas 60 (ot)  
 UCLA 50, Memphis 45  
 George Mason 86, Connecticut 84 (ot)  
 Florida 75, Villanova 62

### SEMIFINALS

UCLA 59, LSU 45  
 Florida 73, George Mason 58

### CHAMPIONSHIP

Florida 73, UCLA 57

Noah 0-1, Green 3-6, Humphrey 6-12). Turnovers: Florida 15, George Mason 11. Officials: Dick Cartmell, Tec Valentine, Curtis Shaw. Attendance: 43,822

### UCLA 59, LSU 45

LSU	FG-FGA	FTM-FTA	RB	PF	TP
Glen Davis*	5-17	4-10	7	5	14
Tasmin Mitchell*	5-12	2-4	6	2	12
Tyrus Thomas*	2-4	1-1	6	4	5
Garrett Temple*	0-5	1-2	1	3	1
Darrel Mitchell*	3-9	2-3	1	2	8
Ben Voogd	0-1	2-2	0	1	2
Magnum Rolle	1-1	0-2	8	1	2
Darnell Lazare	0-1	1-4	3	0	1
Team			1		
TOTALS	16-50	13-28	33	18	45

UCLA	FG-FGA	FTM-FTA	RB	PF	TP
Cedric Bozeman*	2-6	0-0	5	3	4
Luc Richard Mbah A Moute*	5-9	7-8	9	5	17
Ryan Hollins*	2-2	2-2	3	4	6
Jordan Farmar*	4-9	1-2	4	2	12
Arron Afflalo*	3-11	2-2	6	2	9
Darren Collison	3-6	0-0	4	1	6
DeAndre Robinson	0-0	0-0	0	0	0
Janou Rubin	0-1	0-0	0	3	0
Ryan Wright	0-0	0-0	0	0	0
Alfred Aboya	0-1	0-0	0	1	0
Lorenzo Mata	1-2	0-3	8	1	2
Michael Roll	1-4	0-0	0	2	3
Michael Fey	0-0	0-0	0	0	0
Team			3		
TOTALS	21-51	12-17	42	24	59

Halftime: UCLA 39, LSU 24. Three-point field goals: LSU 0-6 (Temple 0-2, Mitchell 0-3, Voogd 0-1); UCLA 5-18 (Bozeman 0-1, Mbah A Moute 0-1, Farmar 3-6, Afflalo 1-5, Collison 0-1, Roll 1-4). Turnovers: UCLA 17, LSU 15. Officials: Karl Hess, Ed Corbett, Ed Hightower. Attendance: 43,822.

### NATIONAL CHAMPIONSHIP

#### APRIL 3 IN INDIANAPOLIS

#### Florida 73, UCLA 57

Florida	FG-FGA	FTM-FTA	RB	PF	TP
Corey Brewer*	4-12	1-3	7	3	11
Joakim Noah*	7-9	2-2	9	2	16
Al Horford*	5-8	4-5	7	2	14
Taurean Green*	1-9	0-1	4	1	2
Lee Humphrey*	4-8	3-3	1	1	15
Adrian Moss	3-6	3-4	6	0	9
Walter Hodge	0-3	0-0	1	1	0
Chris Richard	2-3	2-2	0	3	6
Team			0		
TOTALS	26-58	15-20	35	13	73

UCLA	FG-FGA	FTM-FTA	RB	PF	TP
Cedric Bozeman*	2-3	5-6	3	2	9
Luc Richard Mbah A Moute*	3-9	0-0	10	4	6
Ryan Hollins*	4-10	2-2	10	2	10
Jordan Farmar*	8-21	1-2	2	2	18
Arron Afflalo*	3-10	2-2	2	2	10
Darren Collison	0-3	0-0	3	3	0
Alfred Aboya	1-1	0-2	3	2	2
Lorenzo Mata	1-4	0-0	5	3	2
Michael Roll	0-0	0-0	0	2	0
Team			2		
TOTALS	22-61	10-14	40	22	57

Halftime: Florida 36, UCLA 25. Three-point field goals: Florida 6-19 (Brewer 2-3, Green 0-7, Humphrey 4-8, Hodge 0-1); UCLA 3-17 (Mbah A Moute 0-2, Farmar 1-8, Afflalo 2-7). Turnovers: Florida 6, UCLA 12. Officials: Jim Burr, John Cahill, Tony Greene. Attendance: 43,168.

## Final Four Box Scores

### SEMIFINALS

#### APRIL 1 IN INDIANAPOLIS

#### Florida 73, George Mason 58

George Mason	FG-FGA	FTM-FTA	RB	PF	TP
Will Thomas*	4-12	2-5	3	2	10
Jai Lewis*	5-13	3-3	11	4	13
Tony Skinn*	5-12	2-3	3	3	13
Lamar Butler*	4-7	0-0	4	1	8
Folarin Campbell*	3-5	3-3	1	4	10
Jordan Carter	0-0	0-0	0	0	0
Makan Konate	0-0	0-0	0	0	0
Gabe Norwood	1-4	0-0	1	0	2
Tim Burns	0-0	0-0	0	0	0
Chris Fleming	0-0	0-0	0	0	0
Sammy Hernandez	1-3	0-0	2	1	2
Team			2		
TOTALS	23-56	10-14	27	15	58

Florida	FG-FGA	FTM-FTA	RB	PF	TP
Corey Brewer*	6-11	4-5	6	1	19
Joakim Noah*	5-11	2-2	8	3	12
Al Horford*	2-7	2-3	13	3	6
Taurean Green*	3-9	6-6	3	1	15
Lee Humphrey*	6-12	1-3	3	2	19
Adrian Moss	0-1	0-0	0	0	0
Walter Hodge	0-1	0-0	0	1	0
Chris Richard	1-1	0-0	3	1	2
David Huertas	0-0	0-0	0	0	0
Team			4		
TOTALS	23-53	15-19	40	12	73

Halftime: Florida 31, George Mason 26. Three-point field goals: George Mason 2-11 (Lewis 0-1, Skinn 1-4, Butler 0-2, Campbell 1-2, Norwood 0-2); Florida 12-25 (Brewer 3-6,




Photo by Rich Clarkson/NCAA Photos

Joakim Noah of Florida was named the 2006 tournament's Most Outstanding Player after scoring 28 points and posting a record 10 blocked shots during the Final Four and a record 29 blocks for the tournament.



## Year-by-Year Results

Season	Champion	Score	Runner-Up	Third Place	Fourth Place
1939	Oregon	46-33	Ohio St.	+Oklahoma	+Villanova
1940	Indiana	60-42	Kansas	+Duquesne	+Southern California
1941	Wisconsin	39-34	Washington St.	+Pittsburgh	+Arkansas
1942	Stanford	53-38	Dartmouth	+Colorado	+Kentucky
1943	Wyoming	46-34	Georgetown	+Texas	+DePaul
1944	Utah	42-40 (ot)	Dartmouth	+Iowa St.	+Ohio St.
1945	Oklahoma St.	49-45	New York U.	+Arkansas	+Ohio St.
1946	Oklahoma St.	43-40	North Carolina	Ohio St.	California
1947	Holy Cross	58-47	Oklahoma	Texas	CCNY
1948	Kentucky	58-42	Baylor	Holy Cross	Kansas St.
1949	Kentucky	46-36	Oklahoma St.	Illinois	Oregon St.
1950	CCNY	71-68	Bradley	North Carolina St.	Baylor
1951	Kentucky	68-58	Kansas St.	Illinois	Oklahoma St.
1952	Kansas	80-63	St. John's (N.Y.)	Illinois	Santa Clara
1953	Indiana	69-68	Kansas	Washington	LSU
1954	La Salle	92-76	Bradley	Penn St.	Southern California
1955	San Francisco	77-63	La Salle	Colorado	Iowa
1956	San Francisco	83-71	Iowa	Temple	SMU
1957	North Carolina	54-53 (3ot)	Kansas	San Francisco	Michigan St.
1958	Kentucky	84-72	Seattle	Temple	Kansas St.
1959	California	71-70	West Virginia	Cincinnati	Louisville
1960	Ohio St.	75-55	California	Cincinnati	New York U.
1961	Cincinnati	70-65 (ot)	Ohio St.	*St. Joseph's	Utah
1962	Cincinnati	71-59	Ohio St.	Wake Forest	UCLA
1963	Loyola (Ill.)	60-58 (ot)	Cincinnati	Duke	Oregon St.
1964	UCLA	98-83	Duke	Michigan	Kansas St.
1965	UCLA	91-80	Michigan	Princeton	Wichita St.
1966	UTEP	72-65	Kentucky	Duke	Utah
1967	UCLA	79-64	Dayton	Houston	North Carolina
1968	UCLA	78-55	North Carolina	Ohio St.	Houston
1969	UCLA	92-72	Purdue	Drake	North Carolina
1970	UCLA	80-69	Jacksonville	New Mexico St.	St. Bonaventure
1971	UCLA	68-62	*Villanova	*Western Ky.	Kansas
1972	UCLA	81-76	Florida St.	North Carolina	Louisville
1973	UCLA	87-66	Memphis	Indiana	Providence
1974	North Carolina St.	76-64	Marquette	UCLA	Kansas
1975	UCLA	92-85	Kentucky	Louisville	Syracuse
1976	Indiana	86-68	Michigan	UCLA	Rutgers
1977	Marquette	67-59	North Carolina	UNLV	Charlotte
1978	Kentucky	94-88	Duke	Arkansas	Notre Dame
1979	Michigan St.	75-64	Indiana St.	DePaul	Penn
1980	Louisville	59-54	*UCLA	Purdue	Iowa
1981	Indiana	63-50	North Carolina	Virginia	LSU
1982	North Carolina	63-62	Georgetown	+Houston	+Louisville
1983	North Carolina St.	54-52	Houston	+Georgia	+Louisville
1984	Georgetown	84-75	Houston	+Kentucky	+Virginia
1985	Villanova	66-64	Georgetown	+St. John's (N.Y.)	+*Memphis
1986	Louisville	72-69	Duke	+Kansas	+LSU
1987	Indiana	74-73	Syracuse	+UNLV	+Providence
1988	Kansas	83-79	Oklahoma	+Arizona	+Duke
1989	Michigan	80-79 (ot)	Seton Hall	+Duke	+Illinois
1990	UNLV	103-73	Duke	+Arkansas	+Georgia Tech
1991	Duke	72-65	Kansas	+UNLV	+North Carolina
1992	Duke	71-51	Michigan	+Cincinnati	+Indiana
1993	North Carolina	77-71	Michigan	+Kansas	+Kentucky
1994	Arkansas	76-72	Duke	+Arizona	+Florida
1995	UCLA	89-78	Arkansas	+North Carolina	+Oklahoma St.
1996	Kentucky	76-67	Syracuse	+Massachusetts	+Mississippi St.
1997	Arizona	84-79 (ot)	Kentucky	+Minnesota	+North Carolina
1998	Kentucky	78-69	Utah	+North Carolina	+Stanford
1999	Connecticut	77-74	Duke	+Michigan St.	+Ohio St.
2000	Michigan St.	89-76	Florida	+North Carolina	+Wisconsin
2001	Duke	82-72	Arizona	+Maryland	+Michigan St.
2002	Maryland	64-52	Indiana	+Kansas	+Oklahoma
2003	Syracuse	81-78	Kansas	+Marquette	+Texas
2004	Connecticut	82-73	Georgia Tech	+Duke	+Oklahoma St.
2005	North Carolina	75-70	Illinois	+Louisville	+Michigan St.
2006	Florida	73-57	UCLA	+George Mason	+LSU

+tied for third place; \*later vacated

Season	Site of Finals
1939	Evanston, Ill.
1940	Kansas City, Mo.
1941	Kansas City, Mo.
1942	Kansas City, Mo.
1943	New York City
1944	New York City
1945	New York City
1946	New York City
1947	New York City
1948	New York City

Coach of Champion
Howard Hobson, Oregon
Branch McCracken, Indiana
Harold Foster, Wisconsin
Everett Dean, Stanford
Everett Shelton, Wyoming
Vadal Peterson, Utah
Hank Iba, Oklahoma St.
Hank Iba, Oklahoma St.
Alvin Julian, Holy Cross
Adolph Rupp, Kentucky

Outstanding Player Award
Jimmy Hull, Ohio St.
Marvin Huffman, Indiana
John Kotz, Wisconsin
Howard Dallmar, Stanford
Ken Sailors, Wyoming
Arnold Ferrin, Utah
Bob Kurland, Oklahoma St.
Bob Kurland, Oklahoma St.
George Kaftan, Holy Cross
Alex Groza, Kentucky



Photo by Rich Clarkson/NCAA Photos

**John Wooden pumps his fist after a 92-85 victory over Kentucky in the 1975 Final Four championship game. It was the final game of his coaching career. Wooden led UCLA to 10 championships over the 12 seasons from 1964 to 1975.**



Photo from Oklahoma State sports information

**The first school to repeat as Division I men's basketball champion was Oklahoma State in 1945 and 1946. The Cowboys were coached by the legendary Hank Iba.**

**CHAMPIONSHIPS**



Photo by Brett Wilhelms/NCAA Photos

**In the 2002 Final Four held in Atlanta, Juan Dixon helped his Maryland team cut down the nets after leading the Terrapins to a 64-52 victory over Indiana. Dixon was named the tournament's Most Outstanding Player.**

Season	Site of Finals	Coach of Champion	Outstanding Player Award
1949	Seattle	Adolph Rupp, Kentucky	Alex Groza, Kentucky
1950	New York City	Nat Holman, CCNY	Irwin Dambrot, CCNY
1951	Minneapolis	Adolph Rupp, Kentucky	Bill Spivey, Kentucky
1952	Seattle	Forrest Allen, Kansas	Clyde Lovellette, Kansas
1953	Kansas City, Mo.	Branch McCracken, Indiana	B.H. Born, Kansas
1954	Kansas City, Mo.	Kenneth Loeffler, La Salle	Tom Gola, La Salle
1955	Kansas City, Mo.	Phil Woolpert, San Francisco	Bill Russell, San Francisco
1956	Evanston, Ill.	Phil Woolpert, San Francisco	Hal Lear, Temple
1957	Kansas City, Mo.	Frank McGuire, North Carolina	Wilt Chamberlain, Kansas
1958	Louisville, Ky.	Adolph Rupp, Kentucky	Elgin Baylor, Seattle
1959	Louisville, Ky.	Pete Newell, California	Jerry West, West Virginia
1960	San Francisco	Fred Taylor, Ohio St.	Jerry Lucas, Ohio St.
1961	Kansas City, Mo.	Edwin Jucker, Cincinnati	Jerry Lucas, Ohio St.
1962	Louisville, Ky.	Edwin Jucker, Cincinnati	Paul Hogue, Cincinnati
1963	Louisville, Ky.	George Ireland, Loyola (Ill.)	Art Heyman, Duke
1964	Kansas City, Mo.	John Wooden, UCLA	Walt Hazzard, UCLA
1965	Portland, Ore.	John Wooden, UCLA	Bill Bradley, Princeton
1966	College Park, Md.	Don Haskins, UTEP	Jerry Chambers, Utah
1967	Louisville, Ky.	John Wooden, UCLA	Lew Alcindor, UCLA
1968	Los Angeles	John Wooden, UCLA	Lew Alcindor, UCLA
1969	Louisville, Ky.	John Wooden, UCLA	Lew Alcindor, UCLA
1970	College Park, Md.	John Wooden, UCLA	Sidney Wicks, UCLA
1971	Houston	John Wooden, UCLA	*Howard Porter, Villanova
1972	Los Angeles	John Wooden, UCLA	Bill Walton, UCLA
1973	St. Louis	John Wooden, UCLA	Bill Walton, UCLA
1974	Greensboro, N.C.	Norm Sloan, North Carolina St.	David Thompson, North Carolina St.
1975	San Diego	John Wooden, UCLA	Richard Washington, UCLA
1976	Philadelphia	Bob Knight, Indiana	Kent Benson, Indiana
1977	Atlanta	Al McGuire, Marquette	Butch Lee, Marquette
1978	St. Louis	Joe B. Hall, Kentucky	Jack Givens, Kentucky
1979	Salt Lake City	Jud Heathcote, Michigan St.	Earvin Johnson, Michigan St.
1980	Indianapolis	Denny Crum, Louisville	Darrell Griffith, Louisville
1981	Philadelphia	Bob Knight, Indiana	Isiah Thomas, Indiana
1982	New Orleans	Dean Smith, North Carolina	James Worthy, North Carolina
1983	Albuquerque, N.M.	Jim Valvano, North Carolina St.	Akeem Olajuwon, Houston
1984	Seattle	John Thompson, Georgetown	Patrick Ewing, Georgetown
1985	Lexington, Ky.	Rollie Massimino, Villanova	Ed Pinckney, Villanova
1986	Dallas	Denny Crum, Louisville	Pervis Ellison, Louisville
1987	New Orleans	Bob Knight, Indiana	Keith Smart, Indiana
1988	Kansas City, Mo.	Larry Brown, Kansas	Danny Manning, Kansas
1989	Seattle	Steve Fisher, Michigan	Glen Rice, Michigan
1990	Denver	Jerry Tarkanian, UNLV	Anderson Hunt, UNLV
1991	Indianapolis	Mike Krzyzewski, Duke	Christian Laettner, Duke
1992	Minneapolis	Mike Krzyzewski, Duke	Bobby Hurley, Duke
1993	New Orleans	Dean Smith, North Carolina	Donald Williams, North Carolina
1994	Charlotte, N.C.	Nolan Richardson, Arkansas	Corliss Williamson, Arkansas
1995	Seattle	Jim Harrick, UCLA	Ed O'Bannon, UCLA
1996	East Rutherford, N.J.	Rick Pitino, Kentucky	Tony Delk, Kentucky
1997	Indianapolis	Lute Olson, Arizona	Miles Simon, Arizona
1998	San Antonio	Tubby Smith, Kentucky	Jeff Sheppard, Kentucky
1999	St. Petersburg, Fla.	Jim Calhoun, Connecticut	Richard Hamilton, Connecticut
2000	Indianapolis	Tom Izzo, Michigan St.	Mateen Cleaves, Michigan St.
2001	Minneapolis	Mike Krzyzewski, Duke	Shane Battier, Duke
2002	Atlanta	Gary Williams, Maryland	Juan Dixon, Maryland
2003	New Orleans	Jim Boeheim, Syracuse	Carmelo Anthony, Syracuse
2004	San Antonio	Jim Calhoun, Connecticut	Emeka Okafor, Connecticut
2005	St. Louis	Roy Williams, North Carolina	Sean May, North Carolina
2006	Indianapolis	Billy Donovan, Florida	Joakim Noah, Florida

\*Record later vacated

## Individual Leaders Year-by-Year

### MOST POINTS

Note: On all percentages of the year-by-year leaders, a player must have played in at least 50 percent of the maximum tournament games. Thus, there is a two-game minimum from 1939-52 and a three-game minimum from 1953 to present.

Season	Player, Team	G	FG	FTM	Pts.	Avg.
1939	Jim Hull, Ohio St.	3	22	14	58	19.3
1940	Howard Engleman, Kansas	3	18	3	39	13.0
1941	John Adams, Arkansas	2	21	6	48	24.0
1942	Jim Pollard, Stanford	2	19	5	43	21.5
	Chet Palmer, Rice	2	20	3	43	21.5
1943	John Hargis, Texas	2	21	17	59	29.5
1944	Aud Brindley, Dartmouth	3	24	4	52	17.3
1945	Bob Kurland, Oklahoma St.	3	30	5	65	21.7
1946	Bob Kurland, Oklahoma St.	3	28	16	72	24.0
1947	George Kaftan, Holy Cross	3	25	13	63	21.0
1948	Alex Groza, Kentucky	3	23	8	54	18.0

Season	Player, Team	G	FG	FTM	Pts.	Avg.
1949	Alex Groza, Kentucky	3	31	20	82	27.3
1950	Sam Ranzino, North Carolina St.	3	25	25	75	25.0
1951	Don Sunderlage, Illinois	4	28	27	83	20.8
1952	Clyde Lovellette, Kansas	4	53	35	141	35.3
1953	Bob Houbregs, Washington	4	57	25	139	34.8
1954	Tom Gola, La Salle	5	38	38	114	22.8
1955	Bill Russell, San Francisco	5	49	20	118	23.6
1956	Hal Lear, Temple	5	63	34	160	32.0
1957	Len Rosenbluth, North Carolina	5	53	34	140	28.0
1958	Elgin Baylor, Seattle	5	48	39	135	27.0
1959	Jerry West, West Virginia	5	57	46	160	32.0
1960	Oscar Robertson, Cincinnati	4	47	28	122	30.5
1961	Billy McGill, Utah	4	49	21	119	29.8
1962	Len Chappell, Wake Forest	5	45	44	134	26.8
1963	Mel Counts, Oregon St.	5	50	23	123	24.6
1964	Jeff Mullins, Duke	4	50	16	116	29.0
1965	Bill Bradley, Princeton	5	65	47	177	35.4
1966	Jerry Chambers, Utah	4	55	33	143	35.8
1967	Elvin Hayes, Houston	5	57	14	128	25.6

Season	Player, Team	G	FG	FTM	Pts.	Avg.
1968	Elvin Hayes, Houston	5	70	27	167	33.4
1969	Rick Mount, Purdue	4	49	24	122	30.5
1970	Austin Carr, Notre Dame	3	68	22	158	52.7
1971	*Jim McDaniels, Western Ky.	5	61	25	147	29.4
	Austin Carr, Notre Dame	3	48	29	125	41.7
1972	Jim Price, Louisville	4	41	21	103	25.8
1973	Ernie DiGregorio, Providence	5	59	10	128	25.6
1974	David Thompson, North Carolina St.	4	38	21	97	24.3
1975	Jim Lee, Syracuse	5	51	17	119	23.8
1976	Scott May, Indiana	5	45	23	113	22.6
1977	Cedric Maxwell, Charlotte	5	39	45	123	24.6
1978	Mike Gminski, Duke	5	45	19	109	21.8
1979	Tony Price, Penn	6	58	26	142	23.7
1980	Joe Barry Carroll, Purdue	6	63	32	158	26.3
1981	Al Wood, North Carolina	5	44	21	109	21.8
1982	Rob Williams, Houston	5	30	28	88	17.6
1983	Dereck Whittenburg, North Carolina St.	6	47	26	120	20.0
1984	Roosevelt Chapman, Dayton	4	35	35	105	26.3
1985	Chris Mullin, St. John's (N.Y.)	5	39	32	110	22.0
1986	Johnny Dawkins, Duke	6	66	21	153	25.5

Season	Player, Team	G	FG	3FG	FTM	Pts.	Avg.
1987	Steve Alford, Indiana	6	42	21	33	138	23.0
	Rony Seikaly, Syracuse	6	87	0	32	138	23.0
1988	Danny Manning, Kansas	6	69	2	23	163	27.2
1989	Glen Rice, Michigan	6	75	27	7	184	30.7
1990	Dennis Scott, Georgia Tech	5	51	24	27	153	30.6
1991	Christian Laettner, Duke	6	37	2	49	125	20.8
1992	Christian Laettner, Duke	6	39	7	30	115	19.2
1993	Donald Williams, North Carolina	6	40	22	16	118	19.7
1994	Khalid Reeves, Arizona	5	45	8	39	137	27.4
1995	Corliss Williamson, Arkansas	6	49	0	27	125	20.8
1996	John Wallace, Syracuse	6	47	7	30	131	21.8
1997	Miles Simon, Arizona	6	42	10	38	132	22.0
1998	Michael Doleac, Utah	6	34	2	45	115	19.2
1999	Richard Hamilton, Connecticut	6	56	7	26	145	24.2
2000	Morris Peterson, Michigan St.	6	35	15	20	105	17.5
2001	Jason Williams, Duke	6	52	23	27	154	25.7
2002	Juan Dixon, Maryland	6	52	22	29	155	25.8
2003	Carmelo Anthony, Syracuse	6	47	10	17	121	20.2
2004	Ben Gordon, Connecticut	6	37	14	39	127	21.2
2005	Sean May, North Carolina	6	52	0	30	134	22.3
2006	Glen Davis, LSU	5	33	1	30	97	19.4
	Joakim Noah, Florida	6	33	0	31	97	16.2

\*later vacated

**HIGHEST SCORING AVERAGE**

Season	Player, Team	G	FG	FTM	Pts.	Avg.
1939	Jim Hull, Ohio St.	3	22	14	58	19.3
1940	Howard Engleman, Kansas	3	18	3	39	13.0
	Bob Kinney, Rice	2	12	2	26	13.0
1941	John Adams, Arkansas	2	21	6	48	24.0
1942	Chet Palmer, Rice	2	19	5	43	21.5
	Jim Pollard, Stanford	2	20	3	43	21.5
1943	John Hargis, Texas	2	21	17	59	29.5
1944	Nick Bozovich, Pepperdine	2	17	11	45	22.5
1945	Dick Wilkins, Oregon	2	19	6	44	22.0
1946	Bob Kurland, Oklahoma St.	3	28	16	72	24.0
1947	George Kaftan, Holy Cross	3	25	13	63	21.0
1948	Jack Nichols, Washington	2	13	13	39	19.5
1949	Alex Groza, Kentucky	3	31	20	82	27.3
1950	Sam Ranzino, North Carolina St.	3	25	25	75	25.0
1951	William Kukoy, North Carolina St.	3	25	19	69	23.0
1952	Clyde Lovellette, Kansas	4	53	35	141	35.3
1953	Bob Houbregs, Washington	4	57	25	139	34.8
1954	John Clune, Navy	3	30	19	79	26.3
1955	Terry Rand, Marquette	3	31	11	73	24.3
1956	Hal Lear, Temple	5	63	34	160	32.0
1957	Wilt Chamberlain, Kansas	4	40	41	121	30.3
1958	Wayne Embry, Miami (Ohio)	3	32	19	83	27.7
1959	Jerry West, West Virginia	5	57	46	160	32.0
1960	Jerry West, West Virginia	3	35	35	105	35.0
1961	Billy McGill, Utah	4	49	21	119	29.8
1962	Len Chappell, Wake Forest	5	45	44	134	26.8
1963	Barry Kramer, New York U.	3	31	28	100	33.3
1964	Jeff Mullins, Duke	4	50	16	116	29.0
1965	Bill Bradley, Princeton	5	65	47	147	35.4
1966	Jerry Chambers, Utah	4	55	33	143	35.8
1967	Lew Alcindor, UCLA	4	39	28	106	26.5
1968	Elvin Hayes, Houston	5	70	27	167	33.4
1969	Rick Mount, Purdue	4	49	24	122	30.5
1970	Austin Carr, Notre Dame	3	68	22	158	52.7
1971	Austin Carr, Notre Dame	3	48	29	125	41.7
1972	*Dwight Lamar, La.-Lafayette	4	41	18	100	33.3
	Jim Price, Louisville	4	41	21	103	25.8
1973	Larry Finch, Memphis	4	34	39	107	26.8

Season	Player, Team	G	FG	FTM	Pts.	Avg.
1974	John Shumate, Notre Dame	3	35	16	86	28.7
1975	Adrian Dantley, Notre Dame	3	29	34	92	30.7
1976	Willie Smith, Missouri	3	38	18	94	31.3
1977	Cedric Maxwell, Charlotte	5	39	45	123	24.6
1978	Dave Corzine, DePaul	3	33	16	82	27.3
1979	Larry Bird, Indiana St.	5	52	32	136	27.2
1980	Joe Barry Carroll, Purdue	6	63	32	158	26.3
1981	Al Wood, North Carolina	5	44	21	109	21.8
1982	Oliver Robinson, UAB	3	27	12	66	22.0
1983	Greg Stokes, Iowa	3	24	13	61	20.3
1984	Roosevelt Chapman, Dayton	4	35	35	105	26.3
1985	Kenny Walker, Kentucky	3	28	19	75	25.0
1986	David Robinson, Navy	4	35	40	110	27.5

Season	Player, Team	G	FG	3FG	FTM	Pts.	Avg.
1987	Fennis Dembo, Wyoming	3	25	11	23	84	28.0
1988	Danny Manning, Kansas	6	69	2	23	163	27.2
1989	Glen Rice, Michigan	6	75	27	7	184	30.7
1990	Bo Kimble, Loyola Marymount	4	51	15	26	143	35.8
1991	Terry Dehere, Seton Hall	4	34	12	17	97	24.3
1992	Jamal Mashburn, Kentucky	4	34	6	22	96	24.0
1993	Calbert Cheaney, Indiana	4	40	3	23	106	26.5
1994	Gary Collier, Tulsa	3	30	13	21	94	31.3
1995	Darryl Wilson, Mississippi St.	3	21	9	22	73	24.3
1996	Allen Iverson, Georgetown	4	38	12	23	111	27.8
1997	Dedric Willoughby, Iowa St.	3	24	14	12	74	24.7
1998	Khalid El-Amin, Connecticut	4	30	10	23	93	23.3
1999	Wally Szczerbiak, Miami (Ohio)	3	32	11	15	90	30.0
2000	Marcus Fizer, Iowa St.	4	32	2	14	80	20.0
2001	Jason Williams, Duke	6	52	23	27	154	25.7
2002	Caron Butler, Connecticut	4	32	8	34	106	26.5
2003	Dahntay Jones, Duke	3	25	8	16	74	24.7
2004	Gerry McNamara, Syracuse	3	19	15	27	80	26.7
2005	Joah Tucker, Wis.-Milwaukee	3	25	6	20	76	25.3
2006	Adam Morrison, Gonzaga	3	26	5	15	73	24.3

\*later vacated

**MOST REBOUNDS**

Season	Player, Team	G	Reb.	Avg.
1951	Bill Spivey, Kentucky	4	65	16.3
1957	John Green, Michigan St.	4	77	19.3
1958	Elgin Baylor, Seattle	5	91	18.2
1959	Jerry West, West Virginia	5	73	14.6
1960	Tom Sanders, New York U.	5	83	16.6
1961	Jerry Lucas, Ohio St.	4	73	18.3
1962	Len Chappell, Wake Forest	5	86	17.2
1963	Nate Thurmond, Bowling Green	3	70	23.3
	Vic Rouse, Loyola (Ill.)	5	70	14.0
1964	Paul Silas, Creighton	3	57	19.0
1965	Bill Bradley, Princeton	5	57	11.4
1966	Jerry Chambers, Utah	4	56	14.0
1967	Don May, Dayton	5	82	16.4
1968	Elvin Hayes, Houston	5	97	19.4
1969	Lew Alcindor, UCLA	4	64	16.0
1970	Artis Gilmore, Jacksonville	5	93	18.6
1971	*Clarence Glover, Western Ky.	5	89	17.8
	Sidney Wicks, UCLA	4	52	13.0
1972	Bill Walton, UCLA	4	64	16.0
1973	Bill Walton, UCLA	4	58	14.5
1974	Tom Burleson, North Carolina St.	4	61	15.3
1975	Richard Washington, UCLA	5	60	12.0
1976	Phil Hubbard, Michigan	5	61	12.2
1977	Cedric Maxwell, Charlotte	5	64	12.8
1978	Eugene Banks, Duke	5	50	10.0
1979	Larry Bird, Indiana St.	5	67	13.4
1980	*Mike Sanders, UCLA	6	60	10.0
1981	Cliff Levingston, Wichita St.	4	53	13.3
1982	Clyde Drexler, Houston	5	42	8.4
1983	Akeem Olajuwon, Houston	5	65	13.0
1984	Akeem Olajuwon, Houston	5	57	11.4
1985	Ed Pinckney, Villanova	6	48	8.0
1986	Pervis Ellison, Louisville	6	57	9.5
1987	Derrick Coleman, Syracuse	6	73	12.2
1988	Danny Manning, Kansas	6	56	9.3
1989	Darryl Walker, Seton Hall	6	58	9.7
1990	Larry Johnson, UNLV	6	75	12.5
1991	Larry Johnson, UNLV	5	51	10.2
1992	*Chris Webber, Michigan	6	58	9.7
1993	*Chris Webber, Michigan	6	68	11.3
1994	Cherokee Parks, Duke	6	55	9.2
1995	Ed O'Bannon, UCLA	6	54	9.0
1996	Tim Duncan, Wake Forest	4	52	13.0
1997	A.J. Bramlett, Arizona	6	62	10.3
1998	Antawn Jamison, North Carolina	5	63	12.6

CHAMPIONSHIPS



Season	Player, Team	G	Reb.	Av.
1999	Elton Brand, Duke	6	55	9.2
2000	Brendan Haywood, North Carolina	5	48	9.6
2001	Shane Battier, Duke	6	61	10.2
2002	Drew Gooden, Kansas	5	61	12.2
2003	Nick Collison, Kansas	6	81	13.5
2004	Emeka Okafor, Connecticut	6	68	11.3
2005	Sean May, North Carolina	6	64	10.7
2006	Al Horford, Florida	6	60	10.0

\*later vacated

**HIGHEST REBOUNDING AVERAGE**

Season	Player, Team	G	Reb.	Av.
1951	Bill Spivey, Kentucky	4	65	16.3
1957	John Green, Michigan St.	4	77	19.3
1958	Elgin Baylor, Seattle	5	91	18.2
1959	Oscar Robertson, Cincinnati	4	63	15.8
1960	Howard Jolliff, Ohio	3	64	21.3
1961	Jerry Lucas, Ohio St.	4	73	18.3
1962	Mel Counts, Oregon St.	3	53	17.7
1963	Nate Thurmond, Bowling Green	3	70	23.3
1964	Paul Silas, Creighton	3	57	19.0
1965	James Ware, Oklahoma City	3	55	18.3
1966	Elvin Hayes, Houston	3	50	16.7
1967	Don May, Dayton	5	82	16.4
1968	Elvin Hayes, Houston	5	97	19.4
1969	Lew Alcindor, UCLA	4	64	16.0
1970	Artis Gilmore, Jacksonville	5	93	18.6
1971	*Clarence Glover, Western Ky.	5	89	17.8
	Collis Jones, Notre Dame	3	49	16.3
1972	Bill Walton, UCLA	4	64	16.0
1973	Bill Walton, UCLA	4	58	14.5
1974	Marvin Barnes, Providence	3	51	17.0
1975	Mike Franklin, Cincinnati	3	49	16.3
1976	Al Fleming, Arizona	3	39	13.0
1977	Phil Hubbard, Michigan	3	45	15.0
1978	Greg Kelsner, Michigan St.	3	37	12.3
1979	Larry Bird, Indiana St.	5	67	13.4
1980	Durand Macklin, LSU	3	31	10.3
1981	Cliff Levingston, Wichita St.	4	53	13.3
1982	Ed Pinckney, Villanova	3	30	10.0
1983	Akeem Olajuwon, Houston	5	65	13.0
1984	*Keith Lee, Memphis	3	37	12.3
	Akeem Olajuwon, Houston	5	57	11.4
1985	Karl Malone, Louisiana Tech	3	40	13.3
1986	David Robinson, Navy	4	47	11.8
1987	Derrick Coleman, Syracuse	6	73	12.2
1988	Pervis Ellison, Louisville	3	33	11.0
1989	Pervis Ellison, Louisville	3	31	10.3
	Stacey King, Oklahoma	3	31	10.3
1990	Dale Davis, Clemson	3	44	14.7
1991	Byron Houston, Oklahoma St.	3	36	12.0
1992	Doug Edwards, Florida St.	3	32	10.7
1993	*Chris Webber, Michigan	6	68	11.3
1994	*Juwan Howard, Michigan	6	51	12.8
1995	Tim Duncan, Wake Forest	3	43	14.3
1996	Tim Duncan, Wake Forest	4	52	13.0
1997	Paul Pierce, Kansas	3	36	12.0
1998	Antawn Jamison, North Carolina	5	63	12.6
1999	Eduardo Najera, Oklahoma	3	35	11.7
2000	Eric Coley, Tulsa	4	43	10.8
2001	Dan Gadzuric, UCLA	3	36	12.0
2002	Drew Gooden, Kansas	5	61	12.2
2003	Nick Collison, Kansas	6	81	13.5
2004	Emeka Okafor, Connecticut	6	68	11.3
2005	Paul Davis, Michigan St.	5	58	11.6
2006	P.J. Tucker, Texas	4	50	12.5

\*later vacated

**TOP 10 INDIVIDUAL LEADERS**

**Single-Game**

**POINTS**

- 61, Austin Carr, Notre Dame vs. Ohio, 1st R, 3-7-1970
- 58, Bill Bradley, Princeton vs. Wichita St., N3d, 3-20-1965
- 56, Oscar Robertson, Cincinnati vs. Arkansas, R3d, 3-15-1958
- 52, Austin Carr, Notre Dame vs. Kentucky, RSF, 3-12-1970
- 52, Austin Carr, Notre Dame vs. TCU, 1st R, 3-13-1971
- 50, David Robinson, Navy vs. Michigan, 1st R, 3-12-1987
- 49, Elvin Hayes, Houston vs. Loyola (Ill.), 1st R, 3-9-1968
- 48, Hal Lear, Temple vs. SMU, N3d, 3-23-1956
- 47, Austin Carr, Notre Dame vs. Houston, R3d, 3-20-1971
- 46, Dave Corzine, DePaul vs. Louisville, RSF, 3-17-1978 (2 of)

**REBOUNDS**

- 34, Fred Cohen, Temple vs. Connecticut, RSF, 3-16-1956

- 31, Nate Thurmond, Bowling Green vs. Mississippi St., R3d, 3-16-1963
- 30, Jerry Lucas, Ohio St. vs. Kentucky, RF, 3-18-1961
- 29, Toby Kimball, Connecticut vs. St. Joseph's, 1st R, 3-8-1965
- 28, Elvin Hayes, Houston vs. Pacific, R3d, 3-12-1966
- 27, Bill Russell, San Francisco vs. Iowa, CH, 3-19-1956
- 27, John Green, Michigan St. vs. Notre Dame, RSF, 3-15-1957
- 27, Paul Silas, Creighton vs. Oklahoma City, 1st R, 3-9-1964
- 27, Elvin Hayes, Houston vs. Loyola (Ill.), 1st R, 3-9-1968
- 26, Howard Jolliff, Ohio vs. Georgia Tech, RSF, 3-11-1960
- 26, Phil Hubbard, Michigan vs. Detroit, RSF, 3-17-1977

**REBOUNDS SINCE 1973**

- 26, Phil Hubbard, Michigan vs. Detroit, RSF, 3-17-1977
- 24, Tom Burleson, North Carolina St. vs. Providence, RSF, 3-14-1974
- 23, Kent Benson, Indiana vs. Kentucky, RF, 3-22-1975
- 22, Larry Kenon, Memphis vs. Providence, NSF, 3-26-1973
- 22, Akeem Olajuwon, Houston vs. Louisville, NSF, 1983
- 22, Tim Duncan, Wake Forest vs. Oklahoma St., RSF, 3-24-1995
- 22, Tim Duncan, Wake Forest vs. St. Mary's (Cal.), 1st R, 3-14-1997
- 21, Marvin Barnes, Providence vs. Furman, R3d, 3-16-1974
- 21, Leon Douglas, Alabama vs. Arizona St., 1st R, 3-15-1975
- 21, Ralph Sampson, Virginia vs. UAB, RSF, 3-18-1982
- 21, Loy Vaught, Michigan vs. Illinois St., 1st R, 3-16-1990
- 21, Joy Smith, Maryland vs. Texas, 2nd R, 3-18-1995
- 21, Nick Collison, Kansas vs. Syracuse, CH, 4-7-2003

**Series**

**POINTS**

- 184, Glen Rice, Michigan, 1989 (6 games)
- 177, Bill Bradley, Princeton, 1965 (5)
- 167, Elvin Hayes, Houston, 1968 (5)
- 163, Danny Manning, Kansas, 1988 (6)
- 160, Hal Lear, Temple, 1956 (5)
- 160, Jerry West, West Virginia, 1959 (5)
- 158, Austin Carr, Notre Dame, 1970 (3)
- 158, Joe Barry Carroll, Purdue, 1980 (6)
- 155, Juan Dixon, Maryland, 2002 (6)
- 154, Jason Williams, Duke, 2001 (6)

**SCORING AVERAGE**

- 52.7 (158 points in 3 games), Austin Carr, Notre Dame, 1970
- 41.7 (125 in 3), Austin Carr, Notre Dame, 1971
- 35.8 (143 in 4), Jerry Chambers, Utah, 1966
- 35.8 (143 in 4), Bo Kimble, Loyola Marymount, 1990
- 35.4 (177 in 5), Bill Bradley, Princeton, 1965
- 35.3 (141 in 4), Clyde Lovelette, Kansas, 1952
- 35.0 (140 in 4), Gail Goodrich, UCLA, 1965
- 35.0 (105 in 3), Jerry West, West Virginia, 1960
- 34.8 (139 in 4), Bob Houbregs, Washington, 1953
- 33.4 (167 in 5), Elvin Hayes, Houston, 1968

**REBOUNDS**

- 97, Elvin Hayes, Houston, 1968 (5 games)
- 93, Artis Gilmore, Jacksonville, 1970 (5)
- 91, Elgin Baylor, Seattle, 1958 (5)
- 90, Sam Lacey, New Mexico St., 1970 (5)
- 89, \*Clarence Glover, Western Ky., 1971 (5)
- 86, Len Chappell, Wake Forest, 1962 (5)
- 83, Tom Sanders, New York U., 1960 (5)
- 82, Don May, Dayton, 1967 (5)
- 81, Nick Collison, Kansas, 2003 (6)
- 77, John Green, Michigan St., 1957 (4)

**REBOUNDS SINCE 1973**

- 81, Nick Collison, Kansas, 2003 (6 games)
- 75, Larry Johnson, UNLV, 1990 (6)
- 73, Derrick Coleman, Syracuse, 1987 (6)
- 68, \*Chris Webber, Michigan, 1993 (6)
- 68, Emeka Okafor, Connecticut, 2004 (6)
- 67, Larry Bird, Indiana St., 1979 (5)
- 65, Akeem Olajuwon, Houston, 1983 (5)
- 64, Cedric Maxwell, Charlotte, 1977 (5)
- 64, Sean May, North Carolina, 2005 (6)
- 63, Antawn Jamison, North Carolina, 1998 (5)

**REBOUND AVERAGE (MIN. 3 GAMES)**

- 23.3 (70 rebounds in 3 games), Nate Thurmond, Bowling Green, 1963
- 21.3 (64 in 3), Howard Jolliff, Ohio, 1960
- 19.4 (97 in 5), Elvin Hayes, Houston, 1968
- 19.3 (77 in 4), John Green, Michigan St., 1957
- 19.0 (57 in 3), Paul Silas, Creighton, 1964
- 18.8 (75 in 4), Lew Alcindor, UCLA, 1968
- 18.6 (93 in 5), Artis Gilmore, Jacksonville, 1970
- 18.3 (55 in 3), James Ware, Oklahoma City, 1965
- 18.3 (73 in 4), Jerry Lucas, Ohio St., 1961
- 18.2 (91 in 5), Elgin Baylor, Seattle, 1958

**REBOUND AVERAGE SINCE 1973 (MIN. 3 GAMES)**

- 17.0 (51 rebounds in 3 games), Marvin Barnes, Providence, 1974
- 16.3 (49 in 3), Mike Franklin, Cincinnati, 1975
- 15.3 (61 in 4), Tom Burleson, North Carolina St., 1974
- 15.0 (45 in 3), Phil Hubbard, Michigan, 1977
- 14.7 (44 in 3), Dale Davis, Clemson, 1990



- 14.5 (58 in 4), Bill Walton, UCLA, 1973
- 14.3 (57 in 4), Larry Kenon, Memphis, 1973
- 14.3 (43 in 3), Tim Duncan, Wake Forest, 1995
- 14.0 (56 in 4), Ronnie Robinson, Memphis, 1973
- 14.0 (42 in 3), Kent Benson, Indiana, 1975

## Career

### POINTS

- 407, Christian Laettner, Duke, 1989-92 (23 games)
- 358, Elvin Hayes, Houston, 1966-68 (13)
- 328, Danny Manning, Kansas, 1985-88 (16)
- 324, Oscar Robertson, Cincinnati, 1958-60 (10)
- 308, Glen Rice, Michigan, 1986-89 (13)
- 304, Lew Alcindor, UCLA, 1967-69 (12)
- 303, Bill Bradley, Princeton, 1963-65 (9)
- 303, Corliss Williamson, Arkansas, 1993-95 (15)
- 294, Juan Dixon, Maryland, 1999-2002 (16)
- 289, Austin Carr, Notre Dame, 1969-71 (7)

### SCORING AVERAGE (MIN. 6 GAMES)

- 41.3 (289 points in 7 games), Austin Carr, Notre Dame, 1969-71
- 33.7 (303 in 9), Bill Bradley, Princeton, 1963-65
- 32.4 (324 in 10), Oscar Robertson, Cincinnati, 1958-60
- 30.6 (275 in 9), Jerry West, West Virginia, 1958-60
- 30.5 (183 in 6), Bob Pettit, LSU, 1953-54
- 29.3 (176 in 6), Dan Issel, Kentucky, 1968-70
- 29.3 (176 in 6), \*Jim McDaniels, Western Ky., 1970-71
- 29.2 (175 in 6), Dwight Lamar, La.-Lafayette, 1972-73
- 29.1 (204 in 7), Bo Kimble, Loyola Marymount, 1988-90
- 28.6 (200 in 7), David Robinson, Navy, 1985-87

### REBOUNDS

- 222, Elvin Hayes, Houston, 1966-68 (13 games)
- 201, Lew Alcindor, UCLA, 1967-69 (12)
- 197, Jerry Lucas, Ohio St., 1960-62 (12)
- 181, Nick Collison, Kansas, 2000-03 (16)
- 176, Bill Walton, UCLA, 1972-74 (12)
- 169, Christian Laettner, Duke, 1989-92 (23)
- 165, Tim Duncan, Wake Forest, 1994-97 (11)
- 160, Paul Hogue, Cincinnati, 1960-62 (12)
- 157, Sam Lacey, New Mexico St., 1968-70 (11)
- 155, Derrick Coleman, Syracuse, 1987-90 (14)

### REBOUNDS SINCE 1973

- 181, Nick Collison, Kansas, 2000-03 (16 games)
- 169, Christian Laettner, Duke, 1989-92 (23)
- 165, Tim Duncan, Wake Forest, 1994-97 (11)
- 155, Derrick Coleman, Syracuse, 1987-90 (14)
- 153, Akeem Olajuwon, Houston, 1982-84 (15)
- 144, Patrick Ewing, Georgetown, 1982-85 (18)
- 141, Emeka Okafor, Connecticut, 2002-04 (13)
- 138, Marques Johnson, UCLA, 1974-77 (16)
- 138, George Lynch, North Carolina, 1990-93 (17)
- 137, Lonny Baxter, Maryland, 1999-2002 (16)

### REBOUNDING AVERAGE (MIN. 6 GAMES)

- 19.7 (118 rebounds in 6 games), John Green, Michigan St., 1957-59
- 19.2 (115 in 6), Artis Gilmore, Jacksonville, 1970-71
- 18.5 (111 in 6), Paul Silas, Creighton, 1962-64
- 17.1 (137 in 8), Len Chappell, Wake Forest, 1961-62
- 17.1 (222 in 13), Elvin Hayes, Houston, 1966-68
- 16.8 (201 in 12), Lew Alcindor, UCLA, 1967-69
- 16.4 (197 in 12), Jerry Lucas, Ohio St., 1960-62
- 15.0 (165 in 11), Tim Duncan, Wake Forest, 1994-97
- 14.7 (176 in 12), Bill Walton, UCLA, 1972-74
- 14.3 (157 in 11), Sam Lacey, New Mexico St., 1968-70

### REBOUNDING AVERAGE SINCE 1973 (MIN. 7 GAMES)

- 15.0 (165 in 11), Tim Duncan, Wake Forest, 1994-97
- 14.1 (99 in 7), Marvin Barnes, Providence, 1973-74
- 14.0 (112 in 8), Bill Walton, UCLA, 1973-74
- 13.3 (106 in 8), Phil Hubbard, Michigan, 1976-77
- 12.3 (86 in 7), David Robinson, Navy, 1985-87
- 12.0 (96 in 8), Maurice Lucas, Marquette, 1973-74
- 11.5 (126 in 11), Larry Johnson, UNLV, 1990-91
- 11.3 (181 in 16), Nick Collison, Kansas, 2000-03
- 11.3 (113 in 10), Ralph Sampson, Virginia, 1981-83
- 11.3 (90 in 8), Greg Kelsner, Michigan St., 1978-79

- CH-National Championship Game
- NSF-National Semifinal Game
- N3d-National Third Place Game
- RF-Regional Final Game
- RSF-Regional Semifinal Game
- R3d-Regional Third Place Game
- 2nd R-Second Round Game
- 1st R-First Round Game
- OR-Opening Round Game

\*Record later vacated

## INDIVIDUAL RECORDS

### Single Game

#### POINTS

- 61, Austin Carr, Notre Dame vs. Ohio, 1st R, 3-7-1970

#### POINTS BY TWO TEAMMATES

- 85, Austin Carr (61) and Collis Jones (24), Notre Dame vs. Ohio, 1st R, 3-7-1970

#### POINTS BY TWO OPPOSING PLAYERS

- 96, Austin Carr (52), Notre Dame, and Dan Issel (44), Kentucky, RSF, 3-12-1970

#### FIELD GOALS

- 25, Austin Carr, Notre Dame vs. Ohio, 1st R, 3-7-1970

#### FIELD GOALS ATTEMPTED

- 44, Austin Carr, Notre Dame vs. Ohio, 1st R, 3-7-1970

#### FIELD-GOAL PERCENTAGE (MINIMUM 11 FGM)

- 100% (11-11), Kenny Walker, Kentucky vs. Western Ky., 2nd R, 3-16-1986; Marcus Williams, Connecticut vs. Washington, RSF, 3-24-2006 (ot)

#### THREE-POINT FIELD GOALS

- 11, Jeff Fryer, Loyola Marymount vs. Michigan, 2nd R, 3-18-1990

#### THREE-POINT FIELD GOALS ATTEMPTED

- 22, Jeff Fryer, Loyola Marymount vs. Arkansas, 1st R, 3-16-1989

#### THREE-POINT FIELD-GOAL PERCENTAGE

(Minimum 8 3FGM)

- 100% (8-8), John Goldsberry, UNC Wilmington vs. Maryland, 1st R, 3-21-2003

#### FREE THROWS

- 23, Bob Carney, Bradley vs. Colorado, RSF, 3-12-1954; Travis Mays, Texas vs. Georgia, 1st R, 3-17-1990

#### FREE THROWS ATTEMPTED

- 27, David Robinson, Navy vs. Syracuse, 2nd R, 3-16-

- 1986; Travis Mays, Texas vs. Georgia, 1st R, 3-17-1990

#### FREE-THROW PERCENTAGE (MINIMUM 16 FTM)

- 100% (16-16), Bill Bradley, Princeton vs. St. Joseph's, 1st R, 3-11-1963; Fennis Dembo, Wyoming vs. UCLA, 2nd R, 3-14-1987

#### REBOUNDS

- 34, Fred Cohen, Temple vs. Connecticut, RSF, 3-16-1956

#### REBOUNDS SINCE 1973

- 26, Phil Hubbard, Michigan vs. Detroit, RSF, 3-17-1977

#### ASSISTS

- 18, Mark Wade, UNLV vs. Indiana, NSF, 3-28-1987

#### BLOCKED SHOTS

- 11, Shaquille O'Neal, LSU vs. Brigham Young, 1st R, 3-19-1992

#### STEALS

- 8, Darrell Hawkins, Arkansas vs. Holy Cross, 1st R, 3-18-1993; Grant Hill, Duke vs. California, 2nd R, 3-20-1993; Duane Clemens, Ball St. vs. UCLA, 1st R, 3-16-2000

## Series

(Three-game minimum for averages and percentages)

#### POINTS

- 184, Glen Rice, Michigan, 1989 (6 games)

#### SCORING AVERAGE

- 52.7 (158 points in 3 games), Austin Carr, Notre Dame, 1970

#### FIELD GOALS

- 75, Glen Rice, Michigan, 1989 (6 games)

#### FIELD GOALS ATTEMPTED

- 138, \*Jim McDaniels, Western Ky., 1971 (5 games)
- 137, Elvin Hayes, Houston, 1968 (5)

#### FIELD-GOAL PERCENTAGE

(Minimum 5 FGM per game)

- 78.8% (26-33), Christian Laettner, Duke, 1989 (5 games)

#### THREE-POINT FIELD GOALS

- 27, Glen Rice, Michigan, 1989 (6 games)

#### THREE-POINT FIELD GOALS ATTEMPTED

- 66, Jason Williams, Duke, 2001 (6 games)

#### THREE-POINT FIELD-GOAL PERCENTAGE

(Minimum 1.5 3FGM per game, 2.0 3FGM Since 2001)

- 100% (6-6), Ranzino Smith, North Carolina, 1987 (4 games)

#### FREE THROWS

- 55, Bob Carney, Bradley, 1954 (5 games)

#### FREE THROWS ATTEMPTED

- 71, Jerry West, West Virginia, 1959 (5 games)

#### PERFECT FREE-THROW PERCENTAGE

(Minimum 2.5 FTM per game)

- 100% (35-35), Arthur Lee, Stanford, 1998 (5 games)

#### REBOUNDS

- 97, Elvin Hayes, Houston, 1968 (5 games)

#### REBOUNDS SINCE 1973

- 81, Nick Collison, Kansas, 2003 (6 games)

#### REBOUND AVERAGE

- 23.3 (70 rebounds in 3 games), Nate Thurmond, Bowling Green, 1963

#### REBOUND AVERAGE SINCE 1973

- 17.0 (51 rebounds in 3 games), Marvin Barnes, Providence, 1974

#### ASSISTS

- 61, Mark Wade, UNLV, 1987 (5 games)

#### BLOCKED SHOTS

- 29, Joakim Noah, Florida, 2006 (6 games)

#### STEALS

- 23, Mookie Blaylock, Oklahoma, 1988 (6 games)

## Career

**(Two-year minimum for averages and percentages)**

### POINTS

407—Christian Laettner, Duke, 1989-92 (23 games)

### SCORING AVERAGE

*(Minimum 6 games)*

41.3—Austin Carr, Notre Dame, 1969-71 (289 points in 7 games)

### FIELD GOALS

152—Elvin Hayes, Houston, 1966-68

### FIELD GOALS ATTEMPTED

310—Elvin Hayes, Houston, 1966-68

### FIELD-GOAL PERCENTAGE

*(Minimum 70 made)*

68.6% (109-159)—Bill Walton, UCLA, 1972-74

### THREE-POINT FIELD GOALS

42—Bobby Hurley, Duke, 1990-93 (20 games)

### THREE-POINT FIELD GOALS ATTEMPTED

115—J.J. Redick, Duke, 2003-06 (14 games)

### THREE-POINT FIELD-GOAL PERCENTAGE

*(Minimum 30 made)*

56.5% (35-62)—Glen Rice, Michigan, 1986-89 (13 games)

*(Minimum 20 made)*

65.0% (26-40)—William Scott, Kansas St., 1987-88 (5 games)

### FREE THROWS MADE

142—Christian Laettner, Duke, 1989-92 (23 games)

### FREE THROWS ATTEMPTED

167—Christian Laettner, Duke, 1989-92 (23 games)

### FREE-THROW PERCENTAGE

*(Minimum 50 made)*

93.5% (58-62)—Arthur Lee, Stanford, 1996-99 (12 games)

*(Minimum 30 made)*

97.7% (42-43)—Keith Van Horn, Utah, 1995-97 (8 games)

### REBOUNDS

222—Elvin Hayes, Houston, 1966-68 (13 games)

### REBOUNDS SINCE 1973

181—Nick Collison, Kansas, 2000-03 (16 games)

### REBOUNDING AVERAGE

*(Minimum 6 games)*

19.7—John Green, Michigan St., 1957-59 (118 rebounds in 6 games)

### REBOUNDING AVERAGE SINCE 1973

*(Minimum 6 Games)*

15.0—Tim Duncan, Wake Forest, 1994-97 (165 rebounds in 11 games)

### ASSISTS

145—Bobby Hurley, Duke, 1990-93 (20 games)

### BLOCKED SHOTS

50—Tim Duncan, Wake Forest, 1994-97 (11 games)

### STEALS

39—Grant Hill, Duke, 1991-94 (20 games)

### GAMES PLAYED

23—Christian Laettner, Duke, 1989-92

## TEAM RECORDS

### Single Game

### POINTS

149, Loyola Marymount vs. Michigan (115), 2nd R, 3-18-1990

### FEWEST POINTS

20, North Carolina vs. Pittsburgh (26), RF, 3-21-1941

### WINNING MARGIN

69, Loyola (Ill.) (111) vs. Tennessee Tech (42), 1st R, 3-11-1963

### SMALLEST WINNING MARGIN

1, 164 tied (most recent: three in 2006)

### POINTS SCORED BY LOSING TEAM

120, Utah vs. \*St. Joseph's (127), N3d, 3-25-1961 (4 of)

### FIELD GOALS

52, Iowa vs. Notre Dame, R3d, 3-14-1970

### FEWEST FIELD GOALS

8, Springfield vs. Indiana, RF, 3-20-1940

### FIELD GOALS ATTEMPTED

112, Marshall vs. La-Lafayette, 1st R, 3-11-1972

### FIELD-GOAL PERCENTAGE

80.0% (28-35), Oklahoma St. vs. Tulane, 2nd R, 3-22-1992

### LOWEST FIELD-GOAL PERCENTAGE

12.7% (8-63), Springfield vs. Indiana, RF, 3-20-1940

### THREE-POINT FIELD GOALS

21, Loyola Marymount vs. Michigan, 2nd R, 3-18-1990

### THREE-POINT FIELD GOALS ATTEMPTED

43, St. Joseph's vs. Boston College, 2nd R, 3-15-1997 (ot)

### THREE-POINT FIELD-GOAL PERCENTAGE

*(Minimum 7 3FGM)*

88.9% (8-9), Kansas St. vs. Georgia, 1st R, 3-12-1987

### FREE THROWS

43, Arizona vs. Illinois, RF, 3-25-2001

### FREE THROWS ATTEMPTED

56, Arizona vs. Illinois, RF, 3-25-2001

### FREE-THROW PERCENTAGE

*(Minimum 22 FTM)*

100% (22-22), Fordham vs. South Carolina, R3d, 3-20-1971

### REBOUNDS

86, Notre Dame vs. Tennessee Tech, 1st R, 3-11-1958

### REBOUND MARGIN

42, Notre Dame (86) vs. Tennessee Tech (44), 1st R, 3-11-1958

### ASSISTS

36, North Carolina vs. Loyola Marymount, 2nd R, 3-19-1988

### BLOCKED SHOTS

14, Kentucky vs. UCLA, RSF, 3-20-1998

### STEALS

19, Providence vs. Austin Peay, 2nd R, 3-14-1987; Connecticut vs. Boston U., 1st R, 3-15-1990; Washington vs. Connecticut, RSF, 3-24-2006

### PERSONAL FOULS

41, Dayton vs. Illinois, RSF, 3-21-1952

### PLAYERS DISQUALIFIED

6, Kansas vs. Notre Dame, 1st R, 3-15-1975; Illinois vs. Arizona, RF, 3-25-2001

## Single Game, Both Teams

### POINTS

264, Loyola Marymount (149) vs. Michigan (115), 2nd R, 3-18-1990

### FEWEST POINTS

46, Pittsburgh (26) vs. North Carolina (20), RF, 3-21-1941

### FIELD GOALS

97, Iowa (52) vs. Notre Dame (45), R3d, 3-14-1970

### FIELD GOALS ATTEMPTED

204, Utah (103) vs. \*St. Joseph's (101), N3d, 3-25-1961 (4 of)

### THREE-POINT FIELD GOALS

29, West Virginia (18) vs. Louisville (11), RF, 3-26-2005

### THREE-POINT FIELD GOALS ATTEMPTED

66, UCLA (36) vs. Cincinnati (30), 2nd R, 3-17-2002

### FREE THROWS

69, Morehead St. (37) vs. Pittsburgh (32), 1st R, 3-11-1957

### FREE THROWS ATTEMPTED

105, Morehead St. (53) vs. Iowa (52), RSF, 3-16-1956

### REBOUNDS

134, Marshall (68) vs. \*La-Lafayette (66), 1st R, 3-11-1972

132, Pacific (67) vs. Houston (65), R3d, 3-12-1966

### ASSISTS

58, UNLV (35) vs. Loyola Marymount (23), RF, 3-25-1990

### BLOCKED SHOTS

20, Kentucky (14) vs. UCLA (6), RSF, 3-20-1998

### STEALS

28, N.C. A&T (16) vs. Arkansas (12), 1st R, 3-18-1994; Purdue (16) vs. Delaware (12), 1st R, 3-13-1998; TCU (16) vs. Florida St. (12), 1st R, 3-13-1998; Florida (15) vs. Weber St. (13), 2nd R, 3-13-1999

### PERSONAL FOULS

68, Iowa (35) vs. Morehead St. (33), RSF, 3-16-1956

## Series

**(Three-game minimum for averages and percentages)**

### POINTS

571, UNLV, 1990 (6 games)

### SCORING AVERAGE

105.8, Loyola Marymount, 1990 (423 points in 4 games)

### FIELD GOALS

218, UNLV, 1977 (5 games)

### FIELD GOALS ATTEMPTED

442, \*Western Ky., 1971 (5 games)

441, UNLV, 1977 (5)

### FIELD-GOAL PERCENTAGE

60.4% (113-187), North Carolina, 1975 (3 games)

### THREE-POINT FIELD GOALS

60, Arkansas, 1995 (6 games); Duke, 2001 (6)

### THREE-POINT FIELD GOALS ATTEMPTED

175, Duke, 2001 (6 games)

### THREE-POINT FIELD-GOAL PERCENTAGE

*(Minimum 12 3FGM)*

60.9% (14-23), Indiana, 1989 (3 games)

*(Minimum 30 3FGM)*

51.9% (40-77), Kansas, 1993 (5 games)

### FREE THROWS

146, Bradley, 1954 (5 games)

### FREE THROWS ATTEMPTED

194, Bradley, 1954 (5 games)

### FREE-THROW PERCENTAGE

*(Minimum 30 FTM)*

87.0% (47-54), St. John's (N.Y.), 1969 (3 games)

### REBOUNDS

306, Houston, 1968 (5 games)

### ASSISTS

143, Kentucky, 1996 (6 games)

### BLOCKED SHOTS

48, Kentucky, 1998 (6 games)

### STEALS

72, Oklahoma, 1988 (6 games)

### PERSONAL FOULS

150, Penn, 1979 (6 games)

CH-National Championship Game

NSF-National Semifinal Game

N3d-National Third Place Game

RF-Regional Final Game

RSF-Regional Semifinal Game

R3d-Regional Third Place Game

2nd R-Second Round Game

1st R-First Round Game

OR-Opening Round Game

\*Record later vacated

**All-Time Division I Tournament Records**

**RECORD OF EACH TEAM COACH BY COACH**

(295 Teams)

	Yrs. Won	Lost	CH	2D	3d%	4th	RR
<b>AIR FORCE</b>							
Bob Spear (DePauw 1941) 1960, 62 .....	2	0	2	0	0	0	0
Joe Scott (Princeton 1987) 2004.....	1	0	1	0	0	0	0
Jeff Bzdelik (Ill.-Chicago 1976) 2006.....	1	0	1	0	0	0	0
TOTAL	4	0	4	0	0	0	0
<b>AKRON</b>							
Bob Huggins (West Virginia 1977) 1986 ..	1	0	1	0	0	0	0
TOTAL	1	0	1	0	0	0	0
<b>ALABAMA*</b>							
C.M. Newton (Kentucky 1952) 1975, 76..	2	1	2	0	0	0	0
Wimp Sanderson (North Ala. 1959)							
1982, 83,84, 85, 86, 87*, 89, 90,	10	12	10	0	0	0	0
91,92.....							
David Hobbs (Va. Commonwealth 1971)							
1994,95.....	2	2	2	0	0	0	0
Mark Gottfried (Alabama 1987) 2002,							
03, 04RR, 05, 06.....	5	5	5	0	0	0	1
TOTAL	19	20	19	0	0	0	1
<b>ALABAMA A&amp;M</b>							
L. Vann Pettaway (Alabama A&M 1980)							
2005.....	1	0	1	0	0	0	0
TOTAL	1	0	1	0	0	0	0
<b>ALABAMA ST.</b>							
Rob Spivery (Ashland 1972) 2001, 04.....	2	0	2	0	0	0	0
TOTAL	2	0	2	0	0	0	0
<b>UAB</b>							
Gene Bartow (Truman 1953) 1981,							
82RR, 83,84, 85, 86, 87, 90, 94 .....	9	6	9	0	0	0	1
Murry Bartow (UAB 1985) 1999 .....	1	0	1	0	0	0	0
Mike Anderson (Tulsa 1982) 2004, 05, 06	3	3	3	0	0	0	0
TOTAL	13	9	13	0	0	0	1
<b>ALBANY (N.Y.)</b>							
Will Brown (Dowling 1995) 2006.....	1	0	1	0	0	0	0
TOTAL	1	0	1	0	0	0	0
<b>ALCORN ST.</b>							
Davey L. Whitney (Kentucky St. 1953)							
1980, 82, 83, 84, 99, 2002.....	6	3	6	0	0	0	0
TOTAL	6	3	6	0	0	0	0
<b>APPALACHIAN ST.</b>							
Bobby Cremins (South Carolina 1970)							
1979 .....	1	0	1	0	0	0	0
Buzz Peterson (North Carolina 1986)							
2000.....	1	0	1	0	0	0	0
TOTAL	2	0	2	0	0	0	0
<b>ARIZONA*</b>							
Fred Enke (Minnesota 1921) 1951 .....	1	0	1	0	0	0	0
Fred Snowden [Wayne St. (Mich.) 1958]							
1976RR, 77 .....	2	2	2	0	0	0	1
Lute Olson (Augsburg 1957)							
1985, 86, 87, 88-T3d, 89, 90, 91,							
92, 93, 94-T3d, 95, 96, 97-CH,							
98RR, 99*, 2000, 01-2d, 02,							
03RR, 04, 05RR, 06 .....	22	39	21	1	1	2	0
TOTAL	25	41	24	1	1	2	0
<b>ARIZONA ST.*</b>							
Ned Wulk (Wis.-La Crosse 1942) 1958,							
61RR, 62, 63RR, 64, 73, 75RR, 80, 81..	9	8	10	0	0	0	3
Bill Frieder (Michigan 1964) 1991, 95*....	2	3	2	0	0	0	0
Rob Evans (New Mexico St. 1968) 2003 ..	1	1	1	0	0	0	0
TOTAL	12	12	13	0	0	0	3
<b>ARKANSAS</b>							
Eugene Lambert (Arkansas 1929) 1945-							
T3d, 49RR.....	2	2	2	0	0	1	0
Glen Rose (Arkansas 1928) 1941-T3d, 58							
Eddie Sutton (Oklahoma St. 1958) 1977,							
78-3d, 79RR,80, 81, 82, 83, 84, 85 .....	9	10	9	0	1	0	1
Nolan Richardson (UTEP 1965) 1988, 89,							
90-T3d, 91RR, 92, 93, 94-CH, 95-2d,							
96, 98, 99, 2000, 01.....	13	26	12	1	1	1	0
Stan Heath (Eastern Mich. 1988) 2006.....	1	0	1	0	0	0	0
TOTAL	27	39	27	1	1	4	0
<b>ARKANSAS ST.</b>							
Dickey Nutt (Oklahoma St. 1982) 1999.....	1	0	1	0	0	0	0
TOTAL	1	0	1	0	0	0	0
<b>ARK.-LITTLE ROCK</b>							
Mike Newell (Sam Houston St. 1973)							
1986, 89, 90 .....	3	1	3	0	0	0	0
TOTAL	3	1	3	0	0	0	0
<b>AUBURN</b>							
Sonny Smith (Milligan 1958) 1984, 85,							
86RR, 87, 88.....	5	7	5	0	0	0	1

	Yrs. Won	Lost	CH	2D	3d%	4th	RR
Cliff Ellis (Florida St. 1968) 1999, 2000,							
03 .....	3	5	3	0	0	0	0
TOTAL	8	12	8	0	0	0	1
<b>AUSTIN PEAY*</b>							
Lake Kelly (Ga. Tech 1956) 1973*, 74, 87	3	2	4	0	0	0	0
Dave Loos (Memphis 1970) 1996, 2003 ..	2	0	2	0	0	0	0
TOTAL	5	2	6	0	0	0	0
<b>BALL ST.</b>							
Steve Yoder (Ill. Wesleyan 1962) 1981 .....	1	0	1	0	0	0	0
Al Brown (Purdue 1964) 1986 .....	1	0	1	0	0	0	0
Rick Majerus (Marquette 1970) 1989.....	1	1	1	0	0	0	0
Dick Hunsaker (Weber St. 1977) 1990,							
93 .....	2	2	2	0	0	0	0
Ray McCallum (Ball St. 1983) 1995, 2000	2	0	2	0	0	0	0
TOTAL	7	3	7	0	0	0	0
<b>BAYLOR</b>							
R.E. "Bill" Henderson (Howard Payne							
1925) 1946RR, 48-2d, 50-4th.....	3	3	5	0	1	0	1
Gene Iba (Tulsa 1963) 1988 .....	1	0	1	0	0	0	0
TOTAL	4	3	6	0	1	0	1
<b>BELMONT</b>							
Rick Byrd (Tennessee 1976) 2006.....	1	0	1	0	0	0	0
TOTAL	1	0	1	0	0	0	0
<b>BOISE ST.</b>							
Doran "Bus" Connor (Idaho St. 1955)							
1976 .....	1	0	1	0	0	0	0
Bob Dye (Idaho St. 1962) 1988, 93, 94....	3	0	3	0	0	0	0
TOTAL	4	0	4	0	0	0	0
<b>BOSTON COLLEGE</b>							
Donald Martin (Georgetown 1941) 1958..	1	0	1	0	0	0	0
Bob Cousy (Holy Cross 1948) 1967RR,							
68 .....	2	2	2	0	0	0	1
Bob Zuffelato (Central Conn. St. 1959) 1975	1	1	2	0	0	0	0
Tom Davis (Wis.-Platteville 1960) 1981,							
82RR .....	2	5	2	0	0	0	1
Gary Williams (Maryland 1967) 1983,							
85 .....	2	3	2	0	0	0	0
Jim O'Brien (Boston College 1971)							
1994RR, 96, 97 .....	3	5	3	0	0	0	1
Al Skinner (Massachusetts 1974) 2001,							
02, 04, 05, 06 .....	5	5	5	0	0	0	0
TOTAL	16	21	17	0	0	0	3
<b>BOSTON U.</b>							
Matt Zunic (George Washington 1942)							
1959RR .....	1	2	1	0	0	0	1
Rick Pitino (Massachusetts 1974) 1983.....	1	0	1	0	0	0	0
Mike Jarvis (Northeastern 1968) 1988,							
90 .....	2	0	2	0	0	0	0
Dennis Wolff (Connecticut 1978) 1997,							
2002 .....	2	0	2	0	0	0	0
TOTAL	6	2	6	0	0	0	1
<b>BOWLING GREEN</b>							
Harold Anderson (Otterbein 1924) 1959,							
62, 63 .....	3	1	4	0	0	0	0
Bill Fitch (Coe 1954) 1968 .....	1	0	1	0	0	0	0
TOTAL	4	1	5	0	0	0	0
<b>BRADLEY</b>							
Forrest "Forddy" Anderson (Stanford							
1942) 1950-2d, 54-2d .....	2	6	2	0	2	0	0
Bob Vanatta (Central Methodist 1945)							
1955RR .....	1	2	1	0	0	0	1
Dick Versace (Wisconsin 1964) 1980, 86.	2	1	2	0	0	0	0
Stan Albeck (Bradley 1955) 1988 .....	1	0	1	0	0	0	0
Jim Molinari (Ill. Wesleyan 1977) 1996....	1	0	1	0	0	0	0
Jim Les (Bradley 1986) 2006 .....	1	2	1	0	0	0	0
TOTAL	8	11	8	0	2	0	1
<b>BRIGHAM YOUNG</b>							
Stan Watts (Brigham Young 1938)							
1950RR, 51RR, 57, 65, 69, 71, 72 .....	7	4	10	0	0	0	2
Frank Arnold (Idaho St. 1956) 1979, 80,							
81RR .....	3	3	3	0	0	0	1
Ladell Andersen (Utah St. 1951) 1984,							
87, 88 .....	3	2	3	0	0	0	0
Roger Reid (Weber St. 1967) 1990, 91,							
92, 93, 95.....	5	2	5	0	0	0	0
Steve Cleveland (UC Irvine 1976) 2001,							
03, 04 .....	3	0	3	0	0	0	0
TOTAL	21	11	24	0	0	0	3
<b>BROWN</b>							
George Allen (West Virginia 1935)							
1939RR .....	1	0	1	0	0	0	1
Mike Cingiser (Brown 1962) 1986 .....	1	0	1	0	0	0	0
TOTAL	2	0	2	0	0	0	1
<b>BUCKNELL</b>							
Charles Woollum (William & Mary 1962)							
1987, 89.....	2	0	2	0	0	0	0

	Yrs. Won	Lost	CH	2D	3d%	4th	RR
Pat Flannery (Bucknell 1980) 2005, 06.....	2	2	2	0	0	0	0
<b>TOTAL</b>	<b>4</b>	<b>2</b>	<b>4</b>	<b>0</b>	<b>0</b>	<b>0</b>	<b>0</b>
<b>BUTLER</b>							
Paul "Tony" Hinkle (Chicago 1921) 1962..	1	2	1	0	0	0	0
Barry Collier (Butler 1976) 1997, 98,							
2000.....	3	0	3	0	0	0	0
Thad Matta (Butler 1990) 2001.....	1	1	1	0	0	0	0
Todd Lickliter (Butler 1979) 2003.....	1	2	1	0	0	0	0
<b>TOTAL</b>	<b>6</b>	<b>5</b>	<b>6</b>	<b>0</b>	<b>0</b>	<b>0</b>	<b>0</b>
<b>CALIFORNIA*</b>							
Clarence "Nibs" Price (California 1914)							
1946-4th.....	1	1	2	0	0	0	1
Pete Newell (Loyola Marymount 1940)							
1957RR, 58RR, 59-CH, 60-2d.....	4	10	3	1	1	0	2
Lou Campanelli (Montclair St. 1960)							
1990.....	1	1	1	0	0	0	0
Todd Bozeman (Rhode Island 1986)							
1993, 94, 96*.....	3	2	3	0	0	0	0
Ben Braun (Wisconsin 1975) 1997, 2001,							
02, 03, 06.....	5	4	5	0	0	0	0
<b>TOTAL</b>	<b>14</b>	<b>18</b>	<b>14</b>	<b>1</b>	<b>1</b>	<b>0</b>	<b>2</b>
<b>UC SANTA BARB.</b>							
Jerry Pimm (Southern California 1961)							
1988, 90.....	2	1	2	0	0	0	0
Bob Williams (San Jose St. 1975) 2002....	1	0	1	0	0	0	0
<b>TOTAL</b>	<b>3</b>	<b>1</b>	<b>3</b>	<b>0</b>	<b>0</b>	<b>0</b>	<b>0</b>
<b>CAL ST. FULLERTON</b>							
Bob Dye (Idaho St. 1962) 1978RR.....	1	2	1	0	0	0	1
<b>TOTAL</b>	<b>1</b>	<b>2</b>	<b>1</b>	<b>0</b>	<b>0</b>	<b>0</b>	<b>1</b>
<b>CAL ST. L.A.</b>							
Bob Miller (Occidental 1953) 1974.....	1	0	1	0	0	0	0
<b>TOTAL</b>	<b>1</b>	<b>0</b>	<b>1</b>	<b>0</b>	<b>0</b>	<b>0</b>	<b>0</b>
<b>CAL ST. NORTHRIDGE</b>							
Bobby Braswell (Cal St. Northridge 1984)							
2001.....	1	0	1	0	0	0	0
<b>TOTAL</b>	<b>1</b>	<b>0</b>	<b>1</b>	<b>0</b>	<b>0</b>	<b>0</b>	<b>0</b>
<b>CAMPBELL</b>							
Billy Lee (Barton 1971) 1992.....	1	0	1	0	0	0	0
<b>TOTAL</b>	<b>1</b>	<b>0</b>	<b>1</b>	<b>0</b>	<b>0</b>	<b>0</b>	<b>0</b>
<b>CANISIUS</b>							
Joseph Curran (Canisius 1943) 1955RR,							
56RR, 57.....	3	6	3	0	0	0	2
John Beilein (Wheeling Jesuit 1975)							
1996.....	1	0	1	0	0	0	0
<b>TOTAL</b>	<b>4</b>	<b>6</b>	<b>4</b>	<b>0</b>	<b>0</b>	<b>0</b>	<b>2</b>
<b>CATHOLIC</b>							
John Long (Catholic 1928) 1944RR.....	1	0	2	0	0	0	1
<b>TOTAL</b>	<b>1</b>	<b>0</b>	<b>2</b>	<b>0</b>	<b>0</b>	<b>0</b>	<b>1</b>
<b>CENTRAL CONN. ST.</b>							
Howie Dickenmann (Central Conn. St.							
1970) 2000, 02.....	2	0	2	0	0	0	0
<b>TOTAL</b>	<b>2</b>	<b>0</b>	<b>2</b>	<b>0</b>	<b>0</b>	<b>0</b>	<b>0</b>
<b>UCF</b>							
Kirk Speraw (Iowa 1980) 1994, 96,							
2004, 05.....	4	0	4	0	0	0	0
<b>TOTAL</b>	<b>4</b>	<b>0</b>	<b>4</b>	<b>0</b>	<b>0</b>	<b>0</b>	<b>0</b>
<b>CENTRAL MICH.</b>							
Dick Parfitt (Central Mich. 1953) 1975,							
77.....	2	2	2	0	0	0	0
Charlie Coles (Miami (Ohio) 1965) 1987..	1	0	1	0	0	0	0
Jay Smith (Saginaw Valley 1984) 2003.....	1	1	1	0	0	0	0
<b>TOTAL</b>	<b>4</b>	<b>3</b>	<b>4</b>	<b>0</b>	<b>0</b>	<b>0</b>	<b>0</b>
<b>COL. OF CHARLESTON</b>							
John Kresse [St. John's (N.Y.) 1964]							
1994, 97, 98, 99.....	4	1	4	0	0	0	0
<b>TOTAL</b>	<b>4</b>	<b>1</b>	<b>4</b>	<b>0</b>	<b>0</b>	<b>0</b>	<b>0</b>
<b>CHARLESTON SO.</b>							
Tom Conrad (Old Dominion 1979) 1997 ..	1	0	1	0	0	0	0
<b>TOTAL</b>	<b>1</b>	<b>0</b>	<b>1</b>	<b>0</b>	<b>0</b>	<b>0</b>	<b>0</b>
<b>CHARLOTTE</b>							
Lee Rose (Transylvania 1958) 1977-4th.....	1	3	2	0	0	0	1
Jeff Mullins (Duke 1964) 1988, 92, 95.....	3	0	3	0	0	0	0
Melvin Watkins (Charlotte 1977)							
1997, 98.....	2	2	2	0	0	0	0
Bob Lutz (Charlotte 1980) 1999, 2001,							
02, 04, 05.....	5	2	5	0	0	0	0
<b>TOTAL</b>	<b>11</b>	<b>7</b>	<b>12</b>	<b>0</b>	<b>0</b>	<b>0</b>	<b>1</b>
<b>CHATTANOOGA</b>							
Murray Arnold (American 1960) 1981,							
82, 83.....	3	1	3	0	0	0	0
Mack McCarthy (Virginia Tech 1974)							
1988, 93, 94, 95, 97.....	5	2	5	0	0	0	0
John Shulman (East Tenn. St. 1989) 2005..	1	0	1	0	0	0	0
<b>TOTAL</b>	<b>9</b>	<b>3</b>	<b>9</b>	<b>0</b>	<b>0</b>	<b>0</b>	<b>0</b>

	Yrs. Won	Lost	CH	2D	3d%	4th	RR
<b>CINCINNATI</b>							
George Smith (Cincinnati 1935) 1958,							
59-3d, 60-3d.....	3	7	3	0	0	2	0
Ed Jucker (Cincinnati 1940) 1961-CH,							
62-CH, 63-2d.....	3	11	1	2	1	0	0
Tay Baker (Cincinnati 1950) 1966.....	1	0	2	0	0	0	0
Gale Catlett (West Virginia 1963) 1975,							
76, 77.....	3	2	3	0	0	0	0
Bob Huggins (West Virginia 1977) 1992-							
T3d, 93RR, 94, 95, 96RR, 97, 98, 99,							
2000, 01, 02, 03, 04, 05.....	14	20	14	0	0	1	2
<b>TOTAL</b>	<b>24</b>	<b>40</b>	<b>23</b>	<b>2</b>	<b>1</b>	<b>3</b>	<b>2</b>
<b>CCNY</b>							
Nat Holman (Savage School of Phys.							
Ed. 1917) 1947-4th, 50-CH.....	2	4	2	1	0	0	1
<b>TOTAL</b>	<b>2</b>	<b>4</b>	<b>2</b>	<b>1</b>	<b>0</b>	<b>0</b>	<b>1</b>
<b>CLEMSON*</b>							
Bill C. Foster (Carson-Newman 1958)							
1980RR.....	1	3	1	0	0	0	1
Cliff Ellis (Florida St. 1968) 1987, 89, 90*	3	3	3	0	0	0	0
Rick Barnes (Lenoir-Rhyne 1977) 1996,							
97, 98.....	3	2	3	0	0	0	0
<b>TOTAL</b>	<b>7</b>	<b>8</b>	<b>7</b>	<b>0</b>	<b>0</b>	<b>0</b>	<b>1</b>
<b>CLEVELAND ST.</b>							
Kevin Mackey (St. Anselm 1967) 1986....	1	2	1	0	0	0	0
<b>TOTAL</b>	<b>1</b>	<b>2</b>	<b>1</b>	<b>0</b>	<b>0</b>	<b>0</b>	<b>0</b>
<b>COASTAL CARO.</b>							
Russ Bergman (LSU 1970) 1991, 93.....	2	0	2	0	0	0	0
<b>TOTAL</b>	<b>2</b>	<b>0</b>	<b>2</b>	<b>0</b>	<b>0</b>	<b>0</b>	<b>0</b>
<b>COLGATE</b>							
Jack Bruen (Catholic 1972) 1995, 96.....	2	0	2	0	0	0	0
<b>TOTAL</b>	<b>2</b>	<b>0</b>	<b>2</b>	<b>0</b>	<b>0</b>	<b>0</b>	<b>0</b>
<b>COLORADO</b>							
Forrest "Frosty" Cox (Kansas 1930)							
1940RR, 42-T3d, 46RR.....	3	2	4	0	0	1	2
Horace "Bebe" Lee (Stanford 1938)							
1954, 55-3d.....	2	3	3	0	0	1	0
Russell "Sox" Walseth (Colorado 1948)							
1962RR, 63RR, 69.....	3	3	3	0	0	0	2
Ricardo Patton (Belmont 1980) 1997,							
2003.....	2	1	2	0	0	0	0
<b>TOTAL</b>	<b>10</b>	<b>9</b>	<b>12</b>	<b>0</b>	<b>0</b>	<b>2</b>	<b>4</b>
<b>COLORADO ST.</b>							
Bill Strannigan (Wyoming 1941) 1954.....	1	0	2	0	0	0	0
Jim Williams (Utah St. 1947) 1963, 65,							
66, 69RR.....	4	2	4	0	0	0	1
Boyd Grant (Colorado St. 1957) 1989,							
90.....	2	1	2	0	0	0	0
Dale Layer (Eckerd 1979) 2003.....	1	0	1	0	0	0	0
<b>TOTAL</b>	<b>8</b>	<b>3</b>	<b>9</b>	<b>0</b>	<b>0</b>	<b>0</b>	<b>1</b>
<b>COLUMBIA</b>							
Gordon Ridings (Oregon 1929) 1948RR...	1	0	2	0	0	0	1
Lou Rossini (Columbia 1948) 1951.....	1	0	1	0	0	0	0
John "Jack" Rohan (Columbia 1953)							
1968.....	1	2	1	0	0	0	0
<b>TOTAL</b>	<b>3</b>	<b>2</b>	<b>4</b>	<b>0</b>	<b>0</b>	<b>0</b>	<b>1</b>
<b>CONNECTICUT*</b>							
Hugh Greer (Connecticut 1926) 1951,							
54, 56, 57, 58, 59, 60.....	7	1	8	0	0	0	0
George Wigton (Ohio St. 1956) 1963.....	1	0	1	0	0	0	0
Fred Shabel (Duke 1954) 1964RR, 65,							
67.....	3	2	3	0	0	0	1
Donald "Dee" Rowe (Middlebury 1952)							
1976.....	1	1	1	0	0	0	0
Dom Perno (Connecticut 1964) 1979.....	1	0	1	0	0	0	0
Jim Calhoun (American Int'l 1968)							
1990RR, 91, 92, 94, 95RR, 96*, 98RR,							
99-CH, 2000, 02RR, 03, 04-CH, 05, 06RR	14	38	12	2	0	0	5
<b>TOTAL</b>	<b>27</b>	<b>42</b>	<b>26</b>	<b>2</b>	<b>0</b>	<b>0</b>	<b>6</b>
<b>COPPIN ST.</b>							
Ron Mitchell (Edison 1984) 1990, 93, 97..	3	1	3	0	0	0	0
<b>TOTAL</b>	<b>3</b>	<b>1</b>	<b>3</b>	<b>0</b>	<b>0</b>	<b>0</b>	<b>0</b>
<b>CORNELL</b>							
Royner Greene (Illinois 1929) 1954.....	1	0	2	0	0	0	0
Mike Dement (East Caro. 1976) 1988.....	1	0	1	0	0	0	0
<b>TOTAL</b>	<b>2</b>	<b>0</b>	<b>3</b>	<b>0</b>	<b>0</b>	<b>0</b>	<b>0</b>
<b>CREIGHTON</b>							
Eddie Hickey (Creighton 1927) 1941RR....	1	1	1	0	0	0	1
John "Red" McManus (St. Ambrose 1949)							
1962, 64.....	2	3	3	0	0		



	Yrs. Won	Lost	CH	2D	3d%	4th	RR
<b>DARTMOUTH</b>							
Osborne "Ozzie" Cowles (Carleton 1922)							
1941RR, 42-2d, 43RR.....	3	4	3	0	1	0	2
Earl Brown (Notre Dame 1939) 1944-2d ..	1	2	1	0	1	0	0
Alvin "Doggie" Julian (Bucknell 1923)							
1956, 58RR, 59.....	3	4	3	0	0	0	1
TOTAL	7	10	7	0	2	0	3
<b>DAVIDSON</b>							
Charles "Lefty" Driesell (Duke 1954)							
1966, 68RR, 69RR.....	3	5	4	0	0	0	2
Terry Holland (Davidson 1964) 1970.....	1	0	1	0	0	0	0
Bobby Hussey (Appalachian St. 1962)							
1986.....	1	0	1	0	0	0	0
Bob McKillop (Hofstra 1972)							
1998, 2002, 06.....	3	0	3	0	0	0	0
TOTAL	8	5	9	0	0	0	2
<b>DAYTON</b>							
Tom Blackburn (Wilmington (Ohio) 1931)							
1952.....	1	1	1	0	0	0	0
Don Donoher (Dayton 1954) 1965, 66,							
67-2d, 69, 70, 74, 84RR, 85.....	8	11	10	0	1	0	1
Jim O'Brien (St. Joseph's 1974) 1990.....	1	1	1	0	0	0	0
Oliver Purnell (Old Dominion 1975) 2000,							
03.....	2	0	2	0	0	0	0
Brian Gregory (Oakland 1990) 2004.....	1	0	1	0	0	0	0
TOTAL	13	13	15	0	1	0	1
<b>DELAWARE</b>							
Steve Steinwedel (Mississippi St. 1975)							
1992, 93.....	2	0	2	0	0	0	0
Mike Brey (George Washington 1982)							
1998, 99.....	2	0	2	0	0	0	0
TOTAL	4	0	4	0	0	0	0
<b>DELAWARE ST.</b>							
Greg Jackson (St. Paul's 1982) 2005.....	1	0	1	0	0	0	0
TOTAL	1	0	1	0	0	0	0
<b>DePAUL*</b>							
Ray Meyer (Notre Dame 1938) 1943-							
T3d, 53, 56, 59, 60, 65, 76, 78RR,							
79-3d, 80, 81, 82, 84.....	13	14	16	0	0	2	1
Joey Meyer (DePaul 1971) 1985, 86*,							
87*, 88*, 89*, 91, 92.....	7	6	7	0	0	0	0
Pat Kennedy [King's (Pa.) 1976] 2000.....	1	0	1	0	0	0	0
Dave Leitao (Northeastern 1983) 2004.....	1	1	1	0	0	0	0
TOTAL	22	21	25	0	0	2	1
<b>DETROIT</b>							
Robert Calihan (Detroit 1940) 1962.....	1	0	1	0	0	0	0
Dick Vitale (Seton Hall 1962) 1977.....	1	1	1	0	0	0	0
Dave "Smokey" Gaines (LeMoyn-Owen							
1963) 1979.....	1	0	1	0	0	0	0
Perry Watson (Eastern Mich. 1972)							
1998, 99.....	2	2	2	0	0	0	0
TOTAL	5	3	5	0	0	0	0
<b>DRAKE</b>							
Maurice John (Central Mo. St. 1941)							
1969-3d, 70RR, 71RR.....	3	5	3	0	0	1	2
TOTAL	3	5	3	0	0	1	2
<b>DREXEL</b>							
Eddie Burke (La Salle 1967) 1986.....	1	0	1	0	0	0	0
Bill Herrion (Merrimack 1981) 1994, 95,							
96.....	3	1	3	0	0	0	0
TOTAL	4	1	4	0	0	0	0
<b>DUKE</b>							
Harold Bradley (Hartwick 1934) 1955.....	1	0	1	0	0	0	0
Vic Bubas (North Carolina St. 1951)							
1960RR, 63-3d, 64-2d, 66-3d.....	4	11	4	0	1	2	1
W.E. "Bill" Foster (Elizabethtown 1954)							
1978-2d, 79, 80RR.....	3	6	3	0	1	0	1
Mike Krzyzewski (Army 1969) 1984, 85,							
86-2d, 87, 88-T3d, 89-T3d, 90-2d, 91-CH,							
92-CH, 93, 94-2d, 96, 97, 98RR, 99-2d,							
2000, 01-CH, 02, 03, 04-T3d, 05, 06...	22	68	19	3	4	3	1
TOTAL	30	85	27	3	6	5	3
<b>DUQUESNE</b>							
Charles "Chick" Davies (Duquesne 1934)							
1940-T3d.....	1	1	1	0	0	1	0
Donald "Dudey" Moore (Duquesne 1934)							
1952RR.....	1	1	1	0	0	0	1
John "Red" Manning (Duquesne 1951)							
1969, 71.....	2	2	2	0	0	0	0
John Cinicola (Duquesne 1955) 1977.....	1	0	1	0	0	0	0
TOTAL	5	4	5	0	0	1	1
<b>EAST CARO.</b>							
Tom Quinn (Marshall 1954) 1972.....	1	0	1	0	0	0	0
Eddie Payne (Wake Forest 1973) 1993.....	1	0	1	0	0	0	0
TOTAL	2	0	2	0	0	0	0

	Yrs. Won	Lost	CH	2D	3d%	4th	RR
<b>EAST TENN. ST.</b>							
J. Madison Brooks (Louisiana Tech 1937)							
1968.....	1	1	2	0	0	0	0
Les Robinson (North Carolina St. 1964)							
1989, 90.....	2	0	2	0	0	0	0
Alan LeForce (Cumberland 1957) 1991,							
92.....	2	1	2	0	0	0	0
Ed DeChellis (Penn St. 1982) 2003.....	1	0	1	0	0	0	0
Murry Bartow (UAB 1985) 2004.....	1	0	1	0	0	0	0
TOTAL	7	2	8	0	0	0	0
<b>EASTERN ILL.</b>							
Rick Samuels (Chadron St. 1971) 1992,							
2001.....	2	0	2	0	0	0	0
TOTAL	2	0	2	0	0	0	0
<b>EASTERN KY.</b>							
Paul McBrayer (Kentucky 1930) 1953,							
59.....	2	0	2	0	0	0	0
Jim Boechold (Eastern Ky. 1952) 1965.....	1	0	1	0	0	0	0
Guy Strong (Eastern Ky. 1955) 1972.....	1	0	1	0	0	0	0
Ed Byhre [Augustana (S.D.) 1966] 1979...							
Travis Ford (Kentucky 1994) 2005.....	1	0	1	0	0	0	0
TOTAL	6	0	6	0	0	0	0
<b>EASTERN MICH.</b>							
Ben Braun (Wisconsin 1975) 1988, 91,							
96.....	3	3	3	0	0	0	0
Milton Barnes (Albion 1979) 1998.....	1	0	1	0	0	0	0
TOTAL	4	3	4	0	0	0	0
<b>EASTERN WASH.</b>							
Ray Giacoletti (Minot St. 1984) 2004.....	1	0	1	0	0	0	0
TOTAL	1	0	1	0	0	0	0
<b>EVANSVILLE</b>							
Dick Walters (Illinois St. 1969) 1982.....	1	0	1	0	0	0	0
Jim Crews (Indiana 1976) 1989, 92, 93,							
99.....	4	1	4	0	0	0	0
TOTAL	5	1	5	0	0	0	0
<b>FAIRFIELD</b>							
Mitch Buonaguro (Boston College 1975)							
1986, 87.....	2	0	2	0	0	0	0
Paul Cormier (New Hampshire 1973)							
1997.....	1	0	1	0	0	0	0
TOTAL	3	0	3	0	0	0	0
<b>FAIRLEIGH DICKINSON</b>							
Tom Green (Syracuse 1971) 1985, 88,							
98, 2005.....	4	0	4	0	0	0	0
TOTAL	4	0	4	0	0	0	0
<b>FLORIDA*</b>							
Norm Sloan (North Carolina St. 1951)							
1987*, 88*, 89.....	3	3	3	0	0	0	0
Lon Kruger (Kansas St. 1974) 1994-T3d,							
95.....	2	4	2	0	0	1	0
Billy Donovan (Providence 1987) 1999,							
2000-2d, 01, 02, 03, 04, 05, 06-CH....	8	16	7	1	1	0	0
TOTAL	13	23	12	1	1	1	0
<b>FLORIDA A&amp;M</b>							
Mickey Clayton (Florida A&M 1975)							
1999.....	1	0	1	0	0	0	0
Mike Gillespie (DePaul 1974) 2004.....	1	1	1	0	0	0	0
TOTAL	2	1	2	0	0	0	0
<b>FLA. ATLANTIC</b>							
Sydney Green (UNLV 1983), 2002.....	1	0	1	0	0	0	0
TOTAL	1	0	1	0	0	0	0
<b>FLORIDA INT'L</b>							
Bob Weltlich (Ohio St. 1967) 1995.....	1	0	1	0	0	0	0
TOTAL	1	0	1	0	0	0	0
<b>FLORIDA ST.</b>							
Hugh Durham (Florida St. 1959) 1968,							
72-2d, 78.....	3	4	3	0	1	0	0
Joe Williams (SMU 1956) 1980.....	1	1	1	0	0	0	0
Pat Kennedy [King's (Pa.) 1976] 1988,							
89, 91, 92, 93RR.....	5	6	5	0	0	0	1
Steve Robinson (Radford 1981) 1998.....	1	1	1	0	0	0	0
TOTAL	10	12	10	0	1	0	1
<b>FORDHAM</b>							
John Bach (Fordham 1948) 1953, 54.....	2	0	2	0	0	0	0
Richard "Digger" Phelps (Rider 1963)							
1971.....	1	2	1	0	0	0	0
Nick Macarchuk (Fairfield 1963) 1992.....	1	0	1	0	0	0	0
TOTAL	4	2	4	0	0	0	0

CHAMPIONSHIPS

	Yrs.	Won	Lost	CH	2D	3d%	4th	RR
<b>FRESNO ST.*</b>								
Boyd Grant (Colorado St. 1961) 1981, 82, 84.....	3	1	3	0	0	0	0	0
Jerry Tarkanian (Fresno St. 1956) 2000*, 01.....	2	1	2	0	0	0	0	0
TOTAL	5	2	5	0	0	0	0	0
<b>FURMAN</b>								
Joe Williams (SMU 1956)	5	1	6	0	0	0	0	0
1971, 73, 74, 75, 78.....								
Eddie Holbrook (Lenoir-Rhyne 1962) 1980.....	1	0	1	0	0	0	0	0
TOTAL	6	1	7	0	0	0	0	0
<b>GEORGE MASON</b>								
Ernie Nestor (Alderson-Broadus 1968) 1989.....	1	0	1	0	0	0	0	0
Jim Larranaga (Providence 1971) 1999, 2001, 06-T3d.....	3	4	3	0	0	1	0	0
TOTAL	4	4	4	0	0	1	0	0
<b>GEORGE WASHINGTON</b>								
Bill Reinhart (Oregon 1923) 1954, 61.....	2	0	2	0	0	0	0	0
Mike Jarvis (Northeastern 1968) 1993, 94, 96, 98.....	4	3	4	0	0	0	0	0
Tom Penders (Connecticut 1967) 1999.....	1	0	1	0	0	0	0	0
Karl Hobbs (Connecticut 1985) 2005, 06.....	2	1	2	0	0	0	0	0
TOTAL	9	4	9	0	0	0	0	0
<b>GEORGETOWN</b>								
Elmer Ripley (No college) 1943-2d.....	1	2	1	0	1	0	0	0
John Thompson (Providence 1964) 1975, 76, 79, 80RR, 81, 82-2d, 83, 84-CH, 85-2d, 86, 87RR, 88, 89RR, 90, 91, 92, 94, 95, 96RR, 97.....	20	34	19	1	2	0	0	4
Craig Esherick (Georgetown 1978) 2001.....	1	2	1	0	0	0	0	0
John Thompson III (Princeton 1988) 2006.....	1	2	1	0	0	0	0	0
TOTAL	23	40	22	1	3	0	0	4
<b>GEORGIA*</b>								
Hugh Durham (Florida St. 1959) 1983-T3d, 85*, 87, 90, 91.....	5	4	5	0	0	1	0	0
Tubby Smith (High Point 1973) 1996, 97.....	2	2	2	0	0	0	0	0
Jim Harrick (Charleston (W.V.) 1960) 2001, 02*.....	2	1	2	0	0	0	0	0
TOTAL	9	7	9	0	0	1	0	0
<b>GA. SOUTHERN</b>								
Frank Kerns (Alabama 1957) 1983, 87, 92.....	3	0	3	0	0	0	0	0
TOTAL	3	0	3	0	0	0	0	0
<b>GEORGIA ST.</b>								
Bob Reinhart (Indiana 1961) 1991.....	1	0	1	0	0	0	0	0
Charles "Lefty" Driesell (Duke 1954) 2001.....	1	1	1	0	0	0	0	0
TOTAL	2	1	2	0	0	0	0	0
<b>GEORGIA TECH</b>								
John "Whack" Hyder (Georgia Tech 1937) 1960RR.....	1	1	1	0	0	0	0	1
Bobby Cremins (South Carolina 1970) 1985RR, 86, 87, 88, 89, 90-T3d, 91, 92, 93, 96.....	10	15	10	0	0	1	0	1
Paul Hewitt (St. John Fisher 1985) 2001, 04-2d, 05.....	3	5	3	0	1	0	0	0
TOTAL	14	21	14	0	1	1	0	2
<b>GONZAGA</b>								
Dan Fitzgerald (Cal St. L.A. 1965) 1995.....	1	0	1	0	0	0	0	0
Dan Monson (Idaho 1985) 1999RR.....	1	3	1	0	0	0	0	1
Mark Few (Oregon 1987) 2000, 01, 02, 03, 04, 05, 06.....	7	9	7	0	0	0	0	0
TOTAL	9	12	9	0	0	0	0	1
<b>HAMPTON</b>								
Steve Merfeld (Wis.-La Crosse 1984) 2001, 02.....	2	1	2	0	0	0	0	0
Bobby Collins (Eastern Ky. 1991) 2006.....	1	0	1	0	0	0	0	0
TOTAL	3	1	3	0	0	0	0	0
<b>HARDIN-SIMMONS</b>								
Bill Scott (Hardin-Simmons 1947) 1953, 57.....	2	0	2	0	0	0	0	0
TOTAL	2	0	2	0	0	0	0	0
<b>HARVARD</b>								
Floyd Stahl (Illinois 1926) 1946RR.....	1	0	2	0	0	0	0	1
TOTAL	1	0	2	0	0	0	0	1
<b>HAWAII</b>								
Ephraim "Red" Rocha (Oregon St. 1950) 1972.....	1	0	1	0	0	0	0	0
Riley Wallace [Centenary (La.) 1964] 1994, 2001, 02.....	3	0	3	0	0	0	0	0
TOTAL	4	0	4	0	0	0	0	0
<b>HOFSTRA</b>								
Roger Gaekler (Gettysburg 1965) 1976, 77.....	2	0	2	0	0	0	0	0
Jay Wright (Bucknell 1983) 2000, 01.....	2	0	2	0	0	0	0	0
TOTAL	4	0	4	0	0	0	0	0

	Yrs.	Won	Lost	CH	2D	3d%	4th	RR
<b>HOLY CROSS</b>								
Alvin "Doggie" Julian (Bucknell 1923) 1947-CH, 48-3d.....	2	5	1	1	0	1	0	0
Lester "Buster" Sheary (Catholic 1933) 1950RR, 53RR.....	2	2	3	0	0	0	0	2
Roy Leenig [Trinity (Conn.) 1942] 1956.....	1	0	1	0	0	0	0	0
George Blaney (Holy Cross 1961) 1977, 80, 93.....	3	0	3	0	0	0	0	0
Ralph Willard (Holy Cross 1967) 2001, 02, 03.....	3	0	3	0	0	0	0	0
TOTAL	11	7	11	1	0	1	0	2
<b>HOUSTON</b>								
Alden Pasche (Rice 1932) 1956.....	1	0	2	0	0	0	0	0
Guy Lewis (Houston 1947) 1961, 65, 66, 67-3d, 68-4th, 70, 71, 72, 73, 78, 81, 82-T3d, 83-2d, 84-2d.....	14	26	18	0	2	2	1	0
Pat Foster (Arkansas 1961) 1987, 90, 92.....	3	0	3	0	0	0	0	0
TOTAL	18	26	23	0	2	2	1	0
<b>HOUSTON BAPTIST</b>								
Gene Iba (Tulsa 1963) 1984.....	1	0	1	0	0	0	0	0
TOTAL	1	0	1	0	0	0	0	0
<b>HOWARD</b>								
A.B. Williamson (N.C. A&T 1968) 1981.....	1	0	1	0	0	0	0	0
Alfred "Butch" Beard (Louisville 1972) 1992.....	1	0	1	0	0	0	0	0
TOTAL	2	0	2	0	0	0	0	0
<b>IDAHO</b>								
Don Manson (Idaho 1955) 1981, 82.....	2	1	2	0	0	0	0	0
Kermit Davis Jr. (Mississippi St. 1982) 1989, 90.....	2	0	2	0	0	0	0	0
TOTAL	4	1	4	0	0	0	0	0
<b>IDAHO ST.</b>								
Steve Belko (Idaho 1939) 1953, 54, 55, 56.....	4	2	4	0	0	0	0	0
John Grayson (Oklahoma 1938) 1957, 58, 59.....	3	4	5	0	0	0	0	0
John Evans (Idaho 1948) 1960.....	1	0	1	0	0	0	0	0
Jim Killingsworth (Northeastern Okla. St. 1948) 1974, 77RR.....	2	2	2	0	0	0	0	1
Jim Boutin (Lewis & Clark 1964) 1987.....	1	0	1	0	0	0	0	0
TOTAL	11	8	13	0	0	0	0	1
<b>ILLINOIS</b>								
Doug Mills (Illinois 1930) 1942RR.....	1	0	2	0	0	0	0	1
Harry Combes (Illinois 1937) 1949-3d, 51-3d, 52-3d, 63RR.....	4	9	4	0	0	3	0	1
Lou Henson (New Mexico St. 1955) 1981, 83, 84RR, 85, 86, 87, 88, 89-T3d, 90, 93, 94, 95.....	12	12	12	0	0	1	0	1
Lon Kruger (Kansas St. 1974) 1997, 98 2000.....	3	3	3	0	0	0	0	0
Bill Self (Oklahoma St. 1985) 2001RR, 02, 03.....	3	6	3	0	0	0	0	1
Bruce Weber (Wis.-Milwaukee 1978) 2004, 05-2d, 06.....	3	8	3	0	1	0	0	0
TOTAL	26	38	27	0	1	4	0	4
<b>ILLINOIS ST.</b>								
Bob Donewald (Hanover 1964) 1983, 84, 85.....	3	2	3	0	0	0	0	0
Bob Bender (Duke 1980) 1990.....	1	0	1	0	0	0	0	0
Kevin Stallings (Purdue 1982) 1997, 98.....	2	1	2	0	0	0	0	0
TOTAL	6	3	6	0	0	0	0	0
<b>ILL.-CHICAGO</b>								
Jimmy Collins (New Mexico St. 1970) 1998, 2002, 04.....	3	0	3	0	0	0	0	0
TOTAL	3	0	3	0	0	0	0	0
<b>INDIANA</b>								
Branch McCracken (Indiana 1930) 1940-CH, 53-CH, 54, 58.....	4	9	2	2	0	0	0	0
Lou Watson (Indiana 1950) 1967.....	1	1	1	0	0	0	0	0
Bob Knight (Ohio St. 1962) 1973-3d, 75RR, 76-CH, 78, 80, 81-CH, 82, 83, 84RR, 86, 87-CH, 88, 89, 90, 91, 92-T3d, 93RR, 94, 95, 96, 97, 98, 99, 2000.....	24	42	21	3	0	2	0	3
Mike Davis (Alabama 1983) 2001, 02-2d, 03, 06.....	4	7	4	0	1	0	0	0
TOTAL	33	59	28	5	1	2	0	3
<b>IUPUI</b>								
Ron Hunter [Miami (Ohio) 1986] 2003.....	1	0	1	0	0	0	0	0
TOTAL	1	0	1	0	0	0	0	0
<b>INDIANA ST.</b>								
Bill Hodges (Marian 1970) 1979-2d.....	1	4	1	0	1	0	0	0
Royce Waltman (Slippery Rock 1964) 2000, 01.....	2	1	2	0	0	0	0	0
TOTAL	3	5	3	0	1	0	0	0
<b>IONA*</b>								
Jim Valvano (Rutgers 1967) 1979, 80*.....	2	1	2	0	0	0	0	0
Pat Kennedy [King's (Pa.) 1976] 1984, 85.....	2	0	2	0	0	0	0	0

	Yrs. Won	Lost	CH	2D	3d%	4th	RR
Tim Welsh (Potsdam St. 1984) 1998 .....	1	0	1	0	0	0	0
Jeff Ruland (Iona 1991) 2000, 01, 06 .....	3	0	3	0	0	0	0
<b>TOTAL</b>	<b>8</b>	<b>1</b>	<b>8</b>	<b>0</b>	<b>0</b>	<b>0</b>	<b>0</b>
<b>IOWA</b>							
Frank "Bucky" O'Connor (Drake 1938) 1955-4th, 56-2d .....	2	5	3	0	1	0	1
Ralph Miller (Kansas 1942) 1970 .....	1	1	1	0	0	0	0
Lute Olson (Augsburg 1957) 1979, 80-4th, 81, 82, 83 .....	5	7	6	0	0	0	1
George Raveling (Villanova 1960) 1985, 86 .....	2	0	2	0	0	0	0
Tom Davis (Wis.-Platteville 1960) 1987RR, 88, 89, 91, 92, 93, 96, 97, 99 .....	9	13	9	0	0	0	1
Steve Alford (Indiana 1987) 2001, 05, 06 .....	3	1	3	0	0	0	0
<b>TOTAL</b>	<b>22</b>	<b>27</b>	<b>24</b>	<b>0</b>	<b>1</b>	<b>0</b>	<b>2</b>
<b>IOWA ST.</b>							
Louis Menze (Central Mo. St. 1928) 1944-T3d .....	1	1	1	0	0	1	0
Johnny Orr (Beloit 1949) 1985, 86, 88, 89, 92, 93 .....	6	3	6	0	0	0	0
Tim Floyd (Louisiana Tech 1977) 1995, 96, 97 .....	3	4	3	0	0	0	0
Larry Eustachy (Long Beach St. 1979) 2000RR, 01 .....	2	3	2	0	0	0	1
Wayne Morgan (St. Lawrence 1973) 2005..	1	1	1	0	0	0	0
<b>TOTAL</b>	<b>13</b>	<b>12</b>	<b>13</b>	<b>0</b>	<b>0</b>	<b>1</b>	<b>0</b>
<b>JACKSON ST.</b>							
Andy Stoglin (UTEP 1965) 1997, 2000 ....	2	0	2	0	0	0	0
<b>TOTAL</b>	<b>2</b>	<b>0</b>	<b>2</b>	<b>0</b>	<b>0</b>	<b>0</b>	<b>0</b>
<b>JACKSONVILLE</b>							
Joe Williams (SMU 1956) 1970-2d .....	1	4	1	0	1	0	0
Tom Wasdin (Florida 1957) 1971, 73 .....	2	0	2	0	0	0	0
Tates Locke (Ohio Wesleyan 1959) 1979 ..	1	0	1	0	0	0	0
Bob Wenzel (Rutgers 1971) 1986 .....	1	0	1	0	0	0	0
<b>TOTAL</b>	<b>5</b>	<b>4</b>	<b>5</b>	<b>0</b>	<b>1</b>	<b>0</b>	<b>0</b>
<b>JAMES MADISON</b>							
Lou Campanelli (Montclair St. 1960) 1981, 82, 83 .....	3	3	3	0	0	0	0
Charles "Lefty" Driesell (Duke 1954) 1994 .....	1	0	1	0	0	0	0
<b>TOTAL</b>	<b>4</b>	<b>3</b>	<b>4</b>	<b>0</b>	<b>0</b>	<b>0</b>	<b>0</b>
<b>KANSAS</b>							
Forrest C. "Phog" Allen (Kansas 1906) 1940-2d, 42RR, 52-CH, 53-2d .....	4	10	3	1	2	0	1
Dick Harp (Kansas 1940) 1957-2d, 60RR ...	2	4	2	0	1	0	1
Ted Owens (Oklahoma 1951) 1966RR, 67, 71-4th, 74-4th, 75, 78, 81 .....	7	8	9	0	0	0	2
Larry Brown (North Carolina 1963) 1984, 85, 86-T3d, 87, 88-CH .....	5	14	4	1	0	1	0
Roy Williams (North Carolina 1972) 1990, 91-2d, 92, 93-T3d, 94, 95, 96RR, 97, 98, 99, 2000, 01, 02-T3d, 03-2d .....	14	34	14	0	2	2	1
Bill Self (Oklahoma St. 1985) 2004RR, 05, 06 .....	3	3	3	0	0	0	1
<b>TOTAL</b>	<b>35</b>	<b>73</b>	<b>35</b>	<b>2</b>	<b>5</b>	<b>3</b>	<b>5</b>
<b>KANSAS ST.</b>							
Jack Gardner (Southern California 1932) 1948-4th, 51-2d .....	2	4	3	0	1	0	1
Fred "Tex" Winter (Southern California 1947) 1956, 58-4th, 59RR, 61RR, 64- 4th, 68 .....	6	7	9	0	0	2	2
Lowell "Cotton" Fitzsimmons (Midwestern St. 1955) 1970 .....	1	1	1	0	0	0	0
Jack Hartman (Oklahoma St. 1949) 1972RR, 73RR, 75RR, 77, 80, 81RR, 82..	7	11	7	0	0	0	4
Lon Kruger (Kansas St. 1974) 1987, 88RR, 89, 90 .....	4	4	4	0	0	0	1
Dana Altman (Eastern N.M. 1980) 1993 ..	1	0	1	0	0	0	0
Tom Asbury (Wyoming 1967) 1996 .....	1	0	1	0	0	0	0
<b>TOTAL</b>	<b>22</b>	<b>27</b>	<b>26</b>	<b>0</b>	<b>1</b>	<b>0</b>	<b>3</b>
<b>KENT ST.</b>							
Gary Waters (Ferris St. 1975) 1999, 2001 ..	2	1	2	0	0	0	0
Stan Heath (Eastern Mich. 1988) 2002RR ...	1	3	1	0	0	0	1
Jim Christian (Rhode Island 1988) 2006 ....	1	0	1	0	0	0	0
<b>TOTAL</b>	<b>4</b>	<b>4</b>	<b>4</b>	<b>0</b>	<b>0</b>	<b>0</b>	<b>1</b>

	Yrs. Won	Lost	CH	2D	3d%	4th	RR
<b>KENTUCKY*</b>							
Adolph Rupp (Kansas 1923) 1942-T3d, 45RR, 48-CH, 49-CH, 51-CH, 52RR, 55, 56RR, 57RR, 58-CH, 59, 61RR, 62RR, 64, 66-2d, 68RR, 69, 70RR, 71, 72RR .....	20	30	18	4	1	1	0
Joe B. Hall (Sewanee 1951) 1973RR, 75-2d, 77RR, 78-CH, 80, 81, 82, 83RR, 84-T3d, 85 .....	10	20	9	1	1	1	0
Eddie Sutton (Oklahoma St. 1958) 1986RR, 87, 88* .....	3	5	3	0	0	0	1
Rick Pitino (Massachusetts 1974) 1992RR, 93-T3d, 94, 95RR 96-CH, 97-2d .....	6	22	5	1	1	1	0
Tubby Smith (High Point 1973) 1998-CH, 99RR, 2000, 01, 02, 03RR, 04, 05RR, 06 .....	9	22	8	1	0	0	3
<b>TOTAL</b>	<b>48</b>	<b>99</b>	<b>43</b>	<b>7</b>	<b>3</b>	<b>3</b>	<b>0</b>
<b>LA SALLE</b>							
Ken Loeffler (Penn St. 1924) 1954-CH, 55-2d .....	2	9	1	1	1	0	0
Jim Harding (Iowa 1949) 1968 .....	1	0	1	0	0	0	0
Paul Westhead (St. Joseph's 1961) 1975, 78 .....	2	0	2	0	0	0	0
Dave "Lefty" Ervin (La Salle 1968) 1980, 83 .....	2	1	2	0	0	0	0
Bill "Speedy" Morris (St. Joseph's 1973) 1988, 89, 90, 92 .....	4	1	4	0	0	0	0
<b>TOTAL</b>	<b>11</b>	<b>11</b>	<b>10</b>	<b>1</b>	<b>1</b>	<b>0</b>	<b>0</b>
<b>LAFAYETTE</b>							
George Davidson (Lafayette 1951) 1957 ..	1	0	2	0	0	0	0
Fran O'Hanlon (Villanova 1970) 1999, 2000 .....	2	0	2	0	0	0	0
<b>TOTAL</b>	<b>3</b>	<b>0</b>	<b>4</b>	<b>0</b>	<b>0</b>	<b>0</b>	<b>0</b>
<b>LAMAR</b>							
Billy Tubbs (Lamar 1958) 1979, 80 .....	2	3	2	0	0	0	0
Pat Foster (Arkansas 1961) 1981, 83 .....	2	2	2	0	0	0	0
Mike Deane (Potsdam St. 1974) 2000 .....	1	0	1	0	0	0	0
<b>TOTAL</b>	<b>5</b>	<b>5</b>	<b>5</b>	<b>0</b>	<b>0</b>	<b>0</b>	<b>0</b>
<b>LEBANON VALLEY</b>							
George "Rinso" Marquette (Lebanon Valley 1948) 1953 .....	1	1	2	0	0	0	0
<b>TOTAL</b>	<b>1</b>	<b>1</b>	<b>2</b>	<b>0</b>	<b>0</b>	<b>0</b>	<b>0</b>
<b>LEHIGH</b>							
Tom Schneider (Bucknell 1969) 1985 .....	1	0	1	0	0	0	0
Fran McCaffery (Penn 1982) 1988 .....	1	0	1	0	0	0	0
Billy Taylor (Notre Dame 1995) 2004 .....	1	0	1	0	0	0	0
<b>TOTAL</b>	<b>3</b>	<b>0</b>	<b>3</b>	<b>0</b>	<b>0</b>	<b>0</b>	<b>0</b>
<b>LIBERTY</b>							
Jeff Meyer (Taylor 1976) 1994 .....	1	0	1	0	0	0	0
Randy Dunton [Baptist Bible (Mo.) 1984] 2004 .....	1	0	1	0	0	0	0
<b>TOTAL</b>	<b>2</b>	<b>0</b>	<b>2</b>	<b>0</b>	<b>0</b>	<b>0</b>	<b>0</b>
<b>LONG BEACH ST.*</b>							
Jerry Tarkanian (Fresno St. 1956) 1970, 71RR*, 72RR*, 73* .....	4	7	5	0	0	0	2
Dwight Jones (Pepperdine 1965) 1977 .....	1	0	1	0	0	0	0
Seth Greenberg (Fairleigh Dickinson 1978) 1993, 95 .....	2	0	2	0	0	0	0
<b>TOTAL</b>	<b>7</b>	<b>7</b>	<b>8</b>	<b>0</b>	<b>0</b>	<b>0</b>	<b>2</b>
<b>LONG ISLAND</b>							
Paul Lizzo (Northwest Mo. St. 1963) 1981, 84 .....	2	0	2	0	0	0	0
Ray Haskins (Shaw 1972) 1997 .....	1	0	1	0	0	0	0
<b>TOTAL</b>	<b>3</b>	<b>0</b>	<b>3</b>	<b>0</b>	<b>0</b>	<b>0</b>	<b>0</b>
<b>LA.-LAFAYETTE*</b>							
Beryl Shipley (Delta St. 1951) 1972*, 73* ..	2	3	3	0	0	0	0
Bobby Paschal (Stetson 1964) 1982, 83 ...	2	0	2	0	0	0	0
Mary Fletcher (Maryland 1973) 1992, 94 ..	2	1	2	0	0	0	0
Jessie Evans (Eastern Mich. 1972) 2000, 04..	2	0	2	0	0	0	0
Robert Lee (Nicholls St. 1991) 2005 .....	1	0	1	0	0	0	0
<b>TOTAL</b>	<b>9</b>	<b>4</b>	<b>10</b>	<b>0</b>	<b>0</b>	<b>0</b>	<b>0</b>
<b>LA.-MONROE</b>							
Mike Vining (La.-Monroe 1967) 1982, 86, 90, 91, 92, 93, 96 .....	7	0	7	0	0	0	0
<b>TOTAL</b>	<b>7</b>	<b>0</b>	<b>7</b>	<b>0</b>	<b>0</b>	<b>0</b>	<b>0</b>
<b>LSU</b>							
Harry Rabenhorst (Wake Forest 1921) 1953-4th, 54 .....	2	2	4	0	0	0	1
Dale Brown (Minot St. 1957) 1979, 80RR, 81-4th, 84, 85, 86-T3d, 87RR, 88, 89, 90, 91, 92, 93 .....	13	15	14	0	0	1	1
John Brady (Belhaven 1976) 2000, 03, 05, 06-T3d .....	4	6	4	0	0	1	0
<b>TOTAL</b>	<b>19</b>	<b>24</b>	<b>22</b>	<b>0</b>	<b>0</b>	<b>2</b>	<b>2</b>

	Yrs. Won	Lost	CH	2D	3d%	4th	RR
<b>LOUISIANA TECH</b>							
Andy Russo (Lake Forest 1970) 1984, 85.....	2	3	2	0	0	0	0
Tommy Joe Eagles (Louisiana Tech 1971) 1987, 89.....	2	1	2	0	0	0	0
Jerry Loyd (LeTourneau 1976) 1991.....	1	0	1	0	0	0	0
TOTAL	5	4	5	0	0	0	0
<b>LOUISVILLE</b>							
Bernard "Peck" Hickman (Western Ky. 1935) 1951, 59-4th, 61, 64, 67.....	5	5	7	0	0	0	1
John Dromo (John Carroll 1939) 1968.....	1	1	1	0	0	0	0
Denny Crum (UCLA 1959) 1972-4th, 74, 75-3d, 77, 78, 79, 80-CH, 81, 82-T3d, 83-T3d, 84, 86-CH, 88, 89, 90, 92, 93, 94, 95, 96, 97RR, 99, 2000.....	23	42	23	2	0	3	1
Rick Pitino (Massachusetts 1974) 2003, 04, 05-T3d.....	3	5	3	0	0	1	0
TOTAL	32	53	34	2	0	4	2
<b>LOYOLA MARYMOUNT*</b>							
William Donovan (Loyola Marymount 1950) 1961.....	1	1	1	0	0	0	0
Ron Jacobs (Southern California 1964) 1980*.....	1	0	1	0	0	0	0
Paul Westhead (St. Joseph's 1961) 1988, 89, 90RR.....	3	4	3	0	0	0	1
TOTAL	5	5	5	0	0	0	1
<b>LOYOLA (ILL.)</b>							
George Ireland (Notre Dame 1936) 1963-CH, 64, 66, 68.....	4	7	3	1	0	0	0
Gene Sullivan (Notre Dame 1953) 1985.....	1	2	1	0	0	0	0
TOTAL	5	9	4	1	0	0	0
<b>LOYOLA (LA.)</b>							
Jim McCafferty [Loyola (La.) 1942] 1954, 57.....	2	0	2	0	0	0	0
Jim Harding (Iowa 1949) 1958.....	1	0	1	0	0	0	0
TOTAL	3	0	3	0	0	0	0
<b>LOYOLA (MD.)</b>							
Skip Prosser (Merchant Marine 1972) 1994.....	1	0	1	0	0	0	0
TOTAL	1	0	1	0	0	0	0
<b>MANHATTAN</b>							
Ken Norton (Long Island 1939) 1956, 58....	2	1	3	0	0	0	0
Fran Frascilla (Brooklyn 1980) 1993, 95....	2	1	2	0	0	0	0
Bobby Gonzalez (Buffalo St. 1986) 2003, 04.....	2	1	2	0	0	0	0
TOTAL	6	3	7	0	0	0	0
<b>MARIST</b>							
Matt Furjanic (Point Park 1973) 1986.....	1	0	1	0	0	0	0
Dave Magarity [St. Francis (Pa.) 1974] 1987.....	1	0	1	0	0	0	0
TOTAL	2	0	2	0	0	0	0
<b>MARQUETTE</b>							
Jack Nagle (Marquette 1940) 1955RR.....	1	2	1	0	0	0	1
Eddie Hickey (Creighton 1927) 1959, 61..	2	1	3	0	0	0	0
Al McGuire [St. John's (N.Y.) 1951] 1968, 69RR, 71, 72, 73, 74-2d, 75, 76RR, 77-CH.....	9	20	9	1	1	0	2
Hank Raymonds (St. Louis 1948) 1978, 79, 80, 82, 83.....	5	2	5	0	0	0	0
Kevin O'Neill (McGill 1979) 1993, 94.....	2	2	2	0	0	0	0
Mike Deane (Potsdam St. 1974) 1996, 97	2	1	2	0	0	0	0
Tom Crean (Central Mich. 1989) 2002, 03-T3d, 06.....	3	4	3	0	0	1	0
TOTAL	24	32	25	1	1	1	3
<b>MARSHALL*</b>							
Jule Rivlin (Marshall 1940) 1956.....	1	0	1	0	0	0	0
Carl Tacy (Davis & Elkins 1956) 1972.....	1	0	1	0	0	0	0
Rick Huckabay (Louisiana Tech 1967) 1984, 85, 87*.....	3	0	3	0	0	0	0
TOTAL	5	0	5	0	0	0	0
<b>MARYLAND*</b>							
H.A. "Bud" Millikan (Oklahoma St. 1942) 1958.....	1	2	1	0	0	0	0
Charles "Lefty" Driesell (Duke 1954) 1973RR, 75RR, 80, 81, 83, 84, 85, 86....	8	10	8	0	0	0	2
Bob Wade (Morgan St. 1967) 1988*.....	1	1	1	0	0	0	0
Gary Williams (Maryland 1967) 1994, 95, 96, 97, 98, 99, 2000, 01-T3d, 02-CH, 03, 04.....	11	22	10	1	0	1	0
TOTAL	21	35	20	1	0	1	2
<b>MASSACHUSETTS*</b>							
Matt Zunic (George Washington 1942) 1962.....	1	0	1	0	0	0	0
John Calipari (Clarion 1982) 1992, 93, 94, 95RR, 96-T3d*.....	5	11	5	0	0	1	0
James Flint (St. Joseph's 1987) 1997, 98....	2	0	2	0	0	0	0
TOTAL	8	11	8	0	0	1	0

	Yrs. Won	Lost	CH	2D	3d%	4th	RR
<b>McNEESE ST.</b>							
Steve Welch (Southeastern La. 1971) 1989.....	1	0	1	0	0	0	0
Tic Price (Virginia Tech 1979) 2002.....	1	0	1	0	0	0	0
TOTAL	2	0	2	0	0	0	0
<b>MEMPHIS*</b>							
Eugene Lambert (Arkansas 1929) 1955, 56.....	2	0	2	0	0	0	0
Bob Vanatta (Central Methodist 1945) 1962	1	0	1	0	0	0	0
Gene Bartow (Truman 1953) 1973-2d.....	1	3	1	0	1	0	0
Wayne Yates (Memphis 1961) 1976.....	1	0	1	0	0	0	0
Dana Kirk (Marshall 1960) 1982*, 83*, 84*, 85-T3d*, 86*.....	5	9	5	0	0	1	0
Larry Finch (Memphis 1973) 1988, 89, 92RR, 93, 95, 96.....	6	6	6	0	0	0	1
John Calipari (Clarion 1982) 2003, 04, 06RR.....	3	4	3	0	0	0	1
TOTAL	19	22	19	0	1	1	2
<b>MERCER</b>							
Bill Bibb (Ky. Wesleyan 1957) 1981, 85....	2	0	2	0	0	0	0
TOTAL	2	0	2	0	0	0	0
<b>MIAMI (FLA.)</b>							
Bruce Hale (Santa Clara 1941) 1960.....	1	0	1	0	0	0	0
Leonard Hamilton (Tenn.-Martin 1971) 1998, 99, 2000, 02.....	4	3	4	0	0	0	0
TOTAL	5	3	5	0	0	0	0
<b>MIAMI (OHIO)</b>							
Bill Rohr (Ohio Wesleyan 1940) 1953, 55, 57.....	3	0	3	0	0	0	0
Dick Shrider (Ohio 1948) 1958, 66.....	2	1	3	0	0	0	0
Tates Locke (Ohio Wesleyan 1959) 1969..	1	1	2	0	0	0	0
Darrell Hedric [Miami (Ohio) 1955] 1971, 73, 78, 84.....	4	1	4	0	0	0	0
Jerry Pearson [Miami (Ohio) 1966] 1985, 86.....	2	0	2	0	0	0	0
Joby Wright (Indiana 1972) 1992.....	1	0	1	0	0	0	0
Herb Sendek (Carnegie Mellon 1985) 1995.....	1	1	1	0	0	0	0
Charlie Coles [Miami (Ohio) 1965] 1997, 99.....	2	2	2	0	0	0	0
TOTAL	16	6	18	0	0	0	0
<b>MICHIGAN#*</b>							
Osborne "Ozzie" Cowles (Carleton 1922) 1948RR.....	1	1	1	0	0	0	1
Dave Strack (Michigan 1946) 1964-3d, 65-2d, 66RR.....	3	7	3	0	1	1	1
Johnny Orr (Beloit 1949) 1974RR, 75, 76-2d, 77RR.....	4	7	4	0	1	0	2
Bill Frieder (Michigan 1964) 1985, 86, 87, 88.....	4	5	4	0	0	0	0
Steve Fisher (Illinois St. 1967) 1989-CH, 90, 92-2d* 93-2d*, 94RR, 95, 96*.....	7	20	6	1	2	0	1
Brian Ellerbe (Rutgers 1985) 1998*.....	1	1	1	0	0	0	0
TOTAL	20	41	19	1	4	1	5
<b>MICHIGAN ST.</b>							
Forrest "Forddy" Anderson (Stanford 1942) 1957-4th, 59RR.....	2	3	3	0	0	0	1
George "Jud" Heathcote (Washington St. 1950) 1978RR, 79-CH, 85, 86, 90, 91, 92, 94, 95.....	9	14	8	1	0	0	1
Tom Izzo (Northern Mich. 1977) 1998, 99-T3d, 2000-CH, 01-T3d, 02, 03RR, 04, 05-T3d, 06.....	9	23	8	1	0	3	1
TOTAL	20	40	19	2	0	3	3
<b>MIDDLE TENN.</b>							
Jimmy Earle (Middle Tenn. 1959) 1975, 77.....	2	0	2	0	0	0	0
Stan Simpson (Ga. Southern 1961) 1982..	1	1	1	0	0	0	0
Bruce Stewart (Jacksonville St. 1975) 1985, 87, 89.....	3	1	3	0	0	0	0
TOTAL	6	2	6	0	0	0	0
<b>MINNESOTA*</b>							
Bill Musselman (Wittenberg 1961) 1972* ...	1	1	1	0	0	0	0
Jim Dutcher (Michigan 1955) 1982.....	1	1	1	0	0	0	0
Clem Haskins (Western Ky. 1967) 1989, 90RR, 94*, 95*, 97-T3d*, 99.....	6	10	6	0	0	1	1
Dan Monson (Idaho 1985) 2005.....	1	0	1	0	0	0	0
TOTAL	9	12	9	0	0	1	1
<b>MISSISSIPPI</b>							
Bob Weltlich (Ohio St. 1967) 1981.....	1	0	1	0	0	0	0
Rob Evans (New Mexico St. 1968) 1997, 98.....	2	0	2	0	0	0	0
Rod Barnes (Mississippi 1988) 1999, 2001, 02.....	3	3	3	0	0	0	0
TOTAL	6	3	6	0	0	0	0



	Yrs. Won	Lost	CH	2D	3d%	4th	RR
<b>MISSISSIPPI ST.</b>							
James "Babe" McCarthy (Mississippi St. 1949) 1963.....	1	1	1	0	0	0	0
Richard Williams (Mississippi St. 1967) 1991, 95, 96-T3d.....	3	6	3	0	1	0	0
Rick Stansbury (Campbellsville 1982) 2002, 03, 04, 05.....	4	3	4	0	0	0	0
TOTAL	8	10	8	0	1	0	0
<b>MISSISSIPPI VAL.</b>							
Lafayette Stribling (Miss. Industrial 1957) 1986, 92, 96.....	3	0	3	0	0	0	0
TOTAL	3	0	3	0	0	0	0
<b>MISSOURI#*</b>							
George Edwards (Missouri 1913) 1944RR.....	1	1	1	0	0	0	1
Norm Stewart (Missouri 1956) 1976RR, 78, 80, 81, 82 83, 86, 87, 88, 89, 90, 92, 93, 94RR* 95, 99.....	16	12	16	0	0	0	2
Quin Snyder (Duke 1989) 2000, 01, 02RR, 03.....	4	5	4	0	0	0	1
TOTAL	21	18	21	0	0	0	4
<b>MISSOURI ST.</b>							
Charlie Spoonhour (School of Ozarks 1961) 1987, 88, 89, 90, 92.....	5	1	5	0	0	0	0
Steve Alford (Indiana 1987) 1999.....	1	2	1	0	0	0	0
TOTAL	6	3	6	0	0	0	0
<b>MONMOUTH</b>							
Wayne Szoke (Maryland 1963) 1996.....	1	0	1	0	0	0	0
Dave Calloway [Monmouth 1991] 2001, 04, 06.....	3	1	3	0	0	0	0
TOTAL	4	1	4	0	0	0	0
<b>MONTANA</b>							
George "Jud" Heathcote (Washington St. 1950) 1975.....	1	1	2	0	0	0	0
Stew Morrill (Gonzaga 1974) 1991.....	1	0	1	0	0	0	0
Blaine Taylor (Montana 1982) 1992, 97... ..	2	0	2	0	0	0	0
Don Holst (Northern Mont. 1975) 2002....	1	0	1	0	0	0	0
Larry Krystkowiak (Montana 1996) 2005, 06.....	2	1	2	0	0	0	0
TOTAL	7	2	8	0	0	0	0
<b>MONTANA ST.</b>							
John Breeden (Montana St. 1929) 1951....	1	0	1	0	0	0	0
Stu Starner (Minn.-Morris 1965) 1986.....	1	0	1	0	0	0	0
Mike Durham (Montana St. 1979) 1996... ..	1	0	1	0	0	0	0
TOTAL	3	0	3	0	0	0	0
<b>MOREHEAD ST.</b>							
Robert Laughlin (Morehead St. 1937) 1956, 57, 61.....	3	3	4	0	0	0	0
Wayne Martin (Morehead St. 1968) 1983, 84.....	2	1	2	0	0	0	0
TOTAL	5	4	6	0	0	0	0
<b>MT. ST. MARY'S</b>							
James Phelan (La Salle 1951) 1995, 99....	2	0	2	0	0	0	0
TOTAL	2	0	2	0	0	0	0
<b>MURRAY ST.</b>							
Cal Luther (Valparaiso 1951) 1964, 69....	2	0	2	0	0	0	0
Steve Newton (Indiana St. 1963) 1988, 90, 91.....	3	1	3	0	0	0	0
Scott Edgar (Pitt.-Johnstown 1978) 1992, 95.....	2	0	2	0	0	0	0
Mark Gottfried (Alabama 1987) 1997, 98.....	2	0	2	0	0	0	0
Tevester Anderson (Ark.-Pine Bluff 1962) 1999, 2002.....	2	0	2	0	0	0	0
Mick Cronin (Cincinnati 1997) 2004, 06... ..	2	0	2	0	0	0	0
TOTAL	13	1	13	0	0	0	0
<b>NAVY</b>							
Ben Carnevale (New York U. 1938) 1947RR, 53, 54RR, 59, 60.....	5	4	6	0	0	0	2
Paul Evans (Ithaca 1967) 1985, 86RR.....	2	4	2	0	0	0	1
Pete Herrmann (Geneseo St. 1970) 1987... ..	1	0	1	0	0	0	0
Don DeVoe (Ohio St. 1964) 1994, 97, 98... ..	3	0	3	0	0	0	0
TOTAL	11	8	12	0	0	0	3
<b>NEBRASKA</b>							
Moe Iba (Oklahoma St. 1962) 1986.....	1	0	1	0	0	0	0
Danny Nee (St. Marys of the Plains 1971) 1991, 92, 93, 94, 98.....	5	0	5	0	0	0	0
TOTAL	6	0	6	0	0	0	0
<b>NEVADA</b>							
Sonny Allen (Marshall 1959) 1984, 85....	2	0	2	0	0	0	0
Trent Johnson (Boise St. 1983) 2004.....	1	2	1	0	0	0	0
Mark Fox (Eastern N.M. 1991) 2005, 06... ..	2	1	2	0	0	0	0
TOTAL	5	3	5	0	0	0	0

	Yrs. Won	Lost	CH	2D	3d%	4th	RR
<b>UNLV</b>							
Jerry Tarkanian (Fresno St. 1956) 1975, 76, 77-3d, 83, 84, 85, 86, 87-T3d, 88, 89RR, 90-CH, 91-T3d.....	12	30	11	1	0	3	0
Bill Bayno (Sacred Heart 1985) 1998, 2000.....	2	0	2	0	0	0	0
TOTAL	14	30	13	1	0	3	0
<b>NEW MEXICO</b>							
Bob King (Iowa 1947) 1968.....	1	0	2	0	0	0	0
Norm Ellenberger (Butler 1955) 1974, 78... ..	2	2	2	0	0	0	0
Dave Bliss (Cornell 1965) 1991, 93, 94, 96, 97, 98, 99.....	7	4	7	0	0	0	0
Ritchie McKay (Seattle Pacific 1987) 2005.....	1	0	1	0	0	0	0
TOTAL	11	6	12	0	0	0	0
<b>NEW MEXICO ST.*</b>							
George McCarty (New Mexico St. 1950) 1952.....	1	0	2	0	0	0	0
Presley Askew (Southeastern Okla. 1930) 1959, 60.....	2	0	2	0	0	0	0
Ken Hayes (Northeastern St. 1956) 1979... ..	1	0	1	0	0	0	0
Neil McCarthy (Sacramento St. 1965) 1990, 91, 92*, 93*, 94*.....	5	3	5	0	0	0	0
Lou Henson (New Mexico St. 1955) 1967, 68, 69, 70-3d, 71, 75, 99.....	7	7	8	0	0	1	0
TOTAL	16	10	18	0	0	1	0
<b>NEW ORLEANS</b>							
Benny Dees (Wyoming 1958) 1987.....	1	1	1	0	0	0	0
Tim Floyd (Louisiana Tech 1977) 1991, 93.....	2	0	2	0	0	0	0
Tic Price (Virginia Tech 1979) 1996.....	1	0	1	0	0	0	0
TOTAL	4	1	4	0	0	0	0
<b>NEW YORK U.</b>							
Howard Cann (New York U. 1920) 1943RR, 45-2d, 46RR.....	3	3	4	0	1	0	2
Lou Rossini (Columbia 1948) 1960-4th, 62, 63.....	3	6	5	0	0	0	1
TOTAL	6	9	9	0	1	0	2
<b>NIAGARA</b>							
Frank Layden (Niagara 1955) 1970.....	1	1	2	0	0	0	0
Joe Mihalich (La Salle 1978) 2005.....	1	0	1	0	0	0	0
TOTAL	2	1	3	0	0	0	0
<b>NICHOLLS ST.</b>							
Rickey Broussard (La.-Lafayette 1970) 1995, 98.....	2	0	2	0	0	0	0
TOTAL	2	0	2	0	0	0	0
<b>NORTH CAROLINA</b>							
Bill Lange (Wittenberg 1921) 1941RR.....	1	0	2	0	0	0	1
Ben Carnevale (New York U. 1938) 1946-2d.....	1	2	1	0	1	0	0
Frank McGuire [St. John's (N.Y.) 1936] 1957-CH, 59.....	2	5	1	1	0	0	0
Dean Smith (Kansas 1953) 1967-4th, 68-2d, 69-4th, 72-3d, 75 76, 77-2d, 78, 79, 80, 81-2d, 82-CH, 83RR, 84, 85RR 86, 87RR, 88RR, 89, 90, 91-T3d, 92, 93-CH, 94, 95-T3d, 96, 97-T3d.....	27	65	27	2	3	4	2
Bill Guthridge (Kansas St. 1963) 1998- T3d, 99, 2000-T3d.....	3	8	3	0	0	2	0
Matt Doherty (North Carolina 1984) 2001.....	1	1	1	0	0	0	0
Roy Williams (North Carolina 1972) 2004, 05-CH, 06.....	3	8	2	1	0	0	0
TOTAL	38	89	37	4	4	6	2
<b>UNC ASHEVILLE</b>							
Eddie Biedenback (North Carolina St. 1968) 2003.....	1	1	1	0	0	0	0
TOTAL	1	1	1	0	0	0	0
<b>UNC GREENSBORO</b>							
Randy Peele (Va. Wesleyan 1980) 1996... ..	1	0	1	0	0	0	0
Fran McCaffery (Penn 1982) 2001.....	0	1	0	0	0	0	0
TOTAL	2	0	2	0	0	0	0
<b>UNC WILMINGTON</b>							
Jerry Wainwright (Colorado Col. 1968) 2000, 02.....	2	1	2	0	0	0	0
Brad Brownell (DePauw 1991) 2003, 06... ..	2	0	2	0	0	0	0
TOTAL	4	1	4	0	0	0	0
<b>N.C. A&amp;T</b>							
Don Corbett [Lincoln (Mo.) 1965] 1982, 83, 84, 85, 86, 87, 88.....	7	0	7	0	0	0	0
Jeff Capel (Fayetteville St. 1977) 1994.....	1	0	1	0	0	0	0
Roy Thomas (Baylor 1974) 1995.....	1	0	1	0	0	0	0
TOTAL	9	0	9	0	0	0	0

CHAMPIONSHIPS

	Yrs. Won	Lost	CH	2D	3d%	4th	RR
<b>NORTH CAROLINA ST.*</b>							
Everett Case (Wisconsin 1923) 1950-3d, 51RR, 52, 54, 56.....	5	6	6	0	0	1	0 1
Press Maravich (Davis & Elkins 1941) 1965.....	1	1	1	0	0	0	0 0
Norm Sloan (North Carolina St. 1951) 1970, 74-CH, 80.....	3	5	2	1	0	0	0 0
Jim Valvano (Rutgers 1967) 1982, 83-CH, 85RR, 86RR 87*, 88*, 89.....	7	14	6	1	0	0	0 2
Les Robinson (North Carolina St. 1964) 1991.....	1	1	1	0	0	0	0 0
Herb Sendek (Carnegie Mellon 1985) 2002, 03, 04, 05, 06.....	5	5	5	0	0	0	0 0
TOTAL	22	32	21	2	0	1	0 3
<b>NORTH TEXAS</b>							
Jimmy Gales (Alcorn St. 1963) 1988.....	1	0	1	0	0	0	0 0
TOTAL	1	0	1	0	0	0	0 0
<b>NORTHEASTERN</b>							
Jim Calhoun (American Int'l 1966) 1981, 82, 84, 85, 86.....	5	3	5	0	0	0	0 0
Karl Fogel (Colby 1968) 1987, 91.....	2	0	2	0	0	0	0 0
TOTAL	7	3	7	0	0	0	0 0
<b>NORTHERN ARIZ.</b>							
Ben Howland (Weber St. 1980) 1998.....	1	0	1	0	0	0	0 0
Mike Adras (UC Santa Barb. 1983) 2000.....	1	0	1	0	0	0	0 0
TOTAL	2	0	2	0	0	0	0 0
<b>NORTHERN ILL.</b>							
John McDougal (Evansville 1950) 1982.....	1	0	1	0	0	0	0 0
Jim Molinari (Ill. Wesleyan 1977) 1991.....	1	0	1	0	0	0	0 0
Brian Hammel (Bentley 1975) 1996.....	1	0	1	0	0	0	0 0
TOTAL	3	0	3	0	0	0	0 0
<b>UNI</b>							
Elton Miller (Wittenberg 1961) 1990.....	1	1	1	0	0	0	0 0
Greg McDermott (UNI 1988) 2004, 05, 06.....	3	0	3	0	0	0	0 0
TOTAL	4	1	4	0	0	0	0 0
<b>NORTHWESTERN ST.</b>							
Mike McConathy (Louisiana Tech 1977) 2001, 06.....	2	2	2	0	0	0	0 0
TOTAL	2	2	2	0	0	0	0 0
<b>NOTRE DAME</b>							
John Jordan (Notre Dame 1935) 1953RR, 54RR, 57, 58RR, 60, 63.....	6	8	6	0	0	0	0 3
Johnny Dee (Notre Dame 1946) 1965, 69, 70, 71.....	4	2	6	0	0	0	0 0
Richard "Digger" Phelps (Rider 1963) 1974, 75, 76, 77, 78-4th, 79RR, 80, 81, 85, 86, 87, 88, 89, 90.....	14	15	16	0	0	1	1 1
Mike Brey (George Washington 1982) 2001, 02, 03.....	3	4	3	0	0	0	0 0
TOTAL	27	29	31	0	0	0	1 4
<b>OAKLAND</b>							
Greg Kampe (Bowling Green 1978) 2005.....	1	1	1	0	0	0	0 0
TOTAL	1	1	1	0	0	0	0 0
<b>OHIO</b>							
James Snyder (Ohio 1941) 1960, 61, 64RR, 65, 70, 72, 74.....	7	3	8	0	0	0	0 1
Danny Nee (St. Mary of the Plains 1971) 1983, 85.....	2	1	2	0	0	0	0 0
Larry Hunter (Ohio 1971) 1994.....	1	0	1	0	0	0	0 0
Tim O'Shea (Boston College 1984) 2005.....	1	0	1	0	0	0	0 0
TOTAL	11	4	12	0	0	0	0 1
<b>OHIO ST.*</b>							
Harold Olsen (Wisconsin 1917) 1939-2d, 44-T3d, 45-T3d, 46-3d.....	4	6	4	0	1	3	0 0
William "Tippy" Dye (Ohio St. 1937) 1950RR.....	1	1	1	0	0	0	0 1
Fred Taylor (Ohio St. 1950) 1960-CH, 61-2d, 62-2d, 68-3d, 71RR.....	5	14	4	1	2	1	0 1
Eldon Miller (Wittenberg 1961) 1980, 82, 83, 85.....	4	3	4	0	0	0	0 0
Gary Williams (Maryland 1967) 1987.....	1	1	1	0	0	0	0 0
Randy Ayers [Miami (Ohio) 1978] 1990, 91, 92RR.....	3	6	3	0	0	0	0 1
Jim O'Brien (Boston College 1971) 1999- T3d*, 2000*, 01*, 02*.....	4	6	4	0	0	1	0 0
Thad Matta (Builer 1990) 2006.....	1	1	1	0	0	0	0 0
TOTAL	23	38	22	1	3	5	0 3
<b>OKLAHOMA</b>							
Bruce Drake (Oklahoma 1929) 1939-T3d, 43RR, 47-2d.....	3	4	3	0	1	1	0 1
Dave Bliss (Cornell 1965) 1979.....	1	1	1	0	0	0	0 0
Billy Tubbs (Lamar 1958) 1983, 84, 85RR, 86, 87, 88-2d, 89, 90, 92.....	9	15	9	0	1	0	0 1
Kelvin Sampson (UNC Pembroke 1978) 1995, 96, 97, 98, 99, 2000, 01, 02-T3d, 03RR, 05, 06.....	11	11	11	0	0	1	0 1
TOTAL	24	31	24	0	2	2	0 3

	Yrs. Won	Lost	CH	2D	3d%	4th	RR
<b>OKLAHOMA CITY</b>							
Doyle Parrack (Oklahoma St. 1945) 1952, 53, 54, 55.....	4	1	5	0	0	0	0 0
A.E. "Abe" Lemons (Oklahoma City 1949) 1956RR, 57RR, 63, 64, 65, 66, 73.....	7	7	8	0	0	0	0 2
TOTAL	11	8	13	0	0	0	0 2
<b>OKLAHOMA ST.</b>							
Hank Iba [Westminster (Mo.) 1928] 1945-CH, 46-CH, 49-2d, 51-4th, 53-RR, 54-RR, 58RR, 65RR.....	8	15	7	2	1	0	1 4
Paul Hansen (Oklahoma City 1950) 1983... Eddie Sutton (Oklahoma St. 1958) 1991, 92, 93, 94, 95-T3d, 98, 99, 2000RR, 01, 02, 03, 04-T3d, 05.....	1	0	1	0	0	0	0 0
13	22	13	0	0	2	0	1
TOTAL	22	37	21	2	1	2	1 5
<b>OLD DOMINION</b>							
Paul Webb (William & Mary 1951) 1980, 82, 85.....	3	0	3	0	0	0	0 0
Tom Young (Maryland 1958) 1986.....	1	1	1	0	0	0	0 0
Oliver Purnell (Old Dominion 1975) 1992... Jeff Capel (Fayetteville St. 1977) 1995, 97... Blaine Taylor (Montana 1982) 2005.....	1	0	1	0	0	0	0 0
2	1	2	0	0	0	0	0 0
1	0	1	0	0	0	0	0 0
TOTAL	8	2	8	0	0	0	0 0
<b>ORAL ROBERTS</b>							
Ken Trickey (Middle Tenn. 1954) 1974RR... Dick Acres (UC Santa Barb.) 1984..... Scott Sutton (Oklahoma St. 1994) 2006....	1	2	1	0	0	0	0 1
1	0	1	0	0	0	0	0 0
1	0	1	0	0	0	0	0 0
TOTAL	3	2	3	0	0	0	0 1
<b>OREGON</b>							
Howard Hobson (Oregon 1926) 1939-CH... John Warren (Oregon 1928) 1945RR..... Steve Belko (Idaho 1939) 1960RR, 61..... Jerry Green (Appalachian St. 1968) 1995..... Ernie Kent (Oregon 1977) 2000, 02RR, 03...	1	3	0	1	0	0	0 0
1	1	1	0	0	0	0	1 1
2	2	2	0	0	0	0	0 1
1	0	1	0	0	0	0	0 0
3	3	3	0	0	0	0	1 1
TOTAL	8	9	7	1	0	0	0 3
<b>OREGON ST.*</b>							
Amory "Slat" Gill (Oregon St. 1925) 1947RR, 49-4th, 55RR, 62RR, 63-4th, 64.....	6	8	8	0	0	0	2 3
Paul Valenti (Oregon St. 1942) 1966RR... Ralph Miller (Kansas 1942) 1975, 80*, 81*, 82RR*, 84, 85, 88, 89.....	1	1	1	0	0	0	0 1
8	3	9	0	0	0	0	1 1
1	0	1	0	0	0	0	0 0
TOTAL	16	12	19	0	0	0	2 5
<b>PACIFIC</b>							
Dick Edwards (Culver-Stockton 1952) 1966, 67RR, 71..... Stan Morrison (California 1962) 1979..... Bob Thomason (Pacific 1971) 1997, 2004, 05, 06.....	3	2	4	0	0	0	0 1
1	0	1	0	0	0	0	0 0
4	2	4	0	0	0	0	0 0
TOTAL	8	4	9	0	0	0	0 1
<b>PENN</b>							
Howard "Howie" Dallmar (Stanford 1948) 1953..... Dick Harter (Penn 1953) 1970, 71RR..... Chuck Daly (Bloomsburg 1953) 1972RR, 73, 74, 75..... Bob Weinbauer (Cortland St. 1961) 1978, 79-4th, 80, 82..... Craig Littlepage (Penn 1973) 1985..... Tom Schneider (Bucknell 1969) 1987..... Fran Dunphy (La Salle 1970) 1993, 94, 95, 99, 2000, 02, 03, 05, 06.....	1	1	1	0	0	0	0 0
2	2	2	0	0	0	0	0 1
4	3	5	0	0	0	0	1 1
4	6	5	0	0	0	1	0 0
1	0	1	0	0	0	0	0 0
1	0	1	0	0	0	0	0 0
9	1	9	0	0	0	0	0 0
TOTAL	22	13	24	0	0	0	1 2
<b>PENN ST.</b>							
John Lawther [Westminster (Pa.) 1919] 1942RR..... Elmer Gross (Penn St. 1942) 1952, 54-3d... John Egli (Penn St. 1947) 1955, 65..... Bruce Parkhill (Lock Haven 1971) 1991... Jerry Dunn (George Mason 1980) 1996, 2001.....	1	1	1	0	0	0	0 1
2	4	3	0	0	1	0	0 0
2	1	3	0	0	0	0	0 0
1	1	1	0	0	0	0	0 0
2	2	2	0	0	0	0	0 0
TOTAL	8	9	10	0	0	1	0 1
<b>PEPPERDINE</b>							
Al Duer (Emporia St. 1929) 1944RR..... R.L. "Duck" Dowell (Northwest Mo. St. 1933) 1962..... Gary Colson (David Lipscomb 1956) 1976, 79..... Jim Harrick (Charleston (W.V.) 1960) 1982, 83, 85, 86..... Tom Asbury (Wyoming 1967) 1991, 92, 94 Jan van Breda Kolff (Vanderbilt 1974) 2000 Paul Westphal (Southern California 1972) 2002.....	1	0	2	0	0	0	1 1
1	1	1	0	0	0	0	0 0
2	2	2	0	0	0	0	0 0
4	1	4	0	0	0	0	0 0
3	0	3	0	0	0	0	0 0
1	1	1	0	0	0	0	0 0
1	0	1	0	0	0	0	0 0
TOTAL	13	5	14	0	0	0	0 1

	Yrs. Won	Lost	CH	2D	3d%	4th	RR
<b>PITTSBURGH</b>							
Henry Carlson (Pittsburgh 1917) 1941-T3d...	1	1	1	0	0	1	0 0
Bob Timmons (Pittsburgh 1933) 1957, 58, 63	3	1	4	0	0	0	0 0
Charles "Buzz" Ridl [Westminster (Pa.) 1942] 1974RR	1	2	1	0	0	0	0 1
Roy Chipman (Maine 1961) 1981, 82, 85...	3	1	3	0	0	0	0 0
Paul Evans (Ithaca 1967) 1987, 88, 89, 91, 93	5	3	5	0	0	0	0 0
Ben Howland (Weber St. 1980) 2002, 03	2	4	2	0	0	0	0 0
Jamie Dixon (TCU 1987) 2004, 05, 06	3	3	3	0	0	0	0 0
TOTAL	18	15	19	0	0	1	0 1
<b>PORTLAND</b>							
Al Negratti (Seton Hall 1943) 1959	1	0	1	0	0	0	0 0
Rob Chavez (Mesa St. 1980) 1996	1	0	1	0	0	0	0 0
TOTAL	2	0	2	0	0	0	0 0
<b>PRAIRIE VIEW</b>							
Elwood Plummer (Jackson St. 1966) 1998	1	0	1	0	0	0	0 0
TOTAL	1	0	1	0	0	0	0 0
<b>PRINCETON#</b>							
Franklin Cappon (Michigan 1924) 1952, 55, 60	3	0	5	0	0	0	0 0
J.L. "Jake" McCandless (Princeton 1951) 1961	1	1	2	0	0	0	0 0
Butch van Breda Kolff (Princeton 1947) 1963, 64, 65-3d, 67	4	7	5	0	0	1	0 0
Pete Carril (Lafayette 1952) 1969, 76, 77, 81, 83, 84, 89, 90, 91, 92, 96	11	4	11	0	0	0	0 0
Bill Carmody [Union (N.Y.) 1975] 1997, 98	2	1	2	0	0	0	0 0
John Thompson III (Princeton 1989) 2001, 04	2	0	2	0	0	0	0 0
TOTAL	23	13	27	0	0	1	0 0
<b>PROVIDENCE</b>							
Joe Mullaney (Holy Cross 1949) 1964, 65RR, 66	3	2	3	0	0	0	0 1
Dave Gavitt (Dartmouth 1959) 1972, 73-4th, 74, 77, 78	5	5	6	0	0	0	1 0
Rick Pitino (Massachusetts 1974) 1987 tie-3d	1	4	1	0	0	1	0 0
Rick Barnes (Lenior-Rhyne 1977) 1989, 90, 94	3	0	3	0	0	0	0 0
Pete Gillen (Fairfield 1968) 1997RR	1	3	1	0	0	0	0 1
Tim Welsh (Potsdam St. 1984) 2001, 04	2	0	2	0	0	0	0 0
TOTAL	15	14	16	0	0	1	1 2
<b>PURDUE*</b>							
George King [Charleston (W.V.) 1950] 1969-2d	1	3	1	0	1	0	0 0
Fred Schaus (West Virginia 1949) 1977	1	0	1	0	0	0	0 0
Lee Rose (Transylvania 1958) 1980-3d	1	5	1	0	0	1	0 0
Gene Keady (Kansas St. 1958) 1983, 84, 85, 86, 87, 88, 90, 91, 93, 94RR, 95, 96*, 97, 98, 99, 2000RR, 03	17	19	17	0	0	0	0 2
TOTAL	20	27	20	0	1	1	0 2
<b>RADFORD</b>							
Ron Bradley (Eastern Nazarene 1973) 1998	1	0	1	0	0	0	0 0
TOTAL	1	0	1	0	0	0	0 0
<b>RHODE ISLAND</b>							
Ernie Calverley (Rhode Island 1946) 1961, 66	2	0	2	0	0	0	0 0
Jack Kraft (St. Joseph's 1942) 1978	1	0	1	0	0	0	0 0
Tom Penders (Connecticut 1967) 1988	1	2	1	0	0	0	0 0
Al Skinner (Massachusetts 1974) 1993, 97	2	1	2	0	0	0	0 0
Jim Harrick [Charleston (W.V.) 1960] 1998, 99	2	3	2	0	0	0	0 1
TOTAL	8	6	8	0	0	0	0 1
<b>RICE</b>							
Byron "Buster" Brannon (TCU 1933) 1940RR, 42RR	2	1	3	0	0	0	0 2
Don Suman (Rice 1944) 1954	1	1	1	0	0	0	0 0
Don Knodel [Miami (Ohio) 1953] 1970	1	0	1	0	0	0	0 0
TOTAL	4	2	5	0	0	0	0 2
<b>RICHMOND</b>							
Dick Tarrant (Fordham 1951) 1984, 86, 88, 90, 91	5	5	5	0	0	0	0 0
John Beilein (Wheeling Jesuit 1975) 1998	1	1	1	0	0	0	0 0
Jerry Wainwright (Colorado Col. 1968) 2004	1	0	1	0	0	0	0 0
TOTAL	7	6	7	0	0	0	0 0
<b>RIDER</b>							
John Carpenter (Penn St. 1958) 1984	1	0	1	0	0	0	0 0
Kevin Bannon (St. Peter's 1979) 1993, 94	2	0	2	0	0	0	0 0
TOTAL	3	0	3	0	0	0	0 0

	Yrs. Won	Lost	CH	2D	3d%	4th	RR
<b>ROBERT MORRIS</b>							
Matt Furjanic (Point Park 1973) 1982, 83	2	1	2	0	0	0	0 0
Jarrett Durham (Duquesne 1971) 1989, 90, 92	3	0	3	0	0	0	0 0
TOTAL	5	1	5	0	0	0	0 0
<b>RUTGERS</b>							
Tom Young (Maryland 1958) 1975, 76-4th, 79, 83	4	5	5	0	0	0	1 0
Bob Wenzel (Rutgers 1971) 1989, 91	2	0	2	0	0	0	0 0
TOTAL	6	5	7	0	0	0	1 0
<b>ST. BONAVENTURE</b>							
Eddie Donovan (St. Bonaventure 1950) 1961	1	2	1	0	0	0	0 0
Larry Weise (St. Bonaventure 1958) 1968, 70-4th	2	4	4	0	0	0	1 0
Jim Satalin (St. Bonaventure 1969) 1978	1	0	1	0	0	0	0 0
Jim Baron (St. Bonaventure 1977) 2000	1	0	1	0	0	0	0 0
TOTAL	5	6	7	0	0	0	1 0
<b>ST. FRANCIS (PA.)</b>							
Jim Baron (St. Bonaventure 1977) 1991	1	0	1	0	0	0	0 0
TOTAL	1	0	1	0	0	0	0 0
<b>ST. JOHN'S (N.Y.)*</b>							
Frank McGuire [St. John's (N.Y.) 1936] 1951RR, 52-2d	2	5	2	0	1	0	0 1
Joe Lapchick (No college) 1961	1	0	1	0	0	0	0 0
Frank Mulzoff [St. John's (N.Y.) 1951] 1973	1	0	1	0	0	0	0 0
Lou Carnesecca [St. John's (N.Y.) 1946] 1967, 68, 69, 76, 77, 78, 79RR, 80, 82, 83, 84, 85-T3d, 86, 87, 88, 90, 91RR, 92	18	17	20	0	0	1	0 2
Brian Mahoney (Manhattan 1971) 1993	1	1	1	0	0	0	0 0
Fran Fraschilla (Brooklyn 1980) 1998	1	0	1	0	0	0	0 0
Mike Jarvis (Northeastern 1968) 1999RR, 2000, 02*	3	4	3	0	0	0	0 1
TOTAL	27	27	29	0	1	1	0 4
<b>ST. JOSEPH'S*</b>							
John "Jack" Ramsay (St. Joseph's 1949) 1959, 60, 61-3d*, 62, 63RR, 65, 66	7	8	11	0	0	1	0 1
John "Jack" McKinney (St. Joseph's 1957) 1969, 71, 73, 74	4	0	4	0	0	0	0 0
Jim Lynam (St. Joseph's 1964) 1981RR	1	3	1	0	0	0	0 1
Jim Boyle (St. Joseph's 1964) 1982, 86	2	1	2	0	0	0	0 0
Phil Martelli (Widener 1976) 1997, 2001, 03, 04RR	4	6	4	0	0	0	0 1
TOTAL	18	18	22	0	0	1	0 3
<b>ST. LOUIS</b>							
Eddie Hickey (Creighton 1927) 1952RR, 57	2	1	3	0	0	0	0 1
Charlie Spoonhour (School of Ozarks 1961) 1994, 95, 98	3	2	3	0	0	0	0 0
Lorenzo Romar (Washington 1980) 2000	1	0	1	0	0	0	0 0
TOTAL	6	3	7	0	0	0	0 1
<b>ST. MARY'S (CAL.)</b>							
James Weaver (DePaul 1947) 1959RR	1	1	1	0	0	0	0 1
Lynn Nance (Washington 1965) 1989	1	0	1	0	0	0	0 0
Ernie Kent (Oregon 1977) 1997	1	0	1	0	0	0	0 0
Randy Bennett (UC San Diego 1986) 2005	1	0	1	0	0	0	0 0
TOTAL	4	1	4	0	0	0	0 1
<b>ST. PETER'S</b>							
Ted Fiore (Seton Hall 1962) 1991, 95	2	0	2	0	0	0	0 0
TOTAL	2	0	2	0	0	0	0 0
<b>SAM HOUSTON ST.</b>							
Bob Marlin (Mississippi St. 1981) 2003	1	0	1	0	0	0	0 0
TOTAL	1	0	1	0	0	0	0 0
<b>SAMFORD</b>							
Jimmy Tillette (Our Lady of Holy Cross 1975) 1999, 2000	2	0	2	0	0	0	0 0
TOTAL	2	0	2	0	0	0	0 0
<b>SAN DIEGO</b>							
Jim Brovelli (San Francisco 1964) 1984	1	0	1	0	0	0	0 0
Hank Egan (Navy 1960) 1987	1	0	1	0	0	0	0 0
Brad Holland (UCLA 1979) 2003	1	0	1	0	0	0	0 0
TOTAL	3	0	3	0	0	0	0 0
<b>SAN DIEGO ST.</b>							
Tim Vezie (Denver 1967) 1975, 76	2	0	2	0	0	0	0 0
Dave "Smokey" Gaines (LeMoyne-Owen 1963) 1985	1	0	1	0	0	0	0 0
Steve Fisher (Illinois St. 1967) 2002, 06	2	0	2	0	0	0	0 0
TOTAL	5	0	5	0	0	0	0 0

CHAMPIONSHIPS

	Yrs. Won	Lost	CH	2D	3d%	4th	RR
<b>SAN FRANCISCO</b>							
Phil Woolpert (Loyola Marymount 1940) 1955-CH, 56-CH, 57-3d, 58.....	4	13	2	2	0	1	0 0
Peter Peleita (Sacramento St. 1950) 1963, 64RR, 65RR .....	3	3	3	0	0	0	0 2
Bob Gaillard (San Francisco 1962) 1972, 73RR, 74RR, 77, 78 .....	5	4	5	0	0	0	0 2
Dan Belluomini (San Francisco 1964) 1979 ..	1	1	1	0	0	0	0 0
Peter Barry (San Francisco 1970) 1981, 82..	2	0	2	0	0	0	0 0
Phil Mathews (UC Irvine 1972) 1998.....	1	0	1	0	0	0	0 0
TOTAL	16	21	14	2	0	1	0 4
<b>SAN JOSE ST.</b>							
Walter McPherson (San Jose St. 1940) 1951 .....	1	0	1	0	0	0	0 0
Bill Berry (Michigan St. 1965) 1980 .....	1	0	1	0	0	0	0 0
Stan Morrison (California 1962) 1996.....	1	0	1	0	0	0	0 0
TOTAL	3	0	3	0	0	0	0 0
<b>SANTA CLARA</b>							
Bob Feerick (Santa Clara 1941) 1952-4th, 53RR, 54RR, 60 .....	4	6	6	0	0	0	1 2
Dick Garibaldi (Santa Clara 1957) 1968RR, 69RR, 70 .....	3	3	3	0	0	0	0 2
Carroll Williams (San Jose St. 1955) 1987	1	0	1	0	0	0	0 0
Dick Davey (Pacific 1964) 1993, 95, 96 ..	3	2	3	0	0	0	0 0
TOTAL	11	11	13	0	0	0	1 4
<b>SEATTLE#</b>							
Al Brightman [Charleston (W.V.)] 1953, 54, 55, 56.....	4	4	6	0	0	0	0 0
John Castellani (Notre Dame 1952) 1958-2d .....	1	4	1	0	1	0	0 0
Vince Cazzetta (Arnold 1950) 1961, 62... Clair Markey (Seattle 1963) 1963 .....	2	0	2	0	0	0	0 0
Bob Boyd (Southern California 1953) 1964.....	1	2	1	0	0	0	0 0
Lionel Purcell (UC Santa Barb. 1952) 1967.....	1	0	1	0	0	0	0 0
Morris Buckwalter (Utah 1956) 1969.....	1	0	1	0	0	0	0 0
TOTAL	11	10	13	0	1	0	0 0
<b>SETON HALL</b>							
P. J. Carlesimo (Fordham 1971) 1988, 89-2d, 91RR, 92, 93, 94.....	6	12	6	0	1	0	0 1
Tommy Amaker (Duke 1987) 2000 .....	1	2	1	0	0	0	0 0
Louis Orr (Syracuse 1980) 2004, 06 .....	2	1	2	0	0	0	0 0
TOTAL	9	15	9	0	1	0	0 1
<b>SIENA</b>							
Mike Deane (Potsdam St. 1974) 1989 .....	1	1	1	0	0	0	0 0
Paul Hewitt (St. John Fisher 1985) 1999 .....	1	0	1	0	0	0	0 0
Rob Lanier (St. Bonaventure 1990) 2002... ..	1	1	1	0	0	0	0 0
TOTAL	3	2	3	0	0	0	0 0
<b>SOUTH ALA.</b>							
Cliff Ellis (Florida St. 1968) 1979, 80.....	2	0	2	0	0	0	0 0
Ronnie Arrow (Texas St. 1969) 1989, 91 ..	2	1	2	0	0	0	0 0
Bill Musselman (Wittenberg 1962) 1997 ...	1	0	1	0	0	0	0 0
Bob Weltlich (Ohio St. 1967) 1998 .....	1	0	1	0	0	0	0 0
John Pelphey (Kentucky 1992) 2006 .....	1	0	1	0	0	0	0 0
TOTAL	7	1	7	0	0	0	0 0
<b>SOUTH CAROLINA</b>							
Frank McGuire [St. John's (N.Y.) 1936] 1971, 72, 73, 74 .....	4	4	5	0	0	0	0 0
George Felton (South Carolina 1975) 1989 .....	1	0	1	0	0	0	0 0
Eddie Fogler (North Carolina 1970) 1997, 98.....	2	0	2	0	0	0	0 0
Dave Odom (Guilford 1965) 2004 .....	1	0	1	0	0	0	0 0
TOTAL	8	4	9	0	0	0	0 0
<b>SOUTH CAROLINA ST.</b>							
Cy Alexander (Catawba 1975) 1989, 96, 98, 2000, 03 .....	5	0	5	0	0	0	0 0
TOTAL	5	0	5	0	0	0	0 0
<b>SOUTH FLA.</b>							
Bobby Paschal (Stetson 1964) 1990, 92 ...	2	0	2	0	0	0	0 0
TOTAL	2	0	2	0	0	0	0 0
<b>SOUTHEAST MO. ST.</b>							
Gary Garner (Missouri 1965) 2000.....	1	0	1	0	0	0	0 0
TOTAL	1	0	1	0	0	0	0 0
<b>SOUTHEASTERN LA.</b>							
Billy Kennedy (Southeastern La. 1986) 2005 ..	1	0	1	0	0	0	0 0
TOTAL	1	0	1	0	0	0	0 0
<b>SOUTHERN U.</b>							
Carl Stewart (Grambling 1954) 1981 .....	1	0	1	0	0	0	0 0
Robert Hopkins (Grambling 1956) 1985 ...	1	0	1	0	0	0	0 0
Ben Jobe (Fisk 1956) 1987, 88, 89, 93.....	4	1	4	0	0	0	0 0
Rob Spivery (Ashland 1972) 2006 .....	1	0	1	0	0	0	0 0
TOTAL	7	1	7	0	0	0	0 0

	Yrs. Won	Lost	CH	2D	3d%	4th	RR
<b>SOUTHERN CALIFORNIA</b>							
Justin "Sam" Barry (Lawrence 13) 1940- T3d.....	1	1	1	0	0	1	0 0
Forrest Twogood (Iowa 1929) 1954-4th, 60, 61 .....	3	3	5	0	0	0	1 0
Bob Boyd (Southern California 1953) 1979 ..	1	1	1	0	0	0	0 0
Stan Morrison (California 1962) 1982, 85	2	0	2	0	0	0	0 0
George Raveling (Milanova 1960) 1991, 92..	2	1	2	0	0	0	0 0
Henry Bibby (UCLA 1972) 1997, 2001RR, 02 .....	3	3	3	0	0	0	0 1
TOTAL	12	9	14	0	0	1	1 1
<b>SOUTHERN ILL.</b>							
Paul Lambert (William Jewell 1956) 1977 ...	1	1	1	0	0	0	0 0
Rich Herrin (McKendree 1956) 1993, 94, 95 .....	3	0	3	0	0	0	0 0
Bruce Weber (Wis.-Milwaukee 1978) 2002, 03.....	2	2	2	0	0	0	0 0
Matt Painter (Purdue 1994) 2004.....	1	0	1	0	0	0	0 0
Chris Lowery (Southern Ill. 1995) 2005, 06.....	2	1	2	0	0	0	0 0
TOTAL	9	4	9	0	0	0	0 0
<b>SMU</b>							
E.O. "Doc" Hayes (North Texas 1927) 1955, 56-4th, 57, 65, 66, 67RR.....	6	7	8	0	0	0	1 1
Dave Bliss (Cornell 1965) 1984, 85, 88 ...	3	3	3	0	0	0	0 0
John Shumate (Notre Dame 1974) 1993 ...	1	0	1	0	0	0	0 0
TOTAL	10	10	12	0	0	0	1 1
<b>SOUTHERN MISS.</b>							
M.K. Turk (Livingston 1964) 1990, 91 .....	2	0	2	0	0	0	0 0
TOTAL	2	0	2	0	0	0	0 0
<b>SOUTHERN UTAH</b>							
Bill Evans (Southern Utah 1972) 2001 .....	1	0	1	0	0	0	0 0
TOTAL	1	0	1	0	0	0	0 0
<b>SPRINGFIELD</b>							
Ed Hickox (Ohio Wesleyan 1905) 1940RR .....	1	0	1	0	0	0	0 1
TOTAL	1	0	1	0	0	0	0 1
<b>STANFORD</b>							
Everett Dean (Indiana 1921) 1942-CH.....	1	3	0	1	0	0	0 0
Mike Montgomery (Long Beach St. 1968) 1989, 92, 95, 96, 97, 98-T3d, 99, 2000, 01RR, 02, 03, 04 .....	12	16	12	0	0	1	0 1
Trent Johnson (Boise St. 1983) 2005 .....	1	0	1	0	0	0	0 0
TOTAL	14	19	13	1	0	1	0 1
<b>SYRACUSE</b>							
Marc Guley (Syracuse 1936) 1957RR.....	1	2	1	0	0	0	0 1
Fred Lewis (Eastern Ky. 1946) 1966RR.....	1	1	1	0	0	0	0 1
Roy Danforth (Southern Miss. 1962) 1973, 74, 75-4th, 76 .....	4	5	5	0	0	0	1 0
Jim Boeheim (Syracuse 1966) 1977, 78, 79, 80, 83, 84, 85, 86, 87-2d, 88, 89RR, 90, 91, 92, 94, 95, 96-2d, 98, 99, 2000, 01, 03-CH, 04, 05, 06 .....	25	40	24	1	2	0	0 1
TOTAL	31	48	31	1	2	0	1 3
<b>TEMPLE</b>							
Josh Cody (Vanderbilt 1920) 1944RR.....	1	1	1	0	0	0	0 1
Harry Litwack (Temple 1930) 1956-3d, 58-3d, 64, 67, 70, 72.....	6	7	6	0	0	2	0 0
Don Casey (Temple 1970) 1979.....	1	0	1	0	0	0	0 0
John Chaney (Bethune-Cookman 1955) 1984, 85, 86, 87, 88RR, 90, 91RR, 92, 93RR, 94, 95, 96, 97, 98, 99RR, 2000, 01RR .....	17	23	17	0	0	0	0 5
TOTAL	25	31	25	0	0	2	0 6
<b>TENNESSEE</b>							
Ramon "Ray" Mears [Miami (Ohio) 1949] 1967, 76, 77 .....	3	0	4	0	0	0	0 0
Don DeVoe (Ohio St. 1964) 1979, 80, 81, 82, 83, 89 .....	6	5	6	0	0	0	0 0
Jerry Green (Appalachian St. 1968) 1998, 99, 2000, 01 .....	4	3	4	0	0	0	0 0
Bruce Pearl (Boston College 1982) 2006... ..	1	1	1	0	0	0	0 0
TOTAL	14	9	15	0	0	0	0 0
<b>TENNESSEE ST.</b>							
Frankie Allen (Roanoke 1971) 1993, 94... ..	2	0	2	0	0	0	0 0
TOTAL	2	0	2	0	0	0	0 0
<b>TENNESSEE TECH</b>							
Johnny Oldham (Western Ky. 1948) 1958, 63.....	2	0	2	0	0	0	0 0
TOTAL	2	0	2	0	0	0	0 0



	Yrs. Won	Lost	CH	2D	3d%	4th	RR
<b>TEXAS</b>							
H.C. "Bully" Gilstrap (Texas 1922) 1943- T3d.....	1	1	1	0	0	1	0 0
Jack Gray (Texas 1935) 1939RR, 47-3d....	2	2	3	0	0	1	0 1
Harold Bradley (Hartwick 1934) 1960, 63	2	2	3	0	0	0	0 0
Leon Black (Texas 1953) 1972, 74 .....	2	1	3	0	0	0	0 0
A.E. "Abe" Lemons (Oklahoma City 1949) 1979 .....	1	0	1	0	0	0	0 0
Tom Penders (Connecticut 1967) 1989, 90RR, 91, 92, 94, 95, 96, 97 .....	8	10	8	0	0	0	0 1
Rick Barnes (Lenior-Rhyne 1977) 1999, 2000, 01, 02, 03-T3d, 04, 05, 06RR.....	8	12	8	0	0	1	0 1
<b>TOTAL</b>	<b>24</b>	<b>28</b>	<b>27</b>	<b>0</b>	<b>0</b>	<b>3</b>	<b>0 3</b>
<b>UTSA</b>							
Ken Burmeister [St. Mary's (Tex.) 1971] 1988 .....	1	0	1	0	0	0	0 0
Tim Carter (Kansas 1979) 1999, 2004 .....	2	0	2	0	0	0	0 0
<b>TOTAL</b>	<b>3</b>	<b>0</b>	<b>3</b>	<b>0</b>	<b>0</b>	<b>0</b>	<b>0 0</b>
<b>TEXAS A&amp;M</b>							
John Floyd (Oklahoma St. 1941) 1951 .....	1	0	1	0	0	0	0 0
Shelby Metcalf (Tex. A&M-Commerce 1953) 1964, 69, 75, 80, 87 .....	5	3	6	0	0	0	0 0
Billy Gillispie (Texas St. 1983) 2006.....	1	1	1	0	0	0	0 0
<b>TOTAL</b>	<b>7</b>	<b>4</b>	<b>8</b>	<b>0</b>	<b>0</b>	<b>0</b>	<b>0 0</b>
<b>TCU</b>							
Byron "Buster" Brannon (TCU 1933) 1952, 53, 59 .....	3	3	3	0	0	0	0 0
Johnny Swaim (TCU 1953) 1968RR, 71 ....	2	1	2	0	0	0	0 1
Jim Killingsworth (Northeastern Okla. St. 1948) 1987 .....	1	1	1	0	0	0	0 0
Billy Tubbs (Lamar 1958) 1998 .....	1	0	1	0	0	0	0 0
<b>TOTAL</b>	<b>7</b>	<b>5</b>	<b>7</b>	<b>0</b>	<b>0</b>	<b>0</b>	<b>0 1</b>
<b>TEXAS SOUTHERN</b>							
Robert Moreland (Tougaloo 1962) 1990, 94, 95 .....	3	0	3	0	0	0	0 0
Ronnie Courtney (McMurry 1981) 2003 ...	1	0	1	0	0	0	0 0
<b>TOTAL</b>	<b>4</b>	<b>0</b>	<b>4</b>	<b>0</b>	<b>0</b>	<b>0</b>	<b>0 0</b>
<b>TEXAS ST.</b>							
Jim Wooldridge (Louisiana Tech 1977) 1994 .....	1	0	1	0	0	0	0 0
Mike Miller (Tex. A&M-Commerce 1987) 1997 .....	1	0	1	0	0	0	0 0
<b>TOTAL</b>	<b>2</b>	<b>0</b>	<b>2</b>	<b>0</b>	<b>0</b>	<b>0</b>	<b>0 0</b>
<b>TEXAS TECH*</b>							
Polk Robison (Texas Tech 1935) 1954, 56, 61 .....	3	1	3	0	0	0	0 0
Gene Gibson (Texas Tech 1950) 1962.....	1	1	2	0	0	0	0 0
Gerald Myers (Texas Tech 1959) 1973, 76, 85, 86 .....	4	1	4	0	0	0	0 0
James Dickey (Central Ark. 1976) 1993, 96* .....	2	2	2	0	0	0	0 0
Bob Knight (Ohio St. 1962) 2002, 04, 05..	3	3	3	0	0	0	0 0
<b>TOTAL</b>	<b>13</b>	<b>8</b>	<b>14</b>	<b>0</b>	<b>0</b>	<b>0</b>	<b>0 0</b>
<b>TOLEDO</b>							
Jerry Bush [St. John's (N.Y.) 1938] 1954 ...	1	0	1	0	0	0	0 0
Bob Nichols (Toledo 1953) 1967, 79, 80..	3	1	3	0	0	0	0 0
<b>TOTAL</b>	<b>4</b>	<b>1</b>	<b>4</b>	<b>0</b>	<b>0</b>	<b>0</b>	<b>0 0</b>
<b>TOWSON</b>							
Terry Truax (Maryland 1968) 1990, 91 ....	2	0	2	0	0	0	0 0
<b>TOTAL</b>	<b>2</b>	<b>0</b>	<b>2</b>	<b>0</b>	<b>0</b>	<b>0</b>	<b>0 0</b>
<b>TRINITY (TEX.)</b>							
Bob Polk (Evansville 1939) 1969 .....	1	0	1	0	0	0	0 0
<b>TOTAL</b>	<b>1</b>	<b>0</b>	<b>1</b>	<b>0</b>	<b>0</b>	<b>0</b>	<b>0 0</b>
<b>TROY</b>							
Don Maestri (Southern Miss. 1968) 2003..	1	0	1	0	0	0	0 0
<b>TOTAL</b>	<b>1</b>	<b>0</b>	<b>1</b>	<b>0</b>	<b>0</b>	<b>0</b>	<b>0 1</b>
<b>TUFTS</b>							
Richard Cochran (Tufts 1934) 1945RR.....	1	0	2	0	0	0	0 1
<b>TOTAL</b>	<b>1</b>	<b>0</b>	<b>2</b>	<b>0</b>	<b>0</b>	<b>0</b>	<b>0 1</b>
<b>TULANE</b>							
Perry Clark (Gettysburg 1974) 1992, 93, 95 .....	3	3	3	0	0	0	0 0
<b>TOTAL</b>	<b>3</b>	<b>3</b>	<b>3</b>	<b>0</b>	<b>0</b>	<b>0</b>	<b>0 0</b>
<b>TULSA</b>							
Clarence Iba (Panhandle St. 1936) 1955 ..	1	1	1	0	0	0	0 0
Nolan Richardson (UTEP 1965) 1982, 84, 85 .....	3	0	3	0	0	0	0 0
J.D. Barnett (Winona St. 1966) 1986, 87..	2	0	2	0	0	0	0 0
Tubby Smith (High Point 1973) 1994, 95..	2	4	2	0	0	0	0 0
Steve Robinson (Radford 1981) 1996, 97.	2	1	2	0	0	0	0 0
Bill Self (Oklahoma St. 1985) 1999, 2000RR .....	2	4	2	0	0	0	1
John Phillips (Oklahoma St. 1973) 2002, 03 .....	2	2	2	0	0	0	0 0
<b>TOTAL</b>	<b>14</b>	<b>12</b>	<b>14</b>	<b>0</b>	<b>0</b>	<b>0</b>	<b>0 1</b>

	Yrs. Won	Lost	CH	2D	3d%	4th	RR
<b>UCLA*</b>							
John Wooden (Purdue 1932) 1950RR, 52, 56, 62-4th, 63, 64-CH, 65-CH, 67-CH, 68-CH, 69-CH, 70-CH, 71-CH, 72-CH, 73-CH, 74-3d, 75-CH .....	16	47	10	10	0	1	1 1
Gene Bartow (Truman 1953) 1976-3d, 77	2	5	2	0	0	1	0 0
Gary Cunningham (UCLA 1962) 1978, 79RR .....	2	3	2	0	0	0	0 1
Larry Brown (North Carolina 1963) 1980- 2d*, 81 .....	2	5	2	0	1	0	0 0
Larry Farmer (UCLA 1973) 1983 .....	1	0	1	0	0	0	0 0
Walt Hazzard (UCLA 1964) 1987 .....	1	1	1	0	0	0	0 0
Jim Harrick (Charleston (W.V.) 1960) 1989, 90, 91, 92RR, 93, 94, 95-CH, 96..	8	13	7	1	0	0	0 1
Steve Lavin (Chapman 1988) 1997RR, 98, 99*, 2000, 01, 02 .....	6	11	6	0	0	0	0 1
Ben Howland (Weber St. 1979) 2005, 06-2d .....	2	5	2	0	1	0	0 0
<b>TOTAL</b>	<b>40</b>	<b>90</b>	<b>33</b>	<b>11</b>	<b>2</b>	<b>2</b>	<b>1 4</b>
<b>UTAH</b>							
Vadal Petersen (Utah 1920) 1944-CH, 45RR .....	2	3	2	1	0	0	0 1
Jack Gardner (Southern California 1932) 1955, 56RR, 59, 60, 61-4th, 66-4th.....	6	8	9	0	0	0	2 1
Jerry Pimm (Southern California 1960) 1977, 78, 79, 81, 83 .....	5	5	5	0	0	0	0 0
Lynn Archibald (Fresno St. 1968) 1986 ....	1	0	1	0	0	0	0 0
Rick Majerus (Marquette 1970) 1991, 93, 95, 96, 97RR, 98-2d, 99, 2000, 02, 03 .....	10	17	10	0	1	0	0 1
Kerry Rupp (Southern Utah 1977) 2004 ....	1	0	1	0	0	0	0 0
Ray Giacoletti (Minot St. 1985) 2005 .....	1	2	1	0	0	0	0 0
<b>TOTAL</b>	<b>26</b>	<b>35</b>	<b>29</b>	<b>1</b>	<b>1</b>	<b>0</b>	<b>2 3</b>
<b>UTAH ST.</b>							
E.L. "Dick" Romney (Utah 1917) 1939RR ..	1	1	1	0	0	0	0 1
Ladell Andersen (Utah St. 1951) 1962, 63, 64, 70RR, 71 .....	5	4	7	0	0	0	0 1
Gordon "Dutch" Belnap (Utah St. 1958) 1975, 79 .....	2	0	2	0	0	0	0 0
Rod Tueller (Utah St. 1959) 1980, 83, 88... Larry Eustachy (Long Beach St. 1979) 1998 .....	3	0	3	0	0	0	0 0
Steve Morrill (Gonzaga 1974) 2000, 01, 03, 05, 06.....	1	0	1	0	0	0	0 0
<b>TOTAL</b>	<b>17</b>	<b>6</b>	<b>19</b>	<b>0</b>	<b>0</b>	<b>0</b>	<b>0 2</b>
<b>UTEP</b>							
Don Haskins (Oklahoma St. 1953) 1963, 64, 66-CH, 67, 70, 75, 84, 85, 86, 87, 88, 89, 90, 92 .....	14	14	13	1	0	0	0 0
Billy Gillispie (Texas St. 1983) 2004.....	1	0	1	0	0	0	0 0
Doc Sadler (Arkansas 1982) 2005 .....	1	0	1	0	0	0	0 0
<b>TOTAL</b>	<b>16</b>	<b>14</b>	<b>15</b>	<b>1</b>	<b>0</b>	<b>0</b>	<b>0 0</b>
<b>VALPARAISO</b>							
Homer Drew (William Jewell 1966) 1996, 97, 98, 99, 2000, 02, 04.....	7	2	7	0	0	0	0 0
<b>TOTAL</b>	<b>7</b>	<b>2</b>	<b>7</b>	<b>0</b>	<b>0</b>	<b>0</b>	<b>0 0</b>
<b>VANDERBILT</b>							
Roy Skinner (Presbyterian 1952) 1965RR, 74 .....	2	1	3	0	0	0	0 1
C.M. Newton (Kentucky 1952) 1988, 89..	2	2	2	0	0	0	0 0
Eddie Fogler (North Carolina 1970) 1991, 93 .....	2	2	2	0	0	0	0 0
Jan van Breda Kolf (Vanderbilt 1974) 1997.	1	0	1	0	0	0	0 0
Kevin Stallings (Purdue 1982) 2004 .....	1	2	1	0	0	0	0 0
<b>TOTAL</b>	<b>8</b>	<b>7</b>	<b>9</b>	<b>0</b>	<b>0</b>	<b>0</b>	<b>0 1</b>
<b>VERMONT</b>							
Tom Brennan (Georgia 1971) 2003, 04, 05	3	1	3	0	0	0	0 0
<b>TOTAL</b>	<b>3</b>	<b>1</b>	<b>3</b>	<b>0</b>	<b>0</b>	<b>0</b>	<b>0 0</b>
<b>VILLANOVA*</b>							
Alex Severance (Villanova 1929) 1939- T3d, 49RR, 51, 55 .....	4	4	4	0	0	1	0 1
Jack Kraft (St. Joseph's 1942) 1962RR, 64, 69, 70RR, 71-2d*, 72 .....	6	11	7	0	1	0	0 2
Rollie Massimino (Vermont 1956) 1978RR, 80, 81, 82RR, 83RR, 84, 85-CH, 86, 88RR, 90, 91 .....	11	20	10	1	0	0	0 4
Steve Lappas (CCNY 1977) 1995, 96, 97, 99 .....	4	2	4	0	0	0	0 0
Jay Wright (Bucknell 1983) 2005, 06RR....	2	5	2	0	0	0	0 1
<b>TOTAL</b>	<b>27</b>	<b>42</b>	<b>27</b>	<b>1</b>	<b>1</b>	<b>1</b>	<b>0 8</b>
<b>VIRGINIA</b>							
Terry Holland (Davidson 1964) 1976, 81-3d, 82, 83RR, 84-T3d, 86, 87, 89RR, 90 .....	9	15	9	0	0	2	0 2
Jeff Jones (Virginia 1982) 1991, 93, 94, 5RR, 97 .....	5	6	5	0	0	0	0 1
Pete Gillen (Fairfield 1968) 2001.....	1	0	1	0	0	0	0 0
<b>TOTAL</b>	<b>15</b>	<b>21</b>	<b>15</b>	<b>0</b>	<b>0</b>	<b>2</b>	<b>0 3</b>

CHAMPIONSHIPS

	Yrs. Won	Lost	CH	2D	3d%	4th	RR
<b>VA. COMMONWEALTH</b>							
J.D. Barnett (Winona St. 1966) 1980, 81, 83, 84, 85 .....	5	4	5	0	0	0	0
Sonny Smith (Milligan 1958) 1996 .....	1	0	1	0	0	0	0
Jeff Capel III (Duke 1997) 2004 .....	1	0	1	0	0	0	0
TOTAL	7	4	7	0	0	0	0
<b>VMI</b>							
Louis "Weenie" Miller (Richmond 1947) 1964 .....	1	0	1	0	0	0	0
Bill Blair (VMI 1964) 1976RR .....	1	2	1	0	0	0	1
Charlie Schmaus (VMI 1966) 1977 .....	1	1	1	0	0	0	0
TOTAL	3	3	3	0	0	0	1
<b>VIRGINIA TECH</b>							
Howard Shannon (Kansas St. 1948) 1967RR .....	1	2	1	0	0	0	1
Don DeVoe (Ohio St. 1964) 1976 .....	1	0	1	0	0	0	0
Charles Moir (Appalachian St. 1952) 1979, 80, 85, 86 .....	4	2	4	0	0	0	0
Bill C. Foster (Carson-Newman 1958) 1996 .....	1	1	1	0	0	0	0
TOTAL	7	5	7	0	0	0	1
<b>WAGNER</b>							
Derek Whittenburg (North Carolina St. 1984) 2003 .....	1	0	1	0	0	0	0
TOTAL	1	0	1	0	0	0	0
<b>WAKE FOREST</b>							
Murray Greason (Wake Forest 1926) 1939RR, 53 .....	2	1	2	0	0	0	1
Horace "Bones" McKinney (North Carolina 1946) 1961RR, 62-3d .....	2	6	2	0	0	1	0
Carl Tacy (Davis & Elkins 1956) 1977RR, 81, 82, 84RR .....	4	5	4	0	0	0	2
Dave Odum (Guilford 1965) 1991, 92, 93, 94, 95, 96RR, 97, 2001 .....	8	10	8	0	0	0	1
Skip Prosser (Merchant Marine 1972) 2002, 03, 04, 05 .....	4	5	4	0	0	0	0
TOTAL	20	27	20	0	0	1	5
<b>WASHINGTON</b>							
Clarence "Hec" Edmundson (Idaho 1909) 1943RR .....	1	0	2	0	0	0	1
Art McLarney (Washington St. 1932) 1948RR .....	1	1	1	0	0	0	1
William "Tippy" Dye (Ohio St. 1937) 1951RR, 53-3d .....	2	5	2	0	0	1	0
Marv Harshman (Pacific Lutheran 1942) 1976, 84, 85 .....	3	2	3	0	0	0	0
Andy Russo (Lake Forest 1970) 1986 .....	1	0	1	0	0	0	0
Bob Bender (Duke 1980) 1998, 99 .....	2	2	2	0	0	0	0
Lorenzo Romar (Washington 1980) 2004, 05, 06 .....	3	4	3	0	0	0	0
TOTAL	13	14	14	0	0	1	3
<b>WASHINGTON ST.</b>							
Jack Friel (Washington St. 1923) 1941-2d... George Raveling (Villanova 1960) 1980, 83 .....	1	2	1	0	1	0	0
Kelvin Sampson (UNC Pembroke 1978) 1994 .....	1	0	1	0	0	0	0
TOTAL	4	3	4	0	1	0	0
<b>WAYNE ST. (MICH.)</b>							
Joel Mason (Western Mich. 1936) 1956 ... 1977 .....	1	1	2	0	0	0	0
TOTAL	1	1	2	0	0	0	0
<b>WEBER ST.</b>							
Dick Motta (Utah St. 1953) 1968 .....	1	0	1	0	0	0	0
Phil Johnson (Utah St. 1953) 1969, 70, 71 .. Gene Visscher (Weber St. 1966) 1972, 73 .....	3	2	3	0	0	0	0
Neil McCarthy (Sacramento St. 1965) 1978, 79, 80, 83 .....	4	1	4	0	0	0	0
Ron Abegglen (Brigham Young 1962) 1995, 99 .....	2	2	2	0	0	0	0
Joe Cravens (Tex.-Arlington 1977) 2003 ... 1999 .....	1	0	1	0	0	0	0
TOTAL	13	6	14	0	0	0	0
<b>WEST TEXAS A&amp;M</b>							
W.A. "Gus" Miller (West Texas A&M 1927) 1955 .....	1	0	1	0	0	0	0
TOTAL	1	0	1	0	0	0	0
<b>WEST VIRGINIA</b>							
Fred Schaus (West Virginia 1949) 1955, 56, 57, 58, 59-2d, 60 .....	6	6	6	0	1	0	0
George King (Charleston (W.V.) 1950) 1962, 63, 65 .....	3	2	3	0	0	0	0
Raymond "Bucky" Waters (North Carolina St. 1957) 1967 .....	1	0	1	0	0	0	0
Gale Catlett (West Virginia 1963) 1982, 83, 84, 86, 87, 89, 92, 98 .....	8	5	8	0	0	0	0
John Beilein (Wheeling Jesuit 1975) 2005RR, 06 .....	2	5	2	0	0	0	1
TOTAL	20	18	20	0	1	0	1

	Yrs. Won	Lost	CH	2D	3d%	4th	RR
<b>WESTERN CARO.</b>							
Phil Hopkins (Gardner-Webb 1972) 1996... 1997 .....	1	0	1	0	0	0	0
TOTAL	1	0	1	0	0	0	0
<b>WESTERN KY.*</b>							
Ed Diddle (Centre 1921) 1940RR, 60, 62... Johnny Oldham (Western Ky. 1948) 1966, 67, 70, 71-3d* .....	3	3	4	0	0	0	1
Jim Richards (Western Ky. 1959) 1976, 78... Gene Keady (Kansas St. 1958) 1980 .....	4	6	4	0	0	1	0
Clem Haskins (Western Ky. 1967) 1981, 86... Murray Arnold (American 1960) 1987 .....	2	1	2	0	0	0	0
Ralph Willard (Holy Cross 1967) 1993, 94... Matt Kilcullen (Lehman 1976) 1995 .....	1	1	1	0	0	0	0
Dennis Felton (Howard 1985) 2001, 02, 03 1999 .....	3	0	3	0	0	0	0
TOTAL	19	15	20	0	0	1	0
<b>WESTERN MICH.</b>							
Eldon Miller (Wittenberg 1961) 1976 .....	1	1	1	0	0	0	0
Bob Donewald (Hanover 1964) 1998 .....	1	1	1	0	0	0	0
Steve Hawkins (South Ala. 1987) 2004..... 1999 .....	1	0	1	0	0	0	0
TOTAL	3	2	3	0	0	0	0
<b>WICHITA ST.</b>							
Ralph Miller (Kansas 1942) 1964RR .....	1	1	1	0	0	0	1
Gary Thompson (Wichita St. 1954) 1965-4th Harry Miller (Eastern N.M. 1951) 1976 .....	1	2	2	0	0	0	1
Gene Smithson (North Central 1961) 1981RR, 85 .....	1	0	1	0	0	0	0
Eddie Fogler (North Carolina 1970) 1987, 88 .....	2	3	2	0	0	0	1
Mark Turgeon (Kansas 1987) 2006 .....	2	0	2	0	0	0	0
TOTAL	8	8	9	0	0	0	3
<b>WILLIAMS</b>							
Alex Shaw (Michigan 1932) 1955 .....	1	0	1	0	0	0	0
TOTAL	1	0	1	0	0	0	0
<b>WINTHROP</b>							
Gregg Marshall (Randolph-Macon 1985) 1999, 2000, 01, 02, 05, 06 .....	6	0	6	0	0	0	0
TOTAL	6	0	6	0	0	0	0
<b>WISCONSIN</b>							
Harold "Bud" Foster (Wisconsin 1930) 1941-CH, 47RR .....	2	4	1	1	0	0	1
Stu Jackson (Seattle 1978) 1994 .....	1	1	1	0	0	0	0
Dick Bennett (Ripon 1965) 1997, 99, 2000-T3d .....	3	4	3	0	1	0	0
Brad Soderberg (Wis.-Stevens Point 1985) 2001 .....	1	0	1	0	0	0	0
Bo Ryan (Wilkes 1969) 2002, 03, 04, 05RR, 06 .....	5	7	5	0	0	0	1
TOTAL	12	16	11	1	0	1	2
<b>WIS.-GREEN BAY</b>							
Dick Bennett (Ripon 1965) 1991, 94, 95... Mike Heideman (Wis.-La Crosse 1971) 1996 .....	3	1	3	0	0	0	0
TOTAL	4	1	4	0	0	0	0
<b>WIS.-MILWAUKEE</b>							
Bruce Pearl (Boston College 1982) 2003, 05 .....	2	2	2	0	0	0	0
Rob Jeter (Wis.-Platteville 1991) 2006..... 1999 .....	1	1	1	0	0	0	0
TOTAL	3	3	3	0	0	0	0
<b>WRIGHT ST.</b>							
Ralph Underhill (Tennessee Tech 1964) 1993 .....	1	0	1	0	0	0	0
TOTAL	1	0	1	0	0	0	0
<b>WYOMING</b>							
Everett Shelton (Phillips 1923) 1941RR, 43-CH, 47RR, 48RR, 49RR, 52RR, 53, 58... Bill Strannigan (Wyoming 1941) 1967 .....	8	4	12	1	0	0	5
Jim Brandenburg (Colorado St. 1958) 1981, 82, 87 .....	1	0	2	0	0	0	0
Benny Dees (Wyoming 1958) 1988 .....	3	4	3	0	0	0	0
Steve McClain (Chadron St. 1984) 2002... 1999 .....	1	0	1	0	0	0	0
TOTAL	14	9	19	1	0	0	5
<b>XAVIER</b>							
Jim McCafferty (Loyola (La.) 1942) 1961... Bob Staak (Connecticut 1971) 1983 .....	1	0	1	0	0	0	0
Pete Gillen (Fairfield 1968) 1986, 87, 88, 89, 90, 91, 93 .....	1	0	1	0	0	0	0
Skip Prosser (Merchant Marine 1972) 1995, 97, 98, 2001 .....	7	5	7	0	0	0	0
Thad Motta (Butler 1990) 2002, 03, 04RR... Sean Miller (Pittsburgh 1992) 2006 .....	4	1	4	0	0	0	0
TOTAL	3	5	3	0	0	0	1
<b>YALE</b>							
Howard Hobson (Oregon 1926) 1949RR... Joe Vancisin (Dartmouth 1944) 1957, 62... 1999 .....	1	0	2	0	0	0	1
TOTAL	2	0	2	0	0	0	0

National 3rd-place games did not start until 1946 and ended in 1981; in other years, two teams tied for third and both are listed in this column. RR-Regional runner-up, or one victory from Final Four, thus in the top eight.

**# NOTES ON TEAMS AND COACHES:**

MICHIGAN: Steve Fisher coached Michigan in the 1989 tournament; Bill Freider was the coach during the regular season.  
 MISSOURI: Rich Daly coached Missouri in the 1989 tournament due to Norm Stewart's illness; Missouri credits the entire 1989 season to Stewart.  
 PRINCETON: J.L. McCandless coached Princeton in the 1961 tournament; Franklin Cappon suffered a heart attack 11 games into the season; Princeton credits the 1961 regular season to Cappon and the postseason to McCandless.  
 SEATTLE: Clair Markey coached Seattle in the 1963 tournament due to Vince Cazzetta's resignation.

**\* TEAMS VACATING NCAA TOURNAMENT ACTION**

Teams	Years	Record	Placing	Conference
Alabama	1987	2-1		Southeastern
Arizona	1999	0-1		Pacific 10
Arizona St.	1995	2-1		Pacific 10
Austin Peay	1973	1-2		Ohio Valley
California	1996	0-1		Pacific 10
Clemson	1990	2-1		Atlantic Coast
Connecticut	1996	2-1		Big East
DePaul	1986-89	6-4		Independent
Florida	1987-88	3-2		Southeastern
Fresno St.	2000	0-1		Western Athletic
Georgia	1985, 2002	2-2		Southeastern
Iona	1980	1-1		Independent
Kentucky	1988	2-1		Southeastern
Long Beach St.	1971-73	6-3	2 RR	Pacific Coast
La.-Lafayette	1972-73	3-3		Southland
Loyola Marymount	1980	0-1		West Coast
Marshall	1987	0-1		Southern
Maryland	1988	1-1		Atlantic Coast
Massachusetts	1996	4-1	3d	Atlantic 10
Memphis	1982-86	9-5	3d	Metro
Michigan	1992-93, 96, 98	10-4	2 2d	Big Ten
Minnesota	1972, 94-95, 97	6-4	3d	Big Ten
Missouri	1994	3-1	RR	Big Eight
New Mexico St.	1992-94	3-3		Big West
North Carolina St.	1987-88	0-2		Atlantic Coast
Ohio St.	1999-2002	6-4	3d	Big Ten
Oregon St.	1980-82	2-3	RR	Pacific 10
Purdue	1996	1-1		Big Ten

Teams	Years	Record	Placing	Conference
St. John's (N.Y.)	2002	0-1		Big East
St. Joseph's	1961	3-1	3d	Middle Atlantic
Texas Tech	1996	2-1		Southwest
UCLA	1980, 99	5-2	2d	Pacific 10
Villanova	1971	4-1	2d	Independent
Western Ky.	1971	4-1	3d	Ohio Valley
33 schools	61 years	92-63	4 2d, 6 3d, 4 RR	

Official NCAA Records	Yrs	Won	Lost	CH	2d	3d	4th	RR
Alabama	18	18	18	0	0	0	0	0
Arizona	24	41	23	1	1	2	0	4
Arizona St.	11	10	12	0	0	0	0	3
Austin Peay	4	1	4	0	0	0	0	0
California	13	18	13	1	1	0	1	2
Clemson	6	6	6	0	0	0	0	1
Connecticut	26	40	25	1	0	0	0	6
DePaul	18	15	21	0	0	2	0	1
Florida	11	20	10	1	0	1	0	0
Fresno St.	4	2	4	0	0	0	0	0
Georgia	7	5	7	0	0	1	0	0
Iona	7	0	7	0	0	0	0	0
Kentucky	47	97	42	7	3	3	0	18
Long Beach St.	4	1	5	0	0	0	0	0
La.-Lafayette	7	1	7	0	0	0	0	0
Loyola Marymount	4	5	4	0	0	0	0	1
Marshall	4	0	4	0	0	0	0	0
Maryland	20	34	19	1	0	1	0	2
Massachusetts	7	7	7	0	0	0	0	1
Memphis	14	13	14	0	1	0	0	2
Michigan	16	31	15	1	2	1	0	5
Minnesota	5	6	5	0	0	0	0	1
Missouri	20	15	20	0	0	0	0	3
New Mexico St.	13	7	15	0	0	1	0	0
North Carolina St.	20	32	19	2	0	1	0	3
Ohio St.	19	32	18	1	3	4	0	3
Oregon St.	13	10	16	0	0	0	2	4
Purdue	19	26	19	0	1	1	0	2
St. John's (N.Y.)	26	27	28	0	1	1	0	4
St. Joseph's	17	15	21	0	0	0	0	2
Texas Tech	12	6	13	0	0	0	0	0
UCLA	38	85	31	11	1	2	1	4
Villanova	26	38	26	1	0	1	0	8
Western Ky.	18	11	19	0	0	0	0	1

**Final Four All-Tournament Teams**

(First player listed on each team was the outstanding player in the Final Four)

**1939**— Not chosen.

**1940**— Marvin Huffman, Indiana  
 Howard Engleman, Kansas  
 Bob Allen, Kansas  
 Jay McCreary, Indiana  
 William Menke, Indiana

**1941-51**— Not chosen.

**1952**— Clyde Lovellette, Kansas  
 Bob Zawoluk, St. John's (N.Y.)  
 John Kerr, Illinois  
 Ron MacGilvray, St. John's (N.Y.)  
 Dean Kelley, Kansas

**1953**— B.H. Born, Kansas  
 Bob Houbregs, Washington  
 Bob Leonard, Indiana  
 Dean Kelley, Kansas  
 Don Schlundt, Indiana

**1954**— Tom Gola, La Salle  
 Chuck Singley, La Salle  
 Jesse Arnelles, Penn St.  
 Roy Irvin, Southern California  
 Bob Carney, Bradley

**1955**— Bill Russell, San Francisco  
 Tom Gola, La Salle  
 K.C. Jones, San Francisco  
 Jim Ranglos, Colorado  
 Carl Cain, Iowa

**1956**— Hal Lear, Temple  
 Bill Russell, San Francisco  
 Carl Cain, Iowa  
 Hal Perry, San Francisco  
 Bill Logan, Iowa

**1957**— Wilt Chamberlain, Kansas  
 Len Rosenbluth, North Carolina  
 John Green, Michigan St.  
 Gene Brown, San Francisco  
 Pete Brennan, North Carolina

**1958**— Elgin Baylor, Seattle  
 John Cox, Kentucky  
 Guy Rodgers, Temple  
 Charley Brown, Seattle  
 Vern Hatton, Kentucky

**1959**— Jerry West, West Virginia  
 Oscar Robertson, Cincinnati  
 Darrall Imhoff, California  
 Don Goldstein, Louisville  
 Denny Fitzpatrick, California

**1960**— Jerry Lucas, Ohio St.  
 Oscar Robertson, Cincinnati  
 Mel Nowell, Ohio St.  
 Darrall Imhoff, California  
 Tom Sanders, New York U.

**1961**— Jerry Lucas, Ohio St.  
 Bob Wiesenhahn, Cincinnati  
 Larry Siegfried, Ohio St.  
 Carl Bouldin, Cincinnati  
 \*Jack Egan, St. Joseph's

**1962**— Paul Hogue, Cincinnati  
 Jerry Lucas, Ohio St.  
 Tom Thacker, Cincinnati  
 John Havlicek, Ohio St.  
 Len Chappell, Wake Forest

**1963**— Art Heyman, Duke  
 Tom Thacker, Cincinnati  
 Les Hunter, Loyola (Ill.)  
 George Wilson, Cincinnati  
 Ron Bonham, Cincinnati

**1964**— Walt Hazzard, UCLA  
 Jeff Mullins, Duke  
 Bill Buntin, Michigan  
 Willie Murrell, Kansas St.  
 Gail Goodrich, UCLA

**1965**— Bill Bradley, Princeton  
 Gail Goodrich, UCLA  
 Cazzie Russell, Michigan  
 Edgar Lacey, UCLA  
 Kenny Washington, UCLA

**1966**— Jerry Chambers, Utah  
 Pat Riley, Kentucky  
 Jack Marin, Duke  
 Louie Dampier, Kentucky  
 Bobby Joe Hill, UTEP

**1967**— Lew Alcindor, UCLA  
 Don May, Dayton  
 Mike Warren, UCLA  
 Elvin Hayes, Houston  
 Lucius Allen, UCLA

**1968**— Lew Alcindor, UCLA  
 Lynn Shackelford, UCLA  
 Mike Warren, UCLA  
 Lucius Allen, UCLA  
 Larry Miller, North Carolina

**1969**— Lew Alcindor, UCLA  
 Rick Mount, Purdue  
 Charlie Scott, North Carolina  
 Willie McCarter, Drake  
 John Vallely, UCLA

**1970**— Sidney Wicks, UCLA  
 Jimmy Collins, New Mexico St.  
 John Vallely, UCLA  
 Artis Gilmore, Jacksonville  
 Curtis Rowe, UCLA

**1971**— \*Howard Porter, Villanova  
 \*Hank Stiemjonkowski, Villanova  
 \*Jim McDaniel, Western Ky.  
 Steve Patterson, UCLA  
 Sidney Wicks, UCLA

**1972**— Bill Walton, UCLA  
 Keith Wilkes, UCLA  
 Bob McAdoo, North Carolina  
 Jim Price, Louisville  
 Ron King, Florida St.

- 1973**— Bill Walton, UCLA  
Steve Downing, Indiana  
Ernie DiGregorio, Providence  
Larry Finch, Memphis  
Larry Kenon, Memphis
- 1974**— David Thompson, North Carolina St.  
Bill Walton, UCLA  
Tom Burleson, North Carolina St.  
Monte Towe, North Carolina St.  
Maurice Lucas, Marquette
- 1975**— Richard Washington, UCLA  
Kevin Grevey, Kentucky  
Dave Myers, UCLA  
Allen Murphy, Louisville  
Jim Lee, Syracuse
- 1976**— Kent Benson, Indiana  
Scott May, Indiana  
Rickey Green, Michigan  
Marques Johnson, UCLA  
Tom Abernethy, Indiana
- 1977**— Butch Lee, Marquette  
Mike O'Koren, North Carolina  
Cedric Maxwell, Charlotte  
Bo Ellis, Marquette  
Walter Davis, North Carolina  
Jerome Whitehead, Marquette
- 1978**— Jack Givens, Kentucky  
Ron Brewer, Arkansas  
Mike Gminski, Duke  
Rick Robey, Kentucky  
Jim Spanarkel, Duke
- 1979**— Earvin Johnson, Michigan St.  
Greg Kelsner, Michigan St.  
Larry Bird, Indiana St.  
Mark Aguirre, DePaul  
Gary Garland, DePaul
- 1980**— Darrell Griffith, Louisville  
\*Rod Foster, UCLA  
Joe Barry Carroll, Purdue  
\*Kike Vandeweghe, UCLA  
Rodney McCray, Louisville
- 1981**— Isiah Thomas, Indiana  
Jeff Lamp, Virginia  
Jim Thomas, Indiana  
Landon Turner, Indiana  
Al Wood, North Carolina
- 1982**— James Worthy, North Carolina  
Patrick Ewing, Georgetown  
Eric Floyd, Georgetown  
Michael Jordan, North Carolina  
Sam Perkins, North Carolina
- 1983**— Akeem Olajuwon, Houston  
Thurl Bailey, North Carolina St.  
Sidney Lowe, North Carolina St.  
Milt Wagner, Louisville  
Dereck Whittenburg, North Carolina St.
- 1984**— Patrick Ewing, Georgetown  
Michael Graham, Georgetown  
Akeem Olajuwon, Houston  
Michael Young, Houston  
Alvin Franklin, Houston
- 1985**— Patrick Ewing, Georgetown  
Ed Pinckney, Villanova  
Dwayne McClain, Villanova  
Harold Jensen, Villanova  
Gary McClain, Villanova
- 1986**— Pervis Ellison, Louisville  
Billy Thompson, Louisville  
Johnny Dawkins, Duke  
Mark Alarie, Duke  
Tommy Amaker, Duke
- 1987**— Keith Smart, Indiana  
Sherman Douglas, Syracuse  
Derrick Coleman, Syracuse  
Armon Gilliam, UNLV  
Steve Alford, Indiana
- 1988**— Danny Manning, Kansas  
Milt Newton, Kansas  
Stacey King, Oklahoma  
Dave Sieger, Oklahoma  
Sean Elliott, Arizona
- 1989**— Glen Rice, Michigan  
Rumeal Robinson, Michigan  
Danny Ferry, Duke  
Gerald Greene, Seton Hall  
John Morton, Seton Hall
- 1990**— Anderson Hunt, UNLV  
Stacey Augmon, UNLV  
Larry Johnson, UNLV  
Phil Henderson, Duke  
Dennis Scott, Georgia Tech
- 1991**— Christian Laettner, Duke  
Bobby Hurley, Duke  
Bill McCaffrey, Duke  
Mark Randall, Kansas  
Anderson Hunt, UNLV
- 1992**— Bobby Hurley, Duke  
Grant Hill, Duke  
Christian Laettner, Duke  
Jalen Rose, Michigan  
Chris Webber, Michigan
- 1993**— Donald Williams, North Carolina  
Eric Montross, North Carolina  
George Lynch, North Carolina  
Chris Webber, Michigan  
Jamal Mashburn, Kentucky
- 1994**— Corliss Williamson, Arkansas  
Corey Beck, Arkansas  
Scotty Thurman, Arkansas  
Grant Hill, Duke  
Antonio Lang, Duke  
Ed O'Bannon, UCLA  
Toby Bailey, UCLA  
Corliss Williamson, Arkansas  
Clint McDaniel, Arkansas  
Bryant Reeves, Oklahoma St.
- 1995**— Tony Delk, Kentucky  
Ron Mercer, Kentucky  
Marcus Camby, Massachusetts  
Todd Burgan, Syracuse  
John Wallace, Syracuse
- 1996**— Myles Simon, Arizona  
Mike Bibby, Arizona  
Ron Mercer, Kentucky  
Scott Padgett, Kentucky  
Bobby Jackson, Minnesota
- 1997**— Jeff Sheppard, Kentucky  
Scott Padgett, Kentucky  
Arthur Lee, Stanford  
Michael Doleac, Utah  
Andre Miller, Utah
- 1998**— Richard Hamilton, Connecticut  
Khalid El-Amin, Connecticut  
Ricky Moore, Connecticut  
Elton Brand, Duke  
Trajan Langdon, Duke
- 1999**— Mateen Cleaves, Michigan St.  
Udonis Haslem, Florida  
Charlie Bell, Michigan St.  
A.J. Granger, Michigan St.  
Morris Peterson, Michigan St.
- 2000**— Shane Battier, Duke  
Mike Dunleavy, Duke  
Richard Jefferson, Arizona  
Jason Williams, Duke  
Loren Woods, Arizona
- 2001**— Juan Dixon, Maryland  
Lonny Baxter, Maryland  
Chris Wilcox, Maryland  
Dane Fife, Indiana  
Kyle Hornsby, Indiana
- 2002**— Carmelo Anthony, Syracuse  
Gerry McNamara, Syracuse  
Nick Collison, Kansas  
Kirk Hinrich, Kansas  
Keith Langford, Kansas
- 2003**— Emeka Okafor, Connecticut  
Rashad Anderson, Connecticut  
Ben Gordon, Connecticut  
Will Bynum, Georgia Tech  
Luke Schenscher, Georgia Tech
- 2004**— Sean May, North Carolina  
Luther Head, Illinois  
Deron Williams, Illinois  
Raymond Felton, North Carolina  
Rashad McCants, North Carolina
- 2005**— Joakim Noah, Florida  
Corey Brewer, Florida  
Taurean Green, Florida  
Lee Humphrey, Florida  
Jordan Farmar, UCLA

\*Record later vacated.

## National Invitation Tournament Year-by-Year Results

Season	Champion	Score	Runner-Up	Third Place	Fourth Place
1938	Temple	60-36	Colorado	Oklahoma St.	New York U.
1939	Long Island	44-32	Loyola (Ill.)	Bradley	St. John's (N.Y.)
1940	Colorado	51-40	Duquesne	Oklahoma St.	DePaul
1941	Long Island	56-42	Ohio	CCNY	Seton Hall
1942	West Virginia	47-45	Western Ky.	Creighton	Toledo
1943	St. John's (N.Y.)	48-27	Toledo	Wash. & Jeff.	Fordham
1944	St. John's (N.Y.)	47-39	DePaul	Kentucky	Oklahoma St.
1945	DePaul	71-54	Bowling Green	St. John's (N.Y.)	Rhode Island
1946	Kentucky	46-45	Rhode Island	West Virginia	Muhlenberg
1947	Utah	49-45	Kentucky	North Carolina St.	West Virginia
1948	St. Louis	65-52	New York U.	Western Ky.	DePaul
1949	San Francisco	48-47	Loyola (Ill.)	Bowling Green	Bradley
1950	CCNY	69-61	Bradley	St. John's (N.Y.)	Duquesne
1951	Brigham Young	62-43	Dayton	St. John's (N.Y.)	Seton Hall
1952	La Salle	75-64	Dayton	St. Bonaventure	Duquesne
1953	Seton Hall	58-46	St. John's (N.Y.)	Duquesne	Manhattan
1954	Holy Cross	71-62	Duquesne	Niagara	Western Ky.
1955	Duquesne	70-58	Dayton	Cincinnati	St. Francis (Pa.)
1956	Louisville	93-80	Dayton	St. Joseph's	St. Francis (N.Y.)
1957	Bradley	84-83	Memphis	Tampa	St. Bonaventure



Season	Champion	Score	Runner-Up	Third Place	Fourth Place
1958	Xavier	78-74(ot)	Dayton	St. Bonaventure	St. John's (N.Y.)
1959	St. John's (N.Y.)	76-71(ot)	Bradley	New York U.	Providence
1960	Bradley	88-72	Providence	Utah St.	St. Bonaventure
1961	Providence	62-59	St. Louis	Holy Cross	Dayton
1962	Dayton	73-67	St. John's (N.Y.)	Loyola (Ill.)	Duquesne
1963	Providence	81-66	Canisius	Marquette	Villanova
1964	Bradley	86-54	New Mexico	Army	New York U.
1965	St. John's (N.Y.)	55-51	Villanova	Army	New York U.
1966	Brigham Young	97-84	New York U.	Villanova	Army
1967	Southern Ill.	71-56	Marquette	Rutgers	Marshall
1968	Dayton	61-48	Kansas	Notre Dame	St. Peter's
1969	Temple	89-76	Boston College	Tennessee	Army
1970	Marquette	65-53	St. John's (N.Y.)	Army	LSU
1971	North Carolina	84-66	Georgia Tech	St. Bonaventure	Duke
1972	Maryland	100-69	Niagara	Jacksonville	St. John's (N.Y.)
1973	Virginia Tech	92-91(ot)	Notre Dame	North Carolina	Alabama
1974	Purdue	87-81	Utah	Boston College	Jacksonville
1975	Princeton	80-69	Providence	Oregon	St. John's (N.Y.)
1976	Kentucky	81-76	Charlotte	North Carolina St.	Providence
1977	St. Bonaventure	94-91	Houston	Villanova	Alabama
1978	Texas	101-93	North Carolina St.	Rutgers	Georgetown
1979	Indiana	53-52	Purdue	Alabama	Ohio St.
1980	Virginia	58-55	Minnesota	Illinois	UNLV
1981	Tulsa	86-84(ot)	Syracuse	Purdue	West Virginia
1982	Bradley	67-58	Purdue	+ Georgia	+ Oklahoma
1983	Fresno St.	69-60	DePaul	+ Nebraska	+ Wake Forest
1984	Michigan	83-63	Notre Dame	Virginia Tech	La.-Lafayette
1985	UCLA	65-62	Indiana	Tennessee	Louisville
1986	Ohio St.	73-63	Wyoming	Louisiana Tech	Florida
1987	Southern Miss.	84-80	La Salle	Nebraska	Ark.-Little Rock
1988	Connecticut	72-67	Ohio St.	Colorado St.	Boston College
1989	St. John's (N.Y.)	73-65	St. Louis	UAB	Michigan St.
1990	Vanderbilt	74-72	St. Louis	Penn St.	New Mexico
1991	Stanford	78-72	Oklahoma	Colorado	Massachusetts
1992	Virginia	81-76	Notre Dame	Utah	Florida
1993	Minnesota	92-61	Georgetown	UAB	Providence
1994	Villanova	80-73	Vanderbilt	Siena	Kansas St.
1995	Virginia Tech	65-64(ot)	Marquette	Penn St.	Canisius
1996	Nebraska	60-56	St. Joseph's	Tulane	Alabama
1997	Michigan	82-73	Florida St.	Connecticut	Arkansas
1998	Minnesota	79-72	Penn St.	Georgia	Fresno St.
1999	California	61-60	Clemson	Xavier	Oregon
2000	Wake Forest	71-61	Notre Dame	Penn St.	North Carolina St.
2001	Tulsa	79-60	Alabama	Memphis	Detroit
2002	Memphis	72-62	South Carolina	Syracuse	Temple
2003	St. John's (N.Y.)	70-67	Georgetown	Minnesota	Texas Tech
2004	Michigan	62-55	Rutgers	+ Iowa St.	+ Oregon
2005	South Carolina	60-57	St. Joseph's	+ Maryland	+ Memphis
2006	South Carolina	76-64	Michigan	+ Louisville	+ Old Dominion

+tied for third place

**POSTSEASON CHARITY GAME**

During World War II, the American Red Cross sponsored a basketball game to raise money for the war effort. The game featured that year's NCAA champion versus the NIT champion.

Season	Winner	Score	Loser	Site
1943	Wyoming (NCAA champion)	52-47 (ot)	St. John's (N.Y.) (NIT champion)	New York
1944	Utah (NCAA champion)	43-36	St. John's (N.Y.) (NIT champion)	New York
1945	Oklahoma St. (NCAA champion)	52-44	DePaul (NIT champion)	New York

**CHAMPIONSHIPS**

## NABC All-Star Game Results

Season	Winner	Score	MVP	Winning Coach	Losing Coach	Attendance
1963	East	77-70	Art Heyman, Duke	Harold Anderson	Cliff Wells	9,000
1964	West	79-78	Willie Murrell, Kansas St.	Slats Gill	Jack Gardner	9,700
1965	West	87-74	Gail Goodrich, UCLA	Doggie Julian	Joe Lapchick	7,000
1966	East	126-99	Cazzie Russell, Michigan	Taps Gallagher	Forrest Twogood	8,000
1967	East	102-93	Sonny Dove, St. John's (N.Y.)	Ben Carnevale	Everest Shelton	7,300
1968	West	95-88	Pete Maravich, LSU	Phog Allen & Tex Winter	Art Schabinger & John Bach	14,500
1969	East	104-80	Neal Walk, Florida	Tony Hinkle	Branch McCracken	6,100
1970	East	116-102	Charlie Scott, North Carolina	Nat Holman	Bud Foster	14,756
1971	East	106-104 (ot)	Jim McDaniel, Western Ky.	Dutch Lonborg	Vadal Peterson	13,178
1972	East	96-91 (ot)	Billy Shepard, Butler	Howard Hobson	Hank Iba	7,856
1973	West	98-94	Jim Brewer, Minnesota	Stan Watts	Adolph Rupp	8,609
1974	East	105-85	Marvin Barnes, Providence	Harry Litwack	John Hyder	8,396
1975	West	110-89	Gus Williams, Southern California	Bruce Drake	Eddie Hickey	NA
1976	West	101-98	Chuckie Williams, Kansas St.	Marv Harshman	Dean Smith	5,951
1977	East	114-93	Ernie Grunfeld, Tennessee	Bob Knight	Johnny Orr	6,537
1978	East	93-87	Butch Lee, Marquette	Frank McGuire	Al McGuire	4,275
1979	East	114-109	Greg Deane, Utah	Joe B. Hall	Bill Foster	7,472
1980	East	88-79	Mike O'Koren, North Carolina	Bill Hodges	Jud Heathcote	7,600
1981	West	99-97	Danny Ainge, Brigham Young	Larry Brown	Denny Crum	3,116
1982	West	102-68	Ricky Frazier, Missouri	Dale Brown	Bob Knight	3,965
1983	West	99-94	Darrell Walker, Arkansas	John Thompson	Dean Smith	4,178
1984	West	111-77	Fred Reynolds, UTEP	Marv Harshman	Jim Valvano	4,126
1985	West	97-90	Lorenzo Charles, North Carolina St.	Guy Lewis	Joe B. Hall	10,464
1986	West	94-92	David Wingate, Georgetown	Rollie Massimino	Lou Carnesecca	7,009
1987	West	92-91	David Robinson, Navy	Denny Crum	Mike Krzyzewski	8,041
1988	East	97-91	David Rivers, Notre Dame	Jim Boeheim	Jerry Tarkanian	8,528
1989	West	150-111	Tim Hardaway, UTEP	Lute Olson	Billy Tubbs	7,541
1990	East	127-126	Travis Mays, Texas	P.J. Carlesimo	Steve Fisher	7,161
1991	West	122-113	Jimmy Oliver, Purdue	Nolan Richardson	Bobby Cremins	8,000
1992	West	117-93	Doug Christie, Pepperdine	Roy Williams	Clem Haskins	10,344
1993	West	104-95	Ervin Johnson, New Orleans	Bob Huggins	Mike Krzyzewski	6,604
1994	East	77-73	Charlie Ward, Florida St.	Clarence "Big House" Gaines	Guy Lewis	6,500
1995	West	117-88	Fred Hoiberg, Iowa St.	Lute Olson	Lon Kruger	7,900
1996	East	99-92	Danetri Hill, Florida	Eddie Sutton	Jim Harrick	5,500
1997	East	105-94	James Collins, Florida St.	Jim Boeheim	Norm Stewart	6,019
1998	East	102-89	Felipe Lopez, St. John's (N.Y.)	Clem Haskins	Steve Lavin	8,998
1999	West	93-86	Doug Swenson, Creighton	Rick Majerus	Tubby Smith	6,753

Year	Score NABC-Opp.	NABC MVP	NABC Coach	Opponent	Attendance
2000	80-82	Kenyon Jones, San Francisco	Jim Calhoun	Harlem Globetrotters	8,000
2001	63-75	Kyle Hill, Eastern Mich.	Gene Keady	Harlem Globetrotters	15,253
2002	86-76	Tony Akins, Georgia Tech	Tom Izzo	Harlem Globetrotters	8,758
2003	85-87 (ot)	Dahntay Jones, Duke	Gary Williams	Harlem Globetrotters	14,844
2004	72-88	David Hawkins, Temple	Jim Boeheim	Harlem Globetrotters	11,637
2005	73-68	Chuck Hayes, Kentucky	Jim Calhoun	Harlem Globetrotters	13,000
2006	87-83	Bobby Jones, Washington	Bruce Weber	Harlem Globetrotters	10,921

**Game Sites:** 1963-67—Lexington, Kentucky; 1968-70—Indianapolis, Indiana; 1971-74—Dayton, Ohio; 1975-77—Tulsa, Ok.; 1978-present—same city as the NCAA Final Four.

# Division II Championship

## 2006 Results

### FIRST ROUND

Delta St. 76, Stillman 70  
 Ark.-Monticello 90, North Ala. 81  
 Rollins 63, Ala.-Huntsville 58  
 Montevallo 69, Benedict 59  
 Seattle Pacific 86, Central Wash. 76  
 Cal St. Bakersfield 71, Sonoma St. 65  
 Chaminade 84, Alas. Anchorage 67  
 Western Wash. 100, Humboldt St. 86  
 St. Joseph's (Ind.) 74, Ferris St. 69  
 Southern Ind. 78, Drury 58  
 Quincy 74, Findlay 67  
 SIU Edwardsville 65, Grand Valley St. 61  
 Virginia Union 82, Wingate 66  
 Columbus St. 90, S.C. Upstate 88 (ot)  
 GC&SU 86, Johnson C. Smith 68  
 Presbyterian 73, Armstrong Atlantic 67  
 Winona St. 81, South Dakota 69 (ot)  
 Minn. St. Mankato 82, Neb.-Kearney 70  
 Northern St. 72, Metro St. 67  
 Fort Hays St. 69, St. Cloud St. 54  
 Barton 93, Wheeling Jesuit 70  
 Mount Olive 86, Shippensburg 83

Alderson-Broaddus 64, Salem Int'l 58  
 West Virginia St. 103, Edinboro 89  
 Stonehill 96, Bloomfield 77  
 Adelphi 90, Bentley 86  
 Mass.-Lowell 77, Bryant 67  
 St. Anseim 83, Bridgeport 63  
 Southwest Baptist 75, St. Edward's 70  
 Northwest Mo. St. 66, West Tex. A&M 51  
 Central Mo. St. 67, Truman 63 (ot)  
 Tarleton St. 75, Central Okla. 68

### SECOND ROUND

Ark.-Monticello 83, Delta St. 68  
 Montevallo 81, Rollins 68  
 Seattle Pacific 81, Cal St. Bakersfield 75  
 Western Wash. 101, Chaminade 91  
 Southern Ind. 81, St. Joseph's (Ind.) 78  
 SIU Edwardsville 80, Quincy 69  
 Virginia Union 75, Columbus St. 69  
 GC&SU 77, Presbyterian 58  
 Winona St. 74, Minn. St. Mankato 71  
 Northern St. 60, Fort Hays St. 58  
 Barton 93, Mount Olive 70  
 Alderson-Broaddus 88, West Virginia St. 82  
 Stonehill 69, Adelphi 86  
 Mass.-Lowell 74, St. Anseim 70

Northwest Mo. St. 83, Southwest Baptist 80  
 Tarleton St. 62, Central Mo. St. 59

### REGIONAL FINALS

Montevallo 89, Ark.-Monticello 86 (ot)  
 Seattle Pacific 81, Western Wash. 77  
 SIU Edwardsville 64, Southern Ind. 60 (ot)  
 Virginia Union 76, GC&SU 73  
 Winona St. 96, Northern St. 86  
 Barton 73, Alderson-Broaddus 70  
 Stonehill 89, Mass.-Lowell 80  
 Tarleton St. 72, Northwest Mo. St. 71

### QUARTERFINALS

Seattle Pacific 79, Montevallo 65  
 Virginia Union 60, SIU Edwardsville 58  
 Winona St. 86, Barton 78 (ot)  
 Stonehill 69, Tarleton St. 59

### SEMIFINALS

Virginia Union 68, Seattle Pacific 63  
 Winona St. 83, Stonehill 73

### CHAMPIONSHIP

Winona St. 73, Virginia Union 61

## Box Scores

### SEMIFINALS

#### MARCH 23 AT SPRINGFIELD, MASSACHUSETTS

#### Virginia Union 68, Seattle Pacific 63

##### Virginia Union

##	Player	TOT-FG		3-PT		FT	FTA	REBOUNDS			PF	TP	A	TO	BLK	S	MIN
		FG	FGA	FG	FGA			OF	DE	TOT							
03	Duan Crockett	*3	8	0	0	2	2	1	4	5	3	8	0	2	1	0	26
04	Brad Byerson	*5	9	0	0	4	9	5	11	16	3	14	4	3	0	1	40
05	Steve Miller	*1	2	0	1	0	0	0	0	0	1	2	1	4	0	1	26
30	Chris Greene	*6	10	0	0	2	2	0	5	5	2	14	2	3	0	0	38
40	Darius Hargrove	*8	16	3	7	3	4	0	6	6	2	22	0	1	0	3	40
02	Tim Young	0	0	0	0	0	0	0	0	0	0	0	0	0	0	0	3
20	Jason Wansley	0	0	0	0	0	0	0	0	0	1	0	0	0	0	0	3
22	Buster Perkins	1	1	0	0	0	0	1	0	1	2	2	2	0	0	0	11
24	Quincy Smith	2	5	2	3	0	0	1	1	2	0	6	0	0	0	0	10
31	John Toombs	0	0	0	0	0	0	0	0	0	1	0	0	0	0	0	2
33	Gregg Thondique	0	0	0	0	0	0	0	0	0	0	0	0	0	0	0	1
TM	TEAM	0	0	0	0	0	0	0	2	2	0	0	0	0	0	0	0
	Totals	26	51	5	11	11	17	8	29	37	15	68	9	13	1	5	200

Deadball rebounds: 0

##### Seattle Pacific

##	Player	TOT-FG		3-PT		FT	FTA	REBOUNDS			PF	TP	A	TO	BLK	S	MIN
		FG	FGA	FG	FGA			OF	DE	TOT							
11	Tony Binetti	*6	12	3	6	2	3	1	3	4	3	17	7	0	0	4	32
22	Chad Williams	*1	5	1	2	0	0	1	3	4	2	3	1	2	0	0	23
30	Drew Matzen	*7	13	5	10	0	0	2	3	5	2	19	2	0	0	1	31
32	Dustin Bremerman	*2	11	2	10	2	2	2	5	7	3	8	2	2	0	1	33
40	Robbie Will	*3	5	0	0	2	5	0	2	2	4	8	1	2	0	0	23
03	Jeff Knudson	1	2	1	2	0	0	0	1	1	0	3	0	0	0	0	8
04	Jared Moultrie	0	3	0	1	0	0	1	1	2	1	0	2	1	0	0	22
13	Mike Bushmaker	2	3	0	1	1	4	0	2	2	0	5	1	1	0	0	23
15	Brian Lynch	0	0	0	0	0	0	0	0	0	1	0	0	0	0	0	5
20	Austin Yuen	0	0	0	0	0	0	0	0	0	0	0	0	0	0	0	0
23	Tim Gabelein	0	0	0	0	0	0	0	0	0	0	0	0	0	0	0	0
TM	TEAM	0	0	0	0	0	0	1	3	4	0	0	0	0	0	0	0
	Totals	22	54	12	32	7	14	8	23	31	16	63	16	8	0	6	200

Deadball rebounds: 2

Officials: James Bruno; Everett Summers; Cornell Scaille;  
 Technical fouls: Virginia Union-None. Seattle Pacific-None

#### Score by Periods

	1	2	Total
Virginia Union	33	35	68
Seattle Pacific	30	33	63

CHAMPIONSHIPS

**Winona St. 83, Stonehill 73**

**Stonehill**

##	Player	TOT-FG		3-PT		FT	FTA	REBOUNDS			PF	TP	A	TO	BLK	S	MIN
		FG	FGA	FG	FGA			OF	DE	TOT							
04	Marquis Taylor	*7	15	0	4	4	4	1	6	7	3	18	1	2	0	0	26
11	Mike Lauricella	*1	6	1	3	0	0	1	6	7	2	3	5	1	0	3	36
12	Chris Kraus	*5	13	2	4	5	6	3	3	6	5	17	5	2	0	0	34
23	Lance Clarke	*4	7	2	4	2	4	0	1	1	3	12	0	1	0	0	23
50	Sean Nelson	*5	10	2	3	0	0	1	3	4	4	12	1	3	0	1	28
05	Matt Hall	0	3	0	0	0	0	1	0	1	0	0	0	0	0	0	8
10	Soap Toun	2	5	2	5	0	0	1	3	4	3	6	1	0	0	1	19
20	Matt Dicalogero	0	0	0	0	0	0	0	0	0	0	0	0	0	0	0	0
22	Colin Scanlon	0	1	0	0	0	0	0	1	1	1	0	0	0	0	0	4
25	Mike Reale	0	0	0	0	0	0	0	0	0	0	0	0	0	0	0	0
55	Nick Smith	2	7	1	5	0	0	0	1	1	1	5	1	0	0	1	22
TM	TEAM	0	0	0	0	0	0	2	3	5	0	0	0	0	0	0	0
	Totals	26	67	10	28	11	14	10	27	37	22	73	14	9	0	6	200

Deadball rebounds: 1

**Winona St**

##	Player	TOT-FG		3-PT		FT	FTA	REBOUNDS			PF	TP	A	TO	BLK	S	MIN
		FG	FGA	FG	FGA			OF	DE	TOT							
04	Quincy Henderson	*5	11	1	7	0	0	4	6	10	2	11	2	2	0	1	37
05	Curt Robinson	*1	2	0	0	1	4	1	1	2	0	3	1	1	0	0	15
21	Jonte Flowers	*5	13	0	1	3	4	4	5	9	1	13	1	4	0	1	37
23	David Zellmann	*5	18	3	10	8	9	2	6	8	1	21	0	4	0	0	37
42	John Smith	*9	14	0	0	2	2	4	7	11	4	20	2	0	3	1	34
11	Zach Malvik	3	8	1	4	5	8	0	6	6	2	12	4	0	0	0	27
20	Brent Riese	0	0	0	0	0	0	0	0	0	0	0	0	0	0	0	0
31	Brandon Stromer	0	0	0	0	0	0	0	0	0	1	0	0	0	0	0	3
33	Josh Korth	0	0	0	0	0	0	0	0	0	0	0	0	0	0	0	0
35	Travis Whipple	1	1	1	1	0	0	0	0	0	0	3	0	0	0	0	10
40	Shane Neiss	0	0	0	0	0	0	0	0	0	0	0	0	0	0	0	0
41	Ryan Gargaro	0	0	0	0	0	0	0	0	0	0	0	0	0	0	0	0
53	Michael Muller	0	0	0	0	0	0	0	0	0	0	0	0	0	0	0	0
TM	TEAM	0	0	0	0	0	0	1	2	3	0	0	0	1	0	0	0
	Totals	29	67	6	23	19	27	16	33	49	11	83	10	12	3	3	200

Deadball rebounds: 3

Attendance: 3,419

Officials: Tom Mauer; Haywood Bostic; Gene Millentree;

Technical fouls: Stonehill-None. Winona St.-None.

Score by Periods	1	2	Total
Stonehill	38	35	73
Winona St.	28	55	83

**CHAMPIONSHIP**

**MARCH 25, AT SPRINGFIELD, MASSACHUSETTS**

**Winona St. 73, Virginia Union 61**

**Virginia Union**

##	Player	TOT-FG		3-PT		FT	FTA	REBOUNDS			PF	TP	A	TO	BLK	S	MIN
		FG	FGA	FG	FGA			OF	DE	TOT							
03	Duan Crockett	*3	13	0	0	2	4	1	5	6	5	8	1	0	2	5	38
04	Brad Byerson	*9	15	0	1	4	6	5	5	10	4	22	0	3	1	0	37
05	Steve Miller	*1	1	0	0	1	2	0	0	0	0	3	0	1	0	0	9
30	Chris Greene	*2	8	0	0	0	0	0	2	2	0	4	0	0	0	0	24
40	Darius Hargrove	*2	10	0	4	5	6	0	2	2	2	9	2	3	0	2	32
02	Tim Young	1	2	0	1	0	1	1	1	2	0	2	0	0	0	0	3
12	Maurice Manning	0	0	0	0	0	0	0	0	0	0	0	0	0	0	0	1
20	Jason Wansley	0	0	0	0	0	0	0	0	0	0	0	0	0	0	0	0
22	Buster Perkins	3	3	0	0	0	0	0	2	2	2	6	0	0	0	1	27
24	Quincy Smith	2	6	1	5	2	2	0	0	0	2	7	0	0	0	1	9
25	B.J. Stevenson	0	0	0	0	0	0	0	0	0	0	0	0	0	0	0	0
31	John Toombs	0	0	0	0	0	0	0	0	0	1	0	0	2	0	0	4
33	Gregg Thondique	0	0	0	0	0	0	2	0	2	0	0	0	0	0	0	11
44	Phillip Moore	0	0	0	0	0	0	0	1	1	1	0	0	0	0	0	5
TM	TEAM	0	0	0	0	0	0	3	2	5	0	0	0	0	0	0	0
	Totals	23	58	1	11	14	21	12	20	32	17	61	3	9	3	9	200

Deadball rebounds: 3

**Winona St.**

##	Player	TOT-FG		3-PT		FT	FTA	REBOUNDS			PF	TP	A	TO	BLK	S	MIN
		FG	FGA	FG	FGA			OF	DE	TOT							
04	Quincy Henderson	*3	9	1	4	5	6	2	4	6	1	12	4	0	0	0	40
05	Curt Robinson	*0	0	0	0	0	0	0	1	1	4	0	1	2	0	0	7
21	Jonte Flowers	*6	10	1	3	2	3	1	5	6	2	15	5	4	1	3	32
23	David Zellmann	*8	18	7	15	3	3	3	3	6	2	26	0	5	0	0	40
42	John Smith	*4	8	0	0	2	4	2	11	13	3	10	1	2	6	1	39
11	Zach Malvik	4	10	1	3	1	2	1	2	3	2	10	2	1	0	1	35
20	Brent Riese	0	0	0	0	0	0	0	0	0	0	0	0	0	0	0	0
25	Josh Schneider	0	0	0	0	0	0	0	0	0	0	0	0	0	0	0	0
31	Brandon Stromer	0	0	0	0	0	0	0	1	1	0	0	0	0	0	0	0
32	Joe Ingvalson	0	0	0	0	0	0	0	0	0	3	0	0	0	0	0	5
33	Josh Korth	0	0	0	0	0	0	0	0	0	0	0	0	0	0	0	2
35	Travis Whipple	0	0	0	0	0	0	0	0	0	0	0	0	0	0	0	0
41	Ryan Gargaro	0	0	0	0	0	0	0	0	0	0	0	0	0	0	0	0
TM	TEAM	0	0	0	0	0	0	3	0	3	0	0	0	1	0	0	0
	Totals	25	55	10	25	13	18	12	27	39	17	73	13	15	7	5	200

Deadball rebounds: 3

Attendance: 4,093

Officials: Tom Mauer; Everett Summers; Cornell Scaife;

Technical fouls: Virginia Union-None. Winona St.-None.

Score by Periods	1	2	Total
Virginia Union	29	32	61
Winona St.	38	35	73



## Year-by-Year Results

Season	Champion	Score	Runner-Up	Third Place	Fourth Place
1957	Wheaton (Ill.)	89-65	Ky. Wesleyan	Mt. St. Mary's	Cal St. L.A.
1958	South Dakota	75-53	St. Michael's	Evansville	Wheaton (Ill.)
1959	Evansville	83-67	Missouri St.	N.C. A&T	Cal St. L.A.
1960	Evansville	90-69	Chapman	Ky. Wesleyan	Cornell College
1961	Wittenberg	42-38	Southeast Mo. St.	South Dakota St.	Mt. St. Mary's
1962	Mt. St. Mary's	58-57(ot)	Sacramento St.	Southern Ill.	Neb. Wesleyan
1963	South Dakota St.	44-42	Wittenberg	Oglethorpe	Southern Ill.
1964	Evansville	72-59	Akron	N.C. A&T	UNI
1965	Evansville	85-82(ot)	Southern Ill.	North Dakota	St. Michael's
1966	Ky. Wesleyan	54-51	Southern Ill.	Akron	North Dakota
1967	Winston-Salem	77-74	Missouri St.	Ky. Wesleyan	Illinois St.
1968	Ky. Wesleyan	63-52	Indiana St.	Trinity (Tex.)	Ashland
1969	Ky. Wesleyan	75-71	Missouri St.	** American Int'l	Ashland
1970	Philadelphia U.	76-65	Tennessee St.	UC Riverside	Buffalo St.
1971	Evansville	97-82	Old Dominion	** La.-Lafayette	Ky. Wesleyan
1972	Roanoke	84-72	Akron	Tennessee St.	Eastern Mich.
1973	Ky. Wesleyan	78-76(ot)	Tennessee St.	Assumption	Brockport St.
1974	Morgan St.	67-52	Missouri St.	Assumption	New Orleans
1975	Old Dominion	76-74	New Orleans	Assumption	Chattanooga
1976	Puget Sound	83-74	Chattanooga	Eastern Ill.	Old Dominion
1977	Chattanooga	71-62	Randolph-Macon	North Ala.	Sacred Heart
1978	Cheyney	47-40	Wis.-Green Bay	Eastern Ill.	UCF
1979	North Ala.	64-50	Wis.-Green Bay	Cheyney	Bridgeport
1980	Virginia Union	80-74	NYIT	Fla. Southern	North Ala.
1981	Fla. Southern	73-68	Mt. St. Mary's	Cal Poly	Wis.-Green Bay
1982	Dist. Columbia	73-63	Fla. Southern	Ky. Wesleyan	Cal St. Bakersfield
1983	Wright St.	92-73	Dist. Columbia	* Cal St. Bakersfield	* Morningside
1984	Central Mo. St.	81-77	St. Augustine's	* Ky. Wesleyan	* North Ala.
1985	Jacksonville St.	74-73	South Dakota St.	* Ky. Wesleyan	* Mt. St. Mary's
1986	Sacred Heart	93-87	Southeast Mo. St.	* Cheyney	* Fla. Southern
1987	Ky. Wesleyan	92-74	Gannon	* Delta St.	* Mont. St.-Billings
1988	Mass.-Lowell	75-72	Alas. Anchorage	Fla. Southern	Troy
1989	N.C. Central	73-46	Southeast Mo. St.	UC Riverside	Jacksonville St.
1990	Ky. Wesleyan	93-79	Cal St. Bakersfield	North Dakota	Morehouse
1991	North Ala.	79-72	Bridgeport	* Cal St. Bakersfield	* Virginia Union
1992	Virginia Union	100-75	Bridgeport	* Cal St. Bakersfield	* California (Pa.)
1993	Cal St. Bakersfield	85-72	Troy	* Wayne St. (Mich.)	* Southern N.H.
1994	Cal St. Bakersfield	92-86	Southern Ind.	* Washburn	* Southern N.H.
1995	Southern Ind.	71-63	UC Riverside	* Norfolk St.	* Indiana (Pa.)
1996	Fort Hays St.	70-63	Northern Ky.	* Virginia Union	* California (Pa.)
1997	Cal St. Bakersfield	57-56	Northern Ky.	* Salem Int'l	* Lynn
1998	UC Davis	83-77	Ky. Wesleyan	* Virginia Union	* St. Rose
1999	Ky. Wesleyan	75-60	Metro St.	* Truman	* Fla. Southern
2000	Metro St.	97-99	Ky. Wesleyan	* Mo. Southern St.	* Seattle Pacific
2001	Ky. Wesleyan	72-63	Washburn	Western Wash.	Tampa
2002	Metro St.	80-72	Ky. Wesleyan	Shaw	Indiana (Pa.)
2003	Northeastern St.	75-64	* Ky. Wesleyan	* Queens (N.C.)	* Bowie St.
2004	Kennesaw St.	84-59	Southern Ind.	* Metro St.	* Humboldt St.
2005	Virginia Union	63-58	Bryant	* Lynn	* Tarleton St.
2006	Winona St.	73-61	Virginia Union	* Seattle Pacific	* Stonehill

\*Indicates tied for third. \*\* Student-athletes representing American International in 1969, La.-Lafayette in 1971 and Ky. Wesleyan in 2003 were declared ineligible after the tournament. Under NCAA rules, the teams' and ineligible student-athletes' records were deleted, and the teams' places in the final standings were vacated.

Season	Site of Finals	Coch of Champion	Outstanding Player Award
1957	Evansville, Ind.	Lee Pfund, Wheaton (Ill.)	Mel Peterson, Wheaton (Ill.)
1958	Evansville, Ind.	Duane Clodfelter, South Dakota	Ed Smallwood, Evansville
1959	Evansville, Ind.	Arad McCutchan, Evansville	Hugh Ahlering, Evansville
1960	Evansville, Ind.	Arad McCutchan, Evansville	Ed Smallwood, Evansville
1961	Evansville, Ind.	Ray Mears, Wittenberg	Don Jacobsen, South Dakota St.
1962	Evansville, Ind.	James Phelan, Mt. St. Mary's	Ron Rohrer, Sacramento St.
1963	Evansville, Ind.	Jim Iverson, South Dakota St.	Wayne Rasmussen, South Dakota St.
1964	Evansville, Ind.	Arad McCutchan, Evansville	Jerry Sloan, Evansville
1965	Evansville, Ind.	Arad McCutchan, Evansville	Jerry Sloan, Evansville
1966	Evansville, Ind.	Guy Strong, Ky. Wesleyan	Sam Smith, Ky. Wesleyan
1967	Evansville, Ind.	C.E. Gaines, Winston-Salem	Earl Monroe, Winston-Salem
1968	Evansville, Ind.	Bob Daniels, Ky. Wesleyan	Jerry Newsom, Indiana St.
1969	Evansville, Ind.	Bob Daniels, Ky. Wesleyan	George Tinsley, Ky. Wesleyan
1970	Evansville, Ind.	Herb Magee, Philadelphia U.	Ted McClain, Tennessee St.
1971	Evansville, Ind.	Arad McCutchan, Evansville	Don Buse, Evansville
1972	Evansville, Ind.	Charles Moir, Roanoke	Hal Johnston, Roanoke
1973	Evansville, Ind.	Bob Jones, Ky. Wesleyan	Mike Williams, Ky. Wesleyan
1974	Evansville, Ind.	Nathaniel Frazier, Morgan St.	Marvin Webster, Morgan St.
1975	Evansville, Ind.	Sonny Allen, Old Dominion	Wilson Washington, Old Dominion
1976	Evansville, Ind.	Don Zech, Puget Sound	Curt Peterson, Puget Sound
1977	Springfield, Mass.	Ron Shumate, Chattanooga	Wayne Golden, Chattanooga
1978	Springfield, Mo.	John Chaney, Cheyney	Andrew Fields, Cheyney
1979	Springfield, Mo.	Bill Jones, North Ala.	Perry Oden, North Ala.
1980	Springfield, Mass.	Dave Robbins, Virginia Union	Keith Valentine, Virginia Union
1981	Springfield, Mass.	Hal Wissel, Fla. Southern	John Ebeling, Fla. Southern
1982	Springfield, Mass.	Wil Jones, Dist. Columbia	Michael Britt, Dist. Columbia

Season	Site of Finals	Coach of Champion	Outstanding Player Award
1983	Springfield, Mass.	Ralph Underhill, Wright St.	Gary Monroe, Wright St.
1984	Springfield, Mass.	Lynn Nance, Central Mo. St.	Ron Nunnally, Central Mo. St.
1985	Springfield, Mass.	Bill Jones, Jacksonville St.	Mark Tetzlaff, South Dakota St.
1986	Springfield, Mass.	Dave Bike, Sacred Heart	Roger Younger, Sacred Heart
1987	Springfield, Mass.	Wayne Chapman, Ky. Wesleyan	Sam Smith, Ky. Wesleyan
1988	Springfield, Mass.	Don Doucette, Mass.-Lowell	Leo Parent, Mass.-Lowell
1989	Springfield, Mass.	Michael Bernard, N.C. Central	Miles Clarke, N.C. Central
1990	Springfield, Mass.	Wayne Chapman, Ky. Wesleyan	Wade Green, Cal St. Bakersfield
1991	Springfield, Mass.	Gary Elliott, North Ala.	Lambert Shell, Bridgeport
1992	Springfield, Mass.	Dave Robbins, Virginia Union	Derrick Johnson, Virginia Union
1993	Springfield, Mass.	Pat Douglass, Cal St. Bakersfield	Tyrone Davis, Cal St. Bakersfield
1994	Springfield, Mass.	Pat Douglass, Cal St. Bakersfield	Stan Gouard, Southern Ind.
1995	Louisville, Ky.	Bruce Pearl, Southern Ind.	William Wilson, UC Riverside
1996	Louisville, Ky.	Gary Garner, Fort Hays St.	Sherick Simpson, Fort Hays St.
1997	Louisville, Ky.	Pat Douglass, Cal St. Bakersfield	Kebu Stewart, Cal St. Bakersfield
1998	Louisville, Ky.	Bob Williams, Ky. Wesleyan	Antonio Garcia, Ky. Wesleyan
1999	Louisville, Ky.	Bob Williams, Ky. Wesleyan	Antonio Garcia, Ky. Wesleyan
2000	Louisville, Ky.	Mike Dunlap, Metro St.	DeMarcos Anzures, Metro St.
2001	Bakersfield, Calif.	Ray Harper, Ky. Wesleyan	Lorico Duncan, Ky. Wesleyan
2002	Evansville, Ind.	Mike Dunlap, Metro St.	Patrick Mutombo, Metro St.
2003	Lakeland, Fla.	Larry Gipson, Northeastern St.	Darnell Hinson, Northeastern St.
2004	Bakersfield, Calif.	Tony Ingle, Kennesaw St.	Terrence Hill, Kennesaw St.
2005	Grand Forks, N.D.	Dave Robbins, Virginia Union	Antwan Walton, Virginia Union
2006	Springfield, Mass.	Mike Leaf, Winona St.	John Smith, Winona St.

## Individual Records

(Three-game minimum for series records and percentages)

### POINTS, GAME

54—Willie Jones, American (91) vs. Evansville (101), 1960; Bill Fennelly, Central Mo. St. (112) vs. Jacksonville St. (91), 1980.

### POINTS, TOURNAMENT

185—Jack Sullivan, Mt. St. Mary's, 1957 (36 vs. CCNY, 48 vs. N.C. Central, 39 vs. Rider, 19 vs. Ky. Wesleyan, 43 vs. Cal. St. L.A.).

### FIELD GOALS, GAME

22—Phil Jackson, North Dakota (107) vs. Parsons (56), 1967.

### FIELD GOALS, TOURNAMENT

71—Jack Sullivan, Mt. St. Mary's, 1957 (14 vs. CCNY, 19 vs. N.C. Central, 16 vs. Rider, 8 vs. Ky. Wesleyan, 14 vs. Cal. St. L.A.).

### THREE-POINT FIELD GOALS, GAME

11—Kenny Warren, Cal St. Bakersfield (98) vs. Grand Canyon (68), 1993.

### THREE-POINT FIELD GOALS, TOURNAMENT

23—John Williams, Bryant, 2005 (5 vs. Bloomfield, 4 vs. Adelphi, 1 vs. Bentley, 5 vs. Mount Olive, 6 vs. Tarleton St, 2 vs. Virginia Union.)

### FREE THROWS MADE, GAME

24—Dave Twardzik, Old Dominion (102) vs. Norfolk St. (97), 1971.

### FREE THROWS MADE, TOURNAMENT

55—Don Jacobsen, South Dakota St., 1961 (9 vs. Cornell College, 22 vs. Prairie View, 9 vs. UC Santa Barb., 11 vs. Southeast Mo. St., 4 vs. Mt. St. Mary's).

### HIGHEST FREE-THROW PERCENTAGE, GAME (Minimum 18 Made)

100.0%—Ralph Talley, Norfolk St. (70) vs. Virginia Union (60), 1986 (18-18).

### ASSISTS, GAME

20—Steve Ray, Bridgeport (132) vs. Stonehill (127) (ot), 1989.

### ASSISTS, TOURNAMENT

49—Tyrone Tate, Southern Ind., 1994 (8 vs. Ky. Wesleyan, 3 vs. Wayne St. (Mich.), 16 vs. South Dakota, 16 vs. Southern N.H., 6 vs. Cal St. Bakersfield).

### REBOUNDS, TOURNAMENT (SINCE 1968)

99—Marvin Webster, Morgan St., 1974 (5 games).

## Team Records

(Three-game minimum for tournament records and percentages)

### POINTS, GAME

132—Bridgeport vs. Stonehill (127) (ot), 1989; Central Okla. vs. Washburn (114), 1992.

### POINTS, TOURNAMENT

567—Southern Ind., 1995 (95 vs. Hillsdale, 102 vs. Ky. Wesleyan, 102 vs. Northern Ky., 108 vs. Southern N.H., 89 vs. Norfolk St., 71 vs. UC Riverside).

### FIELD GOALS, GAME

54—Bentley (129) vs. Stonehill (118), 1989.

### FIELD GOALS, TOURNAMENT

198—Southern Ind., 1995 (37 vs. Hillsdale, 37 vs. Ky. Wesleyan, 34 vs. Northern Ky., 40 vs. Southern N.H., 26 vs. Norfolk St., 24 vs. UC Riverside).

### THREE-POINT FIELD GOALS, GAME

23—Troy (126) vs. New Hamp. Col (123), 1993.

### THREE-POINT FIELD GOALS, TOURNAMENT

57—Troy, 1993 (9 vs. Fla. Southern, 14 vs. Delta St., 6 vs. Washburn, 23 vs. Southern N.H., 5 vs. Cal St. Bakersfield).

### FREE THROWS MADE, GAME

46—Evansville (110) vs. N.C. A&T (92), 1959.

### FREE THROWS MADE, TOURNAMENT

142—Mt. St. Mary's, 157.

### ASSISTS, GAME

36—Troy (126) vs. Southern N.H. (123), 1993.

### ASSISTS, TOURNAMENT

120—North Dakota, 1990.

## All-Tournament Teams

\*Most Outstanding Player.

#Participation voided by action of the NCAA Council.

### 1957

\*Mel Peterson, Wheaton (Ill.)  
Jack Sullivan, Mt. St. Mary's  
Mason Cope, Ky. Wesleyan  
Bob Whitehead, Wheaton (Ill.)  
Jim Daniels, South Dakota

### 1958

\*Ed Smallwood, Evansville  
Jim Browne, St. Michael's  
Jim Daniels, South Dakota  
Mel Peterson, Wheaton (Ill.)  
Dick Zeidler, St. Michael's

### 1959

\*Hugh Ahlering, Evansville  
Joe Cotton, N.C. A&T  
Jack Israel, Missouri St.  
Paul Benes, Hope  
Leo Hill, Cal St. L.A.

### 1960

\*Ed Smallwood, Evansville  
Dale Wise, Evansville  
Tom Cooke, Chapman  
Gary Auten, Ky. Wesleyan  
William Jones, American

### 1961

\*Don Jacobsen, South Dakota St.  
John O'Reilly, Mt. St. Mary's  
George Fisher, Wittenberg  
Vivan Reed, Southeast Mo. St.  
Carl Ritter, Southeast Mo. St.

### 1962

\*Ron Rohrer, Sacramento St.  
Jim Mumford, Neb. Wesleyan  
Ed Spila, Southern Ill.  
John O'Reilly, Mt. St. Mary's  
Ed Pfeiffer, Mt. St. Mary's

### 1963

\*Wayne Rasmussen, South Dakota St.  
Tom Black, South Dakota St.  
Bob Cherry, Wittenberg  
Bill Fisher, Wittenberg  
Al Thrasher, Wittenberg

### 1964

\*Jerry Sloan, Evansville  
Maurice McHartley, N.C. A&T  
Larry Humes, Evansville  
Bill Stevens, Akron  
Buster Briley, Evansville

### 1965

\*Jerry Sloan, Evansville  
Richard Tarrant, St. Michael's  
Walt Frazier, Southern Ill.  
George McNeil, Southern Ill.  
Larry Humes, Evansville

### 1966

\*Sam Smith, Ky. Wesleyan  
Clarence Smith, Southern Ill.  
George McNeil, Southern Ill.  
David Lee, Southern Ill.  
Phil Jackson, North Dakota

### 1967

\*Earl Monroe, Winston-Salem  
Lou Shepherd, Missouri St.  
Sam Smith, Ky. Wesleyan  
Danny Bolden, Missouri St.  
Dallas Thornton, Ky. Wesleyan

**1968**

\*Jerry Newsom, Indiana St.  
Larry Jeffries, Trinity (Tex.)  
George Tinsley, Ky. Wesleyan  
Fred Hardman, Indiana St.  
Dallas Thornton, Ky. Wesleyan

**1969**

\*George Tinsley, Ky. Wesleyan  
Curtis Perry, Missouri St.  
Tommy Hobgood, Ky. Wesleyan  
Mert Bancroft, Missouri St.  
Bob Rutherford, American Int'l

**1970**

\*Ted McClain, Tennessee St.  
Randy Smith, Buffalo St.  
Carl Poole, Philadelphia U.  
Howard Lee, UC Riverside  
John Pierantozzi, Philadelphia U.

**1971**

\*Don Buse, Evansville  
#Dwight Lamar, La.-Lafayette  
Rick Coffey, Evansville  
John Duncan, Ky. Wesleyan  
Skip Noble, Old Dominion

**1972**

\*Hal Johnston, Roanoke  
Leonard Robinson, Tennessee St.  
Lloyd Neal, Tennessee St.  
Jay Piccola, Roanoke  
Len Paul, Akron

**1973**

\*Mike Williams, Ky. Wesleyan  
Ron Gilliam, Brockport St.  
Mike Boylan, Assumption  
Leonard Robinson, Tennessee St.  
Roger Zornes, Ky. Wesleyan

**1974**

\*Marvin Webster, Morgan St.  
John Grochowalski, Assumption  
Randy Magers, Missouri St.  
William Doolittle, Missouri St.  
Alvin O'Neal, Morgan St.

**1975**

\*Wilson Washington, Old Dominion  
Wilbur Holland, New Orleans  
John Grochowalski, Assumption  
Joey Caruthers, Old Dominion  
Paul Brennan, Assumption

**1976**

\*Curt Peterson, Puget Sound  
Wayne Golden, Chattanooga  
Jeff Fuhrmann, Old Dominion  
Jeff Furry, Eastern Ill.  
Brant Gibler, Puget Sound

**1977**

\*Wayne Golden, Chattanooga  
Joe Allen, Randolph-Macon  
Otis Boddie, North Ala.  
William Gordon, Chattanooga  
Hector Olivencia, Sacred Heart

**1978**

\*Andrew Fields, Cheyney  
Kenneth Hynson, Cheyney  
Tom Anderson, Wis.-Green Bay  
Charlie Thomas, Eastern Ill.  
Jerry Prather, UCF

**1979**

\*Perry Oden, North Ala.  
Carlton Hurdle, Bridgeport  
Ron Ripley, Wis.-Green Bay  
Ron Darby, North Ala.  
Rory Lindgren, Wis.-Green Bay

**1980**

\*Keith Valentine, Virginia Union  
Larry Holmes, Virginia Union  
Bobby Jones, NYIT  
John Ebeling, Fla. Southern  
Johnny Buckmon, North Ala.

**1981**

\*John Ebeling, Fla. Southern  
Mike Hayes, Fla. Southern  
Durrelle Lewis, Mt. St. Mary's  
Jim Rowe, Mt. St. Mary's  
Jay Bruchak, Mt. St. Mary's

**1982**

\*Michael Britt, Dist. Columbia  
John Ebeling, Fla. Southern  
Dwight Higgs, Ky. Wesleyan  
Earl Jones, Dist. Columbia  
Wayne McDaniel, Cal St. Bakersfield

**1983**

\*Gary Monroe, Wright St.  
Anthony Bias, Wright St.  
Fred Moore, Wright St.  
Earl Jones, Dist. Columbia  
Michael Britt, Dist. Columbia

**1984**

\*Ron Nunnally, Central Mo. St.  
Brian Pesko, Central Mo. St.  
Kenneth Bannister, St. Augustine's  
Rod Drake, Ky. Wesleyan  
Robert Harris, North Ala.

**1985**

\*Mark Tetzlaff, South Dakota St.  
Dave Bennett, Ky. Wesleyan  
Melvin Allen, Jacksonville St.  
Robert Spurgeon, Jacksonville St.  
Darryle Edwards, Mt. St. Mary's

**1986**

\*Roger Younger, Sacred Heart  
Kevin Stevens, Sacred Heart  
Keith Johnson, Sacred Heart  
Riley Ellis, Southeast Mo. St.  
Ronny Rankin, Southeast Mo. St.

**1987**

\*Sam Smith, Ky. Wesleyan  
Andra Whitlow, Ky. Wesleyan  
John Worth, Ky. Wesleyan  
Mike Runski, Gannon  
Jerome Johnson, Mont. St.-Billings

**1988**

\*Leo Parent, Mass.-Lowell  
Bobby Licare, Mass.-Lowell  
Averian Parrish, Alas. Anchorage  
Jerry Johnson, Fla. Southern  
Darryl Thomas, Troy

**1989**

\*Miles Clarke, N.C. Central  
Dominique Stephens, N.C. Central  
Antoine Sifford, N.C. Central  
Earnest Taylor, Southeast Mo. St.  
Maurice Pullum, UC Riverside

**1990**

\*Wade Green, Cal St. Bakersfield  
LeRoy Ellis, Ky. Wesleyan  
Corey Crowder, Ky. Wesleyan  
Dave Vonesh, North Dakota  
Vincent Mitchell, Ky. Wesleyan

**1991**

\*Lambert Shell, Bridgeport  
Pat Morris, Bridgeport  
Fred Stafford, North Ala.  
Allen Williams, North Ala.  
Carl Wilmer, North Ala.

**1992**

\*Derrick Johnson, Virginia Union  
Reggie Jones, Virginia Union  
Winston Jones, Bridgeport  
Steve Wills, Bridgeport  
Kenney Toomer, California (Pa.)

**1993**

\*Tyrone Davis, Cal St. Bakersfield  
Roheen Oats, Cal St. Bakersfield  
Terry McCord, Troy  
Wayne Robertson, New Hamp. Col.  
Danny Lewis, Wayne St. (Mich.)

**1994**

\*Stan Gouard, Southern Ind.  
Kenny Warren, Cal St. Bakersfield  
Reggie Phillips, Cal St. Bakersfield  
Roheen Oats, Cal St. Bakersfield  
Tyrone Tate, Southern Ind.

**1995**

\*William Wilson, UC Riverside  
Brian Huebner, Southern Ind.  
Chad Gilbert, Southern Ind.  
Boo Purdom, UC Riverside  
Corey Williams, Norfolk St.

**1996**

\*Sherick Simpson, Fort Hays St.  
Paul Cluxton, Northern Ky.  
LaRon Moore, Northern Ky.  
Alonzo Goldston, Fort Hays St.  
Kebu Stewart, Cal St. Bakersfield

**1997**

\*Kebu Stewart, Cal St. Bakersfield  
Cliff Clinton, Northern Ky.  
Paul Cluxton, Northern Ky.  
Shannon Minor, Northern Ky.  
Terrance Springer, Salem Int'l

**1998**

\*Antonio Garcia, Ky. Wesleyan  
Dana Williams, Ky. Wesleyan  
Jason Cox, Ky. Wesleyan  
Dante Ross, Ky. Wesleyan  
William Davis, Virginia Union

**1999**

\*Antonio Garcia, Ky. Wesleyan  
Dana Williams, Ky. Wesleyan  
Lee Barlow, Metro St.  
DeMarcos Anzures, Metro St.  
Innocent Kere, Fla. Southern

**2000**

\*DeMarcos Anzures, Metro St.  
Kane Oakley, Metro St.  
John Bynum, Metro St.  
Lee Barlow, Metro St.  
Lorico Duncan, Ky. Wesleyan

**2001**

\*Lorico Duncan, Ky. Wesleyan  
Marshall Sanders, Ky. Wesleyan  
Ewan Auguste, Washburn  
Ryan Murphy, Washburn  
Sylvere Bryan, Washburn

**2002**

\*Patrick Mutombo, Metro St.  
Clayton Smith, Metro St.  
Chris Landry, Ky. Wesleyan  
Ronald Evans, Ky. Wesleyan  
Ronald Murray, Shaw

**2003**

\*Darnell Hinson, Northeastern St.  
Shon Robinson, Northeastern St.  
Derek Cline, Northeastern St.  
Marlon Parmer, Ky. Wesleyan  
Eugene Dabney, Ky. Wesleyan

**2004**

\*Terrence Hill, Kennesaw St.  
Georgy Joseph, Kennesaw St.  
Cris Brunson, Southern Ind.  
Joe Gordon, Southern Ind.  
Luke Kendall, Metro St.

**2005**

\*Antwan Walton, Virginia Union  
Luqman Jaaber, Virginia Union  
Duan Crockett, Virginia Union  
Chris Burns, Bryant  
John Williams, Bryant

**2006**

\*John Smith, Winona St.  
David Zellman, Winona St.  
Brad Byerson, Virginia Union  
Darius Hargrove, Virginia Union  
Tony Binetti, Seattle Pacific

*#The participation of Dwight Lamar (Louisiana-Lafayette) in the 1971 tournament was voided by action of the NCAA Council.*

# Division III Championship

## 2006 Results

### FIRST ROUND

St. Thomas (Minn.) 76, North Central 68  
 Wis.-Whitewater 76, DePauw 68  
 Ill. Wesleyan 81, Carroll (Wis.) 68  
 Occidental 48, Claremont M-S 41  
 Augustana (Ill.) 71, Buena Vista 66  
 Wis.-Stout 66, Carleton 64  
 Farmingdale 93, Ursinus 82  
 Lincoln (Pa.) 102, Chris. Newport 96  
 Messiah 83, Alvernia 77 (ot)  
 Villa Julie 86, Baruch 71  
 Wm. Paterson 70, Scranton 45  
 York (Pa.) 87, York (N.Y.) 67  
 Widener 61, Catholic 59  
 Hamilton 66, Plattsburgh St. 65 (ot)  
 Cortland St. 68, Mass.-Boston 54  
 Tufts 83, Endicott 60  
 WPI 79, Bridgewater St. 62  
 Utica 71, Gordon 66  
 Norwich 82, Elms 70  
 Mississippi Col. 88, Maryville (Mo.) 58  
 Maryville (Tenn.) 83, Trinity (Tex.) 64

Transylvania 75, Bethany (W.V.) 56  
 Wooster 84, Randolph-Macon 70  
 Hope 93, Wis. Lutheran 51  
 Calvin 79, Wis.-La Crosse 71  
 Wittenberg 76, Lake Erie 40  
 Baldwin-Wallace 79, Carnegie Mellon 71

### SECOND ROUND

Lawrence 63, St. Thomas (Minn.) 59  
 Ill. Wesleyan 81, Wis.-Whitewater 68  
 Puget Sound 89, Occidental 81  
 Augustana (Ill.) 77, Wis.-Stout 70  
 Va. Wesleyan 71, Farmingdale 61  
 Lincoln (Pa.) 100, Messiah 80  
 Wm. Paterson 72, Villa Julie 48  
 Widener 71, York (Pa.) 69  
 Amherst 83, Hamilton 59  
 Tufts 68, Cortland St. 65  
 Utica 76, WPI 58  
 St. John Fisher 71, Norwich 70  
 Mississippi Col. 69, Maryville (Tenn.) 51  
 Transylvania 91, Wooster 88  
 Hope 70, Calvin 71  
 Wittenberg 78, Baldwin-Wallace 60

### SECTIONAL SEMIFINALS

Ill. Wesleyan 71, Lawrence 68  
 Puget Sound 92, Augustana (Ill.) 86  
 Va. Wesleyan 72, Lincoln (Pa.) 71  
 Wm. Paterson 52, Widener 45  
 Amherst 90, Tufts 85  
 St. John Fisher 94, Utica 78  
 Transylvania 76, Mississippi Col. 64  
 Wittenberg 56, Hope 49

### SECTIONAL CHAMPIONSHIPS

Ill. Wesleyan 113, Puget Sound 99  
 Va. Wesleyan 46, Wm. Paterson 35  
 Amherst 93, St. John Fisher 70  
 Wittenberg 74, Transylvania 61

### SEMIFINALS

Va. Wesleyan 81, Ill. Wesleyan 79  
 Wittenberg 64, Amherst 60

### THIRD PLACE

Ill. Wesleyan 71, Amherst 68

### CHAMPIONSHIP

Va. Wesleyan 59, Wittenberg 56

## Box Scores

### SEMIFINALS

MARCH 17, AT SALEM, VIRGINIA

Wittenberg 64, Amherst 60

#### Wittenberg

##	Player	TOT-FG		3-PT		FT	FTA	REBOUNDS			PF	TP	A	TO	BLK	S	MIN
		FG	FGA	FG	FGA			OF	DE	TOT							
10	Pat Denbow	*1	3	1	3	0	0	0	0	0	4	3	1	1	0	0	22
20	Phil Steffes	*0	0	0	0	0	0	1	0	1	4	0	0	1	0	2	8
35	Kenny Brady	*4	9	1	5	0	0	0	1	1	2	9	1	2	1	2	28
45	Dane Borchers	*6	12	0	0	3	4	3	6	9	2	15	1	2	1	1	24
55	Daniel Russ	*10	14	0	0	6	12	1	6	7	0	26	1	1	2	1	31
11	Gregg Hill	2	6	1	4	0	0	1	0	1	1	5	3	3	0	0	26
12	Dan McNeely	0	0	0	0	0	0	0	1	1	0	0	0	0	0	0	7
15	Billy Bowen	0	0	0	0	0	0	1	1	2	3	0	2	1	0	2	19
31	D.J. Corbett	0	2	0	2	1	2	2	0	2	1	1	1	1	0	1	12
40	Jack Hemenway	1	3	0	0	3	4	1	0	1	0	5	1	1	1	2	23
TM	Team	0	0	0	0	0	0	3	2	5	0	0	0	0	0	0	0
Totals		24	49	3	14	13	22	13	17	30	17	64	11	13	5	11	200

TOTAL FG%: .490 DEADBALL  
 3-Pt. FG%: .214 REBOUNDS  
 F Throw %: .591 5

#### Amherst

##	Player	TOT-FG		3-PT		FT	FTA	REBOUNDS			PF	TP	A	TO	BLK	S	MIN
		FG	FGA	FG	FGA			OF	DE	TOT							
33	John Casnocha	f 3	11	2	8	0	0	0	1	1	0	8	2	1	0	0	24
41	Dan Wheeler	f 2	10	1	3	4	4	1	1	2	1	9	0	3	1	4	38
34	Dan O'Shea	c 1	1	0	0	2	4	3	1	4	4	4	0	1	0	0	13
22	John Bedford	g 3	11	2	2	1	2	2	4	6	4	9	3	6	0	0	38
5	Andrew Olson	g 5	8	2	2	2	2	1	0	1	2	14	3	4	0	1	33
15	Adolphe Coulibaly	0	0	0	0	0	0	0	1	1	0	0	0	0	0	0	3
20	Tim McLaughlin	2	2	2	2	1	2	0	1	1	2	7	1	1	0	1	17
21	Ray Corrigan	0	0	0	0	0	0	0	1	1	1	0	1	0	0	0	7
30	Matt Goldsmith	2	3	1	1	1	4	1	2	3	5	6	1	0	0	0	14
31	Keith Zalaski	0	0	0	0	0	0	0	0	0	0	0	0	0	0	0	6
44	Kevin Hopkins	1	2	0	0	1	1	3	2	5	1	3	0	0	0	0	7
TM	TEAM	0	0	0	0	0	0	1	2	3	0	0	0	0	0	0	0
Totals		19	48	10	18	12	19	12	16	28	20	60	11	16	1	6	200

TOTAL FG%: .396 DEADBALL  
 3-Pt. FG%: .556 REBOUNDS  
 F Throw %: .632 7

Officials: Joe Theisen; Alfred Smith & Pic Russey.  
 Technical fouls: Wittenberg-None. Amherst-None.

Score by Periods	1	2	Total
Wittenberg	25	39	64
Amherst	23	37	60



**Va. Wesleyan 81, Ill. Wesleyan 79**

**Va. Wesleyan**

##	Player	TOT-FG		3-PT		FT	FTA	REBOUNDS			PF	TP	A	TO	BLK	S	MIN
		FG	FGA	FG	FGA			OF	DE	TOT							
10	D'Juan Tucker	*3	5	1	3	0	0	0	4	4	0	7	5	2	0	0	34
20	Marques Fitch	*2	6	0	2	0	0	1	3	4	0	4	2	0	0	0	28
24	TonTon Balnega	*4	11	3	6	2	2	0	1	1	3	13	0	0	0	2	29
30	Brandon Adair	*10	16	0	0	9	12	5	3	8	0	29	6	1	0	0	36
40	Tyler Fantin	*7	13	4	9	1	1	1	4	5	3	19	0	1	1	1	30
12	Tory Green	1	3	0	1	0	0	0	0	0	0	2	0	1	0	0	9
14	Terrell Dixon	2	2	0	0	0	0	0	0	0	3	4	2	0	0	0	19
32	Rodney Young	0	0	0	0	0	0	0	0	0	1	0	0	0	0	0	9
50	Matt Towell	1	2	1	1	0	0	0	1	1	2	3	0	0	0	0	6
TM	TEAM	0	0	0	0	0	0	0	1	1	0	0	0	0	0	0	0
	Totals	30	58	9	22	12	15	7	17	24	12	81	15	5	1	3	200

TOTAL FG%: .517      DEADBALL  
 3-Pt. FG%: .409      REBOUNDS  
 F Throw %: .800      3

**Ill. Wesleyan**

##	Player	TOT-FG		3-PT		FT	FTA	REBOUNDS			PF	TP	A	TO	BLK	S	MIN
		FG	FGA	FG	FGA			OF	DE	TOT							
20	Jason Fisher	*1	2	0	0	0	0	0	3	3	0	2	4	0	0	0	21
22	Adam Dauksas	*1	7	1	4	0	0	0	4	4	0	3	5	4	0	0	39
30	Zach Freeman	*13	16	0	0	1	2	1	6	7	1	27	2	0	1	0	33
32	Keelan Amelianovich	*12	19	2	4	2	3	0	4	4	0	28	2	0	0	0	38
42	Cory Jones	*5	9	0	0	2	4	4	1	5	2	12	1	2	1	1	30
10	Matt Arnold	1	2	0	1	0	0	0	2	2	1	2	0	1	0	1	20
24	Andrew Freeman	0	0	0	0	0	0	0	0	0	0	0	0	0	0	0	2
34	Chris Jones	1	2	0	0	1	2	3	0	3	5	3	1	2	1	0	10
40	Steve Schweer	1	1	0	0	0	0	1	0	1	2	2	0	0	0	0	7
TM	TEAM	0	0	0	0	0	0	0	1	1	0	0	0	0	0	0	0
	Totals	35	58	3	9	6	11	9	21	30	11	79	15	9	3	2	200

TOTAL FG%: .603      DEADBALL  
 3-Pt. FG%: .333      REBOUNDS  
 F Throw %: .545      2

Attendance: 2,665

Officials: Tim Mahoney; Lee Marelli & Jeffrey Smith.

Technical fouls: Va. Wesleyan-None. Ill. Wesleyan-None.

Score by Periods	1	2	Total
Va. Wesleyan	37	44	81
Ill. Wesleyan	38	41	79

**THIRD PLACE  
 MARCH 18, AT SALEM, VIRGINIA**

**Ill. Wesleyan 71, Amherst 68**

**Amherst**

##	Player	TOT-FG		3-PT		FT	FTA	REBOUNDS			PF	TP	A	TO	BLK	S	MIN
		FG	FGA	FG	FGA			OF	DE	TOT							
21	Ray Corrigan	*0	1	0	0	0	0	1	0	1	0	0	0	1	0	0	4
22	John Bedford	*5	15	1	4	3	4	2	2	4	1	14	1	3	0	2	36
31	Keith Zalaski	*0	0	0	0	0	0	0	0	0	0	0	0	0	0	0	2
33	John Casnocha	*1	5	1	4	0	0	1	0	1	0	3	2	0	0	0	15
34	Dan O'Shea	*1	3	0	0	0	0	3	1	4	4	2	2	0	0	0	19
15	Adolphe Coulibaly	1	2	1	2	0	0	1	1	2	0	3	1	0	0	0	10
20	Tim McLaughlin	3	7	3	7	2	2	2	5	7	1	11	0	1	0	0	22
30	Matt Goldsmith	1	4	0	1	0	0	1	3	4	1	2	0	0	0	0	11
41	Dan Wheeler	6	15	6	12	2	2	2	2	4	3	20	4	0	2	0	36
44	Kevin Hopkins	1	2	0	0	2	4	0	2	2	3	4	1	0	2	0	7
5	Andrew Olson	4	10	1	4	0	0	0	1	1	0	9	8	2	0	2	36
55	Brandon Jones	0	2	0	0	0	0	0	0	0	0	0	0	0	0	0	2
TM	TEAM	0	0	0	0	0	0	3	0	3	0	0	0	0	0	0	0
	Totals	23	66	13	34	9	12	16	17	33	13	68	19	7	4	4	200

TOTAL FG%: .348      DEADBALL  
 3-Pt. FG%: .382      REBOUNDS  
 F Throw %: .750      4

**Ill. Wesleyan**

##	Player	TOT-FG		3-PT		FT	FTA	REBOUNDS			PF	TP	A	TO	BLK	S	MIN
		FG	FGA	FG	FGA			OF	DE	TOT							
20	Jason Fisher	*5	6	4	5	2	2	1	4	5	3	16	0	4	0	1	34
22	Adam Dauksas	*2	12	0	4	0	0	0	3	3	2	4	5	3	0	1	24
30	Zach Freeman	*7	9	0	0	5	9	2	5	7	2	19	3	1	1	1	30
32	Keelan Amelianovich	*8	14	5	8	0	0	2	6	8	0	21	2	1	0	0	38
42	Cory Jones	*2	5	0	0	1	2	0	5	5	2	5	1	0	1	0	28
10	Matt Arnold	0	1	0	1	0	0	0	0	0	0	0	1	0	0	0	16
14	Mike McGraw	0	0	0	0	0	0	0	0	0	2	0	0	0	0	0	7
24	Andrew Freeman	0	0	0	0	0	0	0	0	0	0	0	0	0	0	0	2
34	Chris Jones	1	2	0	0	0	0	2	2	4	2	2	0	1	1	0	13
40	Steve Schweer	2	2	0	0	0	0	2	0	2	1	4	0	0	0	1	8
TM	TEAM	0	0	0	0	0	0	1	1	2	0	0	0	1	0	0	0
	Totals	27	51	9	18	8	13	10	26	36	14	71	12	11	3	4	200



TOTAL FG%: .529 DEADBALL  
 3-Pt. FG%: .500 REBOUNDS  
 F Throw %: .615 2

Officials: Wallace Whitfield; Chad Palmer & John Creek;  
 Technical fouls: Amherst-None. Ill. Wesleyan-None.

Score by Periods	1	2	Total
Amherst .....	31	37	68
Ill. Wesleyan .....	44	27	71

**CHAMPIONSHIP**  
**MARCH 18, AT SALEM, VIRGINIA**  
**Va. Wesleyan 59, Wittenberg 56**

**Wittenberg**

##	Player	TOT-FG		3-PT		FT	FTA	REBOUNDS			PF	TP	A	TO	BLK	S	MIN
		FG	FGA	FG	FGA			OF	DE	TOT							
10	Pat Denbow .....	*0	1	0	1	0	1	0	1	1	0	0	2	1	0	0	32
20	Phil Steffes .....	*0	2	0	1	0	0	0	0	0	4	0	1	1	0	0	23
35	Kenny Brady .....	*4	11	3	6	2	3	1	0	1	1	13	1	3	0	0	30
45	Dane Borchers .....	*5	8	0	0	5	7	4	3	7	3	15	0	1	0	0	25
55	Daniel Russ .....	*7	15	0	0	0	1	0	9	9	2	14	1	5	0	1	36
11	Gregg Hill .....	2	3	0	1	4	4	1	3	4	2	8	0	1	0	0	21
12	Dan McNeely .....	0	0	0	0	0	0	0	1	1	2	0	1	2	0	1	5
15	Billy Bowen .....	0	0	0	0	0	0	0	2	2	3	0	0	1	1	1	11
40	Jack Hemenway .....	3	4	0	0	0	0	1	1	2	1	6	0	0	3	0	15
53	Mark Huelsman .....	0	0	0	0	0	0	0	0	0	1	0	0	0	0	0	2
TM	Team .....	0	0	0	0	0	0	1	1	2	0	0	0	0	0	0	0
	Totals .....	21	44	3	9	11	16	8	21	29	19	56	6	15	4	3	200

TOTAL FG%: .477 DEADBALL  
 3-Pt. FG%: .333 REBOUNDS  
 F Throw %: .688 2

**Va. Wesleyan**

##	Player	TOT-FG		3-PT		FT	FTA	REBOUNDS			PF	TP	A	TO	BLK	S	MIN
		FG	FGA	FG	FGA			OF	DE	TOT							
10	D'Juan Tucker .....	*2	4	0	1	0	0	2	3	5	1	4	3	2	0	0	31
20	Marques Fitch .....	*1	3	0	1	4	4	0	2	2	3	6	2	0	0	1	27
24	TonTon Balenga .....	*9	18	3	6	1	3	2	2	4	2	22	2	1	0	2	35
30	Brandon Adair .....	*8	13	0	0	5	8	1	3	4	3	21	1	3	0	0	40
40	Tyler Fantin .....	*1	5	1	3	0	0	1	2	3	3	3	2	0	0	1	30
12	Tory Green .....	0	1	0	0	0	0	0	0	0	1	0	0	1	0	1	5
14	Terrell Dixon .....	1	5	1	3	0	0	0	0	0	3	3	1	0	0	0	22
32	Rodney Young .....	0	0	0	0	0	0	0	1	1	0	0	0	0	0	0	1
50	Matt Towell .....	0	2	0	1	0	0	0	1	1	2	0	0	2	0	1	9
TM	TEAM .....	0	0	0	0	0	0	4	2	6	0	0	0	2	0	0	0
	Totals .....	22	51	5	15	10	15	10	16	26	18	59	11	11	0	6	200

TOTAL FG%: .431 DEADBALL  
 3-Pt. FG%: .333 REBOUNDS  
 F Throw %: .667 3.2

Attendance: 3,435  
 Officials: John Stigliano; Brad Fowler & Glen Dixon;  
 Technical fouls: Wittenberg-None. Va. Wesleyan-None.

Score by Periods	1	2	Total
Wittenberg .....	29	27	56
Va. Wesleyan .....	19	40	59

## Year-by-Year Results

Season	Champion	Score	Runner-Up	Third Place	Fourth Place
1975	LeMoyné-Owen	57-54	Rowan	Augustana (Ill.)	Brockport St.
1976	Scranton	60-57	Wittenberg	Augustana (Ill.)	Plattsburgh St.
1977	Wittenberg	79-66	Oneonta St.	Scranton	Hamline
1978	North Park	69-57	Widener	Albion	Stony Brook Centre
1979	North Park	66-62	Potsdam St.	Frank. & Marsh.	Centre
1980	North Park	83-76	Upsala	Wittenberg	Longwood
1981	Potsdam St.	67-65(ot)	Augustana (Ill.)	Ursinus	Otterbein
1982	Wabash	83-62	Potsdam St.	Brooklyn	Cal St. Stanislaus
1983	Scranton	64-63	Wittenberg	Roanoke	Wis.-Whitewater
1984	Wis.-Whitewater	103-86	Clark (Mass.)	DePauw	Upsala
1985	North Park	72-71	Potsdam St.	Neb. Wesleyan	Widener
1986	Potsdam St.	76-73	LeMoyné-Owen	Neb. Wesleyan	New Jersey City
1987	North Park	106-100	Clark (Mass.)	Wittenberg	Richard Stockton
1988	Ohio Wesleyan	92-70	Scranton	Neb. Wesleyan	Hartwick
1989	Wis.-Whitewater	94-86	TCNJ	Southern Me.	Centre
1990	Rochester	43-42	DePauw	Washington (Md.)	Calvin
1991	Wis.-Platteville	81-74	Frank. & Marsh.	Otterbein	Ramapo
1992	Calvin	71-69	Rochester	Wis.-Platteville	New Jersey City
1993	Ohio Northern	71-68	Augustana (Ill.)	Rowan	Mass.-Dartmouth
1994	Lebanon Valley	66-59†	New York U.	Wittenberg	St. Thomas (Minn.)
1995	Wis.-Platteville	69-55	Manchester	Rowan	Trinity (Conn.)
1996	Rowan	100-93	Hope	Ill. Wesleyan	Frank. & Marsh.
1997	Ill. Wesleyan	89-86	Neb. Wesleyan	Williams	Alvernia
1998	Wis.-Platteville	69-56	Hope	Williams	Wilkes
1999	Wis.-Platteville	76-75(ot)	Hampden-Sydney	Connecticut Col.	Wm. Paterson
2000	Calvin	79-75	Wis.-Eau Claire	Salem St.	Frank. & Marsh.
2001	Catholic	76-62	Wm. Paterson	Ill. Wesleyan	Ohio Northern
2002	Otterbein	102-83	Elizabethtown	Carthage	Rochester
2003	Williams	67-65	Gust. Adolphus	Wooster	Hampden-Sydney
2004	Wis.-Stevens Point	84-82	Williams	John Carroll	Amherst
2005	Wis.-Stevens Point	73-49	Rochester	Calvin	York (Pa.)
2006	Va. Wesleyan	59-56	Wittenberg	Ill. Wesleyan	Amherst

Season	Site of Finals	Coch of Champion	Outstanding Player Award
1975	Reading, Pa.	Jerry Johnson, LeMoyné-Owen	Bob Newman, LeMoyné-Owen
1976	Reading, Pa.	Bob Bessoir, Scranton	Jack Maher, Scranton
1977	Rock Island, Ill.	Larry Hunter, Wittenberg	Rick White, Wittenberg
1978	Rock Island, Ill.	Dan McCarrell, North Park	Michael Harper, North Park
1979	Rock Island, Ill.	Dan McCarrell, North Park	Michael Harper, North Park
1980	Rock Island, Ill.	Dan McCarrell, North Park	Michael Thomas, North Park
1981	Rock Island, Ill.	Jerry Welsh, Potsdam St.	Maxwell Artis, Augustana (Ill.)
1982	Grand Rapids, Mich.	Mac Petty, Wabash	Pete Metzelaars, Wabash
1983	Grand Rapids, Mich.	Bob Bessoir, Scranton	Bill Bessoir, Scranton
1984	Grand Rapids, Mich.	Dave Vander Meulen, Wis.-Whitewater	Andre McKoy, Wis.-Whitewater
1985	Grand Rapids, Mich.	Bosco Djurickovic, North Park	Earnest Hubbard, North Park
1986	Grand Rapids, Mich.	Jerry Welsh, Potsdam St.	Roosevelt Bullock, Potsdam St.
1987	Grand Rapids, Mich.	Bosco Djurickovic, North Park	Michael Starks, North Park
1988	Grand Rapids, Mich.	Gene Mehaffey, Ohio Wesleyan	Scott Tedder, Ohio Wesleyan
1989	Springfield, Ohio	Dave Vander Meulen, Wis.-Whitewater	Greg Grant, TCNJ
1990	Springfield, Ohio	Mike Neer, Rochester	Chris Fite, Rochester
1991	Springfield, Ohio	Bo Ryan, Wis.-Platteville	Shawn Frison, Wis.-Platteville
1992	Springfield, Ohio	Ed Douma, Calvin	Steve Honderd, Calvin
1993	Buffalo, N.Y.	Joe Campoli, Ohio Northern	Kirk Anderson, Augustana (Ill.)
1994	Buffalo, N.Y.	Pat Flannery, Lebanon Valley	Mike Rhoades, Lebanon Valley
1995	Buffalo, N.Y.	Bo Ryan, Wis.-Platteville	Adam Crawford, New York U.
1996	Salem, Va.	John Giannini, Rowan	Ernie Peavy, Wis.-Platteville
1997	Salem, Va.	Dennie Bridges, Ill. Wesleyan	Terrence Stewart, Rowan
1998	Salem, Va.	Bo Ryan, Wis.-Platteville	Bryan Crabtree, Ill. Wesleyan
1999	Salem, Va.	Bo Ryan, Wis.-Platteville	Ben Hoffmann, Wis.-Platteville
2000	Salem, Va.	Kevin Vande Streek, Calvin	Merrill Brunson, Wis.-Platteville
2001	Salem, Va.	Mike Lonergan, Catholic	Sherm Carstensen, Calvin
2002	Salem, Va.	Dick Reynolds, Otterbein	Pat Maloney, Catholic
2003	Salem, Va.	David Paulsen, Williams	Jeff Gibbs, Otterbein
2004	Salem, Va.	Jack Bennett, Wis.-Stevens Point	Benjamin Coffin, Williams
2005	Salem, Va.	Jack Bennett, Wis.-Stevens Point	Nick Bennett, Wis.-Stevens Point
2006	Salem, Va.	David Macedo, Va. Wesleyan	Jason Kalsow, Wis.-Stevens Point
			Ton Ton Balenga, Va. Wesleyan

## Individual Records

(Minimum three games for series records.)

### POINTS, GAME

49—Gerald Reece, William Penn (85) vs. North Park (81), 1981.

### POINTS, TOURNAMENT

177—Michael Nagelo, Williams, 1998 (31 vs. Trinity [Conn.], 30 vs. Springfield, 25 vs. Hamilton, 35 vs. St. Lawrence, 18 vs. Wis.-Platteville, 38 vs. Wilkes).

### SCORING AVERAGE, TOURNAMENT

37.3—Kyle Myrick, Lincoln (Pa.) (44 vs. Chris. Newport, 34 vs. Messiah, 34 vs. Va. Wesleyan), 2006.

### FIELD GOALS, GAME

21—Gerald Reece, William Penn (85) vs. North Park (81), 1981.

### FIELD GOALS, TOURNAMENT

68—Greg Grant, TCNJ, 1989 (11 vs. Shenandoah, 11 vs. New Jersey City, 16 vs. Potsdam St., 16 vs. Southern Me., 14 vs. Wis.-Whitewater).

### THREE-POINT FIELD GOALS, GAME

12—Kirk Anderson, Augustana (Ill.) (100) vs. Wis.-Platteville (86), 1993.

### THREE-POINT FIELD GOALS, TOURNAMENT

35—Kirk Anderson, Augustana (Ill.), 1993 (4 vs. DePauw, 5 vs. Beloit, 4 vs. La Verne, 12 vs. Wis.-Platteville, 6 vs. Rowan, 4 vs. Ohio Northern).

### FREE THROWS MADE, GAME

21—Tom Montsma, Calvin (88) vs. Wabash (76), 1980.

### FREE THROWS MADE, TOURNAMENT

52—Daimen Hunter, Alvernia, 1997 (6 vs. Lebanon Valley, 14 vs. Goucher, 5 vs. Rochester Inst., 11 vs. Salisbury, 0 vs. Ill. Wesleyan, 16 vs. Williams).

### ASSISTS, GAME

20—Matt Nadelhoffer, Wheaton (Ill.) (131) vs. Grinnell (117), 1996.

### ASSISTS, TOURNAMENT

62—Ricky Spicer, Wis.-Whitewater, 1989.

### REBOUNDS, TOURNAMENT

83—Jeff Gibbs, Otterbein, 2002.

### REBOUNDING AVERAGE, TOURNAMENT

16.6—Jeff Gibbs, Otterbein, 2002 (13 vs. Bethany [W.V.], 6 vs. Randolph-Macon, 24 vs. DePauw; 15 vs. Carthage; 25 vs. Elizabethtown).

## Team Records

(Minimum three games for tournament records.)

### POINTS, GAME

132—Ill. Wesleyan vs. Grinnell (91), 2001.

### POINTS, TOURNAMENT

594—Rowan, 1996 [130 vs. York (N.Y.), 102 vs. New Jersey City, 85 vs. Williams, 98 vs. Richard Stockton, 79 vs. Ill. Wesleyan, 100 vs. Hope].

### FIELD GOALS, GAME

52—Wheaton (Ill.) (131) vs. Grinnell (117), 1996.

### FIELD GOALS, TOURNAMENT

206—Rowan, 1996 (45 vs. York [N.Y.], 31 vs. New Jersey City, 29 vs. Williams, 35 vs. Richard Stockton, 32 vs. Ill. Wesleyan, 34 vs. Hope).

### THREE-POINT FIELD GOALS, GAME

22—Grinnell (117) vs. Wheaton (Ill.) (131), 1996.

### THREE-POINT FIELD GOALS, TOURNAMENT

59—Augustana (Ill.), 1993 (6 vs. DePauw, 11 vs. Beloit, 11 vs. La Verne, 14 vs. Wis.-Platteville, 9 vs. Rowan, 8 vs. Ohio Northern).

### FREE THROWS MADE, GAME

43—Capital (103) vs. Va. Wesleyan (93), 1982; Potsdam St. (91) vs. New Jersey City (89), 1986.

### FREE THROWS MADE, TOURNAMENT

137—Catholic, 2001 [18 vs. CCNY; 11 vs. Widener;

18 vs. Brockport St.; 25 vs. Clark (Mass.); 33 vs. Ohio Northern; 32 vs. Wm. Paterson].

### ASSISTS, GAME

34—Hampden-Sydney (105) vs. Greensboro (79), 1995.

### ASSISTS, TOURNAMENT

136—Neb. Wesleyan, 1997 (25 vs. Buena Vista, 17 vs. Gust. Adolphus, 22 vs. Hope, 23 vs. Wis.-Stevens Point, 26 vs. Williams, 23 vs. Ill. Wesleyan).

## All-Tournament Teams

\*Most Outstanding Player.

### 1975

\*Robert Newman, LeMoyne-Owen  
Clint Jackson, LeMoyne-Owen  
Dan Panaggio, Brockport St.  
Bruce Hamming, Augustana (Ill.)  
Greg Ackles, Rowan

### 1976

\*Jack Maher, Scranton  
Tom Dunn, Wittenberg  
Bob Heubner, Wittenberg  
Ronnie Wright, Plattsburgh St.  
Terry Lawrence, Augustana (Ill.)

### 1977

\*Rick White, Wittenberg  
Phil Smyczek, Hamline  
Paul Miernicki, Scranton  
Clyde Eberhardt, Wittenberg  
Ralph Christian, Oneonta St.

### 1978

\*Michael Harper, North Park  
Dennis James, Widener  
John Nibert, Albion  
Earl Keith, Stony Brook  
Tom Florentine, North Park

### 1979

\*Michael Harper, North Park  
Don Marsh, Frank. & Marsh.  
Derrick Rowland, Potsdam St.  
Michael Thomas, North Park  
Modzel Greer, North Park

### 1980

\*Michael Thomas, North Park  
Ellonya Green, Upsala  
Steve Keenan, Upsala  
Tyronne Curtis, Wittenberg  
Keith French, North Park

### 1981

\*Max Artis, Augustana (Ill.)  
Bill Rapier, Augustana (Ill.)  
Ed Jachim, Potsdam St.  
Derrick Rowland, Potsdam St.  
Ron Stewart, Otterbein

### 1982

\*Pete Metzelaars, Wabash  
Doug Cornfoot, Cal St. Stanislaus  
Rick Davis, Brooklyn  
Merlin Nice, Wabash  
Leroy Witherspoon, Potsdam St.  
Maurice Woods, Potsdam St.

### 1983

\*Bill Bessoir, Scranton  
Mickey Banas, Scranton  
Jay Ferguson, Wittenberg  
Mark Linde, Wis.-Whitewater  
Gerald Holmes, Roanoke

### 1984

\*Andre McKoy, Wis.-Whitewater  
Mark Linde, Wis.-Whitewater  
James Gist, Upsala  
Dan Trant, Clark (Mass.)  
David Hathaway, DePauw

### 1985

\*Earnest Hubbard, North Park  
Justyne Monegain, North Park

Dana Janssen, Neb. Wesleyan  
Brendan Mitchell, Potsdam St.  
Lou Stevens, Widener

### 1986

\*Roosevelt Bullock, Potsdam St.  
Barry Stanton, Potsdam St.  
Johnny Mayers, New Jersey City  
Michael Neal, LeMoyne-Owen  
Dana Janssen, Neb. Wesleyan

### 1987

\*Michael Starks, North Park  
Mike Barach, North Park  
Steve Iannarino, Wittenberg  
Kermit Sharp, Clark (Mass.)  
Donald Ellison, Richard Stockton

### 1988

\*Scott Tedder, Ohio Wesleyan  
Lee Rowlinson, Ohio Wesleyan  
J.P. Andrejko, Scranton  
Charlie Burt, Neb. Wesleyan  
Tim McGraw, Hartwick

### 1989

\*Greg Grant, TCNJ  
Danny Johnson, Centre  
Jeff Bowers, Southern Me.  
Ricky Spicer, Wis.-Whitewater  
Elbert Gordon, Wis.-Whitewater  
Jeff Seifriz, Wis.-Whitewater

### 1990

\*Chris Fite, Rochester  
Brett Crist, DePauw  
Chris Brandt, Washington (Md.)  
Brett Hecko, DePauw  
Steve Honderd, Calvin

### 1991

\*Shawn Frison, Wis.-Platteville  
James Bradley, Otterbein  
Robby Jeter, Wis.-Platteville  
Will Lasky, Frank. & Marsh.  
David Wilding, Frank. & Marsh.

### 1992

\*Steve Honderd, Calvin  
Matt Harrison, Calvin  
Mike LeFebre, Calvin  
Chris Fite, Rochester  
Kyle Meeker, Rochester

### 1993

\*Kirk Anderson, Augustana (Ill.)  
Mark Gooden, Ohio Northern  
Aaron Madry, Ohio Northern  
Steven Haynes, Mass.-Dartmouth  
Keith Wood, Rowan

### 1994

\*Mike Rhoades, Lebanon Valley  
\*Adam Crawford, New York U.  
Jonathan Gabriel, New York U.  
John Harper, Lebanon Valley  
Matt Croci, Wittenberg

### 1995

\*Ernie Peavy, Wis.-Platteville  
Brad Knoy, Manchester  
Kyle Hupfer, Manchester  
Aaron Lancaster, Wis.-Platteville  
Charles Grasty, Rowan

### 1996

\*Terrence Stewart, Rowan  
Antwan Dasher, Rowan  
Joel Holstege, Hope  
Duane Bosma, Hope  
Chris Simich, Ill. Wesleyan

### 1997

\*Bryan Crabtree, Ill. Wesleyan  
Korey Coon, Ill. Wesleyan  
Mitch Mosser, Neb. Wesleyan  
Damien Hunter, Alvernia  
Michael Nogelo, Williams



**1998**

\*Ben Hoffmann, Wis.-Platteville  
Andre Dalton, Wis.-Platteville  
Joel Holstege, Hope  
Michael Nogelo, Williams  
Dave Jannuzzi, Wilkes

**1999**

\*Merrill Brunson, Wis.-Platteville  
Mike Jones, Wis.-Platteville  
T.J. Grimes, Hampden-Sydney  
Jeremy Harris, Hampden-Sydney  
Horace Jenkins, Wm. Paterson

**2000**

\*Sherm Carstensen, Wis.-Eau Claire  
Jeremy Veenstra, Calvin  
Aaron Winkle, Calvin  
Tishaun Jenkins, Salem St.  
Alex Kraft, Frank. & Marsh.

**2001**

\*Pat Maloney, Catholic  
Matt Hilleary, Catholic  
Horace Jenkins, Wm. Paterson  
Chad Bostleman, Ohio Northern  
Luke Kasten, Ill. Wesleyan

**2002**

\*Jeff Gibbs, Otterbein  
Kevin Shay, Otterbein  
Bob Porambo, Elizabethtown  
Seth Hauben Carthage  
Jason Wiertel, Carthage

**2003**

\*Benjamin Coffin, Williams  
Michael Crotty, Williams  
Doug Espenson, Gust. Adolphus  
Jeff Monroe, Hampden-Sydney  
Bryan Nelson, Wooster

**2004**

\*Nick Bennett, Wis.-Stevens Point  
Jason Kalsow, Wis.-Stevens Point  
Tucker Kain, Williams  
Michael Crotty, Williams  
Jerry Angel, Wooster

**2005**

\*Jason Kalsow, Wis.-Stevens Point  
Nick Bennett, Wis.-Stevens Point  
Jon Krull, Wis.-Stevens Point  
Seth Hauben, Rochester  
Joel Hoekstra, Calvin

**2006**

\*Ton Ton Balenga, Va. Wesleyan  
Brandon Adair, Va. Wesleyan  
Dane Borchers, Wittenberg  
Dan Russ, Wittenberg  
Keelan Amelianovich, Ill. Wesleyan





# Statistical Leaders

2006 Division I Individual Leaders ...	210
2006 Division I Game Highs .....	212
2006 Division I Team Leaders .....	214
2007 Division I Top Returnees .....	218
2006 Division II Individual Leaders ..	220
2006 Division II Game Highs .....	223
2006 Division II Team Leaders.....	224
2006 Division III Individual Leaders..	227
2006 Division III Game Highs .....	229
2006 Division III Team Leaders.....	230



## 2006 Division I Individual Leaders

### Points Per Game

Rk	Name, School	Cl.	G	FGM	3FG	FT	Pts.	Avg.
1.	#Adam Morrison, Gonzaga	Jr.	33	306	74	240	926	28.1
2.	J.J. Redick, Duke	Sr.	36	302	139	221	964	26.8
3.	Keydren Clark, St. Peter's	Sr.	32	273	105	189	840	26.3
4.	Andre Collins, Loyola (Md.)	Sr.	28	256	118	101	731	26.1
5.	Brian Rush, Grambling	Sr.	21	189	54	109	541	25.8
6.	#Quincy Douby, Rutgers	Jr.	33	287	116	149	839	25.4
7.	Steve Burt, Iona	Sr.	31	258	96	168	780	25.2
8.	Rodney Stuckey, Eastern Wash.	Fr.	30	250	55	171	726	24.2
9.	Alan Daniels, Lamar	Sr.	31	250	75	155	730	23.5
10.	Trey Johnson, Jackson St.	Jr.	32	255	67	174	751	23.5
11.	Whit Holcomb-Faye, Radford	Sr.	29	202	83	182	669	23.1
12.	Larry Blair, Liberty	Jr.	30	234	64	147	679	22.6
13.	Tim Smith, East Tenn. St.	Sr.	28	238	41	100	617	22.0
14.	Roy Booker, Southeast Mo. St.	Sr.	27	178	73	165	594	22.0
15.	Morris Almond, Rice	Jr.	28	224	48	116	612	21.9
16.	Nick Fazekas, Nevada	Jr.	33	268	31	154	721	21.8
17.	Elton Nesbitt, Ga. Southern	Sr.	30	211	103	126	651	21.7
18.	Jose Juan Barea, Northeastern	Sr.	29	209	66	126	610	21.0
19.	Caleb Green, Oral Roberts	Jr.	33	224	3	235	686	20.8
20.	Kenny Adeleke, Hartford	Sr.	28	223	0	133	579	20.7
21.	Jarriss Jackson, Texas Tech	Jr.	32	216	73	152	657	20.5
22.	Randy Foye, Villanova	Sr.	33	226	89	136	677	20.5
23.	#Leon Powe, California	So.	27	178	3	194	553	20.5
24.	Quinton Day, UMKC	Jr.	27	186	73	103	548	20.3
25.	Brandon Roy, Washington	Sr.	33	228	39	171	666	20.2
26.	John Bowler, Eastern Mich.	Sr.	28	189	2	183	563	20.1
27.	Obie Nicholson, Denver	Sr.	31	238	0	140	616	19.9
28.	Dan Oppland, Valparaiso	Sr.	29	231	35	76	573	19.8
29.	Bryant McAllister, Duquesne	Sr.	26	160	52	141	513	19.7
30.	#Thomas Gardner, Missouri	Jr.	28	186	94	85	551	19.7
	Steven Smith, La Salle	Sr.	28	208	26	109	551	19.7
32.	#Paul Millsap, Louisiana Tech	Jr.	33	258	5	127	648	19.6
33.	#Curtis Stinson, Iowa St.	Jr.	30	224	42	93	583	19.4
34.	Kevin Pittsnogle, West Virginia	Sr.	33	231	91	84	637	19.3
35.	Maurice Ager, Michigan St.	Sr.	34	226	83	121	656	19.3
36.	J.P. Batista, Gonzaga	Sr.	33	234	3	165	636	19.3
37.	Obie Trotter, Alabama A&M	Sr.	26	170	64	97	501	19.3
38.	Kyle Hines, UNC Greensboro	So.	30	239	2	98	578	19.3
39.	Quin Humphrey, Youngstown St.	Jr.	28	189	50	110	538	19.2
40.	Kibwe Trim, Sacred Heart	Sr.	28	194	0	149	537	19.2
	Calvin Wooten, Oakland	Jr.	28	188	95	66	537	19.2
42.	Blake Schilb, Loyola (Ill.)	Jr.	30	192	68	122	574	19.1
43.	D.J. Thompson, Appalachian St.	Jr.	30	175	98	124	572	19.1
44.	Reggie Williams, VMI	So.	27	172	44	126	514	19.0
45.	Vedran Vukusic, Northwestern	Sr.	28	191	63	88	533	19.0
46.	Alando Tucker, Wisconsin	Jr.	31	222	17	127	588	19.0
47.	Harding Nana, Delaware	Sr.	30	200	46	123	569	19.0
48.	Tyler Hansbrough, North Carolina	Fr.	31	199	2	187	587	18.9
49.	George Hill, IUPUI	So.	29	175	16	182	548	18.9
50.	Martin Samarco, Bowling Green	Jr.	29	175	100	97	547	18.9

#entered NBA draft

### Field-Goal Percentage

#### Minimum 5 made per game

Rk.	Name, School	Cl.	G	FGM	FGA	FG%
1.	Randall Hanke, Providence	So.	27	149	220	67.7
2.	Cedric Smith, Tex. A&M-Corp. Chris	Jr.	27	139	210	66.2
3.	Joakim Noah, Florida	So.	39	202	322	62.7
4.	James Augustine, Illinois	Sr.	33	174	279	62.4
5.	Michael Harrison, Colorado St.	Jr.	31	160	257	62.3
6.	Kyle Hines, UNC Greensboro	So.	30	239	384	62.2
7.	Nate Harris, Utah St.	Sr.	32	215	346	62.1
8.	Eric Williams, Wake Forest	Sr.	34	223	360	61.9
9.	Kibwe Trim, Sacred Heart	Sr.	28	194	314	61.8
10.	Michael Southall, La.-Lafayette	Sr.	28	164	266	61.7
11.	Andrew Strait, Montana	So.	31	223	363	61.4
12.	Yemi Nicholson, Denver	Sr.	31	238	395	60.3
13.	Chris Daniels, Tex. A&M-Corp. Chris	Jr.	27	160	266	60.2
14.	Tim Pollitz, Miami (Ohio)	So.	26	144	241	59.8
15.	Ra'Sean Dickey, Georgia Tech	So.	28	148	248	59.7
16.	Vova Severovas, Oakland	Jr.	22	114	192	59.4
17.	Kenny Adeleke, Hartford	Sr.	28	223	377	59.2
18.	Darnell Wilson, Canisius	Sr.	29	150	254	59.1
19.	J.P. Batista, Gonzaga	Jr.	33	234	397	58.9


Rk.	Name, School	Cl.	G	FGM	FGA	FG%
20.	Mario Boggan, Oklahoma St.	Jr.	33	182	313	58.1
21.	Quincy Davis, Tulane	Sr.	29	147	253	58.1
22.	Boomer Herndon, Belmont	Jr.	31	184	318	57.9
23.	Shelden Williams, Duke	Sr.	36	237	410	57.8
24.	Chris McNaughton, Bucknell	Jr.	32	167	289	57.8
25.	Brandon Polk, Butler	Sr.	33	232	403	57.6
26.	Lawrence Hamm, Towson	Sr.	28	167	291	57.4
27.	Craig Smith, Boston College	Sr.	36	243	424	57.3
28.	#Paul Millsap, Louisiana Tech	Jr.	33	258	452	57.1
29.	Tyler Hansbrough, North Carolina	Fr.	31	199	349	57.0
30.	Howard Wilkerson, Wofford	Sr.	29	160	281	56.9
31.	Taj Gray, Oklahoma	Sr.	29	148	260	56.9
32.	Dominick Martin, Yale	Sr.	22	132	232	56.9
33.	#LaMarcus Aldridge, Texas	So.	37	219	385	56.9

#entered NBA draft

### Three-Point Field Goals Per Game

Rk.	Name, School	Cl.	G	3FG	Avg.
1.	Andre Collins, Loyola (Md.)	Sr.	28	118	4.2
2.	Jack Leasure, Coastal Caro.	So.	30	125	4.2
3.	Steve Novak, Marquette	Sr.	31	121	3.9
4.	J. Robert Merritt, Samford	Sr.	31	120	3.9
5.	J.J. Redick, Duke	Sr.	36	139	3.9
6.	Eric Smith, Campbell	Jr.	28	107	3.8
7.	Chris Lofton, Tennessee	So.	30	114	3.8
8.	Will Whittington, Marist	Jr.	29	103	3.6
9.	#Quincy Douby, Rutgers	Jr.	33	116	3.5
10.	Martin Samarco, Bowling Green	Jr.	29	100	3.4
11.	Elton Nesbitt, Ga. Southern	Sr.	30	103	3.4
12.	Bruce Horan, Butler	Sr.	33	113	3.4
13.	Colin Falls, Notre Dame	Jr.	30	102	3.4
14.	Ja'Vance Coleman, Fresno St.	Jr.	28	95	3.4
	Calvin Wooten, Oakland	Jr.	28	95	3.4
16.	Taquan Dean, Louisville	Sr.	31	105	3.4
17.	#Thomas Gardner, Missouri	Jr.	28	94	3.4
18.	Justin Chiera, Central Conn. St.	Sr.	29	97	3.3
19.	Allan Ray, Villanova	Sr.	32	107	3.3
20.	Keydren Clark, St. Peter's	Sr.	32	105	3.3
21.	D.J. Thompson, Appalachian St.	Jr.	30	98	3.3
22.	Matt Witt, Eastern Ky.	Sr.	30	97	3.2
23.	Michael Neal, Oklahoma	Jr.	27	87	3.2
24.	Shane Nichols, Wofford	So.	29	93	3.2
25.	James Williams, Long Island	Jr.	28	89	3.2
26.	Bobby Dixon, Troy	Sr.	29	90	3.1
27.	Steve Burt, Iona	Sr.	31	96	3.1
	Marvett McDonald, UAB	Sr.	31	96	3.1
29.	B.J. Spencer, Jacksonville St.	Sr.	27	82	3.0
30.	De'Angelo Alexander, Charlotte	Jr.	32	96	3.0
	Shan Foster, Vanderbilt	So.	30	90	3.0
32.	Lee Humphrey, Florida	Jr.	38	113	3.0
33.	Brandon Heath, San Diego St.	Jr.	33	98	3.0
34.	Dominick Mejia, Drexel	Jr.	31	92	3.0
35.	Adam Gore, Cornell	Fr.	28	83	3.0

#entered NBA draft



One of the most recognized players from the 2006 season, Adam Morrison led Gonzaga to the NCAA tournament while leading the nation in scoring.



### Three-Point Field-Goal Percentage

Minimum 2.5 made per game

Rk.	Name, School	Cl.	G	3FG	3FGA	3FG%
1.	Stephen Sir, Northern Ariz.	Sr.	32	93	190	48.9
2.	Josh Alexander, Stephen F. Austin	Fr.	29	73	153	47.7
3.	J. Robert Merritt, Samford	Sr.	31	120	252	47.6
4.	Ross Schraeder, UC Irvine	Sr.	29	74	156	47.4
5.	Chris Hernandez, Stanford	Sr.	30	75	159	47.2
6.	Steve Novak, Marquette	Sr.	31	121	259	46.7
7.	James Collins, Birmingham-Sou.	Sr.	27	70	151	46.4
8.	Lee Humphrey, Florida	Jr.	38	113	246	45.9
9.	B.J. Spencer, Jacksonville St.	Sr.	27	82	179	45.8
10.	Martin Samarco, Bowling Green	Jr.	29	100	219	45.7
11.	Josh Goodwin, Belmont	Jr.	31	82	180	45.6
12.	Jaycee Carroll, Utah St.	So.	32	93	206	45.1
13.	DeWitt Scott, IPFW	So.	28	70	158	44.3
14.	Sean Ogirri, Wichita St.	So.	35	91	206	44.2
15.	Chris Lofton, Tennessee	So.	30	114	261	43.7
16.	De'Angelo Alexander, Charlotte	Jr.	32	96	224	42.9
	Anthony Morrow, Georgia Tech	So.	28	78	182	42.9
18.	Michael Neal, Oklahoma	Jr.	27	87	205	42.4
19.	Derek Coleman, Robert Morris	Jr.	29	74	175	42.3
20.	David Schroeder, Idaho St.	Sr.	26	68	161	42.2
21.	Antoine Agudio, Hofstra	So.	33	91	216	42.1
22.	J.J. Redick, Duke	Sr.	36	139	330	42.1
23.	Danny McElhinny, Eastern Mich.	Sr.	28	72	171	42.1
24.	Wayne Arnold, Tennessee St.	Sr.	28	71	169	42.0
25.	Jack Leaseure, Coastal Caro.	So.	30	125	298	41.9
26.	Adam Gore, Cornell	Fr.	28	83	198	41.9
27.	James Williams, Long Island	Jr.	28	89	213	41.8
28.	Ross DeRogatis, San Diego	Jr.	30	82	197	41.6
29.	Robert Vaden, Indiana	So.	31	81	195	41.5
30.	Shan Foster, Vanderbilt	So.	30	90	217	41.5

#entered NBA draft

### Free-Throw Percentage

Minimum 2.5 FT made per game

Rk.	Name, School	Cl.	G	FT	FTA	FT%
1.	Blake Ahearn, Missouri St.	Jr.	31	117	125	93.6
2.	Jermaine Anderson, New Hampshire	Jr.	26	68	74	91.9
3.	Shawan Robinson, Clemson	Sr.	32	84	92	91.3
4.	Derek Raivio, Gonzaga	Jr.	31	83	91	91.2
5.	Adam Vogelsberg, Middle Tenn.	Jr.	28	108	119	90.8
6.	Gerry McNamara, Syracuse	Sr.	35	111	123	90.2
7.	Andre Collins, Loyola (Md.)	Sr.	28	101	112	90.2
8.	Chris Hernandez, Stanford	Sr.	30	109	121	90.1
9.	Daniel Horton, Michigan	Sr.	33	136	151	90.1
10.	Walker Russell, Jacksonville St.	Sr.	29	112	125	89.6
11.	Chris Stephens, Oregon St.	Sr.	31	83	93	89.2
12.	Ronald Steele, Alabama	So.	31	124	139	89.2
13.	Keydren Clark, St. Peter's	Sr.	32	189	212	89.2
14.	Jim Goffredo, Harvard	Jr.	26	73	82	89.0
15.	Allan Ray, Villanova	Sr.	32	112	126	88.9
16.	Taurean Green, Florida	So.	39	171	193	88.6
17.	Daniel Kickert, St. Mary's (Cal.)	Sr.	28	95	108	88.0
18.	C.J. Watson, Tennessee	So.	30	137	156	87.8
19.	Justin Ingram, Toledo	Jr.	31	127	145	87.6
20.	Chris Quinn, Notre Dame	Sr.	29	95	109	87.2
21.	Paul Davis, Michigan St.	Sr.	33	160	184	87.0
22.	Pooh Jeter, Portland	Sr.	29	133	153	86.9
23.	Blagoj Janev, New Hampshire	Jr.	29	99	114	86.8
24.	Jarrett Howell, Texas-Arlington	So.	30	121	140	86.4
25.	J.J. Redick, Duke	Sr.	36	221	256	86.3
26.	Arvydas Eitutavicius, American	Jr.	29	75	87	86.2
27.	Eric Webb, Furman	Jr.	28	74	86	86.0
28.	Taqun Dean, Louisville	Sr.	31	92	107	86.0
29.	Maurice Hampton, Austin Peay	Sr.	31	146	170	85.9
30.	Martin Samarco, Bowling Green	Jr.	29	97	113	85.8

#entered NBA draft

### Rebounds Per Game

Rk.	Name, School	Cl.	G	Reb.	Avg.
1.	#Paul Millsap, Louisiana Tech	Jr.	33	438	13.3
2.	Kenny Adeleke, Hartford	Sr.	28	366	13.1
3.	Rashad Jones-Jennings, Ark.-Little Rock	Jr.	29	329	11.3
4.	Curtis Withers, Charlotte	Sr.	32	362	11.3
5.	Ivan Almonte, Florida Int'l.	Sr.	25	281	11.2



Photo from Missouri State sports information

**In 2006, Blake Ahearn of Missouri State led the nation in free-throw shooting for the third straight year. A senior in 2007, Ahearn has a chance to do something no one has ever done in Division I men's basketball history: lead the nation in one category for four consecutive seasons.**

Rk.	Name, School	Cl.	G	Reb.	Avg.
6.	#Marcus Slaughter, San Diego St.	Jr.	30	329	11.0
	Justin Williams, Wyoming	Sr.	30	329	11.0
8.	Yemi Nicholson, Denver	Sr.	31	339	10.9
9.	Harding Nana, Delaware	Sr.	30	326	10.9
10.	Ricky Woods, Southeastern La.	Sr.	28	304	10.9
11.	John Bowler, Eastern Mich.	Sr.	28	301	10.8
	Corey Rouse, East Caro.	Sr.	28	301	10.8
13.	Shelden Williams, Duke	Sr.	36	384	10.7
14.	Aaron Gray, Pittsburgh	Jr.	33	345	10.5
15.	Nick Fazekas, Nevada	Jr.	33	342	10.4
16.	Obie Nwadike, Central Conn. St.	Jr.	29	299	10.3
	Tim Parham, Md.-East. Shore	Sr.	29	299	10.3
18.	Todd Sowell, St. Peter's	So.	32	326	10.2
19.	#Leon Powe, California	So.	27	273	10.1
20.	Matthew Knight, Loyola Marymount	Jr.	30	299	10.0
21.	Chris Oliver, Radford	Jr.	28	279	10.0
22.	Solomon Jones, South Fla.	Sr.	29	285	9.8
23.	Glen Davis, LSU	So.	36	350	9.7
24.	Joe Martin, Alabama A&M	Sr.	26	252	9.7
25.	Eric Hicks, Cincinnati	Sr.	34	329	9.7
26.	Durell Vinson, Wagner	Jr.	27	259	9.6
27.	#P.J. Tucker, Texas	Jr.	37	353	9.5
28.	Torin Francis, Notre Dame	Sr.			
29.	Craig Smith, Boston College	Sr.	36	339	9.4
30.	J.P. Batista, Gonzaga	Sr.	33	310	9.4

#entered NBA draft

### Assists Per Game

Rk.	Name, School	Cl.	G	Asst.	Avg.
1.	Jared Jordan, Marist	Jr.	29	247	8.5
2.	Jose Juan Barea, Northeastern	Sr.	29	244	8.4
3.	Terrell Everett, Oklahoma	Sr.	29	199	6.9
4.	Walker Russell, Jacksonville St.	Sr.	29	197	6.8
5.	Kenny Grant, Davidson	Sr.	31	208	6.7
6.	Bobby Dixon, Troy	Sr.	29	192	6.6
7.	Aaron Fitzgerald, UC Irvine	Sr.	29	190	6.6
8.	Chris Quinn, Notre Dame	Sr.	29	187	6.4
9.	Cardell Johnson, UAB	Sr.	31	194	6.3
10.	#Will Blalock, Iowa St.	Jr.	30	184	6.1
11.	Josh Wilson, Northern Ariz.	Fr.	32	195	6.1
12.	T.J. McCullough, Gardner-Webb	Sr.	28	170	6.1
	Lorenzo Williams, Rice	Jr.	28	170	6.1
14.	Aubrey Conerly, Jacksonville	Sr.	27	161	6.0
15.	Gerry McNamara, Syracuse	Sr.	35	207	5.9
16.	Kevin Bell, Fresno St.	So.	28	165	5.9
17.	Zack Wright, Ark.-Little Rock	Jr.	28	164	5.9
18.	Dee Brown, Illinois	Sr.	33	191	5.8
19.	Jamie McNeilly, New Orleans	Jr.	29	164	5.7
20.	Jejuan Plair, Sam Houston St.	Jr.	31	175	5.6
21.	Jeff Horner, Iowa	Sr.	30	169	5.6
22.	Japhet McNeil, East Caro.	Jr.	26	146	5.6
23.	Drew Neitzel, Michigan St.	So.	34	189	5.6
24.	#Curtis Stinson, Iowa St.	Jr.	30	166	5.5
	Mike Trimboli, Vermont	Fr.	30	166	5.5
26.	DaShawn Freeman, Sacramento St.	Sr.	30	165	5.5
27.	Lanny Smith, Houston	Jr.	30	162	5.4

Rk.	Name, School	Cl.	G	Ast.	Avg.
28.	Ledell Eackles, Campbell.....	Jr.	28	151	5.4
29.	Dominic James, Marquette.....	Fr.	31	167	5.4
30.	Daniel Horton, Michigan.....	Sr.	33	174	5.3
31.	Derrick Harris, Youngstown St. ....	Sr.	28	147	5.3

#entered NBA draft

Rk.	Name, School	Cl.	G	Blk.	Avg.
	Issa Konare, High Point.....	Sr.	29	70	2.4
31.	Arturo Dubois, Manhattan.....	So.	31	74	2.4
32.	Bryant Dunston, Fordham.....	So.	32	76	2.4

#entered NBA draft

### Blocked Shots Per Game

Rk.	Name, School	Cl.	G	Blk.	Avg.
1.	Shawn James, Northeastern.....	So.	30	196	6.5
2.	Justin Williams, Wyoming.....	Sr.	30	163	5.4
3.	Stephane Lasme, Massachusetts.....	Jr.	28	108	3.9
4.	Shelden Williams, Duke.....	Sr.	36	137	3.8
5.	Slim Millien, Idaho St.....	Sr.	27	93	3.4
6.	Eric Hicks, Cincinnati.....	Sr.	34	113	3.3
7.	Michael Southall, La.-Lafayette.....	Sr.	28	93	3.3
8.	Hilton Armstrong, Connecticut.....	Sr.	34	107	3.1
9.	#Tyus Thomas, LSU.....	Fr.	32	99	3.1
10.	Solomon Jones, South Fla.....	Sr.	29	89	3.1
11.	Andrea Crosariol, Fairleigh Dickinson.....	Jr.	32	96	3.0
12.	Mickell Gladness, Alabama A&M.....	So.	26	77	3.0
13.	#Patrick O'Bryant, Bradley.....	So.	25	72	2.9
14.	Steven Hill, Arkansas.....	So.	32	91	2.8
15.	Yemi Nicholson, Denver.....	Sr.	31	88	2.8
16.	Darryl Watkins, Syracuse.....	Jr.	35	99	2.8
17.	Kyle Hines, UNC Greensboro.....	So.	30	84	2.8
18.	Chaz Crawford, Drexel.....	Jr.	31	86	2.8
19.	Erek Hansen, Iowa.....	Sr.	34	89	2.6
20.	Elgrace Wilborn, Western Ky.....	Sr.	30	78	2.6
21.	Olli Ahvenniemi, Maine.....	Jr.	28	72	2.6
22.	Pearson Griffith, Murray St.....	Sr.	31	79	2.5
23.	#Cedric Simmons, North Carolina St.....	So.	32	80	2.5
	Thomas Fairley, Lamar.....	Sr.	28	70	2.5
	Ahmet Gueye, Hawaii.....	Jr.	26	65	2.5
26.	Joakim Noah, Florida.....	So.	39	95	2.4
27.	Jeffrey Simpson, North Texas.....	Sr.	28	68	2.4
28.	Grant Stout, UNI.....	Jr.	33	80	2.4
29.	Simon Conn, Gardner-Webb.....	Sr.	29	70	2.4

### Steals Per Game

Rk.	Name, School	Cl.	G	Stl.	Avg.
1.	Tim Smith, East Tenn. St.....	Sr.	28	95	3.4
2.	Oliver Lafayette, Houston.....	Jr.	31	105	3.4
3.	Obie Trotter, Alabama A&M.....	Sr.	26	87	3.3
4.	Ibrahim Jaaber, Penn.....	Jr.	29	96	3.3
5.	Kevin Hamilton, Holy Cross.....	Sr.	31	102	3.3
6.	Bobby Dixon, Troy.....	Sr.	29	88	3.0
7.	Bryan Mullins, Southern Ill.....	Fr.	33	94	2.8
8.	Quinton Day, UMKC.....	Jr.	27	76	2.8
9.	Mardy Collins, Temple.....	Sr.	32	89	2.8
10.	Ricky Hickman, UNC Greensboro.....	Jr.	28	77	2.8
11.	DaShawn Freeman, Sacramento St.....	Sr.	30	82	2.7
12.	Ricky Soliver, Iowa.....	Sr.	31	84	2.7
13.	D.J. Thompson, Appalachian St.....	Jr.	30	81	2.7
14.	Mario Chalmers, Kansas.....	Fr.	33	89	2.7
15.	Vernon Hamilton, Clemson.....	Jr.	31	83	2.7
16.	Hassan Adams, Arizona.....	Sr.	31	82	2.6
17.	Louis Ford, Howard.....	Sr.	27	71	2.6
18.	Dereke Tipler, Arkansas St.....	Sr.	29	76	2.6
19.	#Ronnie Brewer, Arkansas.....	Jr.	32	83	2.6
20.	Cardell Johnson, UAB.....	Sr.	31	80	2.6
21.	Courtney Lee, Western Ky.....	So.	30	77	2.6
22.	Kojo Mensah, Siena.....	So.	28	71	2.5
23.	Keydren Clark, St. Peter's.....	Sr.	32	80	2.5
24.	#Curtis Stinson, Iowa St.....	Jr.	30	73	2.4
	Tony Tate, Florida A&M.....	Sr.	30	73	2.4
26.	Torey Thomas, Holy Cross.....	Jr.	32	77	2.4
27.	#Danilo (J.R.) Pinnock, George Washington.....	Jr.	30	72	2.4
28.	Andre Collins, Loyola (Md.).....	Sr.	28	67	2.4
29.	Bryan Hopkins, Southern Methodist.....	Sr.	22	52	2.4
30.	Zack Wright, Ark.-Little Rock.....	Jr.	28	66	2.4

#entered NBA draft

## 2006 Division I Individual Game Highs

### Points

Rk.	Name, School	Cl.	Opponent	Date	Pts.
1.	Brian Rush, Grambling.....	Sr.	Southern U.	2/4/2006	53
2.	Rodney Stuckey, Eastern Wash. ....	Fr.	Northern Ariz.	1/5/2006	45
3.	Adam Morrison, Gonzaga.....	Jr.	Loyola Marymount	2/18/2006	44
4.	Keydren Clark, St. Peter's.....	Sr.	Canisius	2/24/2006	43
	Adam Morrison, Gonzaga.....	Jr.	Washington	12/4/2005	43
	Adam Morrison, Gonzaga.....	Jr.	Michigan St.	11/22/2005	43
7.	Keydren Clark, St. Peter's.....	Sr.	Fairfield	2/14/2006	42
	Adam Morrison, Gonzaga.....	Jr.	Portland	1/28/2006	42
	Keydren Clark, St. Peter's.....	Sr.	Niagara	12/11/2005	42
10.	Leon Powe, California.....	So.	Oregon	3/10/2006	41
	Jarrius Jackson, Texas Tech.....	Jr.	Nebraska	2/18/2006	41
	Quincy Douby, Rutgers.....	Jr.	Syracuse	2/1/2006	41
	Adam Morrison, Gonzaga.....	Jr.	San Francisco	1/23/2006	41
	J.J. Redick, Duke.....	Sr.	Georgetown	1/21/2006	41
	Keydren Clark, St. Peter's.....	Sr.	Manhattan	1/8/2006	41
	Steve Novak, Marquette.....	Sr.	Connecticut	1/3/2006	41
	Steven Smith, La Salle.....	Sr.	Central Conn. St.	12/18/2005	41
	J.J. Redick, Duke.....	Sr.	Texas	12/10/2005	41
	Alan Daniels, Lamar.....	Sr.	Memphis	11/28/2005	41
20.	Calvin Wooten, Oakland.....	Jr.	Valparaiso	1/26/2006	40
	Thomas Gardner, Missouri.....	Jr.	Kansas	1/16/2006	40
	Trey Johnson, Jackson St.....	Jr.	Texas Southern	1/16/2006	40
	Gary Neal, Towson.....	Jr.	James Madison	1/7/2006	40
	Ricky Porter, UC Riverside.....	Sr.	Pacific	1/7/2006	40

### Field-Goal Percentage

Minimum 10 made

Rk.	Name, School	Cl.	Opponent	Date	FGM	FGA	FG%
1.	George Hill, IUPUI.....	So.	UMKC	1/21/2006	10	10	100.0
	Joakim Noah, Florida.....	So.	Savannah St.	1/18/2006	10	10	100.0
	McHugh Mattis, South Fla.....	Jr.	Iowa St.	12/21/2005	10	10	100.0
	Derek Stribling, Tennessee Tech.....	Sr.	Bluefield Col.	11/22/2005	10	10	100.0

Rk.	Name, School	Cl.	Opponent	Date	FGM	FGA	FG%
5.	J.P. Batista, Gonzaga.....	Sr.	Pepperdine	1/14/2006	13	14	92.9
6.	Adrian Uter, Hofstra.....	Sr.	Siena	2/18/2006	12	13	92.3
	J.P. Batista, Gonzaga.....	Sr.	St. Joseph's	12/31/2005	12	13	92.3
	J. Robert Merritt, Samford.....	Sr.	Campbellville	12/29/2005	12	13	92.3
9.	Jaz Cowan, Hampton.....	Jr.	Delaware St.	2/18/2006	11	12	91.7
	Eddie Ard, Lipscomb.....	So.	Belmont	1/20/2006	11	12	91.7
	Simon Conn, Gardner-Webb.....	Sr.	Kennesaw St.	1/6/2006	11	12	91.7
	Michael Harrison, Colorado St.....	Jr.	Western Mich.	12/20/2005	11	12	91.7
	Ross Schraeder, UC Irvine.....	Sr.	Colorado	12/17/2005	11	12	91.7
14.	James Mathis, Niagara.....	Sr.	Fairfield	3/3/2006	10	11	90.9
	Josh Goodwin, Lamar.....	Sr.	Nicholls St.	3/1/2006	10	11	90.9
	Julian Wright, Kansas.....	Fr.	Baylor	2/21/2006	10	11	90.9
	Rodney Webb, Fla. Atlantic.....	Sr.	Kennesaw St.	2/18/2006	10	11	90.9
	Simon Conn, Gardner-Webb.....	Sr.	Campbell	1/13/2006	10	11	90.9
	Andrei Capusan, Lafayette.....	Sr.	Colgate	1/11/2006	10	11	90.9
	Randall Hanke, Providence.....	So.	Vermont	11/21/2005	10	11	90.9
	Tyus Thomas, LSU.....	Fr.	Nicholls St.	11/21/2005	10	11	90.9

### Three-Point Field Goals Made

Minimum 8 made

Rk.	Name, School	Cl.	Opponent	Date	3FG
1.	Josh Goodwin, Belmont.....	Jr.	East Tenn. St.	12/1/2005	11
2.	Chris Riouse, Oral Roberts.....	Sr.	Oakland	2/9/2006	10
	Jaycee Carroll, Utah St.....	So.	New Mexico St.	2/2/2006	10
4.	Keydren Clark, St. Peter's.....	Sr.	Canisius	2/24/2006	9
	Kyle Anslinger, Evansville.....	Jr.	Drake	2/11/2006	9
	Chris Lofton, Tennessee.....	So.	Georgia	2/11/2006	9
	Quincy Douby, Rutgers.....	Jr.	Syracuse	2/1/2006	9
	Daniel Gibson, Texas.....	So.	Baylor	1/21/2006	9
	Andre Collins, Loyola (Md.).....	Sr.	Marist	1/8/2006	9
	Greg Sprink, Navy.....	So.	Brown	12/22/2005	9
	Jack Leasure, Coastal Caro.....	So.	Chowan	12/19/2005	9
	Kevin Oleksiak, UNC Greensboro.....	So.	Greensboro	12/16/2005	9
	J.J. Redick, Duke.....	Sr.	Texas	12/10/2005	9
	Sean Morris, Colorado St.....	So.	Colorado	11/21/2005	9

Rk.	Name, School	Cl.	Opponent	Date	3FG
	Calvin Wooten, Oakland	Jr.	Albany (N.Y.)	11/9/2005	9
16.	Jean Felix, Alabama	Sr.	Marquette	3/16/2006	8
	Quincy Douby, Rutgers	Jr.	Penn St.	3/14/2006	8
	J. Robert Merritt, Samford	Sr.	Murray St.	3/4/2006	8
	Sean Dantzler, St. Francis (N.Y.)	Sr.	Monmouth	2/25/2006	8
	Marvett McDonald, UAB	Sr.	Southern Methodist	2/25/2006	8
	Michael Webb, Pacific	Sr.	Cal St. Northridge	2/22/2006	8
	Colin Falls, Notre Dame	Jr.	Seton Hall	2/18/2006	8
	Adam Morrison, Gonzaga	Jr.	Loyola Marymount	2/18/2006	8
	Michael Neal, Oklahoma	Jr.	Iowa St.	2/18/2006	8
	Bryant McAllister, Duquesne	Sr.	Rhode Island	2/8/2006	8
	Elton Nesbitt, Ga. Southern	Sr.	Chattanooga	2/4/2006	8
	Aaron Cook, Hartford	Sr.	Maine	2/2/2006	8
	Eric Smith, Campbell	Jr.	Fla. Atlantic	2/2/2006	8
	B.J. Spencer, Jacksonville St.	Sr.	Eastern Ill.	2/2/2006	8
	Jim Goffredo, Harvard	Jr.	Brown	1/28/2006	8
	J.J. Redick, Duke	Sr.	Virginia	1/28/2006	8
	Robert Vaden, Indiana	So.	Iowa	1/24/2006	8
	Will Whittington, Marist	Jr.	Fairfield	1/20/2006	8
	Mike Gansey, West Virginia	Sr.	Marquette	1/14/2006	8
	Will Whittington, Marist	Jr.	Siena	1/13/2006	8
	Omar Collington, UNC Asheville	Sr.	Birmingham-So.	1/7/2006	8
	Mike Efevberha, Cal St. Northridge	Jr.	Cal St. Fullerton	1/7/2006	8
	Quinton Day, UMKC	Jr.	Oakland	1/4/2006	8
	Johnven Villegas, Florida Int'l	Jr.	DePaul	12/31/2005	8
	Gerry McNamara, Syracuse	Sr.	Davidson	12/18/2005	8
	Thomas Gardner, Missouri	Jr.	Davidson	12/7/2005	8
	Jose Olivero, Lehigh	Jr.	Sacred Heart	12/7/2005	8
	Ross DeRogatis, San Diego	Jr.	Furman	12/3/2005	8
	Anthony Winchester, Western Ky.	Sr.	Eastern Ky.	12/3/2005	8
	Allan Ray, Villanova	Sr.	Lehigh	11/27/2005	8
	Jacob Hazouri, Troy	Sr.	Columbia	11/19/2005	8

Rk.	Name, School	Cl.	Opponent	Date	FT	FTA	FT%
	Mawel Soler, Bowling Green	Sr.	Kent St.	1/26/2006	13	13	100.0
	Justin Gray, Wake Forest	Sr.	Wisconsin	11/29/2005	13	13	100.0
	Sean Singletary, Virginia	So.	North Carolina	3/10/2006	12	12	100.0
	Nik Caner-Medley, Maryland	Sr.	Virginia	3/5/2006	12	12	100.0
	Cecil Brown, UC Santa Barb.	Sr.	San Jose St.	2/18/2006	12	12	100.0
	Blake Ahearn, Missouri St.	Jr.	Bradley	2/4/2006	12	12	100.0
	Jason McLeish, Eastern Ky.	Sr.	Tenn.-Martin	1/30/2006	12	12	100.0
	Roy Booker, Southeast Mo. St.	Sr.	Murray St.	1/28/2006	12	12	100.0
	Steve Burt, Iona	Sr.	Siena	1/24/2006	12	12	100.0
	Tashaan Forehan-Kelly, Pepperdine	Sr.	Santa Clara	1/23/2006	12	12	100.0
	Cameron Bennerman, North Carolina St.	Sr.	Wake Forest	1/21/2006	12	12	100.0
	Taurean Green, Florida	So.	Auburn	1/14/2006	12	12	100.0
	Aron Afflalo, UCLA	So.	Arizona St.	1/7/2006	12	12	100.0
	Jason Smith, Colorado St.	So.	New Mexico	1/7/2006	12	12	100.0
	Adam Morrison, Gonzaga	Jr.	Memphis	12/27/2005	12	12	100.0
	Paul Davis, Michigan St.	Sr.	Gonzaga	12/22/2005	12	12	100.0
	Alex Loughton, Old Dominion	Sr.	Richmond	12/20/2005	12	12	100.0
	Jason Harris, Sacramento St.	Sr.	Boise St.	12/11/2005	12	12	100.0
	Jim Goffredo, Harvard	Jr.	New Hampshire	11/30/2005	12	12	100.0
	Lorenzo Miles, Niagara	Jr.	St. Bonaventure	11/21/2005	12	12	100.0
	Marcus Williams, Connecticut	Jr.	Washington	3/24/2006	11	11	100.0
	Colin Stevens, Coastal Caro.	Sr.	Radford	2/25/2006	11	11	100.0
	Justin Ingram, Toledo	Jr.	Eastern Mich.	2/22/2006	11	11	100.0
	Dan Grunfeld, Stanford	Sr.	Arizona St.	2/16/2006	11	11	100.0
	Courtney Lee, Western Ky.	So.	North Texas	2/11/2006	11	11	100.0
	James Williams, Long Island	Jr.	Monmouth	2/11/2006	11	11	100.0
	Zac Schlader, Austin Peay	Sr.	Chattanooga	1/21/2006	11	11	100.0
	Coby Karl, Boise St.	Jr.	San Jose St.	1/19/2006	11	11	100.0
	Tyrone Bazy, Northern Ariz.	Jr.	Idaho St.	1/14/2006	11	11	100.0
	John Tofi, UTEP	Sr.	SMU	1/11/2006	11	11	100.0
	Tony Young, Southern Ill.	Jr.	Bradley	1/8/2006	11	11	100.0
	Steve Novak, Marquette	Sr.	Connecticut	1/3/2006	11	11	100.0
	Blake Ahearn, Missouri St.	Jr.	Indiana St.	12/30/2005	11	11	100.0
	Kevin Hamilton, Holy Cross	Sr.	Mississippi St.	12/21/2005	11	11	100.0
	Adam Vogelsberg, Middle Tenn.	Jr.	Louisville	12/20/2005	11	11	100.0
	Aubrey Conerly, Jacksonville	Sr.	Coastal Caro.	12/11/2005	11	11	100.0
	George Hill, IUPUI	So.	Ball St.	12/7/2005	11	11	100.0
	Mo Charlo, Nevada	Sr.	Pacific	12/3/2005	11	11	100.0
	Paul Davis, Michigan St.	Sr.	Ark.-Little Rock	12/3/2005	11	11	100.0
	Casey Hughes, Yale	Jr.	Wagner	12/3/2005	11	11	100.0
	Mark Walters, New Mexico	Sr.	UTEP	11/26/2005	11	11	100.0
	Kevin Criswell, Montana	Sr.	Loyola Marymount	11/21/2005	11	11	100.0
	Ricky Woods, Southeastern La.	Sr.	UTSA	1/5/2005	11	11	100.0

### Three-Point Field Goal Percentage

#### Min. 7 3FGM

Rk.	Name, School	Cl.	Opponent	Date	3FG	3FGA	3FG%
1.	Ricky Porter, UC Riverside	Sr.	Pacific	1/7/2006	7	7	100.0
	Rashad Anderson, Connecticut	Sr.	Morehead St.	12/23/2005	7	7	100.0
3.	Kyle Anslinger, Evansville	Jr.	Drake	2/11/2006	9	10	90.0
4.	Boo Ramsey, Troy	Jr.	Arkansas St.	3/3/2006	7	8	87.5
	Ronald Steele, Alabama	So.	Arkansas		7	8	87.5
	Je'Kel Foster, Ohio St.	Sr.	Minnesota	2/4/2006	7	8	87.5
	Mike Nardi, Villanova	Jr.	West Virginia	1/8/2006	7	8	87.5
	Josh Gomes, Eastern Ill.	Sr.	UMKC	12/30/2005	7	8	87.5
	J. Robert Merritt, Samford	Sr.	Campbellsville	12/29/2005	7	8	87.5
	Wayne Arnold, Tennessee St.	Sr.	Ohio St.	12/23/2005	7	8	87.5
	Wayne Arnold, Tennessee St.	Sr.	Eastern Ill.	12/12/2005	7	8	87.5
12.	Greg Sprink, Navy	So.	Brown	12/22/2005	9	11	81.8
13.	Jim Goffredo, Harvard	Jr.	Brown	1/28/2006	8	10	80.0
	J.J. Redick, Duke	Sr.	Virginia	1/28/2006	8	10	80.0
	Ross DeRogatis, San Diego	Jr.	Furman	12/3/2005	8	10	80.0
16.	Reginald Delk, Mississippi St.	Fr.	Arkansas	3/1/2006	7	9	77.8
	Lamar Butler, George Mason	Sr.	James Madison	2/25/2006	7	9	77.8
	Bernell Murray, Fairleigh Dickinson	So.	Monmouth	2/20/2006	7	9	77.8
	Brandon Jenkins, Louisville	Jr.	UC Davis	1/9/2006	7	9	77.8
	Chris Moore, Charleston	So.	So. VMI	1/5/2006	7	9	77.8
	Rand Janes, Southern Utah	Sr.	UMKC	1/2/2006	7	9	77.8
	Antonio Anderson, Memphis	Fr.	Cincinnati	12/3/2005	7	9	77.8

### Free-Throw Percentage

#### Minimum 11 free-throws made

Rk.	Name, School	Cl.	Opponent	Date	FT	FTA	FT%
1.	James Shuler, Winthrop	Sr.	High Point	2/23/2006	18	18	100.0
	Steve Burt, Iona	Sr.	Loyola (Md.)	1/19/2006	17	17	100.0
	Whit Holcomb-Faye, Radford	Sr.	Winthrop	1/14/2006	16	16	100.0
	Keydren Clark, St. Peter's	Sr.	Manhattan	1/8/2006	15	15	100.0
	Darren Cooper, Portland	Sr.	San Francisco	2/25/2006	14	14	100.0
	Chris Quinn, Notre Dame	Jr.	Seton Hall	2/18/2006	14	14	100.0
	Dejan Delic, Monmouth	Jr.	Quinnipiac	1/21/2006	14	14	100.0
	Tyler Hansbrough, North Carolina	Fr.	North Carolina St.	1/7/2006	14	14	100.0
	Matt Webster, Evansville	Jr.	Marshall	11/18/2005	14	14	100.0
	Dwayne Johnson, UNC Greensboro	So.	St. Peter's	2/18/2006	13	13	100.0

### Rebounds

Rk.	Name, School	Cl.	Opponent	Date	Reb.
1.	Rashad Jones-Jennings, Ark.-Little Rock	Jr.	Ark.-Pine Bluff	12/13/2005	30
2.	Paul Millsap, Louisiana Tech	Jr.	San Jose St.	2/15/2006	28
3.	Paul Millsap, Louisiana Tech	Jr.	Hawaii	3/4/2006	23
	Greg Brunner, Iowa	Sr.	Minnesota	1/18/2006	23
5.	Brad Nuckles, East Tenn. St.	Sr.	Campbell	1/7/2006	22
	Jermaine Griffin, Texas-Arlington	So.	Tex. Permian Basin	12/1/2005	22
7.	Curtis Withers, Charlotte	Sr.	Dayton	2/4/2006	21
	Graham Brown, Michigan	Sr.	Indiana	1/3/2006	21
	Kyle Hines, UNC Greensboro	So.	Col. of Charleston	12/3/2005	21
	Wesley Morgan, Mississippi St.	Sr.	Southeastern La.	11/28/2005	21
	Louis Amundson, UNLV	Sr.	Hawaii	11/22/2005	21
12.	Leon Powe, California	So.	Southern California	3/9/2006	20
	Obie Nwadike, Central Conn. St.	Jr.	St. Francis (N.Y.)	2/2/2006	20
	Aaron Gray, Pittsburgh	Jr.	Marquette	1/28/2006	20
	Yemi Nicholson, Denver	Sr.	Troy	1/28/2006	20
	Lawrence Hamm, Towson	Sr.	Georgia St.	1/21/2006	20
	Eric Williams, Wake Forest	Sr.	Clemson	1/11/2006	20
	Cedric McGowan, Cincinnati	Jr.	DePaul	1/4/2006	20
	Dwayne Mitchell, La.-Lafayette	Sr.	Tennessee	11/22/2005	20
	Justin Williams, Wyoming	Sr.	Charlotte	11/15/2005	20



**Assists**

Rk.	Name, School	Cl.	Opponent	Date	Ast.
1.	Bobby Dixon, Troy	Sr.	Western Ky.	1/19/2006	16
	Jared Jordan, Marist	Jr.	Rider	1/15/2006	16
3.	Jejuan Plair, Sam Houston St.	Jr.	Stephen F. Austin	3/4/2006	15
	Terrell Everett, Oklahoma	Sr.	Baylor	2/11/2006	15
	Jared Jordan, Marist	Jr.	Iona	2/5/2006	15
	Greg Paulus, Duke	Fr.	Valparaiso	12/18/2005	15
	Dontell Jefferson, Arkansas	Sr.	Portland St.	11/18/2005	15
8.	Bobby Dixon, Troy	Sr.	Arkansas St.	3/3/2006	14
	Ryan Evanochko, Wis.-Green Bay	Jr.	Ill.-Chicago	3/3/2006	14
	Tony Hooper, La.-Monroe	Fr.	Lamar	2/25/2006	14
	Craig Austrie, Connecticut	Fr.	Quinnipiac	12/30/2005	14
	Jose Juan Barea, Northeastern	Sr.	Central Conn. St.	11/19/2005	14
	Aaron Fitzgerald, UC Irvine	Sr.	Mississippi Val.	11/11/2005	14

**Blocked Shots**

Rk.	Name, School	Cl.	Opponent	Date	Blk.
1.	Justin Williams, Wyoming	Sr.	Utah	3/10/2006	12
2.	Justin Williams, Wyoming	Sr.	Brigham Young	2/18/2006	11
	Shawn James, Northeastern	So.	James Madison	2/15/2006	11
	Michael Southall, La.-Lafayette	Sr.	North Texas	1/5/2006	11
5.	Shawn James, Northeastern	So.	Delaware	2/23/2006	10
	Shawn James, Northeastern	So.	VCU	2/4/2006	10
	Shawn James, Northeastern	So.	Hofstra	1/21/2006	10
	Shelden Williams, Duke	Sr.	Maryland	1/11/2006	10
	Eric Hicks, Cincinnati	Sr.	Marquette	1/7/2006	10
	Steven Hill, Arkansas	So.	Texas St.	12/6/2005	10
	Shawn James, Northeastern	So.	Cal St. Northridge	11/25/2005	10
12.	Hilton Armstrong, Connecticut	Sr.	Louisville	3/4/2006	9

Rk.	Name, School	Cl.	Opponent	Date	Blk.
	Sean Williams, Boston College	So.	North Carolina St.	2/25/2006	9
	Patrick O'Bryant, Bradley	So.	Tennessee Tech	2/18/2006	9
	Tyrus Thomas, LSU	Fr.	Tennessee	1/14/2006	9
	Shawn James, Northeastern	So.	Old Dominion	1/7/2006	9
	Chaz Crawford, Drexel	Jr.	William & Mary	1/5/2006	9
	Stephane Lasme, Massachusetts	Jr.	Davidson	11/23/2005	9
	Shawn James, Northeastern	So.	Central Conn. St.	11/19/2005	9
	Shelden Williams, Duke	Sr.	Davidson	11/19/2005	9
	Justin Williams, Wyoming	Sr.	Charlotte	11/15/2005	9

**Steals**

Rk.	Name, School	Cl.	Opponent	Date	Stl.
1.	Cardell Johnson, UAB	Sr.	South Carolina St.	11/27/2005	12
2.	Ricky Woods, Southeastern La.	Sr.	Lamar	3/3/2006	10
	Obie Trotter, Alabama A&M	Sr.	Jarvis Christian	11/26/2005	10
	Ricky Soliver, Iona	Sr.	Portland St.	11/25/2005	10
5.	Al Stewart, Drake	Jr.	Illinois St.	2/14/2006	9
	Tony Skinn, George Mason	Sr.	Northeastern	1/19/2006	9
7.	Oliver Lafayette, Houston	Jr.	Brigham Young	3/15/2006	8
	Obie Trotter, Alabama A&M	Sr.	Prairie View	2/25/2006	8
	Darnell Wilson, Canisius	Jr.	St. Peter's	2/24/2006	8
	Ricky Soliver, Iona	Sr.	Rider	2/15/2006	8
	Bryan Mullins, Southern Ill.	Fr.	Creighton	2/11/2006	8
	Tim Smith, East Tenn. St.	Sr.	Campbell	1/7/2006	8
	Zack Wright, Ark.-Little Rock	Jr.	Idaho St.	12/30/2005	8
	Travis Strong, East Tenn. St.	Jr.	Morehead St.	12/29/2005	8
	Tyler Hansbrough, North Carolina	Fr.	UNC Asheville	12/28/2005	8
	Edgar Moreno, UTEP	Sr.	Tex. Permian Basin	12/21/2005	8
	Tyrone Nelson, New Mexico St.	So.	New Mexico	12/13/2005	8
	Keydren Clark, St. Peter's	Sr.	Seton Hall	11/28/2005	8

**2006 Division I Team Leaders**

**Won-Lost Percentage**

Rk.	Name	W	L	Pct
1.	George Washington	27	3	90.0
2.	Memphis	33	4	89.2
3.	Duke	32	4	88.9
4.	Connecticut	30	4	88.2
5.	Gonzaga	29	4	87.9
6.	Villanova	28	5	84.8
7.	Florida	33	6	84.6
8.	Bucknell	27	5	84.4
9.	UCLA	32	7	82.1
10.	Nevada	27	6	81.8
11.	Ohio St.	26	6	81.3
12.	Texas	30	7	81.1
13.	Washington	26	7	78.8
	Illinois	26	7	78.8
	Hofstra	26	7	78.8
16.	Boston College	28	8	77.8
17.	Murray St.	24	7	77.4
	UAB	24	7	77.4
	Montana	24	7	77.4
	South Ala.	24	7	77.4
	Air Force	24	7	77.4
22.	George Mason	27	8	77.1
23.	Northwestern St.	26	8	76.5
24.	UNC Wilmington	25	8	75.8
	Pittsburgh	25	8	75.8
	Kansas	25	8	75.8
27.	LSU	27	9	75.0
	Pacific	24	8	75.0
29.	Wichita St.	26	9	74.3
30.	Winthrop	23	8	74.2
	Iona	23	8	74.2
	North Carolina	23	8	74.2
	Western Ky.	23	8	74.2

**Scoring Offense**

Rk.	School	G	W-L	Pts.	Avg.
1.	Long Beach St.	30	18-12	2,498	83.3
2.	Campbell	28	10-18	2,319	82.8
3.	Tex. A&M-Corp. Chris.	28	20-8	2,307	82.4
4.	Washington	33	26-7	2,706	82.0
5.	Connecticut	34	30-4	2,781	81.8
6.	East Tenn. St.	28	15-13	2,284	81.6
7.	Duke	36	32-4	2,921	81.1
8.	Belmont	31	20-11	2,499	80.6
9.	Tennessee	30	22-8	2,413	80.4
10.	Lamar	31	17-14	2,487	80.2
11.	Gonzaga	33	29-4	2,643	80.1
12.	Memphis	37	33-4	2,961	80.0
13.	Iona	31	23-8	2,475	79.8
14.	North Carolina	31	23-8	2,460	79.4
15.	Cal St. Fullerton	29	16-13	2,293	79.1
16.	Montana	31	24-7	2,449	79.0
17.	Valparaiso	29	17-12	2,284	78.8
18.	Idaho St.	27	13-14	2,125	78.7
19.	George Washington	30	27-3	2,360	78.7
20.	San Diego	30	18-12	2,356	78.5
21.	Maryland	32	19-13	2,505	78.3
22.	Florida	39	33-6	3,052	78.3
23.	Western Ky.	31	23-8	2,408	77.7
24.	Davidson	31	20-11	2,403	77.5
25.	Ga. Southern	30	20-10	2,325	77.5
26.	Iowa St.	30	16-14	2,320	77.3
27.	Marist	29	19-10	2,230	76.9
28.	Loyola (Md.)	28	15-13	2,152	76.9
29.	Colorado	30	20-10	2,305	76.8
30.	Manhattan	31	20-11	2,380	76.8

**Scoring Defense**

Rk.	School	G	W-L	Pts.	Avg.
1.	Air Force	31	24-7	1,695	54.7
2.	Princeton	27	12-15	1,500	55.6
3.	Bucknell	32	27-5	1,785	55.8
4.	Southern Ill.	33	22-11	1,864	56.5
5.	Delaware St.	35	21-14	2,011	57.5
6.	Washington St.	28	11-17	1,616	57.7
7.	UNL	33	23-10	1,907	57.8
8.	Richmond	30	13-17	1,735	57.8
9.	Northwestern	29	14-15	1,697	58.5
10.	UCLA	39	32-7	2,288	58.7
11.	Illinois	33	26-7	1,937	58.7
12.	Georgetown	33	23-10	1,944	58.9
13.	Iowa	34	25-9	2,003	58.9
14.	Illinois St.	28	9-19	1,654	59.1
15.	UTEP	31	21-10	1,843	59.5
16.	Temple	32	17-15	1,907	59.6
17.	Boston U.	28	12-16	1,669	59.6
18.	St. Louis	29	16-13	1,729	59.6
19.	Drexel	31	15-16	1,851	59.7
20.	UNC Wilmington	33	25-8	1,975	59.8
21.	George Mason	35	27-8	2,102	60.1
22.	Samford	31	20-11	1,863	60.1
23.	Miami (Ohio)	29	18-11	1,743	60.1
24.	Penn	29	20-9	1,744	60.1
25.	Lehigh	31	19-12	1,868	60.3
26.	Texas	37	30-7	2,230	60.3
27.	Texas A&M	31	22-9	1,869	60.3
28.	St. John's (N.Y.)	27	12-15	1,630	60.4
29.	Holy Cross	32	20-12	1,935	60.5
30.	Creighton	30	20-10	1,825	60.8



### Scoring Margin

Rk.	School	W-L	Pts. Avg.	Opp. Pts. Avg.	Opp. Pts. Avg. Mar.	Pt. Mar.	
1.	Tex. A&M-Corp. Chris	20-8	2,307	82.4	1,886	67.4	15.0
2.	Texas	30-7	2,781	75.2	2,230	60.3	14.9
3.	Florida	33-6	3,052	78.3	2,478	63.5	14.7
4.	Connecticut	30-4	2,781	81.8	2,283	67.1	14.6
5.	Memphis	33-4	2,961	80.0	2,422	65.5	14.6
6.	Kansas	25-8	2,480	75.2	2,024	61.3	13.8
7.	Duke	32-4	2,921	81.1	2,453	68.1	13.0
8.	Winthrop	23-8	2,276	73.4	1,897	61.2	12.2
9.	Washington	26-7	2,706	82.0	2,306	69.9	12.1
10.	Illinois	26-7	2,311	70.0	1,937	58.7	11.3
11.	George Washington	27-3	2,360	78.7	2,026	67.5	11.1
12.	North Carolina	23-8	2,460	79.4	2,128	68.6	10.7
13.	Villanova	28-5	2,449	74.2	2,107	63.8	10.4
14.	Pacific	24-8	2,377	74.3	2,047	64.0	10.3
15.	Bucknell	27-5	2,114	66.1	1,785	55.8	10.3
16.	Ohio St.	26-6	2,363	73.8	2,037	63.7	10.2
17.	Murray St.	24-7	2,203	71.1	1,901	61.3	9.7
18.	Air Force	24-7	1,990	64.2	1,695	54.7	9.5
19.	Pittsburgh	25-8	2,391	72.5	2,082	63.1	9.4
20.	George Mason	27-8	2,429	69.4	2,102	60.1	9.3
21.	LSU	27-9	2,633	73.1	2,299	63.9	9.3
22.	UCLA	32-7	2,642	67.7	2,288	58.7	9.1
23.	Nevada	27-6	2,401	72.8	2,103	63.7	9.0
24.	Arkansas	22-10	2,359	73.7	2,076	64.9	8.8
25.	UAB	24-7	2,306	74.4	2,035	65.6	8.7
26.	Davidson	20-11	2,403	77.5	2,137	68.9	8.6
27.	Texas A&M	22-9	2,130	68.7	1,869	60.3	8.4
28.	Penn.	20-9	1,987	68.5	1,744	60.1	8.4
29.	UNC-Wilmington	25-8	2,250	68.2	1,975	59.8	8.3
30.	Xavier	21-11	2,290	71.6	2,030	63.4	8.1
31.	South Ala.	24-7	2,283	73.6	2,033	65.6	8.1

### Field-Goal Percentage

Rk.	School	G	W-L	FGM	FGA	FG%
1.	Tex. A&M-Corp. Chris	28	20-8	837	1,671	50.1
2.	Florida	39	33-6	1,061	2,120	50.0
3.	Utah St.	32	23-9	853	1,714	49.8
4.	Belmont	31	20-11	897	1,819	49.3
5.	Montana	31	24-7	876	1,781	49.2
6.	Colorado St.	31	16-15	801	1,630	49.1
7.	Marist	29	19-10	790	1,613	49.0
8.	Northern Ariz.	32	21-11	856	1,754	48.8
9.	Duke	36	32-4	979	2,011	48.7
10.	Pacific	32	24-8	858	1,763	48.7
11.	Eastern Wash.	30	15-15	796	1,638	48.6
12.	Northern Ill.	28	17-11	708	1,460	48.5
13.	Boston College	36	28-8	949	1,958	48.5
14.	Air Force	31	24-7	683	1,413	48.3
15.	George Mason	35	27-8	897	1,863	48.1
16.	Oklahoma St.	33	17-16	844	1,755	48.1
17.	San Diego	30	18-12	849	1,766	48.1
18.	Michigan	33	22-11	842	1,753	48.0
19.	Iona	31	23-8	881	1,835	48.0
20.	Florida St.	30	20-10	806	1,681	47.9
21.	Samford	31	20-11	721	1,509	47.8
22.	Gonzaga	33	29-4	897	1,879	47.7
23.	North Carolina	31	23-8	863	1,809	47.7
24.	Michigan St.	34	22-12	896	1,879	47.7
25.	Valparaiso	29	17-12	828	1,738	47.6
26.	Southern Utah	30	10-20	726	1,524	47.6
27.	UC Irvine	29	16-13	726	1,529	47.5
28.	Fla. Atlantic	28	15-13	746	1,572	47.5
29.	Kansas	33	25-8	912	1,923	47.4
30.	Connecticut	34	30-4	988	2,088	47.3
31.	Western Ky.	31	23-8	864	1,827	47.3

### Field-Goal Percentage Defense

Rk.	School	G	W-L	Opp FG	Opp FGA	Opp FG%
1.	Kansas	33	25-8	702	1,896	37.0

Rk.	School	G	W-L	Opp FG	Opp FGA	Opp FG%
2.	Memphis	37	33-4	795	2,094	38.0
3.	Iowa	34	25-9	732	1,924	38.0
4.	Connecticut	34	30-4	842	2,200	38.3
5.	Texas	37	30-7	805	2,097	38.4
6.	Lehigh	31	19-12	643	1,672	38.5
7.	Bucknell	32	27-5	596	1,548	38.5
8.	La.-Lafayette	29	13-16	659	1,707	38.6
9.	Tex. A&M-Corp. Chris	28	20-8	617	1,596	38.7
10.	George Mason	35	27-8	760	1,958	38.8
11.	UNC Wilmington	33	25-8	654	1,681	38.9
12.	Washington St.	28	11-17	560	1,438	38.9
13.	Ark.-Pine Bluff	29	13-16	653	1,676	39.0
14.	Southern U.	32	19-13	726	1,849	39.3
15.	Monmouth	34	19-15	761	1,936	39.3
16.	St. John's (N.Y.)	27	12-15	551	1,400	39.4
17.	Tulane	29	12-17	634	1,603	39.6
18.	Xavier	32	21-11	710	1,792	39.6
19.	Syracuse	35	23-12	813	2,042	39.8
20.	Kansas St.	28	15-13	620	1,557	39.8
21.	Florida	39	33-6	902	2,263	39.9
22.	Murray St.	31	24-7	657	1,648	39.9
23.	LSU	36	27-9	852	2,137	39.9
24.	Hampton	32	16-16	672	1,682	40.0
25.	Pittsburgh	33	25-8	740	1,849	40.0
26.	Drexel	31	15-16	657	1,641	40.0
27.	Winthrop	31	23-8	651	1,623	40.1
28.	Nevada	33	27-6	774	1,929	40.1
29.	Holy Cross	32	20-12	654	1,627	40.2
30.	Wichita St.	35	26-9	785	1,951	40.2

### Three-Point Field Goals Made Per Game

Rk.	School	G	W-L	3FG	3PG
1.	Troy	29	14-15	344	11.9
2.	West Virginia	33	22-11	337	10.2
3.	Campbell	28	10-18	276	9.9
4.	Samford	31	20-11	298	9.6
5.	Notre Dame	30	16-14	288	9.6
6.	Fresno St.	28	15-13	265	9.5
7.	Houston	31	21-10	286	9.2
8.	Butler	33	20-13	300	9.1
9.	North Carolina St.	32	22-10	288	9.0
10.	Robert Morris	29	15-14	260	9.0
11.	Davidson	31	20-11	277	8.9
12.	Air Force	31	24-7	276	8.9
13.	Indiana	31	19-12	276	8.9
14.	Tennessee	30	22-8	264	8.8
15.	Marist	29	19-10	254	8.8
16.	Villanova	33	28-5	288	8.7
17.	Long Island	28	12-16	242	8.6
18.	South Ala.	31	24-7	267	8.6
19.	Charlotte	32	19-13	275	8.6
20.	UC Irvine	29	16-13	249	8.6
21.	Long Beach St.	30	18-12	256	8.5
22.	Marquette	31	20-11	263	8.5
23.	Montana St.	30	15-15	253	8.4
24.	Belmont	31	20-11	261	8.4
25.	Appalachian St.	30	14-16	249	8.3
26.	Western Ky.	31	23-8	257	8.3
27.	Fairfield	28	9-19	232	8.3
28.	Louisville	34	21-13	279	8.2
29.	Ohio St.	32	26-6	262	8.2
30.	Furman	28	15-13	229	8.2

### Three-Point Field-Goal Percentage

Minimum 5 made per game

Rk.	School	G	W-L	3FG	3FGA	3FG%
1.	Southern Utah	30	10-20	226	527	42.9
2.	UC Irvine	29	16-13	249	593	42.0
3.	Portland St.	28	12-16	201	498	40.4
4.	Air Force	31	24-7	276	684	40.4
5.	Notre Dame	30	16-14	288	715	40.3
6.	Iona	31	23-8	196	488	40.2
7.	Utah St.	32	23-9	232	579	40.1
8.	Fla. Atlantic	28	15-13	216	541	39.9
9.	Northern Ariz.	32	21-11	200	503	39.8

Rk.	School	G	W-L	3FG	3FGA	3FG%
10.	San Diego	30	18-12	227	572	39.7
11.	Marquette	31	20-11	263	663	39.7
12.	San Diego St.	33	24-9	220	556	39.6
13.	Indiana	31	19-12	276	699	39.5
14.	Samford	31	20-11	298	756	39.4
15.	Florida	39	33-6	289	738	39.2
16.	Colorado St.	31	16-15	185	473	39.1
17.	Texas Tech	32	15-17	172	441	39.0
18.	Bucknell	32	27-5	196	503	39.0
19.	Ga. Southern	30	20-10	206	529	38.9
20.	Oral Roberts	33	21-12	218	560	38.9
21.	Jacksonville St.	29	16-13	224	576	38.9
22.	Western Ky.	31	23-8	257	661	38.9
23.	Pacific	32	24-8	215	553	38.9
24.	Valparaiso	29	17-12	218	561	38.9
25.	Brigham Young	29	20-9	202	521	38.8
26.	Montana St.	30	15-15	253	653	38.7
27.	Vanderbilt	30	17-13	242	625	38.7
28.	Northern Ill.	28	17-11	190	491	38.7
29.	Tennessee	30	22-8	264	683	38.7
30.	Duke	36	32-4	274	709	38.6
31.	Montana	31	24-7	228	590	38.6
32.	Georgia Tech	28	11-17	154	399	38.6
33.	Robert Morris	29	15-14	260	674	38.6

### Free-Throw Percentage

Rk.	School	G	W-L	FT	FTA	FT%
1.	St. Joseph's	33	19-14	525	657	79.9
2.	New Hampshire	29	12-17	357	455	78.5
3.	Gonzaga	33	29-4	667	853	78.2
4.	Princeton	27	12-15	266	344	77.3
5.	Michigan St.	34	22-12	524	681	76.9
6.	Stanford	30	16-14	500	655	76.3
7.	Duke	36	32-4	689	905	76.1
8.	Gardner-Webb	29	17-12	340	447	76.1
9.	Davidson	31	20-11	416	547	76.1
10.	Siena	28	15-13	476	627	75.9
11.	Villanova	33	28-5	543	717	75.7
12.	Loyola (Ill.)	30	19-11	447	593	75.4
13.	Michigan	33	22-11	465	617	75.4
14.	Northern Ariz.	32	21-11	532	706	75.4
15.	Buffalo	32	19-13	577	768	75.1
16.	North Carolina St.	32	22-10	509	678	75.1
17.	Howard	29	7-22	400	533	75.0
18.	Denver	31	16-15	437	583	75.0
19.	Washington	33	26-7	522	697	74.9
20.	Southeast Mo. St.	27	7-20	346	462	74.9
21.	Virginia	30	15-15	451	603	74.8
22.	Fairfield	28	9-19	376	503	74.8
23.	Cincinnati	34	21-13	505	676	74.7
24.	Austin Peay	31	17-14			

Rk. School	W-L	Reb.	Opp Avg.	Opp Reb.	Opp Avg.	Reb. Mar.
16. Louisiana Tech.....	20-13	1,322	40.1	1,132	34.3	5.8
17. Wichita St.....	26-9	1,317	37.6	1,120	32.0	5.6
18. Winthrop.....	23-8	1,127	36.4	959	30.9	5.4
19. Niagara.....	11-18	1,111	38.3	954	32.9	5.4
20. Kansas.....	25-8	1,305	39.5	1,128	34.2	5.4
21. Michigan St.....	22-12	1,212	35.6	1,036	30.5	5.2
22. Norfolk St.....	13-18	1,183	38.2	1,024	33.0	5.1
23. Western Ky.....	23-8	1,160	37.4	1,003	32.4	5.1
24. Massachusetts.....	13-15	1,043	37.3	905	32.3	4.9
25. Drake.....	12-19	1,116	36.0	966	31.2	4.8
26. Wagner.....	13-14	1,040	38.5	911	33.7	4.8
27. Oral Roberts.....	21-12	1,215	36.8	1,059	32.1	4.7
28. UTEP.....	21-10	1,108	35.7	962	31.0	4.7
29. St. Mary's (Cal.).....	17-12	1,085	37.4	949	32.7	4.7
30. Utah.....	14-15	962	33.2	829	28.6	4.6
31. Virginia.....	15-15	1,121	37.4	984	32.8	4.6

**Assists Per Game**

Rk. School	G	W-L	Ast.	Avg.
1. Tex. A&M-Corp. Chris..	28	20-8	550	19.6
2. Sam Houston St.....	31	22-9	574	18.5
3. Davidson.....	31	20-11	567	18.3
4. Montana.....	31	24-7	565	18.2
5. Kansas.....	33	25-8	589	17.8
6. North Carolina.....	31	23-8	552	17.8
7. Boston College.....	36	28-8	639	17.8
8. Valparaiso.....	29	17-12	512	17.7
9. West Virginia.....	33	22-11	576	17.5
10. Northwestern St.....	34	26-8	589	17.3
11. Utah St.....	32	23-9	552	17.3
12. George Washington.....	30	27-3	511	17.0
13. Campbell.....	28	10-18	476	17.0
14. Tennessee.....	30	22-8	509	17.0
15. Belmont.....	31	20-11	518	16.7
16. Michigan St.....	34	22-12	567	16.7
17. Florida.....	39	33-6	650	16.7
18. Colorado.....	30	20-10	497	16.6
19. Iowa St.....	30	16-14	496	16.5
20. Texas A&M.....	31	22-9	509	16.4
21. Pittsburgh.....	33	25-8	541	16.4
22. Northeastern.....	30	19-11	489	16.3
23. Akron.....	33	23-10	535	16.2
24. Bradley.....	33	22-11	533	16.2
25. Kansas St.....	28	15-13	452	16.1
26. Northern Ariz.....	32	21-11	516	16.1
27. Northern Ill.....	28	17-11	450	16.1
28. Pacific.....	32	24-8	514	16.1
29. San Diego.....	30	18-12	481	16.0
30. Washington.....	33	26-7	529	16.0
31. Oral Roberts.....	33	21-12	528	16.0
32. Maryland.....	32	19-13	512	16.0
33. Lamar.....	31	17-14	495	16.0

**Blocked Shots Per Game**

Rk. School	G	W-L	Blk.	Avg.
1. Connecticut.....	34	30-4	298	8.8
2. Northeastern.....	30	19-11	240	8.0
3. Massachusetts.....	28	13-15	202	7.2
4. Wyoming.....	32	14-18	221	6.9
5. Idaho St.....	27	13-14	179	6.6
6. LSU.....	36	27-9	236	6.6

Rk. School	G	W-L	Blk.	Avg.
7. Colorado St.....	31	16-15	202	6.5
8. Memphis.....	37	33-4	235	6.4
9. Fairleigh Dickinson.....	32	20-12	203	6.3
10. Syracuse.....	35	23-12	221	6.3
11. Arkansas.....	32	22-10	194	6.1
12. Alabama A&M.....	26	13-13	157	6.0
13. Maryland.....	32	19-13	191	6.0
14. Hawaii.....	28	17-11	166	5.9
15. Colorado.....	30	20-10	174	5.8
16. Cincinnati.....	34	21-13	193	5.7
17. South Fla.....	29	7-22	164	5.7
18. La-Lafayette.....	29	13-16	163	5.6
19. Duke.....	36	32-4	202	5.6
20. Kansas.....	33	25-8	185	5.6
21. Manhattan.....	31	20-11	172	5.5
22. Florida.....	39	33-6	207	5.3
23. Drexel.....	31	15-16	164	5.3
24. Lamar.....	31	17-14	158	5.1
25. Texas.....	37	30-7	186	5.0
26. Tulane.....	29	12-17	145	5.0
North Texas.....	28	14-14	140	5.0
28. South Carolina.....	38	23-15	189	5.0
29. Providence.....	27	12-15	133	4.9
30. Iowa.....	34	25-9	167	4.9
31. Alabama.....	31	18-13	152	4.9

**Steals Per Game**

Rk. School	G	W-L	Stl.	Avg.
1. Houston.....	31	21-10	385	12.4
2. Clemson.....	32	19-13	352	11.0
3. UAB.....	31	24-7	337	10.9
4. East Tenn. St.....	28	15-13	288	10.3
5. Tennessee.....	30	22-8	301	10.0
6. Temple.....	32	17-15	318	9.9
7. McNeese St.....	28	14-14	278	9.9
8. Sacramento St.....	30	15-15	295	9.8
9. Kansas.....	33	25-8	323	9.8
10. Penn.....	29	20-9	283	9.8
11. Arizona.....	33	20-13	322	9.8
12. Memphis.....	37	33-4	361	9.8
13. Tex. A&M-Corp. Chris..	28	20-8	272	9.7
14. Toledo.....	31	20-11	300	9.7
15. Iowa St.....	30	16-14	290	9.7
16. Winthrop.....	31	23-8	298	9.6
17. North Texas.....	28	14-14	265	9.5
18. Duke.....	36	32-4	337	9.4
19. George Washington.....	30	27-3	278	9.3
20. UNC Greensboro.....	31	12-19	287	9.3
21. Bethune-Cookman.....	30	15-15	276	9.2
22. Northwestern St.....	34	26-8	312	9.2
23. Jackson St.....	32	15-17	292	9.1
24. Virginia Tech.....	30	14-16	273	9.1
25. Georgia.....	30	15-15	272	9.1
26. Holy Cross.....	32	20-12	290	9.1
27. Syracuse.....	35	23-12	313	8.9
28. Drake.....	31	12-19	277	8.9
29. Bradley.....	33	22-11	294	8.9
30. Alabama A&M.....	26	13-13	231	8.9
31. Ga. Southern.....	30	20-10	266	8.9

**Turnovers Per Game**

Rk. School	G	W-L	TO	Avg.
1. Temple.....	32	17-15	247	7.7

Rk. School	G	W-L	TO	Avg.
2. West Virginia.....	33	22-11	287	8.7
3. Butler.....	33	20-13	292	8.8
4. Samford.....	31	20-11	332	10.7
5. Air Force.....	31	24-7	335	10.8
6. Villanova.....	33	28-5	370	11.2
7. Virginia Tech.....	30	14-16	337	11.2
8. IUPUI.....	29	19-10	334	11.5
9. Georgetown.....	33	23-10	381	11.5
10. Wisconsin.....	31	19-12	359	11.6
11. Fairfield.....	28	9-19	325	11.6
12. Cincinnati.....	34	21-13	399	11.7
13. South Carolina.....	38	23-15	450	11.8
14. Ohio St.....	32	26-6	379	11.8
15. Binghamton.....	29	16-13	345	11.9
16. UMKC.....	28	14-14	338	12.1
17. DePaul.....	27	12-15	327	12.1
18. Notre Dame.....	30	16-14	364	12.1
19. UNI.....	33	23-10	401	12.2
20. New Mexico.....	30	17-13	365	12.2
21. Northwestern.....	29	14-15	356	12.3
22. Illinois.....	33	26-7	406	12.3
23. Miami (Fla.).....	34	18-16	421	12.4
24. California.....	31	20-11	384	12.4
25. Birmingham-So.....	28	19-9	349	12.5
26. Va. Commonwealth.....	29	19-10	362	12.5
27. Murray St.....	31	24-7	387	12.5
28. Akron.....	33	23-10	412	12.5
29. Rutgers.....	33	19-14	413	12.5
30. Rhode Island.....	28	14-14	351	12.5
31. UNC Wilmington.....	33	25-8	414	12.5

**Personal Fouls Per Game**

Rk. School	G	W-L	PF	Avg.	DQ
1. West Virginia.....	33	22-11	419	12.7	5
2. Eastern Ky.....	30	14-16	414	13.8	3
3. Alabama.....	31	18-13	433	14.0	6
4. Penn St.....	30	15-15	422	14.1	8
5. Samford.....	31	20-11	447	14.4	9
6. South Carolina.....	38	23-15	548	14.4	4
7. UNI.....	33	23-10	480	14.5	6
8. Georgetown.....	33	23-10	486	14.7	6
9. UTEP.....	31	21-10	461	14.9	3
10. George Mason.....	35	27-8	529	15.1	11
11. Texas.....	37	30-7	561	15.2	7
12. Iowa.....	34	25-9	517	15.2	4
13. Air Force.....	31	24-7	472	15.2	6
14. Northwestern.....	29	14-15	443	15.3	1
15. Ohio St.....	32	26-6	489	15.3	7
16. DePaul.....	27	12-15	413	15.3	10
17. Denver.....	31	16-15	475	15.3	12
18. Utah St.....	32	23-9	492	15.4	6
Temple.....	32	17-15	492	15.4	5
20. Central Conn. St.....	29	18-11	448	15.4	7
21. Connecticut.....	34	30-4	531	15.6	6
22. Wichita St.....	35	26-9	547	15.6	6
23. Pacific.....	32	24-8	501	15.7	7
24. Northeastern.....	30	19-11	471	15.7	6
25. LSU.....	36	27-9	567	15.8	6
26. Siena.....	28	15-13	442	15.8	11
27. Delaware St.....	35	21-14	553	15.8	6
28. Troy.....	29	14-15	463	16.0	7
29. Florida.....	39	33-6	623	16.0	10
30. Ill.-Chicago.....	31	16-15	496	16.0	9

**2006 Division I Team Game Highs**

**Points**

Rk. School	Opponent	Date	Pts.	Opp Pts.
1. Houston	Florida Tech	11/22/2005	131	62
2. Connecticut	Morehead St.	12/23/2005	129	61
3. Citadel	Atlanta Christian	12/5/2005	126	61
Citadel	Fla. Christian	11/28/2005	126	43
5. Sam Houston St.	Paul Quinn	1/4/2005	124	70
6. Akron	Denison	12/7/2005	123	52

Rk. School	Opponent	Date	Pts.	Opp Pts.
8. Washington	Ky. Christian	11/18/2005	123	83
9. Colorado	Morgan St.	11/13/2005	118	51
Cal St. Northridge	Mercer	12/22/2005	117	74
	Hope Int'l	12/1/2005	117	55
Tennessee Tech	Bluefield Col.	11/22/2005	117	85
12. Colorado	Savannah St.	1/3/2006	116	52
13. Florida	Savannah St.	1/18/2006	113	62
Connecticut	Texas Southern	12/2/2		

Rk.	School	Opponent	Date	Pts.	Opp Pts.
	Davidson	St. Mary's (Md.)	12/15/2005	112	59
	Washington	Loyola Marymount	11/25/2005	112	65
	North Carolina	Cleveland St.	11/22/2005	112	55
19.	Kent St.	Buffalo	2/15/2006	111	107
	Ga. Southern	Webber Int'l	1/3/2006	111	73
	Connecticut	Quinnipiac	12/30/2005	111	75
	UC Riverside	Puget Sound	12/21/2005	111	115
	North Texas	Angelo St.	12/19/2005	111	65
	Louisville	Akron	12/10/2005	111	85
	Valparaiso	Ind.-South Bend	11/28/2005	111	41
	Troy	Oakwood	11/23/2005	111	72
	Maryland	Fairleigh Dickinson	11/18/2005	111	85
28.	East Tenn. St.	Kennesaw St.	1/25/2006	110	74
	East Tenn. St.	Campbell	1/7/2006	110	96
	Texas	Prairie View	12/30/2005	110	38
	Montana	Western Mont.	12/14/2005	110	71
	Missouri St.	Ga. Southern	12/2/2005	110	55
	Western Caro.	Atlanta Christian	11/22/2005	110	51
	High Point	Southeastern (Fla.)	11/21/2005	110	57
	Western Ill.	Harris-Stowe	11/18/2005	110	55

### Field-Goal Percentage

Rk.	School	Opponent	Date	FGM	FGA	FG%
1.	Fla. Atlantic	Kennesaw St.	2/18/2006	32	46	69.6
2.	SMU	Savannah St.	12/19/2005	34	49	69.4
3.	Oral Roberts	IUPUI	1/14/2006	29	42	69.0
4.	Air Force	Utah	1/19/2006	26	38	68.4
5.	North Carolina St.	Appalachian St.	12/10/2005	31	46	67.4
6.	Samford	Campbellsville	12/29/2005	33	49	67.3
7.	UCLA	Sacramento St.	12/23/2005	37	55	67.3
	New Orleans	Southeastern Okla.	12/8/2005	37	55	67.3
9.	Utah St.	Lewis & Clark	11/26/2005	47	70	67.1
10.	Mississippi	Centenary (La.)	11/26/2005	42	63	66.7
	West Virginia	Oklahoma	12/22/2005	32	48	66.7
	UNI	Drake	1/21/2006	30	45	66.7
	Hampton	Bethune-Cookman	1/4/2006	30	45	66.7
	Miami (Fla.)	Birmingham-So.	12/3/2005	30	45	66.7
	Air Force	Tex.-Pan American	12/3/2005	28	42	66.7
	Buffalo	Ohio	1/26/2006	26	39	66.7
17.	Colorado St.	UC-Colo. Spgs.	12/28/2005	37	56	66.1
	George Washington	Md.-East. Shore	12/17/2005	37	56	66.1
	Samford	Bryan	11/26/2005	37	56	66.1
20.	Northern Ariz.	Eastern Wash.	1/5/2006	35	53	66.0
	Florida	Bethune-Cookman	12/9/2005	35	53	66.0

### Three-Point Field Goals Made

Rk.	School	Opponent	Date	3FG
1.	Utah St.	New Mexico St.	2/2/2006	20
	West Virginia	Marquette	1/14/2006	20
3.	Akron	Denison	12/7/2005	19
	Houston	Florida Tech	11/22/2005	19
5.	Butler	Detroit	2/25/2006	18
	Oral Roberts	Oakland	2/9/2006	18
	Wofford	Virginia-Wise	12/3/2005	18
8.	Long Beach St.	UC Irvine	3/10/2006	17
	Notre Dame	Louisville	2/4/2006	17
	Troy	Mississippi St.	12/10/2005	17
	Villanova	Lehigh	11/27/2005	17
	Troy	Oakwood	11/23/2005	17
	Belmont	Chattanooga	11/22/2005	17
14.	DePaul	Syracuse	3/2/2006	16
	Tennessee	Auburn	2/15/2006	16
	Long Island	Monmouth	2/11/2006	16
	Baylor	Texas A&M	1/28/2006	16
	Robert Morris	Fairleigh Dickinson	1/28/2006	16
	Fairfield	Rider	1/10/2006	16
	Elon	Chattanooga	1/9/2006	16
	Loyola (Md.)	Marist	1/8/2006	16
	Troy	Belhaven	1/3/2006	16
	Clemson	P.R.-Mayaguez	12/19/2005	16
	Nebraska	N.C. A&T	12/19/2005	16
	Western Ky.	Eastern Ky.	12/3/2005	16
	Appalachian St.	James Madison	11/28/2005	16
	Indiana	Western Ill.	11/26/2005	16
	Charleston So.	Asbury	11/22/2005	16
	Indiana	Florida A&M	11/21/2005	16

### Three-Point Field-Goal Percentage

#### Minimum 10 made

Rk.	School	Opponent	Date	3FG	3FGA	3FG%
1.	San Diego St.	Southern Miss.	11/20/2005	10	13	76.9
2.	Stephen F. Austin	McNeese St.	2/15/2006	10	14	71.4
	San Diego	Eastern Wash.	1/1/2006	10	14	71.4
	UNC Wilmington	Coastal Caro.	12/17/2005	10	14	71.4
5.	Chicago St.	Western Ill.	2/18/2006	12	17	70.6
	Fla. Atlantic	Kennesaw St.	2/18/2006	12	17	70.6
7.	Western Ill.	Ill.-Springfield	12/18/2005	11	16	68.8
	UC Santa Barb.	San Francisco	11/18/2005	11	16	68.8
9.	Fairleigh Dickinson	Long Island	2/9/2006	13	19	68.4
	Marquette	DePaul	1/17/2006	13	19	68.4
	Albany (N.Y.)	Oakland	11/9/2005	13	19	68.4
12.	Holy Cross	Army	1/11/2006	15	22	68.2
13.	Belmont	Chattanooga	11/22/2005	17	25	68.0
14.	Tennessee	South Carolina	1/8/2006	12	18	66.7
	North Carolina St.	Miami (Fla.)	12/18/2005	12	18	66.7
	Florida	Arkansas	3/10/2006	10	15	66.7
	Mercer	Campbell	2/25/2006	10	15	66.7
	Central Conn. St.	Long Island	2/22/2006	10	15	66.7
	Memphis	Tulane	2/18/2006	10	15	66.7
	Texas A&M	Oklahoma	2/1/2006	10	15	66.7
	San Diego	Loyola (Ill.)	12/20/2005	10	15	66.7
	Utah St.	Middle Tenn.	12/5/2005	10	15	66.7

### Free-Throw Percentage

#### Minimum 15 made

Rk.	School	Opponent	Date	FT	FTA	FT%
1.	Old Dominion	Richmond	12/20/2005	22	22	100.0
	UC Irvine	UC Davis	2/23/2006	21	21	100.0
	Cincinnati	Louisville	2/6/2006	18	18	100.0
	Maine	High Point	11/19/2005	18	18	100.0
	Missouri St.	Southern Ill.	1/19/2006	16	16	100.0
	Iowa St.	Northwestern St.	12/22/2005	16	16	100.0
	Duquesne	St. Louis	2/15/2006	15	15	100.0
	Belmont	North Fla.	2/11/2006	15	15	100.0
9.	Bowling Green	Kent St.	1/26/2006	34	35	97.1
10.	Ill.-Chicago	Wright St.	2/28/2006	28	29	96.6
	Howard	Morgan St.	2/27/2006	28	29	96.6
12.	Duke	UNC Greensboro	12/31/2005	27	28	96.4
	Gonzaga	Michigan St.	11/22/2005	27	28	96.4
14.	Stetson	North Fla.	2/17/2006	26	27	96.3
15.	Oregon	Bowie St.	11/21/2005	25	26	96.2
16.	Buffalo	Fresno St.	11/30/2005	24	25	96.0
17.	Northern Ariz.	Idaho St.	1/14/2006	23	24	95.8
	Radford	Winthrop	1/14/2006	23	24	95.8
	Duke	Texas	12/10/2005	23	24	95.8
	Duke	Texas	12/10/2005	23	24	95.8

### Attendance

Rk.	School	Score	Opponent	Opp Score	Date	City, State	Att.
1.	UCLA	59	LSU	45	4/1/2006	Indianapolis	43,822
2.	UCLA	57	Florida	73	4/3/2006	Indianapolis	43,168
3.	Syracuse	82	Villanova	92	3/5/2006	Syracuse, NY	33,633
4.	Syracuse	79	Louisville	66	2/18/2006	Syracuse NY	31,190
5.	Indiana	79	Kentucky	53	12/10/2005	Indianapolis	28,031
6.	Texas	74	West Virginia	71	3/23/2006	Atlanta, GA	27,633
7.	Connecticut	88	Syracuse	80	1/16/2006	Syracuse, NY	26,805
8.	Seton Hall	68	Syracuse	61	1/29/2006	Syracuse, NY	26,737
9.	Syracuse	60	West Virginia	58	2/20/2006	Syracuse, NY	25,206
10.	Louisville	61	Kentucky	73	12/17/2005	Lexington, KY	24,432
11.	Florida	79	Kentucky	64	3/5/2006	Lexington, KY	24,329
12.	Mississippi	40	Kentucky	80	2/22/2006	Lexington, KY	24,278
13.	Tennessee	75	Kentucky	67	2/7/2006	Lexington, KY	24,184
14.	Tennessee	78	Kentucky	80	3/1/2006	Knoxville, TN	24,108
15.	Florida	76	Tennessee	80	1/21/2006	Knoxville, TN	24,011
16.	Kentucky	79	North Carolina	83	12/3/2005	Lexington, KY	23,860
17.	Duke	78	Boston College	76	3/12/2006	Greensboro, NC	23,745
	Boston College	85	North Carolina	82	3/11/2006	Greensboro, NC	23,745
	Wake Forest	82	North Carolina St.	71	3/10/2006	Greensboro, NC	23,745
	Maryland	82	Georgia Tech	64	3/9/2006	Greensboro, NC	23,745



### Winning Streak That Ended In 2005-06

Rk.	School	School Lost to	Date Lost	Score	Streak
1.	Gonzaga	UCLA	3/23/2006	71-73	20
1.	George Washington	Temple	3/9/2006	53-68	18
1.	Duke	Georgetown	1/21/2006	84-87	17
1.	Florida	Tennessee	1/21/2006	76-80	17
1.	Illinois	Iowa	1/7/2006	48-63	15
3.	Memphis	UAB	3/2/2006	74-80	15
3.	Pittsburgh	St. John's (N.Y.)	1/21/2006	50-55	15
2.	Nevada	Montana	3/16/2006	79-87	14
3.	Air Force	Wyoming	1/11/2006	50-55	12
2.	Bucknell	UNI	2/18/2006	61-65	12
3.	Coastal Caro.	Winthrop	3/4/2006	50-51	12
4.	Syracuse	Connecticut	1/16/2006	80-88	12
1.	UCLA	Florida	4/3/2006	57-73	12
1.	West Virginia	Marshall	1/25/2006	52-58	12
2.	Clemson	Georgia	12/28/2005	69-72	11
4.	Connecticut	Marquette	1/3/2006	79-94	11
2.	Connecticut	Villanova	2/13/2006	64-69	11
5.	Michigan St.	Illinois	1/5/2006	50-60	11
4.	Ohio St.	Indiana	1/7/2006	79-81	11
5.	Southern Ill.	UNI	1/16/2006	65-71	11
4.	Villanova	Connecticut	2/26/2006	75-89	11
3.	Washington	Arizona	12/31/2005	95-96	11
5.	Cincinnati	Connecticut	1/9/2006	59-70	10
5.	Duke	Florida St.	3/1/2006	74-79	10
5.	Kansas	Texas	2/25/2006	55-80	10
5.	Manhattan	Marist	1/18/2006	68-77	10
4.	Montana	Wis.-Milwaukee	12/30/2005	74-78	10
4.	Murray St.	Tennessee Tech	2/23/2006	66-70	10
1.	Northern Ariz.	Eastern Wash.	2/4/2006	61-73	10
1.	UAB	Memphis	1/26/2006	66-73	10

Rk.	School	School Lost to	Date Lost	Score	Streak
5.	Villanova	West Virginia	1/8/2006	87-91	10
7.	Arkansas	Mississippi St.	1/7/2006	67-69	9
3.	Birmingham-So.	Radford	2/6/2006	64-75	9
7.	Buffalo	Northern Ill.	1/7/2006	82-84	9
7.	Colorado	Texas	1/7/2006	64-89	9
2.	Delaware St.	South Carolina St.	2/3/2006	51-63	9
2.	Florida	George Mason	4/1/2006	84-86	9
7.	IUPUI	Chicago St.	2/23/2006	66-74	9
1.	North Carolina	Illinois	11/29/2005	64-68	9
2.	Ohio St.	Georgetown	3/19/2006	52-70	9
4.	Stetson	Belmont	3/3/2006	59-72	9
1.	Texas	Oklahoma	1/28/2006	72-82	9

### Home Court Streaks That Ended In 2005-06

Rk	When Lost	School	Lost To	Date Lost	Score	Streak
1.	1.	Illinois	Penn St.	2/4/2006	65-66	33
1.	1.	Southern Ill.	Indiana St.	2/1/2006	54-63	33
1.	1.	Washington	Arizona	12/31/2005	95-96	32
4.	1.	Winthrop	Coastal Caro.	1/24/2006	57-64	23
2.	2.	Hofstra	Old Dominion	3/22/2006	51-61	21
4.	4.	New Mexico	Brigham Young	2/1/2006	71-77	21
5.	5.	Utah	Arizona	12/17/2005	43-73	21
5.	5.	Wake Forest	DePaul	12/13/2005	81-84	21
2.	2.	Florida	South Carolina	2/8/2006	67-71	20
3.	3.	Davidson	Western Caro.	2/4/2006	70-77	19
3.	3.	Duke	North Carolina	3/4/2006	76-83	19
2.	2.	Wis.-Milwaukee	Ill.-Chicago	2/15/2006	86-94	19
6.	6.	Ga. Southern	Furman	1/17/2006	63-66	18
7.	7.	Niagara	Bucknell	11/30/2005	63-66	18
7.	7.	North Carolina	Illinois	11/29/2005	64-68	18

## 2007 Division I Top Returnees

### Career Totals

#### MOST POINTS

Seniors	Ht.	Yrs.	G	FG	3FG	FT	Pts.	Avg.
1. Nick Fazekas, Nevada	6-11	3	99	653	88	418	1,812	18.30
2. Caleb Green, Oral Roberts	6-7	3	94	614	3	574	1,805	19.20
3. Larry Blair, Liberty	6-1	3	91	564	175	277	1,580	17.36
4. Brandon Heath, San Diego St.	6-4	3	92	524	194	310	1,552	16.87
5. Jamar Wilson, Albany (N.Y.)	6-1	4	87	490	119	445	1,544	17.75
6. Jarrus Jackson, Texas Tech	6-1	3	99	537	153	317	1,544	15.60
7. Alando Tucker, Wisconsin	6-5	4	98	542	61	356	1,501	15.32
8. Jared Dudley, Boston College	6-7	3	100	494	81	431	1,500	15.00
9. Loren Stokes, Hofstra	6-3	3	92	572	54	299	1,497	16.27
10. Gary Neal, La Salle & Towson	6-4	3	74	470	212	333	1,485	20.07

#### Juniors

1. Glen Davis, LSU	6-9	2	66	388	9	290	1,075	16.29
2. Antoine Agudio, Hofstra	6-3	2	63	354	173	137	1,018	16.16
3. Jaycee Carroll, Utah St.	6-2	2	64	357	172	105	991	15.48
4. Richard Roby, Colorado	6-6	2	60	341	130	178	990	16.50
5. Kyle Hines, UNC Greensboro	6-6	2	60	414	2	156	986	16.43
6. Courtney Lee, Western Ky.	6-5	2	61	356	119	152	983	16.11
7. Jack Leasure, Coastal Caro.	6-3	2	59	326	210	93	955	16.19
8. Bryant Dunston, Fordham	6-8	2	61	328	24	266	946	15.51
9. Reggie Williams, VMI	6-5	2	54	326	77	204	933	17.28
10. Arron Afflalo, UCLA	6-5	2	68	309	122	192	932	13.71



With 1,812 points in his career, Nick Fazekas of Nevada enters the 2006-07 season as the top scorer in the Division I men's basketball senior class.



Glen Davis (0) of LSU drives the lane for two of his 14 points against UCLA in last season's Final Four. Davis heads into the 2006-07 season as the top scorer in all of Division I men's basketball junior class.



**SCORING AVERAGE**

**Seniors (Min. 1,200 Pts.)**

	Ht.	Yrs.	G	FG	3FG	FT	Pts.	Avg.
1. Gary Neal, La Salle & Towson.....	6-4	3	74	470	212	333	1,485	20.07
2. Caleb Green, Oral Roberts.....	6-7	3	94	614	3	574	1,805	19.20
3. Nick Fazekas, Nevada.....	6-11	3	99	653	88	418	1,812	18.30
4. Jamar Wilson, Albany (N.Y.).....	6-1	4	87	490	119	445	1,544	17.75
5. Ken Tutt, Oral Roberts.....	6-1	3	84	500	235	233	1,468	17.48
6. Larry Blair, Liberty.....	6-1	3	91	564	175	277	1,580	17.36
7. Brandon Heath, San Diego St.....	6-4	3	92	524	194	310	1,552	16.87
8. Loren Stokes, Hofstra.....	6-3	3	92	572	54	299	1,497	16.27
9. Bobby Brown, Cal St. Fullerton.....	6-1	3	89	504	227	180	1,415	15.90
10. Jarrius Jackson, Texas Tech.....	6-1	3	99	537	153	317	1,544	15.60

**Juniors (Min. 800 Pts.)**

	Ht.	Yrs.	G	FG	3FG	FT	Pts.	Avg.
1. Reggie Williams, VMI.....	6-5	2	54	326	77	204	933	17.28
2. Tyrone Nelson, Prairie View & New Mexico St.....	6-9	2	55	331	0	251	913	16.60
3. Richard Roby, Colorado.....	6-6	2	60	341	130	178	990	16.50
4. Kyle Hines, UNC Greensboro.....	6-6	2	60	414	2	156	986	16.43
5. Glen Davis, LSU.....	6-9	2	66	388	9	290	1,075	16.29
6. Jack Leasure, Coastal Caro.....	6-3	2	59	326	210	93	955	16.19
7. Antoine Agudio, Hofstra.....	6-3	2	63	354	173	137	1,018	16.16
8. Courtney Lee, Western Ky.....	6-5	2	61	356	119	152	983	16.11
9. Bryant Dunston, Fordham.....	6-8	2	61	328	24	266	946	15.51
10. Jaycee Carroll, Utah St.....	6-2	2	64	357	172	105	991	15.48

**HIGHEST FIELD-GOAL PERCENTAGE**

**Seniors (Min. 300 FGM)**

	Ht.	Yrs.	G	FG	FGA	Pct.
1. Chris McNaughton, Bucknell.....	6-11	3	94	473	779	60.7
2. Florentino Valencia, Toledo.....	6-5	3	90	332	551	60.3
3. Courtney Sims, Michigan.....	6-11	3	98	366	618	59.2
4. Caleb Green, Oral Roberts.....	6-7	3	94	614	1111	55.3
5. Grant Stout, UNI.....	6-8	3	96	310	568	54.6
6. Shawn Witherspoon, Murray St.....	6-5	3	92	312	576	54.2
7. Rashaun Freeman, Massachusetts.....	6-9	3	85	479	888	53.9
8. Corey Colfield, William & Mary.....	6-5	3	85	357	674	53.0
9. Darnell Wilson, Canisius.....	6-6	3	88	364	689	52.8
10. Al Thornton, Florida St.....	6-7	3	89	302	574	52.6

**Juniors (Min. 240 FGM)**

	Ht.	Yrs.	G	FG	FGA	Pct.
1. Kyle Hines, UNC Greensboro.....	6-6	2	60	414	666	62.2
2. Leon Williams, Ohio.....	6-8	2	62	271	438	61.9
3. Andrew Strait, Montana.....	6-8	2	61	320	529	60.5
4. Will Thomas, George Mason.....	6-7	2	64	243	413	58.8
5. Eric Coleman, UNI.....	6-6	2	65	297	516	57.6
6. Shawn James, Northeastern.....	6-9	2	55	240	423	56.7
7. Kirk Archibeque, Northern Colo.....	6-9	3	64	304	550	55.3
8. Arturo Dubois, Manhattan.....	6-8	2	60	321	594	54.0
9. Joseph Jones, Texas A&M.....	6-9	2	61	297	551	53.9
10. Louis Graham, Ga. Southern.....	6-8	2	61	244	458	53.3

**MOST THREE-POINT FIELD GOALS MADE PER GAME**

**Seniors (Min. 120 3FGM)**

	Ht.	Yrs.	G	3FG	Avg.
1. Ja'Vance Coleman, Fresno St.....	6-3	2	58	177	3.05
2. Gary Neal, La Salle & Towson.....	6-4	3	74	212	2.86
3. Will Whittington, Marist.....	6-3	3	80	225	2.81
4. Ken Tutt, Oral Roberts.....	6-1	3	84	235	2.80
5. Bobby Brown, Cal St. Fullerton.....	6-1	3	89	227	2.55
6. Colin Falls, Notre Dame.....	6-5	3	91	232	2.55
7. James Williams, Long Island.....	5-10	3	83	201	2.42
8. Eric Webb, Furman.....	6-2	3	86	205	2.38
9. Josh Goodwin, Belmont.....	6-2	3	91	213	2.34
10. Jahsha Blunit, Delaware St.....	6-5	3	96	224	2.33

**Juniors (Min. 80 3FGM)**

	Ht.	Yrs.	G	3FG	Avg.
1. Jack Leasure, Coastal Caro.....	6-3	2	59	210	3.56
2. Chris Lofton, Tennessee.....	6-2	2	61	207	3.39
3. Shane Nichols, St. Peter's & Wofford.....	6-0	2	58	161	2.78
4. Antoine Agudio, Hofstra.....	6-3	2	63	173	2.75
5. Jaycee Carroll, Utah St.....	6-2	2	64	172	2.69
6. Joe McCray, Nebraska.....	6-5	2	46	117	2.54
7. Aaron Bruce, Baylor.....	6-3	2	45	113	2.51
8. Shan Foster, Vanderbilt.....	6-6	2	64	159	2.48
9. Gabriel Pruitt, Southern California.....	6-4	2	54	131	2.43
10. Darnell Harris, La Salle.....	6-1	2	57	137	2.40

**HIGHEST THREE-POINT FIELD-GOAL PERCENTAGE**

**Seniors (Min. 120 3FGM)**

	Ht.	Yrs.	G	3FG	3FGA	Pct.
1. Matt McCraw, Air Force.....	6-2	3	87	141	303	46.5
2. Keith Simmons, Holy Cross.....	6-4	3	92	143	317	45.1
3. Will Whittington, Marist.....	6-3	3	80	225	518	43.4
4. Lee Humphrey, Florida.....	6-2	3	96	175	403	43.4
5. Ross DeRogatis, San Diego.....	6-1	2	59	130	301	43.2
6. Ken Tutt, Oral Roberts.....	6-1	3	84	235	558	42.1
7. Derek Raivio, Gonzaga.....	6-1	3	93	158	376	42.0
8. Van Crafton, Quinnipiac.....	6-1	3	72	127	308	41.2
9. Jarrius Jackson, Texas Tech.....	6-1	3	99	153	373	41.0
10. Josh Goodwin, Belmont.....	6-2	3	91	213	520	41.0

**Juniors (Min. 80 3FGM)**

1. Jaycee Carroll, Utah St.....	6-2	2	64	172	372	46.2
2. Chris Lofton, Tennessee.....	6-2	2	61	207	461	44.9
3. Sean Taibi, Northern Colo.....	6-3	2	57	128	292	43.8
4. Shan Foster, Vanderbilt.....	6-6	2	64	159	372	42.7
5. Antoine Agudio, Hofstra.....	6-3	2	63	173	410	42.2
6. Jack Leasure, Coastal Caro.....	6-3	2	59	210	498	42.2
7. Ronald Steele, Alabama.....	6-2	2	63	95	227	41.9
8. Brian Roberts, Dayton.....	6-2	2	60	111	266	41.7
9. Sean Ogirri, Wichita St.....	6-2	2	67	136	326	41.7
10. Donovan Morris, Fresno St.....	6-4	2	57	102	248	41.1

**HIGHEST FREE-THROW PERCENTAGE**

**Seniors (Min. 175 FTM)**

	Ht.	Yrs.	G	FT	FTA	FT%
1. Blake Ahearn, Missouri St.....	6-2	3	96	324	340	95.3
2. Derek Raivio, Gonzaga.....	6-1	3	93	195	216	90.3
3. De'Angelo Alexander, Oklahoma & Charlotte.....	6-5	3	97	207	239	86.6
4. Ken Tutt, Oral Roberts.....	6-1	3	84	233	274	85.0
5. Jon Simon, Colgate.....	6-0	3	86	189	224	84.4
6. Justin Ingram, Toledo.....	6-2	3	91	222	265	83.8
7. Jamar Wilson, Albany (N.Y.).....	6-1	4	87	445	534	83.3
8. Kyle Wilson, Illinois & Wichita St.....	6-8	3	85	202	243	83.1
9. Antonio Porch, Denver.....	6-6	3	86	183	221	82.8
10. Aaron Brooks, Oregon.....	6-0	3	80	191	231	82.7

**Juniors (Min. 110 FTM)**

	Ht.	Yrs.	G	FT	FTA	FT%
1. Ronald Steele, Alabama.....	6-2	2	63	176	203	86.7
2. A.J. Graves, Butler.....	6-1	2	61	145	168	86.3
3. Taurean Green, Florida.....	6-0	2	71	213	247	86.2
4. Brett McDade, Tulsa.....	6-0	2	56	165	195	84.6
5. Sean Ogirri, Wichita St.....	6-2	2	67	118	142	83.1
6. Abdulai Jalloh, St. Joseph's.....	6-1	2	69	250	301	83.1
7. Kevin Oleksiak, UNC Greensboro.....	6-4	2	58	116	141	82.3
8. Aaron Bruce, Baylor.....	6-3	2	45	125	152	82.2
9. John Ford, McNeese St.....	5-9	2	56	125	152	82.2
10. Sean Singletary, Virginia.....	5-11	2	58	194	237	81.9

**MOST REBOUNDS**

**Seniors**

	Ht.	Yrs.	G	Reb.	Avg.
1. Nick Fazekas, Nevada.....	6-11	3	99	900	9.09
2. Caleb Green, Oral Roberts.....	6-7	3	94	874	9.30
3. Rashaun Freeman, Massachusetts.....	6-9	3	85	725	8.53
4. Jared Dudley, Boston College.....	6-7	3	100	688	6.88
5. Jermareo Davidson, Alabama.....	6-10	3	96	671	6.99
6. Obie Nwadike, Central Conn. St.....	6-4	3	79	649	8.22
7. J'mel Everhart, Citadel.....	6-6	3	87	647	7.44
8. Grant Stout, UNI.....	6-8	3	96	642	6.69
9. Chris Oliver, Radford.....	6-7	3	84	596	7.10
10. Romeo Travis, Akron.....	6-7	3	90	593	6.59

**Juniors**

1. Glen Davis, LSU.....	6-9	2	66	613	9.29
2. Kyle Hines, UNC Greensboro.....	6-6	2	60	506	8.43
3. Al Horford, Florida.....	6-8	2	71	504	7.10
4. Joey Dorsey, Memphis.....	6-9	2	74	500	6.76
5. Bryant Dunston, Fordham.....	6-8	2	61	492	8.07
6. Leon Williams, Ohio.....	6-8	2	62	482	7.77
7. Tyrone Nelson, Prairie View & New Mexico St.....	6-9	2	55	471	8.56
8. Juan Palacios, Louisville.....	6-8	2	72	461	6.40
9. Jason Thompson, Rider.....	6-10	2	57	447	7.84
10. Louis Graham, Ga. Southern.....	6-8	2	61	437	7.16

**MOST REBOUNDS PER GAME**

**Seniors (Min. 500 Rebs.)**

	Ht.	Yrs.	G	Reb.	Avg.
1. Caleb Green, Oral Roberts.....	6-7	3	94	874	9.30
2. Nick Fazekas, Nevada.....	6-11	3	99	900	9.09
3. Rashaun Freeman, Massachusetts.....	6-9	3	85	725	8.53
4. Obie Nwadike, Central Conn. St.....	6-4	3	79	649	8.22
5. J'mel Everhart, Citadel.....	6-6	3	87	647	7.44
6. John Bunch, Lincoln (Pa.) & Monmouth.....	7-2	3	73	523	7.16
7. Chris Oliver, Radford.....	6-7	3	84	596	7.10
8. Jermareo Davidson, Alabama.....	6-10	3	96	671	6.99
9. Matthew Knight, Loyola Marymount.....	6-8	3	76	528	6.95
10. Jared Dudley, Boston College.....	6-7	3	100	688	6.88

**Juniors (Min. 280 Rebs.)**

1. Glen Davis, LSU.....	6-9	2	66	613	9.29
2. CJ Anderson, Manhattan.....	6-6	2	44	392	8.91
3. Tyrone Nelson, Prairie View & New Mexico St.....	6-9	2	55	471	8.56
4. Kyle Hines, UNC Greensboro.....	6-6	2	60	506	8.43
5. Bryant Dunston, Fordham.....	6-8	2	61	492	8.07
6. Jason Thompson, Rider.....	6-10	2	57	447	7.84
7. Leon Williams, Ohio.....	6-8	2	62	482	7.77
8. Shawn James, Northeastern.....	6-9	2	55	426	7.75
9. Jeremiah Wood, Akron.....	6-6	2	38	286	7.53
10. Darryl Proctor, Coppin St.....	6-4	2	59	435	7.37

**MOST ASSISTS PER GAME**

<b>Seniors (Min. 280 Asts.)</b>					
	Ht.	Yrs.	G	Ast.	Avg.
1. Jared Jordan, Marist.....	6-2	3	84	527	6.27
2. Dru Joyce, Akron.....	6-0	3	62	291	4.69
3. Mustafa Shakur, Arizona.....	6-3	3	100	455	4.55
4. Golden Ingle, Western Ky. & Kennesaw St.....	5-11	3	68	308	4.53
5. Japhet McNeil, East Caro.....	5-10	3	81	365	4.51
6. Jamon Gordon, Virginia Tech.....	6-3	3	83	360	4.34
7. Lanny Smith, Houston.....	6-3	3	89	382	4.29
8. Carl Elliott, George Washington.....	6-4	3	90	385	4.28
9. Acie Law IV, Texas A&M.....	6-3	3	88	376	4.27
10. Drew Williamson, Old Dominion.....	6-0	3	97	412	4.25

<b>Juniors (Min. 150 Asts.)</b>					
	Ht.	Yrs.	G	Ast.	Avg.
1. Ramon Sessions, Nevada.....	6-3	2	63	319	5.06
2. Daniel Ruffin, Bradley.....	5-10	2	61	303	4.97
3. Ronald Steele, Alabama.....	6-2	2	63	292	4.63
4. Chris Gaynor, Winthrop.....	5-10	2	64	291	4.55
5. Kevin Bell, Fresno St.....	5-10	2	52	234	4.50
6. Eugene Lawrence, St. John's (N.Y.).....	6-1	2	54	237	4.39
7. Drew Neitzel, Michigan St.....	6-0	2	67	286	4.27
8. Sean Singletary, Virginia.....	5-11	2	58	234	4.03
9. Giordan Watson, Central Mich.....	5-10	2	56	222	3.96
10. Kashif Payne, Toledo.....	5-9	2	60	233	3.88

**MOST BLOCKED SHOTS PER GAME**

<b>Seniors (Min. 90 Blks.)</b>					
	Ht.	Yrs.	G	Blk.	Avg.
1. John Bunch, Lincoln (Pa.) & Monmouth.....	7-2	3	73	339	4.64
2. Stephane Lasme, Massachusetts.....	6-8	3	85	231	2.72
3. C.J. Walker, UNC Asheville.....	7-1	3	59	155	2.63
4. Chaz Crawford, Drexel.....	6-9	3	89	224	2.52
5. Williams Byrd, Ark.-Pine Bluff.....	6-7	2	57	129	2.26
6. Darryl Watkins, Syracuse.....	6-11	3	73	151	2.07
7. Andrea Crosariol, Fairleigh Dickinson.....	7-0	3	90	175	1.94
8. Anthony King, Miami (Fla.).....	6-9	3	84	157	1.87
9. Grant Stout, UNI.....	6-8	3	96	172	1.79
10. James Hughes, Northern Ill.....	6-11	3	83	146	1.76


<b>Juniors (Min. 70 Blks.)</b>					
	Ht.	Yrs.	G	Blk.	Avg.
1. Shawn James, Northeastern.....	6-9	2	55	332	6.04
2. Kyle Hines, UNC Greensboro.....	6-6	2	60	190	3.17
3. Mickell Gladness, Alabama A&M.....	6-9	1	26	77	2.96
4. Bryant Dunston, Fordham.....	6-8	2	61	143	2.34
5. Steven Hill, Arkansas.....	7-0	2	62	145	2.34
6. Sean Williams, Boston College.....	6-10	2	54	118	2.19
7. D.J. White, Indiana.....	6-9	2	34	71	2.09
8. Arturo Dubois, Manhattan.....	6-8	2	60	123	2.05
9. Randall Hanke, Providence.....	6-10	2	57	107	1.88
10. Jason Smith, Colorado St.....	7-0	2	57	102	1.79

**MOST STEALS PER GAME**

<b>Seniors (Min. 120 Stls.)</b>					
	Ht.	Yrs.	G	Stl.	Avg.
1. Ibrahim Jaaber, Penn.....	6-2	3	83	213	2.57
2. Jamon Gordon, Virginia Tech.....	6-3	3	83	196	2.36
3. D.J. Thompson, Appalachian St.....	5-8	3	90	208	2.31
4. Quinton Day, Southern California & UMKC.....	6-1	3	57	128	2.25
5. Vernon Hamilton, Clemson.....	6-0	3	91	201	2.21
6. Carl Elliott, George Washington.....	6-4	3	90	198	2.20
7. Ricky Hickman, UNC Greensboro.....	6-3	3	86	185	2.15
8. Sonny Troutman, Ohio.....	6-5	3	86	177	2.06
9. Zabian Dowdell, Virginia Tech.....	6-3	3	88	170	1.93
10. Brian Fisk, Lipscomb.....	6-2	3	88	169	1.92

<b>Juniors (Min. 70 Stls.)</b>					
	Ht.	Yrs.	G	Stl.	Avg.
1. Sundiata Gaines, Georgia.....	6-1	2	57	126	2.21
2. Kojo Mensah, Siena.....	6-1	2	40	88	2.20
3. Courtney Lee, Western Ky.....	6-5	2	61	132	2.16
4. Charlie White, Jackson St.....	5-11	2	61	128	2.10
5. Gabriel Pruitt, Southern California.....	6-4	2	54	111	2.06
6. Corey Johnson, Navy.....	6-1	2	47	90	1.91
7. Drew Gibson, Wofford.....	6-2	2	57	108	1.89
8. Jeff Xavier, Manhattan.....	6-0	2	60	112	1.87
9. Jeremy Fears, Ohio.....	6-4	2	51	95	1.86
10. Richard Roby, Colorado.....	6-6	2	60	110	1.83

**2006 Division II Individual Leaders**



*Last season Tayron Thomas of Philadelphia University averaged 29 points a game to lead Division II in scoring.*

**Points Per Game**

Rk.	Name, School	Cl.	G	FGM	3FG	FT	Pts.	Avg.
1.	Tayron Thomas, Philadelphia U.....	Sr.	31	298	42	260	898	29.0
2.	Walt Baxley, Mars Hill.....	Sr.	28	234	81	233	782	27.9
3.	Michael Ford, West Ga.....	Sr.	23	180	71	135	566	24.6
4.	Bradd Wierzbicki, Queens (N.Y.).....	Jr.	28	234	59	162	689	24.6
5.	Tyrone Anderson, Concord.....	Jr.	27	238	45	118	639	23.7
6.	Armand Ivory, West Va. Tech.....	Jr.	27	216	23	163	618	22.9
7.	Taurean Temple, Wilmington (Del.) ..	So.	26	205	25	151	586	22.5
8.	Raymond McKeithan, Glenville St.....	Sr.	29	209	62	167	647	22.3
9.	Austin Smylie, BYU-Hawaii.....	Sr.	25	198	28	131	555	22.2
10.	Antonio Fitzgerald, St. Augustine's.....	Jr.	22	158	58	114	488	22.2

Rk.	Name, School	Cl.	G	FGM	3FG	FT	Pts.	Avg.
11.	Eddie Peterson, Indiana (Pa.).....	Sr.	28	215	70	118	618	22.1
12.	Clayton Barker, NJIT.....	Jr.	26	192	67	119	570	21.9
13.	Cameron Munoz, Mont. St.-Billings ..	Sr.	28	190	147	84	611	21.8
14.	Kevin Weybright, Christian Bros.....	So.	28	204	61	141	610	21.8
15.	Turner Trofholz, South Dakota.....	Sr.	30	247	8	148	650	21.7
16.	Jumaane Sorrels, Dist. Columbia.....	Sr.	23	157	69	114	497	21.6
17.	Shane Maynard, West Liberty St.....	So.	29	229	56	112	626	21.6
18.	Ryan Diggs, Western Wash.....	Sr.	29	198	51	178	625	21.6
19.	Michael Hicks, Central Mo. St.....	Sr.	32	192	116	187	687	21.5
20.	Corey Love, Bluefield St.....	Jr.	28	246	0	109	601	21.5
21.	Terrance Bradley, Wheeling Jesuit ..	Sr.	28	199	77	121	596	21.3
22.	Kemmy Burgess, Alas. Anchorage ..	Sr.	31	217	95	125	654	21.1
23.	Derrick Allen, Clark Atlanta.....	Jr.	28	209	43	127	588	21.0
24.	Stacey Moragne, Mass.-Lowell.....	Sr.	31	243	54	110	650	21.0
25.	Daniel Terrell, Bloomfield.....	Sr.	31	221	115	92	649	20.9
26.	Bruce Hall, Kutztown.....	Sr.	28	205	46	129	585	20.9
27.	John Huggins, American Int'l.....	Sr.	27	198	83	85	564	20.9
28.	Luke Anderson, Minn. St. Mankato ..	Jr.	31	230	77	107	644	20.8
29.	Lawrence Baker, Indiana (Pa.).....	Sr.	28	224	59	73	580	20.7
30.	Lance Den Boer, Central Wash.....	Jr.	28	176	71	155	578	20.6
31.	Jasper Johnson, Delta St.....	Sr.	32	251	53	105	660	20.6
32.	Grant Dykstra, Western Wash.....	Sr.	30	212	101	93	618	20.6
33.	Mike Crain, Valdosta St.....	Jr.	28	201	73	100	575	20.5
34.	Noe Alonzo, Grand Canyon.....	Sr.	27	168	68	149	553	20.5
35.	Chris Reaves, Chaminade.....	Sr.	28	192	56	133	573	20.5
36.	Brian Stamer, Colo. Christian.....	So.	27	217	19	99	552	20.4
37.	Greg Volcy, Northern Mich.....	Jr.	28	206	43	117	572	20.4
38.	John Williams, Bryant.....	Sr.	31	201	115	111	628	20.3
39.	Adrian Comer, Lane.....	So.	28	194	57	120	565	20.2
40.	Nicholas King, St. Augustine's.....	Jr.	26	163	82	115	523	20.1
41.	Jim Moore, St. Anselm.....	Sr.	32	200	25	218	643	20.1
42.	Patrick Hannaway, UC-Colo. Spgs. ..	Jr.	27	181	24	156	542	20.1
43.	Anthony Lee, Concordia (N.Y.).....	Sr.	26	191	43	94	519	20.0
44.	Lonnie Smith, Harding.....	Sr.	27	172	72	120	536	19.9
45.	Jontae Vinson, Cal St. L.A.....	So.	26	187	0	140	514	19.8
46.	Prince Jackson, Dominican (N.Y.).....	Jr.	28	204	36	107	551	19.7
47.	Greg Testa, Millersville.....	Jr.	27	179	73	100	531	19.7
48.	DeMario Grier, Pfeiffer.....	Sr.	29	165	52	188	570	19.7
49.	Chuck Davis, Shippensburg.....	Jr.	31	212	64	117	605	19.5
50.	Jason Smith, Ala.-Huntsville.....	Jr.	30	171	87	156	585	19.5

Photo from Philadelphia University sports information

## Field-Goal Percentage

### Min. 5 FGM/G

Rk	Name, School	Cl.	G	FGM	FGA	FG%
1.	Chris Gilliam, Pitt.-Johnstown	So.	27	199	290	68.6
2.	Rone Smith, Arkansas Tech	Sr.	27	155	230	67.4
3.	Anthony Brown, Central Okla.	Jr.	30	220	330	66.7
4.	Tyler MacMullen, Western Wash.	Sr.	28	169	261	64.8
5.	Shaun Bertin, Queens (N.Y.)	Sr.	29	203	322	63.0
6.	Austin Smylie, BYU-Hawaii	Sr.	25	198	317	62.5
7.	Corey Love, Bluefield St.	Jr.	28	246	394	62.4
8.	Charles Clark, Johnson C. Smith	Sr.	31	220	353	62.3
9.	Boris Elisabeth-Mesnager, California (Pa.)	Sr.	27	167	268	62.3
10.	Raheim Lowery, Dowling	Jr.	27	175	282	62.1
11.	Chris Thompson, Southern Ind.	Sr.	34	242	391	61.9
12.	Callistus Eziukwu, Grand Valley St.	So.	31	161	262	61.5
13.	Jeff Holmes, Bentley	Jr.	29	147	244	60.2
14.	Justin Brown, Ashland	Sr.	29	168	279	60.2
15.	Dan Welch, Holy Family	Sr.	31	184	306	60.1
16.	Patrick Culver, West Tex. A&M	Sr.	25	125	208	60.1
17.	Kenny Jones, Kentucky St.	So.	29	171	285	60.0
18.	Tahiem Stewart, Dominican (N.Y.)	Sr.	30	187	315	59.4
19.	Craig Williams, Erskine	Jr.	28	168	283	59.4
20.	Jordan Roth, Quincy	Sr.	32	185	312	59.3
21.	John Smith, Winona St.	So.	36	233	396	58.8
22.	Brandon Butler, Regis (Colo.)	Jr.	27	141	240	58.8
23.	Jeffrey McDaniel, Seattle	Sr.	27	135	231	58.4
24.	Moritz Wohlers, Mont. St.-Billings	Sr.	28	185	317	58.4
25.	Turner Trofholz, South Dakota	Sr.	30	247	424	58.3
26.	A.J. Gordon, North Ala.	Sr.	28	197	339	58.1
27.	Eric Babers, Southeastern Okla.	Jr.	28	177	306	57.8
28.	Mike Rosario, Bridgeport	Sr.	34	177	308	57.5
29.	Stanley Ratcliff, Western Ore.	So.	25	131	229	57.2
30.	Jeremy Mayweather, GC&SU	Sr.	31	176	308	57.1
	Antonio Shaw, West Ga.	Sr.	29	168	294	57.1

## Three-Point Field Goals Per Game

Rk	Name, School	Cl.	G	3FG	3PGA	3FG%
1.	Cameron Munoz, Mont. St.-Billings	Sr.	28	147	5.3	
2.	Jared Hembree, West Ala.	Jr.	27	112	4.1	
3.	Rich Davis, Grand Canyon	Jr.	27	107	4.0	
4.	Ryan McCarthy, Northwest Nazarene	Sr.	27	102	3.8	
5.	Daniel Terrell, Bloomfield	Sr.	31	115	3.7	
	John Williams, Bryant	Sr.	31	115	3.7	
7.	Michael Hicks, Central Mo. St.	Sr.	32	116	3.6	
8.	Jason Emerson, Pfeiffer	So.	29	101	3.5	
9.	Grant Dykstra, Western Wash.	Sr.	30	101	3.4	
10.	Matt Cahill, St. Anselm	Sr.	32	105	3.3	
11.	P.J. Schumacher, North Greenville	Jr.	30	98	3.3	
12.	Derrick Bell, Alderson-Broaddus	Sr.	31	100	3.2	
13.	Buddy Windy Boy, Mont. St.-Billings	Sr.	28	89	3.2	
14.	Nicholas King, St. Augustine's	Jr.	26	82	3.2	
15.	Brandon Moore, West Va. Tech	Jr.	24	75	3.1	
16.	Aaron Dugger, Lees-McRae	Sr.	28	87	3.1	
	Dave Hoopes, Mansfield	Sr.	28	87	3.1	
18.	Michael Ford, West Ga.	Sr.	23	71	3.1	
19.	John Huggins, American Int'l.	Sr.	27	83	3.1	
20.	Kemmy Burgess, Alas. Anchorage	Sr.	31	95	3.1	
21.	Robert Siwo, Charleston (W.V.)	Sr.	29	88	3.0	
22.	E.J. Murray, Florida Tech	So.	28	84	3.0	
	Jumaane Sorrels, Dist. Columbia	Sr.	23	69	3.0	
24.	Matt Scott, Augusta St.	Fr.	28	83	3.0	
25.	Jason Smith, Ala.-Huntsville	Jr.	30	87	2.9	
26.	Matt Fletcher, Southwest Minn. St.	So.	29	84	2.9	
27.	Walt Baxley, Mars Hill	Sr.	28	81	2.9	
	Jason Stampley, Southeastern Okla.	Jr.	28	81	2.9	
29.	Jason Jemison, Southwest Baptist	Jr.	32	92	2.9	
30.	Ricky Yahn, Wheeling Jesuit	Jr.	30	86	2.9	
31.	John Emerson, Minn. Duluth	Sr.	29	83	2.9	
32.	Raul Mercedes, C.W. Post	Jr.	28	80	2.9	
	Will Washington, Northern Mich.	Jr.	28	80	2.9	

## Three-Point Field-Goal Percentage

### Minimum 2.5 made per game

Rk	Name, School	Cl.	G	3FG	3FGA	3FG%
1.	Rich Davis, Grand Canyon	Jr.	27	107	210	51.0
2.	Eric Boyce, BYU-Hawaii	Jr.	25	70	144	48.6
3.	Jonathan Boyd, Cal Poly Pomona	Sr.	27	75	155	48.4
4.	Matt Fletcher, Southwest Minn. St.	So.	29	84	175	48.0

Rk	Name, School	Cl.	G	3FG	3FGA	3FG%
5.	Mike Dunn, Philadelphia U.	Fr.	30	85	179	47.5
6.	Noe Alonzo, Grand Canyon	Sr.	27	68	150	45.3
7.	David Dreas, St. Cloud St.	So.	31	83	184	45.1
8.	Kemmy Burgess, Alas. Anchorage	Sr.	31	95	211	45.0
9.	Brandon Moore, West Va. Tech	Jr.	24	75	167	44.9
10.	John Williams, Bryant	Sr.	31	115	257	44.7
11.	Lance Den Boer, Central Wash.	Jr.	28	71	160	44.4
12.	Jason Emerson, Pfeiffer	So.	29	101	230	43.9
13.	Ricky Yahn, Wheeling Jesuit	Jr.	30	86	196	43.9
14.	Thomas Hawkins, Bowie St.	Sr.	30	82	187	43.9
15.	Grant Dykstra, Western Wash.	Sr.	30	101	231	43.7
16.	Cameron Munoz, Mont. St.-Billings	Sr.	28	147	338	43.5
17.	John Emerson, Minn. Duluth	Sr.	29	83	191	43.5
18.	Dustin Bremerman, Seattle Pacific	Jr.	32	88	203	43.3
19.	Chad Myers, Shepherd	Sr.	27	68	157	43.3
20.	Nicholas King, St. Augustine's	Jr.	26	82	190	43.2
21.	Curtis Williams, Cal St. San B'dino	Sr.	26	73	170	42.9
22.	Derrick Bell, Alderson-Broaddus	Sr.	31	100	233	42.9
23.	Milton Nance, North Ala.	Jr.	28	74	173	42.8
24.	David Zellmann, Winona St.	Sr.	36	98	230	42.6
25.	Mike Crain, Valdosta St.	Jr.	28	73	172	42.4
26.	Dave Hoopes, Mansfield	Sr.	28	87	206	42.2
27.	Jamaal Galloway, Armstrong Atlantic	So.	31	84	199	42.2
28.	Jason Smith, Ala.-Huntsville	Jr.	30	87	207	42.0
29.	Tim Bieri, Fort Lewis	Jr.	27	68	163	41.7
30.	Eddie Peterson, Indiana (Pa.)	Sr.	28	70	168	41.7

## Free-Throw Percentage

### Minimum 2.5 made per game

Rk	Name, School	Cl.	G	FT	FTA	FT%
1.	Marcus Martinez, Cal St. Stanislaus	Jr.	27	75	80	93.8
2.	Lance Den Boer, Central Wash.	Jr.	28	155	167	92.8
3.	Cory Coe, Hillsdale	Sr.	28	104	114	91.2
4.	Justin Griffin, Hawaii-Hilo	Sr.	25	133	147	90.5
5.	E.J. Murray, Florida Tech	So.	28	74	82	90.2
6.	Zach Green, Alderson-Broaddus	So.	30	108	120	90.0
7.	Bernard Seals, Seattle	Sr.	23	88	99	88.9
8.	Joey Ryan, Augustana (S.D.)	Jr.	28	70	79	88.6
9.	David Dreas, St. Cloud St.	So.	31	113	128	88.3
10.	Adrian Comer, Lane	So.	28	120	136	88.2
11.	John Williams, Bryant	Sr.	31	111	126	88.1
	Chad Miller, Oakland City	Jr.	29	74	84	88.1
13.	Terrance Vaughns, Clarion	Sr.	26	103	117	88.0
14.	B.J. Robertson, St. Michael's	Sr.	27	93	106	87.7
15.	Eddie Peterson, Indiana (Pa.)	Sr.	28	118	135	87.4
16.	James Cage, Lynn	Sr.	23	68	78	87.2
17.	Jason Smith, Ala.-Huntsville	Jr.	30	156	179	87.2
18.	Michael Hicks, Central Mo. St.	Sr.	32	187	215	87.0
19.	Michael Bahl, Metro St.	Jr.	31	93	107	86.9
20.	Kemmy Burgess, Alas. Anchorage	Sr.	31	125	144	86.8
21.	Jasper Johnson, Delta St.	Sr.	32	105	121	86.8
22.	Jason Stromvall, Grand Canyon	Jr.	27	73	85	85.9
23.	Cory Green, Southern Ark.	So.	26	79	92	85.9
24.	Dustin Bremerman, Seattle Pacific	Jr.	32	109	127	85.8
25.	David Lunn, St. Edward's	Sr.	30	139	162	85.8
26.	Neal Wellington, Pace	Sr.	28	120	140	85.7
	Herman Burge, Valdosta St.	Jr.	28	84	98	85.7
28.	Maurice Thomas, West Fla.	Jr.	24	71	83	85.5
29.	William Belton, Morehouse	Jr.	28	81	95	85.3
30.	Miguel Gonzalez, Southern N.H.	Sr.	29	150	176	85.2
31.	Ryan Diggs, Western Wash.	Sr.	29	178	209	85.2

## Rebounds Per Game

Rk	Name, School	Cl.	G	Reb.	Avg.
1.	Raheim Lowery, Dowling	Jr.	27	342	12.7
2.	John Sullivan, New Haven	Sr.	28	329	11.8
3.	Aurimas Truskauskas, Gannon	Jr.	27	314	11.6
4.	Steve Raquet, Colorado St.-Pueblo	Sr.	27	313	11.6
5.	Vincent Falzone, Molloy	So.	25	269	10.8
6.	Samario Clancy, Alderson-Broaddus	So.	31	319	10.3
7.	John Smith, Winona St.	So.	36	366	10.2
8.	Sheldon Edwards, Lynn	Sr.	28	278	9.9
9.	Justin Brown, Ashland	Sr.	29	286	9.9
10.	Darren Stackhouse, Shepherd	Sr.	28	276	9.9
11.	Turner Trofholz, South Dakota	Sr.	30	295	9.8
12.	Christian Burns, Philadelphia U.	Jr.	28	275	9.8
13.	Eric Dawson, Midwestern St.	Jr.	27	264	9.8
14.	Mike Rosario, Bridgeport	Sr.	34	332	9.8



Rk.	Name, School	Cl.	G	Reb.	Avg.
	Chris Thompson, Southern Ind.....	Sr.	34	332	9.8
16.	Kevin Johnson, Humboldt St.....	Jr.	27	263	9.7
17.	Robert Franklin, N.M. Highlands.....	Sr.	23	224	9.7
18.	Jon Rogers, Valdosta St.....	Sr.	28	271	9.7
19.	Daren Tielsch, Edinboro.....	Sr.	31	296	9.5
20.	Shelby Chaney, Gannon.....	Jr.	25	236	9.4
21.	Ike Ohanson, Arkansas Tech.....	Sr.	27	253	9.4
	Jermain Stokes, NYIT.....	Jr.	27	253	9.4
23.	Andy Calmes, Truman.....	Jr.	29	269	9.3
24.	Billy McDaniel, Ark.-Monticello.....	Sr.	33	304	9.2
25.	P.J. Young, Southern N.H.....	Sr.	29	267	9.2
26.	Amonzo Ganitt, North Greenville.....	Jr.	30	276	9.2
27.	Shelton Powell, Bloomfield.....	Sr.	31	283	9.1
28.	Christopher Evans, Tampa.....	So.	27	244	9.0
29.	John Davis, Tarleton St.....	Jr.	33	298	9.0
30.	Brad Byerson, Virginia Union.....	So.	34	305	9.0
31.	Dusty Jura, Neb.-Kearney.....	Jr.	31	278	9.0

### Assists Per Game

Rk.	Name, School	Cl.	G	Ast.	Avg.
1.	Ryan Nelson, Grand Canyon.....	Sr.	27	263	9.7
2.	Carlin Hughes, Mont. St.-Billings.....	So.	28	269	9.6
3.	Mark Borders, Tampa.....	Sr.	28	250	8.9
4.	Sheldon Pace, Southwest Baptist.....	Sr.	32	265	8.3
5.	Zack Whiting, Chaminade.....	Jr.	27	220	8.1
6.	Ronnie Means, West Va. Tech.....	So.	26	200	7.7
7.	Christopher Dunn, West Virginia St.....	Sr.	34	241	7.1
8.	Tyler Ryerson, Mo. Southern St.....	So.	28	182	6.5
9.	Luke Cooper, Alas. Anchorage.....	So.	31	199	6.4
10.	Karim Telfer, Augusta St.....	Sr.	28	177	6.3
11.	Marcus Cliff, Northwest Nazarene.....	Jr.	27	170	6.3
12.	Bruce Royal, St. Paul's.....	Fr.	27	168	6.2
13.	Maurice Bryant, Kutztown.....	Jr.	28	170	6.1
14.	Michael Mooney, Mollooy.....	Sr.	28	168	6.0
15.	Kent McBride, Concord.....	Sr.	28	167	6.0
16.	Troy Johnson, Colo. Christian.....	Sr.	23	137	6.0
17.	Dennis Springs, Ferris St.....	Sr.	31	178	5.7
18.	Kevin Murphy, West Ala.....	Sr.	26	149	5.7
19.	John Baiano, Southern N.H.....	Sr.	29	166	5.7
20.	Chris Kraus, Stonehill.....	Sr.	34	191	5.6
21.	Justin Dick, Assumption.....	Fr.	23	129	5.6
22.	Neal Wellington, Pace.....	Sr.	28	157	5.6
23.	Kris Krzyminski, Wayne St. (Mich.).....	Jr.	25	140	5.6
24.	Kevin Tyner, Western Ore.....	Sr.	27	150	5.6
25.	Travis DeGroot, Delta St.....	Sr.	32	175	5.5
26.	Justin Argenal, Cal St. Chico.....	Fr.	27	147	5.4
27.	Ryan Saunders, Barry.....	Jr.	30	163	5.4
28.	Jonathan Schmidt, C.W. Post.....	Fr.	28	150	5.4
	Donald Sexton, Tusculum.....	Sr.	28	150	5.4
30.	Sean Seaman, Minn. Duluth.....	Sr.	26	138	5.3
31.	Dustin Pfeifer, Findlay.....	Sr.	30	159	5.3

### Blocked Shots Per Game

Rk.	Name, School	Cl.	G	Blk.	Avg.
1.	Bryan Grier, Wingate.....	So.	31	151	4.9
2.	John Smith, Winona St.....	So.	36	127	3.5
3.	Robert Strickland, Charleston (W.V.).....	So.	29	88	3.0
4.	Kobby Acquah, Clark Atlanta.....	Jr.	28	80	2.9
5.	Jon Rogers, Valdosta St.....	Sr.	28	78	2.8

Rk.	Name, School	Cl.	G	Blk.	Avg.
6.	Chad Eichelberger, St. Andrews.....	Sr.	22	61	2.8
7.	Eric Dawson, Midwestern St.....	Jr.	27	74	2.7
	Kyle Goldcamp, Pitt.-Johnstown.....	Fr.	27	74	2.7
9.	Patrick Culver, West Tex. A&M.....	Sr.	25	67	2.7
10.	Channon Easley, East Stroudsburg.....	So.	21	55	2.6
11.	Ricky Volcy, Northern Mich.....	Jr.	28	71	2.5
12.	Chris Whitfield, Minn. St. Mankato.....	Sr.	31	78	2.5
13.	Marlon Pierre, Ohio Valley.....	Sr.	28	69	2.5
14.	Callistus Eziukwu, Grand Valley St.....	So.	31	74	2.4
15.	Trevon Bryant, Cal St. Dom. Hills.....	Jr.	22	52	2.4
16.	Mike Rosario, Bridgeport.....	Sr.	34	76	2.2
17.	Christian Burns, Philadelphia U.....	Jr.	28	61	2.2
18.	Michael Pierrot, Felician.....	Jr.	27	58	2.1
19.	Ryan Mclemore, Edinboro.....	So.	29	61	2.1
20.	Frans Steyn, Southwest Baptist.....	Sr.	32	67	2.1
21.	Dominique Curry, Cheyney.....	Fr.	27	56	2.1
22.	Robert Dotson, LeMoyne-Owen.....	So.	28	58	2.1
23.	Jeff Daisley, Mercyhurst.....	Sr.	27	55	2.0
24.	Edward Morris, Pittsburg St.....	Jr.	28	57	2.0
25.	Chris Wooldridge, Catawba.....	Jr.	30	60	2.0
26.	Robbie Will, Seattle Pacific.....	So.	32	63	2.0
27.	Dedric Spooner, Henderson St.....	Sr.	24	47	2.0
28.	Ian Adams, East Central.....	Fr.	27	51	1.9
	Mauricio Branwell, Salem Int'l.....	Sr.	27	51	1.9
30.	Cedrick Kalombo, Clayton St.....	Jr.	28	52	1.9
31.	Tim Bieri, Fort Lewis.....	Jr.	27	50	1.9

### Steals Per Game

Rk.	Name, School	Cl.	G	Stl.	Avg.
1.	Drew Williamson, Metro St.....	Sr.	31	114	3.7
2.	Shaun McKie, Salem Int'l.....	Jr.	27	94	3.5
3.	Raymond Shaw, West Ala.....	Jr.	26	83	3.2
4.	Ryan Belcher, SIU Edwardsville.....	Sr.	33	101	3.1
5.	Jeremy Byrd, S.C. Upstate.....	So.	30	90	3.0
6.	Dustin Pfeifer, Findlay.....	Sr.	30	89	3.0
7.	Rickey Gibson, Stillman.....	Sr.	31	90	2.9
8.	James Barbee, Lees-McRae.....	Fr.	29	84	2.9
9.	Eddie Peterson, Indiana (Pa.).....	Sr.	28	81	2.9
10.	Andrew Smith, Lynn.....	Jr.	29	81	2.8
11.	Andy Kubinski, Mercyhurst.....	Sr.	27	75	2.8
12.	Brandon Childs, Morehouse.....	Sr.	27	74	2.7
	Joel Stallworth, Cal St. Stanislaus.....	Sr.	27	74	2.7
14.	Andre Dabney, Bloomfield.....	Jr.	31	83	2.7
15.	Eddie Moss, Okla. Panhandle.....	Sr.	25	66	2.6
16.	Anthony Atkinson, Barton.....	Jr.	32	84	2.6
17.	Eric Dawson, Midwestern St.....	Jr.	27	70	2.6
18.	Dureyea Garnett, West Va. Wesleyan.....	So.	30	77	2.6
19.	Blake Strouth, Minn. St. Moorhead.....	So.	28	71	2.5
20.	Jonte Flowers, Winona St.....	So.	34	86	2.5
21.	Melvin Credde, Mount Olive.....	Sr.	31	78	2.5
22.	Shane Maynard, West Liberty St.....	So.	29	71	2.4
23.	Justin Argenal, Cal St. Chico.....	Fr.	27	66	2.4
24.	Greg Testa, Millersville.....	Jr.	27	65	2.4
25.	Jasper Johnson, Delta St.....	Sr.	32	76	2.4
26.	Mark Borders, Tampa.....	Sr.	28	66	2.4
27.	Tim Bieri, Fort Lewis.....	Jr.	27	63	2.3
	Zach Chandler, Newberry.....	Jr.	27	63	2.3
29.	Ryan Nelson, Grand Canyon.....	Sr.	27	62	2.3
30.	Christopher Dunn, West Virginia St.....	Sr.	34	78	2.3
31.	Jamal Cooke, Southern Conn. St.....	Jr.	25	57	2.3
32.	Allegrie Guinn, Winston-Salem.....	Sr.	29	66	2.3



# 2006 Division II Individual Game Highs

## Points

Rk.	Name, School	Cl.	Opponent	Date	Pts.
1.	Tayron Thomas, Philadelphia U.	Sr.	Presbyterian	11/13/2006	53
2.	Andre Dabney, Bloomfield.....	Jr.	Dominican (N.Y.)	2/9/2006	50
3.	Michael Ford, West Ga. ....	Sr.	North Ala.	1/23/2005	49
4.	Ryan Diggs, Western Wash. ....	Sr.	Humboldt St.	3/10/2006	47
5.	Clayton Barker, NJIT .....	Jr.	Post	2/25/2006	45
	Carlin Hughes, Mont. St.-Billings .....	So.	St. Edward's	1/28/2006	45
7.	Taurean Temple, Wilmington (Del.) .....	So.	Dominican (N.Y.)	2/25/2006	44
	Bradd Wierzbicki, Queens (N.Y.).....	Jr.	Dowling	1/26/2006	44
	Terrance Bradley, Wheeling Jesuit .....	Sr.	West Liberty St.	11/30/2005	44
10.	Jim Moore, St. Anselm.....	Sr.	St. Rose	2/18/2006	43
	Jason Smith, Ala.-Huntsville .....	Jr.	West Ga.	1/21/2006	43

## Field-Goal Percentage

### Minimum 10 made

Rk.	Name, School	Cl.	Opponent	Date	FGM	FGA	FG%
1.	Katrice McNeill, Southern Conn. St.....	Jr.	Merrimack	2/4/2006	12	12	100.0
	Raheim Lowery, Dowling .....	Jr.	Adelphi	2/14/2006	10	10	100.0
	Josh Doyle, North Dakota .....	So.	Upper Iowa	2/4/2006	10	10	100.0
	John Smith, Winona St.Soc.	North Central (Minn.)	1/24/2006	10	10	100.0	
	Ben Howlett, West Liberty St. ....	Fr.	Ohio-Eastern	11/29/2005	10	10	100.0
6.	Justin Brown, Ashland ..	Sr.	West Va. Wesleyan	11/26/2005	12	13	92.3
7.	Travis DeGroot, Delta St. ....	Sr.	Ala.-Huntsville	3/4/2006	11	12	91.7
	Tyler MacMullen, Western Wash. ....	Sr.	Seattle Pacific	2/16/2006	11	12	91.7
	Darlington Okerulu, St. Anselm .....	Sr.	Bloomfield	12/29/2005	11	12	91.7
	Turner Trofholz, South Dakota.....	Sr.	Briar Cliff	12/16/2005	11	12	91.7
	Kevin Weybright, Christian Bros. ....	So.	Crichton	12/7/2005	11	12	91.7
	Sam Carey, Southern N.H. ....	So.	Bloomfield	11/18/2005	11	12	91.7
	Jeffrey Ferguson, Wayne St. (Mich.) ....	Jr.	West Virginia St.	11/15/2005	11	12	91.7

## Three-Point Field Goals Made

Rk.	Name, School	Cl.	Opponent	Date	3FG
1.	Cameron Munoz, Mont. St.-Billings.....	Sr.	Johnson & Wales (Colo.)	11/21/2005	11
2.	Jared Hembree, West Ala.....	Jr.	West Ga.	1/16/2006	10
	Bryce Caldwell, Wayne St. (Neb.) .....	So.	St. Cloud St.	1/2/2006	10
	Nate Newell, Ark.-Monticello.....	Jr.	Northern Mich.	12/30/2005	10
	James Sorrentine, St. Michael's ..	So.	Pace	12/10/2005	10
	Ryan Walker, Quincy .....	Jr.	Drury	12/8/2005	10
	Mike Dunn, Philadelphia U. ....	Fr.	Post	12/3/2005	10
8.	Dustin Pfeifer, Findlay.....	Sr.	Hillsdale	2/28/2006	9
	Josh Doyle, North Dakota .....	So.	Upper Iowa	2/4/2006	9
	Daniel Terrell, Bloomfield .....	Sr.	Post	1/10/2006	9
	Daniel Terrell, Bloomfield .....	Sr.	Nyack	1/7/2006	9
	Ryan McCarthy, Northwest Nazarene .....	Sr.	Seattle Pacific	12/31/2005	9
	Buddy Windy Boy, Mont. St.-Billings.....	Sr.	Minot St.	11/26/2005	9

## Three-Point Field-Goal Percentage

### Minimum 8 made

Rk.	Name, School	Cl.	Opponent	Date	3FG	3FGA	3FG%
1.	Josh Doyle, North Dakota .....	So.	Upper Iowa	2/4/2006	9	9	100.0
	Jason Smith, Ala.-Huntsville .....	Jr.	West Fla.	1/14/2006	7	7	100.0
3.	Jared Hembree, West Ala. ....	Jr.	West Ga.	1/16/2006	10	11	90.9
4.	Robert Hicks,						

Rk.	Name, School	Cl.	Opponent	Date	3FG	3FGA	3FG%
	Central Wash.....	Sr.	Humboldt St.	1/26/2006	8	9	88.9
	Levi Winters, Philadelphia U. ....	So.	Wilmington (Del.)	12/8/2005	8	9	88.9
6.	Domanique Pennix, Cal St. Stanislaus.....	Jr.	Sonoma St.	2/24/2006	7	8	87.5
	Marcus Martinez, Cal St. Stanislaus.....	Jr.	Cal St. Chico	12/7/2005	7	8	87.5
8.	Bryce Caldwell, Wayne St. (Neb.) ....	So.	St. Cloud St.	1/2/2006	10	12	83.3
9.	Bryant Lassiter, NYIT .....	Fr.	Queens (N.Y.)	2/16/2006	8	10	80.0
	Jason Smith, Ala.-Huntsville .....	Jr.	West Ga.	1/21/2006	8	10	80.0
	Marcus Bright, Tampa .....	Sr.	Southeastern (Fla.)	12/19/2005	8	10	80.0
	Nate Newell, Ark.-Monticello .....	Jr.	Philander Smith	12/7/2005	8	10	80.0
	Brent Campbell, Bowie St.....	Sr.	Dowling	11/19/2005	8	10	80.0

## Free-Throw Percentage

### Minimum 12 made

Rk.	Name, School	Cl.	Opponent	Date	FT	FTA	FT%
1.	Jim Moore, St. Anselm ..	Sr.	St. Rose	2/18/2006	26	26	100.0
	Ryan Diggs, Western Wash. ....	Sr.	Sonoma St.	11/25/2005	19	19	100.0
	Antonio Fitzgerald, St. Augustine's .....	Jr.	Bowie St.	12/3/2005	18	18	100.0
	Luke Payne, S.C. Upstate.....	So.	Augusta St.	1/21/2006	17	17	100.0
	Ryan Diggs, Western Wash. ....	Sr.	Humboldt St.	3/10/2006	16	16	100.0
	Tayron Thomas, Philadelphia U. ....	Sr.	Post	1/28/2006	16	16	100.0
	Mjumbe Williams, Ark.-Monticello.....	Fr.	Henderson St.	1/7/2006	16	16	100.0
	Andy Bocian, Cal St. Chico .....	So.	Cal St. L.A.	3/4/2006	14	14	100.0
	Andre Muse, Quincy ....	So.	Rochester	2/25/2006	14	14	100.0
	Kelvin Burnes, Lincoln Memorial .....	Fr.	West Ala.	1/14/2006	14	14	100.0
	Walt Baxley, Mars Hill..	Sr.	S.C. Upstate	12/10/2005	14	14	100.0
	Denarryl Rice, Arkansas Tech .....	Jr.	Lincoln (Mo.)	11/25/2005	14	14	100.0
	David Dreas, St. Cloud St.....	So.	Upper Iowa	11/15/2005	14	14	100.0
	J.B. Jones, SIU Edwardsville .....	So.	Northern Ky.	3/3/2006	13	13	100.0
	Jason Thomas, East Central .....	Jr.	Central Okla.	2/25/2006	13	13	100.0
	Travis Krense, Southwest Minn. St. ..	So.	Concordia-St. Paul	1/13/2006	13	13	100.0
	B.J. Robertson, St. Michael's .....	Sr.	Southern N.H.	1/10/2006	13	13	100.0
	Grant Assink, Central Wash. ....	Jr.	Seattle Pacific	3/10/2006	12	12	100.0
	Vahn Knight, Ashland ..	Jr.	Mercyhurst	2/28/2006	12	12	100.0
	Lawrence Baker, Indiana (Pa.) .....	Sr.	Edinboro	2/15/2006	12	12	100.0
	Eric Cangelosi, Phila. Sciences .....	Jr.	Nyack	2/9/2006	12	12	100.0
	Brad Ferstenou, Wis.-Parkside.....	So.	Ky. Wesleyan	2/9/2006	12	12	100.0
	Manuel Perez, Caldwell	So.	Post	2/9/2006	12	12	100.0
	Daniel Terrell, Bloomfield	Sr.	Dominican (N.Y.)	2/9/2006	12	12	100.0
	Dale Parsons, Fla. Southern .....	Sr.	Tampa	2/1/2006	12	12	100.0
	Neal Wellington, Pace .....	Sr.	Merrimack	1/28/2006	12	12	100.0
	P.J. Young, Southern N.H. ....	Sr.	Assumption	1/28/2006	12	12	100.0
	Michael Pierce, Coker .....	Sr.	Anderson (S.C.)	1/26/2006	12	12	100.0
	Travis Fridrich, Northwest Nazarene	Sr.	Western Ore.	1/7/2006	12	12	100.0
	Troy Johnson, Colo. Christian.....	Sr.	UC-Colo. Spgs.	1/5/2006	12	12	100.0
	Jason Smith, Ala.-Huntsville.....	Jr.	North Ala.	1/28/2005	12	12	100.0

**Rebounds**

Rk.	Name, School	Cl.	Opponent	Date	Reb.
1.	Raheim Lowery, Dowling	Jr.	C.W. Post	1/21/2006	28
2.	Mark Adams, Virginia St.	Sr.	Fla. Southern	11/19/2005	24
3.	Aaron Clark, GC&SU	So.	UNC Pembroke	1/4/2006	23
4.	Ricky Volcy, Northern Mich.	Jr.	Michigan Tech	2/25/2006	22
	Jeremy Atwater, Fort Hays St.	Sr.	Metro St.	2/18/2006	22
	Vincent Falzone, Molloy	So.	NYIT	2/14/2006	22
7.	John Sullivan, New Haven	Sr.	American Int'l	1/2/2006	21
8.	Billy McDaniel, Ark.-Monticello	Sr.	Montevallo	3/14/2006	20
	Stacy Pearson-Taylor, Bemidji St.	Sr.	Minn. St. Moorhead	3/1/2006	20
	Matt Siegle, St. Cloud St.	Sr.	Wayne St. (Neb.)	1/2/2006	20
	Aurimas Truskauskas, Gannon	Jr.	Penn St.-Beaver	11/15/2005	20

**Assists**

Rk.	Name, School	Cl.	Opponent	Date	Ast.
1.	Ryan Nelson, Grand Canyon	Sr.	Notre Dame de Namur	2/25/2006	20
2.	Ryan Nelson, Grand Canyon	Sr.	Chaminade	2/18/2006	17
	Sheldon Pace, Southwest Baptist	Sr.	Central Mo. St.	1/10/2006	17
4.	Carlin Hughes, Mont. St.-Billings	So.	Lincoln (Mo.)	2/4/2006	15
	Marcus Clift, Northwest Nazarene	Jr.	Willamette	12/10/2005	15
	Carlin Hughes, Mont. St.-Billings	So.	Rocky Mountain	12/8/2005	15
	E.J. Murray, Florida Tech	So.	Palm Beach Atl.	12/7/2005	15
	Carlin Hughes, Mont. St.-Billings	So.	Minot St.	11/26/2005	15
	Ronnie Means, West Va. Tech	So.	Ohio Southern	11/19/2005	15
10.	Carlin Hughes, Mont. St.-Billings	So.	St. Mary's (Tex.)	2/18/2006	14
	Sheldon Pace, Southwest Baptist	Sr.	Mo. Southern St.	2/1/2006	14
	Carlin Hughes, Mont. St.-Billings	So.	Lincoln (Mo.)	1/21/2006	14
	Mark Borders, Tampa	Sr.	Florida Tech	1/11/2006	14
	Luke Cooper, Alas. Anchorage	So.	St. Martin's	1/7/2006	14
	Marc Williams, Indiana (Pa.)	Sr.	Mansfield	1/7/2006	14
	Carlin Hughes, Mont. St.-Billings	So.	Tex. A&M-Kingsville	12/30/2005	14
	Troy Johnson, Colo. Christian	Sr.	Adams St.	12/16/2005	14
	Sean Seaman, Minn. Duluth	Sr.	Northern St.	12/10/2005	14
	Mark Borders, Tampa	Sr.	Palm Beach Atl.	12/2/2005	14

Rk.	Name, School	Cl.	Opponent	Date	Ast.
	Mark Borders, Tampa	Sr.	P.R.-Bayamon	11/26/2005	14
	Justin Dick, Assumption	Fr.	Bentley	11/19/2005	14

**Blocked Shots**

Rk.	Name, School	Cl.	Opponent	Date	Blk.
1.	Ian Adams, East Central	Fr.	Texas A&M Int'l	12/30/2005	10
2.	Bryan Grier, Wingate	So.	Presbyterian	2/8/2006	9
	Bryan Grier, Wingate	So.	Limestone	11/21/2005	9
4.	Ryan McLemore, Edinboro	So.	West Va. Wesleyan	11/15/2006	8
	Chris Whitfield, Minn. St. Mankato	Sr.	Neb.-Kearney	3/11/2006	8
	John Smith, Winona St.	So.	Southwest Minn. St.	2/17/2006	8
	Jeff Daisley, Mercyhurst	Sr.	Ferris St.	1/19/2006	8
	Christian Burns, Philadelphia U.	Jr.	NJIT	1/12/2006	8
	Ricky Volcy, Northern Mich.	Jr.	Wis.-Green Bay	12/29/2005	8
	Bryan Grier, Wingate	So.	Winston-Salem	11/17/2005	8

**Steals**

Rk.	Name, School	Cl.	Opponent	Date	Stl.
1.	Andy Kubinski, Mercyhurst	Sr.	Concordia (N.Y.)	12/30/2005	9
	Pierre Lacey, Davis & Elkins	Sr.	P.R.-Rio Piedras	12/28/2005	9
	Shaun McKie, Salem Int'l	Jr.	Ohio-Zanesville	12/16/2005	9
4.	Raymond Shaw, West Ala.	Jr.	Concordia-Selma	2/15/2006	8
	Eric Dawson, Midwestern St.	Jr.	Angelo St.	2/1/2006	8
	Brian Stamer, Colo. Christian	So.	Colorado St.-Pueblo	1/13/2006	8
	Matthew Reid, Cameron	Jr.	Midwestern St.	1/5/2006	8
	Ryan Belcher, SIU Edwardsville	Sr.	Saginaw Valley	12/31/2005	8
	Andrew Smith, Lynn	Jr.	Southern Conn. St.	12/20/2005	8
	Sheldon Pace, Southwest Baptist	Sr.	St. Mary's (Tex.)	12/19/2005	8
	Andre King-Holland, Eckerd	Jr.	P.R.-Rio Piedras	12/17/2005	8
	Kashif Russell, West Fla.	Sr.	Nova Southeastern	12/2/2005	8
	Allegrie Guinn, Winston-Salem	Sr.	Tusculum	11/22/2005	8
	John Baiano, Southern N.H.	Sr.	Concordia (N.Y.)	11/19/2005	8
	Mose Howard, Northwest Mo. St.	Jr.	Baker	11/19/2005	8

**2006 Division II Team Leaders**

**Won-Lost Percentage**

Rk.	School	W	L	Pct.
1.	Delta St.	30	2	93.8
2.	St. Joseph's (Ind.)	31	3	91.2
3.	Winona St.	32	4	88.9
4.	Virginia Union	30	4	88.2
5.	Barton	28	4	87.5
6.	Grand Valley St.	27	4	87.1
	Fort Hays St.	27	4	87.1
8.	Montevallo	29	5	85.3
9.	Southwest Baptist	27	5	84.4
	Adelphi	27	5	84.4
11.	Findlay	25	5	83.3
12.	Northern St.	27	6	81.8
13.	Seattle Pacific	26	6	81.3
14.	Tarleton St.	27	7	79.4
	West Virginia St.	27	7	79.4
	Stonehill	27	7	79.4
	Southern Ind.	27	7	79.4
18.	Mount Olive	25	7	78.1
19.	Pitt.-Johnstown	21	6	77.8
20.	Minn. St. Mankato	24	7	77.4
	Alderson-Broaddus	24	7	77.4
	Shippensburg	24	7	77.4
23.	Western Wash.	23	7	76.7
24.	Benedict	22	7	75.9
25.	SIU Edwardsville	25	8	75.8
26.	Central Mo. St.	24	8	75.0
	St. Anselm	24	8	75.0
	Rollins	24	8	75.0
	Clayton St.	21	7	75.0

**Scoring Offense**

Rk.	School	G	W-L	Pts.	Avg.
1.	West Liberty St.	29	21-8	2,841	98.0
2.	Mont. St.-Billings	28	20-8	2,600	92.9
3.	Grand Canyon	27	19-8	2,497	92.5
4.	Western Wash.	30	23-7	2,765	92.2
5.	Pfeiffer	29	18-11	2,663	91.8
6.	West Virginia St.	34	27-7	3,022	88.9
7.	Oakland City	29	18-11	2,572	88.7
8.	Concord	28	16-12	2,481	88.6
9.	Central Wash.	28	15-13	2,479	88.5
10.	Bloomfield	31	21-10	2,722	87.8
11.	Indiana (Pa.)	28	19-9	2,449	87.5
12.	North Ala.	29	18-11	2,535	87.4
13.	Catawba	30	22-8	2,615	87.2
14.	Mount Olive	32	25-7	2,770	86.6
15.	St. Augustine's	26	19-7	2,243	86.3
16.	Seattle Pacific	32	26-6	2,747	85.8
17.	St. Joseph's (Ind.)	34	31-3	2,883	84.8
18.	Humboldt St.	27	17-10	2,286	84.7
19.	Chaminade	28	19-9	2,365	84.5
20.	Northwest Nazarene	27	12-15	2,270	84.1
21.	Winona St.	36	32-4	3,011	83.6
22.	Valdosta St.	28	17-11	2,339	83.5
23.	Southern Ind.	34	27-7	2,830	83.2
24.	Cal St. Stanislaus	27	14-13	2,243	83.1
25.	Alas. Anchorage	31	19-12	2,572	83.0
26.	Alderson-Broaddus	31	24-7	2,545	82.1
27.	Emporia St.	31	18-13	2,534	81.7
28.	Salem Int'l	30	21-9	2,449	81.6
29.	Barton	32	28-4	2,612	81.6
30.	Wheeling Jesuit	30	21-9	2,440	81.3

**Scoring Defense**

Rk.	School	G	W-L	Pts.	Opp Avg.
1.	Adelphi	32	27-5	1,749	54.7
2.	Henderson St.	27	15-12	1,542	57.1
3.	Grand Valley St.	31	27-4	1,785	57.6
4.	Shippensburg	31	24-7	1,832	59.1
5.	Virginia Union	34	30-4	2,018	59.4
6.	Michigan Tech	28	14-14	1,664	59.4
7.	Benedict	29	22-7	1,750	60.3
8.	Tarleton St.	34	27-7	2,057	60.5
9.	Fort Hays St.	31	27-4	1,877	60.5
10.	Mesa St.	28	19-9	1,697	60.6
11.	SIU Edwardsville	33	25-8	2,010	60.9
12.	Central Ark.	28	18-10	1,707	61.0
13.	Findlay	30	25-5	1,835	61.2
14.	Barry	30	15-15	1,839	61.3
15.	Albany St. (Ga.)	29	16-13	1,792	61.8
16.	Mercyhurst	28	19-9	1,737	62.0
17.	Clayton St.	28	21-7	1,749	62.5
18.	Pitt.-Johnstown	27	21-6	1,698	62.9
19.	Northeastern St.	27	14-13	1,701	63.0
20.	Northwest Mo. St.	32	22-10	2,025	63.3
21.	Tampa	28	19-9	1,772	63.3
22.	Armstrong Atlantic	31	23-8	1,967	63.5
23.	Eckerd	29	21-8	1,853	63.9
24.	Incarnate Word	27	8-19	1,726	63.9
25.	UC San Diego	29	15-14	1,857	64.0
26.	West Chester	29	18-11	1,859	64.1
27.	Ala.-Huntsville	30	22-8	1,924	64.1
28.	Adams St.	28	13-15	1,797	64.2
29.	Metro St.	31	21-10	1,992	64.3
30.	Northern Ky.	28	17-11	1,807	64.5

### Scoring Margin

Rk.	School	W-L	Pts.	Avg.	Opp Pts.	Opp Avg.	Pt. Mar.
1.	Pitt.-Johnstown..	21-6	2,162	80.1	1,698	62.9	17.2
2.	Grand Valley St. ....	27-4	2,312	74.6	1,785	57.6	17.0
3.	Southern Ind. ....	27-7	2,830	83.2	2,259	66.4	16.8
4.	Virginia Union. ....	30-4	2,586	76.1	2,018	59.4	16.7
5.	Oakland City. ....	18-11	2,572	88.7	2,095	72.2	16.4
6.	Winona St. ....	32-4	3,011	83.6	2,462	68.4	15.3
7.	Findlay. ....	25-5	2,256	75.2	1,835	61.2	14.0
8.	West Liberty St. ....	21-8	2,841	98.0	2,439	84.1	13.9
9.	Adelphi. ....	27-5	2,188	68.4	1,749	54.7	13.7
10.	West Virginia St. ....	27-7	3,022	88.9	2,566	75.5	13.4
11.	Delta St. ....	30-2	2,585	80.8	2,163	67.6	13.2
12.	Clayton St. ....	21-7	2,115	75.5	1,749	62.5	13.1
13.	Mount Olive. ....	5-7	2,770	86.6	2,369	74.0	12.5
14.	Grand Canyon. ....	19-8	2,497	92.5	2,165	80.2	12.3
15.	Tarleton St. ....	27-7	2,474	72.8	2,057	60.5	12.3
16.	Minn. St. Mankato. ....	24-7	2,388	77.0	2,020	65.2	11.9
17.	Salem Int'l. ....	21-9	2,449	81.6	2,098	69.9	11.7
18.	Fort Hays St. ....	27-4	2,239	72.2	1,877	60.5	11.7
19.	St. Joseph's (Ind.) ....	31-3	2,883	84.8	2,491	73.3	11.5
20.	Alderson-Broaddus. ....	24-7	2,545	82.1	2,190	70.6	11.5
21.	St. Augustine's. ....	19-7	2,243	86.3	1,953	75.1	11.2
22.	Northern St. ....	27-6	2,566	77.8	2,205	66.8	10.9
23.	Lynn. ....	20-9	2,196	75.7	1,881	64.9	10.9
24.	Indiana (Pa.) ....	19-9	2,449	87.5	2,158	77.1	10.4
25.	Alas. Anchorage. ....	19-122	572	83.0	2,251	72.6	10.4
26.	Barton. ....	28-4	2,612	81.6	2,281	71.3	10.3
27.	Northwest Mo. St. ....	22-102	354	73.6	2,025	63.3	10.3
28.	Montevallo. ....	29-5	2,603	76.6	2,254	66.3	10.3
29.	Tampa. ....	19-9	2,057	73.5	1,772	63.3	10.2
30.	Shippensburg. ....	24-7	2,144	69.2	1,832	59.1	10.1

### Field-Goal Percentage

Rk.	School	G	W-L	FGM	FGA	FG%
1.	Southern Ind. ....	34	27-7	1,042	1,974	52.8
2.	Seattle Pacific. ....	32	26-6	965	1,856	52.0
3.	Western Wash. ....	30	23-7	950	1,832	51.9
4.	Grand Canyon. ....	27	19-8	856	1,652	51.8
5.	Oakland City. ....	29	18-11	923	1,821	50.7
6.	Pitt.-Johnstown. ....	27	21-6	817	1,612	50.7
7.	Central Wash. ....	28	15-13	890	1,764	50.5
8.	Concord. ....	28	16-12	899	1,785	50.4
9.	BYU-Hawaii. ....	25	14-11	670	1,331	50.3
10.	Delta St. ....	32	30-2	959	1,908	50.3
11.	Drury. ....	30	21-9	801	1,594	50.3
12.	Findlay. ....	30	25-5	815	1,624	50.2
13.	West Virginia St. ....	34	27-7	1,115	2,228	50.0
14.	North Ala. ....	29	18-11	915	1,829	50.0
15.	Winona St. ....	36	32-4	1,082	2,180	49.6
16.	California (Pa.) ....	28	17-11	777	1,566	49.6
17.	Alas. Fairbanks. ....	27	17-10	777	1,567	49.6
18.	Salem Int'l. ....	30	21-9	882	1,780	49.6
19.	Neb.-Kearney. ....	31	23-8	856	1,730	49.5
20.	Sonoma St. ....	27	18-9	699	1,413	49.5
21.	Humboldt St. ....	27	17-10	838	1,695	49.4
22.	Cal Poly Pomona. ....	27	17-10	694	1,405	49.4
23.	Alas. Anchorage. ....	31	19-12	879	1,786	49.2
24.	Ala.-Huntsville. ....	30	22-8	739	1,503	49.2
25.	Grand Valley St. ....	31	27-4	831	1,694	49.1
26.	Chaminade. ....	28	19-9	839	1,715	48.9
27.	Northern St. ....	33	27-6	886	1,815	48.8
28.	Le Moyne. ....	28	12-16	687	1,410	48.7
29.	Valdosta St. ....	28	17-11	807	1,657	48.7
30.	Queens (N.Y.) ....	29	21-8	864	1,787	48.3
31.	Wingate. ....	31	18-13	915	1,893	48.3
32.	Catawba. ....	30	22-8	941	1,947	48.3

### Field-Goal Percentage Defense

Rk.	School	G	W-L	FG	FGA	FG%
1.	Adelphi. ....	32	27-5	546	1,524	35.8
2.	Clayton St. ....	28	21-7	591	1,592	37.1
3.	Pitt.-Johnstown. ....	27	21-6	622	1,668	37.3
4.	Shippensburg. ....	31	24-7	645	1,710	37.7
5.	Henderson St. ....	27	15-12	523	1,382	37.8
6.	Grand Valley St. ....	31	27-4	615	1,618	38.0
7.	Salem Int'l. ....	30	21-9	642	1,688	38.0
8.	Virginia Union. ....	34	30-4	740	1,931	38.3
9.	Benedict. ....	29	22-7	638	1,628	39.2
10.	Bowie St. ....	30	19-11	679	1,732	39.2
11.	Armstrong Atlantic. ....	31	23-8	683	1,736	39.3
12.	Tarleton St. ....	34	27-7	709	1,789	39.6
13.	Albany St. (Ga.) ....	29	16-13	639	1,612	39.6
14.	Wingate. ....	31	18-13	839	2,103	39.9
15.	Minn. St. Mankato. ....	31	24-7	726	1,812	40.1
16.	Mesa St. ....	28	19-9	572	1,427	40.1
17.	Winona St. ....	36	32-4	909	2,264	40.2
18.	Southwest Baptist. ....	32	27-5	786	1,953	40.2
19.	Shaw. ....	27	7-20	660	1,635	40.4
20.	Fort Hays St. ....	31	27-4	618	1,530	40.4
21.	Rollins. ....	32	24-8	709	1,755	40.4
22.	Michigan Tech. ....	28	14-14	589	1,444	40.8
23.	Eckerd. ....	29	21-8	652	1,597	40.8
24.	Tampa. ....	28	19-9	630	1,541	40.9
25.	East Central. ....	27	16-11	621	1,515	41.0
26.	Fla. Gulf Coast. ....	30	18-12	713	1,738	41.0
27.	St. Mary's (Tex.) ....	28	14-14	607	1,477	41.1
28.	Concordia-St. Paul. ....	28	16-12	621	1,511	41.1
29.	Edinboro. ....	31	21-10	801	1,946	41.2
30.	Northern Mich. ....	28	17-11	689	1,672	41.2

### Three-Point Field Goals Per Game

Rk.	School	G	W-L	3FG	3PG
1.	Mont. St.-Billings. ....	28	20-8	360	12.9
2.	Columbus St. ....	32	23-9	360	11.3
3.	Northwest Nazarene. ....	27	12-15	302	11.2
4.	Grand Canyon. ....	27	19-8	286	10.6
5.	West Liberty St. ....	29	21-8	300	10.3
6.	South Dakota. ....	30	20-10	301	10.0
7.	Cal St. Stanislaus. ....	27	14-13	267	9.9
8.	Bryant. ....	31	21-10	293	9.5
9.	Fort Lewis. ....	27	18-9	251	9.3
10.	Western N.M. ....	29	9-20	267	9.2
11.	Western Wash. ....	30	23-7	275	9.2
12.	Bentley. ....	30	21-9	274	9.1
13.	Alas. Anchorage. ....	31	19-12	283	9.1
14.	Wheeling Jesuit. ....	30	21-9	271	9.0
15.	St. Leo. ....	29	8-21	260	9.0
16.	Florida Tech. ....	28	7-21	251	9.0
17.	Abilene Christian. ....	27	8-19	241	8.9
18.	Northwood. ....	27	7-20	240	8.9
19.	Oakland City. ....	29	18-11	257	8.9
20.	Chaminade. ....	28	19-9	247	8.8
21.	Rollins. ....	32	24-8	281	8.8
22.	Christian Bros. ....	28	15-13	244	8.7
23.	Anderson (S.C.) ....	27	6-21	235	8.7
24.	Indiana (Pa.) ....	28	19-9	242	8.6
25.	Pfeiffer. ....	29	18-11	249	8.6
26.	Seattle Pacific. ....	32	26-6	274	8.6
27.	Stonehill. ....	34	27-7	290	8.5
28.	West Ala. ....	27	13-14	228	8.4
29.	Cal St. Chico. ....	27	9-18	227	8.4
30.	North Greenville. ....	30	13-17	252	8.4
31.	Alderson-Broaddus. ....	31	24-7	260	8.4
32.	Southwest Baptist. ....	32	27-5	268	8.4
33.	St. Cloud St. ....	31	20-11	259	8.4

### Three-Point Field-Goal Percentage

#### Minimum 5 made per game

Rk.	School	G	W-L	3FG	3FGA	3FG%
1.	Grand Canyon. ....	27	19-8	286	640	44.7
2.	Alas. Anchorage. ....	31	19-12	283	635	44.6
3.	Western Wash. ....	30	23-7	275	647	42.5
4.	Central Wash. ....	28	15-13	217	518	41.9
5.	St. Cloud St. ....	31	20-11	259	626	41.4
6.	Hawaii-Hilo. ....	25	16-9	137	333	41.1
7.	Winona St. ....	36	32-4	262	639	41.0
8.	Lynn. ....	29	20-9	223	547	40.8
9.	Cal Poly Pomona. ....	27	17-10	196	481	40.7
10.	BYU-Hawaii. ....	25	14-11	189	465	40.6
11.	Seattle Pacific. ....	32	26-6	274	680	40.3
12.	Drury. ....	30	21-9	164	409	40.1
13.	Metro St. ....	31	21-10	239	599	39.9
14.	Northern St. ....	33	27-6	210	527	39.8
15.	Sonoma St. ....	27	18-9	177	445	39.8
16.	Eastern N.M. ....	28	12-16	192	483	39.8
17.	Mesa St. ....	28	19-9	184	463	39.7
18.	Ky. Wesleyan. ....	26	7-19	208	524	39.7
19.	North Ala. ....	29	18-11	208	525	39.6
20.	South Dakota. ....	30	20-10	301	763	39.4
21.	Winston-Salem. ....	29	19-10	171	435	39.3
22.	St. Augustine's. ....	26	19-7	216	550	39.3
23.	Regis (Colo.) ....	27	12-15	143	365	39.2
24.	Northern Ky. ....	28	17-11	182	466	39.1
25.	Southern Ind. ....	34	27-7	233	597	39.0
26.	Alas. Fairbanks. ....	27	17-10	188	482	39.0
27.	Philadelphia U. ....	31	20-11	211	541	39.0
28.	Armstrong Atlantic. ....	31	23-8	229	588	38.9
29.	Glennville St. ....	29	14-15	200	514	38.9
30.	Cleno. Christian. ....	27	9-18	216	556	38.8
31.	Bryant. ....	31	21-10	293	756	38.8

### Free-Throw Percentage

Rk.	School	G	W-L	FT	FTA	FT%
1.	Western Wash. ....	30	23-7	590	751	78.6
2.	Alas. Anchorage. ....	31	19-12	531	685	77.5
3.	Hawaii-Hilo. ....	25	16-9	464	599	77.5
4.	Grand Canyon. ....	27	19-8	499	645	77.4
5.	Merrimack. ....	29	15-14	381	495	77.0
6.	Southwest Minn. St. ....	29	15-14	410	533	76.9
7.	Philadelphia U. ....	31	20-11	515	670	76.9
8.	Seattle Pacific. ....	32	26-6	543	708	76.7
9.	St. Anselm. ....	32	24-8	540	708	76.3
10.	Stonehill. ....	34	27-7	428	562	76.2
11.	Wayne St. (Mich.) ....	25	11-14	320	423	75.7
12.	Minn. St. Mankato. ....	31	24-7	416	552	75.4
13.	Northwest Nazarene. ....	27	12-15	376	499	75.4
14.	SIU Edwardsville. ....	33	25-8	469	625	75.0
15.	St. Cloud St. ....	31	20-11	480	641	74.9
16.	Metro St. ....	31	21-10	469	627	74.8
17.	Wis.-Parksideside. ....	28	15-13	373	499	74.7
18.	Central Wash. ....	28	15-13	482	645	74.7
19.	Clarion. ....					

### Rebound Margin

Rk.	School	W-L	Reb.	Opp. Reb.	Opp. Avg.	Opp. Reb. Avg.	Mar.
1.	Gannon	12-15	1,047	38.8	743	27.5	11.3
2.	Southern Ind.	27-7	1,309	38.5	935	27.5	11.0
3.	Virginia Union	30-4	1,385	40.7	1,071	31.5	9.2
4.	Lynn	20-9	1,161	40.0	894	30.8	9.2
5.	West Virginia St.	27-7	1,428	42.0	1,130	33.2	8.8
6.	Eckerd	21-8	1,149	39.6	906	31.2	8.4
7.	East Central	16-11	1,105	40.9	885	32.8	8.1
8.	St. Mary's (Tex.)	14-14	1,013	36.2	795	28.4	7.8
9.	Tarleton St.	27-7	1,280	37.6	1,030	30.3	7.4
10.	Delta St.	30-2	1,239	38.7	1,007	31.5	7.3
11.	Dowling	6-21	1,029	38.1	834	30.9	7.2
12.	Fort Hays St.	27-4	1,136	36.6	922	29.7	6.9
13.	California (Pa.)	17-11	1,068	38.1	882	31.5	6.6
14.	Presbyterian	25-10	1,257	35.9	1,026	29.3	6.6
15.	Henderson St.	15-12	997	36.9	820	30.4	6.6

Rk.	School	W-L	Reb.	Opp. Reb.	Opp. Avg.	Opp. Reb. Avg.	Mar.
16.	Grand Valley St.	27-4	1,123	36.2	920	29.7	6.5
17.	Salem Int'l	21-9	1,213	40.4	1,017	33.9	6.5
18.	Indiana (Pa.)	19-9	1,186	42.4	1,008	36.0	6.4
19.	Oakland City	18-11	1,135	39.1	958	33.0	6.1
20.	Alderson-Broaddus	24-7	1,247	40.2	1,059	34.2	6.1
21.	Northern St.	27-6	1,189	36.0	991	30.0	6.0
22.	Fort Valley St.	12-16	1,118	39.9	951	34.0	6.0
23.	Fla. Gulf Coast	18-12	1,178	39.3	1,005	33.5	5.8
24.	St. Joseph's (Ind.)	31-3	1,312	38.6	1,124	33.1	5.5
25.	Valdosta St.	17-11	1,091	39.0	938	33.5	5.5
26.	Post	11-17	1,107	39.5	957	34.2	5.4
27.	Ashland	19-10	1,115	38.4	961	33.1	5.3
28.	Humboldt St.	17-10	980	36.3	837	31.0	5.3
29.	Ark.-Monticello	21-11	1,180	36.9	1,011	31.6	5.3
30.	Pitt.-Johnstown	21-6	1,075	39.8	934	34.6	5.2

## 2006 Division II Team Game Highs

### Points

Rk.	School	Opponent	Date	Pts.	Opp. Pts.
1.	Cal St. L.A.	Redlands	12/17/2005	138	107
2.	Mont. St.-Billings	St. Edward's	1/28/2006	136	101
	West Liberty St.	Ohio-Eastern	11/29/2005	136	66
4.	Western Wash.	Puget Sound Chrst.	12/2/2005	133	56
	West Liberty St.	Penn St.-Fayette	11/15/2005	133	69
6.	Southwest Baptist	Ozarks (Mo.)	11/18/2005	129	123
7.	Mont. St.-Billings	Lincoln (Mo.)	2/3/2006	128	82
8.	Seattle Pacific	Northwest Nazarene	12/31/2005	124	109
	St. Augustine's	Columbia Union	12/15/2005	124	62
	West Liberty St.	Columbia Union	11/19/2005	124	86

### Field-Goal Percentage

Rk.	School	Opponent	Date	FGM	FGA	FG%
1.	Cal St. L.A.	Redlands	12/17/2005	58	70	82.9
2.	Southern Ind.	Bellarmino	1/5/2006	37	50	74.0
3.	Nyack	Wilmington (Del.)	2/4/2006	36	49	73.5
4.	Mo. Western St.	Emporia St.	2/22/2006	34	47	72.3
5.	Seattle Pacific	Northwest Nazarene	3/4/2006	41	59	69.5
6.	St. Mary's (Tex.)	Huston-Tillotson	11/30/2005	41	60	68.3
7.	Minn. St. Moorhead	Johnson & Wales (R.I.)	11/18/2005	35	52	67.3
8.	Lewis	Lincoln Chrst.	1/9/2006	39	58	67.2
9.	Pitt.-Johnstown	Penn St.-Harrisburg	12/9/2005	44	66	66.7
	Lynn	Rollins	1/14/2006	30	45	66.7
	Presbyterian	Allen	11/16/2005	30	45	66.7

### Three-Point Field Goals Made

Rk.	School	Opponent	Date	3FG
1.	Northwest Nazarene	Cal Poly Pomona	11/25/2005	22
2.	Mont. St.-Billings	Lincoln (Mo.)	2/3/2006	20
	Northwest Nazarene	Seattle Pacific	12/31/2005	20
	Cal St. Stanislaus	Bethany (Cal.)	11/26/2005	20
5.	Grand Canyon	S'western (Ariz.)	1/21/2006	19
	South Dakota	Briar Cliff	12/16/2005	19
7.	Mount Olive	Belmont Abbey	1/16/2006	18
	Alas. Anchorage	Walla Walla	12/20/2005	18
9.	Northwest Mo. St.	Emporia St.	2/8/2006	17
	Christian Bros.	Ouachita Baptist	2/6/2006	17
	Bloomfield	Nyack	1/7/2006	17
	Tampa	P.R.-Bayamon	11/26/2005	17
	Mont. St.-Billings	Johnson & Wales (Colo.)	11/21/2005	17
	Harding	Mo.-Rolla	11/19/2005	17

### Three-Point Field-Goal Percentage

#### Minimum 10 made

Rk.	School	Opponent	Date	3FG	3FGA	3FG%
1.	Grand Canyon	Western N.M.	12/8/2005	14	18	77.8
2.	Winston-Salem	St. Augustine's	1/10/2006	10	13	76.9
3.	Cal St. San B'dino	Northwest Nazarene	11/18/2005	11	15	73.3
4.	West Ala.	West Ga.	1/16/2006	13	18	72.2
	Cal St. L.A.	Hope Int'l	11/15/2005	13	18	72.2
6.	Cal St. L.A.	Cal St. Dom. Hills	1/7/2006	10	14	71.4
7.	Central Wash.	Alas. Anchorage	3/2/2006	12	17	70.6
8.	Grand Canyon	S'western (Ariz.)	1/21/2006	19	27	70.4
9.	Lewis	Mo.-Rolla	1/7/2006	16	23	69.6
10.	West Virginia St.	Concord	12/1/2005	11	16	68.8
11.	Mo. Western St.	Emporia St.	2/22/2006	14	21	66.7
	Indiana (Pa.)	Lock Haven	2/6/2006	14	21	66.7
	Pitt.-Johnstown	Penn St.-Harrisburg	12/9/2005	14	21	66.7
	Tarleton St.	Hillsdale Free Will	11/28/2005	12	18	66.7
	Ark.-Monticello	Southern Ark.	2/16/2006	10	15	66.7
	Southern N.H.	St. Michael's	1/26/2006	10	15	66.7
	Lewis	Bellarmino	1/21/2006	10	15	66.7
	Neb.-Kearney	Colorado St.-Pueblo	12/10/2005	10	15	66.7
	Rollins	Fla. Memorial	11/30/2005	10	15	66.7
	Central Ark.	Christian Bros.	1/30/2005	10	15	66.7

### Free-Throw Percentage

#### Minimum 15 made

Rk.	School	Opponent	Date	FT	FTA	FT%
1.	Glenville St.	Lock Haven	12/9/2005	28	28	100.0
	Alas. Anchorage	BYU-Hawaii	12/10/2005	24	24	100.0
	Metro St.	Colorado St.-Pueblo	1/5/2006	22	22	100.0
	Ala.-Huntsville	Carson-Newman	12/3/2005	20	20	100.0
	Cal St. Bakersfield	Sonoma St.	3/10/2006	16	16	100.0
	Presbyterian	Armstrong Atlantic	12/17/2005	16	16	100.0
	Mount Olive	Chowan	12/15/2005	15	15	100.0
8.	Minn. St. Mankato	Minn.-Crookston	12/10/2005	27	28	96.4
9.	Humboldt St.	Northwest Nazarene	1/5/2006	21	22	95.5
10.	Cal St. Dom. Hills	Cal St. Stanislaus	2/18/2006	19	20	95.0
	West Fla.	Palm Beach Atl.	1/28/2006	19	20	95.0
	Philadelphia U.	Dominican (N.Y.)	12/10/2005	19	20	95.0
	Minn. St. Mankato	Concordia-St. Paul	12/6/2005	19	20	95.0



# 2006 Division III Individual Leaders

## Points Per Game

Rk.	Name, School	Cl.	G	FGM	3FG	FT	Pts.	Avg.
1.	Kyle Myrick, Lincoln (Pa.)	Sr.	30	387	59	177	1,010	33.7
2.	John Grotberg, Grinnell	Fr.	23	238	120	127	723	31.4
3.	Mike Hoyt, Mt. St. Mary (N.Y.)	Jr.	28	234	112	179	759	27.1
4.	Gian Paul Gonzalez, Montclair St.	Sr.	23	189	9	233	620	27.0
5.	Ramesh Mooney, Mt. St. Vincent	Sr.	23	210	101	96	617	26.8
6.	Matt Byrnes, Rowan	So.	25	218	96	124	656	26.2
7.	James McNeil, Medaille	So.	24	206	63	131	606	25.3
8.	Amir Mazarei, Redlands	Jr.	24	199	138	58	594	24.8
9.	Tori Davis, Baldwin-Wallace	Jr.	30	250	0	203	703	23.4
10.	Derek Yvon, Springfield	Sr.	26	198	78	123	597	23.0
11.	Matt Drahos, Bethany (W.V.)	Sr.	28	251	26	110	638	22.8
12.	Larry Welton, Aurora	So.	27	212	50	141	615	22.8
13.	Scott Bergman, Bluffton	Sr.	27	181	81	164	607	22.5
14.	Rashawn Johnson, Wesley	Fr.	26	205	68	102	580	22.3
15.	Tyson Lesesne, St. Mary's (Md.)	So.	24	186	69	94	535	22.3
16.	Rick Harrigan, Augustana (Ill.)	Sr.	28	209	65	138	621	22.2
17.	Sidney Hooper, Sul Ross St.	Sr.	26	188	79	120	575	22.1
18.	Frank Ponte, Johnson St.	Sr.	25	218	11	105	552	22.1
19.	Brandon Crawford, Albion	Sr.	26	210	0	154	574	22.1
20.	Ben Bellucci, Brockport St.	Sr.	28	208	42	158	616	22.0
21.	James Russo, Goucher	Jr.	24	169	99	89	526	21.9
22.	Toby Brittain, Lesley	Jr.	23	192	3	113	500	21.7
23.	John Murphy, Suffolk	Jr.	26	171	80	141	563	21.7
24.	John Cagianella, Union (N.Y.)	Sr.	28	214	69	107	604	21.6
25.	Leonard Cobb, Wis.-Superior	Jr.	25	200	35	100	535	21.4
26.	Maurice Smith, Rockford	Sr.	27	182	82	129	575	21.3
27.	Josh Hinz, Beloit	Sr.	23	179	15	116	489	21.3
28.	Santo Provenzano, Hood	Jr.	25	199	7	126	531	21.2
29.	Steve Georgoulis, Emerson	Sr.	26	225	1	100	551	21.2
30.	Jonathan Garritt, Goucher	Sr.	24	181	66	79	507	21.1
31.	Chris Martin, Elmhurst	Sr.	26	176	54	138	544	20.9
32.	Greg Cole, Western Conn. St.	Sr.	26	183	111	63	540	20.8
33.	Mark DeMonaco, Westminster (Pa.)	Sr.	27	156	97	149	558	20.7
	Tyler Rhoten, Trinity (Conn.)	Sr.	24	204	4	84	496	20.7
35.	Joe Canori, Nazareth	So.	25	184	78	68	514	20.6
36.	Valentino Maxwell, Concordia-Austin	So.	24	194	35	69	492	20.5
37.	Kris Clarkson, Widener	Sr.	29	238	1	113	590	20.3
38.	Eric Downie, Salem St.	Jr.	26	186	31	124	527	20.3
39.	Douglas Hammond, Southern Vt.	Jr.	26	216	4	90	526	20.2
40.	Jonathan Pribble, Lycoming	Sr.	26	171	74	109	525	20.2
41.	Andrew St. Clair, Colby-Sawyer	Sr.	28	226	1	110	563	20.1
42.	Raheim Lamb, Curry	Sr.	20	167	0	68	402	20.1
43.	Nick Thomas, Dubuque	Jr.	22	147	44	101	439	20.0
44.	Tony Barros, Mass.-Boston	Jr.	29	186	95	111	578	19.9
45.	Craig Hannon, Westminster (Pa.)	So.	27	188	114	47	537	19.9
46.	Joel McDonald, Concordia-Austin	Fr.	24	153	74	97	477	19.9
47.	Drew Cohen, Colby	Jr.	23	155	2	141	453	19.7
48.	Sam Betty, Occidental	Jr.	26	216	0	80	512	19.7
	Scott Findlay, TCNJ	Sr.	26	195	14	108	512	19.7
50.	Ryan Race, Pitt-Bradford	Jr.	24	182	32	76	472	19.7

## Field-Goal Percentage

### Minimum 5 made per game

Rk.	Name, School	Cl.	G	FGM	FGA	FG%
1.	Brian Schmitting, Ripon	Jr.	21	122	160	76.3
2.	Jason Boone, New York U.	Jr.	22	128	186	68.8
3.	Brandon Crawford, Albion	Sr.	26	210	307	68.4
4.	Robert Cates, Southwestern (Tex.)	Sr.	26	155	230	67.4
5.	Franklyn Beckford, Lake Forest	Sr.	23	130	193	67.4
6.	Joe Terwelp, Monmouth (Ill.)	So.	21	133	201	66.2
7.	Tim Vandervaart, Wooster	Jr.	30	178	271	65.7
8.	Tim Williams, Stevens Institute	Jr.	27	156	238	65.5
9.	Tori Davis, Baldwin-Wallace	Jr.	30	250	388	64.4
10.	Zach McVey, Puget Sound	Sr.	28	164	257	63.8
11.	Derek Thompson, Bridgewater St.	Jr.	27	153	240	63.8
12.	Jon Konzelman, Baptist Bible (Pa.)	Sr.	30	170	267	63.7
13.	Cliff McGuire, Howard Payne	Sr.	27	152	240	63.3
14.	Isaac Rosefelt, St. Thomas (Minn.)	Jr.	29	245	390	62.8
15.	Paul Toshner, Carroll (Wis.)	Jr.	26	142	227	62.6
16.	Kyle Born, Whitman	Jr.	18	106	170	62.4
17.	Brandon Adair, Va. Wesleyan	Jr.	32	249	400	62.3
18.	John Grazioli, Hobart	So.	20	100	161	62.1
19.	Daniel Walton, North Central (Ill.)	Jr.	28	203	328	61.9
20.	Matt Griffin, Johns Hopkins	Sr.	26	147	238	61.8
21.	Phil White, Husson	Jr.	27	145	235	61.7
22.	Steve Georgoulis, Emerson	Sr.	26	225	365	61.6

Rk.	Name, School	Cl.	G	FGM	FGA	FG%
23.	T.C. Spencer, Hiram	Sr.	25	133	216	61.6
24.	Trevor Deeter, Albright	Sr.	26	138	225	61.3
25.	Craig Johnson, Coast Guard	So.	26	179	292	61.3
26.	Jared Yoder, Messiah	Jr.	29	174	285	61.1
27.	Miguel Rodriguez, Richard Stockton	Sr.	27	136	223	61.0
28.	Phil Stricker, DeSales	So.	26	160	263	60.8
29.	Kevin Buczynski, Penn St.-Behrend	So.	28	197	325	60.6
30.	Toby Brittain, Lesley	Jr.	23	192	318	60.4

## Three-Point Field Goals Per Game

Rk.	Name, School	Cl.	G	3FG	3PG
1.	Amir Mazarei, Redlands	Jr.	24	138	5.8
2.	John Grotberg, Grinnell	Fr.	23	120	5.2
3.	James Mooney, Mt. St. Vincent	Sr.	23	101	4.4
4.	Greg Cole, Western Conn. St.	Sr.	26	111	4.3
5.	Sami Wylie, Lincoln (Pa.)	Jr.	30	128	4.3
6.	Craig Hannon, Westminster (Pa.)	So.	27	114	4.2
7.	James Russo, Goucher	Jr.	24	99	4.1
8.	Derek Johnson, St. Scholastica	Jr.	27	110	4.1
9.	Mike Hoyt, Mt. St. Mary (N.Y.)	Jr.	28	112	4.0
10.	Ryan Wells, Lewis & Clark	Sr.	24	93	3.9
11.	Matt Byrnes, Rowan	So.	25	96	3.8
12.	Chris Rose, Williams	So.	25	95	3.8
13.	Bryan Schnettler, St. Thomas (Minn.)	Jr.	29	109	3.8
14.	Buddy Leavitt, Husson	Sr.	27	101	3.7
15.	Michael Schmidt, Grinnell	So.	23	84	3.7
16.	Craig Stewart, Marietta	So.	25	91	3.6
17.	Mark DeMonaco, Westminster (Pa.)	Sr.	27	97	3.6
18.	Dave Berggren, Lewis & Clark	Fr.	22	78	3.5
19.	Stephen Harris, Cazenovia	Fr.	26	88	3.4
20.	Ian Ribald, Yeshiva	Jr.	25	84	3.4
21.	Cain Landreth, Emory & Henry	Fr.	26	87	3.3
22.	Jerry Cheves, Brockport St.	Sr.	27	90	3.3
23.	Mike Lee, Mary Washington	Jr.	26	86	3.3
24.	Tony Barros, Mass.-Boston	Jr.	29	95	3.3
25.	Zeb Hammond, Blackburn	Jr.	25	80	3.2
26.	Shavar Bland, Emory & Henry	So.	26	83	3.2
27.	Geoff Hensley, Norwich	Sr.	27	86	3.2
28.	Sean Coffey, Oneonta St.	Sr.	25	79	3.2
29.	Joe Canori, Nazareth	So.	25	78	3.1
30.	Joel McDonald, Concordia-Austin	Fr.	24	74	3.1
31.	Andy Jahnke, Wis.-Oshkosh	Sr.	26	80	3.1
	John Murphy, Suffolk	Jr.	26	80	3.1

## Three-Point Field-Goal Percentage

### Minimum 2.5 3-Pt. Field Goals made per game

Rk.	Name, School	Cl.	G	3FG	3FGA	3FG%
1.	Peter Lipka, Farmingdale	So.	26	67	121	55.4
2.	Ian Ribald, Yeshiva	Jr.	25	84	165	50.9
3.	Alex Stewart, DePauw	Sr.	28	81	166	48.8
4.	Brain Scordato, Union (N.Y.)	Sr.	28	75	155	48.4
5.	Marcus Conigliaro, Wis.-La Crosse	Sr.	28	74	153	48.4
6.	Keelan Amelianovich, Ill. Wesleyan	Sr.	32	97	207	46.9
7.	Pete Rortvedt, Wis.-Stevens Point	Fr.	27	71	153	46.4
8.	Jake Phillips, Carleton	Jr.	28	83	179	46.4
9.	Devon Maiorano, Mass.-Dartmouth	Jr.	27	82	178	46.1
10.	Jay Swafford, Texas-Dallas	Sr.	26	78	170	45.9
11.	Geoff Hensley, Norwich	Sr.	27	86	188	45.7
12.	Justin Davis, Elms	Jr.	29	78	171	45.6
13.	A.J. Straub, Carnegie Mellon	Sr.	26	72	158	45.6
14.	Zeb Hammond, Blackburn	Jr.	25	80	176	45.5
15.	Dan Koen, Fitchburg St.	Sr.	25	64	141	45.4
16.	Joe Canori, Nazareth	So.	25	78	172	45.3
17.	Ryan Hernandez, Western New Eng.	So.	27	73	163	44.8
18.	Matt McManus, New England	Sr.	25	67	150	44.7
19.	Tyler Westman, St. John's (Minn.)	Jr.	20	53	119	44.5
20.	Barrett Zeinfeld, Rochester Inst.	So.	27	73	165	44.2
21.	Jerry Cheves, Brockport St.	Sr.	27	90	205	43.9
22.	Kris Saiberlich, Lakeland	So.	27	71	162	43.8
23.	Jon Pierce, Mary Washington	So.	26	67	153	43.8
24.	Ryan Young, Concordia (Ill.)	Fr.	27	69	158	43.7
25.	Reyaad Mohammed, York (N.Y.)	Sr.	26	65	149	43.6
26.	Bryan Schnettler, St. Thomas (Minn.)	Jr.	29	109	251	43.4
27.	Kris Johnson, Eastern Conn. St.	So.	20	52	120	43.3
28.	Corie Jackson, LaGrange	Sr.	26	68	157	43.3
29.	Aaron Arneson, Northland	Jr.	25	63	146	43.2
30.	Mike McGee, St. John Fisher	Sr.	30	91	212	42.9
31.	Mike Hoyt, Mt. St. Mary (N.Y.)	Jr.	28	112	261	42.9

### Free-Throw Percentage

#### Minimum 2.5 made per game

Rk.	Name, School	Cl.	G	FT	FTA	FT%
1.	Tony Bollier, Wheaton (Ill.)	Sr.	25	104	112	92.9
	Matt Secrease, Hendrix	Jr.	24	65	70	92.9
3.	Andrew Schmitz, St. Scholastica	Jr.	27	86	93	92.5
4.	Casey Meador, Louisiana Col.	Sr.	25	66	72	91.7
5.	Ryan Cain, WPI	Jr.	27	139	152	91.4
6.	Sean O'Brien, St. John Fisher	Sr.	30	104	114	91.2
7.	Patrick Satalin, Catholic	Sr.	28	103	113	91.2
8.	Steve Hicklin, Wis.-Stevens Point	So.	26	71	78	91.0
9.	Matt Fredrickson, Bethel (Minn.)	Sr.	26	75	83	90.4
10.	Geoff Hensley, Norwich	Sr.	27	79	88	89.8
11.	Jim Capelle, Wis.-Oshkosh	Jr.	26	137	153	89.5
12.	Rob Copley, Pitt.-Bradford	So.	24	75	84	89.3
13.	Drew Gensler, Millikin	Fr.	25	108	121	89.3
14.	Matt Nestheide, Centre	So.	27	121	136	89.0
15.	Eric Dickenson, Oglethorpe	Jr.	25	143	161	88.8
16.	Aaron Schmick, George Fox	Sr.	25	111	125	88.8
17.	Monte Calloway, Maryville (Tenn.)	Sr.	22	79	89	88.8
18.	Matt Byrnes, Rowan	So.	25	124	140	88.6
19.	Jorge Martinez, St. Joseph's (L.I.)	Jr.	26	77	87	88.5
20.	Jason Harvey, Husson	Jr.	27	92	104	88.5
21.	Gian Paul Gonzalez, Montclair St.	Sr.	23	233	264	88.3
22.	Cole Pittis, Muskingum	Sr.	26	67	76	88.2
23.	Ross Banaszak, Otterbein	So.	25	71	81	87.7
24.	Wayne Smalls, Rutgers-Camden	Fr.	24	78	89	87.6
25.	Jarmel Arrington, N.C. Wesleyan	Fr.	27	98	112	87.5
26.	Kevin Guyden, Mary Hardin-Baylor	Jr.	27	75	86	87.2
27.	Tyson Brazell, Vassar	So.	20	68	78	87.2
28.	John Olinger, Willamette	Sr.	25	93	107	86.9
29.	Nate Drury, Carroll (Wis.)	Jr.	26	92	106	86.8
30.	Jason Steege, Wartburg	Sr.	25	131	151	86.8

### Rebounds Per Game

Rk.	Name, School	Cl.	G	Reb.	Avg.
1.	Anthony Fitzgerald, Villa Julie	Sr.	29	416	14.3
2.	Douglas Hammond, Southern Vt.	Jr.	26	372	14.3
3.	Jeff Kotkowski, Becker	Sr.	24	325	13.5
4.	Sekani Francis, Lehman	Sr.	22	283	12.9
5.	Chris Braier, Lawrence	Sr.	26	318	12.2
6.	Josh Hinz, Beloit	Sr.	23	271	11.8
7.	Kenny McMillan, Farmingdale	Sr.	29	329	11.3
8.	Jeremiah Lawrence, Shenandoah	So.	25	283	11.3
9.	Brandon Crawford, Albion	Sr.	26	293	11.3
10.	Steve Georgoulis, Emerson	Sr.	26	289	11.1
11.	Tom Schneider, Rensselaer	Sr.	25	268	10.7
12.	Dan Holbrook, Mass.-Dartmouth	Jr.	24	256	10.7
13.	Drew Cohen, Colby	Jr.	23	245	10.7
14.	Tyler Ousley, Otterbein	Sr.	26	276	10.6
15.	Jeff Prebeck, Coast Guard	So.	26	275	10.6
16.	Chris Isom, East Tex. Baptist	Jr.	26	270	10.4
17.	Isaac Rosefelt, St. Thomas (Minn.)	Jr.	29	299	10.3
18.	Craig Johnson, Coast Guard	So.	26	265	10.2
19.	Kris Clarkson, Widener	Sr.	29	295	10.2
20.	Matt Grendal, Salve Regina	Jr.	26	264	10.2
21.	Tyler Lang, Bridgewater St.	Jr.	22	223	10.1
22.	Clint Driffmier, Central (Iowa)	Sr.	24	242	10.1
	Jeff Stewart, Muhlenberg	Jr.	24	242	10.1
24.	Gerald Dozie, Olivet	Sr.	25	252	10.1
	Mardochee Jean, Hardin-Simmons	So.	25	252	10.1
26.	Bobby Leonzo, Albertus Magnus	Fr.	24	241	10.0
27.	Edane Barton, Potsdam St.	Sr.	28	278	9.9
28.	Jeremy Jorgensen, Castleton St.	Jr.	26	258	9.9
29.	Scott Findlay, TCNJ	Sr.	26	256	9.8
30.	Matt Fabian, Ursinus	Jr.	28	274	9.8
31.	Rob Stockwell, Bates	Jr.	26	254	9.8

### Assists Per Game

Rk.	Name, School	Cl.	G	Ast.	Avg.
1.	David Arseneault, Grinnell	Fr.	23	198	8.6
2.	Travis Magnusson, Me.-Farmington	Sr.	28	219	7.8
3.	Kyle Myrick, Lincoln (Pa.)	Sr.	30	231	7.7
4.	Mike McGarvey, Ursinus	Sr.	28	213	7.6
5.	Jared Kildare, New York U.	Sr.	25	185	7.4
6.	Davon Barton, Chris. Newport	Fr.	28	190	6.8
7.	David McMullen, Ripon	Jr.	22	142	6.5
8.	Sean O'Brien, St. John Fisher	Sr.	30	192	6.4
9.	Adam Dauksas, Ill. Wesleyan	Sr.	32	204	6.4

Rk.	Name, School	Cl.	G	Ast.	Avg.
10.	Sean Kelly, Wheaton (Mass.)	Sr.	29	183	6.3
11.	Travis Carruthers, Texas-Dallas	Jr.	26	159	6.1
12.	Mike Hoyt, Mt. St. Mary (N.Y.)	Jr.	28	171	6.1
13.	John Donahue, Albertus Magnus	Fr.	25	152	6.1
14.	Brad Musser, Lycoming	Sr.	25	151	6.0
15.	Donte Chisolm, Manhattanville	So.	29	175	6.0
16.	Chris Shalvoy, Williams	So.	25	150	6.0
17.	Brandon Todd, Muskingum	So.	26	155	6.0
18.	Brett De Hoogh, Central (Iowa)	So.	24	141	5.9
19.	Eddie Ohlson, DeSales	So.	26	151	5.8
20.	Jonathan Whetstone, Ithaca	Sr.	28	160	5.7
21.	Bryan Williams, Whitworth	Jr.	27	154	5.7
22.	Brent Satern, George Fox	So.	25	142	5.7
23.	Todd Lincoln, Keuka	Jr.	26	147	5.7
24.	John Ancrum, Elms	Jr.	25	141	5.6
25.	Richard Reilly, Castleton St.	So.	25	140	5.6
26.	Andrew Olson, Amherst	So.	32	179	5.6
27.	Nick Farrell, Colby	Jr.	25	139	5.6
	Mike Moore, DePauw	Fr.	25	139	5.6
29.	Michael Reyes, Hilbert	So.	26	144	5.5
30.	Matt Kieselowsky, Albright	Jr.	26	142	5.5

### Blocked Shots Per Game

Rk.	Name, School	Cl.	G	Blk.	Avg.
1.	Drew Cohen, Colby	Jr.	23	111	4.8
2.	Kerry Gibson, Wis.-Oshkosh	Jr.	26	103	4.0
3.	Mardochee Jean, Hardin-Simmons	So.	25	96	3.8
4.	Jacob Nonemacher, Wis.-Stout	Jr.	29	108	3.7
5.	Mark Blasingame, Chris. Newport	Fr.	28	100	3.6
6.	Darryl White, Lincoln (Pa.)	So.	30	104	3.5
7.	Tyler Ousley, Otterbein	Sr.	26	80	3.1
8.	Evan Walters, Wilkes	Sr.	24	73	3.0
9.	James Ogbunize, Westfield St.	Sr.	26	74	2.8
10.	Toby Brittan, Lesley	Jr.	23	65	2.8
11.	E.J. Haynes, Thomas More	Jr.	24	67	2.8
12.	Jon Ciche, Edgewood	Fr.	26	67	2.6
13.	Cheick Fadika, Baruch	Sr.	28	71	2.5
	Nick Kane, Franklin	Sr.	28	71	2.5
15.	Devin Davis, New Jersey City	Jr.	29	73	2.5
16.	Joseph Walker, Salem St.	Jr.	25	62	2.5
17.	Ahmad Mims, Oswego St.	Sr.	30	73	2.4
18.	Jacob Dunkel, Rockford	Fr.	27	65	2.4
	Eric Sweet, Bluffton	Sr.	27	65	2.4
20.	Jason Boone, New York U.	Jr.	22	52	2.4
21.	Tyler Lang, Bridgewater St.	Jr.	22	51	2.3
22.	Andy Bates, Trinity (Tex.)	Sr.	26	60	2.3
23.	Levi Smith, Emmanuel (Mass.)	So.	28	62	2.2
24.	Allen Bediako, Kenyon	Fr.	24	53	2.2
25.	Jesse Gutekunst, Hood	So.	25	54	2.2
26.	Douglas Hammond, Southern Vt.	Jr.	26	56	2.2
27.	Isaac Rosefelt, St. Thomas (Minn.)	Jr.	29	62	2.1
28.	Matt Loretz, Redlands	So.	22	47	2.1
29.	Jaysen Murphy, Oneonta St.	Jr.	25	53	2.1
30.	Tori Davis, Baldwin-Wallace	Jr.	30	63	2.1
31.	Timothy Broomfield, Mississippi Col.	Jr.	31	65	2.1
32.	Michael McEvoy, Methodist	Sr.	25	52	2.1

### Steals Per Game

Rk.	Name, School	Cl.	G	Stl.	Avg.
1.	Quameir Harding, Ramapo	Sr.	29	116	4.0
2.	Bobby Montrond, New England Col.	Fr.	24	84	3.5
3.	Tony Barros, Mass.-Boston	Jr.	29	101	3.5
4.	Kyle Myrick, Lincoln (Pa.)	Sr.	30	104	3.5
5.	Sean Kelly, Wheaton (Mass.)	Sr.	29	100	3.4
6.	Jeff Mikos, Milwaukee Engr.	Sr.	26	87	3.3
7.	Michael Costa, Framingham St.	So.	20	65	3.3
8.	Bryson Taylor, Greenville	Sr.	23	72	3.1
9.	Amir Mazarei, Redlands	Jr.	24	73	3.0
10.	Phil Valenti, Hamilton	Sr.	28	84	3.0
	Chris Martin, Elmhurst	Sr.	26	78	3.0
	James Mooney, Mt. St. Vincent	Sr.	23	69	3.0
13.	Matt Zinser, Howard Payne	Sr.	27	79	2.9
14.	Brad Johnson, Ozarks (Ark.)	Sr.	26	76	2.9
	Otis Saylee, City Tech	Jr.	26	76	2.9
16.	Kris Clarkson, Widener	Sr.	29	83	2.9
17.	Elbie Murphy, St. Joseph's (Me.)	Fr.	27	77	2.9
18.	Terry Bailey, Oglethorpe	Jr.	26	74	2.8
	Andy Frost, Southern Me.	So.	26	74	2.8
20.	Jason Morales, Texas Lutheran	Sr.	23	65	2.8

Rk.	Name, School	Cl.	G	Stl.	Avg.
21.	Chris Reaves, Utica/Rome	Jr.	27	76	2.8
22.	Grant Cirks, Clarke	Sr.	27	74	2.7
23.	James Godley, Thomas	Sr.	26	71	2.7
24.	Randy Arnold, Scranton	So.	28	76	2.7
	Mike McGarvey, Ursinus	Sr.	28	76	2.7
26.	Brian Bradley, Castleton St.	Sr.	26	70	2.7
	Nick Minor, Wesley	Sr.	26	70	2.7
28.	Kenny McMillan, Farmingdale	Sr.	29	78	2.7
29.	David Thomas, Redlands	So.	24	63	2.6
30.	Korey Whiting, East. Mennonite	So.	26	68	2.6
31.	Allen White, Huntingdon	Sr.	27	70	2.6
32.	Rob Fuller, Ferrum	Jr.	26	67	2.6
33.	Doug Ticus, Grinnell	Jr.	23	59	2.6

## 2006 Division III Individual Game Highs

### Points

Rk.	Name, School	Cl.	Opponent	Date	Pts.
1.	Kyle Myrick, Lincoln (Pa.)	Sr.	Penn St.-Abington	2/20/2006	62
2.	Ryan Race, Pitt.-Bradford	Jr.	Marietta	11/19/2005	55
3.	Gian Paul Gonzalez, Montclair St.	Sr.	Lincoln (Pa.)	1/21/2006	51
4.	Josh Hinz, Beloit	Sr.	Grinnell	2/4/2006	50
	Matt Byrnes, Rowan	So.	Phila. Bible	11/18/2005	50
6.	Kyle Myrick, Lincoln (Pa.)	Sr.	St. Joseph's (Me.)	2/25/2006	49
	Matt Drahos, Bethany (W.V.)	Sr.	Westminster (Pa.)	1/16/2006	49
8.	James McNeil, Medaille	So.	Frostburg St.	2/10/2006	48
9.	Quinton Spencer, Oberlin	Jr.	Hiram	2/4/2006	47
10.	Rashawn Johnson, Wesley	Fr.	Cabrini	1/7/2006	46
	Scott Stone, Washington-St. Louis	Sr.	Fontbonne	12/17/2005	46

### Field-Goal Percentage

#### Minimum 10 made

Rk.	Name, School	Cl.	Opponent	Date	FGM	FGA	FG%
1.	Bill Scavincky, Pitt.-Greensburg	Jr.	Mt. Aloysius	1/17/2006	13	13	100.0
	Cliff McGuire, Howard Payne	Sr.	Concordia-Austin	2/2/2006	10	10	100.0
	Andrew St. Clair, Colby-Sawyer	Sr.	Salve Regina	1/21/2006	10	10	100.0
	Brody Jackson, Bethany (W.V.)	So.	Westminster (Pa.)	1/16/2006	10	10	100.0
	Randy Reid, Cabrini	So.	Penn St. Tech	12/9/2005	10	10	100.0

### Three-Point Field Goals Made

Rk.	Name, School	Cl.	Opponent	Date	3FG
1.	Scott Stone, Washington-St. Louis	Sr.	Fontbonne	12/17/2005	14
2.	Sami Wylie, Lincoln (Pa.)	Jr.	Delaware Valley	2/2/2006	13
3.	Chris Hebler, Monmouth (Ill.)	Sr.	Aurora	12/7/2005	12
4.	Justin Davis, Elms	Sr.	Lesley	2/1/2006	11
	Ryan Wells, Lewis & Clark	Sr.	Whitman	1/6/2006	11
	Jarmel Arrington, N.C. Wesleyan	Fr.	Mary Washington	1/4/2006	11
7.	Derek Johnson, St. Scholastica	Jr.	Minn.-Morris	2/4/2006	10
	Jaime Crawford, Lasell	So.	Lesley	1/22/2006	10
	Jaime Crawford, Lasell	So.	Lesley	1/22/2006	10
	Michael Schmidt, Grinnell	So.	MacMurray	11/22/2005	10
11.	Devon Maiorano, Mass.-Dartmouth	Jr.	Plymouth St.	2/21/2006	9
	Pete Rortvedt, Wis.-Stevens Point	Fr.	Wis.-Platteville	2/21/2006	9
	Bryan Keller, Kean	Jr.	Montclair St.	2/18/2006	9
	Kris Johnson, Eastern Conn. St.	So.	Albertus Magnus	2/9/2006	9
	Scott Bergman, Bluffton	Sr.	Franklin	1/11/2006	9
	Craig Hannon, Westminster (Pa.)	So.	Thiel	1/4/2006	9

### Three-Point Field-Goal Percentage

#### Minimum 7 made

Rk.	Name, School	Cl.	Opponent	Date	3FG	3FGA	3FG%
1.	Scott Mezyk, Bethany (W.V.)	Sr.	Wash. & Jeff.	1/14/2006	8	8	100.0
2.	Scott Spinner, Webster	Jr.	Greenville	1/28/2006	8	9	88.9
3.	Alex Stewart, DePauw	Sr.	Rhodes	2/5/2006	7	8	87.5
	Brandon Smith, Frank. & Marsh.	Sr.	Gettysburg	2/1/2006	7	8	87.5

Rk.	Name, School	Cl.	Opponent	Date	3FG	3FGA	3FG%
	J.D. Clampitt, Anderson (Ind.)	So.	Franklin	1/14/2006	7	8	87.5
	Junior Sainval, Lasell	Fr.	Becker	1/10/2006	7	8	87.5
	Nate Maurer, Carnegie Mellon	Sr.	Rochester	12/3/2005	7	8	87.5
8.	Pete Rortvedt, Wis.-Stevens Point	Fr.	Wis.-Platteville	2/21/2006	9	11	81.8
9.	Chris Huber, Muhlenberg	Jr.	Dickinson	1/25/2006	8	10	80.0
10.	Dan Koen, Fitchburg St.	Sr.	Newbury	2/9/2006	7	9	77.8
	Brandon Graves, Concordia-Austin	So.	Howard Payne	2/2/2006	7	9	77.8
	James McNeil, Medaille	So.	Frostburg St.	1/14/2006	7	9	77.8
	Andy Bates, Trinity (Tex.)	Sr.	Southwestern (Tex.)	12/1/2005	7	9	77.8

### Free-Throw Percentage

#### Minimum 12 made

Rk.	Name, School	Cl.	Opponent	Date	FT	FTA	FT%
1.	Gian Paul Gonzalez, Montclair St.	Sr.	Rowan	1/7/2006	22	22	100.0
	Chris Martin, Elmhurst	Sr.	Millikin	2/1/2006	20	20	100.0
	Gian Paul Gonzalez, Montclair St.	Sr.	New Jersey City	11/22/2005	18	18	100.0
	Aaron Schmick, George Fox	Sr.	Linfield	1/10/2006	16	16	100.0
	Scott Bergman, Bluffton	Sr.	Hanover	1/28/2006	14	14	100.0
	Colby Feane, Hobart	Sr.	N.C. Wesleyan	1/6/2006	14	14	100.0
	Ryan Turk, Webster	Fr.	Emory	12/30/2005	14	14	100.0
	Scott Bergman, Bluffton	Sr.	Anderson (Ind.)	2/11/2006	13	13	100.0
	Patrick Quinn, New England Col.	Jr.	Wentworth Inst.	1/21/2006	13	13	100.0
	Jon Krull, Wis.-Stevens Point	Jr.	Mid-America Naz.	12/30/2005	13	13	100.0
	Joel McDonald, Concordia-Austin	Fr.	Austin	11/26/2005	13	13	100.0
	Jeff Koikowski, Becker	Sr.	Elms	2/14/2006	12	12	100.0
	Spiros Ferderigos, Emory	So.	Washington-St. Louis	2/12/2006	12	12	100.0
	John Ancrum, Elms	Jr.	Johnson St.	2/5/2006	12	12	100.0
	Drew Gensler, Millikin	Fr.	Elmhurst	2/1/2006	12	12	100.0
	Nathan Nass, Martin Luther	So.	Northland	1/13/2006	12	12	100.0
	Kyle Foster, Hamline	Jr.	Augsburg	1/7/2006	12	12	100.0
	Jon Koch, Wash. & Jeff	Jr.	Waynesburg	1/4/2006	12	12	100.0
	Jamie Cousart, King's (Pa.)	So.	Adrian	12/21/2005	12	12	100.0
	Dominque Brown, Delaware Valley	Fr.	Chestnut Hill	12/17/2005	12	12	100.0
	Nick Thomas, Dubuque	Jr.	Wis.-Platteville	11/25/2005	12	12	100.0

### Rebounds

Rk.	Name, School	Cl.	Opponent	Date	Reb.
1.	Josh Hinz, Beloit	Sr.	Grinnell	2/4/2006	36
2.	Jeff Koikowski, Becker	Sr.	Castleton St.	2/18/2006	27
3.	Matt Drahos, Bethany (W.V.)	Sr.	Westminster (Pa.)	1/28/2006	26
	Edrick Montgomery, Millsaps	So.	Oglethorpe	1/3/2006	26
5.	Jeff Koikowski, Becker	Sr.	Johnson St.	2/17/2006	24
	Jeff Koikowski, Becker	Sr.	Elms	2/14/2006	24
	Chris Braier, Lawrence	Sr.	Grinnell	1/13/2006	24
	Matt Grendal, Salve Regina	Jr.	Rhode Island Col.	12/8/2005	24
9.	Jeff Koikowski, Becker	Sr.	Castleton St.	2/4/2006	23
	Anthony Joyner, Becker	Fr.	Lesley	12/10/2005	23



Rk.	Name, School	Cl.	Opponent	Date	Reb.
	Jeff Kolkowski, Becker	Sr.	Wentworth Inst.	11/29/2005	23

### Assists

Rk.	Name, School	Cl.	Opponent	Date	Ast.
1.	Kyle Myrick, Lincoln (Pa.)	Sr.	Delaware Valley	2/2/2006	20
2.	Brent Satern, George Fox	So.	Walla Walla	1/14/2006	15
	Kyle Myrick, Lincoln (Pa.)	Sr.	Juniata	1/2/2006	15
	Steve Thomas, Rowan	Sr.	Rutgers-Camden	11/30/2005	15
5.	Jared Kildare, New York U.	Sr.	Brandeis	1/14/2006	14
	Brad Musser, Lycoming	Sr.	Elmira	12/17/2005	14
	Mike McGarvey, Ursinus	Sr.	Washington (Md.)	11/30/2005	14
	Sterling Williams, Averett	Sr.	Southern Va.	11/30/2005	14
9.	Sean Kelly, Wheaton (Mass.)	Sr.	Rhode Island Col.	3/4/2006	13
	Michael Reyes, Hilbert	So.	Lake Erie	2/24/2006	13
	Davon Barton, Chris. Newport	Fr.	Ferrum	2/12/2006	13
	Mike McGarvey, Ursinus	Sr.	Gettysburg	2/8/2006	13
	Travis Carruthers, Texas-Dallas	Jr.	East Tex. Baptist	2/4/2006	13
	Quameir Harding, Ramapo	Sr.	York (N.Y.)	1/16/2006	13
	Mike McGarvey, Ursinus	Sr.	York (Pa.)	12/30/2005	13
	Davon Barton, Chris. Newport	Fr.	Lincoln (Pa.)	12/21/2005	13
	Luis Urquieta, Concordia-Austin	Fr.	Ozarks (Ark.)	11/28/2005	13
	Marcus Hairston, Methodist	So.	Sewanee	11/20/2005	13
	Brett De Hoogh, Central (Iowa)	So.	Viterbo	11/18/2005	13

### Blocked Shots

Rk.	Name, School	Cl.	Opponent	Date	Blk.
1.	Mark Blasingame, Chris. Newport	Fr.	Ferrum	2/12/2006	10
	Mark Blasingame, Chris. Newport	Fr.	Frostburg St.	12/17/2005	10
	Mardochee Jean, Hardin-Simmons	So.	McMurry	12/12/2005	10

Rk.	Name, School	Cl.	Opponent	Date	Blk.
5.	Darryl White, Lincoln (Pa.)	So.	Cheyney	11/27/2005	10
	Kerry Gibson, Wis.-Oshkosh	Jr.	Wis.-Whitewater	2/15/2006	9
	Mardochee Jean, Hardin-Simmons	So.	Howard Payne	2/11/2006	9
	Drew Cohen, Colby	Jr.	Wesleyan (Conn.)	2/4/2006	9
	Toby Brittain, Lesley	Jr.	Elms	2/1/2006	9
	Drew Cohen, Colby	Jr.	Bates	1/7/2006	9
	Devin Davis, New Jersey City	Jr.	Farmingdale	12/15/2005	9
	Isaac Rosefelt, St. Thomas (Minn.)	Jr.	Gust. Adolphus	12/7/2005	9
	Mardochee Jean, Hardin-Simmons	So.	LeTourneau	12/3/2005	9
	Eric Sweet, Bluffton	Sr.	Adrian	12/3/2005	9

### Steals

Rk.	Name, School	Cl.	Opponent	Date	Stl.
1.	Charley Good, Hamline	Sr.	Concordia-M'head	2/18/2006	9
	Quameir Harding, Ramapo	Sr.	Rutgers-Camden	12/3/2005	9
3.	Brad Johnson, Ozarks (Ark.)	Sr.	McMurry	2/24/2006	8
	Tony Barros, Mass.-Boston	Jr.	Rhode Island Col.	2/18/2006	8
	Sean Kelly, Wheaton (Mass.)	Sr.	Babson	2/18/2006	8
	Drew Wessels, Augustana (Ill.)	Jr.	North Park	2/1/2006	8
	Mike McGarvey, Ursinus	Sr.	Swarthmore	1/21/2006	8
	Phil Valenti, Hamilton	Sr.	Hobart	1/17/2006	8
	Quameir Harding, Ramapo	Sr.	York (N.Y.)	1/16/2006	8
	Dwayne Powell, Lasell	So.	Becker	1/10/2006	8
	Tony Barros, Mass.-Boston	Jr.	Fla. Memorial	1/4/2006	8
	Brian Bradley, Castleton St.	Sr.	Lasell	12/10/2005	8
	Rob Fuller, Ferrum	Jr.	Southern Va.	12/8/2005	8
	Germaine James, Lakeland	Sr.	Maranatha Baptist	11/22/2005	8
	Sean Kelly, Wheaton (Mass.)	Sr.	Mass. Liberal Arts	11/18/2005	8
	Bobby Montrond, New England Col.	Fr.	Castleton St.	11/18/2005	8

## 2006 Division III Team Leaders

### Won-Lost Percentage

Rk.	School	W	L	Pct.
1.	Lawrence	25	1	96.2
2.	Mississippi Col.	29	2	93.5
3.	Va. Wesleyan	30	3	90.9
4.	Hope	28	3	90.3
5.	Wittenberg	30	4	88.2
6.	Amherst	28	4	87.5
7.	Wooster	26	4	86.7
	St. John Fisher	26	4	86.7
9.	York (Pa.)	25	4	86.2
10.	WPI	23	4	85.2
11.	Transylvania	27	5	84.4
12.	Baldwin-Wallace	25	5	83.3
	Lincoln (Pa.)	25	5	83.3
14.	Cortland St.	24	5	82.8
15.	Bethany (W.V.)	23	5	82.1
	Alvernia	23	5	82.1
	Puget Sound	23	5	82.1
	Hamilton	23	5	82.1
	Gordon	23	5	82.1
20.	Carroll (Wis.)	21	5	80.8
21.	Baptist Bible (Pa.)	24	6	80.0
22.	Wis.-Whitewater	23	6	79.3
	Farmingdale	23	6	79.3
	St. Thomas (Minn.)	23	6	79.3
	Widener	23	6	79.3
	Baruch	23	6	79.3
	Augustana (Ill.)	23	6	79.3
28.	North Central (Ill.)	22	6	78.6
29.	Ill. Wesleyan	25	7	78.1
30.	Ohio Northern	21	6	77.8
	Lakeland	21	6	77.8

### Scoring Offense

Rk.	School	G	W-L	Pts.	Avg.
1.	Grinnell	23	14-9	2,699	117.3
2.	Redlands	24	9-15	2,719	113.3
3.	Emory & Henry	26	14-12	2,711	104.3
4.	Westminster (Pa.)	27	11-16	2,753	102.0
5.	Wooster	30	26-4	2,945	98.2
6.	McMurry	27	18-9	2,624	97.2
7.	Lincoln (Pa.)	30	25-5	2,887	96.2
8.	Puget Sound	28	23-5	2,672	95.4
9.	Concordia-Austin	24	6-18	2,153	89.7
10.	Elms	29	22-7	2,572	88.7
11.	Bethany (W.V.)	28	23-5	2,473	88.3
12.	Mt. St. Mary (N.Y.)	29	22-7	2,528	87.2
13.	Baldwin-Wallace	30	25-5	2,601	86.7
14.	Piedmont	25	13-12	2,161	86.4
15.	Carroll (Wis.)	26	21-5	2,212	85.1
16.	Sul Ross St.	26	13-13	2,206	84.8
17.	Amherst	32	28-4	2,683	83.8
18.	Carnegie Mellon	26	20-6	2,175	83.7
19.	Keene St.	29	21-8	2,410	83.1
20.	Buffalo St.	26	13-13	2,158	83.0
21.	Chris. Newport	28	20-8	2,322	82.9
22.	Ramapo	29	18-11	2,403	82.9
23.	York (Pa.)	29	25-4	2,402	82.8
24.	Howard Payne	27	20-7	2,236	82.8
25.	Eastern	26	16-10	2,153	82.8
26.	Tufts	30	23-7	2,480	82.7
27.	Brockport St.	28	15-13	2,314	82.6
28.	Marietta	25	4-21	2,058	82.3
29.	Sewanee	24	7-17	1,974	82.3
30.	Manhattanville	29	19-10	2,381	82.1

### Scoring Defense

Rk.	School	G	W-L	Opp Pts.	Opp Avg.
1.	Wittenberg	34	30-4	1,857	54.6
2.	TCNJ	26	17-9	1,479	56.9
3.	Rochester	25	16-9	1,442	57.7
4.	Gordon	28	23-5	1,653	59.0
5.	Lakeland	27	21-6	1,598	59.2
6.	MIT	30	21-9	1,777	59.2
7.	Penn St.-Behrend	28	20-8	1,659	59.3
8.	Hope	31	28-3	1,861	60.0
9.	Claremont-MS	26	19-7	1,567	60.3
10.	Salve Regina	26	17-9	1,574	60.5
11.	St. Thomas (Minn.)	29	23-6	1,757	60.6
12.	Scranton	28	21-7	1,697	60.6
13.	Pomona-Pitzer	25	16-9	1,526	61.0
14.	Wm. Paterson	31	23-8	1,900	61.3
15.	Wis.-Oshkosh	26	17-9	1,594	61.3
16.	New York U.	25	18-7	1,536	61.4
17.	Baptist Bible (Pa.)	30	24-6	1,845	61.5
18.	Wis.-Platteville	25	12-13	1,547	61.9
19.	Bates	26	20-6	1,610	61.9
20.	Carleton	28	21-7	1,734	61.9
21.	Endicott	29	19-10	1,800	62.1
22.	Widener	29	23-6	1,804	62.2
23.	St. John Fisher	30	26-4	1,868	62.3
24.	Occidental	26	20-6	1,623	62.4
25.	Chicago	25	15-10	1,561	62.4
26.	Cortland St.	29	24-5	1,815	62.6
27.	Rutgers-Newark	28	18-10	1,759	62.8
28.	Curry	26	13-13	1,637	63.0
29.	Blackburn	25	14-11	1,576	63.0
30.	Gust. Adolphus	27	19-8	1,703	63.1



### Scoring Margin

Rk.	School	W-L	Pts. Avg.	Opp. Pts. Avg.	Pt. Mar.		
1.	Wooster.....	26-4	2,945	98.2	2,299	76.6	21.5
2.	Amherst.....	28-4	2,683	83.8	2,070	64.7	19.2
3.	Baptist						
	Bible (Pa.)....	24-6	2,378	79.3	1,845	61.5	17.8
4.	Hope.....	28-3	2,380	76.8	1,861	60.0	16.7
5.	Bethany (W.V.)	23-5	2,473	88.3	2,024	72.3	16.0
6.	Mississippi Col.	29-2	2,529	81.6	2,032	65.5	16.0
7.	York (Pa.).....	25-4	2,212	82.8	1,943	67.0	15.8
8.	Wittenberg.....	30-4	2,369	69.7	1,857	54.6	15.1
9.	St. Thomas (Minn.)	23-6	2,182	75.2	1,757	60.6	14.7
10.	Lawrence.....	25-1	2,040	78.5	1,673	64.3	14.1
11.	Lincoln (Pa.)....	25-5	2,887	96.2	2,475	82.5	13.7
12.	North Central (Ill.)	22-6	2,223	79.4	1,841	65.8	13.6
13.	Va. Wesleyan.....	30-3	2,531	76.7	2,088	63.3	13.4
14.	Carroll (Wis.)...	21-5	2,212	85.1	1,871	72.0	13.1
15.	Elms.....	22-7	2,572	88.7	2,205	76.0	12.7
16.	Chapman.....	20-7	2,064	76.4	1,726	63.9	12.5
	Lakeland.....	21-6	1,936	71.7	1,598	59.2	12.5
18.	Alvernia.....	23-5	2,232	79.7	1,885	67.3	12.4
19.	St. John Fisher.....	26-4	2,238	74.6	1,868	62.3	12.3
20.	Farmingdale.....	23-6	2,368	81.7	2,032	70.1	11.6
21.	Puget Sound....	23-5	2,672	95.4	2,353	84.0	11.4
22.	Wis.-Whitewater..	23-6	2,209	76.2	1,887	65.1	11.1
23.	Gordon.....	23-5	1,961	70.0	1,653	59.0	11.0
24.	Ohio Northern..	21-6	2,133	79.0	1,842	68.2	10.8
25.	Ursinus.....	21-7	2,251	80.4	1,951	69.7	10.7
26.	Occidental.....	20-6	1,901	73.1	1,623	62.4	10.7
27.	New York U....	18-7	1,803	72.1	1,536	61.4	10.7
28.	Baldwin-Wallace.....	25-5	2,601	86.7	2,281	76.0	10.7
29.	Wartburg.....	19-6	1,916	76.6	1,650	66.0	10.6
30.	Hamilton.....	23-5	2,236	79.9	1,941	69.3	10.5

### Field-Goal Percentage

Rk.	School	G	W-L	FGM	FGA	FG%
1.	Baldwin-Wallace....	30	25-5	933	1,743	53.5
2.	North Central (Ill.)	28	22-6	860	1,626	52.9
3.	Wooster.....	30	26-4	1,073	2,041	52.6
4.	Gust. Adolphus.....	27	19-8	710	1,362	52.1
5.	Mississippi Col.....	31	29-2	933	1,815	51.4
6.	St. Thomas (Minn.)	29	23-6	829	1,618	51.2
7.	Ill. Wesleyan.....	32	25-7	909	1,776	51.2
8.	Carroll (Wis.).....	26	21-5	818	1,600	51.1
9.	Occidental.....	26	20-6	739	1,447	51.1
10.	Bethany (W.V.).....	28	23-5	894	1,754	51.0
11.	Baptist Bible (Pa.)	30	24-6	879	1,728	50.9
12.	York (Pa.).....	29	25-4	884	1,740	50.8
13.	Chapman.....	27	20-7	748	1,473	50.8
14.	Willamette.....	25	17-8	697	1,373	50.8
15.	Lawrence.....	26	25-1	726	1,450	50.1
16.	Johns Hopkins.....	26	18-8	695	1,393	49.9
17.	Lesley.....	26	13-13	768	1,540	49.9
18.	Randolph-Macon...	29	22-7	779	1,565	49.8
19.	Whitworth.....	27	20-7	778	1,563	49.8
20.	Ripon.....	22	7-15	639	1,292	49.5
21.	Utica.....	30	23-7	808	1,634	49.4
22.	DePauw.....	28	15-13	788	1,599	49.3
23.	Buffalo St.....	26	13-13	825	1,676	49.2
24.	Wittenberg.....	34	30-4	861	1,751	49.2
25.	Albion.....	26	20-6	675	1,373	49.2
26.	Amherst.....	32	28-4	943	1,922	49.1
27.	Ohio Northern.....	27	21-6	765	1,564	48.9
28.	Franklin.....	28	20-8	780	1,595	48.9
29.	Howard Payne.....	27	20-7	824	1,685	48.9
30.	Wheaton (Ill.).....	25	11-14	637	1,303	48.9

### Field-Goal Percentage Defense

Rk.	School	G	W-L	Opp. FG	Opp. FGA	Opp. FG%
1.	Huntingdon.....	27	20-7	568	1,604	35.4
2.	Rochester.....	25	16-9	492	1,341	36.7
3.	Salem St.....	26	18-8	629	1,705	36.9

Rk.	School	G	W-L	FG	FGA	FG%
4.	Wittenberg.....	34	30-4	653	1,748	37.4
5.	Baruch.....	29	23-6	658	1,739	37.8
6.	Emmanuel (Mass.)..	28	20-8	664	1,743	38.1
7.	Chris. Newport.....	28	20-8	728	1,905	38.2
8.	Pomona-Pitzer.....	25	16-9	532	1,392	38.2
9.	Claremont-M-S.....	26	19-7	525	1,364	38.5
10.	Randolph-Macon....	29	22-7	688	1,782	38.6
11.	Wm. Paterson.....	31	23-8	619	1,599	38.7
12.	Wilkes.....	24	14-10	537	1,387	38.7
13.	Hope.....	31	28-3	668	1,725	38.7
14.	Mary Hardin-Baylor	27	18-9	622	1,585	39.2
15.	Lake Erie.....	28	21-7	619	1,577	39.3
16.	Mississippi Col.....	31	29-2	723	1,839	39.3
17.	Me.-Farmington....	28	13-15	721	1,832	39.4
18.	Maine Maritime....	24	9-15	580	1,470	39.5
19.	Colby.....	25	11-14	600	1,515	39.6
20.	Westfield St.....	26	18-8	664	1,674	39.7
21.	Lehman.....	27	14-13	646	1,625	39.8
22.	York (Pa.).....	29	25-4	696	1,745	39.9
23.	Wis.-Stout.....	29	22-7	634	1,588	39.9
24.	Lakeland.....	27	21-6	575	1,440	39.9
25.	Hardin-Simmons....	25	14-11	595	1,490	39.9
26.	Penn St.-Behrend....	28	20-8	594	1,487	39.9
27.	Farmingdale.....	29	23-6	708	1,772	40.0
28.	Worcester St.....	27	13-14	619	1,549	40.0
29.	Dominican (Ill.)...	26	13-13	584	1,458	40.1
30.	King's (Pa.).....	26	17-9	627	1,565	40.1
31.	New York U.....	25	18-7	568	1,417	40.1

### Three-Point Field Goals Per Game

Rk.	School	G	W-L	3FG	3PG
1.	Redlands.....	24	9-15	507	21.1
2.	Grinnell.....	23	14-9	452	19.7
3.	Emory & Henry.....	26	14-12	457	17.6
4.	Westminster (Pa.)	27	11-16	460	17.0
5.	Mary Washington....	26	15-11	308	11.8
6.	Mt. St. Mary (N.Y.)	29	22-7	335	11.6
7.	Lewis & Clark.....	24	11-13	267	11.1
8.	Williams.....	25	17-8	275	11.0
9.	Marietta.....	25	4-21	271	10.8
10.	Wooster.....	30	26-4	313	10.4
11.	McMurry.....	27	18-9	264	9.8
12.	Union (N.Y.).....	28	17-11	273	9.8
13.	Concordia-Austin....	24	6-18	232	9.7
14.	Blackburn.....	25	14-11	241	9.6
15.	Husson.....	27	17-10	260	9.6
16.	Rhode Island Col....	29	19-10	279	9.6
17.	Monmouth (Ill.)....	21	8-13	200	9.5
18.	Sewanee.....	24	7-17	225	9.4
19.	Ohio Wesleyan.....	27	18-9	252	9.3
20.	Amherst.....	32	28-4	293	9.2
21.	Aurora.....	27	16-11	247	9.1
22.	Bethel (Minn.).....	26	15-11	235	9.0
23.	Puget Sound.....	28	23-5	253	9.0
24.	Farmingdale.....	29	23-6	260	9.0
25.	DePauw.....	28	15-13	249	8.9
26.	Suffolk.....	26	11-15	230	8.8
	La Roche.....	26	10-16	230	8.8
28.	Bethany (W.V.).....	28	23-5	247	8.8
	Utica/Rome.....	28	16-12	247	8.8
30.	MacMurray.....	25	9-16	219	8.8

### Three-Point Field-Goal Percentage

Rk.	School	G	W-L	3FG	3FGA	3FG%
1.	Potsdam St.....	28	16-12	210	485	43.3
2.	Wooster.....	30	26-4	313	729	42.9
3.	Utica.....	30	23-7	180	420	42.9
4.	Farmingdale.....	29	23-6	260	612	42.5
5.	Gust. Adolphus.....	27	19-8	148	353	41.9
6.	St. Thomas (Minn.)	29	23-6	215	513	41.9
7.	Connecticut Col....	24	13-11	197	472	41.7
8.	Amherst.....	32	28-4	293	704	41.6
9.	DePauw.....	28	15-13	249	600	41.5
10.	Wheaton (Ill.).....	25	11-14	175	423	41.4
11.	Yeshiva.....	25	13-12	168	407	41.3

Rk.	School	G	W-L	3FG	3FGA	3FG%
12.	Randolph-Macon...	29	22-7	183	445	41.1
13.	Hampden-Sydney....	26	18-8	178	435	40.9
14.	Ill. Wesleyan.....	32	25-7	235	575	40.9
15.	George Fox.....	25	16-9	185	454	40.7
16.	Baldwin-Wallace....	30	25-5	189	466	40.6
17.	Western New Eng...	27	14-13	201	496	40.5
18.	Union (N.Y.).....	28	17-11	273	676	40.4
19.	WPI.....	27	23-4	197	490	40.2
20.	St. Lawrence.....	25	13-12	158	393	40.2
21.	Lawrence.....	26	25-1	183	456	40.1
22.	Willamette.....	25	17-8	188	473	39.7
23.	Blackburn.....	25	14-11	241	609	39.6
24.	York (Pa.).....	29	25-4	217	550	39.5
25.	Manhattanville....	29	19-10	213	541	39.4
26.	Chris. Newport....	28	20-8	162	412	39.3
27.	Earlham.....	27	13-14	161	410	39.3
28.	Mt. St. Mary (N.Y.)	29	22-7	335	856	39.1
29.	Greenville.....	25	7-18	203	519	39.1
30.	Brockport St.....	28	15-13	215	551	39.0
31.	Greensboro.....	25	12-13	154	395	39.0

### Free-Throw Percentage

Rk.	School
-----	--------

Rk.	School	W-L	Reb.	Avg. Reb.	Opp. Reb.	Opp. Avg. Reb.	Reb. Mar.
22.	Ill. Wesleyan...	25-7	1,177	36.8	954	29.8	7.0
23.	Tufts.....	23-7	1,262	42.1	1,053	35.1	7.0
24.	St. Lawrence...	13-12	1,011	40.4	837	33.5	7.0
25.	Worcester St. .	13-14	1,140	42.2	954	35.3	6.9
26.	Claremont-M-S	19-7	940	36.2	761	29.3	6.9
27.	Baldwin- Wallace .....	25-5	1,157	38.6	958	31.9	6.6
28.	Villa Julie.....	20-9	1,210	41.7	1,018	35.1	6.6
29.	New York U....	18-7	938	37.5	776	31.0	6.5
30.	Lawrence .....	25-1	963	37.0	796	30.6	6.4
31.	Rensselaer.....	11-14	982	39.3	822	32.9	6.4

## 2006 Division III Team Game Highs

### Points

Rk.	School	Opponent	Date	Pts.	Opp. Pts.
1.	Wooster	Emory & Henry	11/27/2005	150	101
	Emory & Henry	Thomas More	11/26/2005	150	110
3.	Muskingum	Redlands	11/18/2005	148	125
4.	Guilford	Emory & Henry	11/30/2005	147	136
5.	Bethany (W.V.)	Westminster (Pa.)	1/16/2006	140	109
6.	Emory & Henry	Southern Vt.	11/19/2005	139	122
7.	McMurry	Concordia-Austin	1/19/2006	138	112
8.	Emory & Henry	Guilford	11/30/2005	136	147
9.	Carthage	Grinnell	1/4/2006	135	123
	Case Reserve	Westminster (Pa.)	11/27/2005	135	120
	Chapman	Redlands	11/26/2005	135	122
12.	Westminster (Pa.)	Thomas More	1/21/2006	134	109
13.	Wooster	Westminster (Pa.)	12/18/2005	133	110
14.	Wooster	Hiram	2/8/2006	129	67
	Elms	Becker	1/25/2006	129	47
	Wooster	Thiel	12/30/2005	129	80
	Westminster (Pa.)	Delaware Valley	11/18/2005	129	125
18.	Emory & Henry	Berea	12/30/2005	128	114
19.	Emory & Henry	John Carroll	11/18/2005	127	137
20.	Sul Ross St.	Concordia-Austin	2/4/2006	126	105
	Lincoln (Pa.)	Delaware Valley	2/2/2006	126	85
	Lincoln (Pa.)	Newport News	1/11/2006	126	89
	Emory & Henry	King (Tenn.)	12/12/2005	126	97
	McMurry	Hardin-Simmons	12/12/2005	126	104
25.	Wheaton (Ill.)	Redlands	1/3/2006	123	126
	Puget Sound	Caltech	12/19/2005	123	74
27.	Wooster	Allegheny	2/1/2006	121	88
	Ramapo	Rutgers-Camden	1/28/2006	121	79
	Ohio Wesleyan	Hiram	1/28/2006	121	70
	Castleton St.	St. Joseph (Vt.)	1/4/2006	121	90

### Field-Goal Percentage

Rk.	School	Opponent	Date	FGM	FGA	FG%
1.	LaGrange	Sewanee	11/22/2005	42	56	75.0
	Wartburg	Grinnell	12/7/2005	36	48	75.0
3.	Chapman	Redlands	11/26/2005	55	74	74.3
4.	Muskingum	Redlands	11/18/2005	63	85	74.1
5.	Randolph-Macon	Emory & Henry	1/8/2006	41	57	71.9
6.	Wheaton (Ill.)	Concordia (Wis.)	11/18/2005	28	39	71.8
7.	Wooster	Emory & Henry	11/27/2005	63	89	70.8
8.	Anderson (Ind.)	Tri-State	11/30/2005	36	52	69.2
	UC Santa Cruz	Cal St. Maritime	12/30/2005	27	39	69.2
10.	McMurry	Concordia-Austin	1/19/2006	50	73	68.5
11.	Mount Ida	Thomas	2/18/2006	39	57	68.4
12.	Hampden-Sydney	Emory & Henry	12/3/2005	56	82	68.3
13.	Gordon	Wentworth Inst.	1/28/2006	30	44	68.2
14.	Wis.-Whitewater	Haskell	12/17/2005	34	50	68.0
	Plymouth St.	Tufts	12/6/2005	34	50	68.0
	Elmhurst	St. Norbert	11/22/2005	34	50	68.0

### Three-Point Field Goals Made

Rk.	School	Opponent	Date	3FG
1.	Lewis & Clark	Whitman	1/6/2006	24
2.	Wooster	Hiram	2/8/2006	22

Rk.	School	Opponent	Date	3FG
	Westminster (Pa.)	DeSales	1/7/2006	22
	Westminster (Pa.)	Ottawa	12/28/2005	22
5.	Muskingum	Heidelberg	2/18/2006	21
6.	Wooster	Thiel	12/30/2005	20
7.	Westminster (Pa.)	Wash. & Jeff.	2/4/2006	19
	Williams	Southern Vt.	1/2/2006	19
	Williams	Springfield	12/10/2005	19
10.	Concordia-Austin	Howard Payne	2/2/2006	18
	DePauw	Illinois Tech	12/8/2005	18
	Emory	Sewanee	12/6/2005	18

### Three-Point Field-Goal Percentage

#### Minimum 10 made

Rk.	School	Opponent	Date	3FG	3FGA	3FG%
1.	Ill. Wesleyan	Westmont	12/30/2006	10	13	76.9
	Wm. Paterson	Kean	2/8/2006	10	13	76.9
3.	Willamette	George Fox	1/21/2006	12	16	75.0
4.	Mass.-Dartmouth	Plymouth St.	2/21/2006	13	18	72.2
5.	Carnegie Mellon	Washington-St. Louis	1/29/2006	10	14	71.4
	Central (Iowa)	MacMurray	12/17/2005	10	14	71.4
7.	Bethany (W.V.)	Wash. & Jeff.	1/14/2006	17	24	70.8
8.	Muhlenberg	Dickinson	1/25/2006	11	16	68.8
	Mississippi Col.	LeTourneau	1/12/2006	11	16	68.8
10.	Wis.-Stevens Point	Northland	12/16/2005	15	22	68.2
11.	Keene St.	Mitchell	1/31/2006	14	21	66.7
	Rose-Hulman	Rhodes	2/3/2006	12	18	66.7
	Castleton St.	St. Joseph (Vt.)	1/4/2006	12	18	66.7
	Willamette	Whittier	12/30/2005	12	18	66.7
	UC Santa Cruz	Golden St. Baptist	2/4/2006	10	15	66.7
	Puget Sound	George Fox	2/3/2006	10	15	66.7
	North Central (Ill.)	Aurora	1/7/2006	10	15	66.7

### Free-Throw Percentage

#### Minimum 15 made

Rk.	School	Opponent	Date	FT	FTA	FT%
1.	St. Scholastica	Northwestern (Minn.)	1/20/2006	21	21	100.0
	Northland	Finlandia	1/17/2006	10	10	100.0
	Willamette	Whitman	2/4/2006	19	19	100.0
4.	Montclair St.	Rowan	1/7/2006	32	32	97.0
5.	Wheaton (Mass.)	MIT	3/3/2006	24	25	96.0
6.	Wartburg	Cornell College	2/18/2006	22	23	95.7
	Whitworth	Lewis & Clark	2/4/2006	22	23	95.7
	Hanover	Franklin	1/4/2006	22	23	95.7
	Wis.-Stevens Point	Mid-America Naz.	12/30/2005	22	23	95.7
	Wittenberg	Wooster	12/10/2005	22	23	95.7
11.	Marian (Wis.)	Ripon	11/18/2005	21	22	95.5
12.	Clarkson	Rensselaer	1/22/2006	19	20	95.0
	Bates	Plymouth St.	2/2/2006	19	20	95.0
	Texas-Dallas	LeTourneau	2/2/2006	19	20	95.0
	Tufts	Wheaton (Mass.)	1/17/2006	19	20	95.0
16.	Trinity (Conn.)	Middlebury	2/3/2006	18	19	94.7
	Husson	Castleton St.	1/22/2006	18	19	94.7
	Wheaton (Ill.)	Elmhurst	1/21/2006	18	19	94.7
19.	Gettysburg	Swarthmore	1/12/2006	17	18	94.4
20.	Cornell College	Loras	2/15/2006	16	17	94.1
	Montclair St.	Staten Island	12/10/2005	16	17	94.1
	Ill. Wesleyan	Texas-Dallas	11/18/2005	16	17	94.1

Photo by Brett Wilhelm/NCAA Photos



# Attendance Records

Cumulative Summary .....	234
Division I Championship Tournament.....	234
Conferences .....	234
Leading Teams .....	235
Annual Attendance .....	240
Division I Attendance Records .....	243
Division II Attendance Records .....	243
Division III Attendance Records .....	244



# Attendance

## 2006 Attendance Summary

(For All NCAA Varsity Teams)

	Total Teams	Games or Sessions	2006 Attendance	Avg.	Change in Total	Change in Avg.
Home Attendance, NCAA Div. I.....	+326	*4,515	*23,466,802	5,198	382,208	103
NCAA Championship Tournament.....		+35	670,254	19,150	-19,063	-545
Other Div. I Neutral-Site Attendance.....		206	*1,671,290	8,113	78,884	-268
<b>NCAA DIVISION I TOTALS.....</b>	<b>+326</b>	<b>+4,756</b>	<b>*25,808,346</b>	<b>5,426</b>	<b>442,029</b>	<b>92</b>
Home Attendance, NCAA Division II.....	^264	3,533	2,913,513	825	-141,036	-29
Home Attendance, NCAA Division III.....	382	*4,544	1,955,720	430	-4,421	-1
Reclassifying Teams.....	12	138	134,062	971	-	-
Neutral-Site Attendance for Divisions II & III.....		171	100,029	585	-	-
NCAA Division II Tournament Neutral Sites.....		15	20,483	1,366	-	-
NCAA Division III Tournament Neutral Sites.....		4	7,562	*1,891	-	-
<b>NATIONAL TOTALS FOR 2006.....</b>	<b>*984</b>	<b>*13,161</b>	<b>*30,939,715</b>	<b>2,351</b>	<b>371,070</b>	<b>24</b>

\* Record high. + Ties record. NOTES: The neutral-site attendance for Divisions II and III does not include NCAA tournaments. The total attendance figure for the Division II Tournament was 60,640 for a 1,684 average over 36 sessions, and the Division III Tournament figure was 99,394 for a 2,367 average over 42 sessions.

^ Division II attendance figures do not include five NCAA Puerto Rican schools.

## Division I Championship Tournament

Round	Site	Att.	Site	Att.	Site	Att.	Site	Att.
Opening Round	Dayton	7,764						
1st Round	Auburn Hills	18,456	Dayton	12,945	Jacksonville	13,772	Salt Lake City	15,122
	Auburn Hills	19,400	Dayton	12,945	Jacksonville	13,772	Salt Lake City	15,122
	Dallas	19,028	Greensboro	22,073	Philadelphia	19,990	San Diego	10,068
	Dallas	19,263	Greensboro	22,642	Philadelphia	19,990	San Diego	9,891
2nd Round	Auburn Hills	19,689	Dayton	12,945	Jacksonville	13,777	Salt Lake City	15,122
	Dallas	19,251	Greensboro	22,809	Philadelphia	20,050	San Diego	10,068
Regional Semifinal	Atlanta	27,633	Minneapolis	22,293	Oakland	19,596	Washington	19,638
Regional Final	Atlanta	27,130	Minneapolis	21,613	Oakland	19,689	Washington	19,718
<b>Final Four</b>								
National Semifinal	Indianapolis	43,822						
National Final	Indianapolis	43,168						
Final Four Total		86,990						
<b>Total Tournament Attendance</b>		670,254						
<b>Average Per Session</b>		19,150						

## All Division I Conferences

	Total Teams	Entire Season			Conference Tournament		
		Games or Sessions	2006 Attendance	Average	Change In Avg.	Total Sessions	Total Attendance
1. Big Ten.....	11	181	2,277,085	12,581	51	90,763	18,153
2. Atlantic Coast #.....	12	202	*2,277,076	11,273	176	142,470	23,745
3. Southeastern.....	12	199	2,205,320	11,082	419	97,212	16,202
4. Big East #.....	16	268	**2,964,418	11,061	665	117,564	19,594
5. Big 12.....	12	195	1,973,540	*10,121	360	109,428	18,238
6. Pacific 10.....	10	162	1,281,203	7,909	-556	74,801	14,960
7. Mountain West #.....	9	146	1,133,916	7,767	-1024	37,293	7,459
8. Missouri Valley.....	10	156	*1,203,771	*7,716	516	63,739	12,748
9. Western Athletic #.....	9	134	782,529	5,840	79	30,859	7,715
10. Atlantic 10 #.....	14	208	1,191,831	5,730	342	39,093	6,516
11. Conference USA #.....	12	182	1,029,193	5,655	-2354	68,277	11,380
12. Colonial #.....	12	166	*602,784	3,631	-181	30,120	5,020
13. Mid-American #.....	12	170	596,539	3,509	-246	48,582	6,073
14. Horizon.....	9	129	448,531	3,477	-79	23,894	3,982
15. Sun Belt #.....	11	148	439,427	2,969	-253	15,456	2,576
16. West Coast.....	8	112	*328,533	*2,933	129	20,238	5,060
17. Ohio Valley.....	11	149	416,271	2,794	-236	13,164	2,194
18. Big Sky.....	8	108	296,038	2,741	358	11,508	2,877
19. Mid-Continent.....	9	110	270,011	2,455	-182	15,499	3,875
20. Metro Atlantic.....	10	127	305,716	2,407	-106	19,914	4,979
21. Southern #.....	11	155	352,518	2,274	-195	18,988	3,798
22. Ivy.....	8	100	218,706	2,187	86	-	-
23. Big West #.....	8	107	211,364	1,975	-713	10,632	2,658
24. America East #.....	9	110	215,975	1,963	38	17,759	3,552
25. Atlantic Sun #.....	9	111	217,479	1,959	416	17,556	4,389
26. Mid-Eastern.....	11	116	216,559	1,867	176	18,637	3,727
27. Patriot.....	8	105	189,458	1,804	156	16,150	3,230
28. Southwestern.....	10	110	171,604	1,560	7	5,182	1,296
29. Southland.....	11	148	228,258	1,542	-123	20,004	2,858
30. Big South.....	9	118	174,854	1,482	-111	15,640	2,607
31. Northeast.....	11	143	166,053	1,161	6	10,749	1,536
Independents.....	4	46	85,588	1,861	-64	-	-

\*\* All-Time record high. \* Record high for that conference. # Different lineups in 2005.

NOTE: Entire season total attendance includes the conference tournaments.



**Leading Division II Conferences**

Rank	Division II	Total Teams	Games or Sessions	2006 Attendance	Average	Change In Avg.
1.	North Central.....	7	103	197,739	1,920	-332
2.	Mid-America.....	9	125	232,234	1,858	79
3.	CIAA.....	12	152	235,121	1,547	-519
4.	Northern Sun.....	8	116	164,621	1,419	218
5.	SIAC.....	12	158	162,623	1,029	-92
6.	Lone Star.....	14	186	189,510	1,019	32
7.	Great Northwest.....	10	139	138,850	999	-79
8.	Gulf South.....	17	229	221,728	968	54
9.	Great Lakes Valley..	14	202	191,509	948	-162
10.	California.....	10	130	116,483	896	7

**Leading Division III Conferences**

Rank	Division III	Total Teams	Games or Sessions	2006 Attendance	Average	Change In Avg.
1.	Michigan.....	7	87	107,400	1,234	119
2.	Illinois & Wisconsin	8	94	81,401	866	719
3.	Wisconsin.....	9	112	89,604	800	-136
4.	North Coast.....	10	123	86,750	705	98
5.	Ohio.....	10	114	79,515	698	-103
6.	Northwest.....	9	96	65,425	682	0
7.	Iowa.....	9	102	67,624	663	79
8.	Midwest.....	10	117	72,840	623	-19
9.	American Southwest	15	182	99,930	549	20
10.	Old Dominion.....	10	126	67,308	534	3

**Leading Teams**

**DIVISION I**

Rank	School	G	Attendance	Average
1.	Kentucky.....	15	341,445	22,763
2.	Syracuse.....	19	410,153	21,587
3.	North Carolina.....	17	344,071	20,239
4.	Louisville.....	22	402,963	18,316
5.	Tennessee.....	15	269,310	17,954
6.	Maryland.....	17	291,961	17,174
7.	Wisconsin.....	16	274,272	17,142
8.	Indiana.....	13	220,343	16,949
9.	Illinois.....	16	265,888	16,618
10.	Kansas.....	16	260,800	16,300
11.	Ohio St.....	17	261,622	15,389
12.	Arkansas.....	16	239,336	14,958
13.	Memphis.....	20	297,328	14,866
14.	Michigan St.....	14	206,626	14,759
15.	Wake Forest.....	18	263,970	14,665
16.	Arizona.....	14	204,213	14,586
17.	North Carolina St.....	18	260,509	14,472
18.	Marquette.....	16	223,983	13,998
19.	Connecticut.....	16	223,176	13,948
20.	Creighton.....	17	236,313	13,900
21.	New Mexico.....	17	227,575	13,386
22.	Texas.....	17	221,415	13,024
23.	Dayton.....	17	211,176	12,422
24.	Vanderbilt.....	16	195,159	12,197
25.	Iowa.....	17	204,102	12,006
26.	Iowa St.....	16	190,331	11,895
27.	Oklahoma.....	15	177,076	11,805
28.	Oklahoma St.....	16	185,470	11,591
29.	Minnesota.....	18	207,639	11,535
30.	Brigham Young.....	15	166,037	11,069

**2006 DIVISION I TEAM-BY-TEAM ATTENDANCE**

School	G	Attendance	Avg.
Air Force.....	15	58,230	3,882
Akron.....	13	45,107	3,469
Alabama.....	18	189,055	10,503
Alabama A&M.....	12	18,596	1,549
UAB.....	15	81,966	5,464
Alabama St.....	11	26,722	2,429
Albany (N.Y.).....	13	33,038	2,541
Alcorn St.....	9	8,153	905
American.....	11	16,507	1,500
Appalachian St.....	12	24,511	2,042
Arizona.....	14	204,213	14,586
Arizona St.....	17	114,435	6,731
Arkansas.....	16	239,336	14,958
Ark.-Little Rock.....	15	48,344	3,222
Ark.-Pine Bluff.....	10	8,837	883
Arkansas St.....	13	47,411	3,647
Army.....	13	12,724	978
Auburn.....	16	73,465	4,591
Austin Peay.....	13	41,609	3,200
Ball St.....	14	71,063	5,075
Baylor.....	8	50,857	6,357
Belmont.....	12	19,003	1,583
Bethune-Cookman.....	9	21,222	2,358
Binghamton.....	14	51,571	3,683
Birmingham-So.....	13	15,548	1,196
Boise St.....	15	55,280	3,685
Boston College.....	16	115,409	7,213
Boston U.....	11	14,071	1,279

School	G	Attendance	Avg.
Bowling Green.....	13	22,927	1,763
Bradley.....	14	129,086	9,220
Brigham Young.....	15	166,037	11,069
Brown.....	12	11,150	929
Bucknell.....	15	55,591	3,706
Buffalo.....	15	64,194	4,279
Butler.....	13	48,883	3,760
California.....	15	139,864	9,324
UC Davis.....	13	18,618	1,432
UC Irvine.....	13	30,739	2,364
Cal Poly.....	13	26,727	2,055
UC Riverside.....	13	13,211	1,016
UC Santa Barb.....	13	23,784	1,829
Cal St. Fullerton.....	12	12,440	1,036
Cal St. Northridge.....	12	12,910	1,075
Campbell.....	13	11,766	905
Canisius.....	13	14,396	1,107
Centenary (La.).....	13	10,739	826
Central Conn. St.....	15	30,189	2,012
UCF.....	15	23,115	1,541
Central Mich.....	13	25,187	1,937
Col. of Charleston.....	15	40,863	2,724
Charleston So.....	13	11,087	852
Charlotte.....	15	99,623	6,641
Chattanooga.....	15	54,735	3,649
Chicago St.....	8	7,650	956
Cincinnati.....	20	186,019	9,300
Citadel.....	14	16,552	1,182
Clemson.....	16	113,378	7,086
Cleveland St.....	16	32,197	2,012
Coastal Caro.....	15	13,728	915
Colgate.....	12	6,267	522
Colorado.....	16	80,290	5,018
Colorado St.....	15	64,548	4,303
Columbia.....	13	19,696	1,515
Connecticut.....	16	223,176	13,948
Coppin St.....	9	8,638	959
Cornell.....	12	22,680	1,890
Creighton.....	17	236,313	13,900
Dartmouth.....	10	11,032	1,103
Davidson.....	15	45,219	3,014
Dayton.....	17	211,176	12,422
Delaware.....	12	40,261	3,355
Delaware St.....	10	9,777	977
Denver.....	11	24,798	2,254
DePaul.....	14	138,560	9,897
Detroit.....	14	32,808	2,343
Drake.....	16	68,280	4,267
Drexel.....	14	26,386	1,884
Duke.....	15	139,710	9,314
Duquesne.....	15	22,934	1,528
East Caro.....	15	77,538	5,169
East Tenn. St.....	13	57,785	4,445
Eastern Ill.....	12	18,697	1,558
Eastern Ky.....	14	37,450	2,675
Eastern Mich.....	13	19,914	1,531
Eastern Wash.....	12	27,032	2,252
Elon.....	14	20,789	1,484
Evansville.....	14	84,351	6,025
Fairfield.....	12	28,628	2,385
Fairleigh Dickinson.....	14	15,812	1,129
Florida.....	18	195,331	10,851
Florida A&M.....	11	16,212	1,473
Fla. Atlantic.....	12	13,341	1,111
Florida Int'l.....	13	12,556	965

**ATTENDANCE RECORDS**

School	G	Attendance	Avg.	School	G	Attendance	Avg.
Florida St.	17	124,363	7,315	UMKC	13	28,394	2,184
Fordham	12	29,331	2,444	Missouri St.	16	111,455	6,965
Fresno St.	14	145,699	10,407	Monmouth	12	20,999	1,749
Furman	14	28,703	2,050	Montana	14	69,680	4,977
Gardner-Webb	10	28,438	2,843	Montana St.	16	57,536	3,596
George Mason	13	58,931	4,533	Morehead St.	12	25,520	2,126
George Washington	15	57,165	3,811	Morgan St.	11	18,089	1,644
Georgetown	13	134,573	10,351	Mt. St. Mary's	13	13,646	1,049
Georgia	14	99,613	7,115	Murray St.	15	53,833	3,588
Ga. Southern	13	32,205	2,477	Navy	14	22,222	1,587
Georgia St.	12	18,449	1,537	Nebraska	19	178,937	9,417
Georgia Tech	15	137,865	9,191	Nevada	18	150,674	8,370
Gonzaga	16	101,879	6,367	UNLV	16	160,640	10,040
Grambling	11	14,285	1,298	New Hampshire	11	10,992	999
Hampton	14	24,369	1,740	New Mexico	17	227,575	13,386
Hartford	13	15,740	1,210	New Mexico St.	14	91,363	6,525
Harvard	13	14,986	1,152	New Orleans	9	5,774	641
Hawaii	17	125,523	7,383	Niagara	12	23,890	1,990
High Point	11	14,165	1,287	Nicholls St.	10	4,733	473
Hofstra	15	45,343	3,022	Norfolk St.	10	22,119	2,211
Holy Cross	13	31,566	2,428	North Carolina	17	344,071	20,239
Houston	15	72,869	4,857	N.C. A&T	10	40,407	4,040
Howard	9	11,111	1,234	UNC Asheville	11	10,411	946
Idaho	14	19,093	1,363	UNC Greensboro	12	32,881	2,740
Idaho St.	13	28,573	2,197	North Carolina St.	18	260,509	14,472
Illinois	16	265,888	16,618	UNC Wilmington	13	73,627	5,663
Ill.-Chicago	14	47,534	3,395	North Dakota St.	13	32,348	2,488
Illinois St.	15	81,136	5,409	North Fla.	13	13,595	1,045
Indiana	13	220,343	16,949	North Texas	15	32,193	2,146
Indiana St.	15	64,170	4,278	Northeastern	12	24,104	2,008
IPFW	11	37,328	3,393	Northern Ariz.	16	32,764	2,047
IUPUI	12	18,509	1,542	Northern Colo.	12	11,427	952
Iona	11	26,485	2,407	Northern Ill.	13	30,287	2,329
Iowa	17	204,102	12,006	UNI	15	103,482	6,898
Iowa St.	16	190,331	11,895	Northwestern	14	70,152	5,010
Jackson St.	11	30,456	2,768	Northwestern St.	14	33,044	2,360
Jacksonville	12	16,641	1,386	Notre Dame	17	159,869	9,404
Jacksonville St.	15	28,313	1,887	Oakland	13	30,515	2,347
James Madison	14	53,461	3,818	Ohio	15	71,068	4,737
Kansas	16	260,800	16,300	Ohio St.	17	261,622	15,389
Kansas St.	17	130,296	7,664	Oklahoma	15	177,076	11,805
Kennesaw St.	12	10,722	893	Oklahoma St.	16	185,470	11,591
Kent St.	14	52,517	3,751	Old Dominion	15	103,725	6,915
Kentucky	15	341,445	22,763	Oral Roberts	12	75,318	6,276
La Salle	13	34,698	2,669	Oregon	17	144,392	8,493
Lafayette	13	23,932	1,840	Oregon St.	13	86,028	6,617
Lamar	14	45,765	3,268	Pacific	14	59,692	4,263
Lehigh	14	20,649	1,474	Penn.	16	85,273	5,329
Liberty	13	23,183	1,783	Penn St.	18	122,946	6,830
Lipscomb	12	18,568	1,547	Pepperdine	12	21,912	1,826
Long Beach St.	13	21,229	1,633	Pittsburgh	17	180,618	10,624
Long Island	12	8,322	693	Portland	13	26,184	2,014
Longwood	12	11,924	993	Portland St.	11	11,367	1,033
La-Lafayette	11	37,422	3,402	Prairie View	12	12,435	1,036
La-Monroe	13	10,304	792	Princeton	13	36,629	2,817
LSU	16	151,499	9,468	Providence	16	133,583	8,348
Louisiana Tech	12	33,457	2,788	Purdue	14	149,621	10,687
Louisville	22	402,963	18,316	Quinnipiac	13	14,294	1,099
Loyola (Ill.)	16	38,721	2,420	Radford	12	15,460	1,288
Loyola (Md.)	12	27,930	2,327	Rhode Island	16	76,150	4,759
Loyola Marymount	12	26,007	2,167	Rice	15	35,711	2,380
Maine	11	15,723	1,429	Richmond	16	75,982	4,748
Manhattan	14	26,894	1,921	Rider	12	16,640	1,386
Marist	12	30,226	2,518	Robert Morris	13	13,058	1,004
Marquette	16	223,983	13,998	Rutgers	17	100,068	5,886
Marshall	13	52,657	4,050	Sacramento St.	12	12,435	1,036
Maryland	17	291,961	17,174	Sacred Heart	13	11,158	858
UMBC	12	21,077	1,756	St. Bonaventure	13	55,654	4,281
Md.-East. Shore	10	15,098	1,509	St. Francis (N.Y.)	13	4,438	341
Massachusetts	12	58,844	4,903	St. Francis (Pa.)	12	16,002	1,333
McNeese St.	12	9,784	815	St. John's (N.Y.)	17	99,355	5,844
Memphis	20	297,328	14,866	St. Joseph's	12	53,067	4,422
Mercer	11	11,805	1,073	St. Louis	15	139,884	9,325
Miami (Fla.)	16	68,247	4,265	St. Mary's (Cal.)	16	34,258	2,141
Miami (Ohio)	13	52,361	4,027	St. Peter's	12	20,784	1,732
Michigan	19	203,111	10,690	Sam Houston St.	16	33,446	2,090
Michigan St.	14	206,626	14,759	Samford	13	20,348	1,565
Middle Tenn.	13	58,338	4,487	San Diego	13	33,073	2,544
Minnesota	18	207,639	11,535	San Diego St.	15	105,209	7,013
Mississippi	17	65,198	3,835	San Francisco	14	45,994	3,285
Mississippi St.	16	143,246	8,952	San Jose St.	13	19,632	1,510
Mississippi Val.	9	19,027	2,114	Santa Clara	14	30,988	2,213
Missouri	16	133,904	8,369	Savannah St.	9	5,375	597
				Seton Hall	17	120,234	7,072

School	G	Attendance	Avg.
Siena	14	78,378	5,598
South Ala.	14	43,688	3,120
South Carolina	16	145,451	9,090
South Carolina St.	8	10,880	1,360
South Dakota St.	12	24,842	2,070
South Fla.	14	58,288	4,163
Southeast Mo. St.	13	46,150	3,550
Southeastern La.	15	16,941	1,129
Southern California	16	62,923	3,932
Southern Ill.	13	94,784	7,291
SMU	15	46,021	3,068
Southern Miss.	16	56,267	3,516
Southern U.	10	16,724	1,672
Southern Utah	11	25,084	2,280
Stanford	14	76,132	5,438
Stephen F. Austin	15	27,595	1,839
Stetson	12	22,576	1,881
Stony Brook	10	11,784	1,178
Syracuse	19	410,153	21,587
Temple	16	91,615	5,725
Tenn.-Martin	13	37,393	2,876
Tennessee	15	269,310	17,954
Tennessee St.	12	54,496	4,541
Tennessee Tech.	15	45,509	3,033
Texas	17	221,415	13,024
Texas A&M	17	138,264	8,133
Tex. A&M-Corp. Chris.	14	29,217	2,086
Texas-Arlington	12	9,632	802
TCU	16	60,745	3,796
UTEP	17	164,811	9,694
Tex.-Pan American	12	13,668	1,139
UTSA	14	19,388	1,384
Texas Southern	11	11,187	1,017
Texas St.	13	17,626	1,355
Texas Tech	16	116,472	7,279
Toledo	16	65,533	4,095
Towson	13	24,626	1,894
Troy	13	27,486	2,114
Tulane	10	16,896	1,689
Tulsa	13	76,211	5,862
UCLA	17	151,199	8,894
Utah	15	157,219	10,481
Utah St.	16	135,797	8,487
Valparaiso	12	40,246	3,353
Vanderbilt	16	195,159	12,197
Vermont	13	37,610	2,893
Villanova	12	119,388	9,949
Virginia	14	109,150	7,796
VCU	14	75,171	5,369
VMI	14	23,013	1,643
Virginia Tech	17	165,973	9,763
Wagner	13	18,135	1,395
Wake Forest	18	263,970	14,665
Washington	19	168,036	8,844
Washington St.	15	59,180	3,945
Weber St.	14	56,651	4,046
West Virginia	15	156,024	10,401
Western Caro.	13	21,613	1,662
Western Ill.	12	18,057	1,504
Western Ky.	15	85,961	5,730
Western Mich.	14	42,964	3,068
Wichita St.	16	166,975	10,435
William & Mary	13	28,580	2,198
Winthrop	16	48,259	3,016
Wisconsin	16	274,272	17,142
Wis.-Green Bay	15	66,240	4,416
Wis.-Milwaukee	15	79,572	5,304
Wofford	13	15,459	1,189
Wright St.	13	65,593	5,045
Wyoming	17	96,420	5,671
Xavier	15	146,615	9,774
Yale	11	17,260	1,569
Youngstown St.	12	34,326	2,860

**RECLASSIFYING TEAMS TO DIVISION I**

School	G	Attendance	Avg.
UC Davis	13	18,618	1,432
Kennesaw St.	12	10,722	893
Longwood	12	11,924	993
NJIT	11	1,323	120
North Dakota St.	13	32,348	2,488
North Fla.	13	13,595	1,045
Northern Colo.	12	11,427	952
South Dakota St.	12	24,842	2,070

**LARGEST DIVISION I AVERAGE ATTENDANCE INCREASE FROM PREVIOUS YEAR**

Rank	School	G	2005 Avg.	2004 Avg.	Change in Avg.
1.	Tennessee	15	17,954	12,225	5,729
2.	Memphis	20	14,866	9,586	5,280
3.	Creighton	17	13,900	11,208	2,692
4.	Georgetown	13	10,351	7,837	2,514
5.	Indiana	13	16,949	14,702	2,247
6.	UNI	15	6,898	4,692	2,206
7.	Vanderbilt	16	12,197	10,088	2,109
8.	Marquette	16	13,998	11,965	2,033
9.	Baylor	8	6,357	4,414	1,943
10.	West Virginia	15	10,401	8,510	1,891
11.	Texas	17	13,024	11,138	1,886
12.	UNC Greensboro	12	2,740	968	1,772
13.	New Mexico St.	14	6,525	4,781	1,744
14.	Villanova	12	9,949	8,260	1,689
15.	Ohio St.	17	15,389	13,715	1,674
16.	Wake Forest	18	14,665	13,082	1,583
17.	Montana	14	4,977	3,472	1,505
18.	N.C. A&T	10	4,040	2,583	1,457
19.	Bethune-Cookman	9	2,358	950	1,408
20.	Bucknell	15	3,706	2,402	1,304
21.	St. Louis	15	9,325	8,030	1,295
22.	Nebraska	19	9,417	8,235	1,182
23.	Temple	16	5,725	4,613	1,112
24.	San Diego St.	15	7,013	5,903	1,110
25.	Massachusetts	12	4,903	3,868	1,035
26.	Mississippi St.	16	8,952	7,925	1,027
27.	Minnesota	18	11,535	10,566	969
28.	IPFW	11	3,393	2,447	946
29.	South Fla.	14	4,163	3,220	943
30.	Georgia	14	7,115	6,192	923

**DIVISION I ALL GAMES ATTENDANCE (HOME, ROAD, NEUTRAL)**

Rank	School	Attendance
1.	Syracuse	640,949
2.	Kentucky	636,813
3.	Louisville	574,717
4.	Florida	550,388
5.	North Carolina	545,711
6.	Texas	512,173
7.	Duke	508,427
8.	Illinois	504,296
9.	Tennessee	494,180
10.	Connecticut	484,794
11.	Kansas	480,929
12.	UCLA	480,263
13.	Indiana	472,421
14.	Memphis	471,996
15.	Ohio St.	465,040
16.	Michigan St.	462,750
17.	Maryland	458,233
18.	Wake Forest	456,754
19.	LSU	453,808
20.	Wisconsin	450,137
21.	North Carolina St.	441,665
22.	Iowa	432,602
23.	Villanova	419,119
24.	Arkansas	415,615

**DIVISION II**

Rank	School	G/S	Attendance	Avg.
1.	Northern St.	18	70,499	3,916
2.	Winston-Salem	14	49,412	3,529
3.	Morehouse	11	35,017	3,183
4.	Washburn	13	35,758	2,750
5.	Virginia St.	11	29,036	2,639
6.	Central Mo. St.	15	39,325	2,621
7.	Augustana (S.D.)	12	30,645	2,553
8.	St. Cloud St.	15	37,834	2,522
9.	Fort Hays St.	15	37,350	2,490
10.	Southern Ind.	16	37,650	2,353
11.	North Dakota	17	38,759	2,279
12.	Cal St. Bakersfield	16	35,412	2,213
13.	Emporia St.	16	34,739	2,171
14.	Harding	15	31,428	2,095
15.	Alas. Anchorage	16	33,318	2,082
16.	Johnson C. Smith	13	26,875	2,067
17.	Southwest Baptist	13	26,520	2,040
18.	South Dakota	14	28,084	2,006
19.	Tarleton St.	15	29,551	1,970

ATTENDANCE RECORDS

Rank	School	G/S	Attendance	Avg.
20.	Angelo St.	15	29,021	1,934
21.	Minn. St. Mankato	16	30,514	1,907
22.	Winona St.	20	37,733	1,886
23.	Neb.-Kearney	16	30,166	1,885
24.	Fla. Gulf Coast	19	34,460	1,813
25.	N.C. Central	10	17,696	1,769
26.	Mont. St.-Billings	14	23,733	1,695
27.	Virginia Union	15	24,965	1,664
28.	Mo. Southern St.	13	21,498	1,653
29.	Southwest Minn. St.	13	21,498	1,486
30.	Mo. Western St.	13	19,315	1,485

**DIVISION III**

Rank	School	G/S	Attendance	Avg.
1.	Hope	18	52,719	2,928
2.	Ill. Wesleyan	10	24,700	2,470
3.	Calvin	14	29,252	2,089
4.	Wooster	16	26,658	1,666
5.	Lincoln (Pa.)	10	13,908	1,390
6.	Wis.-Stevens Point	11	15,154	1,377
7.	Otterbein	11	14,956	1,359
8.	Lawrence	13	16,869	1,297
9.	Maryville (Tenn.)	11	14,244	1,294
10.	Willamette	8	9,500	1,187
11.	Wittenberg	18	21,213	1,178
12.	Wis.-Stout	14	16,045	1,146
13.	Puget Sound	13	14,827	1,140
14.	New York U.	12	13,379	1,114
15.	Mississippi Col.	16	17,593	1,099
16.	Chris. Newport	19	20,705	1,089
17.	Wartburg	12	12,825	1,068
18.	Augustana (Ill.)	14	14,809	1,057
19.	Buena Vista	10	10,350	1,035
20.	Wis.-Whitewater	15	15,063	1,004
21.	Muskingum	12	11,963	996
22.	St. Thomas (Minn.)	13	12,250	942
23.	Capital	12	11,240	936
24.	Fredonia St.	11	10,092	917
25.	Wis.-Platteville	12	10,951	912
26.	Lebanon Valley	11	9,906	900
27.	Howard Payne	14	12,454	889
28.	Baldwin-Wallace	12	10,540	878
29.	Whitworth	10	8,750	875
30.	Louisiana Col.	11	9,106	827

**All Time Attendance Leaders**

**DIVISION I**

**CONFERENCE LEADERS BY TOTAL ATTENDANCE**

Conference	Season	Teams	Attendance	P/G Avg.
Big East	↑2006	16	2,964,418	11,061
Big Ten	↑2001	11	2,342,022	13,383
Big Ten	↑2006	11	2,277,085	12,581
Atlantic Coast	↑2006	12	2,277,076	11,273
Big Ten	↑2002	11	2,258,255	13,362
Big Ten	↑2000	11	2,255,913	13,428
Big Ten	↑2005	11	2,255,332	12,530
Big Ten	↑2003	11	2,254,658	12,526
Southeastern	↑2004	12	2,230,546	11,439
Southeastern	↑2006	12	2,205,320	11,082
Big Ten	↑1999	11	2,204,556	13,361
Big East	↑2004	14	2,184,497	9,296
Big Ten	↑1998	11	2,166,264	12,450
Big Ten	↑1993	11	2,163,693	12,728
Southeastern	↑2001	12	2,163,525	10,982
Southeastern	↑2003	12	2,132,439	11,106
Big Ten	↑2004	11	2,122,586	12,787
Southeastern	↑1996	12	2,119,158	11,332
Southeastern	↑2000	12	2,117,023	11,142
Big East	↑2003	14	2,107,630	9,409

**DIVISION I**

**CONFERENCE LEADERS BY AVERAGE ATTENDANCE**

Conference	Season	Teams	Attendance	P/G Avg.
Big Ten	↑1990	10	2,017,407	13,449
Big Ten	↑2000	11	2,255,913	13,428
Big Ten	↑2001	11	2,342,022	13,383
Big Ten	↑2002	11	2,258,255	13,362
Big Ten	↑1999	11	2,204,556	13,361
Big Ten	↑1991	10	2,042,836	13,095
Big Ten	↑1992	10	1,994,144	12,865

Conference	Season	Teams	Attendance	P/G Avg.
Big Ten	↑2004	11	2,122,586	12,787
Big Ten	↑1996	11	2,106,810	12,769
Big Ten	↑1993	11	2,163,693	12,728
Big Ten	↑1995	11	2,058,763	12,708
Big Ten	↑1994	11	2,107,600	12,696
Big Ten	↑1989	10	1,971,110	12,635
Big Ten	↑2006	11	2,277,085	12,581
Big East	↑1991	9	1,771,386	12,563
Big Ten	↑2005	11	2,255,332	12,530
Big Ten	↑2003	11	2,254,658	12,526
Big Ten	↑1998	11	2,166,264	12,450
Big Ten	↑1988	10	1,925,617	12,423
Southeastern	↑1990	10	1,759,899	12,394

**DIVISION II**

**CONFERENCE LEADERS BY TOTAL ATTENDANCE**

Conference	Season	Teams	Attendance	P/G Avg.
North Central Intercollegiate	↑1992	10	482,213	3,014
North Central Intercollegiate	↑1991	10	438,746	2,868
North Central Intercollegiate	↑1989	10	438,403	2,923
North Central Intercollegiate	↑1990	10	436,292	2,889
North Central Intercollegiate	↑1988	10	413,956	2,797
North Central Intercollegiate	↑1993	10	408,624	2,919
Central Intercollegiate	↑1990	14	395,884	2,262
North Central Intercollegiate	↑1987	10	393,940	2,626
North Central Intercollegiate	↑1984	10	392,154	2,801
Central Intercollegiate	↑1991	14	384,978	2,139
North Central Intercollegiate	↑1995	10	382,042	2,497
Central Intercollegiate	↑1980	13	380,798	2,457
North Central Intercollegiate	↑1985	10	380,087	2,639
North Central Intercollegiate	↑1986	10	379,701	2,601
Central Intercollegiate	↑1989	14	378,046	2,211
Central Intercollegiate	↑1981	14	377,322	2,233
Central Intercollegiate	↑1979	12	375,370	2,760
Central Intercollegiate	↑1988	14	374,803	2,142
Central Intercollegiate	↑1982	14	373,236	2,290
Central Intercollegiate	↑1987	14	370,957	2,169

**DIVISION II**

**CONFERENCE LEADERS BY AVERAGE ATTENDANCE**

Conference	Season	Teams	Attendance	P/G Avg.
North Central Intercollegiate	↑1992	10	482,213	3,014
North Central Intercollegiate	↑1989	10	438,403	2,923
North Central Intercollegiate	↑1993	10	408,624	2,919
North Central Intercollegiate	↑1990	10	436,292	2,889
North Central Intercollegiate	↑1991	10	438,746	2,868
North Central Intercollegiate	↑1981	8	312,410	2,840
North Central Intercollegiate	↑1984	10	392,154	2,801
North Central Intercollegiate	↑1988	10	413,956	2,797
Mid-Continent	↑1980	5	189,193	2,782
North Central Intercollegiate	↑1980	8	302,752	2,778
Central Intercollegiate	↑1979	12	375,370	2,760
North Central Intercollegiate	↑1979	7	257,030	2,677
North Central Intercollegiate	↑1985	10	380,087	2,639
North Central Intercollegiate	↑1994	10	362,572	2,627
North Central Intercollegiate	↑1987	10	393,940	2,626
North Central Intercollegiate	↑1982	8	290,995	2,622
North Central Intercollegiate	↑1986	10	379,701	2,601
North Central Intercollegiate	↑2004	8	301,111	2,574
North Central Intercollegiate	↑1983	8	356,777	2,567
North Central Intercollegiate	↑2002	10	369,858	2,551

**DIVISION III**

**CONFERENCE LEADERS BY TOTAL ATTENDANCE**

Conference	Season	Teams	Attendance	P/G Avg.
Wisconsin State University	↑1979	9	183,122	1,621
Wisconsin State University	↑1990	9	170,276	1,362
Wisconsin State University	↑1986	9	164,207	1,368
Wisconsin State University	↑1982	9	160,860	1,411
Wisconsin State University	↑1980	9	154,665	1,333
Wisconsin State University	↑1985	9	153,102	1,255
Minnesota Intercollegiate	↑1987	11	153,090	1,169
Wisconsin State University	↑1991	9	152,289	1,238
Minnesota Intercollegiate	↑1984	11	148,041	1,130
Wisconsin State University	↑1984	9	142,859	1,181
Illinois & Wisconsin	↑1980	9	138,820	1,251
Wisconsin State University	↑1992	9	135,735	1,122
Wisconsin State University	↑1993	9	130,870	1,091
Minnesota Intercollegiate	↑1990	9	120,849	1,079
Minnesota Intercollegiate	↑1992	11	118,504	898
Middle Atlantic	↑1998	16	115,253	597
Middle Atlantic	↑2003	16	111,519	575
Michigan Intercollegiate	↑2000	8	111,310	1,091
Illinois & Wisconsin	↑2001	8	110,868	1,131
Middle Atlantic	↑2000	16	110,833	568



**DIVISION III**

**CONFERENCE LEADERS BY AVERAGE ATTENDANCE**

Conference	Season	Teams	Attendance	P/G Avg.
Wisconsin State University	↑1979	9	183,122	1,621
Wisconsin State University	↑1982	9	160,860	1,411
Wisconsin State University	↑1986	9	164,207	1,368
Wisconsin State University	↑1990	9	170,276	1,362
Wisconsin State University	↑1980	9	154,665	1,333
Wisconsin State University	↑1985	9	153,102	1,255
Illinois & Wisconsin	1980	9	138,820	1,251
Michigan Intercollegiate	↑2002	7	98,263	1,244
Wisconsin State University	↑1991	9	152,289	1,238
Michigan Intercollegiate	↑1993	7	97,624	1,236
Michigan Intercollegiate	↑2006	7	107,400	1,234
Michigan Intercollegiate	↑1994	7	97,418	1,203
Michigan Intercollegiate	1990	7	84,548	1,191
Michigan Intercollegiate	↑1995	7	86,353	1,183
Wisconsin State University	↑1984	9	142,859	1,181
Minnesota Intercollegiate	↑1987	11	153,090	1,169
Michigan Intercollegiate	↑1992	7	89,549	1,163
Michigan Intercollegiate	↑2001	7	95,378	1,163
Illinois & Wisconsin	2001	8	110,868	1,131
Minnesota Intercollegiate	1984	11	148,041	1,130

**DIVISION I**

**TEAM LEADERS BY TOTAL ATTENDANCE**

Conference	Season	Teams	Attendance	P/G Avg.
Syracuse	↑1989	19	537,949	28,313
Syracuse	↑1986	19	498,850	26,255
Syracuse	↑1991	17	497,179	29,246
Syracuse	↑1990	16	478,686	29,918
Syracuse	↑1987	19	474,214	24,959
Syracuse	↑1988	16	461,223	28,826
Syracuse	↑1992	17	460,752	27,103
Kentucky	1986	19	426,740	22,460
Syracuse	↑1994	17	419,039	24,649
Syracuse	↑2005	18	413,605	22,978
Syracuse	↑2006	19	410,153	21,587
Syracuse	↑1993	16	405,620	25,351
Louisville	2006	22	402,963	18,316
Kentucky	1992	17	396,688	23,335
Kentucky	1988	17	393,725	23,160
Syracuse	↑1985	15	388,049	25,870
Syracuse	↑1995	16	387,925	24,245
Kentucky	1993	16	382,869	23,929
Syracuse	↑1984	17	380,465	22,380
Kentucky	1984	16	380,453	23,778

**DIVISION I**

**TEAM LEADERS BY AVERAGE ATTENDANCE**

Conference	Season	Teams	Attendance	P/G Avg.
Syracuse	↑1990	16	478,686	29,918
Syracuse	↑1991	17	497,179	29,246
Syracuse	↑1988	16	461,223	28,826
Syracuse	↑1989	19	537,949	28,313
Syracuse	↑1992	17	460,752	27,103
Syracuse	↑1986	19	498,850	26,255
Syracuse	↑1985	15	388,049	25,870
Syracuse	↑1993	16	405,620	25,351
Syracuse	↑1987	19	474,214	24,959
Syracuse	↑1994	17	419,039	24,649
Syracuse	↑1995	16	387,925	24,245
Kentucky	↑1998	12	287,354	23,946
Kentucky	1993	16	382,869	23,929
Kentucky	↑1996	13	310,633	23,895
Kentucky	↑1995	13	309,477	23,806
Kentucky	↑1997	13	309,457	23,804
Kentucky	↑1983	15	356,776	23,785
Kentucky	↑1984	16	380,453	23,778
Kentucky	↑1991	14	331,404	23,672
Kentucky	↑1981	15	354,996	23,666

**DIVISION II**

**TEAM LEADERS BY TOTAL ATTENDANCE**

Conference	Season	Teams	Attendance	P/G Avg.
Norfolk St.	↑1984	18	119,925	6,663
Southeast Mo. St.	↑1989	21	106,102	5,052
Southeast Mo. St.	↑1988	20	104,538	5,227
Norfolk St.	↑1983	17	101,854	5,991
Southeast Mo. St.	↑1990	19	100,448	5,287
Norfolk St.	↑1985	16	97,854	6,116
Norfolk St.	↑1979	19	97,700	4,984
Ky. Wesleyan	1984	19	96,344	5,071
North Dakota St.	1983	15	90,850	6,057
Ky. Wesleyan	1985	19	88,612	46,664

**Conference**

Season	Teams	Attendance	P/G Avg.
↑1990	20	87,371	4,369
↑1991	16	85,927	5,370
↑1998	16	85,599	5,350
1988	19	84,009	4,422
↑1982	20	84,008	4,200
↑1987	19	82,459	4,340
↑1995	16	82,249	5,141
↑1994	17	80,877	4,757
1984	15	79,000	5,267
1983	17	78,895	4,461

**DIVISION II**

**TEAM LEADERS BY AVERAGE ATTENDANCE**

Conference	Season	Teams	Attendance	P/G Avg.
Norfolk St.	↑1984	18	119,925	6,663
Norfolk St.	↑1985	16	97,854	6,116
North Dakota St.	↑1983	15	90,850	6,057
Norfolk St.	1983	17	101,854	5,991
Southeast Mo. St.	↑1991	16	85,927	5,370
South Dakota St.	↑1998	16	85,599	5,350
North Dakota St.	↑1981	13	69,000	5,308
Southeast Mo. St.	↑1990	19	100,448	5,287
North Dakota St.	1984	15	79,000	5,267
Southeast Mo. St.	↑1988	20	104,538	5,227
Alabama A&M	↑1995	16	82,249	5,141
Ky. Wesleyan	1984	19	96,344	5,071
Southeast Mo. St.	↑1989	21	106,102	5,052
Norfolk St.	↑1979	19	94,700	4,984
Norfolk St.	1990	14	69,536	4,967
South Dakota St.	↑1996	14	69,229	4,945
North Dakota	↑1992	13	64,261	4,943
Norfolk St.	↑1980	15	73,750	4,917
Alabama A&M	1992	15	73,633	4,909
North Dakota St.	1985	15	73,100	4,873
South Dakota	↑1994	14	67,926	4,852

**DIVISION III**

**TEAM LEADERS BY TOTAL ATTENDANCE**

Conference	Season	Teams	Attendance	P/G Avg.
Hope	↑2006	18	52,719	2,928
Calvin	↑2000	14	48,941	3,496
Calvin	↑1993	12	48,215	4,018
St. John's (Minn.)	↑1978	15	45,000	3,000
Calvin	↑2001	13	43,796	3,369
Wis.-Stevens Point	↑1982	14	41,000	2,929
Wis.-Eau Claire	↑1989	17	40,900	2,406
Otterbein	↑1983	17	40,900	2,406
Otterbein	↑1991	18	40,101	2,228
Wis.-Whitewater	↑1986	16	40,000	2,500
Wis.-Eau Claire	↑1987	17	39,800	2,341
Concordia (Minn.)	1982	14	39,700	2,836
Augustana (Ill.)	1982	14	38,700	2,764
Calvin	↑1992	14	38,600	2,757
Calvin	↑1994	14	38,271	2,734
Scranton	↑1977	14	37,900	2,707
Wis.-Eau Claire	1991	18	37,750	2,097
Ill. Wesleyan	↑1995	15	37,700	2,513
Calvin	↑2002	13	37,613	2,893
Calvin	1987	14	37,500	2,679

**DIVISION III**

**TEAM LEADERS BY AVERAGE ATTENDANCE**

Conference	Season	Teams	Attendance	P/G Avg.
Calvin	↑1993	12	48,215	4,018
Calvin	↑1978	10	36,300	3,630
Calvin	↑2000	14	48,941	3,496
Calvin	↑2001	13	43,796	3,369
Augustana (Ill.)	↑1983	12	36,400	3,033
St. John's (Minn.)	1978	15	45,000	3,000
Wis.-Stevens Point	↑1982	14	41,000	2,929
Hope	↑2006	18	52,719	2,928
Savannah St.	↑1980	6	17,502	2,917
Calvin	↑2002	13	37,613	2,893
Potsdam St.	↑1981	11	31,600	2,873
Savannah St.	↑1979	10	28,700	2,870
Concordia-M'head	↑1987	13	37,300	2,869
Concordia (Minn.)	1982	14	39,700	2,836
Calvin	↑1997	10	28,206	2,821
Calvin	↑1995	11	30,717	2,792
Augustana (Ill.)	1982	14	38,700	2,764
Calvin	↑1992	14	38,600	2,757
Calvin	↑1994	14	37,271	2,734
Scranton	↑1977	14	37,900	2,707

## Annual NCAA Attendance

### ALL DIVISIONS

Season	Teams	Attendance	Per Game Average	Change in Avg.
1977	717	23,324,040	2,710	—
1978	726	23,590,952	2,678	Down 32
1979	718	24,482,516	2,757	Up 79
1980	715	24,861,722	2,765	Up 8
1981	730	25,159,358	2,737	Down 28
1982	741	25,416,017	2,727	Down 10
1983	755	26,122,785	2,706	Down 21
1984	750	26,271,613	2,728	Up 22
1985	753	26,584,426	2,712	Down 16
1986	760	26,368,815	2,654	Down 58
1987	760	26,797,644	2,698	Up 44
1988	761	27,452,948	2,777	Up 79
1989	772	28,270,260	2,814	Up 37
1990	767	28,740,819	*2,860	Up 46
1991	796	29,249,583	2,796	Down 64
1992	813	29,378,161	2,747	Down 49
1993	831	28,527,348	2,703	Down 44
1994	858	28,390,491	2,604	Down 99
1995	868	28,548,158	2,581	Down 23
1996	866	28,225,352	2,563	Down 18
1997	865	27,738,284	2,508	Down 55
1998	895	28,031,879	2,445	Down 63
1999	926	28,505,428	2,401	Down 44
2000	932	29,024,876	2,410	Up 9
2001	937	28,949,093	2,392	Down 18
2002	936	29,395,240	2,373	Down 19
2003	967	30,124,304	2,339	Down 34
2004	981	30,760,510	2,355	Up 16
2005	983	30,568,645	2,327	Down 28
2006	*984	*30,939,715	2,351	Up 24

### DIVISION I

Season	Teams	Attendance	Per Game Average	Change in Avg.
1976	235	15,059,892	4,759	—
1977	245	16,469,250	5,021	Up 262
1978	254	17,669,080	5,124	Up 103
1979	257	18,649,383	5,271	Up 147
1980	261	19,052,743	5,217	Down 54
1981	264	19,355,690	5,131	Down 86
1982	273	19,789,706	5,191	Up 60
1983	274	20,488,437	5,212	Up 21
1984	276	20,715,426	5,243	Up 31
1985	282	21,394,261	5,258	Up 15
1986	283	21,244,519	5,175	Down 83
1987	290	21,756,709	5,205	Up 30
1988	290	22,463,476	5,443	Up 238
1989	293	23,059,429	5,565	Up 122
1990	292	23,581,823	5,721	Up 156
1991	295	23,777,437	*5,735	Up 14
1992	298	23,893,993	5,643	Down 92
1993	298	23,321,655	5,635	Down 8
1994	301	23,275,158	5,571	Down 64
1995	302	23,560,495	5,641	Up 70
1996	305	23,542,652	5,588	Down 53
1997	305	23,190,856	5,485	Down 103
1998	306	23,282,774	5,459	Down 26
1999	310	23,587,824	5,451	Down 8
2000	318	24,281,774	5,386	Down 65
2001	318	24,100,555	5,311	Down 75
2002	321	24,499,611	5,287	Down 24
2003	325	25,001,678	5,372	Up 85
2004	*326	25,548,468	5,443	Up 71
2005	*326	25,366,317	5,334	Down 109
2006	*326	*25,808,346	5,426	Up 92

### DIVISION II

Season	Teams	Attendance	Per Game Average	Change in Avg.
1977	177	*3,846,907	*1,811	—
1978	173	3,168,419	1,515	Down 296
1979	172	3,295,149	1,535	Up 20
1980	177	3,324,670	1,479	Down 56
1981	190	3,543,766	1,486	Up 7
1982	190	3,329,518	1,391	Down 95
1983	195	3,364,184	1,324	Down 67
1984	189	3,199,307	1,306	Down 18
1985	181	2,988,083	1,255	Down 51
1986	184	2,946,020	1,204	Down 51
1987	179	2,893,392	1,220	Up 16

Season	Teams	Attendance	Per Game Average	Change in Avg.
1988	175	2,902,400	1,242	Up 22
1989	189	3,157,464	1,273	Up 31
1990	189	3,104,462	1,223	Down 50
1991	204	3,388,278	1,221	Down 2
1992	214	3,395,684	1,188	Down 33
1993	220	3,201,765	1,145	Down 43
1994	243	3,219,979	1,036	Down 109
1995	244	3,125,974	992	Down 44
1996	242	2,918,802	938	Down 54
1997	242	2,873,311	915	Down 23
1998	252	2,976,420	904	Down 8
1999	266	3,063,436	892	Down 15
2000	258	2,942,477	882	Down 10
2001	261	2,951,969	877	Down 5
2002	258	2,990,641	888	Up 11
2003	269	3,076,804	855	Down 33
2004	*271	3,107,628	864	Up 9
2005	268	3,054,549	854	Down 10
2006	264	2,913,513	825	Down 29

### DIVISION III

Season	Teams	Attendance	Per Game Average	Change in Avg.
1977	295	*2,881,400	*912	—
1978	299	2,632,678	816	Down 96
1979	289	2,427,688	770	Down 46
1980	277	2,387,142	783	Up 13
1981	276	2,132,000	693	Down 90
1982	278	2,183,895	711	Up 18
1983	286	2,148,736	685	Down 26
1984	286	2,233,340	701	Up 16
1985	290	2,081,452	629	Down 72
1986	293	2,053,693	615	Down 14
1987	291	2,021,459	606	Down 9
1988	296	1,970,823	583	Down 23
1989	290	1,935,058	573	Down 10
1990	286	1,939,795	581	Up 8
1991	297	1,967,087	564	Down 17
1992	301	1,962,598	553	Down 11
1993	313	1,883,283	531	Down 22
1994	314	1,741,867	493	Down 38
1995	322	1,802,301	487	Down 6
1996	319	1,730,357	472	Down 15
1997	318	1,626,240	444	Down 28
1998	337	1,736,409	447	Up 3
1999	350	1,824,391	446	Down 1
2000	356	1,750,621	426	Down 20
2001	358	1,846,043	444	Up 18
2002	357	1,804,209	424	Down 20
2003	373	1,869,592	426	Up 2
2004	*384	1,944,957	427	Up 1
2005	383	1,960,141	431	Up 4
2006	382	1,955,720	430	Down 1

\*record

## Annual Conference Attendance Champions

### DIVISION I

Season	Conference	Teams	Attendance	P/G Avg.
1976	Atlantic Coast	7	863,082	9,590
1977	Big Ten	10	1,346,889	9,977
1978	Big Ten	10	1,539,589	11,238
1979	Big Ten	10	1,713,380	12,238
1980	Big Ten	10	1,877,048	12,189
1981	Big Ten	10	1,779,892	12,026
1982	Big Ten	10	1,688,834	11,810
1983	Big Ten	10	1,747,910	11,499
1984	Big Ten	10	1,774,140	12,069
1985	Big Ten	10	1,911,325	12,097
1986	Big Ten	10	1,908,629	11,929
1987	Big Ten	10	1,805,263	11,877
1988	Big Ten	10	1,925,617	12,423
1989	Big Ten	10	1,971,110	12,635
1990	Big Ten	10	2,017,407	*13,449
1991	Big Ten	10	2,042,836	13,095
1992	Big Ten	10	1,994,144	12,865
1993	Big Ten	11	2,163,693	12,728
1994	Big Ten	11	2,107,600	12,696
1995	Big Ten	11	2,058,763	12,708

Season	Conference	Teams	Attendance	P/G Avg.
1996	Big Ten	11	2,106,810	12,769
1997	Big Ten	11	2,004,893	12,376
1998	Big Ten	11	2,166,264	12,450
1999	Big Ten	11	2,204,556	13,361
2000	Big Ten	11	2,255,913	13,428
2001	Big Ten	11	*2,342,022	13,383
2002	Big Ten	11	2,258,255	13,362
2003	Big Ten	11	2,254,658	12,526
2004	Big Ten	11	2,122,586	12,787
2005	Big Ten	11	2,255,332	12,530
2006	Big Ten	11	2,277,085	12,581

**DIVISION II**

Season	Conference	Teams	Attendance	P/G Avg.
1979	Central Intercollegiate	12	375,370	2,760
1980	Mid-Continent	5	189,193	2,782
1981	North Central Intercollegiate	8	312,410	2,840
1982	North Central Intercollegiate	8	290,995	2,622
1983	North Central Intercollegiate	8	356,777	2,567
1984	North Central Intercollegiate	10	392,154	2,801
1985	North Central Intercollegiate	10	380,087	2,639
1986	North Central Intercollegiate	10	379,701	2,601
1987	North Central Intercollegiate	10	393,940	2,626
1988	North Central Intercollegiate	10	413,956	2,797
1989	North Central Intercollegiate	10	438,403	2,923
1990	North Central Intercollegiate	10	436,292	2,889
1991	North Central Intercollegiate	10	438,746	2,868
1992	North Central Intercollegiate	10	*482,213	*3,014
1993	North Central Intercollegiate	10	408,624	2,919
1994	North Central Intercollegiate	10	362,572	2,627
1995	North Central Intercollegiate	10	382,042	2,497
1996	North Central Intercollegiate	10	341,119	2,336
1997	North Central Intercollegiate	10	319,703	2,160
1998	North Central Intercollegiate	10	315,918	2,225
1999	North Central Intercollegiate	10	299,228	2,050
2000	North Central Intercollegiate	10	300,257	2,114
2001	North Central Intercollegiate	10	300,822	2,118
2002	North Central Intercollegiate	10	369,858	2,551
2003	North Central Intercollegiate	9	328,903	2,473
2004	North Central Intercollegiate	8	301,111	2,574
2005	North Central Intercollegiate	7	229,745	2,252
2006	North Central Intercollegiate	7	197,739	1,920

**DIVISION III**

Season	Conference	Teams	Attendance	P/G Avg.
1990	Wisconsin State University	9	*170,276	*1,362
1991	Wisconsin State University	9	152,289	1,238
1992	Michigan Intercollegiate	7	89,549	1,163
1993	Michigan Intercollegiate	7	97,624	1,236
1994	Michigan Intercollegiate	7	97,418	1,203
1995	Michigan Intercollegiate	7	86,353	1,183
1996	Michigan Intercollegiate	7	80,376	1,058
1997	Michigan Intercollegiate	7	81,370	1,085
1998	Michigan Intercollegiate	8	91,267	941
1999	Michigan Intercollegiate	8	87,055	957
2000	Michigan Intercollegiate	8	111,310	1,091
2001	Michigan Intercollegiate	7	95,378	1,163
2002	Michigan Intercollegiate	7	98,263	1,244
2003	Michigan Intercollegiate	8	79,798	1,050
2004	Michigan Intercollegiate	8	88,153	1,049
2005	Michigan Intercollegiate	7	89,165	1,115
2006	Michigan Intercollegiate	7	107,400	1,234

\*record

**Annual Team Attendance Champions**

**DIVISION I**

Season	Champion	Games	Attendance	Avg.
1970	Illinois	11	157,206	14,291
1971	Illinois	11	177,408	16,128
1972	Brigham Young	12	261,815	21,818
1973	Brigham Young	14	260,102	18,579
1974	Brigham Young	10	162,510	16,251
1975	Minnesota	13	219,047	16,850
1976	Indiana	12	202,700	16,892
1977	Kentucky	14	312,527	22,323
1978	Kentucky	16	373,367	23,335
1979	Kentucky	15	351,042	23,403
1980	Kentucky	15	352,511	23,501
1981	Kentucky	15	354,996	23,666
1982	Kentucky	16	371,093	23,193

Season	Champion	Games	Attendance	Avg.
1983	Kentucky	15	356,776	23,785
1984	Kentucky	16	380,453	23,778
1985	Syracuse	15	388,049	25,870
1986	Syracuse	19	498,850	26,255
1987	Syracuse	19	474,214	24,959
1988	Syracuse	16	461,223	28,826
1989	Syracuse	19	*537,949	28,313
1990	Syracuse	16	478,686	*29,918
1991	Syracuse	17	497,179	29,246
1992	Syracuse	17	460,752	27,103
1993	Syracuse	16	405,620	25,351
1994	Syracuse	17	419,039	24,649
1995	Syracuse	16	387,925	24,245
1996	Kentucky	13	310,633	23,895
1997	Kentucky	13	309,457	23,804
1998	Kentucky	12	287,354	23,946
1999	Kentucky	13	303,771	23,367
2000	Kentucky	14	314,267	22,448
2001	Kentucky	12	261,435	21,786
2002	Kentucky	15	315,203	21,014
2003	Kentucky	13	289,526	22,271
2004	Kentucky	13	295,227	22,710
2005	Syracuse	18	413,605	22,978
2006	Kentucky	15	341,445	22,763

**DIVISION I LARGEST INCREASE FROM PREVIOUS YEAR**

Season	Champion	Games	Att. Avg.	Previous Yr. Avg.	Increase
1977	Kentucky	14	22,323	11,511	10,812
1978	Texas	15	12,583	5,846	6,737
1979	Illinois	13	14,209	8,719	5,490
1980	Missouri	16	9,460	6,624	2,836
1981	DePaul	14	15,410	5,308	10,102
1982	Georgetown	17	8,591	4,197	4,394
1983	Chattanooga	16	7,547	3,931	3,616
1984	UNLV	16	15,779	6,380	9,399
1985	Villanova	9	10,218	5,744	4,474
1986	North Carolina	15	15,838	9,954	5,884
1987	North Carolina	13	20,149	15,838	4,311
1988	Tennessee	16	20,823	12,191	8,632
1989	Texas	14	10,011	4,028	5,983
1990	Cincinnati	15	9,273	3,572	5,701
1991	Wright St.	15	8,503	2,716	5,787
1992	Memphis	16	16,142	10,935	5,207
1993	Boise St.	15	12,113	7,536	4,577
1994	Arkansas	16	20,134	8,975	*11,159
1995	St. Louis	16	17,714	13,008	4,706
1996	Memphis	17	14,235	9,765	4,470
1997	Wichita St.	15	9,449	5,528	3,921
1998	Temple	13	7,964	3,891	4,073
1999	Ohio St.	15	17,223	9,970	7,253
2000	North Carolina St.	20	16,535	10,800	5,735
2001	Oklahoma St.	12	12,044	5,907	6,137
2002	Texas Tech.	17	13,743	9,557	4,186
2003	Brigham Young	16	14,468	8,630	5,838
2004	UTEP	17	10,282	6,038	4,244
2005	Virginia Tech	16	9,405	6,342	3,063
2006	Tennessee	15	17,954	12,225	5,729

**DIVISION I ALL GAMES (HOME, ROAD & NEUTRAL)**

Season	Champion	Games	Attendance	Avg.
1978	Kentucky	30	586,250	19,542
1979	Kentucky	31	546,288	17,622
1980	Kentucky	35	563,160	16,090
1981	Kentucky	28	499,461	17,838
1982	Kentucky	30	541,786	18,060
1983	Kentucky	31	562,947	18,160
1984	Kentucky	34	633,618	18,636
1985	Syracuse	31	581,347	18,753
1986	Syracuse	32	641,146	20,036
1987	Syracuse	38	826,182	21,742
1988	Syracuse	35	719,910	20,569
1989	Syracuse	38	*855,053	*22,501
1990	Syracuse	33	716,945	21,726
1991	Syracuse	32	680,261	21,258
1992	Kentucky	36	709,078	19,697
1993	North Carolina	38	721,760	18,994
1994	Kentucky	34	647,722	19,051
1995	Arkansas	39	695,026	17,821
1996	Kentucky	36	725,884	20,163
1997	Kentucky	40	822,863	20,572
1998	Kentucky	39	784,614	20,118
1999	Kentucky	37	737,738	19,939
2000	Michigan St.	39	621,108	15,926

ATTENDANCE RECORDS

Season	Champion	Games	Attendance	Avg.
2001	Duke	39	650,550	16,681
2002	Indiana	37	644,641	17,423
2003	Syracuse	35	686,997	19,628
2004	Kentucky	32	663,298	20,728
2005	Illinois	39	711,798	18,251
2006	Syracuse	35	640,949	18,313

**DIVISION II**

Season	Champion	Avg.
1977	Evansville	4,576
1978	Norfolk St.	4,226
1979	Norfolk St.	4,984
1980	Norfolk St.	4,917
1981	North Dakota St.	5,300
1982	North Dakota St.	4,385
1983	North Dakota St.	6,057
1984	Norfolk St.	*6,663
1985	Norfolk St.	6,116
1986	St. Cloud St.	4,539
1987	North Dakota St.	4,820
1988	Southeast Mo. St.	5,227
1989	Southeast Mo. St.	5,052
1990	Southeast Mo. St.	5,287
1991	Southeast Mo. St.	5,370
1992	North Dakota	4,943
1993	Alabama A&M	4,748
1994	South Dakota	4,852
1995	Alabama A&M	5,141
1996	South Dakota St.	4,945
1997	South Dakota St.	4,423
1998	South Dakota St.	5,350
1999	Ky. Wesleyan	4,247
2000	South Dakota St.	4,077
2001	Morehouse	4,404
2002	South Dakota St.	4,449
2003	Neb.-Kearney	3,839
2004	South Dakota St.	3,375
2005	Virginia St.	3,471
2006	Northern St.	3,916

\*record

**DIVISION III**

Season	Champion	Avg.
1977	Scranton	2,707
1978	Calvin	3,630
1979	Savannah St.	2,870
1980	Savannah St.	2,917
1981	Potsdam St.	2,873
1982	Wis.-Stevens Point	2,929
1983	Augustana (Ill.)	3,033
1984	Hope	2,144
1985	Wis.-Stevens Point	2,313
1986	Calvin	2,570
1987	Concordia-M'head	2,869
1988	Calvin	2,627
1989	Calvin	2,544
1990	Calvin	2,622
1991	Hope	2,480
1992	Calvin	2,757
1993	Calvin	*4,018
1994	Calvin	2,734
1995	Calvin	2,792
1996	Hope	2,409
1997	Calvin	2,821
1998	Ill. Wesleyan	2,615
1999	Hope	2,440
2000	Calvin	3,496
2001	Calvin	3,369
2002	Calvin	2,893
2003	Hope	2,383
2004	Hope	2,491
2005	Hope	2,462
2006	Hope	2,928

\*record

Season	Sess.	Attend.	P/G Avg.
1975	18	183,857	10,214
1976	18	202,502	11,250
1977	18	241,610	13,423
1978	18	227,149	12,619
1979	22	262,101	11,914
1980	26	321,260	12,356
1981	26	347,414	13,362
1982	26	427,251	16,433
1983	28	364,356	13,013
1984	28	397,481	14,196
1985	34	422,519	12,427
1986	34	499,704	14,697
1987	34	654,744	19,257
1988	34	558,998	16,441
1989	34	613,242	18,037
1990	34	537,138	15,798
1991	34	665,707	19,580
1992	34	580,462	17,072
1993	34	707,719	20,815
1994	34	578,007	17,000
1995	34	539,440	15,866
1996	34	643,290	18,920
1997	34	634,584	18,664
1998	34	682,530	20,074
1999	34	*720,685	*21,197
2000	34	638,577	18,782
2001	35	596,075	17,031
2002	35	720,433	20,584
2003	35	715,080	20,431
2004	35	716,899	20,483
2005	35	689,317	19,695
2006	35	670,254	19,150

\*record

**DIVISION II**

Season	Sess.	Attend.	P/G Avg.
1977	22	*87,602	*3,982
1978	22	83,058	3,775
1979	22	66,446	3,020
1980	22	50,649	2,302
1981	22	69,470	3,158
1982	22	67,925	3,088
1983	22	70,335	3,197
1984	22	81,388	3,699
1985	22	81,476	3,703
1986	22	71,083	3,231
1987	22	77,934	3,542
1988	22	72,462	3,294
1989	20	69,008	3,450
1990	20	64,212	3,211
1991	20	59,839	2,992
1992	20	60,629	3,031
1993	20	56,125	2,806
1994	20	60,511	3,026
1995	36	86,767	2,410
1996	28	65,882	2,353
1997	28	66,626	2,380
1998	28	59,946	2,141
1999	28	49,144	1,755
2000	28	50,130	1,790
2001	28	60,418	2,158
2002	28	60,258	2,152
2003	36	51,054	1,418
2004	36	41,126	1,142
2005	36	51,896	1,442
2006	36	60,640	1,684

\*record

**DIVISION III**

Season	Sess.	Attend.	P/G Avg.
1977	21	38,881	1,851
1978	21	37,717	1,796
1979	22	43,850	1,993
1980	22	46,518	2,114
1981	22	58,432	*2,656
1982	22	44,973	2,044
1983	22	51,093	2,322
1984	22	42,152	1,916
1985	22	39,154	1,780
1986	22	53,500	2,432
1987	22	48,150	2,189
1988	22	43,787	1,990
1989	28	49,301	1,761
1990	26	50,527	1,943
1991	34	56,942	1,675
1992	34	65,257	1,919

**Annual NCAA Tournament Attendance**

**DIVISION I**

Season	Sess.	Attend.	P/G Avg.
1939	5	15,025	3,005
1940	5	36,880	7,376
1941	5	48,055	9,611
1942	5	24,372	4,874
1943	5	56,876	11,375
1944	5	59,369	11,874
1945	5	67,780	13,556
1946	5	73,116	14,623
1947	5	72,959	14,592
1948	5	72,523	14,505
1949	5	66,077	13,215
1950	5	75,464	15,093
1951	9	110,645	12,294
1952	10	115,712	11,571
1953	14	127,149	9,082
1954	15	115,391	7,693
1955	15	116,983	7,799
1956	15	132,513	8,834
1957	14	108,891	7,778
1958	14	176,878	12,634
1959	14	161,809	11,558
1960	16	155,491	9,718
1961	14	169,520	12,109
1962	14	177,469	12,676
1963	14	153,065	10,933
1964	14	140,790	10,056
1965	13	140,673	10,821
1966	13	140,925	10,840
1967	14	159,570	11,398
1968	14	160,888	11,492
1969	15	165,712	11,047
1970	16	146,794	9,175
1971	16	207,200	12,950
1972	16	147,304	9,207
1973	16	163,160	10,198
1974	16	154,112	9,632



Season	Sess.	Attend.	P/G Avg.
1993	34	49,675	1,461
1994	34	54,848	1,613
1995	59	*88,684	1,503
1996	58	87,437	1,508
1997	58	70,647	1,218
1998	42	63,330	1,508
1999	42	53,928	1,284
2000	42	62,527	1,489
2001	42	77,110	1,836
2002	46	74,437	1,618
2003	42	66,379	1,580
2004	42	66,693	1,588
2005	42	64,289	1,531
2006	42	99,394	2,367

\*record



Photo by Stephen Nowland/NCAA Photos

## Division I Attendance Records

### SINGLE GAME (PAID)

78,129—Kentucky (79) vs. Michigan St. (74), Dec. 13, 2003, at Ford Field, Detroit (regular-season game)

### SINGLE GAME (TURNSTILE)

58,903—North Carolina (78) vs. Kansas (68) and Michigan (81) vs. Kentucky (78) (ot), Apr. 3, 1993 (NCAA semifinals), at Louisiana Superdome, New Orleans

### HOME COURT, SINGLE GAME

33,633—Villanova (92) at Syracuse (82), Mar. 5, 2006, Carrier Dome, Syracuse, NY

### HOME-COURT AVERAGE, SEASON

29,918—Syracuse, 1990 (478,686 in 16 games at Carrier Dome)

### HOME-COURT TOTAL, SEASON

537,949—Syracuse, 1989 (19 games)

### FULL-SEASON AVERAGE, ALL GAMES (home, road, neutral, tournaments)

22,501—Syracuse, 1989 (855,053 in 38 games)

### FULL-SEASON TOTAL, ALL GAMES (home, road, neutral, tournaments)

855,053—Syracuse, 1989 (38 games)

### TOP 10 ATTENDANCE GAMES (PAID)\*

78,129—Kentucky (79) vs. Michigan St. (74), Dec. 13, 2003, at Ford Field, Detroit

68,112—LSU (87) vs. Notre Dame (64), Jan. 20, 1990, at Louisiana Superdome, New Orleans

66,144—LSU (82) vs. Georgetown (80), Jan. 28, 1989, at Louisiana Superdome, New Orleans

64,959—Indiana (74) vs. Syracuse (73), Mar. 30, 1987 (NCAA final); Indiana (97) vs. UNLV (93) and Syracuse (77) vs. Providence (63), Mar. 28, 1987 (NCAA semifinals), at Louisiana Superdome, New Orleans

64,151—North Carolina (77) vs. Michigan (71), Apr. 5, 1993 (NCAA final); North Carolina (78) vs. Kansas (68) and Michigan (81) vs. Kentucky (78) (ot), Apr. 3, 1993 (NCAA semifinals), at Louisiana Superdome, New Orleans

61,612—North Carolina (63) vs. Georgetown (62), Mar. 29, 1982 (NCAA final); North Carolina (68) vs. Houston (63) and Georgetown (50) vs. Louisville (46), Mar. 27, 1982 (NCAA semifinals), at Louisiana Superdome, New Orleans

61,304—LSU (84) vs. Texas (83), Jan. 3, 1992, at Louisiana Superdome, New Orleans

54,524—Syracuse (81) vs. Kansas (78), Apr. 7, 2003 (NCAA final); Kansas (94) vs. Marquette (61) and Syracuse (95) vs. Texas (84), Apr. 5, 2003 (NCAA semifinals), at Louisiana Superdome, New Orleans (attendance for the semifinals was 54,432)

52,693—Houston (71) vs. UCLA (69), Jan. 20, 1968, at The Astrodome, Houston

52,647—Maryland (64) vs. Indiana (52), Apr. 1, 2002 (NCAA final); Maryland (97) vs.

Kansas (88) and Indiana (73) vs. Oklahoma (64), Mar. 30, 2002 (NCAA semifinals), at Georgia Dome, Atlanta

\*Note: Figures for games at the Final Four include the media.

### TOP FIVE ATTENDANCE GAMES (TURNSTILE)

58,903—North Carolina (78) vs. Kansas (68) and Michigan (81) vs. Kentucky (78) (ot), Apr. 3, 1993 (NCAA semifinals), at Louisiana Superdome, New Orleans

56,707—Indiana (74) vs. Syracuse (73), Mar. 30, 1987 (NCAA final), at Louisiana Superdome, New Orleans

56,264—North Carolina (77) vs. Michigan (71), Apr. 5, 1993 (NCAA final), at Louisiana Superdome, New Orleans

55,841—Indiana (97) vs. UNLV (93) and Syracuse (77) vs. Providence (63), Mar. 28, 1987 (NCAA semifinals), at Louisiana Superdome, New Orleans

54,321—LSU (82) vs. Georgetown (80), Jan. 28, 1989, at Louisiana Superdome, New Orleans

### TOP 10 REGULAR-SEASON GAMES (PAID)

78,129—Kentucky (79) vs. Michigan St. (74), Dec. 13, 2003, at Ford Field, Detroit

68,112—LSU (87) vs. Notre Dame (64), Jan. 20, 1990, at Louisiana Superdome, New Orleans

66,144—LSU (82) vs. Georgetown (80), Jan. 28, 1989, at Louisiana Superdome, New Orleans

61,304—LSU (84) vs. Texas (83), Jan. 3, 1992, at Louisiana Superdome, New Orleans

52,693—Houston (71) vs. UCLA (69), Jan. 20, 1968, at The Astrodome, Houston

45,214—Louisville (101) vs. Indiana (79) and Notre Dame (81) vs. Kentucky (65), Dec. 3, 1988, at RCA Dome, Indianapolis

43,601—Notre Dame (69) vs. Louisville (54) and Kentucky (82) vs. Indiana (76), Dec. 5, 1987, at RCA Dome, Indianapolis

41,071—Kentucky (89) vs. Indiana (82), Dec. 2, 1995, at RCA Dome, Indianapolis

40,128—Louisville (84) vs. Notre Dame (73) and Indiana (71) vs. Kentucky (69), Dec. 2, 1989, at RCA Dome, Indianapolis

38,504—Kentucky (75) vs. Indiana (72), Dec. 6, 1997, at RCA Dome, Indianapolis

### ON-CAMPUS REGULAR-SEASON, SINGLE GAME

33,633—Villanova (92) at Syracuse (82), Mar. 5, 2006, Carrier Dome, Syracuse, NY

33,199—Notre Dame (57) at Syracuse (60), Feb. 5, 2005, Carrier Dome, Syracuse, NY

33,071—Rutgers (74) at Syracuse (82), Mar. 9, 2003, Carrier Dome, Syracuse, NY

33,048—Georgetown (58) at Syracuse (62), Mar. 3, 1991, Carrier Dome, Syracuse, NY

33,015—Georgetown (87) at Syracuse (89), Mar. 4, 1990 (ot), Carrier Dome, Syracuse, NY

32,996—Georgetown (72) at Syracuse (68), Feb. 23, 1992, Carrier Dome, Syracuse, NY

- 32,944—Connecticut (56) at Syracuse (67), Mar. 7, 2004, Carrier Dome, Syracuse, NY
- 32,820—Connecticut (86) at Syracuse (90), Feb. 10, 1990, Carrier Dome, Syracuse, NY
- 32,804—Providence (66) at Syracuse (91), Feb. 26, 2005, Carrier Dome, Syracuse, NY
- 32,763—Pittsburgh (68) at Syracuse (89), Feb. 24, 1991, Carrier Dome, Syracuse, NY

## 2006 Division I Attendance Single-Game Highs

### REGULAR-SEASON

- 33,633—Villanova (92) at Syracuse (82), Mar. 5, 2006, at Carrier Dome, Syracuse, N.Y.
- 31,190—Louisville (66) at Syracuse (79), Feb. 18, 2006, at Carrier Dome in Syracuse, NY
- 28,031—Indiana (79) vs. Kentucky (53), Dec. 10, 2005, at RCA Dome in Indianapolis
- 26,805—Connecticut (88) at Syracuse (80), Jan. 16, 2006, at Carrier Dome in Syracuse, NY
- 26,737—Seton Hall (68) at Syracuse (61), Jan. 29, 2006, at Carrier Dome in Syracuse, NY

### POSTSEASON

- 43,822—Florida (73) vs. George Mason (58) and UCLA (59) vs. LSU (45), Apr. 1, 2006 (NCAA semifinal); Florida (73) vs. UCLA (57), Apr. 3, 2006 (NCAA final), at RCA Dome in Indianapolis (43,168 at the final)
- 27,633—Texas (74) vs. West Virginia (71) and LSU (62) vs. Duke (54), Mar. 23, 2006; and LSU (70) vs. Texas (60), Mar. 25, 2006 (Atlanta Regional semifinals and finals) at Georgia Dome in Atlanta
- 23,745—11 games of the Atlantic Coast Conference Tournament; Mar. 9-12, 2006, at Greensboro Coliseum in Greensboro, NC
- 22,809—Duke (74) vs. George Washington (61) and Wichita St. (80) vs. Tennessee (73), Mar. 18, 2006 (Greensboro 2nd Round), at Greensboro Coliseum in Greensboro, NC (22,642 and 22,073 in 1st Rounds)
- 22,293—Florida (57) vs. Georgetown (53) and Villanova (60) vs. Boston College (59), Mar. 24, 2006 (Minneapolis Regional semifinals), at Hubert H. Humphrey Metrodome in Minneapolis

## Division II Attendance Records

### PAID ATTENDANCE

- 21,786—Bowie St. (72) vs. Virginia Union (71), Mar. 1, 2003, at RBC Center, Raleigh, NC (Central Intercollegiate Athletic Association final; early rounds had crowds of 16,536, 15,786 and 11,761)
- 20,432—Shaw (82) vs. Johnson Smith (68), Mar. 2, 2002, at RBC Center, Raleigh, NC (Central Intercollegiate Athletic Association final; early rounds had crowds of 18,054, 17,827 and 14,386)

15,731—Virginia Union (80) vs. N.C. Central (72), Feb. 28, 2004, at RBC Center, Raleigh, NC (CIAA final; early rounds had crowds of 9,718, 8,493 & 7,115)

13,913—Evansville (93) vs. Ky. Wesleyan (87), Feb. 13, 1960, at Roberts Stadium, Evansville, IN

13,240—La.-Lafayette (105) vs. Ky. Wesleyan (83), Mar. 19, 1971, at Roberts Stadium, Evansville, IN (NCAA third place)

#### **2006 ATTENDANCE SINGLE-GAME HIGHS**

8,765—Virginia Union (71) at Virginia St. (43), Jan. 15, 2006

7,167—Neb.-Kearney (70) at Fort Hays St. (66), Feb. 26, 2006

6,721—Winona St. (82) at Northern St. (73), Feb. 11, 2006

6,432—Wayne St. (Neb.) (51) at Northern St. (73), Feb. 25, 2006

6,248—San Fran. St. (65) at Cal St. Bakersfield (77), Jan. 13, 2006

## **Division III Attendance Records**

#### **PAID ATTENDANCE**

11,442—Hope (70) vs. Calvin (56), Jan. 29, 1997, at Van Andel Arena, Grand Rapids, Michigan

#### **2006 ATTENDANCE SINGLE-GAME HIGHS**

5,302—Plattsburgh St. (51) at Fredonia St. (61), Jan. 21, 2006

4,500—Hope (58) at Calvin (59), Feb. 8, 2006

4,500—Hope (68) at Calvin (55), Feb. 26, 2006

3,593—Albion (55) at Hope (74), Feb. 4, 2006

3,533—Calvin (67) at Hope (70), Mar. 4, 2006



# Playing-Rules History

Dr. James Naismith's 13 Original Rules of Basketball.....	246
Important Rules Changes By Year ....	246
Important Rules Changes By Subject	248
Division I Basketball Firsts .....	252



## Dr. James Naismith's 13 Original Rules of Basketball



Photo from NCAA archives

1. The ball may be thrown in any direction with one or both hands.
2. The ball may be batted in any direction with one or both hands (never with the fist).
3. A player cannot run with the ball. The player must throw it from the spot on which he catches it, allowance to be made for a man who catches the ball when running at a good speed if he tries to stop.
4. The ball must be held in or between the hands; the arms or body must not be used for holding it.
5. No shouldering, holding, pushing, tripping, or striking in any way the person of an opponent shall be allowed; the first infringement of this rule by any player shall count as a foul, the second shall disqualify him until the next goal is made, or, if there was evident intent to injure the person, for the whole of the game, no substitute allowed.
6. A foul is striking at the ball with the fist, violation of Rules 3, 4, and such as described in Rule 5.
7. If either side makes three consecutive fouls, it shall count a goal for the opponents (consecutive means without the opponents in the mean time making a foul).
8. A goal shall be made when the ball is thrown or batted from the grounds into the basket and stays there, providing those defending the goal do not touch or disturb the goal. If the ball rests on the edges, and the opponent moves the basket, it shall count as a goal.
9. When the ball goes out of bounds, it shall be thrown into the field of play by the person first touching it. In case of a dispute, the umpire shall throw it straight into the field. The thrower-in is allowed five seconds; if he holds it longer, it shall go to the opponent. If any side persists in delaying the game, the umpire shall call a foul on that side.
10. The umpire shall be judge of the men and shall note the fouls and notify the referee when three consecutive fouls have been made. He shall have power to disqualify men according to Rule 5.
11. The referee shall be judge of the ball and shall decide when the ball is in play, in bounds, to which side it belongs, and shall keep the time. He shall decide when a goal has been made, and keep account of the goals with any other duties that are usually performed by a referee.
12. The time shall be two 15-minute halves, with five minutes' rest between.
13. The side making the most goals in that time shall be declared the winner. In case of a draw, the game may, by agreement of the captains, be continued until another goal is made.

*Note: These original rules were published in January 1892 in the Springfield College school newspaper, The Triangle.*

## Important Rules Changes by Year

### 1891-92

- The 13 original rules of basketball are written by Dr. James Naismith in December 1891 in Springfield, Massachusetts.

### 1894-95

- The free-throw line is moved from 20 to 15 feet.

### 1895-96

- Points awarded for field goal changes from three to two, and points awarded for each successful free throw from three points to one point.

### 1896-97

- Backboards are installed.

### 1900-01

- A dribbler may not shoot for a field goal and may dribble only once, and then with two hands.

### 1908-09

- A dribbler is permitted to shoot. The dribble is defined as the "continuous passage of the ball," making the double dribble illegal.
- A second official is added for games in an effort to curb the rough play.

### 1910-11

- Players are disqualified upon committing their fourth personal foul.
- No coaching is allowed during the progress of the game by anybody connected with either team. A warning is given for the first violation and a free throw is awarded after that.

### 1913-14

- The bottom of the net is left open.

### 1914-15

- College, YMCA and AAU rules are made the same.

### 1920-21

- A player can re-enter the game once. Before this rule, if a player left the game, he could not re-enter for the rest of the game.
- The backboards are moved 2 feet from the wall of the court. Before this rule, players would "climb" the padded wall to sink baskets.

### 1921-22

- Running with the ball changes from a foul to a violation.

### 1923-24

- The player fouled must shoot his own free throws. Before this rule, one person usually shot all his team's free throws.

### 1928-29

- The charging foul by the dribbler is introduced.

### 1930-31

- A held ball may be called when a closely guarded player is withholding the ball from play for five seconds. The result will be a jump ball.
- The maximum circumference of the ball is reduced from 32 to 31 inches, and the maximum weight from 23 to 22 ounces.

### 1932-33

- The 10-second center (division) line is introduced to reduce stalling.
- No player can stand in the free-throw lane with the ball for more than three seconds.

### 1933-34

- A player may re-enter the game twice.

### 1934-35

- The circumference of the ball again is reduced to between 29½ and 30¼ inches.



**1935-36**

- No offensive player can remain in the free-throw lane, with or without the ball, for more than three seconds.
- After a made free throw, the team scored upon shall put the ball in play at the end of the court where the goal had been scored.

**1937-38**

- The center jump after every goal scored is eliminated.

**1938-39**

- The ball will be thrown in from out of bounds at mid-court by the team shooting a free throw after a technical foul. Before, the ball was put into play with a center jump after a technical-foul free throw.
- The circumference of the ball is established as 30 inches.

**1939-40**

- Teams have the choice of whether to take a free throw or take the ball out of bounds at mid-court. If two or more free throws are awarded, this option applies to the last throw.
- The backboards are moved from 2 to 4 feet from the end line to permit freer movement under the basket.

**1940-41**

- Fan-shaped backboards are made legal.

**1942-43**

- Any player who is eligible to start an overtime period will be allowed an extra personal foul, increasing the total so disqualification is on the fifth foul.

**1944-45**

- Defensive goaltending is banned.
- Five personal fouls disqualify a player. An extra foul is not permitted in overtime games.
- Unlimited substitution is introduced.
- It becomes a violation for an offensive player to remain in the free-throw lane for more than three seconds.

**1946-47**

- Transparent backboards are authorized.

**1947-48**

- The clock is stopped on every dead ball the last three minutes of the second half and of every overtime period. This includes every time a goal is scored because the ball is considered dead until put into play again. (This rule was abolished in 1951.)

**1948-49**

- Coaches are allowed to speak to players during a timeout.

**1951-52**

- Games are to be played in four 10-minute quarters. Before this, games were played in two 20-minute halves.

**1952-53**

- Teams can no longer waive free throws in favor of taking the ball out of bounds.
- The one-and-one free-throw rule is introduced, although the bonus is used only if the first shot is missed. The rule will be in effect the entire game except the last three minutes, when every foul results in two free throws.

**1954-55**

- The one-and-one free throw is changed so that the bonus shot is given only if the first shot is made.
- Games are changed back to being played in two 20-minute halves.

**1955-56**

- The two-shot penalty in the last three minutes of the game is eliminated. The one-and-one is now in effect the entire game.

**1956-57**

- The free-throw lane is increased from 6 feet to 12 feet. On the lineup for a free throw, the two spaces adjacent to the end line must be occupied by opponents of the free-thrower. In the past, one space was marked "H" for a home team player to occupy, and across the lane the first space was marked "V" for a visiting team player to stand in.
- Grasping the basket is now classified as a technical foul under unsportsmanlike tactics.

**1957-58**

- Offensive goaltending is now banned, as an addition to the original 1945 rule.
- One free throw for each common foul is taken for the first six personal fouls by one team in each half, and the one-and-one is used thereafter.

- On uniforms, the use of the single digit numbers one and two and any digit greater than five is prohibited.
- A ball that passes over the backboard—either front to back or back to front—is considered out of bounds.

**1964-65**

- Coaches must remain seated on the bench except while the clock is stopped or to direct or encourage players on the court. This rule is to help keep coaches from inciting undesirable crowd reactions toward the officials.

**1967-68**

- The dunk is made illegal during the game and pregame warm-up.

**1970-71**

- During a jump ball, a nonjumper may not change his position from the time the official is ready to make the toss until after the ball has been touched.

**1972-73**

- The free throw on the first six common fouls each half by a team is eliminated.
- Players cannot attempt to create the false impression that they have been fouled in charging/guarding situations or while screening when the contact was only incidental. An official can charge the "actor" with a technical foul for unsportsmanlike conduct if, in the official's opinion, the actor is making a travesty of the game.
- Freshmen are eligible to play varsity basketball. This was the result of a change in the NCAA bylaws, not the basketball playing rules.

**1973-74**

- Officials may now penalize players for fouls occurring away from the ball, such as grabbing, holding and setting illegal screens.

**1974-75**

- During a jump ball, a non-jumper on the restraining circle may move around the circle after the ball has left the official's hands.
- A player charged with a foul is no longer required to raise his hand. (In 1978, however, it was strongly recommended that a player start raising his hand again.)

**1976-77**

- The dunk is made legal again.

**1981-82**

- The jump ball is used only at the beginning of the game and the start of each overtime. An alternating arrow will indicate possession in jump-ball situations during the game.
- All fouls charged to bench personnel shall be assessed to the head coach.

**1982-83**

- When the closely guarded five-second count is reached, it is no longer a jump-ball situation. It is a violation, and the ball is awarded to the defensive team out of bounds.

**1983-84**

- Two free throws are taken for each common foul committed within the last two minutes of the second half and the entire overtime period, if the bonus rule is in effect. (This rule was rescinded one month into the season.)

**1984-85**

- The coaching box is introduced, whereby a coach and all bench personnel must remain in the 28-foot-long coaching box unless seeking information from the scorers' table.

**1985-86**

- The 45-second clock is introduced. The team in control of the ball must now shoot for a goal within 45 seconds after it attains team control.
- If a shooter is fouled intentionally and the shot is missed, the penalty will be two shots and possession of the ball out of bounds to the team that was fouled.
- The head coach may stand throughout the game, while all other bench personnel must remain seated.

**1986-87**

- The three-point field goal is introduced and set at 19 feet 9 inches from the center of the basket.
- A coach may leave the confines of the bench at any time without penalty to correct a scorer's or timer's mistake. A technical foul is assessed if there is no mistake. (This was changed the next year to a timeout.) Also, a television replay may be used to prevent or rectify a scorer's or timer's mistake or a malfunction of the clock.

**1987-88**

- Each intentional personal foul carries a two-shot penalty plus possession of the ball.

**1988-89**

- Any squad member who participates in a fight will be ejected from the game and will be placed on probation. If that player participates in a second fight during the season, he will be suspended for one game. A third fight involving the same person results in suspension for the rest of the season including championship competition.

**1990-91**

- Beginning with the team's 10th personal foul in a half, two free throws are awarded for each common foul, except player-control fouls.
- Three free throws are awarded when a shooter is fouled during an unsuccessful three-point try.
- The fighting rule is amended. The first time any squad member or bench personnel participates in a fight he will be suspended for the team's next game. If that same person participates in a second fight, he will be suspended for the rest of the season, including championship competition.

**1991-92**

- Contact technical fouls count toward the five fouls for player disqualification and toward the team fouls in reaching bonus free-throw situations.
- The shot clock is reset when the ball strikes the basket ring, not when a shot leaves the shooter's hands as it had been ever since the rule was introduced in 1986.

**1992-93**

- Unsporting technical fouls, in addition to contact technical fouls, count toward the five fouls for player disqualification and toward the team fouls in reaching bonus free-throw situations.

**1993-94**

- The shot clock is reduced to 35 seconds from 45. The team in control of the ball must shoot for a goal within 35 seconds after it gains team control.
- A foul shall be ruled intentional if, while playing the ball, a player causes excessive contact with an opponent.
- The game clock will be stopped after successful field goals in the last minute of the game and the last minute of any overtime period with no substitution allowed.
- The five-second dribbling violation when closely guarded is eliminated.
- The rule concerning the use of profanity is expanded to include abusive and obscene language in an effort to curtail verbal misconduct by players and coaches.

**1994-95**

- The inner circle at mid-court is eliminated.
- Scoring is restricted to a tap-in when (3/10) (.3) of a second or less remain on the game clock or shot clock.
- The fighting and suspension rules are expanded to include coaches and team personnel.

**1995-96**

- All unsporting technical fouls charged to anyone on the bench count toward the team foul total.
- Teams are allowed one 20-second timeout per half. This was an experimental rule in the 1994-95 season.

**1996-97**

- Teams shall warm up and shoot at the end of the court farthest from their own bench for the first half. Previously, teams had the choice of baskets in the first half.
- In games not involving commercial electronic media, teams are entitled to four full-length timeouts and two 20-second timeouts per game. In games involving commercial electronic media, teams are entitled to two full-length timeouts and three 20-second timeouts per game.

**1997-98**

- The five-second dribbling violation when closely guarded is reinstated.
- Timeout requests can be made by a player on the court or by the head coach.

**1998-99**

- In a held-ball situation initiated by the defense, the ball shall be awarded to the defensive team. Previously, possession was awarded by the direction of the possession arrow.

**1999-00**

- Held-ball change from previous season rescinded.
- Twenty-second timeouts increased to 30 seconds in length. New electronic-media timeout format adopted.
- Uniform numbers one and two are permitted.
- Officials must consult courtside television monitors, when available, to judge whether a game-deciding last-second shot in the second half or any extra period counts. (This was passed during the season.)

**2000-01**

- Technical fouls divided into direct (two-shot penalty) and indirect (one-shot penalty) with ball returned to point of interruption.

**2001-02**

- Both direct and indirect technical fouls penalized by two shots and returned to point of interruption.
- Officials can check an official courtside monitor to determine if a try is a three- or two-point attempt, regardless of whether the try is successful.

**2002-03**

- Composite ball can be used without mutual consent of coaches.
- Two free-throw lane spaces closest to the free-thrower shall remain unoccupied.
- No free throws to offended team in bonus for personal fouls committed by team while in team control or in possession of the ball during a throw-in (team-control foul).

**2003-04**

- Officials may consult courtside monitor at end of either half or any extra period to determine: (1) if a field-goal try beat the horn; (2) whether a shot-clock violation at the end of the first half beat the horn; or, (3) whether a shot-clock violation that will determine the outcome of a game beat the horn. The officials also may use a courtside monitor to correct a timer's mistake or to determine if the game clock or shot clock expired at or near the end of a period.
- A team shall have control when a player of that team has disposal of the ball for a throw-in.

**2005-06**

- Expanding on the rule from two seasons before, officials who consult a courtside monitor at the end of either half or any extra period can correct the official game time if needed and/or determine whether a foul was committed before time expired. Officials can also consult a courtside monitor any time during the game to correct a timer's mistake.
- The time allowed to replace a disqualified player was reduced from 30 to 20 seconds and the warning signal will be sounded five seconds before the expiration of the time limit.
- Violations when the ball has been intentionally kicked will no longer result in the reset of the shot clock to 35 seconds. When the violation occurs with 15 or fewer seconds remaining, the shot clock will be reset to 15 seconds. Otherwise, when the violation occurs with more than 15 seconds remaining, there shall be no reset of the shot clock.

**2006-07**

- A timeout shall not be recognized when an airborne player's momentum carries him either out-of-bounds or into the backcourt.
- Starting with the 2009-10 season, Division II and III institutions will be required to have a game clock with a 10th-of-a-second display, a red light or LED lights, and shot clocks mounted on the back board.

## Important Rules Changes by Subject

**Ball:** 1930-31, The maximum circumference of the ball is reduced from 32 to 31 inches, and the maximum weight from 23 to 22 ounces. 1934-35, The circumference of the ball again is reduced to between 29 1/2 and 30 1/4 inches. 1938-39, The circumference of the ball is established as 30 inches. 2002-03, Mutual consent no longer needed for composite ball to be legal.

**Basket Equipment:** 1896-97, Backboards are installed. 1913-14, The bottom of the net is left open. 1920-21, The backboards are moved 2 feet from the wall of the court. Before this rule, players would "climb" the padded wall to sink baskets. 1939-40, The backboards are moved from 2 to 4 feet from the end line to permit freer movement under the basket. 1940-41, Fan-shaped backboards are made legal.

1946-47, Transparent backboards are authorized. 1957-58, A ball that passes over the backboard—either front to back or back to front—is considered out of bounds. 1996-97, Teams shall warm up and shoot at the end of the court farthest from their own bench for the first half. Previously, teams had the choice of baskets in the first half. 2002-03, For Division I, shot clocks had to be mounted and recessed on backboard, red warning light had to be added and game clock had to show 10th-of-a-second display. 2003-04, for Division II, shot clocks must be recessed and mounted. 2009-10, Division II and III institutions will be required to have a game clock with a 10th-of-a-second display, a red light or LED lights, and shot clocks mounted on the back board.

**Block/Charge:** 1928-29, The charging foul by the dribbler is introduced. 1972-73, Players cannot attempt to create the false impression that they have been fouled in charging/guarding situations or while screening when the contact was only incidental. An official can charge the "actor" with a technical foul for unsportsmanlike conduct if, in the official's opinion, the actor is making a travesty of the game. 2002, Prior rule was deleted because of lack of use.

**Clock Stoppage:** 1947-48, The clock is stopped on every dead ball the last three minutes of the second half and of every extra period. This includes every time a goal is scored because the ball is considered dead until put into play again. (This rule was abolished in 1951.)

**Closely Guarded:** 1982-83, When the closely guarded five-second count is reached, it is no longer a jump-ball situation. It is a violation, and the ball is awarded to the defensive team out of bounds. 1993-94, The five-second dribbling violation when closely guarded is eliminated. 1997-98, The five-second dribbling violation when closely guarded is reinstated.

**Coaching:** 1910-11, No coaching is allowed during the progress of the game by anybody connected with either team. A warning is given for the first violation and a free throw is awarded after that. 1948-49, Coaches are allowed to speak to players during a timeout. 1964-65, Coaches must remain seated on the bench except while the clock is stopped or to direct or encourage players on the court. This rule is to help keep coaches from inciting undesirable crowd reactions toward the officials. 1984-85, The coaching box is introduced, whereby a coach and all bench personnel must remain in the 28-foot-long coaching box unless seeking information from the scorers' table. 1985-86, The head coach may stand throughout the game, while all other bench personnel must remain seated. 1986-87, A coach may leave the confines of the bench at any time without penalty to correct a scorer's or timer's mistake. A technical foul is assessed if there is no mistake. (This penalty was changed the next year to a timeout.) Also, a television replay may be used to prevent or rectify a scorer's or timer's mistake or a malfunction of the clock. 1994-95, The fighting and suspension rules are expanded to include coaches and team personnel. 1995-96, All unsporting technical fouls charged to anyone on the bench count toward the team foul total.

**Dunk:** 1967-68, The dunk is made illegal during the game and pregame warm-up. 1976-77, The dunk is made legal again but remains illegal during warm-up.

**Field Goals:** 1895-96, A field goal changes from three to two points, and free throws from three points to one point.

**Fighting:** 1988-89, Any squad member who participates in a fight will be ejected from the game and will be placed on probation. If that individual participates in a second fight during the season, he will be suspended for one game. A third fight involving the same person results in suspension for the rest of the season including championship competition. 1990-91, The fighting rule is amended. The first time any squad member or bench personnel participates in a fight he will be suspended for the team's next game. If that same person participates in a second fight, he will be suspended for the rest of the season, including championship competition. 1994-95, The fighting and suspension rules are expanded to include coaches and team personnel.

**Fouling Out:** 1910-11, Players are disqualified upon committing their fourth personal foul. 1942-43, Any player who is eligible to start an extra period will be allowed an extra personal foul, increasing the total so disqualification is on the fifth foul. 1944-45, Five personal fouls disqualify a player. An extra foul is not permitted in overtime games. 1991-92, Contact technical fouls count toward the five fouls for player disqualification and toward the team fouls in reaching bonus free-throw situations.

**Free Throws:** 1894-95, The free-throw line is moved from 20 to 15 feet. 1923-24, The player fouled must shoot his own free throws. Before this rule, one person usually shot all his team's free throws. 1935-36, After a made free throw, the team scored upon shall put the ball in play at the end of the court where the goal had been scored. 1939-40, Teams have the choice of whether to take a free throw or take the ball out of bounds at mid-court. If two or more free throws are awarded, this option applies to the last throw. 1952-53, Teams can no longer waive free throws in favor of taking the ball out of bounds. 1952-53, The one-and-one free-throw rule is introduced, although the bonus is used only if the first shot is missed. The rule will be in effect the entire game except the last three minutes, when every foul is two shots. 1954-55, The one-and-one free throw is changed so that the bonus shot is given only if the first shot is made. 1955-56, The two-shot penalty in the last three minutes of the game is eliminated. The one-and-one is now in effect the entire game. 1956-57, The free-throw lane is increased from 6 feet to 12 feet. On the lineup for a free throw, the two spaces adjacent to the end line must be occupied by opponents of the free thrower. In the past, one space was marked "H" for a home team player to occupy, and across the lane the first space was marked "V" for a visiting team player to stand in. 1957-58, One free throw for each common foul is taken for the first six personal fouls by one team in each half, and the one-and-one is used thereafter. 1972-73, The free throw on the first six common fouls each half by a team is eliminated. 1974-75, A player charged with a foul is no longer required to raise his hand. (In 1978, however, it was strongly recommended that a player start raising his hand again.) 1983-84, Two free throws are taken for each common foul committed within the last two minutes of the second half and the entire overtime period, if the bonus rule is in effect. (This rule was rescinded one month into the season.) 1985-86, If a shooter is fouled intentionally and the shot is missed, the penalty will be two shots and possession of the ball out of bounds to the team that was fouled. 1987-88, Each intentional personal foul carries a two-shot penalty plus possession of the ball. 1990-91, Beginning with the team's 10th personal foul in a half, two free throws are awarded for each common foul, except player-control fouls. 1990-91, Three free throws are awarded when a shooter is fouled during an unsuccessful three-point try. 1991-92, Contact technical fouls count toward the five fouls for player disqualification and toward the

team fouls in reaching bonus free-throw situations. 1992-93, Unsporting technical fouls, in addition to contact technical fouls, count toward the five fouls for player disqualification and toward the team fouls in reaching bonus free-throw situations. 1995-96, All unsporting technical fouls charged to anyone on the bench count toward the team foul total. 2000-01, Number of players permitted on free-throw lane reduced from eight to six. 2002-03, Lane spaces closest to the free-thrower shall remain unoccupied.

**Freshmen:** 1972-73, Freshmen are eligible to play varsity basketball. This was the result of a change in the NCAA bylaws, not the basketball playing rules.

**Goaltending/Basket Interference:** 1944-45, Defensive goaltending is banned. 1957-58, Offensive goaltending is now banned, as an addition to the original 1945 rule.

**Held Ball:** 1930-31, A held ball may be called when a closely guarded player is withholding the ball from play for five seconds. The result will be a jump ball. 1998-99, In a held-ball situation initiated by the defense, the ball shall be awarded to the defensive team. Previously, possession was awarded by the direction of the possession arrow. This was rescinded the next season.

**Intentional Foul:** 1985-86, If a shooter is fouled intentionally and the shot is missed, the penalty will be two shots and possession of the ball out of bounds to the team that was fouled. 1987-88, Each intentional personal foul carries a two-shot penalty plus possession of the ball. 1993-94, A foul shall be ruled intentional if, while playing the ball, a player causes excessive contact with an opponent.

**Jump Ball/Alternate Possession:** 1930-31, A held ball may be called when a closely guarded player is withholding the ball from play for five seconds. The result will be a jump ball. 1937-38, The center jump after every goal scored is eliminated. 1970-71, During a jump ball, a non-jumper may not change his position from the time the official is ready to make the toss until after the ball has been touched. 1974-75, During a jump ball, a non-jumper on the restraining circle may move around it after the ball has left the official's hands. 1981-82, The jump ball is used only at the beginning of the game and the start of each extra period. An alternating arrow will indicate possession in held-ball situations during the game. 1994-95, The inner circle at mid-court is eliminated.

**Lines:** 1894-95, The free-throw line is moved from 20 to 15 feet. 1932-33, The 10-second center (division) line is introduced to reduce stalling. 1956-57, The free-throw lane is increased from 6 feet to 12 feet. On the lineup for a free throw, the two spaces adjacent to the end line must be occupied by opponents of the free-thrower. In the past, one space was marked "H" for a home team player to occupy, and across the lane the first space was marked "V" for a visiting team player to stand in. 1984-85, The coaching box is introduced, whereby a coach and all bench personnel must remain in the 28-foot-long coaching box unless seeking information from the scorers' table. 1986-87, The three-point field goal is introduced and set at 19 feet 9 inches from the center of the basket. 1994-95, The inner circle at mid-court is eliminated.

**Officials:** 1908-09, A second official is added for games in an effort to curb the rough play. 1977-78, The option of a third official is allowed.

**Out of Bounds:** 1957-58, A ball that passes over the backboard—either front to back or back to front—is considered out of bounds.

**Overtime:** 1942-43, Any player who is eligible to start an extra period will be allowed an extra personal foul, increasing the total so disqualification is on the fifth foul. 1944-45, An extra foul is not permitted in overtime games. 1993-94, The game clock will be stopped after successful field goals in the last minute of the game and the last minute of any extra period with no substitution allowed.

**Periods:** 1951-52, Games are to be played in four 10-minute quarters. Before this, games were played in two 20-minute halves. 1954-55, Games are changed back to being played in two 20-minute halves. 1996-97, Teams shall warm up and shoot at the end of the court farthest from their own bench for the first half. Previously, teams had the choice of baskets in the first half.

**Rough Play:** 1908-09, A second official is added for games in an effort to curb the rough play. 1939-40, Teams have the choice of whether to take a free throw or take the ball out of bounds at mid-court. If two or more free throws are awarded, this option applies to the last throw. 1952-53, Teams can no longer waive free throws in favor of taking the ball out of bounds. 1957-58, One free throw for each common foul is taken for the first six personal fouls by one team in each half, and the one-and-one is used thereafter. 1972-73, The free throw on the first six common fouls each half by a team is eliminated. 1973-74, Officials may now penalize players for fouls occurring away from the ball, such as grabbing, holding and setting illegal screens. 1974-75, A player charged with a foul is no longer required to raise his hand. (In 1978, however, it was strongly recommended that a player start raising his hand again.) 1983-84, Two free throws are taken for each common foul committed within the last two minutes of the second half and the entire overtime period, if the bonus rule is in effect. (This rule was rescinded one month into the season.) 1987-88, Each intentional personal foul carries a two-shot penalty plus possession of the ball. 1990-91, Beginning with the team's 10th personal foul in a half, two free throws are awarded for each common foul, except player-control fouls. 1991-92, Contact technical fouls count toward the five fouls for player disqualification and toward the team fouls in reaching bonus free-throw situations. 1992-93, Unsporting technical fouls, in addition to contact technical fouls, count toward the five fouls for player disqualification and toward the team fouls in reaching bonus free-throw situations. 1993-94, A foul shall be ruled intentional if, while playing the ball, a player causes excessive contact with an opponent. 2000-01, Number of players permitted on free-throw lane reduced from eight to six.

**Shot Clock/Stalling:** 1932-33, The 10-second center (division) line is introduced to reduce stalling. 1985-86, The 45-second clock is introduced. The team in



control of the ball must now shoot for a goal within 45 seconds after it attains team control. 1991-92, The shot clock is reset when the ball strikes the basket ring, not when a shot leaves the shooter's hands as it had been ever since the rule was introduced in 1986. 1993-94, The shot clock is reduced to 35 seconds from 45. The team in control of the ball must shoot for a goal within 35 seconds after it gains team control. 1993-94, The game clock will be stopped after successful field goals in the last minute of the game and the last minute of any overtime period with no substitution allowed. Officials may consult courtside monitor at end of either half or any extra period to determine: (1) if a field-goal try beat the horn; (2) whether a shot-clock violation at the end of the first half beat the horn; or, (3) whether a shot-clock violation that will determine the outcome of a game beat the horn. The officials also may use a courtside monitor to correct a timer's mistake or to determine if the game clock or shot clock expired at or near the end of a period. 2005-06, Violations when the ball has been intentionally kicked will no longer result in the reset of the shot clock to 35 seconds. When the violation occurs with 15 or fewer seconds remaining, the shot clock will be reset to 15 seconds. Otherwise, when the violation occurs with more than 15 seconds remaining, there shall be no reset of the shot clock.

**Shot in Closing Seconds:** 1994-95, Scoring is restricted to a tap-in when 3/10 (.3) of a second or less remain on the game clock or shot clock. 1999-00, During the season, rules committee made rule that requires official to look at courtside monitor to decipher if a potential game-determining shot in the last second of the game or overtime should count. 2003-04, Officials may consult courtside monitor at end of either half or any extra period to determine: (1) if a field-goal try beat the horn; (2) whether a shot-clock violation at the end of the first half beat the horn; or, (3) whether a shot-clock violation that will determine the outcome of a game beat the horn. The officials also may use a courtside monitor to correct a timer's mistake or to determine if the game clock or shot clock expired at or near the end of a period.

**Substitution:** 1920-21, A player can re-enter the game once. Before this rule, if a player left the game, he could not re-enter for the rest of the game. 1933-34, A player may re-enter the game twice. 1944-45, Unlimited substitution is introduced. 1993-94, The game clock will be stopped after successful field goals in the last minute of the game and the last minute of any extra period with no substitution allowed. 2005-06, The time allowed to replace a disqualified player was reduced from 30 to 20 seconds and the warning signal will be sounded five seconds before the expiration of the time limit.

**Technical Fouls:** 1938-39, The ball will be thrown in from out of bounds at mid-court by the team shooting a free throw after a technical foul. Before, the ball was put into play with a center jump after a technical-foul free throw. 1956-57, Grasping the basket is now classified as a technical foul under unsportsmanlike tactics. 1981-82, All fouls charged to bench personnel shall be assessed to the head coach. 1988-89, Any squad member who participates in a fight will be ejected from the game and will be placed on probation. If that player participates in a second fight during the season, he will be suspended for one game. A third fight involving the same person results in suspension for the rest of the season including championship competition. 1990-91, The fighting rule is amended. The first time any squad member or bench personnel participates in a fight he will be suspended for the team's next game. If that same person participates in a second fight, he will be suspended for the rest of the season, including championship competition. 1991-92, Contact technical fouls count toward the five fouls for player disqualification and toward the team fouls in reaching bonus free-throw situations. 1992-93, Unsportsmanlike fouls, in addition to contact technical fouls, count toward the five fouls for player disqualification and toward the team fouls in reaching bonus free-throw situations. 1993-94, The rule concerning

the use of profanity is expanded to include abusive and obscene language in an effort to curtail verbal misconduct by players and coaches. 1994-95, The fighting and suspension rules are expanded to include coaches and team personnel. 2000-01, technical fouls divided into direct (two-shot penalty) and indirect (one-shot penalty) with ball returned to point of interruption. 2001-02, Both direct and indirect technical fouls penalized by two shots and return to point of interruption.

**Television Replay:** 1986-87, A coach may leave the confines of the bench at any time without penalty to correct a scorer's or timer's mistake. A technical foul is assessed if there is no mistake. (This was changed the next year to a timeout.) Also, a television replay may be used to prevent or rectify a scorer's or timer's mistake or a malfunction of the clock. 1999-00, Officials must consult courtside television monitors, when available, to judge whether a game-deciding last-second shot in the second half or any extra period counts. (This was passed during season.) 2001-02, Officials can check an official courtside monitor to determine if a try is a three- or two-point attempt, regardless of whether the try is successful. 2003-04, Officials may consult courtside monitor at end of either half or any extra period to determine: (1) if a field-goal try beat the horn; (2) whether a shot-clock violation at the end of the first half beat the horn; or, (3) whether a shot-clock violation that will determine the outcome of a game beat the horn. The officials also may use a courtside monitor to correct a timer's mistake or to determine if the game clock or shot clock expired at or near the end of a period. 2005-06, Expanding on the rule from two seasons before, officials who consult a courtside monitor at end of either half or any extra period can correct the official game time if needed and/or determine whether a foul was committed before time expired. Officials can also consult a courtside monitor any time during the game to correct a timer's mistake.

**Three Seconds:** 1932-33, No player can stand in the free-throw lane with the ball more than three seconds. 1935-36, No offensive player can remain in the free-throw lane, with or without the ball, for more than three seconds. 1944-45, It becomes a violation for an offensive player to remain in the free-throw lane more than three seconds.

**Three-Point Shot:** 1986-87, The three-point field goal is introduced and set at 19 feet 9 inches from the center of the basket. 1990-91, Three free throws are awarded when a shooter is fouled during an unsuccessful three-point try.

**Timeouts:** 1948-49, Coaches are allowed to speak to players during a timeout. 1995-96, Teams are allowed one 20-second timeout per half. This was an experimental rule in the 1994-95 season. 1996-97, In games not involving commercial electronic media, teams are entitled to four full-length timeouts and two 20-second timeouts per game. In games involving commercial electronic media, teams are entitled to two full-length timeouts and three 20-second timeouts per game. 1997-98, Timeout requests can be made by a player on the court or by the head coach. 1999-00, Twenty-second timeouts increased to 30 seconds in length. New electronic-media timeout format adopted. 2006-07, A timeout shall not be recognized when an airborne player's momentum carries him either out-of-bounds or into the backcourt.

**Traveling:** 1900-01, A dribbler may not shoot for a field goal and may dribble only once, and then with two hands. 1908-09, A dribbler is permitted to shoot. The dribble is defined as the "continuous passage of the ball," making the double dribble illegal. 1921-22, Running with the ball changes from a foul to a violation.

**Uniforms:** 1957-58, On uniforms, the use of the single digit numbers one and two and any digit greater than five is prohibited. 1999-00, Uniform numbers one and two are permitted.

## Basketball Rules Committee Secretary-Rules Editor Roster

Name	Affiliation	Years
Oswald Tower	non-NCAA	1939-59
John Bunn	Colorado St.	1960-67
Ed Steitz	Springfield	1967-91
Henry Nichols	Villanova	1992-96
Ed Bilik	Springfield	1997-present

## Division I Basketball Rules Committee Chair Roster

Name	Affiliation	Years
H.H. Salmon Jr.	Princeton	1939-40
Floyd Rowe	non-NCAA	1941
James W. St. Clair	Southern Methodist	1942-44
E.J. Hickox	non-NCAA	1945, 1947
H.G. Olsen	Ohio St.	1946
George Edwards	Missouri	1948-51
Bruce Drake	Oklahoma	1952-55
Paul Hinkle	Butler	1956-59
H.E. Foster	Wisconsin	1960-65
Polk Robison	Texas Tech.	1966
Norvall Neve	Atlantic Coast, Missouri Valley Conferences	1967-75
Richard Wilson	Amherst	1976

Name	Affiliation	Years
John Carpenter	Rider	1977-78
Jack Thurnblad	Carleton	1979-80
C.M. Newton	Alabama, Southeastern Conference	1981-85
James Dutcher	Minnesota	1986
Jerry Krause	Eastern Wash.	1987
Richard Sauers	Albany (N.Y.)	1988
Gene Bartow	UAB	1989-93
George Raveling	Southern California	1994-96
Larry Keating Jr.	Seton Hall	1997
Herb Kenny	Wesleyan (Conn.)	1998
Reggie Minton	Air Force	1999-2000
Roy Williams	Kansas	2001
Art Hyland	Big East Conference	2002-03
Willis Wilson	Rice	2004
Perry Watson	Detroit	2005
Larry Keating Jr.	Kansas	2006-present

## Basketball Rules Committee Roster

Name	Affiliation	Years
Phog Allen	Kansas	1939-41
William Anderson	Lafayette	1951-54
Lewis Andreas	Syracuse	1946-49
Tom Apke	Creighton, Colorado	1979-84
Tim Autry	South Carolina St.	1998-2002
Joe Baker	Wis-La Crosse	2003-05
Ralph Barkey	Sonoma St.	1996



Name	Affiliation	Years	Name	Affiliation	Years
Sam Barry	Southern California	1946-48	Bill Menefee	Baylor	1972-73
Justin Barry	Southern California	1949-51	Ray Meyer	DePaul	1979-82
Gene Bartow	Memphis, Illinois, UCLA, UAB	1974-78, 88-93	Joey Meyer	DePaul	1993-95
Steve Belko	Oregon	1966-69	Douglas Mills	Illinois	1947-53
John Bennington	St. Louis, Michigan St.	1960-65	Reggie Minton	Air Force	1997-2000
Bill Berry	San Jose St.	1988-90	Mike Montgomery	Stanford	1997-2000
Ed Bilik	Springfield	1968-69, 72-78, 96-2002	Steve Moore	Wooster	2007-present
Hoyt Brawner	Denver	1960-66	Gerald Myers	Texas Tech	1986-92
Charlie Brock	Springfield	2003-present	Norvall Neve	Atlantic Coast, Missouri Valley Conferences	1967-75
Clint Bryant	Augusta St.	1996-99	C.M. Newton	Alabama, Southeastern Conference	1981-85
Tom Bryant	Centre	1996-98	Henry Nichols	Villanova	1992-96
John Bunn	Stanford, Springfield, Colorado St.	1939-40, 54-67	Thomas Niland Jr.	Le Moyne	1985-91
Clarence Burch	Lycoming	1979-82	Kenneth Norton	Manhattan	1955-59
Jim Burson	Muskingum	1987-92	Tom O'Connor	George Mason	1998-2003
L.C. Butler	Colorado St.	1951-53	Dave Odom	Wake Forest	2001-04
E.M. Cameron	Duke	1956-61	H.G. Olsen	Ohio St.	1940-46
John Carpenter	Rider	1973-78	Ray Oosting	Trinity (Conn.)	1946-49, 51, 58-62
Don Casey	Temple	1979-82	James Padgett	California, Nevada	1972-74
Dale Clayton	Carson-Newman	2003-present	Curtis Parker	Centenary (La.)	1939-41
Gary Colson	New Mexico, California	1986-92	Ted Paulauskas	St. Anselm	1997-99
Forrest Cox	Colorado	1940-44	Richard H. Perry	UC Riverside	1992
Joe Dean Jr.	Birmingham So.	2003-present	Vadal Peterson	Utah	1945-48
Sumner A. Dole	Connecticut	1939-41	Mac Petty	Wabash	1987-92
Ed Douma	Hillsdale	2001-04	Digger Phelps	Noire Dame	1988-91
Bruce Drake	Oklahoma	1947-55	Jerry Pimm	Utah	1979-84
Fran Dunphy	Penn.	2004-06	Lonnie Porter	Regis (Colo.)	2004-present
James Dutcher	Minnesota	1983-86	Clarence Price	California	1952-54
W.H.H. Dye	Washington	1955-59	Skip Prosser	Wake Forest	2004-present
C.S. Edmundson	Washington	1941-45	Jack Ramsay	St. Joseph's	1966-67
George Edwards	Missouri	1942-51	George Raveling	Southern California	1993-96
Fred Enke	Arizona	1957-61	Lonn Reisman	Tarleton St.	2000-03
Wesley E. Fesler	Wesleyan (Conn.)	1944	Polk Robison	Texas Tech	1962-66
Dan Fitzgerald	Gonzaga	1996-97	Paul Rundell	San Fran. St.	1980-81
H.E. Foster	Wisconsin	1958-66	Adolph Rupp	Kentucky	1962-66
Clarence Gaines	Winston-Salem	1992-93	Andy Russo	Florida Tech, Lynn	1997-2000
Jayson Gee	Charleston (W.V.)	2001-03	H.H. Salmon Jr.	Princeton	1939-40
Pete Gillen	Xavier	1993-97	Richard Sauers	Albany (N.Y.)	1983-87
Jack Gray	Texas	1951-52	William Scanlon	Union (N.Y.)	1989-94
Hugh Greer	Connecticut	1963	Norman Shepard	Davidson	1942-47
Jim Gudger	Tex. A&M-Commerce	1976, 78	J. Dallas Shirley	Southern Conference	1984-87
Dick Hack	Medaille	2006-present	Dean Smith	North Carolina	1967-69, 72-73
Richard Harter	Penn.	1972	James W. St. Clair	Southern Methodist	1939-44
Clem Haskins	Minnesota	1992-96	Floyd Stahl	Ohio St.	1956-57, 60-61
E.O. "Doc" Hayes	Southern Methodist	1967-69	Ed Steitz	Springfield	1959-91
R.E. Henderson	Baylor	1953-56	Norm Stewart	Missouri	1985-91
Paul Hinkle	Butler	1954-59	Kenneth Stibler	Biscayne	1978-84
Howard Hobson	Yale	1952-55	Eddie Sutton	Arkansas	1980-85
Ron Holmes	McMurry	1999-2002	H. Jamison Swarts	Penn.	1941-45
Art Hyland	Big East Conference	1998-2003	A.K. Tebell	Virginia	1948-52
Henry Iba	Oklahoma St.	1952-54, 67-69	Bob Thomason	Pacific	2004-present
Clarence Iba	Tulsa	1956-59	John Thompson III	Princeton	2003-04
George Ireland	Loyola (Ill.)	1963-66	Jack Thurnblad	Carleton	1975-80
Calvin Irvin	N.C. A&T	1979	Alvin J. Van Wie	Wooster	1981-86
Brad Jackson	Western Wash.	2004-present	Bob Vanatta	Sunshine State Conference	1994-95
Bill Jones	North Ala.	1985-91	Kevin Vande Streek	Calvin	2003-06
Larry Keating, Jr.	Seton Hall, Kansas	1994-97; 2003-present	M. Edward Wagner	California Collegiate Athletic Association	1976-79
Herb Kenny	Wesleyan (Conn.)	1993-98	Russell Walseth	Colorado	1972-75, 77-78
William Knapton	Beloit	1981-86	Perry Watson	Detroit	2002-05
Jack Kraft	Villanova	1968-69	Stanley Watts	Brigham Young	1954-57
Jerry Krause	Eastern Wash. St.	1976-78, 83-87	Clifford Wells	Tulane	1953-56
Mike Kryzyewski	Duke	1991	Don White	Connecticut	1945
John Kundla	Minnesota	1968-69, 72-74	Phillip Witherspoon	Buffalo	2006-present
Eugene Lambert	Arkansas	1945-49	Vining William	Ouachita Baptist	1977
Dale Lash	Springfield	1942-43	James Williams	Colorado St.	1972-78
Deborra Lazorki	Marietta	1999-2002	Roy Williams	Kansas	1997-2000
Harry Litwack	Temple	1960-65	Floyd Wilson	Harvard	1964-69
Bobby Lutz	Charlotte	2007-present	Richard Wilson	Amherst	1972-75
Edward P. Markey	St. Michael's	1992-95	Willis Wilson	Rice	2001-04
Jack Martin	Lamar	1974-79	Willard A. Witte	Wyoming	1939
Rollie Massimino	UNLV	1993-95	John Wooden	UCLA	1961-64
Arthur McAfee	Morehouse	1975-80	Ned Wulk	Arizona St.	1968-69
Walter "Doc" Meanwell	Wisconsin	1939	Jim Zalacca	New Paltz St., Potsdam St.	1999-2002
Gene Mehaffey	Ohio Wesleyan	1993-98			

# Division I Basketball Firsts

## The First Time...

### Playing rules were published:

January 1892 in the Springfield College school newspaper, *The Triangle*.

### A game was played:

January 20, 1892, at the Training School of the International YMCA College, now known as Springfield College in Massachusetts.

### A game was played in public:

March 11, 1892, at Springfield College. A crowd of 200 saw the students defeat the teachers, 5-1.

### A full schedule of games was played by a college:

1894, when the University of Chicago compiled a 6-1 season record.

### A game between two colleges was played:

February 9, 1895, when the Minnesota School of Agriculture defeated Hamline, 9-3. Nine players were allowed on the court at the same time for both teams.

### A game between two colleges was played with five players on each team:

January 16, 1896, when Chicago defeated Iowa, 15-12, in Iowa City. Iowa's starting lineup was composed of a YMCA team that just happened to be university students.

### A game between two true college teams with five players on a team was played:

1897, when Yale defeated Penn, 32-10.

### A conference season was played:

1901-02 by the East League, known today as the Ivy Group.

### A conference tournament was played:

1921 by the Southern Conference. Kentucky was the winner.

### A consensus all-America team was selected:

1929. Members were Charley Hyatt, Pittsburgh; Joe Schaaf, Penn; Charles Murphy, Purdue; Vern Corbin, California; Thomas Churchill, Oklahoma; and John Thompson, Montana State.

### The National Invitation Tournament was played:

1938, when Temple was the winner.

### A college game was televised:

February 28, 1940, when Pittsburgh defeated Fordham, 50-37, at Madison Square Garden in New York City. In the second game, New York University defeated Georgetown, 50-27.

### The three-point shot was used experimentally in a game:

February 7, 1945, Columbia defeated Fordham, 73-58. The three-point line was set at 21 feet from the basket and Columbia scored 11 "long goals" to Fordham's nine. Also, free-throwers had an option to take their shots from the regular 15-foot distance for one point or from 21 feet for two points. Eight "long fouls" were made during the game.

### The 12-foot free-throw lane was used experimentally in a game:

February 7, 1945, Columbia defeated Fordham, 73-58 in the same game as mentioned above. The free-throw lane was widened from 6 feet to 12 for this game and the rule was adopted 11 years later.

### An Associated Press poll was published:

1949, when St. Louis was ranked No. 1. By the end of the season, Kentucky had taken over the top spot.

### The RPI was released to the public:

February 1, 2006, when the Rating Percentage Index (RPI) appeared on the NCAA Web site.

## NCAA Tournament Firsts

### The first game:

March 17, 1939, when Villanova defeated Brown, 42-30, in Philadelphia.

### The first championship game:

March 27, 1939, when Oregon defeated Ohio State, 46-33, in Evanston, Illinois.

### The first time two teams from the same conference played in the NCAA tournament:

1944, when Iowa State and Missouri, both of the Big Six, played in the Western regional.

### The first time four teams advanced to the final site:

1946 (North Carolina, Ohio State, Oklahoma State and California).

### The first championship game televised:

1946, locally in New York City by WCBS-TV. Oklahoma State defeated North Carolina, 43-40. An estimated 500,000 watched the game on television.

### The first player to dunk:

March 26 1946, when Bob Kurland, the 7-foot center for Oklahoma State, threw down two dunks late in the game to help preserve a 43-40 victory over North Carolina in the championship game.

### The first repeat champion:

Oklahoma State followed its 1945 championship with a title in 1946.

### First NCAA championship team to have an integrated roster of white and black players:

CCNY's 1950 squad is believed to be the first integrated championship team.

### The first time conference champions qualified automatically:

1951.

### The first time a conference tournament champion qualified automatically for the NCAA tournament instead of the regular-season champion:

1952, North Carolina State finished second in the Southern Conference but won the conference post-season tournament.

### The first time there were four regional sites:

1952.

### The first time games were televised regionally:

1952.

### The first time a Final Four was played on Friday and Saturday:

1954.

### The first tournament championship game televised nationally:

1954, for a broadcast rights fee of \$7,500.

### The first time an undefeated team won the NCAA championship:

1956, when San Francisco went 29-0.

### The first time two teams from the same state played in the NCAA title game:

1961, when Cincinnati defeated Ohio State, 70-65, in overtime.

### The first championship team to start five African-Americans:

UTEP in 1966—Harry Flournoy, David Lattin, Bobby Joe Hill, Orsten Artis and Willie Worsley.

### The first time the Final Four was played on Thursday and Saturday:

1969.

### The first time the Final Four was played on Saturday and Monday:

1973.

### The first NCAA title game televised during prime time:

UCLA's win over Memphis in 1973 was televised by NBC.

### The first time television rights totaled more than \$1 million:

1973.

### The first public draw for Final Four tickets:

1973 for the 1974 championship.

### The first time teams other than the conference champion could be chosen at large from the same conference:

1975.

### The first reference to the term "Final Four":

1975 Official Collegiate Basketball Guide, page 5 in national preview-review section written by Ed Chay of the Cleveland Plain Dealer. Chay wrote, "Outspoken Al McGuire of Marquette, whose team was one of the final four in Greensboro, was among several coaches who said it was good for college basketball that UCLA was finally beaten."

### The first time two teams from the same conference played in the Final Four title game:

1976, when Indiana defeated Michigan, 86-68. Both teams were Big Ten members.

### The first time the seeding process was used to align teams in the bracket:

1978.

### The first reference to term "Final Four" is capitalized:

1978 Official Collegiate Basketball Guide (page 7, first line).

### The first time all teams were seeded in the bracket:

1979.

### The first public lottery for Final Four tickets:

1979.

### The first time more than two teams from the same conference were allowed in the NCAA tournament:

1980.

### The first time none of the No. 1 seeds in the NCAA tournament advanced to the Final Four:

1980.

### The first time the Rating Percentage Index (RPI), a computer ranking system, was used as an aid in evaluating teams for at-large selections and seeding:

1981.

### The first time two No. 1 seeds in the NCAA tournament advanced to the Final Four:

1981.

### The first time a Final Four logo was produced that was specific to the site of the championship game:

1981, when the final game was played in Philadelphia and the logo included the Liberty Bell.

### The first live television broadcast of the selection show announcing the NCAA tournament bracket:

1982.

### The first time CBS was awarded the television rights for the NCAA tournament:

1982.

**The first time a men's and women's team from the same school advanced to the Final Four in the same year:**

1983, when both Georgia teams lost in the national semifinals.

**The first time awards were presented to all participating teams in the NCAA championship tournament:**

1984.

**The first time 64 teams participated in the NCAA tournament:**

1985.

**The first time 65 teams participated in the NCAA tournament:**

2001.

**The first time three teams from the same conference advanced to the Final Four:**

1985, when Georgetown, St. John's (New York) and Villanova represented the Big East.

**The first time all 64 NCAA tournament teams were subject to drug testing:**

1987.

**The first time neutral courts were used in all rounds of the NCAA tournament:**

1989.

**The first time all the Nos. 1 and 2 seeds in the NCAA tournament advanced to the Sweet Sixteen:**

1989.

**The first time a bearded coach advanced to the Final Four:**

P.J. Carlesimo of Seton Hall in 1989.

**The first time a minimum facility seating capacity of 12,000 for first and second rounds and regionals was established:**

1993.

**The first time three No. 1 seeds in the NCAA tournament advanced to the Final Four:**

1993.

**The first time two former Final Four most outstanding players returned to the Final Four:**

1995, when North Carolina's Donald Williams (1993) and Arkansas' Corliss Williamson (1994) returned to the Final Four.

**The first NCAA tournament MOP:**

Marv Huffman of Indiana in 1940.

**The first freshman named NCAA tournament MOP:**

Arnie Ferrin of Utah in 1944.

**The first two-time NCAA tournament MOP:**

Bob Kurland of Oklahoma State in 1945 and 1946.

**The first NCAA tournament MOP not to play on the national championship team:**

B.H. Born of Kansas in 1953.

**The first football Heisman Trophy winner to play in the Final Four:**

Terry Baker of Oregon State in 1963.

**The first three-time NCAA tournament MOP:**

Lew Alcindor of UCLA in 1967, 1968 and 1969.

**The first player to play for two teams in the Final Four championship game:**

Bob Bender, with Indiana in 1976 and Duke in 1978.

**The first coach to win the NCAA title in his first year as a head coach:**

Steve Fisher of Michigan in 1989.

**The First Team(s)...****To win 30 games in a season:**

Wyoming went 31-2 in 1943.

**To win a football bowl game and the NCAA tournament title in the same academic year:**

Oklahoma State won the Cotton Bowl and the NCAA championship in 1944-45.

**To be ranked No. 1 in the final regular-season poll and go on to win the NCAA championship:**

Kentucky ended the 1949 regular season ranked No. 1 and proceeded to win its second NCAA title.

**To win the NCAA tournament and the NIT in the same year:**

CCNY won both tournaments in 1950.

**To play for the national championship in both football and basketball in the same academic year:**

Oklahoma lost in both the Orange Bowl and the Final Four title game in 1987-88.

**Representing the same school to be ranked No. 1 in the men's and women's polls:**

Connecticut's men's and women's basketball programs were ranked No. 1 in their respective top-25 polls February 13, 1995.

**The First Coach...****Who also happened to be the inventor of the game:**

Dr. James Naismith invented the game in December 1891 at Springfield College in Massachusetts.

**To lead his team to a finish among the final four teams in the nation in his first season as a head coach:**

Ray Meyer of DePaul in 1943.

**To be recognized as coach of the year:**

Phil Woolpert of San Francisco was named the 1955 coach of the year by United Press International.

**To take two different schools to the NCAA championship game:**

Frank McGuire in 1957 with North Carolina after St. John's (New York) in 1952.

**To win the NCAA championship after playing for an NCAA championship team:**

Bob Knight coached Indiana to the championship in 1976 after playing for the 1960 Ohio State champions.

**To take three different teams to the Final Four:**

Rick Pitino—Providence in 1987, Kentucky in 1993 (first year) and Louisville in 2005.

**To take two different teams to the Final Four:**

Forddy Anderson and Frank McGuire. Anderson—Bradley in 1950 (first year) and Michigan State in 1957; McGuire—St. John's (New York) (first year) in 1952 and North Carolina in 1957.

**To take two different teams to the NCAA tournament:**

Ben Carnevale—North Carolina in 1946 (first year) and Navy in 1947.

**To take three different teams to the NCAA tournament:**

Eddie Hickey—Creighton in 1941 (first year), Saint Louis in 1952 and Marquette in 1959.

**To take four different teams to the NCAA tournament:**

Eddie Sutton—Creighton in 1974 (first year), Arkansas in 1977, Kentucky in 1986 and Oklahoma State in 1991.

**The First Player...****To be named consensus all-American three times:**

John Wooden of Purdue from 1930-32.

**To score 1,000 points in his career:**

Christian Steinmetz of Wisconsin from 1903-05.

**To score 50 points in one game:**

Hank Luisetti of Stanford, who scored 50 in a win over Duquesne, January 1, 1938.

**To popularize the jump shot:**

John Cooper of Missouri in 1932-34 and Hank Luisetti of Stanford in 1936-38.

**To dunk in a game:**

Bob Kurland, the 7-foot center for Oklahoma State, in 1946. His first dunk was disallowed, although his subsequent dunks were allowed.

**African-American to be named to the consensus all-America team:**

Don Barksdale of UCLA in 1947.

**To score 2,000 points in his career:**

Jim Lacy of Loyola (Md.) scored 2,154 points from 1946-49.

**To lead the nation in scoring during the regular season and play for the NCAA championship team in the same year:**

Clyde Lovellette of Kansas in 1952.

**To achieve 2,000 points and 2,000 rebounds in his career:**

Tom Gola of La Salle scored 2,462 points and pulled down 2,201 rebounds from 1952-55.

**To grab 50 rebounds in one game:**

Bill Chambers of William and Mary brought down 51 boards against Virginia on February 14, 1953.

**To grab 700 rebounds in a season:**

Walt Dukes of Seton Hall brought down 734 boards during the 1953 season.

**To score 100 points in a game:**

Frank Selvy of Furman scored 100 points in a 149-95 victory over Newberry on February 13, 1954, in Greenville, South Carolina.

**To score 1,000 points in a single season:**

Frank Selvy of Furman scored 1,209 during the 1954 season.

**To average 40 points a game for a season:**

Frank Selvy of Furman averaged 41.7 points a game during the 1954 season.

**To average 30 points a game for a career:**

Frank Selvy of Furman averaged 32.5 points a game from 1952-54.

**To average more than 20 points and 20 rebounds per game during his career:**

Bill Russell of San Francisco from 1954-56. He averaged 20.7 points and 20.3 rebounds.

**Recognized as the player of the year:**

Tom Gola of La Salle was named the 1955 player of the year by United Press International.

**To score 3,000 points in his career:**

Pete Maravich of LSU scored 3,667 points from 1968-70.

**To average 40 points a game for a career:**

Pete Maravich of LSU averaged 44.2 points a game from 1968-70.

**To lead the nation in scoring and rebounding in the same season:**

Xavier McDaniel of Wichita State in 1985.

**To make 400 three-point field goals in his career:**

Doug Day of Radford hit 401 three-pointers from 1990-93.







## **Conferences**

<b>2006 Division I Conference Standings</b> .....	<b>256</b>
<b>Division I Conference Champions Season By Season</b> .....	<b>258</b>
<b>Division I Conference Alignment History</b> .....	<b>271</b>
<b>Division I Alignment History</b> .....	<b>274</b>
<b>2006 Division II Conference Standings</b> .....	<b>276</b>
<b>2006 Division III Conference Standings</b> .....	<b>277</b>



# 2006 Division I Conference Standings

## AMERICA EAST CONFERENCE

	Conference			Full Season		
	W	L	Pct.	W	L	Pct.
Albany (N.Y.) #.....	13	3	.813	21	11	.656
Binghamton.....	12	4	.750	16	13	.552
Hartford.....	9	7	.563	13	15	.464
Boston U.....	9	7	.563	12	16	.429
New Hampshire.....	8	8	.500	12	17	.414
Vermont.....	7	9	.438	13	17	.433
Maine.....	7	9	.438	12	16	.429
UMBC.....	5	11	.313	10	19	.345
Stony Brook.....	2	14	.125	4	24	.143

## ATLANTIC COAST CONFERENCE

	Conference			Full Season		
	W	L	Pct.	W	L	Pct.
Duke #.....	14	2	.875	32	4	.889
North Carolina.....	12	4	.750	23	8	.742
Boston College.....	11	5	.688	28	8	.778
North Carolina St.....	10	6	.625	22	10	.688
Florida St.....	9	7	.563	20	10	.667
Maryland.....	8	8	.500	19	13	.594
Clemson.....	7	9	.438	19	13	.594
Miami (Fla.).....	7	9	.438	18	16	.529
Virginia.....	7	9	.438	15	15	.500
Virginia Tech.....	4	12	.250	14	16	.467
Georgia Tech.....	4	12	.250	11	17	.393
Wake Forest.....	3	13	.188	17	17	.500

## ATLANTIC SUN CONFERENCE

	Conference			Full Season		
	W	L	Pct.	W	L	Pct.
Lipscomb.....	15	5	.750	21	11	.656
Belmont #.....	15	5	.750	20	11	.645
Fla. Atlantic.....	14	6	.700	15	13	.536
Gardner-Webb.....	13	7	.650	17	12	.586
East Tenn. St.....	12	8	.600	15	13	.536
Stetson.....	11	9	.550	14	18	.438
Kennesaw St. ^.....	10	10	.500	12	17	.414
Campbell.....	9	11	.450	10	18	.357
Mercer.....	7	13	.350	9	19	.321
North Fla. ^.....	3	17	.150	6	22	.214
Jacksonville.....	1	19	.050	1	26	.037

^Not full-fledged Division I

## ATLANTIC 10 CONFERENCE

	Conference			Full Season		
	W	L	Pct.	W	L	Pct.
George Washington..	16	0	1.000	27	3	.900
Charlotte.....	11	5	.688	19	13	.594
La Salle.....	10	6	.625	18	10	.643
St. Louis.....	10	6	.625	16	13	.552
St. Joseph's.....	9	7	.563	19	14	.576
Fordham.....	9	7	.563	16	16	.500
Xavier #.....	8	8	.500	21	11	.656
Temple.....	8	8	.500	17	15	.531
Rhode Island.....	8	8	.500	14	14	.500
Massachusetts.....	8	8	.500	13	15	.464
Dayton.....	6	10	.375	14	17	.452
Richmond.....	6	10	.375	13	17	.433
St. Bonaventure.....	2	14	.125	8	19	.296
Duquesne.....	1	15	.063	3	24	.111

## BIG EAST CONFERENCE

	Conference			Full Season		
	W	L	Pct.	W	L	Pct.
Connecticut.....	14	2	.875	30	4	.882
Villanova.....	14	2	.875	28	5	.848
West Virginia.....	11	5	.688	22	11	.667
Pittsburgh.....	10	6	.625	25	8	.758
Georgetown.....	10	6	.625	23	10	.697
Marquette.....	10	6	.625	20	11	.645
Seton Hall.....	9	7	.563	18	12	.600
Cincinnati.....	8	8	.500	21	13	.618
Syracuse #.....	7	9	.438	23	12	.657
Rutgers.....	7	9	.438	19	14	.576
Louisville.....	6	10	.375	21	13	.618
Notre Dame.....	6	10	.375	16	14	.533
DePaul.....	5	11	.313	12	15	.444
Providence.....	5	11	.313	12	15	.444
St. John's (N.Y.).....	5	11	.313	12	15	.444
South Fla.....	1	15	.063	7	22	.241

## BIG SKY CONFERENCE

	Conference			Full Season		
	W	L	Pct.	W	L	Pct.
Northern Ariz.....	12	2	.857	21	11	.656
Montana #.....	10	4	.714	24	7	.774
Eastern Wash.....	9	5	.643	15	15	.500
Montana St.....	7	7	.500	15	15	.500
Sacramento St.....	5	9	.357	15	15	.500
Portland St.....	5	9	.357	12	16	.429
Idaho St.....	4	10	.286	13	14	.481
Weber St.....	4	10	.286	10	17	.370

## BIG SOUTH CONFERENCE

	Conference			Full Season		
	W	L	Pct.	W	L	Pct.
Winthrop #.....	13	3	.813	23	8	.742
Birmingham-So.....	12	4	.750	19	9	.679
Coastal Caro.....	12	4	.750	20	10	.667
Radford.....	9	7	.563	16	13	.552
High Point.....	8	8	.500	16	13	.552
Charleston So.....	7	9	.438	13	16	.448
UNC Asheville.....	6	10	.375	9	19	.321
Liberty.....	3	13	.188	7	23	.233
VMI.....	2	14	.125	7	20	.259

## BIG TEN CONFERENCE

	Conference			Full Season		
	W	L	Pct.	W	L	Pct.
Ohio St.....	12	4	.750	26	6	.813
Illinois.....	11	5	.688	26	7	.788
Iowa #.....	11	5	.688	25	9	.735
Indiana.....	9	7	.563	19	12	.613
Wisconsin.....	9	7	.563	19	12	.613
Michigan.....	8	8	.500	22	11	.667
Michigan St.....	8	8	.500	22	12	.647
Penn St.....	6	10	.375	15	15	.500
Northwestern.....	6	10	.375	14	15	.483
Minnesota.....	5	11	.313	16	15	.516
Purdue.....	3	13	.188	9	19	.321

## BIG 12 CONFERENCE

	Conference			Full Season		
	W	L	Pct.	W	L	Pct.
Texas.....	13	3	.813	30	7	.811
Kansas #.....	13	3	.813	25	8	.758
Oklahoma.....	11	5	.688	20	9	.690
Texas A&M.....	10	6	.625	22	9	.710
Colorado.....	9	7	.563	20	10	.667
Nebraska.....	7	9	.438	19	14	.576
Kansas St.....	6	10	.375	15	13	.536
Iowa St.....	6	10	.375	16	14	.533
Oklahoma St.....	6	10	.375	17	16	.515
Texas Tech.....	6	10	.375	15	17	.469
Missouri.....	5	11	.313	12	16	.429
Baylor.....	4	12	.250	4	13	.235

## BIG WEST CONFERENCE

	Conference			Full Season		
	W	L	Pct.	W	L	Pct.
Pacific #.....	12	2	.857	24	8	.750
UC Irvine.....	10	4	.714	16	13	.552
Long Beach St.....	9	5	.643	18	12	.600
Cal Poly.....	7	7	.500	10	19	.345
UC Santa Barb.....	6	8	.429	15	14	.517
Cal St. Fullerton.....	5	9	.357	16	13	.552
Cal St. Northridge.....	4	10	.286	11	17	.393
UC Riverside.....	3	11	.214	5	23	.179

## COLONIAL ATHLETIC ASSOCIATION

	Conference			Full Season		
	W	L	Pct.	W	L	Pct.
George Mason.....	15	3	.833	27	8	.771
UNC Wilmington #.....	15	3	.833	25	8	.758
Hofstra.....	14	4	.778	26	7	.788
Old Dominion.....	13	5	.722	24	10	.706
Northeastern.....	12	6	.667	19	11	.633
VCU.....	11	7	.611	19	10	.655
Drexel.....	8	10	.444	15	16	.484
Towson.....	8	10	.444	12	16	.429
Delaware.....	4	14	.222	9	21	.300
William & Mary.....	3	15	.167	8	20	.286
Georgia St.....	3	15	.167	7	22	.241
James Madison.....	2	16	.111	5	23	.179

## CONFERENCE USA

	Conference			Full Season		
	W	L	Pct.	W	L	Pct.
Memphis #.....	13	1	.929	33	4	.892
UAB.....	12	2	.857	24	7	.774
UTEP.....	11	3	.786	21	10	.677
Houston.....	9	5	.643	21	10	.677
UCF.....	7	7	.500	14	15	.483
Rice.....	6	8	.429	12	16	.429
Tulane.....	6	8	.429	12	17	.414
Tulsa.....	6	8	.429	11	17	.393
Marshall.....	5	9	.357	12	16	.429
SMU.....	4	10	.286	13	16	.448
Southern Miss.....	3	11	.214	10	21	.323
East Caro.....	2	12	.143	8	20	.286

## HORIZON LEAGUE

	Conference			Full Season		
	W	L	Pct.	W	L	Pct.
Wis.-Milwaukee #.....	12	4	.750	22	9	.710
Butler.....	11	5	.688	20	13	.606
Loyola (Ill.).....	8	8	.500	19	11	.633
Ill.-Chicago.....	8	8	.500	16	15	.516
Detroit.....	8	8	.500	16	16	.500
Wis.-Green Bay.....	8	8	.500	15	16	.484
Wright St.....	8	8	.500	13	15	.464
Cleveland St.....	5	11	.313	10	18	.357
Youngtown St.....	4	12	.250	7	21	.250

## IVY GROUP

	Conference			Full Season		
	W	L	Pct.	W	L	Pct.
Penn.....	12	2	.857	20	9	.690
Princeton.....	10	4	.714	12	15	.444
Cornell.....	8	6	.571	13	15	.464
Yale.....	7	7	.500	15	14	.517
Brown.....	6	8	.429	10	17	.370
Harvard.....	5	9	.357	13	14	

	Conference			Full Season		
	W	L	Pct.	W	L	Pct.
UMKC.....	11	5	.688	14	14	.500
Valparaiso.....	8	8	.500	17	12	.586
Chicago St.....	8	8	.500	11	19	.367
Southern Utah.....	8	8	.500	10	20	.333
Oakland.....	6	10	.375	11	18	.379
Western Ill.....	3	13	.188	7	21	.250
Centenary (La.).....	2	14	.125	4	23	.148

**MID-EASTERN ATHLETIC CONFERENCE**

	Conference			Full Season		
	W	L	Pct.	W	L	Pct.
Delaware St.....	16	2	.889	21	14	.600
Coppin St.....	12	6	.667	12	18	.400
Bethune-Cookman.....	11	7	.611	15	15	.500
South Carolina St.....	11	7	.611	14	16	.467
Hampton #.....	10	8	.556	16	16	.500
Florida A&M.....	10	8	.556	14	17	.452
Norfolk St.....	10	8	.556	13	18	.419
N.C. A&T.....	6	12	.333	6	23	.207
Howard.....	5	13	.278	7	22	.241
Md.-East. Shore.....	4	14	.222	7	22	.241
Morgan St.....	4	14	.222	4	26	.133

**MISSOURI VALLEY CONFERENCE**

	Conference			Full Season		
	W	L	Pct.	W	L	Pct.
Wichita St.....	14	4	.778	26	9	.743
Missouri St.....	12	6	.667	22	9	.710
Creighton.....	12	6	.667	20	10	.667
Southern Ill. #.....	12	6	.667	22	11	.667
UNI.....	11	7	.611	23	10	.697
Bradley.....	11	7	.611	22	11	.667
Drake.....	5	13	.278	12	19	.387
Evansville.....	5	13	.278	10	19	.345
Indiana St.....	4	14	.222	13	16	.448
Illinois St.....	4	14	.222	9	19	.321

**MOUNTAIN WEST CONFERENCE**

	Conference			Full Season		
	W	L	Pct.	W	L	Pct.
San Diego St. #.....	13	3	.813	24	9	.727
Air Force.....	12	4	.750	24	7	.774
Brigham Young.....	12	4	.750	20	9	.690
UNLV.....	10	6	.625	17	13	.567
New Mexico.....	8	8	.500	17	13	.567
Utah.....	6	10	.375	14	15	.483
Wyoming.....	5	11	.313	14	18	.438
Colorado St.....	4	12	.250	16	15	.516
TCU.....	2	14	.125	6	25	.194

**NORTHEAST CONFERENCE**

	Conference			Full Season		
	W	L	Pct.	W	L	Pct.
Fairleigh Dickinson.....	14	4	.778	20	12	.625
Central Conn. St.....	13	5	.722	18	11	.621
Monmouth #.....	12	6	.667	19	15	.559
Mt. St. Mary's.....	11	7	.611	13	17	.433
Robert Morris.....	10	8	.556	15	14	.517
Long Island.....	9	9	.500	12	16	.429
Sacred Heart.....	8	10	.444	11	17	.393
Quinnipiac.....	7	11	.389	12	16	.429
St. Francis (N.Y.).....	7	11	.389	10	17	.370
Wagner.....	6	12	.333	13	14	.481
St. Francis (Pa.).....	2	16	.111	4	24	.143

**OHIO VALLEY CONFERENCE**

	Conference			Full Season		
	W	L	Pct.	W	L	Pct.
Murray St. #.....	17	3	.850	24	7	.774
Samford.....	14	6	.700	20	11	.645
Tennessee Tech.....	13	7	.650	19	12	.613
Jacksonville St.....	12	8	.600	16	13	.552
Austin Peay.....	11	9	.550	17	14	.548
Eastern Ky.....	11	9	.550	14	16	.467
Tennessee St.....	11	9	.550	13	15	.464
Tenn.-Martin.....	9	11	.450	13	15	.464
Eastern Ill.....	5	15	.250	6	21	.222
Southeast Mo. St.....	4	16	.200	7	20	.259
Morehead St.....	3	17	.150	4	23	.148

**PACIFIC-10 CONFERENCE**

	Conference			Full Season		
	W	L	Pct.	W	L	Pct.
UCLA #.....	14	4	.778	32	7	.821
Washington.....	13	5	.722	26	7	.788
California.....	12	6	.667	20	11	.645
Arizona.....	11	7	.611	20	13	.606
Stanford.....	11	7	.611	16	14	.533
Southern California.....	8	10	.444	17	13	.567
Oregon.....	7	11	.389	15	18	.455
Oregon St.....	5	13	.278	13	18	.419
Arizona St.....	5	13	.278	11	17	.393
Washington St.....	4	14	.222	11	17	.393

**PATRIOT LEAGUE**

	Conference			Full Season		
	W	L	Pct.	W	L	Pct.
Bucknell #.....	14	0	1.000	27	5	.844
Holy Cross.....	11	3	.786	20	12	.625
Lehigh.....	11	3	.786	19	12	.613
American.....	7	7	.500	12	17	.414
Lafayette.....	5	9	.357	11	17	.393
Colgate.....	4	10	.286	10	19	.345
Navy.....	3	11	.214	10	18	.357
Army.....	1	13	.071	5	22	.185

**SOUTHEASTERN CONFERENCE**

	Conference			Full Season		
	W	L	Pct.	W	L	Pct.
<b>Eastern Division</b>						
Tennessee.....	12	4	.750	22	8	.733
Florida #.....	10	6	.625	33	6	.846
Kentucky.....	9	7	.563	22	13	.629
Vanderbilt.....	7	9	.438	17	13	.567
South Carolina.....	6	10	.375	23	15	.605
Georgia.....	5	11	.313	15	15	.500
<b>Western Division</b>						
LSU.....	14	2	.875	27	9	.750
Arkansas.....	10	6	.625	22	10	.688
Alabama.....	10	6	.625	18	13	.581
Mississippi St.....	5	11	.313	15	15	.500
Mississippi.....	4	12	.250	14	16	.467
Auburn.....	4	12	.250	12	16	.429

**SOUTHERN CONFERENCE**

	Conference			Full Season		
	W	L	Pct.	W	L	Pct.
<b>North Division</b>						
Elon.....	10	4	.714	15	14	.517
Chattanooga.....	8	6	.571	19	13	.594
Western Caro.....	7	7	.500	13	17	.433
Appalachian St.....	6	8	.429	14	16	.467
UNC Greensboro.....	4	10	.286	12	19	.387
<b>South Division</b>						
Ga. Southern.....	11	4	.733	20	10	.667
Davidson #.....	10	5	.667	20	11	.645
Col. of Charleston.....	9	6	.600	17	11	.607
Furman.....	8	7	.533	15	13	.536
Wofford.....	6	9	.400	11	18	.379
Citadel.....	1	14	.067	10	21	.323

**SOUTHLAND CONFERENCE**

	Conference			Full Season		
	W	L	Pct.	W	L	Pct.
Northwestern St. #.....	15	1	.938	26	8	.765
Sam Houston St.....	11	5	.688	22	9	.710
Southeastern La.....	10	6	.625	16	12	.571
Stephen F. Austin.....	9	7	.563	17	12	.586
Lamar.....	9	7	.563	17	14	.548
McNeese St.....	9	7	.563	14	14	.500
Texas-Arlington.....	7	9	.438	14	16	.467
UTSA.....	6	10	.375	11	17	.393
La.-Monroe.....	6	10	.375	10	18	.357
Nicholls St.....	5	11	.313	9	18	.333
Texas St.....	1	15	.063	3	24	.111

**SOUTHWESTERN ATHLETIC CONFERENCE**

	Conference			Full Season		
	W	L	Pct.	W	L	Pct.
Southern U. #.....	15	3	.833	19	13	.594
Grambling.....	11	7	.611	14	13	.519
Alabama A&M.....	11	7	.611	13	13	.500
Jackson St.....	10	8	.556	15	17	.469
Alabama St.....	10	8	.556	12	18	.400
Mississippi Val.....	9	9	.500	9	19	.321
Ark.-Pine Bluff.....	8	10	.444	13	16	.448
Alcorn St.....	8	10	.444	8	20	.286
Texas Southern.....	6	12	.333	8	22	.267
Prairie View.....	2	16	.111	5	24	.172

**SUN BELT CONFERENCE**

	Conference			Full Season		
	W	L	Pct.	W	L	Pct.
<b>East Division</b>						
Western Ky.....	12	2	.857	23	8	.742
Middle Tenn.....	8	6	.571	16	12	.571
Arkansas St.....	7	7	.500	12	18	.400
Ark.-Little Rock.....	5	9	.357	14	15	.483
Florida Int'l.....	4	10	.286	8	20	.286
<b>West Division</b>						
South Ala. #.....	12	3	.800	24	7	.774
Denver.....	7	8	.467	16	15	.516
La.-Lafayette.....	7	8	.467	13	16	.448
North Texas.....	6	9	.400	14	14	.500
Troy.....	6	9	.400	14	15	.483
New Orleans.....	6	9	.400	10	19	.345

**WEST COAST CONFERENCE**

	Conference			Full Season		
	W	L	Pct.	W	L	Pct.
Gonzaga #.....	14	0	1.000	29	4	.879
St. Mary's (Cal.).....	8	6	.571	17	12	.586
Loyola Marymount.....	8	6	.571	12	18	.400
San Francisco.....	7	7	.500	11	17	.393
San Diego.....	6	8	.429	18	12	.600
Santa Clara.....	5	9	.357	13	16	.448
Portland.....	5	9	.357	11	18	.379
Pepperdine.....	3	11	.214	7	20	.259

**WESTERN ATHLETIC CONFERENCE**

	Conference			Full Season		
	W	L	Pct.	W	L	Pct.
Nevada #.....	13	3	.813	27	6	.818
Ut						

# Division I Conference Champions Season By Season

Regular-season and conference tournament champions; No. refers to the number of teams in the conference or tournament.

## AMERICA EAST CONFERENCE

Season	No.	Regular Season
1980	10	Boston U./Northeastern
1981	9	Northeastern
1982	9	Northeastern
1983	9	Boston U./New Hampshire
1984	8	Northeastern
1985	9	Northeastern/Canisius
1986	10	Northeastern
1987	10	Northeastern
1988	10	Siena
1989	10	Siena
1990	7	Northeastern
1991	6	Northeastern
1992	8	Delaware
1993	8	Drexel/Northeastern
1994	8	Drexel
1995	9	Drexel
1996	10	Drexel
1997	10	Boston U.
1998	10	Delaware/Boston U.
1999	10	Delaware/Drexel
2000	10	Hofstra
2001	10	Hofstra
2002	9	Boston U./Vermont
2003	9	Boston U.
2004	10	Boston U.
2005	10	Vermont
2006	9	Albany (N.Y.)

Season	No.	Conference Tournament
1980	8	Holy Cross
1981	6	Northeastern
1982	6	Northeastern
1983	9	Boston U.
1984	8	Northeastern
1985	9	Northeastern
1986	10	Northeastern
1987	10	Northeastern
1988	10	Boston U.
1989	10	Siena
1990	7	Boston U.
1991	6	Northeastern
1992	8	Delaware
1993	8	Delaware
1994	8	Drexel
1995	9	Drexel
1996	10	Drexel
1997	10	Boston U.
1998	10	Delaware
1999	10	Delaware
2000	10	Hofstra
2001	10	Hofstra
2002	8	Boston U.
2003	8	Vermont
2004	10	Vermont
2005	10	Vermont
2006	9	Albany (N.Y.)

## AMERICAN SOUTH CONFERENCE

Season	No.	Regular Season
1988	6	Louisiana Tech/New Orleans
1989	6	New Orleans
1990	6	Louisiana Tech/New Orleans
1991	7	New Orleans/Arkansas St.

Season	No.	Conference Tournament
1988	6	Louisiana Tech
1989	6	Louisiana Tech
1990	6	New Orleans
1991	7	Louisiana Tech

## AMERICAN WEST CONFERENCE

Season	No.	Regular Season
1995	4	Southern Utah
1996	4	Cal Poly

Season	No.	Conference Tournament
1995	4	Southern Utah
1996	4	Southern Utah

## ATLANTIC COAST CONFERENCE

Season	No.	Regular Season
1954	8	Duke
1955	8	North Carolina St.
1956	8	North Carolina St./North Carolina
1957	8	North Carolina
1958	8	Duke
1959	8	North Carolina St./North Carolina
1960	8	North Carolina
1961	8	North Carolina
1962	8	Wake Forest
1963	8	Duke
1964	8	Duke
1965	8	Duke
1966	8	Duke
1967	8	North Carolina
1968	8	North Carolina
1969	8	North Carolina
1970	8	South Carolina
1971	8	North Carolina
1972	7	North Carolina
1973	7	North Carolina St.
1974	7	North Carolina St.
1975	7	Maryland
1976	7	North Carolina
1977	7	North Carolina
1978	7	North Carolina
1979	7	Duke/North Carolina
1980	8	Maryland
1981	8	Virginia
1982	8	North Carolina/Virginia
1983	8	North Carolina/Virginia
1984	8	North Carolina
1985	8	Georgia Tech/North Carolina/ North Carolina St.
1986	8	Duke
1987	8	North Carolina
1988	8	North Carolina
1989	8	North Carolina St.
1990	8	Clemson
1991	8	Duke
1992	9	Duke
1993	9	North Carolina
1994	9	Duke
1995	9	Maryland/North Carolina/ Virginia/Wake Forest
1996	9	Georgia Tech
1997	9	Duke
1998	9	Duke
1999	9	Duke
2000	9	Duke
2001	9	Duke/North Carolina
2002	9	Maryland
2003	9	Wake Forest
2004	9	Duke
2005	11	North Carolina
2006	12	Duke

Season	No.	Conference Tournament
1954	8	North Carolina St.
1955	8	North Carolina St.
1956	8	North Carolina St.
1957	8	North Carolina
1958	8	Maryland
1959	8	North Carolina St.
1960	8	Duke
1961	7	Wake Forest
1962	8	Wake Forest
1963	8	Duke
1964	8	Duke
1965	8	North Carolina St.
1966	8	Duke
1967	8	North Carolina
1968	8	North Carolina
1969	8	North Carolina
1970	8	North Carolina St.
1971	8	South Carolina
1972	7	North Carolina
1973	7	North Carolina St.
1974	7	North Carolina St.
1975	7	North Carolina
1976	7	Virginia
1977	7	North Carolina
1978	7	Duke
1979	7	North Carolina
1980	8	Duke
1981	8	North Carolina

Season	No.	Conference Tournament
1982	8	North Carolina
1983	8	North Carolina St.
1984	8	Maryland
1985	8	Georgia Tech
1986	8	Duke
1987	8	North Carolina St.
1988	8	Duke
1989	8	North Carolina
1990	8	Georgia Tech
1991	7	North Carolina
1992	9	Duke
1993	9	Georgia Tech
1994	9	North Carolina
1995	9	Wake Forest
1996	9	Wake Forest
1997	9	North Carolina
1998	9	North Carolina
1999	9	Duke
2000	9	Duke
2001	9	Duke
2002	9	Duke
2003	9	Duke
2004	9	Maryland
2005	11	Duke
2006	12	Duke

## ATLANTIC SUN CONFERENCE

Season	No.	Regular Season
1979	8	La.-Monroe
1980	7	La.-Monroe
1981	9	Houston Baptist
1982	9	Ark.-Little Rock
1983	8	Ark.-Little Rock
1984	8	Houston Baptist
1985	8	Ga. Southern
1986	8	Ark.-Little Rock
1987	10	Ark.-Little Rock
1988	10	Ark.-Little Rock/Ga. Southern
1989	10	Ga. Southern
1990	9	Centenary (La.)
1991	8	Texas-San Antonio
1992	8	Ga. Southern
1993	7	Florida Int'l
1994	10	Col. of Charleston
1995	11	Col. of Charleston
1996	12	Col. of Charleston (East)/Samford (West)/Southeastern La. (West)
1997	12	Col. of Charleston (East)/ Samford (West)
1998	12	Col. of Charleston (East)/ Georgia St. (West)
1999	11	Samford
2000	10	Georgia St./Troy
2001	10	Georgia
2002	11	Georgia St./Troy
2003	12	Belmont (North)/Mercer (South)/Troy (South)
2004	11	Troy
2005	11	UCF/Gardner-Webb
2006	11	Lipscomb/Belmont

Season	No.	Conference Tournament
1979	6	La.-Monroe
1980	7	Centenary (La.)
1981	9	Mercer
1982	7	La.-Monroe
1983	8	Ga. Southern
1984	8	Houston Baptist
1985	8	Mercer
1986	8	Ark.-Little Rock
1987	8	Ga. Southern
1988	8	Texas-San Antonio
1989	8	Ark.-Little Rock
1990	8	Ark.-Little Rock
1991	8	Georgia St.
1992	8	Ga. Southern
1993	8	DNP
1994	8	UCF
1995	8	Florida Int'l
1996	8	UCF
1997	8	Col. of Charleston
1998	8	Col. of Charleston
1999	8	Samford
2000	10	Samford
2001	10	Georgia St.



Season	No.	Conference Tournament
2002	8	Fla. Atlantic
2003	8	Troy
2004	8	UCF
2005	8	UCF
2006	8	Belmont

**ATLANTIC 10 CONFERENCE**

Season	No.	Regular Season
1977	8	Rutgers (Eastern)/West Virginia (Western)/Penn St. (Western)
1978	8	Rutgers/Villanova
1979	8	Villanova
1980	8	Villanova/Duquesne/Rutgers
1981	8	Rhode Island/Duquesne
1982	8	West Virginia
1983	10	Rutgers (Eastern)/St. Bonaventure (Western)/West Virginia (Western)
1984	10	Temple
1985	10	West Virginia
1986	10	St. Joseph's
1987	10	Temple
1988	10	Temple
1989	10	West Virginia
1990	10	Temple
1991	10	Rutgers
1992	9	Massachusetts
1993	8	Massachusetts
1994	9	Massachusetts
1995	9	Massachusetts
1996	12	Massachusetts (East)/George Washington (West)/Virginia Tech (West)
1997	12	St. Joseph's (East)/Xavier (West)
1998	12	Temple (East)/Xavier (West)/George Washington (West)/Dayton (West)
1999	12	Temple (East)/George Washington (West)
2000	12	Temple (East)/Dayton (West)
2001	11	St. Joseph's
2002	12	Temple (East)/St. Joseph's (East)/Xavier (West)
2003	12	St. Joseph's (East)/Xavier (West)
2004	12	St. Joseph's (East)/Dayton (West)
2005	12	St. Joseph's (East)/George Washington (West)
2006	14	George Washington

Season	No.	Conference Tournament
1977	8	Duquesne
1978	8	Villanova
1979	8	Rutgers
1980	8	Villanova
1981	8	Pittsburgh
1982	8	Pittsburgh
1983	10	West Virginia
1984	10	West Virginia
1985	10	Temple
1986	10	St. Joseph's
1987	10	Temple
1988	10	Temple
1989	10	Rutgers
1990	10	Temple
1991	10	Penn St.
1992	9	Massachusetts
1993	8	Massachusetts
1994	9	Massachusetts
1995	9	Massachusetts
1996	12	Massachusetts
1997	12	St. Joseph's
1998	12	Xavier
1999	12	Rhode Island
2000	12	Temple
2001	11	Temple
2002	12	Xavier
2003	11	Dayton
2004	12	Xavier
2005	12	George Washington
2006	12	Xavier

**BIG EAST CONFERENCE**

Season	No.	Regular Season
1980	7	Syracuse/Georgetown/St. John's (N.Y.)
1981	8	Boston College
1982	8	Villanova
1983	9	Boston College/Villanova/St. John's (N.Y.)
1984	9	Georgetown

Season	No.	Regular Season
1985	9	St. John's (N.Y.)
1986	9	St. John's (N.Y.)/Syracuse
1987	9	Syracuse/Georgetown/Pittsburgh
1988	9	Pittsburgh
1989	9	Georgetown
1990	9	Connecticut/Syracuse
1991	9	Syracuse
1992	10	Seton Hall/Georgetown/St. John's (N.Y.)
1993	10	Seton Hall
1994	10	Connecticut
1995	10	Connecticut
1996	13	Georgetown (Big East 7)/Connecticut (Big East 6)
1997	13	Georgetown (Big East 7)/Villanova (Big East 6)/Boston College (Big East 6)
1998	13	Syracuse (Big East 7)/Connecticut (Big East 6)
1999	13	Connecticut
2000	13	Syracuse/Miami (Fla.)
2001	14	Boston College (East)/Notre Dame (West)
2002	14	Connecticut (East)/Pittsburgh (West)
2003	14	Boston College (East)/Connecticut (East)/Pittsburgh (West)/Syracuse (West)
2004	14	Pittsburgh
2005	12	Boston College/Connecticut
2006	16	Connecticut/Villanova

Season	No.	Conference Tournament
1980	7	Georgetown
1981	8	Syracuse
1982	8	Georgetown
1983	9	St. John's (N.Y.)
1984	9	Georgetown
1985	9	Georgetown
1986	9	St. John's (N.Y.)
1987	9	Georgetown
1988	9	Syracuse
1989	9	Georgetown
1990	9	Connecticut
1991	9	Seton Hall
1992	10	Syracuse
1993	10	Seton Hall
1994	10	Providence
1995	10	Villanova
1996	13	Connecticut
1997	13	Boston College
1998	13	Connecticut
1999	13	Connecticut
2000	13	St. John's (N.Y.)
2001	12	Boston College
2002	12	Connecticut
2003	12	Pittsburgh
2004	12	Connecticut
2005	11	Syracuse
2006	12	Syracuse

**BIG EIGHT CONFERENCE**

(Note: The Big Eight and Missouri Valley conferences share the same history from 1908-28.)

Season	No.	Regular Season
1908	6	Kansas
1909	6	Kansas
1910	6	Kansas
1911	5	Kansas
1912	6	Nebraska/Kansas
1913	6	Nebraska
1914	7	Kansas/Nebraska
1915	7	Kansas
1916	7	Nebraska
1917	7	Kansas St.
1918	7	Missouri
1919	8	Kansas St.
1920	8	Missouri
1921	9	Missouri
1922	9	Missouri/Kansas
1923	9	Kansas
1924	9	Kansas
1925	9	Kansas
1926	10	Kansas
1927	10	Kansas
1928	10	Oklahoma
1929	6	Oklahoma
1930	6	Missouri
1931	6	Kansas
1932	6	Kansas
1933	6	Kansas

Season	No.	Regular Season
1934	6	Kansas
1935	6	Iowa St.
1936	6	Kansas
1937	6	Kansas/Nebraska
1938	6	Kansas
1939	6	Missouri/Oklahoma
1940	6	Kansas/Missouri/Oklahoma
1941	6	Iowa St./Kansas
1942	6	Kansas/Oklahoma
1943	6	Kansas
1944	6	Iowa St./Oklahoma
1945	6	Iowa St.
1946	6	Kansas
1947	6	Oklahoma
1948	7	Kansas St.
1949	7	Nebraska/Oklahoma
1950	7	Kansas/Kansas St./Nebraska
1951	7	Kansas St.
1952	7	Kansas
1953	7	Kansas
1954	7	Kansas/Colorado
1955	7	Colorado
1956	7	Kansas St.
1957	7	Kansas
1958	7	Kansas St.
1959	8	Kansas St.
1960	8	Kansas/Kansas St.
1961	8	Kansas St.
1962	8	Colorado
1963	8	Colorado/Kansas St.
1964	8	Kansas St.
1965	8	Oklahoma St.
1966	8	Kansas
1967	8	Kansas
1968	8	Kansas St.
1969	8	Colorado
1970	8	Kansas St.
1971	8	Kansas
1972	8	Kansas St.
1973	8	Kansas St.
1974	8	Kansas
1975	8	Kansas
1976	8	Missouri
1977	8	Kansas St.
1978	8	Kansas
1979	8	Oklahoma
1980	8	Missouri
1981	8	Missouri
1982	8	Missouri
1983	8	Missouri
1984	8	Oklahoma
1985	8	Oklahoma
1986	8	Kansas
1987	8	Missouri
1988	8	Oklahoma
1989	8	Oklahoma
1990	8	Missouri
1991	8	Oklahoma St./Kansas
1992	8	Kansas
1993	8	Kansas
1994	8	Missouri
1995	8	Kansas
1996	8	Kansas

Season	No.	Conference Tournament
1977	8	Kansas St.
1978	8	Missouri
1979	8	Oklahoma
1980	8	Kansas St.
1981	8	Kansas
1982	8	Missouri
1983	8	Oklahoma St.
1984	8	Kansas
1985	8	Oklahoma
1986	8	Kansas
1987	8	Missouri
1988	8	Oklahoma
1989	8	Missouri
1990	8	Oklahoma
1991	8	Missouri
1992	8	Kansas
1993	8	Missouri
1994	8	Nebraska
1995	8	Oklahoma St.
1996	8	Iowa St.

**BIG SKY CONFERENCE**

Season	No.	Regular Season
1964	6	Montana St.
1965	6	Weber St.
1966	6	Weber St./Gonzaga

Season	No.	Regular Season
1967	6	Gonzaga/Montana St.
1968	6	Weber St.
1969	6	Weber St.
1970	6	Weber St.
1971	6	Weber St.
1972	8	Weber St.
1973	8	Weber St.
1974	8	Idaho St./Montana
1975	8	Montana
1976	8	Boise St./Weber St./Idaho St.
1977	8	Idaho St.
1978	8	Montana
1979	8	Weber St.
1980	8	Weber St.
1981	8	Idaho
1982	8	Idaho
1983	8	Weber St./Nevada
1984	8	Weber St.
1985	8	Nevada
1986	8	Northern Ariz./Montana
1987	8	Montana St.
1988	9	Boise St.
1989	9	Boise St./Idaho
1990	9	Idaho
1991	9	Montana
1992	9	Montana
1993	8	Idaho
1994	8	Weber St./Idaho St.
1995	8	Montana/Weber St.
1996	8	Montana St.
1997	9	Northern Ariz.
1998	9	Northern Ariz.
1999	9	Weber St.
2000	9	Montana/Eastern Wash.
2001	9	Cal St. Northridge
2002	8	Montana St.
2003	8	Weber St.
2004	8	Eastern Wash.
2005	8	Portland St.
2006	8	Northern Ariz.

Season	No.	Conference Tournament
1976	8	Boise St.
1977	8	Idaho St.
1978	8	Weber St.
1979	8	Weber St.
1980	8	Weber St.
1981	8	Idaho
1982	8	Idaho
1983	8	Weber St.
1984	8	Nevada
1985	8	Nevada
1986	7	Montana St.
1987	8	Idaho St.
1988	9	Boise St.
1989	9	Idaho
1990	9	Idaho
1991	9	Montana
1992	6	Montana
1993	6	Boise St.
1994	6	Boise St.
1995	6	Weber St.
1996	6	Montana St.
1997	6	Montana
1998	6	Northern Ariz.
1999	6	Weber St.
2000	6	Northern Ariz.
2001	6	Cal St. Northridge
2002	6	Montana
2003	6	Weber St.
2004	6	Eastern Wash.
2005	6	Montana
2006	6	Montana

### BIG SOUTH CONFERENCE

Season	No.	Regular Season
1986	8	Charleston So.
1987	8	Charleston So.
1988	7	Coastal Caro.
1989	7	Coastal Caro.
1990	7	Coastal Caro.
1991	8	Coastal Caro.
1992	8	Radford
1993	9	Towson
1994	10	Towson
1995	9	UNC Greensboro
1996	9	UNC Greensboro
1997	8	Liberty/UNC Asheville
1998	7	UNC Asheville
1999	6	Winthrop

Season	No.	Regular Season
2000	8	Radford
2001	8	Radford
2002	8	Winthrop/UNC Asheville
2003	8	Winthrop
2004	9	Birmingham So./Liberty
2005	9	Winthrop
2006	9	Winthrop

Season	No.	Conference Tournament
1986	8	Charleston So.
1987	8	Charleston So.
1988	7	Winthrop
1989	7	UNC Asheville
1990	7	Coastal Caro.
1991	8	Coastal Caro.
1992	8	Campbell
1993	9	Coastal Caro.
1994	8	Liberty
1995	8	Charleston So.
1996	8	UNC Greensboro
1997	8	Charleston So.
1998	7	Radford
1999	6	Winthrop
2000	6	Winthrop
2001	6	Winthrop
2002	8	Winthrop
2003	8	UNC Asheville
2004	8	Liberty
2005	8	Winthrop
2006	8	Winthrop

### BIG TEN CONFERENCE

Season	No.	Regular Season
1906	6	Minnesota
1907	5	Chicago/Minnesota/Wisconsin
1908	5	Chicago/Wisconsin
1909	8	Chicago
1910	8	Chicago
1911	8	Purdue/Minnesota
1912	8	Purdue/Wisconsin
1913	9	Wisconsin
1914	9	Wisconsin
1915	9	Illinois
1916	9	Wisconsin
1917	9	Minnesota/Illinois
1918	10	Wisconsin
1919	10	Minnesota
1920	10	Chicago
1921	10	Michigan/Wisconsin/Purdue
1922	10	Purdue
1923	10	Iowa/Wisconsin
1924	10	Wisconsin/Illinois/Chicago
1925	10	Ohio St.
1926	10	Purdue/Indiana/Michigan/Iowa
1927	10	Michigan
1928	10	Indiana/Purdue
1929	10	Wisconsin/Michigan
1930	10	Purdue
1931	10	Northwestern
1932	10	Purdue
1933	10	Northwestern/Ohio St.
1934	10	Purdue
1935	10	Purdue/Illinois/Wisconsin
1936	10	Indiana/Purdue
1937	10	Minnesota/Illinois
1938	10	Purdue
1939	10	Ohio St.
1940	10	Purdue
1941	10	Wisconsin
1942	10	Illinois
1943	10	Illinois
1944	10	Ohio St.
1945	10	Iowa
1946	10	Ohio St.
1947	9	Wisconsin
1948	9	Michigan
1949	9	Illinois
1950	9	Ohio St.
1951	10	Illinois
1952	10	Illinois
1953	10	Indiana
1954	10	Indiana
1955	10	Iowa
1956	10	Iowa
1957	10	Indiana/Michigan St.
1958	10	Indiana
1959	10	Michigan St.
1960	10	Ohio St.
1961	10	Ohio St.
1962	10	Ohio St.

Season	No.	Regular Season
1963	10	Ohio St./Illinois
1964	10	Michigan/Ohio St.
1965	10	Michigan
1966	10	Michigan
1967	10	Indiana/Michigan St.
1968	10	Ohio St./Iowa
1969	10	Purdue
1970	10	Iowa
1971	10	Ohio St.
1972	10	Minnesota
1973	10	Indiana
1974	10	Indiana/Michigan
1975	10	Indiana
1976	10	Indiana
1977	10	Michigan
1978	10	Michigan St.
1979	10	Michigan St./Purdue/Iowa
1980	10	Indiana
1981	10	Indiana
1982	10	Minnesota
1983	10	Indiana
1984	10	Illinois/Purdue
1985	10	Michigan
1986	10	Michigan
1987	10	Indiana/Purdue
1988	10	Purdue
1989	10	Indiana
1990	10	Michigan St.
1991	10	Ohio St./Indiana
1992	10	Ohio St.
1993	11	Indiana
1994	11	Purdue
1995	11	Purdue
1996	11	Purdue
1997	11	Minnesota
1998	11	Michigan St./Illinois
1999	11	Michigan St.
2000	11	Michigan St./Ohio St.
2001	11	Michigan St./Illinois
2002	11	Illinois/Ohio St./Indiana/Wisconsin
2003	11	Wisconsin
2004	11	Illinois
2005	11	Illinois
2006	11	Ohio St.

Season	No.	Conference Tournament
1998	11	Michigan
1999	11	Michigan St.
2000	11	Michigan St.
2001	11	Iowa
2002	11	Ohio St.
2003	11	Illinois
2004	11	Wisconsin
2005	11	Illinois
2006	11	Iowa

### BIG 12 CONFERENCE

Season	No.	Regular Season
1997	12	Kansas
1998	12	Kansas
1999	12	Texas
2000	12	Iowa St.
2001	12	Iowa St.
2002	12	Kansas
2003	12	Kansas
2004	12	Oklahoma St.
2005	12	Oklahoma/Kansas
2006	12	Texas/Kansas

Season	No.	Conference Tournament
1997	12	Kansas
1998	12	Kansas
1999	12	Kansas
2000	12	Iowa St.
2001	12	Oklahoma
2002	12	Oklahoma
2003	12	Oklahoma
2004	11	Oklahoma St.
2005	12	Oklahoma St.
2006	12	Kansas

### BIG WEST CONFERENCE

Season	No.	Regular Season
1970	6	Long Beach St.
1971	6	Long Beach St.
1972	7	Long Beach St.
1973	7	Long Beach St.
1974	7	Long Beach St.
1975	6	Long Beach St.
1976	6	Long Beach St./Cal St. Fullerton

Season	No.	Regular Season
1977	7	Long Beach St./San Diego St.
1978	8	Fresno St./San Diego St.
1979	8	Pacific
1980	8	Utah St.
1981	8	Fresno St.
1982	8	Fresno St.
1983	9	UNLV
1984	10	UNLV
1985	10	UNLV
1986	10	UNLV
1987	10	UNLV
1988	10	UNLV
1989	10	UNLV
1990	10	UNLV
1991	10	UNLV
1992	10	UNLV
1993	10	New Mexico St.
1994	10	New Mexico St.
1995	10	Utah St.
1996	10	Long Beach St.
1997	12	Nevada (Eastern)/New Mexico St. (Eastern)/Utah St. (Eastern)/Pacific (Western)
1998	12	Utah St. (Eastern)/Pacific (Western)
1999	12	Boise St. (Eastern)/New Mexico St. (Eastern)/UC Santa Barb. (Western)
2000	12	Utah St. (Eastern)/Long Beach St. (Western)
2001	9	UC Irvine
2002	10	Utah St./UC Irvine
2003	10	UC Santa Barb.
2004	10	Utah St./Pacific
2005	10	Pacific
2006	8	Pacific

Season	No.	Conference Tournament
1976	4	San Diego St.
1977	7	Long Beach St.
1978	7	Cal St. Fullerton
1979	8	Pacific
1980	7	San Jose St.
1981	7	Fresno St.
1982	7	Fresno St.
1983	8	UNLV
1984	8	Fresno St.
1985	8	UNLV
1986	8	UNLV
1987	8	UNLV
1988	10	Utah St.
1989	10	UNLV
1990	10	UNLV
1991	8	UNLV
1992	8	New Mexico St.
1993	8	Long Beach St.
1994	10	New Mexico St.
1995	10	Long Beach St.
1996	6	San Jose St.
1997	8	Pacific
1998	8	Utah St.
1999	8	New Mexico St.
2000	8	Utah St.
2001	8	Utah St.
2002	8	UC Santa Barb.
2003	8	Utah St.
2004	8	Pacific
2005	8	Utah St.
2006	8	Pacific

**BORDER CONFERENCE**

Season	No.	Regular Season
1932	5	Arizona
1933	6	Texas Tech
1934	6	Texas Tech
1935	6	Texas Tech
1936	7	Arizona
1937	7	New Mexico St.
1938	7	New Mexico St.
1939	7	New Mexico St.
1940	7	New Mexico St.
1941		DNP
1942	9	West Tex. A&M
1943	8	West Tex. A&M
1944	4	Northern Ariz.
1945	9	New Mexico
1946	9	Arizona
1947	9	Arizona
1948	9	Arizona
1949	9	Arizona
1950	9	Arizona

Season	No.	Regular Season
1951	9	Arizona
1952	8	New Mexico St./West Tex. A&M
1953	8	Arizona/Hardin-Simmons
1954	7	Texas Tech
1955	7	Texas Tech/West Tex. A&M
1956	7	Texas Tech
1957	6	UTEP
1958	6	Arizona St.
1959	6	Arizona St./New Mexico St./UTEP
1960	6	New Mexico St.
1961	6	Arizona St./New Mexico St.
1962	5	Arizona St.

**COLONIAL ATHLETIC ASSOCIATION**

Season	No.	Regular Season
1983	6	William & Mary
1984	6	Richmond
1985	8	Navy/Richmond
1986	8	Navy
1987	8	Navy
1988	8	Richmond
1989	8	Richmond
1990	8	James Madison
1991	8	James Madison
1992	8	Richmond/James Madison
1993	8	James Madison/Old Dominion
1994	8	James Madison/Old Dominion
1995	8	Old Dominion
1996	9	VCU
1997	9	Old Dominion/UNC Wilmington
1998	9	William & Mary/UNC Wilmington
1999	9	George Mason
2000	9	James Madison/George Mason
2001	9	Richmond
2002	10	UNC Wilmington
2003	10	UNC Wilmington
2004	10	VCU
2005	10	Old Dominion
2006	12	George Mason/UNC Wilmington

Season	No.	Conference Tournament
1983	6	James Madison
1984	6	Richmond
1985	8	Navy
1986	8	Navy
1987	8	Navy
1988	8	Richmond
1989	8	George Mason
1990	8	Richmond
1991	8	Richmond
1992	8	Old Dominion
1993	8	East Caro.
1994	8	James Madison
1995	8	Old Dominion
1996	9	VCU
1997	9	Old Dominion
1998	9	Richmond
1999	9	George Mason
2000	9	UNC Wilmington
2001	6	George Mason
2002	10	UNC Wilmington
2003	10	UNC Wilmington
2004	10	VCU
2005	10	Old Dominion
2006	12	UNC Wilmington

**CONFERENCE USA**

Season	No.	Regular Season
1996	11	Tulane (Red)/Memphis (White)/Cincinnati (Blue)
1997	12	Tulane (Red)/Memphis (White)/Charlotte (White)/Cincinnati (Blue)
1998	12	Cincinnati (American)/Memphis (National)
1999	12	Cincinnati (American)/UAB (National)
2000	12	Cincinnati (American)/Tulane (National)/South Fla. (National)
2001	12	Cincinnati (American)/Southern Miss. (National)
2002	14	Cincinnati (American)/Memphis (National)
2003	14	Marquette (American)/Memphis (National)
2004	14	DePaul/Memphis/Cincinnati/UAB/Charlotte

Season	No.	Regular Season
2005	14	Louisville
2006	12	Memphis

Season	No.	Conference Tournament
1996	11	Cincinnati
1997	12	Marquette
1998	12	Cincinnati
1999	12	Charlotte
2000	12	St. Louis
2001	12	Charlotte
2002	12	Cincinnati
2003	12	Louisville
2004	12	Cincinnati
2005	12	Louisville
2006	12	Memphis

**EAST COAST CONFERENCE**

Season	No.	Regular Season
1959	10	St. Joseph's
1960	10	St. Joseph's
1961	10	St. Joseph's
1962	10	St. Joseph's
1963	9	St. Joseph's
1964	8	Temple
1965	8	St. Joseph's
1966	10	St. Joseph's
1967	12	Temple
1968	11	La Salle
1969	12	Temple
1970	12	St. Joseph's (East)/Rider (West)/Lehigh (West)/Lafayette (West)
1971	13	St. Joseph's (East)/Lafayette (West)
1972	13	Temple (East)/Rider (West)
1973	13	St. Joseph's (East)/Lafayette (West)
1974	13	St. Joseph's (East)/La Salle (East)/Rider (West)
1975	12	American (East)/La Salle (East)/Lafayette (West)
1976	12	St. Joseph's (East)/Lafayette (West)
1977	12	Temple (East)/Hofstra (East)/Lafayette (West)
1978	12	La Salle (East)/Lafayette (West)
1979	12	Temple (East)/Bucknell (West)
1980	12	St. Joseph's (East)/Lafayette (West)
1981	12	American (East)/Lafayette (West)/Rider (West)
1982	12	Temple (East)/West Chester (West)
1983	10	American (East)/La Salle (East)/Hofstra (East)/Rider (West)
1984	9	Bucknell
1985	8	Bucknell
1986	8	Drexel
1987	8	Bucknell
1988	8	Lafayette
1989	8	Bucknell
1990	8	Towson/Hofstra/Lehigh
1991	7	Towson
1992	7	Hofstra
1993		DNP
1994	6	Troy

Season	No.	Conference Tournament
1975	12	La Salle
1976	12	Hofstra
1977	12	Hofstra
1978	12	La Salle
1979	12	Temple
1980	12	La Salle
1981	12	St. Joseph's
1982	12	St. Joseph's
1983	10	La Salle
1984	9	Rider
1985	8	Lehigh
1986	8	Drexel
1987	8	Bucknell
1988	8	Lehigh
1989	8	Bucknell
1990	8	Towson
1991	7	Towson
1992	7	Towson
1993		DNP
1994	6	Hofstra

**EASTERN INTERCOLLEGIATE CONFERENCE**

Season	No.	Regular Season
1933	5	Pittsburgh
1934	6	Pittsburgh
1935	5	Pittsburgh/West Virginia
1936	6	Carnegie Mellon/Pittsburgh
1937	6	Pittsburgh/ Temple
1938	6	Temple
1939	6	Carnegie Mellon/Georgetown

**GREAT MIDWEST CONFERENCE**

Season	No.	Regular Season
1992	6	DePaul/Cincinnati
1993	6	Cincinnati
1994	7	Marquette
1995	7	Memphis

Season	No.	Conference Tournament
1992	6	Cincinnati
1993	6	Cincinnati
1994	7	Cincinnati
1995	7	Cincinnati

**GULF STAR CONFERENCE**

Season	No.	Regular Season
1985	6	Southeastern La.
1986	6	Sam Houston St.
1987	6	Stephen F. Austin

**HORIZON LEAGUE**

Season	No.	Regular Season
1980	6	Loyola (Ill.)
1981	7	Xavier
1982	7	Evansville
1983	8	Loyola (Ill.)
1984	8	Oral Roberts
1985	8	Loyola (Ill.)
1986	7	Xavier
1987	7	Evansville/Loyola (Ill.)
1988	6	Xavier
1989	7	Evansville
1990	8	Xavier
1991	8	Xavier
1992	6	Evansville
1993	8	Evansville/Xavier
1994	6	Xavier
1995	11	Xavier
1996	9	Wis.-Green Bay
1997	9	Butler
1998	8	Detroit/Ill.-Chicago
1999	8	Detroit
2000	8	Butler
2001	8	Butler
2002	9	Butler
2003	9	Butler
2004	9	Wis.-Milwaukee
2005	9	Wis.-Milwaukee
2006	9	Wis.-Milwaukee

Season	No.	Conference Tournament
1980	6	Oral Roberts
1981	7	Oklahoma City
1982	7	Evansville
1983	8	Xavier
1984	8	Oral Roberts
1985	8	Loyola (Ill.)
1986	7	Xavier
1987	7	Xavier
1988	6	Xavier
1989	7	Evansville
1990	8	Dayton
1991	8	Xavier
1992	6	Evansville
1993	8	Evansville
1994	6	Detroit
1995	10	Wis.-Green Bay
1996	8	Northern Ill.
1997	9	Butler
1998	8	Butler
1999	8	Detroit
2000	8	Butler
2001	8	Butler
2002	9	Ill.-Chicago
2003	9	Wis.-Milwaukee
2004	9	Ill.-Chicago
2005	9	Wis.-Milwaukee
2006	9	Wis.-Milwaukee

**IVY GROUP**

Season	No.	Regular Season
1902	5	Yale
1903	5	Yale
1904	6	Columbia
1905	5	Columbia
1906	6	Penn
1907	6	Yale
1908	5	Penn
1909-10		DNP
1911	5	Columbia
1912	6	Columbia
1913	5	Cornell
1914	6	Cornell/Columbia
1915	6	Yale
1916	6	Penn
1917	6	Yale
1918	6	Penn
1919	5	Penn
1920	6	Penn
1921	6	Penn
1922	6	Princeton
1923	6	Yale
1924	6	Cornell
1925	6	Princeton
1926	6	Columbia
1927	6	Dartmouth
1928	6	Penn
1929	6	Penn
1930	6	Columbia
1931	6	Columbia
1932	6	Princeton
1933	6	Yale
1934	7	Penn
1935	7	Penn
1936	7	Columbia
1937	7	Penn
1938	7	Dartmouth
1939	7	Dartmouth
1940	7	Dartmouth
1941	7	Dartmouth
1942	7	Dartmouth
1943	7	Dartmouth
1944	5	Dartmouth
1945	4	Penn
1946	5	Dartmouth
1947	7	Columbia
1948	7	Columbia
1949	7	Yale
1950	7	Princeton
1951	7	Columbia
1952	7	Princeton
1953	7	Penn
1954	8	Cornell
1955	8	Princeton
1956	8	Dartmouth
1957	8	Yale
1958	8	Dartmouth
1959	8	Dartmouth
1960	8	Princeton
1961	8	Princeton
1962	8	Yale
1963	8	Princeton
1964	8	Princeton
1965	8	Princeton
1966	8	Penn
1967	8	Princeton
1968	8	Columbia
1969	8	Princeton
1970	8	Penn
1971	8	Penn
1972	8	Penn
1973	8	Penn
1974	8	Penn
1975	8	Penn
1976	8	Princeton
1977	8	Princeton
1978	8	Penn
1979	8	Penn
1980	8	Penn
1981	8	Princeton
1982	8	Penn
1983	8	Princeton
1984	8	Princeton
1985	8	Penn
1986	8	Brown
1987	8	Penn
1988	8	Cornell
1989	8	Princeton
1990	8	Princeton

Season	No.	Regular Season
1991	8	Princeton
1992	8	Princeton
1993	8	Penn
1994	8	Penn
1995	8	Penn
1996	8	Princeton
1997	8	Princeton
1998	8	Princeton
1999	8	Penn
2000	8	Penn
2001	8	Princeton
2002	8	Penn/Yale/Princeton
2003	8	Penn
2004	8	Princeton
2005	8	Penn
2006	8	Penn

**METRO ATLANTIC ATHLETIC CONFERENCE**

Season	No.	Regular Season
1982	6	St. Peter's
1983	6	Iona
1984	8	La Salle/St. Peter's/Iona
1985	8	Iona
1986	8	Fairfield
1987	8	St. Peter's
1988	8	La Salle
1989	8	La Salle
1990	12	Holy Cross (North)/La Salle (South)
1991	9	Siena
1992	9	Manhattan
1993	8	Manhattan
1994	8	Canisius
1995	8	Manhattan
1996	8	Fairfield/Iona
1997	8	Iona
1998	10	Iona
1999	10	Niagara/Siena
2000	10	Siena
2001	10	Iona/Siena/Niagara
2002	10	Marist/Rider
2003	10	Manhattan
2004	10	Manhattan
2005	10	Niagara/Rider
2006	10	Manhattan

Season	No.	Conference Tournament
1982	6	Fordham
1983	6	Fordham
1984	8	Iona
1985	8	Iona
1986	8	Fairfield
1987	8	Fairfield
1988	8	La Salle
1989	8	La Salle
1990	12	La Salle
1991	9	St. Peter's
1992	9	La Salle
1993	8	Manhattan
1994	8	Loyola (Md.)
1995	8	St. Peter's
1996	8	Canisius
1997	8	Fairfield
1998	10	Iona
1999	10	Siena
2000	10	Iona
2001	10	Iona
2002	10	Siena
2003	10	Manhattan
2004	10	Manhattan
2005	10	Niagara
2006	10	Iona

**METROPOLITAN COLLEGIATE ATHLETIC CONFERENCE**

Season	No.	Regular Season
1976	6	Tulane
1977	7	Louisville
1978	7	Florida St.
1979	7	Louisville
1980	7	Louisville
1981	7	Louisville
1982	7	Memphis
1983	7	Louisville
1984	8	Memphis/Louisville
1985	8	Memphis
1986	7	Louisville
1987	7	Louisville



Season	No.	Regular Season
1988	7	Louisville
1989	7	Florida St.
1990	8	Louisville
1991	8	Southern Miss.
1992	7	Tulane
1993	7	Louisville
1994	7	Louisville
1995	7	Charlotte

Season	No.	Conference Tournament
1976	6	Cincinnati
1977	7	Cincinnati
1978	7	Louisville
1979	7	Virginia Tech
1980	7	Louisville
1981	7	Louisville
1982	7	Memphis
1983	7	Louisville
1984	8	Memphis
1985	8	Memphis
1986	7	Louisville
1987	7	Memphis
1988	7	Louisville
1989	5	Louisville
1990	8	Louisville
1991	8	Florida St.
1992	7	Charlotte
1993	7	Louisville
1994	7	Louisville
1995	7	Louisville

**METROPOLITAN NEW YORK CONFERENCE**

Season	No.	Regular Season
1943	8	St. John's (N.Y.)
1944-45		DNP
1946	7	New York U./St. John's (N.Y.)
1947	7	St. John's (N.Y.)
1948	7	New York U.
1949	7	Manhattan/St. John's (N.Y.)
1950	7	CCNY
1951	7	St. John's (N.Y.)
1952	7	St. John's (N.Y.)
1953	7	Manhattan
1954	7	St. Francis (N.Y.)
1955	7	Manhattan
1956	7	St. Francis (N.Y.)
1957	7	New York U.
1958	7	St. John's (N.Y.)
1959	7	Manhattan
1960	7	New York U.
1961	7	St. John's (N.Y.)
1962	7	St. John's (N.Y.)
1963	7	Fordham

**MID-AMERICAN CONFERENCE**

Season	No.	Regular Season
1947	5	Butler/Cincinnati
1948	6	Cincinnati
1949	6	Cincinnati
1950	6	Cincinnati
1951	5	Cincinnati
1952	7	Miami (Ohio)/Western Mich.
1953	7	Miami (Ohio)
1954	8	Toledo
1955	8	Miami (Ohio)
1956	7	Marshall
1957	7	Miami (Ohio)
1958	7	Miami (Ohio)
1959	7	Bowling Green
1960	7	Ohio
1961	7	Ohio
1962	7	Bowling Green
1963	7	Bowling Green
1964	7	Ohio
1965	7	Ohio
1966	7	Miami (Ohio)
1967	7	Toledo
1968	7	Bowling Green
1969	7	Miami (Ohio)
1970	6	Ohio
1971	6	Miami (Ohio)
1972	6	Ohio
1973	7	Miami (Ohio)
1974	7	Ohio
1975	8	Central Mich.
1976	10	Western Mich.
1977	10	Central Mich.
1978	10	Miami (Ohio)
1979	10	Toledo

Season	No.	Regular Season
1980	10	Toledo
1981	10	Ball St./Northern Ill./Toledo/Western Mich./Bowling Green
1982	10	Ball St.
1983	10	Bowling Green
1984	10	Miami (Ohio)
1985	10	Ohio
1986	10	Miami (Ohio)
1987	9	Central Mich.
1988	9	Eastern Mich.
1989	9	Ball St.
1990	9	Ball St.
1991	9	Eastern Mich.
1992	8	Miami (Ohio)
1993	10	Ball St./Miami (Ohio)
1994	10	Ohio
1995	10	Miami (Ohio)
1996	10	Eastern Mich.
1997	10	Bowling Green/Miami (Ohio)
1998	12	Akron (East)/Ball St. (West)/Miami (Ohio)(East)/Toledo (West)
1999	13	Miami (Ohio)(East)/Toledo (West)
2000	13	Bowling Green (East)/Ball St. (West)/Toledo (West)

Season	No.	Conference Tournament
2001	13	Kent St. (East)/Central Mich. (West)
2002	13	Kent St. (East)/Ball St. (West)
2003	13	Kent St. (East)/Central Mich. (West)
2004	13	Kent St. (East)/Western Mich. (West)
2005	13	Miami (Ohio) (East)/Toledo (West)/Western Mich. (West)
2006	12	Kent St. (East)/Northern Ill. (West)

Season	No.	Conference Tournament
1980	7	Toledo
1981	7	Ball St.
1982	7	Northern Ill.
1983	7	Ohio
1984	7	Miami (Ohio)
1985	7	Ohio
1986	7	Ball St.
1987	7	Central Mich.
1988	7	Eastern Mich.
1989	8	Ball St.
1990	8	Ball St.
1991	8	Eastern Mich.
1992	8	Miami (Ohio)
1993	10	Ball St.
1994	8	Ohio
1995	8	Ball St.
1996	8	Eastern Mich.
1997	8	Miami (Ohio)
1998	8	Eastern Mich.
1999	8	Kent St.
2000	13	Ball St.
2001	13	Kent St.
2002	13	Kent St.
2003	13	Central Mich.
2004	13	Western Mich.
2005	13	Ohio
2006	12	Kent St.

Season	No.	Regular Season
1983	8	Western Ill.
1984	8	Ill.-Chicago
1985	8	Cleveland St.
1986	8	Cleveland St.
1987	8	Missouri St.
1988	8	Missouri St.
1989	8	Missouri St.
1990	7	Missouri St.
1991	9	Northern Ill.
1992	9	Wis.-Green Bay
1993	9	Cleveland St.
1994	10	Wis.-Green Bay
1995	10	Valparaiso
1996	10	Valparaiso
1997	8	Valparaiso
1998	9	Valparaiso
1999	8	Valparaiso
2000	9	Oakland
2001	9	Southern Utah/Valparaiso
2002	8	Valparaiso
2003	8	Valparaiso
2004	9	Valparaiso
2005	9	Oral Roberts
2006	9	IUPUI/Oral Roberts

**MID-CONTINENT CONFERENCE**

Season	No.	Conference Tournament
1972	7	N.C. A&T
1973	7	N.C. A&T
1974	7	Md.-East. Shore
1975	7	N.C. A&T
1976	7	N.C. A&T
1977	7	Morgan St.
1978	7	N.C. A&T
1979	7	N.C. A&T
1980	7	Howard
1981	6	Howard
1982	7	N.C. A&T
1983	7	N.C. A&T
1984	6	N.C. A&T
1985	6	N.C. A&T
1986	6	N.C. A&T
1987	7	N.C. A&T
1988	7	N.C. A&T
1989	8	South Carolina St.
1990	8	Coppin St.
1991	9	Florida A&M
1992	9	Howard
1993	9	Coppin St.
1994	9	N.C. A&T
1995	9	N.C. A&T
1996	8	South Carolina St.
1997	9	Coppin St.

Season	No.	Conference Tournament
1984	8	Western Ill.
1985	8	Eastern Ill.
1986	8	Cleveland St.
1987	8	Missouri St.
1988		DNP
1989	7	Missouri St.
1990	7	UNI
1991	8	Wis.-Green Bay
1992	8	Eastern Ill.
1993	8	Wright St.
1994	8	Wis.-Green Bay
1995	6	Valparaiso
1996	8	Valparaiso
1997	8	Valparaiso
1998	7	Valparaiso
1999	7	Valparaiso
2000	7	Valparaiso
2001	8	Southern Utah
2002	8	Valparaiso
2003	8	IUPUI
2004	8	Valparaiso
2005	8	Oakland
2006	8	Oral Roberts

Season	No.	Regular Season
1972	7	N.C. A&T
1973	7	Md.-East. Shore
1974	7	Md.-East. Shore/Morgan St.
1975	7	N.C. A&T
1976	7	N.C. A&T/Morgan St.
1977	7	South Carolina St.
1978	7	N.C. A&T
1979	7	N.C. A&T
1980	7	Howard
1981	6	N.C. A&T
1982	7	N.C. A&T
1983	7	Howard
1984	6	N.C. A&T
1985	7	N.C. A&T
1986	8	N.C. A&T
1987	8	Howard
1988	9	N.C. A&T
1989	9	South Carolina St.
1990	9	Coppin St.
1991	9	Coppin St.
1992	9	N.C. A&T/Howard
1993	9	Coppin St.
1994	9	Coppin St.
1995	9	Coppin St.
1996	10	Coppin St./South Carolina St.
1997	10	Coppin St.
1998	11	Coppin St.
1999	11	Coppin St./South Carolina St.
2000	11	South Carolina St.
2001	11	Hampton/South Carolina St.
2002	11	Hampton
2003	11	South Carolina St.
2004	11	South Carolina St./Coppin St.
2005	11	Delaware St.
2006	11	Delaware St.

**MID-EASTERN ATHLETIC CONFERENCE**

Season	No.	Conference Tournament
1972	7	N.C. A&T
1973	7	N.C. A&T
1974	7	Md.-East. Shore
1975	7	N.C. A&T
1976	7	N.C. A&T
1977	7	South Carolina St.
1978	7	N.C. A&T
1979	7	N.C. A&T
1980	7	Howard
1981	6	N.C. A&T
1982	7	N.C. A&T
1983	7	Howard
1984	6	N.C. A&T
1985	7	N.C. A&T
1986	8	N.C. A&T
1987	8	Howard
1988	9	N.C. A&T
1989	9	South Carolina St.
1990	9	Coppin St.
1991	9	Coppin St.
1992	9	N.C. A&T/Howard
1993	9	Coppin St.
1994	9	Coppin St.
1995	9	Coppin St.
1996	10	Coppin St./South Carolina St.
1997	10	Coppin St.
1998	11	Coppin St.
1999	11	Coppin St./South Carolina St.
2000	11	South Carolina St.
2001	11	Hampton/South Carolina St.
2002	11	Hampton
2003	11	South Carolina St.
2004	11	South Carolina St./Coppin St.
2005	11	Delaware St.
2006	11	Delaware St.

Season	No.	Regular Season
1972	7	N.C. A&T
1973	7	N.C. A&T
1974	7	Md.-East. Shore
1975	7	N.C. A&T
1976	7	N.C. A&T
1977	7	Morgan St.
1978	7	N.C. A&T
1979	7	N.C. A&T
1980	7	Howard
1981	6	Howard
1982	7	N.C. A&T
1983	7	N.C. A&T
1984	6	N.C. A&T
1985	6	N.C. A&T
1986	6	N.C. A&T
1987	7	N.C. A&T
1988	7	N.C. A&T
1989	8	South Carolina St.
1990	8	Coppin St.
1991	9	Florida A&M
1992	9	Howard
1993	9	Coppin St.
1994	9	N.C. A&T
1995	9	N.C. A&T
1996	8	South Carolina St.
1997	9	Coppin St.

Season	No.	Conference Tournament
1998	9	South Carolina St.
1999	10	Florida A&M
2000	11	South Carolina St.
2001	11	Hampton
2002	11	Hampton
2003	11	South Carolina St.
2004	11	Florida A&M
2005	11	Delaware St.
2006	11	Hampton

**MISSOURI VALLEY CONFERENCE**

(Note: The Big Eight and Missouri Valley conferences share the same history from 1908-28.)

Season	No.	Regular Season
1908	6	Kansas
1909	6	Kansas
1910	6	Kansas
1911	5	Kansas
1912	6	Nebraska/Kansas
1913	6	Nebraska
1914	7	Kansas/Nebraska
1915	7	Kansas
1916	7	Nebraska
1917	7	Kansas St.
1918	7	Missouri
1919	8	Kansas St.
1920	8	Missouri
1921	9	Missouri
1922	9	Missouri/Kansas
1923	9	Kansas
1924	9	Kansas
1925	9	Kansas
1926	10	Kansas
1927	10	Kansas
1928	10	Oklahoma
1929	5	Washington-St. Louis
1930	5	Creighton/Washington-St. Louis
1931	5	Creighton/Oklahoma St.
1932	5	Creighton
1933	6	Butler
1934	6	Butler
1935	7	Creighton/Drake
1936	7	Creighton/Oklahoma St./Drake
1937	7	Oklahoma St.
1938	7	Oklahoma St.
1939	8	Oklahoma St./Drake
1940	7	Oklahoma St.
1941	7	Creighton
1942	6	Oklahoma St./Creighton
1943	6	Creighton
1944	4	Oklahoma St.
1945	5	Oklahoma St.
1946	7	Oklahoma St.
1947	7	St. Louis
1948	6	Oklahoma St.
1949	6	Oklahoma St.
1950	7	Bradley
1951	8	Oklahoma St.
1952	6	St. Louis
1953	6	Oklahoma St.
1954	6	Oklahoma St.
1955	6	Tulsa/St. Louis
1956	7	Houston
1957	8	St. Louis
1958	8	Cincinnati
1959	8	Cincinnati
1960	8	Cincinnati
1961	7	Cincinnati
1962	7	Bradley/Cincinnati
1963	7	Cincinnati
1964	7	Drake/Wichita St.
1965	8	Wichita St.
1966	8	Cincinnati
1967	8	Louisville
1968	9	Louisville
1969	9	Drake/Louisville
1970	9	Drake
1971	8	Drake/Louisville/St. Louis
1972	8	Memphis/Louisville
1973	10	Memphis
1974	9	Louisville
1975	8	Louisville
1976	7	Wichita St.
1977	7	Southern Ill./New Mexico St.
1978	9	Creighton
1979	9	Indiana St.
1980	9	Bradley
1981	9	Wichita St.
1982	10	Bradley

Season	No.	Regular Season
1983	10	Wichita St.
1984	9	Tulsa/Illinois St.
1985	9	Tulsa
1986	9	Bradley
1987	8	Tulsa
1988	8	Bradley
1989	8	Creighton
1990	8	Southern Ill.
1991	9	Creighton
1992	10	Southern Ill./Illinois St.
1993	10	Illinois St.
1994	10	Southern Ill./Tulsa
1995	11	Tulsa
1996	11	Bradley
1997	10	Illinois St.
1998	10	Illinois St.
1999	10	Evansville
2000	10	Indiana St.
2001	10	Creighton
2002	10	Southern Ill./Creighton
2003	10	Southern Ill.
2004	10	Southern Ill.
2005	10	Southern Ill.
2006	10	Wichita St.

Season	No.	Conference Tournament
1977	8	Southern Ill.
1978	9	Creighton
1979	8	Indiana St.
1980	8	Bradley
1981	8	Creighton
1982	8	Tulsa
1983	8	Illinois St.
1984	8	Tulsa
1985	8	Wichita St.
1986	8	Tulsa
1987	7	Wichita St.
1988	8	Bradley
1989	8	Creighton
1990	8	Illinois St.
1991	9	Creighton
1992	8	Missouri St.
1993	8	Southern Ill.
1994	8	Southern Ill.
1995	8	Southern Ill.
1996	8	Tulsa
1997	10	Illinois St.
1998	10	Illinois St.
1999	10	Creighton
2000	10	Creighton
2001	10	Indiana St.
2002	10	Creighton
2003	10	Creighton
2004	10	UNI
2005	10	Creighton
2006	10	Southern Ill.

**MOUNTAIN STATES CONFERENCE**

Season	No.	Regular Season
1938	7	Colorado/Utah
1939	7	Colorado
1940	7	Colorado
1941	7	Wyoming
1942	7	Colorado
1943	5	Wyoming
1944	7	Utah
1945	7	Utah
1946	7	Wyoming
1947	7	Wyoming
1948	6	Brigham Young
1949	6	Wyoming
1950	6	Brigham Young
1951	6	Brigham Young
1952	8	Wyoming
1953	8	Wyoming
1954	8	Colorado
1955	8	Utah
1956	8	Utah
1957	8	Brigham Young
1958	8	Wyoming
1959	8	Utah
1960	8	Utah
1961	8	Colorado St./Utah
1962	8	Utah

**MOUNTAIN WEST CONFERENCE**

Season	No.	Regular Season
2000	8	UNLV/Utah
2001	8	Brigham Young/Wyoming/Utah

Season	No.	Regular Season
2002	8	Wyoming
2003	8	Brigham Young/Utah
2004	8	Air Force
2005	8	Utah
2006	9	San Diego St.

Season	No.	Conference Tournament
2000	8	UNLV
2001	7	Brigham Young
2002	8	San Diego St.
2003	8	Colorado St.
2004	8	Utah
2005	8	New Mexico
2006	9	San Diego St.

**NEW ENGLAND CONFERENCE**

Season	No.	Regular Season
1938	5	Rhode Island
1939	5	Rhode Island
1940	5	Rhode Island
1941	5	Rhode Island
1942	5	Rhode Island
1943	5	Rhode Island
1944	4	Rhode Island
1945		DNP
1946	5	Rhode Island

**NEW JERSEY-NEW YORK 7 CONFERENCE**

Season	No.	Regular Season
1977	7	Columbia/Seton Hall
1978	7	Rutgers/St. John's (N.Y.)
1979	7	Rutgers

**NORTHEAST CONFERENCE**

Season	No.	Regular Season
1982	11	Fairleigh Dickinson (North)/Robert Morris (South)
1983	10	Long Island (North)/Robert Morris (South)
1984	9	Long Island/Robert Morris
1985	8	Marist
1986	9	Fairleigh Dickinson
1987	9	Marist
1988	9	Fairleigh Dickinson/Marist
1989	9	Robert Morris
1990	9	Robert Morris
1991	9	St. Francis (Pa.)/Fairleigh Dickinson
1992	9	Robert Morris
1993	10	Rider
1994	10	Rider
1995	10	Rider
1996	10	Mt. St. Mary's
1997	10	Long Island
1998	9	Long Island
1999	11	UMBC
2000	12	Central Conn. St.
2001	12	St. Francis (N.Y.)
2002	12	Central Conn. St.
2003	12	Wagner
2004	11	Monmouth/St. Francis (N.Y.)
2005	11	Monmouth
2006	11	Fairleigh Dickinson

Season	No.	Conference Tournament
1982	8	Robert Morris
1983	8	Robert Morris
1984	8	Long Island
1985	8	Fairleigh Dickinson
1986	8	Marist
1987	6	Marist
1988	6	Fairleigh Dickinson
1989	6	Robert Morris
1990	6	Robert Morris
1991	7	St. Francis (Pa.)
1992	9	Robert Morris
1993	10	Rider
1994	10	Rider
1995	10	Mt. St. Mary's
1996	10	Monmouth
1997	8	Long Island
1998	8	Fairleigh Dickinson
1999	8	Mt. St. Mary's
2000	8	Central Conn. St.
2001	7	Monmouth
2002	8	Central Conn. St.
2003	8	Wagner

Season	No.	Conference Tournament
2004	8	Monmouth
2005	8	Fairleigh Dickinson
2006	8	Monmouth

**OHIO VALLEY CONFERENCE**

Season	No.	Regular Season
1949	8	Western Ky.
1950	7	Western Ky.
1951	7	Murray St.
1952	7	Western Ky.
1953	6	Eastern Ky.
1954	6	Western Ky.
1955	6	Western Ky.
1956	6	Morehead St./Tennessee Tech/ Western Ky.
1957	6	Morehead St./Western Ky.
1958	7	Tennessee Tech
1959	7	Eastern Ky.
1960	7	Western Ky.
1961	7	Morehead St./Western Ky./ Eastern Ky.
1962	6	Western Ky.
1963	7	Tennessee Tech/Morehead St.
1964	8	Murray St.
1965	8	Eastern Ky.
1966	8	Western Ky.
1967	8	Western Ky.
1968	8	East Tenn. St./Murray St.
1969	8	Murray St./Morehead St.
1970	8	Western Ky.
1971	8	Western Ky.
1972	8	Eastern Ky./Morehead St./ Western Ky.
1973	8	Austin Peay
1974	8	Austin Peay/Morehead St.
1975	8	Middle Tenn.
1976	8	Western Ky.
1977	8	Austin Peay
1978	8	Middle Tenn./Eastern Ky.
1979	7	Eastern Ky.
1980	7	Western Ky./Murray St.
1981	8	Western Ky.
1982	8	Murray St./Western Ky.
1983	8	Murray St.
1984	8	Morehead St.
1985	8	Tennessee Tech
1986	8	Akron/Middle Tenn.
1987	8	Middle Tenn.
1988	8	Murray St.
1989	7	Middle Tenn./Murray St.
1990	7	Murray St.
1991	7	Murray St.
1992	8	Murray St.
1993	9	Tennessee St.
1994	9	Murray St.
1995	9	Murray St./Tennessee St.
1996	9	Murray St.
1997	10	Austin Peay/Murray St.
1998	10	Murray St.
1999	10	Murray St.
2000	10	Southeast Mo. St./Murray St.
2001	9	Tennessee Tech
2002	9	Tennessee Tech
2003	9	Austin Peay/Morehead St.
2004	11	Austin Peay
2005	11	Tennessee Tech
2006	11	Murray St.

Season	No.	Conference Tournament
1949	8	Western Ky.
1950	7	Eastern Ky.
1951	7	Murray St.
1952	7	Western Ky.
1953	6	Western Ky.
1954	6	Western Ky.
1955	6	Eastern Ky.
1956-63		DNP
1964	8	Murray St.
1965	8	Western Ky.
1966	8	Western Ky.
1967	8	Tennessee Tech
1968-74		DNP
1975	4	Middle Tenn.
1976	8	Western Ky.
1977	4	Middle Tenn.
1978	4	Western Ky.
1979	4	Eastern Ky.
1980	4	Western Ky.
1981	4	Western Ky.
1982	4	Middle Tenn.

Season	No.	Conference Tournament
1983	4	Morehead St.
1984	4	Morehead St.
1985	7	Middle Tenn.
1986	7	Akron
1987	7	Austin Peay
1988	7	Murray St.
1989	7	Middle Tenn.
1990	7	Murray St.
1991	7	Murray St.
1992	7	Murray St.
1993	6	Tennessee St.
1994	7	Tennessee St.
1995	7	Murray St.
1996	7	Austin Peay
1997	8	Murray St.
1998	8	Murray St.
1999	8	Murray St.
2000	8	Southeast Mo. St.
2001	8	Eastern Ill.
2002	8	Murray St.
2003	8	Austin Peay
2004	8	Murray St.
2005	8	Eastern Ky.
2006	8	Murray St.

**PACIFIC-10 CONFERENCE**

Season	No.	Regular Season
1916	3	California/Oregon St.
1917	6	Washington St.
1918		DNP
1919	6	Oregon
1920	6	Stanford
1921	6	Stanford
1922	8	Idaho
1923	8	Idaho
1924	9	California
1925	8	California
1926	9	California
1927	9	California
1928	10	Southern California
1929	10	California
1930	9	Southern California
1931	9	Washington
1932	9	California
1933	9	Oregon St.
1934	9	Washington
1935	9	Southern California
1936	9	Stanford
1937	9	Stanford
1938	10	Stanford
1939	9	Oregon
1940	9	Southern California
1941	9	Washington St.
1942	9	Stanford
1943	9	Washington
1944	8	Washington (North)/ California (South)
1945	8	Oregon (North)/UCLA (South)
1946	9	California
1947	9	Oregon St.
1948	9	Washington
1949	9	Oregon St.
1950	9	UCLA
1951	9	Washington
1952	9	UCLA
1953	9	Washington
1954	9	Southern California
1955	9	Oregon St.
1956	9	UCLA
1957	9	California
1958	9	Oregon St./California
1959	9	California
1960	5	California
1961	5	Southern California
1962	5	UCLA
1963	5	UCLA/Stanford
1964	6	UCLA
1965	8	UCLA
1966	8	Oregon St.
1967	8	UCLA
1968	8	UCLA
1969	8	UCLA
1970	8	UCLA
1971	8	UCLA
1972	8	UCLA
1973	8	UCLA
1974	8	UCLA
1975	8	UCLA
1976	8	UCLA

Season	No.	Regular Season
1977	8	UCLA
1978	8	UCLA
1979	10	UCLA
1980	10	Oregon St.
1981	10	Oregon St.
1982	10	Oregon St.
1983	10	UCLA
1984	10	Washington/Oregon St.
1985	10	Washington/Southern California
1986	10	Arizona
1987	10	UCLA
1988	10	Arizona
1989	10	Arizona
1990	10	Oregon St./Arizona
1991	10	Arizona
1992	10	UCLA
1993	10	Arizona
1994	10	Arizona
1995	10	UCLA
1996	10	UCLA
1997	10	UCLA
1998	10	Arizona
1999	10	Stanford
2000	10	Arizona/Stanford
2001	10	Stanford
2002	10	Oregon
2003	10	Arizona
2004	10	Stanford
2005	10	Arizona
2006	10	UCLA

Season	No.	Conference Tournament
1987	10	UCLA
1988	10	Arizona
1989	10	Arizona
1990	10	Arizona
1991-2001		DNP
2002	8	Arizona
2003	8	Oregon
2004	8	Stanford
2005	8	Washington
2006	10	UCLA

**PATRIOT LEAGUE**

Season	No.	Regular Season
1991	7	Fordham
1992	8	Bucknell/Fordham
1993	8	Bucknell
1994	8	Navy/Fordham/ Colgate/Holy Cross
1995	8	Bucknell/Colgate
1996	7	Colgate/Navy
1997	7	Navy
1998	7	Lafayette/Navy
1999	7	Lafayette
2000	7	Lafayette/Navy
2001	7	Holy Cross
2002	8	American
2003	8	Holy Cross
2004	8	Lehigh/American
2005	8	Holy Cross
2006	8	Bucknell

Season	No.	Conference Tournament
1991	7	Fordham
1992	8	Fordham
1993	8	Holy Cross
1994	8	Navy
1995	8	Colgate
1996	7	Colgate
1997	7	Navy
1998	7	Navy
1999	7	Lafayette
2000	7	Lafayette
2001	7	Holy Cross
2002	8	Holy Cross
2003	8	Holy Cross
2004	8	Lehigh
2005	8	Bucknell
2006	8	Bucknell

**ROCKY MOUNTAIN CONFERENCE**

Season	No.	Regular Season
1922	6	Colorado Col.
1923	5	Colorado Col.
1924	6	Colorado Col.
1925	12	Colorado Col. (East)/ Brigham Young (West)
1926	12	Colorado St. (East)/Utah (West)

Season	No.	Regular Season
1927	12	Colorado Col. (East)/ Montana St. (West)
1928	12	Wyoming (East)/ Montana St. (West)
1929	12	Colorado (East)/ Montana St. (West)
1929	12	Colorado (East)/Montana St. (West)
1930	12	Colorado (East)/Montana St. (West)/Utah St. (West)
1931	12	Wyoming (East)/Utah (West)
1932	12	Wyoming (East)/Brigham Young (West)/Utah (West)
1933	12	Wyoming (East)/Colorado St. (East)/Brigham Young (West)/Utah (West)
1934	12	Wyoming (East)/ Brigham Young (West)
1935	12	Northern Colo. (East)/ Utah St. (West)
1936	12	Wyoming (East)/Utah (West)
1937	12	Denver (East)/Colorado (East)/ Montana St. (West)/Utah (West)
1938	5	Montana St.
1939	5	Northern Colo.
1940	5	Northern Colo.
1941	5	Northern Colo.
1942	5	Northern Colo.
1943	3	Northern Colo.
1944	3	Colorado Col.
1945	3	Colorado Col.
1946	5	Colorado St.
1947	5	Montana St.
1948	4	Colorado St.
1949	5	Colorado St.
1950	6	Montana St.
1951	6	Montana St.
1952	6	Colorado St./Montana St.
1953	6	Idaho St.
1954	6	Idaho St.
1955	6	Idaho St.
1956	6	Idaho St.
1957	6	Idaho St.
1958	6	Idaho St.
1959	6	Idaho St.
1960	6	Idaho St.

**SOUTHEASTERN CONFERENCE**

Season	No.	Regular Season
1933	13	Kentucky
1934	13	Alabama
1935	13	LSU/Kentucky
1936	13	Tennessee
1937	13	Kentucky
1938	13	Georgia Tech
1939	13	Kentucky
1940	13	Kentucky
1941	12	Tennessee
1942	12	Kentucky
1943	12	Tennessee
1944	6	Kentucky
1945	12	Kentucky
1946	12	Kentucky
1947	12	Kentucky
1948	12	Kentucky
1949	12	Kentucky
1950	12	Kentucky
1951	12	Kentucky
1952	12	Kentucky
1953	11	LSU
1954	12	Kentucky/LSU
1955	12	Kentucky
1956	12	Alabama
1957	12	Kentucky
1958	12	Kentucky
1959	12	Mississippi St.
1960	12	Auburn
1961	12	Mississippi St.
1962	12	Mississippi St./Kentucky
1963	12	Mississippi St.
1964	12	Kentucky
1965	11	Vanderbilt
1966	11	Kentucky
1967	10	Tennessee
1968	10	Kentucky
1969	10	Kentucky
1970	10	Kentucky
1971	10	Kentucky
1972	10	Tennessee/Kentucky
1973	10	Kentucky

Season	No.	Regular Season
1974	10	Vanderbilt/Alabama
1975	10	Kentucky/Alabama
1976	10	Alabama
1977	10	Kentucky/Tennessee
1978	10	Kentucky
1979	10	LSU
1980	10	Kentucky
1981	10	LSU
1982	10	Kentucky/Tennessee
1983	10	Kentucky
1984	10	Kentucky
1985	10	LSU
1986	10	Kentucky
1987	10	Alabama
1988	10	Kentucky*
1989	10	Florida
1990	10	Georgia
1991	10	Mississippi St./LSU
1992	12	Kentucky (Eastern)/ Arkansas (Western)
1993	12	Vanderbilt (Eastern)/ Arkansas (Western)
1994	12	Florida (Eastern)/ Kentucky (Eastern)/ Arkansas (Western)
1995	12	Kentucky (Eastern)/ Arkansas (Western)/ Mississippi St. (Western)
1996	12	Kentucky (Eastern)/ Mississippi St. (Western)
1997	12	South Carolina (Eastern)/ Mississippi (Western)
1998	12	Kentucky (Eastern)/ Mississippi (Western)
1999	12	Tennessee (Eastern)/ Auburn (Western)
2000	12	Tennessee (Eastern)/ Florida (Eastern)/Kentucky (Eastern)/ LSU (Western)
2001	12	Florida (Eastern)/ Kentucky (Eastern)/ Mississippi (Western)
2002	12	Georgia (Eastern)/Kentucky (Eastern)/Florida (Eastern)/Alabama (Western)
2003	12	Kentucky (Eastern)/Mississippi St. (Western)
2004	12	Kentucky (Eastern)/Mississippi St. (Western)
2005	12	Kentucky (Eastern)/Alabama (Western)/LSU (Western)
2006	12	Tennessee (Eastern)/LSU (Western)

Season	No.	Conference Tournament
1933	13	Kentucky
1934	10	Alabama
1935		DNP
1936	9	Tennessee
1937	8	Kentucky
1938	11	Georgia Tech
1939	12	Kentucky
1940	12	Kentucky
1941	12	Tennessee
1942	12	Kentucky
1943	11	Tennessee
1944	6	Kentucky
1945	11	Kentucky
1946	12	Kentucky
1947	12	Kentucky
1948	12	Kentucky
1949	12	Kentucky
1950	12	Kentucky
1951	12	Vanderbilt
1952	12	Kentucky
1953-78		DNP
1979	10	Tennessee
1980	10	LSU
1981	10	Mississippi
1982	10	Alabama
1983	10	Georgia
1984	10	Kentucky
1985	10	Auburn
1986	10	Kentucky
1987	10	Alabama
1988	10	Kentucky*
1989	10	Alabama
1990	9	Alabama
1991	9	Alabama
1992	11	Kentucky
1993	12	Kentucky
1994	12	Kentucky
1995	12	Kentucky

Season	No.	Conference Tournament
1996	12	Mississippi St.
1997	12	Kentucky
1998	12	Kentucky
1999	12	Kentucky
2000	12	Arkansas
2001	12	Kentucky
2002	12	Mississippi St.
2003	11	Kentucky
2004	12	Kentucky
2005	12	Florida
2006	12	Florida

\*later vacated

**SOUTHERN CONFERENCE**

Season	No.	Regular Season
1922	13	Virginia
1923	19	North Carolina
1924	21	Tulane
1925	21	North Carolina
1926	22	Kentucky
1927	22	South Carolina
1928	22	Auburn
1929	23	Wash. & Lee
1930	23	Alabama
1931	22	Georgia
1932	23	Kentucky/Maryland
1933	10	South Carolina
1934	10	South Carolina
1935	10	North Carolina
1936	10	Wash. & Lee
1937	16	Wash. & Lee
1938	15	North Carolina
1939	15	Wake Forest
1940	15	Duke
1941	15	North Carolina
1942	16	Duke
1943	15	Duke
1944	12	North Carolina
1945	14	South Carolina
1946	16	North Carolina
1947	16	North Carolina St.
1948	16	North Carolina St.
1949	16	North Carolina St.
1950	16	North Carolina St.
1951	17	North Carolina St.
1952	17	West Virginia
1953	17	North Carolina St.
1954	10	George Washington
1955	10	West Virginia
1956	10	George Washington/West Virginia
1957	10	West Virginia
1958	10	West Virginia
1959	9	West Virginia
1960	9	Virginia Tech
1961	9	West Virginia
1962	9	West Virginia
1963	9	West Virginia
1964	9	Davidson
1965	10	Davidson
1966	9	Davidson
1967	9	West Virginia
1968	9	Davidson
1969	8	Davidson
1970	8	Davidson
1971	7	Davidson
1972	8	Davidson
1973	8	Davidson
1974	8	Furman
1975	8	Furman
1976	8	VMI
1977	10	Furman/VMI
1978	8	Appalachian St.
1979	9	Appalachian St.
1980	9	Furman
1981	9	Appalachian St./Davidson/ Chattanooga
1982	9	Chattanooga
1983	9	Chattanooga
1984	9	Marshall
1985	9	Chattanooga
1986	9	Chattanooga
1987	9	Marshall
1988	9	Marshall
1989	8	Chattanooga
1990	8	East Tenn. St.
1991	8	East Tenn. St./Furman/ Chattanooga



Season	No.	Regular Season
1992	8	East Tenn. St./Chattanooga
1993	10	Chattanooga
1994	10	Chattanooga
1995	10	Marshall (Northern)/ Chattanooga (Southern)
1996	10	Davidson (Northern)/ Western Caro. (Southern)
1997	10	Davidson (Northern)/ Marshall (Northern)/ Chattanooga (Southern)
1998	11	Appalachian St. (North)/Davidson (North)/Chattanooga (South)
1999	12	Appalachian St. (North)/ Col. of Charleston (South)
2000	12	Appalachian St. (North)/ Col. of Charleston (South)
2001	12	East Tenn. St. (North)/ Col. of Charleston (South)
2002	12	Davidson (North)/ UNC Greensboro (North)/East Tenn. St. (North)/ Col. of Charleston (South)/ Ga. Southern (South)/Chattanooga (South)
2003	12	Appalachian St. (North)/Davidson (North)/East Tenn. St. (North)/ Col. of Charleston (South)
2004	12	East Tenn. St. (North)/ Ga. Southern (South)/Davidson (South)/ Col. of Charleston (South)
2005	12	Chattanooga (North)/Davidson (South)
2006	11	Elon (North)/Ga. Southern (South)

Season	No.	Conference Tournament
1921		Kentucky
1922	23	North Carolina
1923	22	Mississippi St.
1924	16	North Carolina
1925	17	North Carolina
1926	16	North Carolina
1927	14	Vanderbilt
1928	16	Mississippi
1929	16	North Carolina St.
1930	16	Alabama
1931	16	Maryland
1932	16	Georgia
1933	8	South Carolina
1934	8	Wash. & Lee
1935	8	North Carolina
1936	8	North Carolina
1937	8	Wash. & Lee
1938	8	Duke
1939	11	Clemson
1940	8	North Carolina
1941	8	Duke
1942	8	Duke
1943	8	George Washington
1944	8	Duke
1945	8	North Carolina
1946	8	Duke
1947	8	North Carolina St.
1948	10	North Carolina St.
1949	8	North Carolina St.
1950	8	North Carolina St.
1951	8	North Carolina St.
1952	8	North Carolina St.
1953	8	Wake Forest
1954	8	George Washington
1955	8	West Virginia
1956	8	West Virginia
1957	8	West Virginia
1958	8	West Virginia
1959	8	West Virginia
1960	8	West Virginia
1961	8	George Washington
1962	8	West Virginia
1963	8	West Virginia
1964	8	VMI
1965	8	West Virginia
1966	8	Davidson
1967	8	West Virginia
1968	8	Davidson
1969	8	Davidson
1970	8	Davidson
1971	7	Furman
1972	8	East Caro.
1973	8	Furman
1974	8	Furman
1975	8	Furman
1976	8	VMI
1977	7	VMI
1978	8	Furman

Season	No.	Conference Tournament
1979	8	Appalachian St.
1980	8	Furman
1981	8	Chattanooga
1982	8	Chattanooga
1983	8	Chattanooga
1984	8	Marshall
1985	8	Marshall
1986	8	Davidson
1987	8	Marshall
1988	8	Chattanooga
1989	8	East Tenn. St.
1990	8	East Tenn. St.
1991	8	East Tenn. St.
1992	8	East Tenn. St.
1993	10	Chattanooga
1994	10	Chattanooga
1995	10	Chattanooga
1996	9	Western Caro.
1997	10	Chattanooga
1998	10	Davidson
1999	12	Col. of Charleston
2000	12	Appalachian St.
2001	12	UNC Greensboro
2002	12	Davidson
2003	12	East Tenn. St.
2004	12	East Tenn. St.
2005	12	UNC Greensboro
2006	11	Davidson

**SOUTHLAND CONFERENCE**

Season	No.	Regular Season
1964	5	Lamar
1965	5	Abilene Christian/Arkansas St.
1966	5	Abilene Christian
1967	5	Arkansas St.
1968	5	Abilene Christian
1969	5	Trinity (Tex.)
1970	5	Lamar
1971	5	Arkansas St.
1972	7	Louisiana Tech
1973	7	Louisiana Tech
1974	3	Arkansas St.
1975	5	McNeese St.
1976	6	Louisiana Tech
1977	6	La-Lafayette
1978	6	McNeese St./Lamar
1979	6	Lamar
1980	6	Lamar
1981	6	Lamar
1982	6	La-Lafayette
1983	7	Lamar
1984	7	Lamar
1985	7	Louisiana Tech
1986	7	La-Monroe
1987	6	Louisiana Tech
1988	8	North Texas
1989	8	North Texas
1990	8	La-Monroe
1991	8	La-Monroe
1992	10	Texas-San Antonio
1993	10	La-Monroe
1994	10	La-Monroe
1995	10	Nicholls St.
1996	10	La-Monroe
1997	10	McNeese St./La-Monroe/ Texas St.
1998	10	Nicholls St.
1999	10	Texas St.
2000	11	Sam Houston St.
2001	11	McNeese St.
2002	11	McNeese St.
2003	11	Sam Houston St.
2004	11	Southeastern La./ Texas-Arlington/Texas-San Antonio
2005	11	Northwestern St./Southeastern La.
2006	11	Northwestern St.

Season	No.	Conference Tournament
1981	6	Lamar
1982	5	La-Lafayette
1983	7	Lamar
1984	7	Louisiana Tech
1985	7	Louisiana Tech
1986	7	La-Monroe
1987	6	Louisiana Tech
1988	6	North Texas
1989	6	McNeese St.
1990	7	La-Monroe
1991	4	La-Monroe
1992	6	La-Monroe

Season	No.	Conference Tournament
1993	6	La-Monroe
1994	8	Texas St.
1995	8	Nicholls St.
1996	6	La-Monroe
1997	6	Texas St.
1998	6	Nicholls St.
1999	6	Texas-San Antonio
2000	8	Lamar
2001	8	Northwestern St.
2002	6	McNeese St.
2003	6	Sam Houston St.
2004	8	Texas-San Antonio
2005	8	Southeastern La.
2006	8	Northwestern St.

**SOUTHWEST CONFERENCE**

Season	No.	Regular Season
1915	5	Texas
1916	5	Texas
1917	3	Texas
1918	5	Rice
1919	5	Texas
1920	6	Texas A&M
1921	5	Texas A&M
1922	6	Texas A&M
1923	6	Texas A&M
1924	8	Texas
1925	8	Oklahoma St.
1926	7	Arkansas
1927	7	Arkansas
1928	7	Arkansas
1929	7	Arkansas
1930	7	Arkansas
1931	7	TCU
1932	7	Baylor
1933	7	Texas
1934	7	TCU
1935	7	Arkansas/Rice/SMU
1936	7	Arkansas
1937	7	SMU
1938	7	Arkansas
1939	7	Texas
1940	7	Rice
1941	7	Arkansas
1942	7	Rice/Arkansas
1943	7	Texas/Rice
1944	7	Arkansas/Rice
1945	7	Rice
1946	7	Baylor
1947	7	Texas
1948	7	Baylor
1949	7	Arkansas/Baylor/Rice
1950	7	Baylor/Arkansas
1951	7	Texas A&M/TCU/Texas
1952	7	TCU
1953	7	TCU
1954	7	Rice/Texas
1955	7	SMU
1956	7	SMU
1957	7	SMU
1958	8	Arkansas/SMU
1959	8	TCU
1960	8	Texas
1961	8	Texas Tech
1962	8	SMU/Texas Tech
1963	8	Texas
1964	8	Texas A&M
1965	8	SMU/Texas
1966	8	SMU
1967	8	SMU
1968	8	TCU
1969	8	Texas A&M
1970	8	Rice
1971	8	TCU
1972	8	Texas/SMU
1973	8	Texas Tech
1974	8	Texas
1975	8	Texas A&M
1976	9	Texas A&M
1977	9	Arkansas
1978	9	Texas/Arkansas
1979	9	Texas/Arkansas
1980	9	Texas A&M
1981	9	Arkansas
1982	9	Arkansas
1983	9	Houston
1984	9	Houston
1985	9	Texas Tech
1986	9	TCU/Texas/ Texas A&M

Season	No.	Regular Season
1987	9	TCU
1988	9	SMU
1989	9	Arkansas
1990	9	Arkansas
1991	9	Arkansas
1992	8	Houston/Texas
1993	8	SMU
1994	8	Texas
1995	8	Texas/Texas Tech
1996	8	Texas Tech

Season	No.	Conference Tournament
1976	9	Texas Tech
1977	9	Arkansas
1978	9	Houston
1979	9	Arkansas
1980	9	Texas A&M
1981	9	Houston
1982	9	Arkansas
1983	9	Houston
1984	9	Houston
1985	8	Texas Tech
1986	8	Texas Tech
1987	8	Texas A&M
1988	8	SMU
1989	8	Arkansas
1990	8	Arkansas
1991	9	Arkansas
1992	8	Houston
1993	8	Texas Tech
1994	8	Texas
1995	7	Texas
1996	8	Texas Tech

### SOUTHWESTERN ATHLETIC CONFERENCE

Season	No.	Regular Season
1957	6	Texas Southern
1958	6	Texas Southern
1959	8	Grambling
1960	8	Grambling
1961	8	Prairie View
1962	7	Prairie View
1963	8	Grambling
1964	8	Grambling/Jackson St.
1965	8	Southern U.
1966	8	Alcorn St./Grambling
1967	8	Alcorn St./Ark.-Pine Bluff/ Grambling
1968	8	Alcorn St./Jackson St.
1969	8	Alcorn St.
1970	8	Jackson St.
1971	7	Grambling
1972	7	Grambling
1973	7	Alcorn St.
1974	7	Jackson St.
1975	7	Jackson St.
1976	7	Alcorn St.
1977	7	Texas Southern
1978	7	Jackson St./Southern U.
1979	7	Alcorn St.
1980	7	Alcorn St.
1981	7	Alcorn St./Southern U.
1982	7	Alcorn St./Jackson St.
1983	8	Texas Southern
1984	8	Alcorn St.
1985	8	Alcorn St.
1986	8	Alcorn St./Southern U.
1987	8	Grambling
1988	8	Southern U.
1989	8	Grambling/Southern U./ Texas Southern
1990	8	Southern U.
1991	8	Jackson St.
1992	8	Mississippi Val./Texas Southern
1993	8	Jackson St.
1994	8	Texas Southern
1995	8	Texas Southern
1996	8	Jackson St./Mississippi Val.
1997	8	Mississippi Val.
1998	9	Texas Southern
1999	9	Alcorn St.
2000	10	Alcorn St.
2001	10	Alabama St.
2002	10	Alcorn St.
2003	10	Prairie View
2004	10	Mississippi Val.
2005	10	Alabama A&M
2006	10	Southern U.

Season	No.	Conference Tournament
1980	7	Alcorn St.
1981	7	Southern U.
1982	7	Alcorn St.
1983	7	Alcorn St.
1984	8	Alcorn St.
1985	4	Southern U.
1986	8	Mississippi Val.
1987	8	Southern U.
1988	8	Southern U.
1989	8	Southern U.
1990	8	Texas Southern
1991	8	Jackson St.
1992	8	Mississippi Val.
1993	8	Southern U.
1994	8	Texas Southern
1995	6	Texas Southern
1996	6	Mississippi Val.
1997	8	Jackson St.
1998	8	Prairie View
1999	8	Alcorn St.
2000	8	Jackson St.
2001	8	Alabama St.
2002	8	Alcorn St.
2003	8	Texas Southern
2004	8	Alabama St.
2005	8	Alabama A&M
2006	8	Southern U.

### SUN BELT CONFERENCE

Season	No.	Regular Season
1977	6	Charlotte
1978	6	Charlotte
1979	6	South Ala.
1980	8	South Ala.
1981	7	VCU/South Ala./UAB
1982	6	UAB
1983	8	VCU/Old Dominion
1984	8	VCU
1985	8	VCU
1986	8	Old Dominion
1987	8	Western Ky.
1988	8	Charlotte
1989	8	South Ala.
1990	8	UAB
1991	8	South Ala.
1992	11	Louisiana Tech/La.-Lafayette
1993	10	New Orleans
1994	10	Western Ky.
1995	10	Western Ky.
1996	10	Ark.-Little Rock/New Orleans
1997	10	New Orleans/South Ala.
1998	10	South Ala./Arkansas St.
1999	8	Louisiana Tech
2000	9	La.-Lafayette/South Ala.
2001	12	Western Ky. (East)/ South Ala. (West)
2002	11	Western Ky. (East)/La.-Lafayette (West)/New Mexico St. (West)
2003	12	Western Ky. (East)/ La.-Lafayette (West)
2004	11	Ark.-Little Rock (East)/ La.-Lafayette (West)
2005	11	Ark.-Little Rock (East)/Denver (West)
2006	11	Western Ky. (East)/South Ala. (West)

Season	No.	Conference Tournament
1977	6	Charlotte
1978	6	New Orleans
1979	6	Jacksonville
1980	8	VCU
1981	7	VCU
1982	6	UAB
1983	8	UAB
1984	8	UAB
1985	8	VCU
1986	8	Jacksonville
1987	8	UAB
1988	8	Charlotte
1989	8	South Ala.
1990	8	South Fla.
1991	8	South Ala.
1992	11	La.-Lafayette
1993	9	Western Ky.
1994	10	La.-Lafayette
1995	10	Western Ky.
1996	10	New Orleans
1997	10	South Ala.
1998	10	South Ala.

Season	No.	Conference Tournament
1999	8	Arkansas St.
2000	9	La.-Lafayette
2001	11	Western Ky.
2002	11	Western Ky.
2003	11	Western Ky.
2004	8	La.-Lafayette
2005	11	La.-Lafayette
2006	11	South Ala.

### WEST COAST CONFERENCE

Season	No.	Regular Season
1953	5	Santa Clara
1954	5	Santa Clara
1955	5	San Francisco
1956	8	San Francisco
1957	8	San Francisco
1958	7	San Francisco
1959	7	St. Mary's (Cal.)
1960	7	Santa Clara
1961	7	Loyola Marymount
1962	7	Pepperdine
1963	7	San Francisco
1964	7	San Francisco
1965	8	San Francisco
1966	8	Pacific
1967	8	Pacific
1968	8	Santa Clara
1969	8	Santa Clara
1970	8	Santa Clara
1971	8	Pacific
1972	8	San Francisco
1973	8	San Francisco
1974	8	San Francisco
1975	8	UNLV
1976	7	Pepperdine
1977	8	San Francisco
1978	8	San Francisco
1979	8	San Francisco
1980	9	San Francisco/St. Mary's (Cal.)
1981	8	San Francisco/Pepperdine
1982	8	Pepperdine
1983	7	Pepperdine
1984	7	San Diego
1985	7	Pepperdine
1986	8	Pepperdine
1987	8	San Diego
1988	8	Loyola Marymount
1989	8	St. Mary's (Cal.)
1990	8	Loyola Marymount
1991	8	Pepperdine
1992	8	Pepperdine
1993	8	Pepperdine
1994	8	Gonzaga
1995	8	Santa Clara
1996	8	Gonzaga/Santa Clara
1997	8	St. Mary's (Cal.)/Santa Clara
1998	8	Gonzaga
1999	8	Gonzaga
2000	8	Pepperdine
2001	8	Gonzaga
2002	8	Gonzaga/Pepperdine
2003	8	Gonzaga
2004	8	Gonzaga
2005	8	Gonzaga
2006	8	Gonzaga

Season	No.	Conference Tournament
1987	8	Santa Clara
1988	8	Loyola Marymount
1989	8	Loyola Marymount
1990		DNP
1991	8	Pepperdine
1992	8	Pepperdine
1993	8	Santa Clara
1994	8	Pepperdine
1995	8	Gonzaga
1996	8	Portland
1997	8	St. Mary's (Cal.)
1998	8	San Francisco
1999	8	Gonzaga
2000	8	Gonzaga
2001	8	Gonzaga
2002	8	Gonzaga
2003	6	San Diego
2004	8	Gonzaga
2005	8	Gonzaga
2006	8	Gonzaga

**WESTERN ATHLETIC CONFERENCE**

Season	No.	Regular Season
1963	6	Arizona St.
1964	6	New Mexico/Arizona St.
1965	6	Brigham Young
1966	6	Utah
1967	6	Wyoming/Brigham Young
1968	6	New Mexico
1969	6	Brigham Young/Wyoming
1970	8	UTEP
1971	8	Brigham Young
1972	8	Brigham Young
1973	8	Arizona St.
1974	8	New Mexico
1975	8	Arizona St.
1976	8	Arizona
1977	8	Utah
1978	8	New Mexico
1979	7	Brigham Young
1980	8	Brigham Young
1981	9	Utah/Wyoming
1982	9	Wyoming
1983	9	UTEP/Utah
1984	9	UTEP
1985	9	UTEP
1986	9	Wyoming/UTEP/Utah
1987	9	UTEP
1988	9	Brigham Young
1989	9	Colorado St.
1990	9	Colorado St./Brigham Young
1991	9	Utah
1992	9	UTEP/Brigham Young
1993	10	Brigham Young/Utah
1994	10	New Mexico
1995	10	Utah
1996	10	Utah
1997	16	Fresno St. (Pacific)/ Hawaii (Pacific)/Utah (Mountain)
1998	16	TCU (Pacific)/ Utah (Mountain)
1999	16	UNLV (Mountain)/ Tulsa (Mountain)/Utah (Pacific)
2000	8	Tulsa
2001	9	Fresno St.
2002	10	Hawaii/Tulsa
2003	10	Fresno St.
2004	10	UTEP/Nevada
2005	10	Nevada
2006	9	Nevada

Season	No.	Conference Tournament
1984	9	UTEP
1985	9	San Diego St.
1986	9	UTEP
1987	9	Wyoming
1988	9	Wyoming
1989	9	UTEP
1990	9	UTEP
1991	9	Brigham Young
1992	8	Brigham Young
1993	10	New Mexico
1994	10	Hawaii
1995	10	Utah
1996	10	New Mexico
1997	12	Utah
1998	12	UNLV
1999	12	Utah
2000	8	Fresno St.
2001	9	Hawaii
2002	10	Hawaii
2003	9	Tulsa
2004	10	Nevada
2005	10	UTEP
2006	8	Nevada

**WESTERN NEW YORK  
LITTLE THREE CONFERENCE**

Season	No.	Regular Season
1947	3	Canisius
1948	3	Niagara
1949	3	Niagara
1950	3	Canisius/Niagara/St. Bonaventure
1951	3	St. Bonaventure
1952	3	DNP
1953	3	Niagara
1954	3	Niagara
1955	3	Niagara
1956	3	Canisius
1957	3	Canisius/St. Bonaventure
1958	3	St. Bonaventure

**YANKEE CONFERENCE**

Season	No.	Regular Season
1947	6	Vermont
1948	6	Connecticut
1949	6	Connecticut
1950	6	Rhode Island
1951	6	Connecticut
1952	6	Connecticut
1953	6	Connecticut
1954	6	Connecticut
1955	6	Connecticut
1956	6	Connecticut
1957	6	Connecticut
1958	6	Connecticut
1959	6	Connecticut
1960	6	Connecticut
1961	6	Rhode Island
1962	6	Massachusetts
1963	6	Connecticut
1964	6	Connecticut/Rhode Island
1965	6	Connecticut
1966	6	Connecticut/Rhode Island
1967	6	Connecticut
1968	6	Massachusetts/Rhode Island
1969	6	Massachusetts
1970	6	Connecticut/Massachusetts
1971	6	Massachusetts
1972	6	Rhode Island
1973	7	Massachusetts
1974	7	Massachusetts
1975	7	Massachusetts

**INDEPENDENTS**

(Best Record)

Season	No.	Regular Season
1946	30	Yale
1947	32	Duquesne
1948	40	Bradley
1949	34	Villanova
1950	36	Toledo
1951	37	Dayton
1952	42	Seton Hall
1953	42	Seattle
1954	39	Holy Cross/Seattle
1955	41	Marquette
1956	35	Temple
1957	32	Seattle
1958	29	Temple
1959	32	St. Bonaventure
1960	34	Providence
1961	35	Memphis
1962	34	Loyola (Ill.)
1963	47	Loyola (Ill.)
1964	51	UTEP
1965	45	Providence
1966	44	UTEP
1967	47	Boston College
1968	47	Houston
1969	47	Boston College
1970	52	Jacksonville
1971	55	Marquette
1972	59	Oral Roberts
1973	68	Providence
1974	73	Notre Dame
1975	79	Tex.-Pan American
1976	79	Rutgers
1977	73	UNLV
1978	70	DePaul
1979	68	Syracuse
1980	55	DePaul
1981	54	DePaul
1982	52	DePaul
1983	19	New Orleans
1984	19	DePaul
1985	22	Notre Dame
1986	17	Notre Dame
1987	18	DePaul
1988	18	Akron
1989	22	Akron
1990	19	Wright St.
1991	17	DePaul
1992	12	Penn St.
1993	14	Wis.-Milwaukee
1994	6	Southern Utah
1995	2	Notre Dame
1996	2	Oral Roberts
1997	3	Oral Roberts
1998	0	
1999	2	Denver

Season	No.	Regular Season
2000	5	Tex.-Pan American
2001	5	Stony Brook
2002	3	Tex.-Pan American
2003	6	Centenary (La.)
2004	4	Tex. A&M-Corp. Chris.
2005	4	Tex. A&M-Corp. Chris.
2006	4	Tex. A&M-Corp. Chris.

**CONSECUTIVE  
REGULAR-SEASON WINNER**

No.	Team	Conference	Seasons
13	UCLA	Pacific-10	1967-79
10	Connecticut	Yankee	1951-60
10	UNLV	Big West	1983-92
9	Kentucky	Southeastern	1944-52
8	Idaho St.	Rocky Mountain	1953-60
8	Long Beach St.	Big West	1970-77
7	Cincinnati	Conference USA	1996-2002
7	Coppin St.	Mid-Eastern	1993-99
7	Dartmouth	Ivy	1938-44
7	Murray St.	Ohio Valley	1994-2000
7	Rhode Island	New England	1938-44
6	Arizona	Border	1946-51
6	Col. of Charleston	Southern	1999-2004
6	Cincinnati	Missouri Valley	1958-63
6	Davidson	Southern	1968-73
6	Gonzaga	West Coast	2001-06
6	Kansas	Missouri Valley	1922-27
6	Kentucky	Southeastern	1968-73
6	Kentucky	Southeastern	2000-05
6	Penn	Ivy	1970-75
6	Weber St.	Big Sky	1968-73

**CONSECUTIVE CONFERENCE  
TOURNAMENT WINNER**

No.	Team	Conference	Seasons
7	Kentucky	Southeastern	1944-50
7	N.C. A&T	Mid-Eastern	1982-88
6	North Carolina St.	Southern	1947-52
6	Valparaiso	Mid-Continent	1995-2000
6	West Virginia	Southern	1955-60
5	Duke	Atlantic Coast	1999-2003
5	Massachusetts	Atlantic 10	1992-96
4	Arizona	Pacific-10	1988-90, 2002
4	Cincinnati	Great Midwest	1992-95
4	East Tenn. St.	Southern	1989-92
4	Gonzaga	West Coast	1999-2002
4	Kentucky	Southeastern	1992-95
4	La.-Monroe	Southland	1990-93
4	Northeastern	America East	1984-87
4	Winthrop	Big South	1999-2002
3	28 tied		

**REGULAR SEASON CONFERENCE  
TITLES WON OR SHARED**

(Includes divisional crowns)

No.	School	Conferences
49	Kansas	MVC, Big 8, Big 12
49	Kentucky	Southern, SEC
36	Penn	Ivy
31	North Carolina	Southern, ACC
31	Utah	Rocky Mountain, Mountain States, WAC, MWC
28	Connecticut	Yankee, Big East
28	Princeton	Ivy
28	UCLA	Pac-10
26	Arkansas	Southwest, SEC
26	Western Ky.	OVC, Sun Belt
24	Texas	Southwest, Big 12
22	Cincinnati	MAC, MVC, Great Midwest, C-USA
21	Arizona	Border, WAC, Pac-10
21	Brigham Young	Rocky Mountain, Mountain States, WAC, MWC
21	Duke	Southern
21	Purdue	Big Ten
21	Wyoming	Rocky Mountain, Mountain States, WAC, MWC
20	Indiana	Big Ten
20	Louisville	MVC, Metropolitan, C-USA
20	Murray St.	OVC
20	St. Joseph's	East Coast, A-10

### DIVISION I UNDEFEATED IN CONFERENCE PLAY

Minimum 6 conference games.

Year	Conference	Team	Conference	
			W-L	W-L
1904	Ivy	Columbia	10-0	14-0
1905	Ivy	Columbia	8-0	13-0
1908	Ivy	Penn	8-0	23-4
1908	Missouri Valley	Kansas	6-0	18-6
1909	Big Ten	Chicago	12-0	12-0
1912	Big Ten	Purdue	12-0	12-0
1912	Big Ten	Wisconsin	12-0	15-0
1912	Missouri Valley	Nebraska	8-0	14-1
1913	Big Ten	Wisconsin	12-0	14-1
1913	Missouri Valley	Nebraska	10-0	17-2
1914	Big Ten	Wisconsin	12-0	15-0
1914	Missouri Valley	Nebraska	7-0	15-3
1915	Big Ten	Illinois	12-0	16-0
1916	Big Ten	Wisconsin	12-0	20-1
1916	Missouri Valley	Nebraska	12-0	13-1
1916	Southwest	Texas	6-0	12-0
1920	Ivy	Penn	10-0	22-1
1920	Southwest	Texas A&M	16-0	19-0
1922	Pacific Coast	Idaho	7-0	19-1
1923	Missouri Valley	Kansas	16-0	17-1
1924	Southwest	Texas	20-0	23-0
1926	Pacific Coast	California	7-0	14-0
1927	Pacific Coast	California	7-0	13-0
1928	Missouri Valley	Oklahoma	18-0	18-0
1928	Southwest	Arkansas	12-0	19-1
1929	Big Six	Oklahoma	10-0	13-2
1929	Missouri Valley	Washington-St. Louis	7-0	11-7
1929	Pacific Coast	California	11-0	17-3
1930	Big Ten	Purdue	10-0	13-2
1931	Ivy	Columbia	10-0	20-2
1932	Missouri Valley	Creighton	8-0	17-4
1934	Eastern	Pittsburgh	8-0	18-4
1936	Big Six	Kansas	10-0	21-2
1936	Ivy	Columbia	12-0	19-3
1937	Ivy	Penn	12-0	17-3
1938	Border	New Mex. St.	18-0	22-3
1940	Missouri Valley	Oklahoma St.	12-0	26-3
1941	Southwest	Arkansas	12-0	20-3
1942	Border	West Tex. A&M	16-0	28-3
1943	Big Six	Kansas	10-0	22-6
1943	Big Ten	Illinois	12-0	17-1
1943	Border	West Tex. A&M	10-0	15-7
1943	Missouri Valley	Creighton	10-0	16-1
1944	Ivy	Dartmouth	8-0	19-2
1945	Border	New Mexico	12-0	14-2
1945	Southwest	Rice	12-0	20-1
1946	Big Six	Kansas	10-0	19-2
1946	Missouri Valley	Oklahoma St.	12-0	31-2
1947	Southwest	Texas	12-0	26-2
1948	Missouri Valley	Oklahoma St.	10-0	27-4
1948	Southeastern	Kentucky	9-0	36-3
1949	Southeastern	Kentucky	13-0	32-2
1951	Ivy	Columbia	12-0	22-1
1951	Southeastern	Kentucky	14-0	32-2
1952	Southeastern	Kentucky	14-0	29-3
1953	Rocky Mountain	Idaho St.	10-0	18-7
1953	Southeastern	LSU	13-0	22-3
1954	Southeastern	Kentucky	14-0	25-0
1954	Southeastern	LSU	14-0	20-5
1954	Southern	George Washington	10-0	23-3
1954	Yankee	Connecticut	7-0	23-3
1955	West Coast	San Francisco	12-0	28-1
1955	Yankee	Connecticut	7-0	20-5
1956	Pacific Coast	UCLA	16-0	22-6

Year	Conference	Team	Conference		Overall	
			W-L	W-L	W-L	W-L
1956	Southeastern	Alabama	14-0	21-3		
1956	Southwest	Southern Methodist	12-0	25-4		
1956	West Coast	San Francisco	14-0	29-0		
1957	Atlantic Coast	North Carolina	14-0	32-0		
1957	Rocky Mountain	Idaho St.	12-0	25-4		
1957	Southern	West Virginia	12-0	25-5		
1957	Yankee	Connecticut	8-0	17-8		
1958	Mid-American	Miami (Ohio)	12-0	18-9		
1958	Rocky Mountain	Idaho St.	10-0	22-6		
1958	Southern	West Virginia	12-0	26-2		
1958	West Coast	San Francisco	12-0	25-2		
1958	Yankee	Connecticut	10-0	17-10		
1959	Big Eight	Kansas St.	14-0	25-2		
1959	Middle Atlantic	St. Joseph's	7-0	22-5		
1959	Southern	West Virginia	11-0	29-5		
1960	Rocky Mountain	Idaho St.	8-0	21-5		
1961	Big Ten	Ohio St.	14-0	27-1		
1961	Middle Atlantic	St. Joseph's	8-0	25-5		
1962	Border	Arizona St.	8-0	23-4		
1963	Atlantic Coast	Duke	14-0	27-3		
1963	Middle Atlantic	St. Joseph's	8-0	23-5		
1964	AAWU	UCLA	15-0	30-0		
1964	West Coast	San Francisco	12-0	23-5		
1965	AAWU	UCLA	14-0	28-2		
1965	Southern	Davidson	12-0	24-2		
1965	Yankee	Connecticut	10-0	23-3		
1966	Ohio Valley	Western Ky.	14-0	25-3		
1967	AAWU	UCLA	14-0	30-0		
1967	West Coast	Pacific	14-0	24-4		
1968	AAWU	UCLA	14-0	29-1		
1969	Big Sky	Weber St.	15-0	27-3		
1969	Ivy	Princeton	14-0	19-7		
1969	Southern	Davidson	9-0	27-3		
1970	Atlantic Coast	South Carolina	14-0	25-3		
1970	Big Ten	Iowa	14-0	20-5		
1970	Ivy	Penn	14-0	25-2		
1970	Ohio Valley	Western Ky.	14-0	22-3		
1970	Pacific Coast	Long Beach St.	10-0	24-5		
1970	Southern	Davidson	10-0	22-5		
1971	Big Eight	Kansas	14-0	27-3		
1971	Ivy	Penn	14-0	28-1		
1971	Middle Atlantic (E)	St. Joseph's	6-0	19-9		
1971	Pacific Coast	Long Beach St.	10-0	24-5		
1971	Pacific-8	UCLA	14-0	29-1		
1971	Yankee	Massachusetts	10-0	23-4		
1972	Middle Atlantic (E)	Temple	6-0	23-8		
1972	Pacific-8	UCLA	14-0	30-0		
1972	Southland	La.-Lafayette	8-0	25-4		
1973	Atlantic Coast	North Caro. St.	12-0	27-0		
1973	Middle Atlantic (E)	St. Joseph's	6-0	22-6		
1973	Pacific-8	UCLA	14-0	30-0		
1973	Southland	La.-Lafayette	12-0	24-5		
1974	Atlantic Coast	North Caro. St.	12-0	30-1		
1974	Pacific Coast	Long Beach St.	12-0	24-2		
1975	Big Ten	Indiana	18-0	31-1		
1975	Southern	Furman	13-0	22-7		
1976	Big Ten	Indiana	18-0	32-0		
1976	Ivy	Princeton	14-0	22-5		
1977	Southwest	Arkansas	16-0	26-2		
1977	West Coast	San Francisco	14-0	29-2		
1978	East Coast (W)	Lafayette	10-0	23-8		
1978	Pacific-8	UCLA	14-0	25-3		
1979	East Coast	Temple	13-0	25-4		
1979	Missouri Valley	Indiana St.	16-0	33-1		
1979	New Jersey-New York 7	Rutgers	6-0	22-9		
1979	Southwestern	Alcorn St.	12-0	28-1		

Year	Conference	Team	Conference		Overall	
			W-L	W-L	W-L	W-L
1979	Sun Belt	South Ala.	10-0	20-7		
1980	Metro	Louisville	12-0	33-3		
1980	Southwestern	Alcorn St.	12-0	28-2		
1980	Trans America	La.-Monroe	6-0	17-11		
1981	East Coast (E)	American	11-0	24-6		
1982	East Coast	Temple	11-0	19-8		
1982	West Coast	Pepperdine	14-0	22-7		
1983	ECAC South	William & Mary	9-0	20-9		
1983	Metro	Louisville	12-0	32-4		
1983	Southwest	Houston	16-0	31-3		
1984	Atlantic 10	Temple	18-0	26-5		
1984	Atlantic Coast	North Carolina	14-0	28-3		
1984	ECAC North Atlantic	Northeastern	14-0	27-5		
1986	Missouri Valley	Bradley	16-0	32-3		
1987	Atlantic Coast	North Carolina	14-0	32-4		
1987	Gulf Star	Stephen F. Austin	10-0	22-6		
1987	Pacific Coast	UNLV	18-0	37-2		
1988	Atlantic 10	Temple	18-0	32-2		
1988	Metro Atlantic	La Salle	14-0	24-10		
1988	Mid-Eastern	N.C. A&T	16-0	26-3		
1988	West Coast	Loyola Marymount	14-0	28-4		
1990	Metro Atlantic	La Salle	16-0	30-2		
1991	Big West	UNLV	18-0	34-1		
1991	Ivy	Princeton	14-0	24-3		
1992	Big West	UNLV	18-0	26-2		
1992	North Atlantic	Delaware	14-0	27-4		
1992	West Coast	Pepperdine	14-0	24-7		
1993	Ivy	Penn	14-0	22-5		
1993	Mid-Eastern	Coppin St.	16-0	22-8		
1993	Sun Belt	New Orleans	18-0	26-4		
1994	Big Eight	Missouri	14-0	28-4		
1994	Ivy	Penn	14-0	25-3		
1994	Mid-Eastern	Coppin St.	16-0	22-8		
1995	American West	Southern Utah	6-0	17-11		
1995	Ivy	Penn	14-0	22-6		
1995	Midwestern	Xavier	14-0	23-5		
1996	Midwestern	Wis.-G.B.	16-0	25-4		
1996	Southeastern (E)	Kentucky	16-0	34-2		
1996	Southern	Davidson	14-0	25-5		
1996	Southwest	Texas Tech	14-0	30-2		
1997	Ivy	Princeton	14-0	24-4		
1997	Trans America (E)	Col. of Charleston	16-0	29-3		
1998	Ivy	Princeton	14-0	27-2		
1998	Western Athletic (P)	TCU	14-0	27-6		
1999	Atlantic Coast	Duke	16-0	37-2		
1999	Southern (S)	Col. of Charleston	16-0	28-3		
1999	Western Athletic (P)	Utah	14-0	28-5		
2000	Big West (E) Conference USA (A)	Utah St.	16-0	28-6		
2000	Ivy	Cincinnati	16-0	29-4		
2000	Big 12	Penn	14-0	21-8		
2002	Big Sky	Kansas	16-0	33-4		
2003	Ivy	Weber St.	14-0	26-6		
2003	Ivy	Penn	14-0	22-6		
2003	Southeastern	Kentucky	16-0	32-4		
2004	Atlantic 10 (E)	St. Joseph's	16-0	30-2		
2004	Ohio Valley	Austin Peay	16-0	22-10		
2004	West Coast	Gonzaga	14-0	28-3		
2005	Big West	Pacific	18-0	27-4		
2005	Southern (S)	Davidson	16-0	23-9		
2006	Atlantic 10	George Washington	16-0	27-3		
2006	Patriot	Bucknell	14-0	27-5		
2006	West Coast	Gonzaga	14-0	29-4		



# Division I Conference Alignment History

## CHANGES FOR 2006-07

Team	Old Conference	New Conference
Birmingham So.	Big South	Dropped Division I
Chicago St.	Mid-Continent	Independent
Fla. Atlantic	Atlantic Sun	Sun Belt
La.-Monroe	Southland	Sun Belt
DePaul	Conference USA	Big East
Tex. A&M-Corp. Chris.	Independent	Southland

## CHANGES FOR TEAMS NOT YET FULL-FLEDGE DIVISION I

Team	Status	New Conference
UC Davis	Reclassifying	Big West
Central Ark.	Reclassifying	Southland
Fla. Gulf Coast	Reclassifying	Atlantic Sun
Kennesaw St.	Reclassifying	Atlantic Sun
North Dakota St.	Reclassifying	Mid-Continent
North Fla.	Reclassifying	Atlantic Sun
Northern Colo.	Reclassifying	Big Sky
Presbyterian	Reclassifying	Big South
S.C. Upstate	Reclassifying	Atlantic Sun
South Dakota St.	Reclassifying	Mid-Continent
Utah Valley St.	Reclassifying	Western Athletic

## AMERICA EAST CONFERENCE (1980-present)

- ECAC North (1980-82)
- ECAC North Atlantic (1983-89)
- North Atlantic (1990-96)
- America East (1997-present)

Albany (N.Y.)	2002-present
Binghamton	2002-present
Boston U.	1980-present
Canisius	1980-89
Colgate	1980-90
Delaware	1992-2001
Drexel	1992-2001
Hartford	1986-present
Hofstra	1995-2001
Holy Cross	1980-83
Maine	1980-present
UMBC	2004-present
New Hampshire	1980-present
Niagara	1980-89
Northeastern	1980-2005
Rhode Island	1980
Siena	1985-89
Stony Brook	2002-present
Towson	1996-2001
Vermont	1980-present

## AMERICAN SOUTH CONFERENCE (1988-91)

Arkansas St.	1988-91
UCF	1991
Lamar	1988-91
Louisiana Tech	1988-91
New Orleans	1988-91
La.-Lafayette	1988-91
Tex.-Pan American	1988-91

## AMERICAN WEST CONFERENCE (1995-96)

Cal Poly	1995-96
Cal St. Northridge	1995-96
Sacramento St.	1995-96
Southern Utah	1995-96

## ATLANTIC COAST CONFERENCE (1954-present)

Boston College	2006-present
Clemson	1954-present
Duke	1954-present
Florida St.	1992-present
Georgia Tech	1980-present
Maryland	1954-present
Miami (Fla.)	2005-present
North Carolina	1954-present
North Carolina St.	1954-present

South Carolina	1954-71
Virginia	1954-present
Virginia Tech	2005-present
Wake Forest	1954-present

## ATLANTIC SUN CONFERENCE (1979-present)

### Trans america athletic (1979-2001)

Ark.-Little Rock	1981-91
Belmont	2002-present
Campbell	1995-present
Centenary (La.)	1979-99
UCF	1993-2005
Col. of Charleston	1993-98
East Tenn. St.	2006-present
Fla. Atlantic	1994-present
Florida Int'l	1992-98
Gardner-Webb	2003-present
Ga. Southern	1981-92
Georgia St.	1985-2005
Hardin-Simmons	1979-89
Houston Baptist	1979-89
Jacksonville	1999-present
Jacksonville St.	1996-2003
Lipscomb	2004-present
Mercer	1979-present
Nicholls St.	1983-84
La.-Monroe	1979-82
Northwestern St.	1981-84
Oklahoma City	1979
Samford	1979-2003
Southeastern La.	1992-97
Stetson	1987-present
Tex.-Pan American	1979-80
Troy	1998-2005

## ATLANTIC 10 CONFERENCE (1977-present)

### Eastern Collegiate Basketball League (1977-78)

### Eastern AA (1979-82)

### Eastern 8

### Atlantic 10 (1983-present)

Charlotte	2006-present
Dayton	1996-present
Duquesne	1977-92, 94-present
Fordham	1996-present
George Washington	1977-present
La Salle	1996-present
Massachusetts	1977-present
Penn St.	1977-79, 83-91
Pittsburgh	1977-82
Rhode Island	1981-present
Richmond	2002-present
Rutgers	1977-95
St. Bonaventure	1980-present
St. Joseph's	1983-present
St. Louis	2006-present
Temple	1983-present
Villanova	1977-80
Virginia Tech	1996-2000
West Virginia	1977-95
Xavier	1996-present

## BIG EAST CONFERENCE (1980-present)

Boston College	1980-2005
Cincinnati	2006-present
Connecticut	1980-present
DePaul	2006-present
Georgetown	1980-present
Louisville	2006-present
Marquette	2006-present
Miami (Fla.)	1992-2004
Notre Dame	1996-present
Pittsburgh	1983-present
Providence	1980-present
Rutgers	1996-present
St. John's (N.Y.)	1980-present
Seton Hall	1980-present
South Fla.	2006-present
Syracuse	1980-present
Villanova	1981-present
Virginia Tech	2001-2004

West Virginia	1996-present
---------------	--------------

## BIG EIGHT CONFERENCE (1908-96)

### Missouri Valley (1908-28)

### Big Six (1929-47)

### Big Seven (1948-58)

### Big Eight (1959-96)

Colorado	1948-96
Drake	1908-28
Grinnell	1919-28
Iowa St.	1908-96
Kansas	1908-96
Kansas St.	1914-96
Missouri	1908-96
Nebraska	1908-19, 21-96
Oklahoma	1920-96
Oklahoma St.	1926-28, 59-96
Washington-St. Louis	1908-10, 12-28

## BIG SKY CONFERENCE (1964-present)

Boise St.	1971-96
Cal St. Northridge	1997-2001
Eastern Wash.	1988-present
Gonzaga	1964-79
Idaho	1964-96
Idaho St.	1964-present
Montana	1964-present
Montana St.	1964-present
Nevada	1980-92
Northern Ariz.	1971-present
Portland St.	1999-present
Sacramento St.	1997-present
Weber St.	1964-present

## BIG SOUTH CONFERENCE (1986-present)

Armstrong Atlantic	1986-87
Augusta St.	1986-91
Birmingham-So.	2004-06
Campbell	1986-94
Charleston So.	1986-present
Coastal Caro.	1986-present
Davidson	1991-92
Elon	2000-2003
High Point	2000-present
Liberty	1992-present
UMBC	1993-98
UNC Asheville	1986-present
UNC Greensboro	1993-97
Radford	1986-present
Towson	1993-95
VMI	2004-present
Winthrop	1986-present

## BIG TEN CONFERENCE (1895-present)

### Intercollegiate Conference of Faculty Representatives

### Western Intercollegiate

### Big Nine (1947-48)

### Big Ten (1912-46, 49-present)

Chicago	1895-46
Illinois	1895-present
Indiana	1899-present
Iowa	1899-present
Michigan	1895-present
Michigan St.	1949-present
Minnesota	1895-present
Northwestern	1895-present
Ohio St.	1912-present
Penn St.	1993-present
Purdue	1895-present
Wisconsin	1895-present

## BIG 12 CONFERENCE (1997-present)

Baylor	1997-present
Colorado	1997-present
Iowa St.	1997-present
Kansas	1997-present

Kansas St.	1997-present
Missouri	1997-present
Nebraska	1997-present
Oklahoma	1997-present
Oklahoma St.	1997-present
Texas	1997-present
Texas A&M	1997-present
Texas Tech	1997-present

### BIG WEST CONFERENCE (1970-present)

#### Pacific Coast (1970-88)

#### Big West (1989-present)

Boise St.	1997-2001
UC Irvine	1978-present
UC Riverside	2002-present
UC Santa Barb.	1970-74, 77-present
Cal Poly	1997-present
Cal St. Fullerton	1975-present
Cal St. L.A.	1970-74
Cal St. Northridge	2002-present
Fresno St.	1970-92
Idaho	1997-2005
Long Beach St.	1970-present
Nevada	1993-2000
UNLV	1983-96
New Mexico St.	1984-2000
North Texas	1997-2000
Pacific	1972-present
San Diego St.	1970-78
San Jose St.	1970-96
Utah St.	1979-2005

### BORDER CONFERENCE (1932-40, 42-62)

Arizona	1932-40, 42-61
Arizona St.	1932-40, 42-43, 44-62
Hardin-Simmons	1942-43, 45-62
New Mexico	1932-40, 42, 45-51
New Mexico St.	1932-40, 42-62
Northern Ariz.	1932-40, 42-53
UTEP	1936-40, 42-43, 44-62
Texas Tech	1933-40, 42-56
West Tex. A&M	1942-43, 45-62

### COLONIAL ATHLETIC ASSOCIATION (1983-present)

American	1985-2001
Delaware	2002-present
Drexel	2002-present
East Caro.	1983-2001
George Mason	1983-present
Georgia St.	2006-present
Hofstra	2002-present
James Madison	1983-present
Navy	1983-91
UNC Wilmington	1985-present
Northeastern	2006-present
Old Dominion	1992-present
Richmond	1983-2001
Towson	2002-present
VCU	1996-present
William & Mary	1983-present

### CONFERENCE USA (1996-present)

UAB	1996-present
UCF	2006-present
Charlotte	1996-2005
Cincinnati	1996-2005
DePaul	1996-2005
East Caro.	2002-present
Houston	1997-present
Louisville	1996-2005
Marquette	1996-2005
Marshall	2006-present
Memphis	1996-present
Rice	2006-present
St. Louis	1996-2005
South Fla.	1996-2005
SMU	2006-present
Southern Miss.	1996-present
UTEP	2006-present
TCU	2002-05
Tulane	1996-present
Tulsa	2006-present

### EAST COAST CONFERENCE (1959-92, 94)

#### Middle Atlantic (1959-74)

#### East Coast (1975-92, 94)

American	1967-84
Brooklyn	1992
Bucknell	1959-90
Buffalo	1992, 94
Central Conn. St.	1991-92, 94
Chicago St.	1994
Delaware	1959-91
Drexel	1959-91
Gettysburg	1959-74
Hofstra	1966-92, 94
Lafayette	1959-90
La Salle	1959-83
Lehigh	1959-90
UMBC	1991-92
Muhlenberg	1959-64
Northeastern Ill.	1994
Rider	1967-92
Rutgers	1959-62
St. Joseph's	1959-82
Temple	1959-82
Towson	1983-92
Troy	1994
West Chester	1966-67, 69-74

### EASTERN INTERCOLLEGIATE CONFERENCE (1933-39)

Bucknell	1934
Carnegie Mellon	1933-39
Georgetown	1933-39
Penn St.	1936-39
Pittsburgh	1933-39
Temple	1933-39
West Virginia	1933-39

### GREAT MIDWEST CONFERENCE (1992-95)

UAB	1992-95
Cincinnati	1992-95
Dayton	1994-95
DePaul	1992-95
Marquette	1992-95
Memphis	1992-95
St. Louis	1992-95

### GULF STAR CONFERENCE (1985-87)

Nicholls St.	1985-87
Northwestern St.	1985-87
Sam Houston St.	1985-87
Southeastern La.	1985-87
Stephen F. Austin	1985-87
Texas St.	1985-87

### HORIZON LEAGUE (1980-present)

#### Midwestern Collegiate (1980-2001)

Butler	1980-present
Cleveland St.	1995-present
Dayton	1989-93
Detroit	1981-present
Duquesne	1993
Evansville	1980-94
Ill.-Chicago	1995-present
La Salle	1993-95
Loyola (Ill.)	1980-present
Marquette	1990-91
Northern Ill.	1995-97
Oklahoma City	1980-85
Oral Roberts	1980-87
St. Louis	1983-91
Wis.-Green Bay	1995-present
Wis.-Milwaukee	1995-present
Wright St.	1995-present
Xavier	1980-95
Youngstown St.	2002-present

### IVY GROUP (1902-08, 11-18, 20-present)

#### Eastern Intercollegiate League

Brown	1954-present
Columbia	1902-08, 11-18, 20-present
Cornell	1902-08, 11-18, 20-present
Dartmouth	1912-18, 20-present
Harvard	1902-04, 06-07, 34-43, 47-present
Penn	1904-08, 11-18, 20-present
Princeton	1902-08, 11-18, 20-44, 46-present
Yale	1902-08, 11-18, 20-43, 47-present

### METRO ATLANTIC ATHLETIC CONFERENCE (1982-present)

Army	1982-90
Canisius	1990-present
Fairfield	1982-present
Fordham	1982-90
Holy Cross	1984-90
Iona	1982-present
La Salle	1984-92
Loyola (Md.)	1990-present
Manhattan	1982-present
Marist	1998-present
Niagara	1990-present
Rider	1998-present
St. Peter's	1982-present
Siena	1990-present

### METROPOLITAN COLLEGIATE ATHLETIC CONFERENCE (1976-95)

Charlotte	1992-95
Cincinnati	1976-91
Florida St.	1977-91
Georgia Tech	1976-78
Louisville	1976-95
Memphis	1976-91
St. Louis	1976-82
South Carolina	1984-91
South Fla.	1992-95
Southern Miss.	1983-95
Tulane	1976-85, 90-95
VCU	1992-95
Virginia Tech	1979-95

### METROPOLITAN COLLEGIATE CONFERENCE (1966-69)

Fairleigh Dickinson	1966-69
Hofstra	1966-69
Iona	1966-69
Long Island	1966-69
Manhattan	1966-69
New York U.	1966-67
St. Francis (N.Y.)	1966-68
St. Peter's	1966-69
Seton Hall	1966-69
Wagner	1966-69

### METROPOLITAN NEW YORK CONFERENCE (1943, 46-63)

Brooklyn	1943, 46-63
CCNY	1943, 46-63
Fordham	1943, 46-63
Hofstra	1943
Manhattan	1943, 46-63
New York U.	1943, 46-63
St. Francis (N.Y.)	1943, 46-63
St. John's (N.Y.)	1943, 46-63

### MID-AMERICAN CONFERENCE (1947-present)

Akron	1993-present
Ball St.	1976-present
Bowling Green	1954-present
Buffalo	1999-present
Butler	1947-50
Case Reserve	1947-55
Central Mich.	1973-present
Cincinnati	1947-53

Eastern Mich.	1975-present
Kent St.	1952-present
Marshall	1954-69, 98-2005
Miami (Ohio)	1948-present
Northern Ill.	1976-86, 98-present
Ohio	1947-present
Toledo	1952-present
Wayne St. (Mich.)	1947
Western Mich.	1948-present

### MID-CONTINENT CONFERENCE (1983-present)

Akron	1991-92
Buffalo	1995-98
Centenary (La.)	2004-present
Central Conn. St.	1995-97
Chicago St.	1995-2006
Cleveland St.	1983-94
Eastern Ill.	1983-96
Ill.-Chicago	1983-94
IUPUI	1999-present
UMKC	1995-present
Missouri St.	1983-90
Northeastern Ill.	1995-98
Northern Ill.	1991-94
UNI	1983-91
Oakland	2000-present
Oral Roberts	1998-present
Southern Utah	1998-present
Troy	1995-97
Valparaiso	1983-present
Western Ill.	1983-present
Wis.-Green Bay	1983-94
Wis.-Milwaukee	1994
Wright St.	1992-94
Youngstown St.	1993-2001

### MID-EASTERN ATHLETIC CONFERENCE (1972-present)

Bethune-Cookman	1981-present
Coppin St.	1986-present
Delaware St.	1972-87, 89-present
Florida A&M	1981-83, 88-present
Hampton	1996-present
Howard	1972-present
Md.-East. Shore	1972-79, 83-present
Morgan St.	1972-80, 85-present
Norfolk St.	1998-present
N.C. A&T	1972-present
N.C. Central	1972-80
South Carolina St.	1972-present

### MISSOURI VALLEY CONFERENCE (1908-present)

Bradley	1949-51, 56-present
Builer	1933-34
Cincinnati	1958-70
Creighton	1928-43, 46-48, 78-present
Detroit	1950-57
Drake	1908-51, 57-present
Evansville	1995-present
Grinnell	1919-39
Houston	1951-60
Illinois St.	1982-present
Indiana St.	1978-present
Iowa St.	1908-28
Kansas	1908-28
Kansas St.	1914-28
Louisville	1965-75
Memphis	1968-73
Missouri	1908-28
Missouri St.	1991-present
Nebraska	1908-19, 21-28
New Mexico St.	1973-83
North Texas	1958-75
UNI	1992-present
Oklahoma	1920-28
Oklahoma St.	1926-57
St. Louis	1938-43, 45-74
Southern Ill.	1976-present
Tulsa	1935-96
Washburn	1935-41
Washington-St. Louis	1908-10, 12-47
West Tex. A&M	1973-86
Wichita St.	1946-present

### MOUNTAIN STATES CONFERENCE (1911-43, 46-62)

**Also known as:**  
**Rocky Mountain (1911-37)**  
**Big Seven (1938-43, 46-47)**  
**Skyline Six (1948-51)**  
**Skyline Eight (1952-62)**  
**Mountain States (1938-43, 46-62)**

Brigham Young	1924-42, 46-62
Colorado	1911-42, 46-47
Colorado Col.	1911-37
Colorado Mines	1911-37
Colorado St.	1911-22, 24-42, 46-62
Denver	1911-42, 46-62
Montana	1952-62
Montana St.	1925-37
New Mexico	1952-62
Northern Colo.	1925-37
Utah	1924-42, 46-62
Utah St.	1924-42, 46-62
Western St.	1925-37
Wyoming	1923-43, 46-62

### MOUNTAIN WEST CONFERENCE (2000-present)

Air Force	2000-present
Brigham Young	2000-present
Colorado St.	2000-present
UNLV	2000-present
New Mexico	2000-present
San Diego St.	2000-present
TCU	2006-present
Utah	2000-present
Wyoming	2000-present

### NEW JERSEY-NEW YORK 7 CONFERENCE (1977-79)

Columbia	1977-79
Fordham	1977-79
Manhattan	1977-79
Princeton	1977-79
Rutgers	1977-79
St. John's (N.Y.)	1977-79
Seton Hall	1977-79

### NORTHEAST CONFERENCE (1982-present)

**ECAC Metro (1982-88)**  
**Northeast (1989-present)**

Baltimore	1982-83
Central Conn. St.	1998-present
Fairleigh Dickinson	1982-present
Long Island	1982-present
Loyola (Md.)	1982-89
Marist	1982-97
UMBC	1999-2003
Monmouth	1986-present
Mt. St. Mary's	1990-present
Quinnipiac	1999-present
Rider	1993-97
Robert Morris	1982-present
Sacred Heart	2000-present
St. Francis (N.Y.)	1982-present
St. Francis (Pa.)	1982-present
Siena	1982-84
Towson	1982
Wagner	1982-present

### OHIO VALLEY CONFERENCE (1949-present)

Akron	1981-87
Austin Peay	1964-present
East Tenn. St.	1958-78
Eastern Ill.	1997-present
Eastern Ky.	1949-present
Evansville	1949-52
Jacksonville St.	2004-present
Louisville	1949
Marshall	1949-52
Middle Tenn.	1953-2000
Morehead St.	1949-present
Murray St.	1949-present
Samford	2004-present
Southeast Mo. St.	1992-present
Tenn.-Martin	1993-present

Tennessee St.	1988-present
Tennessee Tech	1949-present
Western Ky.	1949-82
Youngstown St.	1982-88

### PACIFIC-10 CONFERENCE (1916-17, 19-present)

**Pacific Coast (1916-59)**  
**Big Five (1960-62)**  
**Big Six (1963)**  
**Athletic Association of Western Universities—AAWU (1963-68)**  
**Pacific 8 (1969-78)**  
**Pacific-10 (1979-present)**

Arizona	1979-present
Arizona St.	1979-present
California	1916-17, 19-present
Idaho	1922-59
Montana	1924-29
Oregon	1917, 19-59, 65-present
Oregon St.	1916-17, 19-59, 65-present
Southern California	1922-24, 26-present
Stanford	1917, 19-43, 46-present
UCLA	1928-present
Washington	1916-17, 19-present
Washington St.	1917, 19-59, 64-present

### PATRIOT LEAGUE (1991-present)

American	2002-present
Army	1991-present
Bucknell	1991-present
Colgate	1991-present
Fordham	1991-95
Holy Cross	1991-present
Lafayette	1991-present
Lehigh	1991-present
Navy	1992-present

### SOUTHEASTERN CONFERENCE (1933-present)

Alabama	1933-43, 45-present
Arkansas	1992-present
Auburn	1933-43, 45-present
Florida	1933-43, 45-present
Georgia	1933-present
Georgia Tech	1933-64
Kentucky	1933-52, 54-present
LSU	1933-present
Mississippi	1933-43, 45-present
Mississippi St.	1933-43, 45-present
Sewanee	1933-40
South Carolina	1992-present
Tennessee	1933-43, 45-present
Tulane	1933-66
Vanderbilt	1933-present

### SOUTHERN CONFERENCE (1922-present)

**Southern Intercollegiate Athletic Association—SIAA (1895-1921)**

Alabama	1922-32
Appalachian St.	1973-present
Auburn	1922-32
Col. of Charleston	1999-present
Chattanooga	1977-present
Citadel	1937-present
Clemson	1922-53
Davidson	1937-88, 93-present
Duke	1929-53
East Caro.	1966-77
East Tenn. St.	1979-2005
Elon	2004-present
Florida	1923-32
Furman	1937-42, 45-present
George Washington	1942-43, 46-70
Georgia	1922-32
Ga. Southern	1993-present
Georgia Tech	1922-32
Kentucky	1922-32
LSU	1923-32
Marshall	1977-97
Maryland	1924-53
Mississippi	1923-32
Mississippi St.	1922-30, 32
North Carolina	1922-53
UNC Greensboro	1998-present

North Carolina St.	1922-53
Richmond	1937-76
Sewanee	1924-32
South Carolina	1923-53
Tennessee	1922-32
Tulane	1923-32
Vanderbilt	1923-32
Virginia	1922-37
VMI	1926-2003
Virginia Tech	1922-65
Wake Forest	1937-43, 45-53
Wash. & Lee	1922-43, 46-58
West Virginia	1951-68
Western Caro.	1977-present
William & Mary	1937-77
Wofford	1998-present

### SOUTHLAND CONFERENCE (1964-present)

Abilene Christian	1964-73
Arkansas St.	1964-87
Lamar	1964-87, 99-present
La.-Lafayette	1972-82
La.-Monroe	1983-2006
Louisiana Tech	1972-87
McNeese St.	1973-present
Nicholls St.	1992-present
North Texas	1983-96
Northwestern St.	1988-present
Sam Houston St.	1988-present
Southeastern La.	1998-present
Stephen F. Austin	1988-present
Texas-Arlington	1964-86, 88-present
Texas-San Antonio	1992-present
Tex. A&M-Corp. Chris.	2007-present
Texas St.	1988-present
Trinity (Tex.)	1964-72

### SOUTHWEST CONFERENCE (1915-96)

Arkansas	1924-91
Baylor	1915-96
Houston	1976-96
Oklahoma St.	1918, 22-25
Phillips	1920
Rice	1915-16, 18-96
SMU	1919-96
Southwestern (Tex.)	1915-16
Texas	1915-96
Texas A&M	1915-96
TCU	1924-96
Texas Tech	1958-96

### SOUTHWESTERN ATHLETIC CONFERENCE (1978-present)

Alabama A&M	2000-present
Alabama St.	1983-present
Alcorn St.	1978-present
Ark.-Pine Bluff	1999-present
Grambling	1978-present
Jackson St.	1978-present
Mississippi Val.	1978-present
Prairie View	1978-present
Southern U.	1978-present
Texas Southern	1978-present

### SUN BELT CONFERENCE (1977-present)

UAB	1980-91
Ark.-Little Rock	1992-present
Arkansas St.	1992-present
UCF	1992
Charlotte	1977-91
Denver	2000-present
Florida Int'l	1999-present
Georgia St.	1977-81
Jacksonville	1977-98
Lamar	1992-98
La.-Lafayette	1992-present
La.-Monroe	2007-present
Louisiana Tech	1992-2001
Middle Tenn.	2001-present
New Mexico St.	2001-05
New Orleans	1977-80, 92-present
North Texas	2001-present
Old Dominion	1983-91
South Ala.	1977-present
South Fla.	1977-91
Tex.-Pan American	1992-98
Troy	2006-present
VCU	1980-91
Western Ky.	1983-present

### WEST COAST CONFERENCE (1953-present)

UC Santa Barb.	1965-69
Fresno St.	1956-57
Gonzaga	1980-present
Loyola Marymount	1956-present
Nevada	1970-79
UNLV	1970-75
Pacific	1953-71
Pepperdine	1956-present

Portland	1977-present
St. Mary's (Cal.)	1953-present
San Diego	1980-present
San Francisco	1953-82, 86-present
San Jose St.	1953-69
Santa Clara	1953-present
Seattle	1972-80

### WESTERN ATHLETIC CONFERENCE (1963-present)

Air Force	1981-99
Arizona	1963-78
Arizona St.	1963-78
Boise St.	2002-present
Brigham Young	1963-99
Colorado St.	1970-99
Fresno St.	1993-present
Hawaii	1980-present
Idaho	2006-present
Louisiana Tech	2002-present
Nevada	2001-present
UNLV	1997-99
New Mexico	1963-99
New Mexico St.	2006-present
Rice	1997-99
San Diego St.	1979-present
San Jose St.	1997-present
SMU	1997-2005
UTEP	1970-2005
TCU	1997-2001
Tulsa	1997-2005
Utah	1963-99
Utah St.	2006-present
Wyoming	1963-99

### WESTERN NEW YORK LITTLE THREE CONFERENCE (1947-51, 53-58)

Canisius	1947-51, 53-58
Niagara	1947-51, 53-58
St. Bonaventure	1947-51, 53-58

### YANKEE CONFERENCE (1938-43, 46-76)

Boston U.	1973-76
Connecticut	1938-43, 46-76
Maine	1938-43, 46-76
Massachusetts	1947-76
New Hampshire	1938-43, 46-76
Northeastern	1938-43, 46
Rhode Island	1938-43, 46-76
Vermont	1947-76

## Division I Alignment History

Abilene Christian	1971-73
Air Force	1958-present
Akron	1948-50, 1981-present
Alabama	1948-present
UAB	1980-present
Alabama A&M	2000-present
Alabama St.	1983-present
Albany (N.Y.)	2000-present
Alcorn St.	1978-present
Alliant Int'l	1982-91
American	1967-present
Appalachian St.	1974-present
Arizona	1948, 1951-present
Arizona St.	1951-present
Arkansas	1948-present
Ark.-Little Rock	1979-present
Ark.-Pine Bluff	1999-present
Arkansas St.	1971-present
Armstrong Atlantic	1987
Army	1948-present
Auburn	1948-present
Augusta	1985-91
Austin Peay	1964-present
Baldwin-Wallace	1948-53
Ball St.	1972-present

Baltimore	1979-83
Baylor	1948-present
Belmont	2000-present
Bethune-Cookman	1981-present
Binghamton	2002-present
Birmingham-So.	2004-06
Boise St.	1972-present
Boston College	1948-present
Boston U.	1948-49, 1958-present
Bowling Green	1948-present
Bradley	1948-present
Brigham Young	1948-present
Brooklyn	1948-49, 1983-92
Brown	1948-present
Bucknell	1948-present
Buffalo	1974-77, 1992-present
Butler	1948-present
California	1948-present
UC Irvine	1978-present
UC Riverside	2002-present
UC Santa Barb.	1964-present
Cal Poly	1995-present
Cal St. Fullerton	1975-present
Cal St. L.A.	1971-75
Cal St. Northridge	1991-present

Campbell	1978-present
Canisius	1948-present
Case Reserve	1948-55
Catholic	1977-81
Centenary (La.)	1960-present
Central Conn. St.	1987-present
UCF	1985-present
Central Mich.	1974-present
Col. of Charleston	1992-present
Charleston So.	1975-present
Charlotte	1973-present
Chattanooga	1978-present
Chicago St.	1985-present
Cincinnati	1948-present
Citadel	1948-present
CCNY	1948-53
Clemson	1948-present
Cleveland St.	1973-present
Coastal Caro.	1987-present
Colgate	1948-present
Colorado	1948-present
Colorado St.	1948-present
Columbia	1948-present
Connecticut	1948, 1952-present
Coppin St.	1986-present



Cornell	1948-present	Long Island	1948-51, 1969-present	Pittsburgh	1948-present
Creighton	1948-56, 1960-present	La.-Lafayette	1972-73, 1976-present	Portland	1954-present
Dartmouth	1948-present	La.-Monroe	1974-present	Portland St.	1973-81, 1999-present
Davidson	1948-present	LSU	1948-present	Prairie View	1981-present
Dayton	1948-present	Louisiana Tech	1974-present	Princeton	1948-present
Delaware	1958-present	Louisville	1948-present	Providence	1949, 1958-present
Delaware St.	1974-present	Loyola Marymount	1950-present	Purdue	1948-present
Denver	1948-80, 1999-present	Loyola (Ill.)	1948-present	Quinnipiac	1999-present
DePaul	1948-present	Loyola (La.)	1952-53, 1955-72	Radford	1985-present
Detroit	1948-present	Loyola (Md.)	1948-50, 1982-present	Regis	1962-64
Drake	1948-present	Maine	1962-present	Rhode Island	1948-present
Drexel	1974-present	Manhattan	1948-present	Rice	1948-present
Duke	1948-present	Marist	1982-present	Richmond	1948-present
Duquesne	1948-present	Marquette	1948-present	Rider	1968-present
East Caro.	1965-present	Marshall	1948, 1954-present	Robert Morris	1977-present
East Tenn. St.	1959-present	Maryland	1948-present	Rutgers	1948-present
Eastern Ill.	1982-present	UMBC	1987-present	Sacramento St.	1992-present
Eastern Ky.	1948, 1952-present	Md.-East. Shore	1974-75, 1982-present	Sacred Heart	2000-present
Eastern Mich.	1974-present	Massachusetts	1962-present	St. Bonaventure	1948-present
Eastern Wash.	1984-present	McNeese St.	1974-present	St. Francis (N.Y.)	1948-present
Elon	2000-present	Memphis	1956-present	St. Francis (Pa.)	1956-present
Evansville	1978-present	Mercer	1974-present	St. John's (N.Y.)	1948-present
Fairfield	1965-present	Miami (Fla.)	1949-53, 1955-71,	St. Joseph's	1948-present
Fairleigh Dickinson	1968-present		1986-present	St. Louis	1948-present
Florida	1948-present	Miami (Ohio)	1948-present	St. Mary's (Cal.)	1948-present
Florida A&M	1979-present	Michigan	1948-present	St. Peter's	1965-present
Fla. Atlantic	1994-present	Michigan St.	1948-present	Sam Houston St.	1987-present
Florida Int'l	1988-present	Middle Tenn.	1959-present	Samford	1973-present
Florida St.	1957-present	Minnesota	1948-present	San Diego	1980-present
Fordham	1948-present	Mississippi	1948-present	San Diego St.	1971-present
Fresno St.	1956-58, 1971-present	Mississippi St.	1948-present	San Francisco	1948-82, 1986-present
Furman	1948-present	Mississippi Val.	1980-present	San Jose St.	1953-present
Gardner-Webb	2003-present	Missouri	1948-present	Santa Clara	1948-present
George Mason	1979-present	UMKC	1990-present	Savannah St.	2003-present
George Washington	1948-present	Missouri St.	1983-present	Scranton	1948
Georgetown	1948-present	Monmouth	1984-present	Seattle	1953-80
Georgia	1948-present	Montana	1948, 1952-present	Seton Hall	1948-present
Ga. Southern	1974-present	Montana St.	1948, 1958-present	Siena	1948-49, 1951-60,
Georgia St.	1974-present	Morehead St.	1956-present		1977-present
Georgia Tech	1948-present	Morgan St.	1985-present	South Ala.	1972-present
Gettysburg	1948-51, 1959-73	Morris Brown	2002-03	South Carolina	1948-present
Gonzaga	1953-present	Mt. St. Mary's	1989-present	South Carolina St.	1974-present
Grambling	1978-present	Muhlenberg	1948-63	South Fla.	1974-present
Hamline	1948	Murray St.	1954-present	Southeast Mo. St.	1992-present
Hampton	1996-present	Navy	1948-present	Southeastern La.	1981-89, 1991-present
Hardin-Simmons	1951-63, 1965-90	Nebraska	1948-present	Southern U.	1978-present
Hartford	1985-present	UNLV	1970-present	Southern California	1948-present
Harvard	1948-present	Nevada	1948, 1970-present	Southern Ill.	1968-present
Hawaii	1971-present	New Hampshire	1962-present	SMU	1948-present
High Point	2000-present	New Mexico	1951-present	Southern Miss.	1969, 1973-present
Hofstra	1967-present	New Mexico St.	1951-present	Southern Utah	1989-present
Holy Cross	1948-present	New Orleans	1976-present	Stanford	1948-present
Houston	1951-present	New York U.	1948-71; 84	Stephen F. Austin	1987-present
Houston Baptist	1974-89	Niagara	1948-present	Stetson	1972-present
Howard	1974-present	Nicholls St.	1981-present	Stony Brook	2000-present
Idaho	1948-present	Norfolk St.	1998-present	Syracuse	1948-present
Idaho St.	1959-present	North Carolina	1948-present	Temple	1948-present
Illinois	1948-present	UNC Asheville	1987-present	Tennessee	1948-present
Ill.-Chicago	1982-present	UNC Greensboro	1992-present	Tenn.-Martin	1993-present
Illinois St.	1972-present	UNC Wilmington	1977-present	Tennessee St.	1978-present
Indiana	1948-present	N.C. A&T	1974-present	Tennessee Tech	1956-present
IPFW	2003-present	North Carolina St.	1948-present	Texas	1948-present
IUPUI	1999-present	North Texas	1958-present	Texas-Arlington	1969-present
Indiana St.	1948, 1972-present	Northeastern	1973-present	UTEP	1951-present
Iona	1954-present	Northeastern Ill.	1991-98	Tex.-Pan American	1969-present
Iowa	1948-present	Northern Ariz.	1951-53, 1972-present	Texas-San Antonio	1982-present
Iowa St.	1948-present	Northern Colo.	1974-78	Texas A&M	1948-present
Jackson St.	1978-present	Northern Ill.	1968-present	Tex. A&M-Corp. Chris.	1973, 2003-present
Jacksonville	1967-present	UNI	1981-present	TCU	1948-present
Jacksonville St.	1996-present	Northwestern	1948-present	Texas Southern	1978-present
James Madison	1977-present	Northwestern St.	1977-present	Texas St.	1985-present
John Carroll	1948-55	Notre Dame	1948-present	Texas Tech	1951-present
Kansas	1948-present	Oakland	2000-present	Texas Wesleyan	1948
Kansas St.	1948-present	Ohio	1948-present	Toledo	1948-present
Kent St.	1948, 1952-present	Ohio St.	1948-present	Towson	1980-present
Kentucky	1948-52, 1954-present	Oklahoma	1948-present	Trinity (Tex.)	1971-73
Ky. Wesleyan	1957-58	Oklahoma City	1951-85	Troy	1994-present
La Salle	1948-present	Oklahoma St.	1948-present	Tulane	1948-85, 1990-present
Lafayette	1948-present	Old Dominion	1977-present	Tulsa	1948-present
Lamar	1970-present	Oral Roberts	1972-89, 1994-present	UCLA	1948-present
Lawrence Tech	1948	Oregon	1948-present	Utah	1948-present
Lehigh	1948-present	Oregon St.	1948-present	Utah St.	1948-present
Liberty	1989-present	Pacific	1954-present	Utica	1982-87
Lipscomb	2004-present	Penn	1948-present	Valparaiso	1948-58, 1977-present
Long Beach St.	1970-present	Penn St.	1948-present	Vanderbilt	1948-present
		Pepperdine	1956-present	Vermont	1962-present
				Villanova	1948-present

Virginia	1948-present
VCU	1974-present
VMI	1948-present
Virginia Tech	1948-present
Wagner	1977-present
Wake Forest	1948-present
Washington	1948-present
Washington-St. Louis	1948-50, 1954-60
Wash. & Lee	1948-59
Washington St.	1948-present
Wayne St. (Neb.)	1948-50

Weber St.	1964-present
West Chester	1974-82
West Texas	1951-86
West Virginia	1948-present
Western Caro.	1977-present
Western Ill.	1982-present
Western Ky.	1948-present
Western Mich.	1948-present
Wichita St.	1948-present
William & Mary	1948-present
Winthrop	1987-present

Wisconsin	1948-present
Wis.-Green Bay	1982-present
Wis.-Milwaukee	1974-80, 1991-present
Wofford	1996-present
Wright St.	1988-present
Wyoming	1948-present
Xavier	1948-present
Yale	1948-present
Youngstown St.	1948, 1982-present

## 2006 Division II Conference Standings

### CALIFORNIA COLLEGIATE ATHLETIC ASSOCIATION

	Conference			Full Season		
	W	L	Pct.	W	L	Pct.
Sonoma St.	16	4	.800	18	9	.667
Cal St. Bakersfield	15	5	.750	21	8	.724
Cal Poly Pomona	13	7	.650	17	10	.630
UC San Diego	12	8	.600	15	14	.517
Cal St. San B'dino	12	8	.600	13	13	.500
Cal St. Stanislaus	11	9	.550	14	13	.519
Cal St. Dom. Hills	8	12	.400	11	16	.407
Cal St. Chico	8	12	.400	9	18	.333
Cal St. L.A.	7	13	.350	10	17	.370
Cal St. Monterey Bay*	7	13	.350	10	20	.333
San Fran. St.	1	19	.050	1	26	.037

### CAROLINAS-VIRGINIA ATHLETIC CONFERENCE

	Conference			Full Season		
	W	L	Pct.	W	L	Pct.
Barton #	18	2	.900	28	4	.875
Mount Olive	16	4	.800	25	7	.781
Queens (N.C.)	12	8	.600	18	10	.643
Pfeiffer	12	8	.600	18	11	.621
Limestone	12	8	.600	15	14	.517
Belmont Abbey	10	10	.500	13	15	.464
St. Andrews	9	11	.450	12	16	.429
Erskine	8	12	.400	11	17	.393
Coker	5	15	.250	7	21	.250
Lees-McRae	4	16	.200	7	22	.241
Anderson (S.C.)	4	16	.200	6	21	.222

### CENTRAL ATLANTIC COLLEGIATE CONFERENCE

	Conference			Full Season		
	W	L	Pct.	W	L	Pct.
Bloomfield #	17	5	.773	21	10	.677
Philadelphia U.	15	7	.682	20	11	.645
Caldwell	14	8	.636	18	13	.581
Holy Family	12	10	.545	17	14	.548
Felician	11	11	.500	13	15	.464
Nyack	11	11	.500	13	16	.448
Goldney Beacom	10	12	.455	15	12	.556
Dominican (N.Y.)	10	12	.455	13	17	.433
Phila. Sciences	10	12	.455	12	16	.429
Post	10	12	.455	11	17	.393
Wilmington (Del.)	7	15	.318	7	20	.259
NJIT	5	17	.227	8	19	.296

### CENTRAL INTERCOLLEGIATE ATHLETIC ASSOCIATION

	Conference			Full Season		
	W	L	Pct.	W	L	Pct.
<b>Eastern Division</b>						
Virginia Union #	9	1	.900	30	4	.882
Bowie St.	6	4	.600	19	11	.633
Elizabeth City St.	4	6	.400	14	15	.483
Virginia St.	4	6	.400	9	20	.310
Shaw	4	6	.400	7	20	.259
St. Paul's	3	7	.300	11	17	.393
<b>Western Division</b>						
Johnson C. Smith	8	2	.800	23	8	.742
St. Augustine's	8	2	.800	19	7	.731
Winston-Salem	6	4	.600	19	10	.655
N.C. Central	5	5	.500	10	18	.357
Fayetteville St.	3	7	.300	14	13	.519
Livingstone	0	10	.000	7	21	.250

### EAST COAST CONFERENCE

	Conference			Full Season		
	W	L	Pct.	W	L	Pct.
Adelphi #	19	1	.950	27	5	.844
Bridgeport	17	3	.850	23	11	.676
Queens (N.Y.)	16	4	.800	21	8	.724
Molloy	11	9	.550	12	16	.429
Concordia (N.Y.)	9	11	.450	11	18	.379
C.W. Post	9	11	.450	13	15	.464
New Haven	8	12	.400	10	18	.357
St. Thomas Aquinas	8	12	.400	12	16	.429
Dowling	5	15	.250	6	21	.222
Mercy	4	16	.200	6	20	.231
NYIT	4	16	.200	5	22	.185

### GREAT LAKES INTERCOLLEGIATE ATHLETIC CONFERENCE

	Conference			Full Season		
	W	L	Pct.	W	L	Pct.
<b>North Division</b>						
Grand Valley St. #	16	2	.889	28	4	.875
Ferris St.	13	5	.722	18	13	.581
Northern Mich.	13	5	.722	17	11	.607
Michigan Tech	10	8	.556	14	14	.500
Saginaw Valley	4	14	.222	9	18	.333
Lake Superior St.	3	15	.167	6	21	.222
Northwood	2	16	.111	7	20	.259
<b>South Division</b>						
Findlay	15	2	.882	25	5	.833
Ashland	10	7	.588	19	10	.655
Mercyhurst	9	8	.529	19	9	.679
Hillsdale	7	10	.412	12	16	.429
Gannon	6	11	.353	12	15	.444
Wayne St. (Mich.)	6	11	.353	11	14	.440

### GREAT LAKES VALLEY CONFERENCE

	Conference			Full Season		
	W	L	Pct.	W	L	Pct.
<b>West Division</b>						
Quincy	14	5	.737	22	10	.688
Drury	14	5	.737	21	9	.700
SIU-Edwardsville	14	5	.737	25	8	.758
Southern Ind.	14	5	.737	27	7	.794
Rockhurst	8	11	.421	12	15	.444
Mo.-St. Louis	7	12	.368	14	13	.519
Mo.-Rolla	0	19	.000	2	25	.074
<b>East Division</b>						
St. Joseph's (Ind.) ..#	17	2	.895	31	3	.912
Northern Ky.	12	7	.632	17	11	.607
Bellarmine	11	8	.579	14	14	.500
Wis.-Parkside	8	11	.421	15	13	.536
Lewis	7	12	.368	13	14	.481
Ky. Wesleyan	4	15	.211	7	19	.269
Indianapolis	3	16	.158	4	23	.148

### GREAT NORTHWEST ATHLETIC CONFERENCE

	Conference			Full Season		
	W	L	Pct.	W	L	Pct.
Seattle Pacific #	14	4	.778	26	6	.813
Western Wash.	13	5	.722	23	7	.767
Humboldt St.	11	7	.611	17	10	.630
Alas. Anchorage	10	8	.556	19	12	.613
Alas. Fairbanks	10	8	.556	17	10	.630
Central Wash.	10	8	.556	15	13	.536
Seattle	9	9	.500	16	11	.593
Northwest Nazarene	7	11	.389	12	15	.444
Western Ore.	4	14	.222	9	18	.333
St. Martin's	2	16	.111	7	20	.259

### GULF SOUTH CONFERENCE

	Conference			Full Season		
	W	L	Pct.	W	L	Pct.
<b>East Division</b>						
Montevallo	12	2	.857	29	5	.853
Ala.-Huntsville	10	4	.714	22	8	.733
North Ala.	9	5	.643	18	11	.621
Valdosta St.	7	7	.500	17	11	.607
West Ga.	7	7	.500	19	10	.655
Lincoln Memorial	4	10	.286	7	20	.259
West Ala.	4	10	.286	13	14	.481
West Fla.	3	11	.214	14	13	.519
<b>West Division</b>						
Delta St. #	16	0	1.000	30	2	.938
Ark.-Monticello	11	5	.688	21	11	.656
Central Ark.	10	6	.625	18	10	.643
Henderson St.	10	6	.625	15	12	.556
Christian Bros.	9	7	.563	15	13	.536
Harding	7	9	.438	16	11	.593
Ouachita Baptist	4	12	.250	12	17	.414
Southern Ark.	3	13	.188	6	21	.222
Arkansas Tech	2	14	.125	11	16	.407

### HEARTLAND CONFERENCE

	Conference			Full Season		
	W	L	Pct.	W	L	Pct.
St. Edward's #	9	3	.750	21	9	.700
Mont. St.-Billings	9	3	.750	20	8	.714
Okla. Panhandle	7	5	.583	10	18	.357
Western N.M.	7	5	.583	9	20	.310
St. Mary's (Tex.)	7	5	.583	14	14	.500
Lincoln (Mo.)	3	9	.250	8	19	.296
Incarinate Word	0	12	.000	8	19	.296

### LONE STAR CONFERENCE

	Conference			Full Season		
	W	L	Pct.	W	L	Pct.
<b>North Division</b>						
Southeastern Okla.	9	3	.750	18	10	.643
Central Okla.	9	3	.750	17	13	.567
Southwestern Okla.	6	6	.500	9	19	.321
Tex. A&M-Commerce	6	6	.500	16	12	.571
East Central	6	6	.500	16	11	.593
Northeastern St.	4	8	.333	14	13	.519
Cameron	2	10	.167	12	15	.444
<b>South Division</b>						
Tarleton St.	11	1	.917	27	7	.794
West Tex. A&M #	9	3	.750	23	8	.742
Tex. A&M-Kingsville	8	4	.667	18	10	.643
Eastern N.M.	6	6	.500	12	16	.429
Midwestern St.	5	7	.417	16	11	.593
Abilene Christian	3	9	.250	8	19	.296
Angelo St.	0	12	.000	8	19	.296

### MID-AMERICA INTERCOLLEGIATE ATHLETICS ASSOCIATION

	Conference			Full Season		
	W	L	Pct.	W	L	Pct.
Southwest Baptist #	12	4	.750	27	5	.844
Central Mo. St.	11	5	.688	24	8	.750
Truman	10	6	.625	20	9	.690
Northwest Mo. St.	10	6	.625	22	10	.688
Mo. Western St.	8	8	.500	17	11	.607
Emporia St.	7	9	.438	18	13	.581
Mo. Southern St.	5	11	.313	12	16	.429
Pittsburg St.	5	11	.313	9	19	.321
Washburn	4	12	.250	10	16	.385

**NORTH CENTRAL CONFERENCE**

	Conference			Full Season		
	W	L	Pct.	W	L	Pct.
Minn. St. Mankato ...	9	3	.750	24	7	.774
St. Cloud St. ....	8	4	.667	20	11	.645
South Dakota .....	7	5	.583	20	10	.667
Minn.-Duluth .....	5	7	.417	15	14	.517
Augustana (S.D.) .....	5	7	.417	12	16	.429
Neb.-Omaha.....	4	8	.333	15	16	.484
North Dakota .....	4	8	.333	13	15	.464

**NORTHEAST-10 CONFERENCE**

	Conference			Full Season		
	W	L	Pct.	W	L	Pct.
Bentley .....	17	5	.773	21	9	.700
Stonehill .....	17	5	.773	27	7	.794
St. Anselm # .....	15	7	.682	24	8	.750
Mass.-Lowell.....	15	7	.682	21	10	.677
St. Rose .....	14	8	.636	19	10	.655
Bryant.....	14	8	.636	21	10	.677
Southern N.H.....	13	9	.591	18	11	.621
Merrimack .....	12	10	.545	15	14	.517
Franklin Pierce.....	10	12	.455	13	15	.464
Pace .....	9	13	.409	12	16	.429
American Int'l.....	9	13	.409	13	15	.464
Le Moyne.....	7	15	.318	12	16	.429
St. Michael's .....	6	16	.273	9	18	.333
Assumption .....	5	17	.227	7	20	.259
Southern Conn. St.....	2	20	.091	5	22	.185

**NORTHERN SUN INTERCOLLEGIATE CONFERENCE**

	Conference			Full Season		
	W	L	Pct.	W	L	Pct.
Winona St. # .....	13	1	.929	32	4	.889
Northern St. ....	11	3	.786	27	6	.818
Bemidji St. ....	9	5	.643	15	13	.536
Southwest Minn. St. ....	6	8	.429	15	14	.517
Wayne St. (Neb.) .....	6	8	.429	8	17	.320
Minn. St.-Moorhead.....	5	9	.357	16	12	.571
Concordia-St. Paul .....	5	9	.357	16	12	.571
Minn.-Crookston .....	1	13	.071	4	24	.143

**PACIFIC WEST CONFERENCE**

	Conference			Full Season		
	W	L	Pct.	W	L	Pct.
Chaminade .....	8	3	.727	19	9	.679
Hawaii-Hilo .....	6	6	.500	16	9	.640
BYU-Hawaii .....	6	6	.500	14	11	.560
Hawaii Pacific.....	3	8	.273	8	19	.296
Notre Dame de Namur *0 0 .000 4 13 .235						

**PEACH BELT ATHLETIC CONFERENCE**

	Conference			Full Season		
	W	L	Pct.	W	L	Pct.
Columbus St. ....	16	4	.800	23	9	.719
GC&SU .....	16	4	.800	22	9	.710
Armstrong Atlantic .....	15	5	.750	23	8	.742
Clayton St. ....	14	6	.700	21	7	.750
S.C. Upstate #.....	12	8	.600	20	10	.667

	Conference			Full Season		
	W	L	Pct.	W	L	Pct.
Augusta St. ....	11	9	.550	15	13	.536
North Ga. ....	10	10	.500	14	12	.538
Francis Marion .....	7	13	.350	12	16	.429
Lander .....	4	16	.200	9	21	.300
S.C.-Aiken.....	4	16	.200	6	22	.214
UNC Pembroke.....	1	19	.050	5	24	.172

**PENNSYLVANIA STATE ATHLETIC CONFERENCE**

	Conference			Full Season		
	W	L	Pct.	W	L	Pct.
<b>Eastern Division</b>						
West Chester .....	9	3	.750	18	11	.621
Mansfield.....	7	5	.583	14	14	.500
Kutztown.....	7	5	.583	16	12	.571
East Stroudsburg.....	7	5	.583	16	12	.571
Cheyney.....	6	6	.500	13	14	.481
Millersville.....	4	8	.333	10	17	.370
Bloomsburg.....	2	10	.167	6	21	.222
<b>Western Division</b>						
Shippensburg.....	11	1	.917	24	7	.774
Edinboro #.....	9	3	.750	21	10	.677
California (Pa.).....	7	5	.583	17	11	.607
Indiana (Pa.).....	7	5	.583	19	9	.679
Clarion.....	5	7	.417	13	13	.500
Lock Haven.....	2	10	.167	4	23	.148
Slippery Rock.....	1	11	.083	2	25	.074

**ROCKY MOUNTAIN ATHLETIC CONFERENCE**

	Conference			Full Season		
	W	L	Pct.	W	L	Pct.
<b>East Division</b>						
Fort Hays St. #.....	18	1	.947	27	4	.871
Neb.-Kearney.....	15	4	.789	23	8	.742
Metro St. ....	13	6	.684	21	10	.677
Colorado Mines .....	9	10	.474	15	14	.517
Regis (Colo.) .....	7	12	.368	12	15	.444
Chadron St. ....	6	13	.316	11	16	.407
Colo. Christian .....	6	13	.316	9	18	.333
<b>West Division</b>						
Fort Lewis .....	14	5	.737	18	9	.667
Mesa St. ....	13	6	.684	19	9	.679
Adams St. ....	10	9	.526	13	15	.464
N.M. Highlands .....	8	11	.421	12	15	.444
Colorado St.-Pueblo.....	6	13	.316	10	17	.370
Western St. ....	4	15	.211	8	18	.308
UC-Colo. Spgs. ....	4	15	.211	5	22	.185

**SOUTH ATLANTIC CONFERENCE**

	Conference			Full Season		
	W	L	Pct.	W	L	Pct.
Lenoir-Rhyne .....	11	3	.786	18	10	.643
Presbyterian .....	10	4	.714	25	10	.714
Catawba .....	10	4	.714	22	8	.733
Wingate #.....	8	6	.571	18	13	.581
Newberry .....	6	8	.429	12	15	.444
Tusculum .....	4	10	.286	14	15	.483
Carson-Newman .....	4	10	.286	10	17	.370
Mars Hill.....	3	11	.214	9	19	.321

**SOUTHERN INTERCOLLEGIATE ATHLETIC CONFERENCE**

	Conference			Full Season		
	W	L	Pct.	W	L	Pct.
Benedict.....	18	4	.818	22	7	.759
Paine .....	17	5	.773	20	9	.690
Stillman #.....	15	7	.682	21	10	.677
Albany Sy. (Ga.).....	14	8	.636	16	13	.552
Morehouse.....	13	9	.591	16	12	.571
Lane .....	13	9	.591	16	12	.571
Fort Valley St.....	10	12	.455	12	16	.429
Kentucky St. ....	10	12	.455	13	16	.448
Miles .....	7	14	.333	10	19	.345
LeMoyne-Owen .....	6	16	.273	8	20	.286
Clark Atlanta.....	4	17	.190	4	24	.143
Tuskegee.....	3	19	.136	4	25	.138

**SUNSHINE STATE CONFERENCE**

	Conference			Full Season		
	W	L	Pct.	W	L	Pct.
Rollins .....	12	4	.750	24	8	.750
Nova Southeastern .....	11	5	.688	17	11	.607
Lynn .....	11	5	.688	20	9	.690
Tampa .....	10	6	.625	19	9	.679
Eckerd .....	10	6	.625	21	8	.724
Fla. Southern.....	7	9	.438	16	12	.571
Barry .....	5	11	.313	15	15	.500
Florida Tech .....	3	13	.188	7	21	.250
St. Leo .....	3	13	.188	8	21	.276

**WEST VIRGINIA INTERCOLLEGIATE ATHLETIC CONFERENCE**

	Conference			Full Season		
	W	L	Pct.	W	L	Pct.
Alderson-Broaddus .....	15	3	.833	24	7	.774
West Va. St. #.....	14	4	.778	27	7	.794
Salem Int'l.....	14	4	.778	21	9	.700
Wheeling Jesuit .....	14	4	.778	21	9	.700
Concord .....	12	6	.667	16	12	.571
Glenville St. ....	12	6	.667	14	15	.483
West Liberty St. ....	11	7	.611	21	8	.724
Charleston (W.Va.).....	11	7	.611	18	11	.621
Shepherd .....	7	11	.389	13	15	.464
West Va. Tech .....	7	11	.389	11	16	.407
Fairmont St. ....	6	12	.333	13	15	.464
West Va. Wesleyan.....	5	13	.278	7	23	.233
Ohio Valley .....	3	15	.167	6	22	.214
Davis & Elkins .....	2	16	.111	6	24	.200
Bluefield St. ....	2	16	.111	2	26	.071

**DIVISION II INDEPENDENTS**

	Conference			Full Season		
	W	L	Pct.	W	L	Pct.
Columbia Union.....				6	19	.240
Dist. Columbia.....				1	22	.043
Fla. Gulf Coast .....				18	12	.600
Grand Canyon .....				19	8	.704
North Greenville .....				13	17	.433
Oakland City.....				18	11	.621
Pitt.-Johnstown .....				21	6	.778
Tiffin .....				15	12	.556
Upper Iowa .....				4	26	.133

**2006 Division III Conference Standings**

**ALLEGHENY MOUNTAIN COLLEGIATE CONFERENCE**

	Conference			Full Season		
	W	L	Pct.	W	L	Pct.
Lake Erie.....	15	3	.833	21	7	.750
Pitt.-Greensburg .....	14	4	.778	18	11	.621
Penn St.-Behrend.....	13	5	.722	20	8	.714
Hilbert .....	9	9	.500	12	14	.462
LaRoche .....	8	10	.444	10	16	.385
Frostburg St. ....	8	10	.444	12	15	.444
Mt. Aloysius .....	8	10	.444	12	13	.480
Pitt.-Bradford .....	8	10	.444	11	14	.440
Penn St.-Altoona .....	4	14	.222	7	18	.280
Medaille .....	3	15	.167	4	21	.160

**AMERICAN SOUTHWEST CONFERENCE**

	Conference			Full Season		
	W	L	Pct.	W	L	Pct.
<b>East Division</b>						
Mississippi Col. ....	21	1	.955	29	2	.935
East Tex. Baptist .....	14	8	.636	14	12	.538
Ozarks (Ark.) .....	14	8	.636	14	12	.538
Texas-Dallas .....	11	11	.500	11	15	.423
Texas-Tyler .....	9	13	.409	9		

	Conference			Full Season		
	W	L	Pct.	W	L	Pct.
Marymount (Va.) .....	4	10	.286	10	15	.400
St. Mary's (Md.) .....	4	10	.286	9	16	.360
Goucher .....	3	11	.214	3	21	.125

**CENTENNIAL CONFERENCE**

	Conference			Full Season		
	W	L	Pct.	W	L	Pct.
Ursinus.....	15	3	.833	21	7	.750
Johns Hopkins .....	13	5	.722	18	8	.692
Gettysburg .....	12	6	.667	16	10	.615
Washington (Md.) .....	10	8	.556	13	14	.481
Muhlenberg .....	9	9	.500	14	12	.538
Frank. & Marsh. ....	8	10	.444	13	12	.520
Haverford .....	8	10	.444	10	14	.417
McDaniel .....	7	11	.389	9	16	.360
Dickinson .....	4	14	.222	6	19	.240
Swarthmore.....	4	14	.222	5	20	.200

**CITY UNIVERSITY OF NEW YORK ATHLETIC CONFERENCE**

	Conference			Full Season		
	W	L	Pct.	W	L	Pct.
Baruch .....	12	1	.923	23	6	.793
Lehman .....	9	4	.692	14	13	.519
York (N.Y.).....	9	4	.692	15	14	.517
Staten Island .....	8	4	.667	13	12	.520
City Tech .....	7	6	.538	8	18	.308
CCNY .....	6	7	.462	12	14	.462
Medgar Evers.....	5	8	.385	9	16	.360
John Jay.....	5	8	.385	6	21	.222
Hunter .....	2	11	.154	3	22	.120
Brooklyn .....	1	11	.083	6	19	.240

**COMMONWEALTH COAST CONFERENCE**

	Conference			Full Season		
	W	L	Pct.	W	L	Pct.
<b>North Division</b>						
Gordon.....	15	1	.938	23	5	.821
Endicott.....	13	3	.813	19	10	.655
Colby-Sawyer .....	13	3	.813	17	11	.607
New England Col.....	5	11	.313	10	15	.400
Wentworth Inst. ....	5	11	.313	10	16	.385
New England.....	5	11	.313	9	16	.360
<b>South Division</b>						
Roger Williams.....	11	5	.688	12	14	.462
Salve Regina.....	10	6	.625	17	9	.654
Curry .....	10	6	.625	13	13	.500
Nichols .....	6	10	.375	9	16	.360
Eastern Nazarene.....	3	13	.188	4	21	.160
Anna Maria .....	0	16	.000	3	22	.120

**EMPIRE 8 ATHLETIC ASSOCIATION**

	Conference			Full Season		
	W	L	Pct.	W	L	Pct.
St. John Fisher .....	13	1	.929	26	4	.867
Utica .....	11	3	.786	23	7	.767
Ithaca .....	9	5	.643	16	13	.552
Rochester Inst. ....	8	6	.571	14	13	.519
Alfred .....	6	8	.429	12	13	.480
Nazareth .....	5	9	.357	8	17	.320
Hartwick .....	4	10	.286	10	15	.400
Elmira .....	0	14	.000	3	22	.120

**GREAT NORTHEAST ATHLETIC CONFERENCE**

	Conference			Full Season		
	W	L	Pct.	W	L	Pct.
Emmanuel (Mass.) .....	17	1	.944	20	8	.714
Norwich .....	13	5	.722	21	8	.724
Western New Eng. ....	11	7	.611	14	13	.519
Emerson .....	11	7	.611	14	14	.500
Johnson & Wales (R.I.)	10	8	.556	12	14	.462
Suffolk .....	9	9	.500	11	15	.423
Southern Vt. ....	9	9	.500	10	16	.385
Rivier .....	7	11	.389	11	15	.423
Albertus Magnus .....	3	15	.167	4	21	.160
Daniel Webster .....	0	18	.000	0	25	.000

**GREAT SOUTH ATHLETIC CONFERENCE**

	Conference			Full Season		
	W	L	Pct.	W	L	Pct.
Huntingdon .....	6	2	.750	20	7	.741
Maryville (Tenn.).....	6	2	.750	21	8	.724

	Conference			Full Season		
	W	L	Pct.	W	L	Pct.
Fisk.....	5	3	.625	15	11	.577
Piedmont.....	2	6	.250	13	12	.520
LaGrange .....	1	7	.125	8	18	.308

**HEARTLAND COLLEGIATE ATHLETIC CONFERENCE**

	Conference			Full Season		
	W	L	Pct.	W	L	Pct.
Transylvania.....	12	2	.857	27	5	.844
Franklin .....	11	4	.733	20	8	.714
Hanover .....	9	5	.643	16	10	.615
Mt. St. Joseph.....	8	6	.571	16	11	.593
Bluffton .....	6	8	.429	17	10	.630
Manchester .....	6	8	.429	9	17	.346
Anderson (Ind.).....	3	12	.200	8	18	.308
Defiance .....	2	12	.143	9	16	.360

**COLLEGE CONFERENCE OF ILLINOIS & WISCONSIN**

	Conference			Full Season		
	W	L	Pct.	W	L	Pct.
Augustana (Ill.) .....	11	3	0.786	23	6	0.793
North Central (Ill.).....	9	5	0.643	22	6	0.786
Ill. Wesleyan .....	9	5	0.643	25	7	0.781
Elmhurst .....	9	5	0.643	17	9	0.654
Wheaton (Ill.) .....	7	7	0.500	11	14	0.440
Carthage .....	6	8	0.429	10	15	0.400
Millikin.....	3	11	0.214	10	15	0.400
North Park .....	2	12	0.143	4	21	0.160

**IOWA INTERCOLLEGIATE ATHLETIC CONFERENCE**

	Conference			Full Season		
	W	L	Pct.	W	L	Pct.
Warburg .....	12	4	.750	19	6	.760
Coe .....	12	4	.750	20	7	.741
Loras .....	10	6	.625	17	9	.654
Buena Vista.....	10	6	.625	15	14	.517
Simpson .....	8	8	.500	13	14	.481
Luther.....	7	9	.438	13	13	.500
Dubuque.....	6	10	.375	14	10	.583
Central (Iowa) .....	5	11	.313	11	13	.458
Cornell College .....	2	14	.125	3	22	.120

**LAKE MICHIGAN CONFERENCE**

	Conference			Full Season		
	W	L	Pct.	W	L	Pct.
Lakeland .....	13	1	.929	21	6	.778
Milwaukee Engr. ....	10	4	.714	17	9	.654
Edgewood .....	8	6	.571	15	12	.556
Wis. Lutheran .....	8	6	.571	14	15	.483
Dominican (Ill.) .....	6	8	.429	13	13	.500
Concordia (Wis.).....	6	8	.429	8	16	.333
Marian (Wis.) .....	5	9	.357	10	17	.370
Maranatha Baptist .....	0	14	.000	1	24	.040

**LIBERTY LEAGUE**

	Conference			Full Season		
	W	L	Pct.	W	L	Pct.
Hamilton .....	12	2	.857	23	5	.821
St. Lawrence .....	11	3	.786	13	12	.520
Union (N.Y.).....	9	5	.643	17	11	.607
Rensselaer.....	9	5	.643	11	14	.440
Hobart .....	8	6	.571	12	12	.500
Vassar .....	4	10	.286	12	12	.500
Clarkson .....	2	12	.143	5	20	.200
Skidmore .....	1	13	.071	4	20	.167

**LITTLE EAST CONFERENCE**

	Conference			Full Season		
	W	L	Pct.	W	L	Pct.
Keene St. ....	11	3	.786	21	8	.724
Mass.-Boston .....	10	4	.714	18	11	.621
Rhode Island Col. ....	9	5	.643	19	10	.655
Plymouth St. ....	8	6	.571	16	11	.593
Mass.-Dartmouth .....	7	7	.500	15	12	.556
Western Conn. St. ....	5	9	.357	13	13	.500
Southern Me. ....	3	11	.214	10	16	.385
Eastern Conn. St. ....	3	11	.214	9	17	.346

**MASSACHUSETTS STATE COLLEGE ATHLETIC CONFERENCE**

	Conference			Full Season		
	W	L	Pct.	W	L	Pct.
Salem St. ....	10	2	.833	18	8	.692
Westfield St. ....	10	2	.833	18	8	.692
Bridgewater St. ....	8	4	.667	17	10	.630
Worcester St. ....	6	6	.500	13	14	.481
Fitchburg St. ....	4	8	.333	10	15	.400
Framingham St. ....	3	9	.250	9	14	.391
Mass. Liberal Arts .....	1	11	.083	3	22	.120

**MICHIGAN INTERCOLLEGIATE ATHLETIC ASSOCIATION**

	Conference			Full Season		
	W	L	Pct.	W	L	Pct.
Calvin .....	13	1	.929	23	7	.767
Hope .....	12	2	.857	28	3	.903
Albion .....	10	4	.714	20	6	.769
Kalamazoo .....	7	7	.500	11	16	.407
Tri-State.....	6	8	.429	11	14	.440
Alma .....	3	11	.214	10	16	.385
Adrian .....	3	11	.214	9	17	.346
Olivet .....	2	12	.143	6	20	.231

**MIDDLE ATLANTIC CONFERENCE**

	Conference			Full Season		
	W	L	Pct.	W	L	Pct.
<b>Commonwealth League</b>						
Widener .....	10	4	.714	23	6	.793
Albright .....	9	5	.643	17	9	.654
Messiah .....	9	5	.643	19	10	.655
Elizabethtown .....	7	7	.500	15	10	.600
Lebanon Valley.....	6	8	.429	12	13	.480
Susquehanna .....	6	8	.429	10	15	.400
Juniata .....	5	9	.357	10	15	.400
Moravian .....	4	10	.286	9	16	.360
<b>Freedom League</b>						
Scranton .....	11	3	.786	21	7	.750
King's (Pa.) .....	11	3	.786	17	9	.654
Wilkes .....	9	5	.643	14	10	.583
Lycoming .....	9	5	.643	15	11	.577
DeSales .....	7	7	.500	16	10	.615
Drew .....	4	10	.286	9	16	.360
FDU-Florham .....	3	11	.214	6	19	.240
Delaware Valley.....	2	12	.143			



	Conference			Full Season		
	W	L	Pct.	W	L	Pct.
Colby .....	4	5	.444	11	14	.440
Connecticut Col. ....	3	6	.333	13	11	.542
Middlebury .....	1	8	.111	12	12	.500
Wesleyan (Conn.).....	0	9	.000	6	17	.261

**NEW ENGLAND WOMEN'S AND MEN'S ATHLETIC CONFERENCE**

	Conference			Full Season		
	W	L	Pct.	W	L	Pct.
WPI.....	9	3	.750	23	4	.852
MIT.....	8	4	.667	21	9	.700
Coast Guard.....	7	5	.583	17	9	.654
Wheaton (Mass.).....	6	6	.500	19	10	.655
Springfield.....	5	7	.417	10	16	.385
Clark (Mass.).....	4	8	.333	11	15	.423
Babson.....	3	9	.250	9	17	.346

**NEW JERSEY ATHLETIC CONFERENCE**

	Conference			Full Season		
	W	L	Pct.	W	L	Pct.
Wm. Paterson .....	13	5	.722	23	8	.742
New Jersey City .....	12	6	.667	20	9	.690
Richard Stockton.....	12	6	.667	18	10	.643
TCNJ.....	11	7	.611	17	9	.654
Rutgers-Newark.....	10	8	.556	18	10	.643
Ramapo.....	9	9	.500	18	11	.621
Kean.....	9	9	.500	15	13	.536
Montclair St. ....	9	9	.500	13	12	.520
Rowan.....	5	13	.278	12	13	.480
Rutgers-Camden.....	0	18	.000	1	23	.042

**NORTH ATLANTIC CONFERENCE**

	Conference			Full Season		
	W	L	Pct.	W	L	Pct.
<b>East Division</b>						
Husson.....	13	1	.929	17	10	.630
Me.-Farmington.....	6	8	.429	13	15	.464
Maine Maritime.....	6	8	.429	9	15	.375
Thomas.....	6	8	.429	8	18	.308
Mount Ida.....	5	9	.357	7	18	.280
<b>West Division</b>						
Elms.....	14	1	.933	22	7	.759
Lasell.....	10	5	.667	12	14	.462
Lesley.....	8	7	.533	13	13	.500
Castleton St. ....	7	8	.467	13	13	.500
Becker.....	3	12	.200	5	20	.200
Johnson St. ....	2	13	.133	7	18	.280

**NORTH COAST ATHLETIC CONFERENCE**

	Conference			Full Season		
	W	L	Pct.	W	L	Pct.
Wooster.....	15	1	.938	26	4	.867
Wittenberg.....	13	3	.813	30	4	.882
Ohio Wesleyan.....	12	4	.750	18	9	.667
Wabash.....	10	6	.625	16	10	.615
Earlham.....	9	7	.563	13	14	.481
Allegheny.....	7	9	.438	11	14	.440
Denison.....	6	10	.375	10	16	.385
Kenyon.....	4	12	.250	7	19	.269
Hiram.....	2	14	.125	4	21	.160
Oberlin.....	2	14	.125	2	22	.083

**NORTH EASTERN ATHLETIC CONFERENCE**

	Conference			Full Season		
	W	L	Pct.	W	L	Pct.
Keystone.....	14	2	.875	22	7	.759
Baptist Bible (Pa.).....	13	3	.813	24	6	.800
Villa Julie.....	12	4	.750	20	9	.690
Keuka.....	11	5	.688	16	10	.615
Penn St. - Berks.....	11	5	.688	13	13	.500
Chestnut Hill.....	9	7	.563	10	16	.385
Phila. Bible.....	7	9	.438	12	15	.444
Cazenovia.....	7	9	.438	8	18	.308
Polytechnic (N.Y.).....	5	11	.313	7	18	.280
D'Youville.....	3	13	.188	4	22	.154
Bard.....	2	14	.125	4	21	.160
Purchase St. ....	2	14	.125	4	21	.160

**NORTHERN ILLINOIS-IOWA CONFERENCE**

	Conference			Full Season		
	W	L	Pct.	W	L	Pct.
Clarke.....	9	1	.900	17	10	.630

	Conference			Full Season		
	W	L	Pct.	W	L	Pct.
Aurora.....	8	2	.800	16	11	.593
Rockford.....	5	5	.500	15	12	.556
Concordia (Ill.).....	5	5	.500	11	16	.407
Benedictine (Ill.).....	3	7	.300	10	15	.400
Eureka.....	0	10	.000	4	22	.154

**NORTHWEST CONFERENCE**

	Conference			Full Season		
	W	L	Pct.	W	L	Pct.
Puget Sound.....	14	2	.875	23	5	.821
Whitworth.....	13	3	.813	20	7	.741
Willamette.....	13	3	.813	17	8	.680
George Fox.....	9	7	.563	16	9	.640
Lewis & Clark.....	7	9	.438	11	13	.458
Whitman.....	5	11	.313	9	15	.375
Pacific (Ore.).....	4	12	.250	10	15	.400
Pacific Lutheran.....	4	12	.250	5	20	.200
Linfield.....	3	13	.188	6	19	.240

**OHIO ATHLETIC CONFERENCE**

	Conference			Full Season		
	W	L	Pct.	W	L	Pct.
Baldwin-Wallace.....	15	3	.833	25	5	.833
Ohio Northern.....	14	4	.778	21	6	.778
Wilmington (Ohio).....	12	6	.667	20	7	.741
Muskingum.....	12	6	.667	17	9	.654
Capital.....	9	9	.500	12	13	.480
John Carroll.....	8	10	.444	12	14	.462
Oberlin.....	8	10	.444	12	14	.462
Mount Union.....	6	12	.333	7	19	.269
Heidelberg.....	5	13	.278	9	16	.360
Marietta.....	1	17	.056	4	21	.160

**OLD DOMINION ATHLETIC CONFERENCE**

	Conference			Full Season		
	W	L	Pct.	W	L	Pct.
Va. Wesleyan.....	17	1	.944	30	3	.909
Randolph-Macon.....	15	3	.833	22	7	.759
Hampden-Sydney.....	11	7	.611	18	8	.692
Emory & Henry.....	10	8	.556	14	12	.538
Guilford.....	10	8	.556	13	14	.481
Roanoke.....	8	10	.444	14	12	.538
East. Mennonite.....	6	12	.333	11	15	.423
Bridgewater (Va.).....	6	12	.333	9	16	.360
Wash. & Lee.....	4	14	.222	4	19	.174
Lynchburg.....	3	15	.167	3	22	.120

**PENNSYLVANIA ATHLETIC CONFERENCE**

	Conference			Full Season		
	W	L	Pct.	W	L	Pct.
Alvernia.....	17	1	.944	23	5	.821
Arcadia.....	13	5	.722	16	11	.593
Wesley.....	13	5	.722	16	12	.571
Eastern.....	11	7	.611	16	10	.615
Gwynedd-Mercy.....	9	9	.500	12	15	.444
Cabrini.....	8	10	.444	11	14	.440
Neumann.....	8	10	.444	9	17	.346
Misericordia.....	6	12	.333	6	19	.240
Immaculata.....	4	14	.222	4	20	.167
Marywood.....	1	17	.056	4	21	.160

**PRESIDENTS' ATHLETIC CONFERENCE**

	Conference			Full Season		
	W	L	Pct.	W	L	Pct.
Bethany (W.Va.).....	12	0	1.000	23	5	.821
Wash. & Jeff.....	8	4	.667	10	16	.385
Waynesburg.....	7	5	.583	16	11	.593
Westminster (Pa.).....	7	5	.583	11	16	.407
Grove City.....	5	7	.417	9	17	.346
Thomas More.....	2	10	.167	2	24	.077
Thiel.....	1	11	.083	5	22	.185

**ST. LOUIS INTERCOLLEGIATE ATHLETIC CONFERENCE**

	Conference			Full Season		
	W	L	Pct.	W	L	Pct.
Maryville (Mo.).....	11	3	.786	18	9	.667
Blackburn.....	11	3	.786	14	11	.560
Webster.....	10	4	.714	12	14	.462
Westminster (Mo.).....	9	5	.643	13	13	.500
MacMurray.....	6	8	.429	9	16	.360

	Conference			Full Season		
	W	L	Pct.	W	L	Pct.
Greenville.....	5	9	.357	7	18	.280
Fontbonne.....	4	10	.286	8	17	.320
Principia.....	0	14	.000	2	22	.083

**SKYLINE CONFERENCE**

	Conference			Full Season		
	W	L	Pct.	W	L	Pct.
Farmingdale.....	12	2	.857	23	6	.793
Mt. St. Mary (N.Y.).....	11	4	.733	22	7	.759
Manhattanville.....	11	4	.733	19	10	.655
St. Joseph's (LI).....	9	5	.643	16	10	.615
Stevens Tech.....	9	6	.600	15	12	.556
Yeshiva.....	9	6	.600	13	12	.520
Old Westbury.....	7	7	.500	14	12	.538
Merchant Marine.....	5	9	.357	10	16	.385
Mt. St. Vincent.....	5	10	.333	9	16	.360
Maritime (N.Y.).....	2	12	.143	6	19	.240
Centenary (NJ).....	0	15	.000	2	22	.083

**SOUTHERN CALIFORNIA INTERCOLLEGIATE ATHLETIC CONFERENCE**

	Conference			Full Season		
	W	L	Pct.	W	L	Pct.
Claremont-M-S.....	13	1	.929	19	7	.731
Occidental.....	10	4	.714	20	6	.769
Pomona-Pitzer.....	10	4	.714	16	9	.640
La Verne.....	7	7	.500	12	12	.500
Cal Lutheran.....	6	8	.429	10	15	.400
Whittier.....	5	9	.357	11	14	.440
Redlands.....	5	9	.357	9	15	.375
Caltech.....	0	14	.000	0	25	.000

**SOUTHERN COLLEGIATE ATHLETIC CONFERENCE**

	Conference			Full Season		
	W	L	Pct.	W	L	Pct.
Trinity (Tex.).....	12	2	.857	20	7	.741
Southwestern (Tex.).....	10	4	.714	19	8	.704
Centre.....	9	5	.643	19	8	.704
DePauw.....	8	6	.571	15	13	.536
Mills						

	Conference			Full Season		
	W	L	Pct.	W	L	Pct.
New York U.....	7	7	.500	18	7	.720
Rochester.....	7	7	.500	16	9	.640
Brandeis.....	7	7	.500	14	11	.560
Case Reserve.....	4	10	.286	12	13	.480
Emory.....	4	10	.286	11	14	.440

**UPPER MIDWEST ATHLETIC CONFERENCE**

	Conference			Full Season		
	W	L	Pct.	W	L	Pct.
Northwestern (Minn.)	11	3	.786	20	7	.741
St. Scholastica.....	11	3	.786	17	10	.630
Bethany Lutheran.....	9	5	.643	17	15	.531
Minn.-Morris.....	8	6	.571	13	13	.500
Martin Luther.....	7	7	.500	9	16	.360
Presentation.....	5	9	.357	8	16	.333
Northland.....	3	11	.214	4	21	.160
Crown (Minn.).....	2	12	.143	8	18	.308

**WISCONSIN INTERCOLLEGIATE ATHLETIC CONFERENCE**

	Conference			Full Season		
	W	L	Pct.	W	L	Pct.
Wis.-Whitewater.....	13	3	.813	23	6	.793
Wis.-Stout.....	12	4	.750	22	7	.759
Wis.-Stevens Point.....	11	5	.688	17	10	.630
Wis.-La Crosse.....	10	6	.625	20	8	.714
Wis.-Oshkosh.....	10	6	.625	17	9	.654
Wis.-Platteville.....	7	9	.438	12	13	.480
Wis.-River Falls.....	5	11	.313	6	19	.240
Wis.-Eau Claire.....	4	12	.250	12	14	.462
Wis.-Superior.....	0	16	.000	5	20	.200

**DIVISION III INDEPENDENTS**

	W	L	Pct.
Bard.....	4	21	.160
UC Santa Cruz.....	9	18	.333
Cal East Bay.....	17	9	.654
Chapman.....	20	7	.741
Chowan.....	19	11	.633
Colorado Col.....	7	18	.280
Dallas.....	5	20	.200
Green Mountain.....	1	21	.045
Hood.....	14	11	.560
Lasell.....	12	14	.462
Lincoln (Pa.).....	25	5	.833
Menlo.....	17	11	.607
Neb. Wesleyan.....	10	17	.370
Newbury.....	10	17	.370
Rust.....	13	11	.542
St. Joseph's (Me.).....	19	8	.704



# 2006 Results, All Divisions



# 2005-06 Results—All Divisions

Following is an alphabetical listing of the 2005-06 season's game-by-game scores for the men's teams of the member colleges and universities of the National Collegiate Athletic Association.

Below each team's name and location appear the name of its 2005-06 head coach and his alma mater, where available. All other information is from the current season. Divisional designation for each team is indicated in the upper right-hand corner of each listing.

Squares (■) indicate home games and daggers (†) indicate neutral-site games.

All records are restricted to varsity games between four-year college institutions.

The 2006-07 schedules and updated information can be found on the World Wide Web at [www.ncaasports.com](http://www.ncaasports.com).

## ABILENE CHRISTIAN

Abilene, TX 79699 .....II

Coach: Jason Copeland, Lubbock Chrst. 1997

### 2005-06 RESULTS (8-19)

82	Huston-Tillotson ■	69
65	Northeastern St. †	67
64	Ouachita Baptist	81
64	St. Edward's	66
62	Tex. A&M-Commerce	78
63	Central Okla. ■	72
57	Northeastern St. ■	60
88	Grace (Neb.) ■	32
98	Grace (Neb.) ■	37
90	Angelo St. ■	85
50	St. Mary's (Tex.) ■	63
78	St. Edward's ■	81
52	East Central	70
57	Southeastern Okla.	88
76	Angelo St.	70
97	Southwestern Okla. ■	83
80	Cameron ■	77
55	West Tex. A&M ■	65
82	Eastern N.M. ■	73
67	Tex. A&M-Kingsville	79
61	Tarleton St. ■	67
65	Midwestern St.	85
59	Tarleton St.	91
72	Midwestern St. ■	84
73	West Tex. A&M	87
64	Eastern N.M.	70
78	Tex. A&M-Kingsville ■	86

Nickname: Wildcats  
Colors: Purple & White  
Arena: Moody Coliseum  
Capacity: 4,600; Year Built: 1968  
AD: Jared Mosley  
SID: Lance Fleming

## ADAMS ST.

Alamosa, CO 81102 .....II

Coach: Larry Mortensen, Adams St. 1988

### 2005-06 RESULTS (13-15)

60	Lubbock Chrst. ■	47
57	Eastern N.M.	69
61	Grand Canyon †	72
74	Wayne St. (Neb.) †	48
67	Metro St. ■	59
64	Regis (Colo.) ■	59
65	Colo. Christian	73
60	Colorado Mines	55
51	Utah	68
45	Wayland Baptist †	72
61	Lubbock Chrst.	72
61	Neb.-Kearney ■	73

56	Chadron St.	70
49	Fort Hays St.	57
69	Fort Lewis ■	70
77	Colorado St.-Pueblo ■	59
75	Johnson & Wales (CO) ■	64
55	Mesa St.	67
63	Western St.	58
88	N.M. Highlands ■	73
80	UC-Colo. Spgs. ■	58
65	Western St. ■	51
61	Mesa St. ■	59
68	UC-Colo. Spgs.	59
71	N.M. Highlands	73
55	Fort Lewis	64
64	Colorado St.-Pueblo	68
65	Neb.-Kearney	80

Nickname: Grizzlies  
Colors: Green & White  
Arena: Plachy Hall  
Capacity: 2,300; Year Built: 1960  
AD: Larry Mortensen  
SID: Chris Day

## ADELPHI

Garden City, NY 11530-0701...II

Coach: James Cosgrove, St. Anselm 1987

### 2005-06 RESULTS (27-5)

62	Bryant	70
72	Dominican (N.Y.)	63
76	Nyack †	68
65	Bloomfield	72
74	Molloy	67
60	Queens (N.Y.)	68
64	Mercy ■	39
68	Bridgeport ■	33
72	NYIT ■	48
72	Assumption ■	50
59	Nova Southeastern	49
60	Philadelphia U.	71
70	Dowling	40
68	New Haven (N.Y.)	51
66	Concordia (N.Y.)	64
80	St. Thomas Aquinas	48
62	C.W. Post ■	55
72	Molloy ■	55
70	Queens (N.Y.) ■	54
79	Mercy	60
68	Bridgeport	59
71	C.W. Post	44
60	NYIT	51
53	Dowling ■	38
66	New Haven	49
76	Concordia (N.Y.) ■	55
70	St. Thomas Aquinas ■	47
73	St. Thomas Aquinas ■	34
62	Concordia (N.Y.) †	30
74	Bridgeport †	62
90	Bentley †	86

54	Stonehill	69
----	-----------	----

Nickname: Panthers  
Colors: Black & Gold  
Arena: Woodruff Hall  
Capacity: 800; Year Built: 1929  
AD: Robert E. Hartwell  
SID: Adam Siepiola

## ADRIAN

Adrian, MI 49221 .....III

Coach: Buck Riley, Southwestern Okla. 1967

### 2005-06 RESULTS (9-17)

54	Bethany (W.V.) †	83
81	Penn St.-Altoona †	70
93	Andrews ■	58
55	Bluffton	73
61	Oberlin	51
61	Siena Heights ■	64
63	North Central (Ill.) ■	86
70	Gettysburg †	65
68	King's (Pa.)	78
64	Bridgewater (Va.) †	62
96	Marietta	89
58	Albion ■	75
62	Kalamazoo	73
68	Calvin	82
55	Olivet ■	57
51	Hope	77
71	Tri-State	82
73	Alma ■	72
46	Albion	85
64	Kalamazoo ■	71
69	Calvin ■	90
62	Olivet	60
61	Hope ■	79
75	Tri-State ■	72
61	Alma	73
53	Albion	69

Nickname: Bulldogs  
Colors: Gold & Black  
Arena: Merrillat Center  
Capacity: 1,350; Year Built: 1990  
AD: Michael Duffy  
SID: Aaron Klotz

## AIR FORCE

USAF Academy, CO 80840 .....I

Coach: Jeff Bzdelik, Ill.-Chicago 1976

### 2005-06 RESULTS (24-7)

62	Northern Ariz. †	49
57	Miami (Fla.) †	53
74	Washington	85
77	UC-Colo. Spgs. ■	45
66	Western St. ■	44
64	Navy	55
63	Ark.-Pine Bluff ■	44
81	Tex.-Pan American	68
73	Northern Colo. ■	48
63	St. Mary's (Cal.) ■	51
73	Lamar ■	50
54	Georgia Tech †	46
77	IPFW	42
75	Brigham Young ■	59
65	San Diego St. ■	62
50	Wyoming	55
75	TCU ■	49
66	Utah ■	44
59	New Mexico	62
52	UNLV	50
71	Colorado St. ■	56
59	Brigham Young	65
51	San Diego St.	61
62	Wyoming ■	61
63	TCU	45

52	Utah	51
51	New Mexico ■	46
68	UNLV ■	55
63	Colorado St.	59
55	Wyoming †	57
69	Illinois †	78

Nickname: Falcons  
Colors: Blue & Silver  
Arena: Clune Arena  
Capacity: 5,939; Year Built: 1968  
AD: Hans J. Mueh  
SID: Jerry Cross

## AKRON

Akron, OH 44325 .....I

Coach: Keith Dambrot, Akron 1982

### 2005-06 RESULTS (23-10)

67	Youngstown St. ■	62
79	Duquesne ■	61
75	California	89
123	Denison ■	52
85	Louisville	111
74	Mt. St. Mary's †	61
83	Mississippi St. †	72
59	Clemson †	66
72	Wright St. ■	44
66	Ball St.	62
75	Toledo ■	58
69	Western Mich.	55
86	Northern Ill. ■	73
62	Cleveland St.	50
76	Central Mich.	69
79	Eastern Mich. ■	61
63	Ohio	66
52	Miami (Ohio) ■	45
77	Bowling Green	72
75	Buffalo ■	61
57	Kent St.	63
75	Western Mich. ■	53
77	Eastern Mich.	72
77	Bowling Green ■	62
61	Nevada	88
60	Miami (Ohio)	63
76	Ohio ■	61
71	Buffalo	83
75	Kent St. ■	67
72	Western Mich. †	57
69	Toledo †	77
80	Temple	73
60	Creighton	71

Nickname: Zips  
Colors: Blue & Gold  
Arena: James A. Rhodes Arena  
Capacity: 5,500; Year Built: 1983  
AD: Mack Rhoades  
SID: Gregg Bach

## ALABAMA

Tuscaloosa, AL 35487 .....I

Coach: Mark Gottfried, Alabama 1987

### 2005-06 RESULTS (18-13)

64	Miami (Ohio) ■	58
76	Memphis ■	87
105	Alabama St. ■	68
73	Louisiana Tech ■	63
60	Winthrop	57
71	Notre Dame ■	78
58	Temple	68
85	Georgia St. ■	58
64	North Carolina St. ■	68
101	Jackson St. ■	66
56	Oklahoma	68
61	Birmingham-So. ■	57
61	Mississippi ■	71
56	Auburn	52



68 Kentucky	64
78 Arkansas ■	75
57 LSU	68
65 Mississippi St. ■	59
79 Georgia	88
67 LSU ■	62
77 Vanderbilt ■	74
64 Mississippi	50
56 South Carolina	67
92 Tennessee ■	79
63 Arkansas	65
82 Florida ■	77
71 Auburn ■	61
58 Mississippi St.	71
61 Kentucky †	68
90 Marquette †	85
59 UCLA †	62

Nickname: Crimson Tide  
 Colors: Crimson & White  
 Arena: Coleman Coliseum  
 Capacity: 15,316; Year Built: 1968  
 AD: Mal Moore  
 SID: Becky Hopf

**ALABAMA A&M**

Normal, AL 35762 .....I

Coach: L. Vann Pettaway, Alabama A&M  
 1980

**2005-06 RESULTS (13-13)**

72 Stillman ■	80
75 Jarvis Christian ■	62
69 Tuskegee ■	59
58 Vanderbilt	74
60 Nebraska	67
68 Tennessee	93
77 Jackson St.	84
92 Grambling	84
74 Ark.-Pine Bluff ■	65
74 Mississippi Val. ■	67
68 Alabama St.	81
65 Southern U.	72
74 Alcorn St.	77
108 Prairie View ■	71
99 Texas Southern ■	75
68 Ark.-Pine Bluff	70
85 Mississippi Val.	74
74 Alabama St. ■	80
44 UTEP	60
80 Southern U. ■	84
84 Alcorn St. ■	74
86 Prairie View	70
79 Texas Southern	66
72 Jackson St. ■	62
58 Grambling ■	57
54 Ark.-Pine Bluff †	64

Nickname: Bulldogs  
 Colors: Maroon & White  
 Arena: Elmore Health Science Building  
 Capacity: 6,000; Year Built: 1973  
 AD: James A. Martin Sr.  
 SID: Thomas Galbraith

**ALABAMA ST.**

Montgomery, AL 36101-0271 ....I

Coach: Lewis Jackson, Alabama St.  
 1984

**2005-06 RESULTS (12-18)**

54 Wyoming	69
61 Butler †	70
68 Coppin St. †	67
68 Alabama	105
65 South Ala.	82
60 Florida	87
55 Birmingham-So.	69
67 Florida A&M	74
53 Troy	71
78 South Ala. ■	75

49 Georgia St. ■	66
59 Grambling	62
64 Jackson St.	77
70 Mississippi Val. ■	74
49 Ark.-Pine Bluff ■	52
81 Alabama A&M ■	68
75 Alcorn St.	70
68 Southern U.	72
72 Texas Southern	66
78 Prairie View ■	70
58 Mississippi Val.	48
60 Ark.-Pine Bluff	46
80 Alabama A&M	74
71 Alcorn St.	69
63 Southern U. ■	59
62 Texas Southern	69
72 Prairie View	75
67 Grambling ■	69
93 Jackson St. ■	79
65 Jackson St. †	83

Nickname: Hornets  
 Colors: Black & Old Gold  
 Arena: Joe L. Reed Acadome  
 Capacity: 7,400; Year Built: 1992  
 AD: Patrick Carter  
 SID: A.A. Moore

**UAB**

Birmingham, AL 35294-0110 ....I

Coach: Mike Anderson, Tulsa 1982

**2005-06 RESULTS (24-7)**

86 Massachusetts †	77
79 South Carolina St. ■	48
76 Western Ky. ■	92
73 Nebraska	72
66 DePaul	70
81 Alcorn St. ■	59
68 Minnesota	69
72 Centenary (La.) ■	58
59 South Fla.	47
85 Old Dominion ■	57
90 Oklahoma St. ■	71
68 Va. Commonwealth ■	62
98 Valdosta St. ■	69
84 Tulsa ■	54
76 Marshall	64
75 Rice	68
82 Houston ■	79
66 Memphis	73
87 Southern Miss. ■	73
75 UCF	68
37 UTEP	65
72 East Caro. ■	64
87 Tulane ■	82
87 Southern Miss.	50
73 SMU	68
80 Memphis ■	74
82 Marshall ■	61
69 SMU †	55
63 UTEP †	60
46 Memphis	57
64 Kentucky †	69

Nickname: Blazers  
 Colors: Forest Green & Old Gold  
 Arena: Bartow Arena  
 Capacity: 8,500; Year Built: 1987  
 AD: Richard Margison  
 SID: Jason Falls

**ALA.-HUNTSVILLE**

Huntsville, AL 35899 .....II

Coach: Lennie Acuff, Shorter 1988

**2005-06 RESULTS (22-8)**

79 Bellarmine ■	70
68 Texas Lutheran †	57
64 St. Edward's	51

64 Harding ■	52
70 LeMoyne-Owen	53
67 Miles †	51
65 Harding	71
92 Carson-Newman	81
74 Covenant ■	65
62 Bellarmine	50
79 Oakland City ■	65
67 Carson-Newman ■	57
91 West Ala. ■	67
55 Montevallo ■	59
66 West Fla.	55
61 Valdosta St.	59
85 West Ga. ■	82
77 Lincoln Memorial	62
87 North Ala.	75
73 Oakland City	78
86 Valdosta St. ■	62
67 West Fla. ■	50
60 Montevallo	70
74 West Ala.	79
66 West Ga.	62
86 Lincoln Memorial ■	73
84 North Ala. ■	85
48 Central Ark. †	46
72 Delta St. †	74
58 Rollins †	63

Nickname: Chargers  
 Colors: Royal Blue & White  
 Arena: Spragins Hall  
 Capacity: 2,000; Year Built: 1977  
 AD: James E. Harris  
 SID: Antoine Bell

**ALAS. ANCHORAGE**

Anchorage, AK 99508 .....II

Coach: Rusty Osborne, Texas 1988

**2005-06 RESULTS (19-12)**

118 Northland Bapt. ■	51
96 Northland Bapt. ■	62
71 Bridgeport †	61
61 Columbus St. †	80
79 Neb.-Omaha †	66
60 South Carolina ■	65
72 Southern Ill. ■	64
56 Southern California ■	57
82 Cal St. Stanislaus †	63
90 BYU-Hawaii †	80
88 Walla Walla ■	62
108 Walla Walla ■	66
106 Western Wash.	112
72 Central Wash.	73
78 Seattle ■	71
92 St. Martin's ■	68
80 Seattle Pacific	87
80 Northwest Nazarene	82
85 Humboldt St. ■	67
88 Western Ore. ■	50
73 Alas. Fairbanks	76
72 St. Martin's	56
72 Seattle	82
100 Northwest Nazarene ■	76
89 Seattle Pacific ■	75
76 Western Ore.	81
93 Humboldt St.	78
84 Alas. Fairbanks ■	73
85 Central Wash. ■	88
99 Western Wash. ■	95
67 Chaminade †	84

Nickname: Sealwolves  
 Colors: Green & Gold  
 Arena: Wells Fargo Sports Complex  
 Capacity: 1,250; Year Built: 1977  
 AD: Steve Cobb  
 SID: Nate Sagan

**ALAS. FAIRBANKS**

Fairbanks, AK 99775-7500 .....II

Coach: Frank Ostanik, Alas. Fairbanks  
 1993

**2005-06 RESULTS (17-10)**

55 San Diego St. ■	67
65 Montana St. ■	62
78 Kennesaw St. ■	65
113 LIFE Bible ■	78
86 LIFE Bible ■	71
59 BYU-Hawaii ■	76
90 Cal St. Stanislaus ■	82
82 Tarleton St. †	73
88 Cal St. Chico †	80
73 Central Wash.	85
86 Western Wash.	95
83 St. Martin's ■	70
94 Seattle ■	92
98 Northwest Nazarene	66
66 Seattle Pacific	93
71 Western Ore. ■	56
92 Humboldt St. ■	79
76 Alas. Anchorage ■	73
80 Seattle	69
83 St. Martin's	90
82 Seattle Pacific ■	88
70 Northwest Nazarene ■	78
64 Humboldt St.	71
82 Western Ore.	76
73 Alas. Anchorage	84
85 Western Wash. ■	79
90 Central Wash. ■	77

Nickname: Nanooks  
 Colors: Blue & Gold  
 Arena: Patty Center  
 Capacity: 2,000; Year Built: 1962  
 AD: Forrest Karr  
 SID: Jamie Schanback

**ALBANY ST. (GA.)**

Albany, GA 31705 .....II

Coach: John Davis, Albany St. (Ga.) 1969

**2005-06 RESULTS (16-13)**

57 Fla. Southern †	78
60 Montevallo	82
84 LeMoyne-Owen	76
71 Miles	53
66 Clayton St.	74
63 Stillman	58
74 Tuskegee	59
59 Lane ■	74
77 Kentucky St. ■	64
73 Fort Valley St. ■	61
51 Benedict	69
53 Paine	57
60 Lane	63
58 Kentucky St.	54
48 Fla. Gulf Coast ■	46
66 LeMoyne-Owen ■	51
52 Miles	43
61 Morehouse ■	65
68 Clark Atlanta ■	61
53 Stillman ■	64
70 Tuskegee ■	64
74 Clark Atlanta	61
66 Morehouse	62
63 Fort Valley St.	69
48 Benedict ■	46
62 Paine ■	67
44 Fla. Gulf Coast	48
75 Lane †	63
52 Miles †	60

Nickname: Golden Rams  
 Colors: Blue & Gold  
 Arena: HPER Gym Complex  
 Capacity: 4,000; Year Built: 1998  
 AD: Joshua Murfree, Jr.  
 SID: Edythe Bradley

**ALBANY (N.Y.)**

Albany, NY 12222.....I

Coach: Will Brown, Dowling 1995

**2005-06 RESULTS (21-11)**

90 Oakland †	73
64 Florida	83
61 Sacred Heart ■	63
53 San Diego St.	80
65 UCLA	73
74 Siena	82
78 Cleveland St.	65
48 Harvard ■	61
70 Binghamton ■	65
63 Stony Brook	58
62 Brown	47
75 Hartford ■	62
76 Maine	56
68 Cornell ■	59
53 Boston U.	47
72 Utah Valley St. ■	61
53 Vermont	65
72 New Hampshire ■	75
62 UMBC ■	50
52 Binghamton	51
85 Stony Brook ■	62
71 Boston U. ■	60
65 Hartford	63
87 Maine	73
67 Va. Commonwealth	70
76 Vermont ■	64
71 New Hampshire	78
76 UMBC	61
79 UMBC †	65
67 New Hampshire †	54
80 Vermont ■	67
59 Connecticut †	72

Nickname: Great Danes  
 Colors: Purple & Gold  
 Arena: Recreation & Convocation Center  
 Capacity: 5,000; Year Built: 1992  
 AD: Lee McElroy  
 SID: Brian DePasquale

**ALBERTUS MAGNUS**

New Haven, CT 06511-1189...III

Coach: Bob McMahon, Boston U. 1976

**2005-06 RESULTS (4-21)**

78 Western Conn. St. ■	94
58 Coast Guard ■	98
70 Newbury	75
58 Rivier ■	74
73 Westfield St. ■	90
82 Southern Vt.	93
66 Suffolk	106
63 Western New Eng. ■	74
97 Daniel Webster ■	61
65 Norwich ■	75
64 Emmanuel (Mass.)	88
78 Mitchell	90
67 Johnson & Wales (R.I. ■	73
69 Emerson	80
90 Daniel Webster	73
94 Southern Vt. ■	99
52 Western New Eng.	97
84 Emmanuel (Mass.) ■	106
89 Rivier	93
71 Emerson ■	83
58 Eastern Conn. St.	107
63 Johnson & Wales (R.I.)	74
83 Wesleyan (Conn.) ■	82
85 Suffolk ■	73
67 Norwich	108

Nickname: Falcons  
 Colors: Royal Blue & White  
 Arena: Cosgrove Marcus Messer Center  
 Capacity: 700; Year Built: 1989  
 AD: Jennifer Pacelli  
 SID: Jeff Mills

**ALBION**

Albion, MI 49224.....III

Coach: Mike Turner, Albion 1969

**2005-06 RESULTS (20-6)**

77 Mich.-Dearborn ■	88
78 DePauw ■	70
78 Juniata †	59
75 Baldwin-Wallace †	72
72 Manchester ■	60
65 Spring Arbor	64
74 Dallas †	48
73 LaGrange †	70
79 Concordia (Mich.) ■	65
74 Elmhurst ■	66
75 Adrian	58
86 Tri-State ■	75
76 Hope ■	58
74 Alma	71
64 Kalamazoo ■	58
66 Calvin ■	69
73 Olivet	56
85 Adrian ■	46
72 Tri-State	77
55 Hope	74
82 Alma ■	57
59 Kalamazoo	55
66 Calvin	78
81 Olivet ■	54
69 Adrian ■	53
65 Hope †	76

Nickname: Britons  
 Colors: Purple & Gold  
 Arena: Kresge Gymnasium  
 Capacity: 1,400; Year Built: 1925  
 AD: Jerry Block  
 SID: Bobby Lee

**ALBRIGHT**

Reading, PA 19612-5234.....III

Coach: Rick Ferry, Susquehanna 1985

**2005-06 RESULTS (19-9)**

97 Rutgers-Camden ■	62
70 Marymount (Va.) ■	60
97 Lincoln (Pa.) ■	96
78 Moravian	68
74 Elizabethtown ■	65
71 York (Pa.) ■	89
65 DeSales	80
64 Alvernia	58
73 Rockford †	77
83 Stevens Institute †	71
95 Grove City ■	68
81 Buffalo St. ■	76
73 Widener ■	48
61 Messiah	64
69 Lebanon Valley	47
77 Juniata ■	82
76 Susquehanna	66
75 Elizabethtown	78
86 Moravian ■	71
62 Messiah ■	69
54 Widener	67
70 Susquehanna ■	61
66 Lebanon Valley ■	50
82 Juniata	77
59 Messiah	78
82 DeSales	72
67 Keystone	58
92 Pitt.-Greensburg †	72

Nickname: Lions  
 Colors: Red & White  
 Arena: Bollman Center  
 Capacity: 2,500; Year Built: 1950  
 AD: Stephen George  
 SID: Jeff Feiler

**ALCORN ST.**

Alcorn State, MS 39096-7500 ...I

Coach: Samuel West, Texas Southern 1977

**2005-06 RESULTS (8-20)**

52 South Fla.	69
67 Florida St.	85
74 Arizona St.	86
50 Sam Houston St.	51
57 Stephen F. Austin	75
59 UAB	81
53 Southern California	76
75 New Mexico	87
69 Mississippi	82
84 Texas Southern	76
72 Prairie View	64
58 Jackson St. ■	56
62 Grambling ■	65
59 Mississippi Val.	67
48 Ark.-Pine Bluff	74
70 Alabama St. ■	75
77 Alabama A&M ■	74
55 Southern U.	72
67 Jackson St.	89
75 Grambling	71
78 Mississippi Val. ■	61
62 Ark.-Pine Bluff ■	66
69 Alabama St.	71
74 Alabama A&M	84
57 Southern U. ■	69
84 Texas Southern ■	77
89 Prairie View ■	70
52 Southern U. †	73

Nickname: Braves  
 Colors: Purple & Gold  
 Arena: Davey L. Whitney Complex  
 Capacity: 7,000; Year Built: 1974  
 AD: Robert H. J. Raines  
 SID: Josh Bean

**ALDERSON-BROADDUS**

Philippi, WV 26416.....II

Coach: Greg Zimmerman, Alderson-Broaddus 1978

**2005-06 RESULTS (24-7)**

71 Cheyney †	63
63 Millersville	76
76 Western Ore.	77
83 Central Wash. †	80
106 Pfeiffer †	104
114 Ohio-Zanesville †	37
68 Dist. Columbia	56
79 Edinboro ■	66
99 West Liberty St.	86
70 Salem Int'l	69
78 Ohio Valley ■	64
91 Wheeling Jesuit ■	84
83 Shepherd ■	59
98 Bluefield St.	73
79 West Va. Tech.	63
82 West Virginia St. ■	80
78 Charleston (W.V.) ■	54
109 Concord	115
92 Fairmont St. ■	57
76 Davis & Elkins ■	64
79 West Va. Wesleyan	71
82 Glenville St. ■	91
98 Davis & Elkins	62
87 West Va. Wesleyan ■	78
84 Shepherd	49
68 Glenville St.	75
65 Charleston (W.V.) †	50
65 West Virginia St. †	74
64 Salem Int'l †	58
88 West Virginia St. †	82
70 Barton	73

Nickname: Battlers  
 Colors: Blue, Gray & Gold

Arena: Rex Pyles Arena  
 Capacity: 2,500; Year Built: 1968  
 AD: Jerrell D. Long  
 SID: Carrie Bodkins

**ALFRED**

Alfred, NY 14802.....III

Coach: Jay Murphy, Brockport St. 1981

**2005-06 RESULTS (12-13)**

43 Rochester	80
74 Tufts †	94
71 Hilbert	60
86 Allegheny	76
76 Cortland St. ■	86
78 Geneseo St. ■	73
72 Potsdam St. ■	66
84 St. Lawrence ■	70
86 Denison †	79
86 Case Reserve	91
68 Hartwick	65
63 Utica	74
93 Penn St.-DuBois ■	62
74 Nazareth ■	89
76 Rochester Inst. ■	79
69 St. John Fisher	77
76 Ithaca	83
68 Elmira	66
60 Utica ■	74
68 Hartwick ■	54
63 St. John Fisher ■	67
71 Elmira	51
83 Ithaca ■	91
73 Rochester Inst.	70
88 Nazareth	85

Nickname: Saxons  
 Colors: Purple & Gold  
 Arena: James A. McLean Physical  
 Capacity: 3,200; Year Built: 1971  
 AD: James M. Moretti  
 SID: Mark Whitehouse

**ALLEGHENY**

Meadville, PA 16335 .....III

Coach: Rob Clune, Albany (N.Y.) 1981

**2005-06 RESULTS (11-14)**

73 Grove City	64
78 Wash. & Jeff. †	77
66 Baldwin-Wallace ■	89
75 Juniata ■	88
76 Alfred ■	86
77 Kenyon	68
100 Westminster (Pa.) ■	98
61 Ohio Wesleyan	76
82 Thiel	74
64 Penn St.-Behrend	78
63 Wabash	70
53 Earlham	69
71 Wooster ■	102
78 Denison ■	81
82 Oberlin	57
56 Wittenberg ■	61
86 Hiram	76
80 Kenyon	72
88 Wooster	121
67 Ohio Wesleyan ■	77
86 Oberlin ■	55
77 Denison	61
81 Hiram ■	72
58 Wittenberg	87
67 Ohio Wesleyan	106

Nickname: Gators  
 Colors: Blue & Gold  
 Arena: Wise Center  
 Capacity: 1,000; Year Built: 1997  
 AD: Betsy Mitchell  
 SID: Bill Salyer

**ALMA**

Alma, MI 48801 .....III

Coach: Ed Kohtala, Maine 1981

**2005-06 RESULTS (10-16)**

54 Wabash.....	73
71 Texas-Dallas †.....	69
73 Concordia (Mich.) ■.....	83
65 Madonna.....	68
83 Lake Superior St. ■.....	68
103 Marygrove ■.....	79
67 Spring Arbor ■.....	65
75 Finlandia ■.....	56
64 Manchester ■.....	55
74 Case Reserve.....	73
56 Denison †.....	68
80 Olivet ■.....	61
60 Calvin.....	64
73 Kalamazoo.....	77
71 Albion ■.....	74
70 Tri-State ■.....	77
76 Hope ■.....	85
72 Adrian.....	73
65 Olivet.....	75
67 Calvin ■.....	82
63 Kalamazoo ■.....	72
57 Albion.....	82
81 Tri-State.....	76
46 Hope.....	90
73 Adrian ■.....	61
63 Hope.....	85

Nickname: Scots  
 Colors: Maroon & Cream  
 Arena: Cappaert Gymnasium  
 Capacity: 3,000; Year Built: 1967  
 AD: Ellen Curtis  
 SID: Lindsay Carpenter

**ALVERNIA**

Reading, PA 19607 .....III

Coach: Mike Miller, Delaware Valley 1980

**2005-06 RESULTS (23-5)**

79 Penn St.-Berks ■.....	66
66 Montclair St. ■.....	63
80 Lafayette.....	86
83 Immaculata ■.....	54
82 Misericordia.....	61
92 Wesley ■.....	80
58 Albright ■.....	64
73 Frank. & Marsh.....	78
74 Immaculata.....	43
80 Curry †.....	48
82 Chestnut Hill †.....	49
81 Gwynedd-Mercy.....	80
76 Arcadia ■.....	50
92 Marywood.....	64
89 Cabrini ■.....	65
67 Neumann.....	69
69 Arcadia.....	54
77 Misericordia ■.....	52
89 Wesley.....	82
97 Eastern ■.....	91
80 Cabrini.....	69
77 Neumann ■.....	73
95 Gwynedd-Mercy ■.....	84
75 Eastern.....	72
85 Marywood ■.....	64
89 Gwynedd-Mercy ■.....	78
66 Wesley ■.....	63
77 Messiah †.....	83

Nickname: Crusaders  
 Colors: Maroon & Gold  
 Arena: Physical Education Center  
 Capacity: 1,500; Year Built: 1987  
 AD: John McCloskey  
 SID: Jon King

**AMERICAN**

Washington, DC 20016 .....I

Coach: Jeff Jones, Virginia 1982

**2005-06 RESULTS (12-17)**

82 Washington.....	99
59 Wagner.....	75
63 La Salle.....	75
60 Loyola (Md.).....	68
50 Ohio.....	81
35 George Mason †.....	75
80 Mt. St. Mary's ■.....	60
74 Towson.....	70
72 Howard ■.....	60
55 Maryland.....	81
62 Vermont.....	72
62 St. Francis (Pa.).....	52
59 Lehigh ■.....	70
59 Yale ■.....	71
50 Bucknell ■.....	58
74 Colgate.....	66
65 Army ■.....	63
63 Holy Cross.....	74
68 Navy.....	77
74 Lafayette ■.....	56
58 Lehigh.....	65
57 Bucknell.....	74
72 Colgate ■.....	64
68 Army.....	55
62 Holy Cross ■.....	69
65 Navy ■.....	48
77 Lafayette.....	67
75 Lafayette †.....	62
50 Bucknell.....	64

Nickname: Eagles  
 Colors: AU Red, White & Blue  
 Arena: Bender Arena  
 Capacity: 4,500; Year Built: 1988  
 AD: Joni Comstock  
 SID: Anthony Wilson

**AMERICAN INT'L**

Springfield, MA 01109-3189 ....I

Coach: Arthur Luptowski, Bloomsburg 1973

**2005-06 RESULTS (13-15)**

76 Wilmington (Del.).....	67
73 Philadelphia U.....	76
67 Bryant ■.....	65
75 Southern Conn. St.....	68
62 St. Rose ■.....	61
71 Pace.....	79
49 Assumption.....	76
60 Merrimack.....	64
63 Post ■.....	56
56 Dowling ■.....	52
67 New Haven ■.....	65
52 Stonehill.....	68
63 Merrimack ■.....	55
78 Bentley.....	93
65 Bryant.....	78
58 Assumption ■.....	60
55 Southern Conn. St. ■.....	53
55 St. Rose.....	83
75 Pace ■.....	81
58 Mass.-Lowell.....	65
71 Southern N.H. ■.....	63
72 Franklin Pierce.....	67
75 St. Anselm ■.....	83
79 St. Michael's.....	69
65 Le Moyne ■.....	45
59 Stonehill ■.....	71
57 Bentley ■.....	69
54 Bryant.....	61

Nickname: Yellow Jackets  
 Colors: Gold, White & Black  
 Arena: Henry A. Butova Gym  
 Capacity: 2,500; Year Built: 1965  
 AD: Richard F. Bedard  
 SID: Greg Royce

**AMHERST**

Amherst, MA 01002-5000 .....III

Coach: David Hixon, Amherst 1975

**2005-06 RESULTS (28-4)**

98 Fitchburg St. ■.....	43
68 Endicott ■.....	57
80 Springfield †.....	74
102 Westfield St. †.....	77
78 Western New Eng. ■.....	57
94 Worcester St. ■.....	65
99 Emmanuel (Mass.) ■.....	69
61 Pomona-Pitzer †.....	42
68 Occidental.....	73
66 Williams ■.....	56
89 Wesleyan (Conn.) ■.....	54
85 Trinity (Conn.) ■.....	88
111 Elms.....	83
74 Wesleyan (Conn.).....	49
83 Connecticut Col.....	52
78 Babson.....	51
86 Bowdoin ■.....	72
78 Colby ■.....	59
82 Brandeis.....	69
83 Williams.....	55
86 Middlebury.....	78
99 Lasell.....	76
88 Bates ■.....	52
99 Tufts.....	70
74 Connecticut Col. ■.....	48
86 Bates ■.....	66
94 Tufts ■.....	86
83 Hamilton ■.....	59
90 Tufts ■.....	85
93 St. John Fisher ■.....	70
60 Wittenberg †.....	64
68 Ill. Wesleyan †.....	71

Nickname: Lord Jeffs  
 Colors: Purple & White  
 Arena: Lefrak Gymnasium  
 Capacity: 2,450; Year Built: 1986  
 AD: Suzanne R. Coffey  
 SID: Tanner Lipsett

**ANDERSON (IND.)**

Anderson, IN 46012-3495 .....III

Coach: Tom Slyder, Anderson (Ind.) 1988

**2005-06 RESULTS (8-18)**

99 Thomas More ■.....	95
49 Wilmington (Ohio) ■.....	50
61 Rose-Hulman.....	59
76 Wis.-Whitewater ■.....	87
65 Olivet ■.....	70
87 Tri-State.....	74
45 Ind.-South Bend.....	68
55 Rose-Hulman ■.....	61
47 Ball St.....	75
80 LaGrange.....	70
85 Sewanee.....	83
74 Mt. St. Joseph ■.....	69
82 Transylvania.....	84
45 Hanover ■.....	62
83 Franklin.....	97
64 Defiance.....	57
61 Bluffton ■.....	63
48 Manchester.....	80
68 Transylvania ■.....	85
83 Hanover.....	102
63 Franklin ■.....	73
90 Defiance ■.....	71
73 Bluffton.....	83
64 Manchester ■.....	78
58 Mt. St. Joseph.....	88
57 Franklin.....	71

Nickname: Ravens  
 Colors: Orange & Black  
 Arena: O.C. Lewis Gym  
 Capacity: 3,000; Year Built: 1962

AD: Michael Zapolski  
 SID: Justin Bates

**ANDERSON (S.C.)**

Anderson, SC 29621 .....II

Coach: Doug Novak, Tennessee 1990

**2005-06 RESULTS (6-21)**

80 Newberry.....	86
81 Fayetteville St. †.....	71
56 Francis Marion.....	68
64 Mars Hill.....	66
65 Lees-McRae ■.....	69
64 Barton.....	79
66 Clafin ■.....	77
65 Mars Hill ■.....	64
87 Belmont Abbey ■.....	76
65 Mount Olive.....	90
58 Queens (N.C.) ■.....	74
60 St. Andrews.....	66
58 Erskine ■.....	68
92 Pfeiffer ■.....	89
62 Limestone.....	68
75 Coker ■.....	82
80 Barton ■.....	96
63 Belmont Abbey.....	72
73 Lees-McRae.....	80
79 Mount Olive ■.....	93
57 Queens (N.C.).....	72
67 Erskine.....	62
70 Limestone ■.....	75
86 St. Andrews ■.....	71
67 Coker.....	73
67 Pfeiffer.....	87
66 Belmont Abbey.....	76

Nickname: Trojans  
 Colors: Gold & Black  
 Arena: Abney Athletic Center  
 Capacity: 1,000; Year Built: 1979  
 AD: Robert G. Beville  
 SID: Cobb Oxford

**ANGELO ST.**

San Angelo, TX 76909 .....II

Coach: Joe Esposito, Marist 1988

**2005-06 RESULTS (8-19)**

88 Hillsdale Free Will ■.....	56
78 UTSA.....	81
63 Incarnate Word.....	41
103 Southwestern Christ. ■.....	56
71 Bacone ■.....	49
58 Tex. A&M-Commerce.....	65
89 Rhema ■.....	68
62 Northeastern St. ■.....	83
84 Central Okla. ■.....	83
88 Central Bible (Mo.) ■.....	66
65 North Texas.....	111
85 Abilene Christian.....	90
76 Southeastern Okla.....	88
69 East Central.....	77
70 Abilene Christian ■.....	76
73 Cameron ■.....	76
76 Southwestern Okla. ■.....	57
64 Eastern N.M. ■.....	74
71 West Tex. A&M.....	77
58 Tex. A&M-Kingsville.....	60
67 Midwestern St. ■.....	73
69 Tarleton St.....	96
80 Midwestern St.....	87
60 Tarleton St. ■.....	94
80 Eastern N.M.....	97
77 West Tex. A&M ■.....	81
78 Tex. A&M-Kingsville ■.....	86

Nickname: Rams  
 Colors: Blue & Gold  
 Arena: Junell Center/Stephens Arena  
 Capacity: 5,500; Year Built: 2001  
 AD: Kathleen Brasfield  
 SID: M.L. Stark Hinkle



**ANNA MARIA**

Paxton, MA 01612-1198 .....III

Coach: David Shea, Anna Maria 1993

**2005-06 RESULTS (3-22)**

54 Bard †	65
63 Johnson St. †	66
86 Newbury	82
62 Elms	100
69 Becker ■	74
59 Roger Williams	71
54 Salve Regina	79
68 Bard	64
61 Newbury †	86
82 Fitchburg St. ■	91
52 Wentworth Inst. ■	78
43 Eastern Nazarene	81
64 Roger Williams ■	73
53 Curry ■	78
70 Colby-Sawyer ■	116
51 New England	68
63 Endicott	82
68 Nichols ■	94
57 Salve Regina ■	79
60 New England Col.	63
51 Gordon ■	90
92 Thomas ■	79
55 Nichols	79
51 Curry	87
68 Eastern Nazarene ■	87

Nickname: AMCATS  
 Colors: Royal Blue & White  
 Arena: Fuller Activities Center  
 Capacity: 500; Year Built: 1986  
 AD: David Shea  
 SID: David Gentleman

**APPALACHIAN ST.**

Boone, NC 28608 .....I

Coach: Houston Fancher, Middle Tenn. 1988

**2005-06 RESULTS (14-16)**

75 Ark.-Little Rock ■	65
51 Va. Commonwealth ■	47
78 Wake Forest	91
79 James Madison	81
87 Methodist ■	69
69 Davidson ■	102
81 Tennessee	89
68 North Carolina St.	92
73 Marshall	65
63 Ark.-Little Rock	78
70 Niagara †	79
71 Duquesne	68
60 Marshall ■	64
59 Elon	65
68 Western Caro. ■	53
105 Montreat ■	57
57 Chattanooga ■	73
60 UNC Greensboro	62
90 Ga. Southern ■	84
66 Citadel	65
53 Col. of Charleston	64
59 Wofford ■	60
64 Furman	76
71 Elon ■	60
83 Western Caro.	66
50 Chattanooga	64
75 UNC Greensboro ■	70
66 Wofford †	65
74 Ga. Southern †	61
75 Chattanooga †	78

Nickname: Mountaineers  
 Colors: Black & Gold  
 Arena: Holmes Convocation Center  
 Capacity: 8,325; Year Built: 2000  
 AD: Charles Cobb  
 SID: Ty Patton

**ARCADIA**

Glenside, PA 19038-3295 .....III

Coach: Patrick Dorney, Lebanon Valley

**2005-06 RESULTS (16-11)**

49 Lebanon Valley	55
54 Averett †	78
60 Muhlenberg	83
52 Lycoming	66
66 Immaculata	57
92 Eastern	85
78 Delaware Valley	86
64 Chestnut Hill ■	58
67 Neumann ■	55
69 Misericordia	68
71 Cabrini	72
50 Alvernia	76
71 Eastern ■	63
69 Marywood ■	64
54 Alvernia	69
83 Penn St.-Berks ■	48
41 Neumann	42
67 Gwynedd-Mercy	65
67 Misericordia ■	43
67 Immaculata	65
76 Wesley	75
60 Cabrini ■	59
78 Marywood	68
48 Wesley ■	50
76 Gwynedd-Mercy ■	64
67 Neumann ■	60
67 Wesley	68

Nickname: Knights  
 Colors: Scarlet & Gray  
 Arena: Kuch Center  
 Capacity: 1,500; Year Built: 1993  
 AD: Shirley M. Liddle  
 SID: Tom Carlin

**ARIZONA**

Tucson, AZ 85721-0096 .....I

Coach: Lute Olson, Augsburg 1956

**2005-06 RESULTS (20-13)**

61 Kansas †	49
70 Connecticut †	79
71 Michigan St. †	74
81 Virginia ■	51
65 Houston	69
75 Northern Ariz. ■	66
73 St. Mary's (Cal.) ■	61
73 Utah	43
87 Sam Houston St. ■	51
86 Western Ky.	81
70 Washington St.	52
96 Washington	95
79 UCLA ■	85
74 Southern California ■	63
65 Oregon St.	75
68 Oregon	73
90 Stanford ■	81
60 California	55
80 Arizona St.	70
69 North Carolina	86
70 Southern California	77
73 UCLA	84
70 Oregon ■	68
80 Oregon St. ■	58
66 California	75
76 Stanford	72
68 Arizona St. ■	47
66 Washington St. ■	61
67 Washington St.	70
73 Stanford †	68
59 UCLA †	71
94 Wisconsin †	75
78 Villanova †	82

Nickname: Wildcats  
 Colors: Cardinal & Navy  
 Arena: McKale Center

Capacity: 14,545; Year Built: 1973  
 AD: Jim Livengood  
 SID: Richard Paige

**ARIZONA ST.**

Tempe, AZ 85287-2505 .....I

Coach: Rob Evans, New Mexico St. 1968

**2005-06 RESULTS (11-17)**

82 Southern Utah ■	62
86 Alcorn St. ■	74
73 UC Santa Barb. ■	57
83 North Texas ■	67
79 Minnesota ■	85
71 Utah Valley St. ■	75
43 Iowa	62
64 Boise St. ■	49
72 Northern Ariz. ■	55
67 Washington	91
49 Washington St.	64
65 Southern California ■	66
60 UCLA ■	61
53 Oregon	67
65 Oregon St.	63
58 California ■	88
64 Stanford ■	70
70 Arizona ■	80
60 UCLA	69
68 Southern California	65
76 Oregon St. ■	59
87 Oregon ■	98
69 Stanford	82
65 California	64
47 Arizona	68
66 Washington ■	91
68 Washington St. ■	55
68 Oregon St. †	71

Nickname: Sun Devils  
 Colors: Maroon & Gold  
 Arena: Wells Fargo Arena  
 Capacity: 14,198; Year Built: 1974  
 AD: Lisa Love  
 SID: Doug Tammara

**ARKANSAS**

Fayetteville, AR 72701 .....I

Coach: Stan Heath, Eastern Mich. 1988

**2005-06 RESULTS (22-10)**

107 Portland St. ■	69
68 Connecticut †	77
65 Kansas †	64
62 Maryland †	75
75 Radford ■	55
77 Southern Miss. ■	35
66 Missouri ■	63
73 Texas St. ■	67
79 Missouri St. ■	75
80 Rice †	61
78 Texas Tech †	65
66 Tex.-Pan American ■	38
83 Western Ill. ■	54
67 Mississippi St.	69
58 LSU ■	63
78 Vanderbilt ■	66
75 Alabama	78
68 Auburn	52
71 Mississippi ■	58
76 Kentucky	78
73 South Carolina ■	59
77 LSU	78
84 Auburn ■	64
70 Mississippi	73
85 Florida	81
65 Alabama ■	63
73 Tennessee	69
80 Mississippi St. ■	70
74 Georgia	57
80 Georgia †	67

71 Florida †	74
55 Bucknell †	59

Nickname: Razorbacks  
 Colors: Cardinal & White  
 Arena: Bud Walton Arena  
 Capacity: 19,200; Year Built: 1993  
 AD: J. Frank Broyles  
 SID: Robby Edwards

**ARKANSAS ST.**

State University, AR 72467 .....I

Coach: Dickey Nutt, Oklahoma St. 1982

**2005-06 RESULTS (12-18)**

85 Mo.-Rolla ■	56
63 Mississippi St.	68
80 Missouri St. ■	97
77 Tenn.-Martin	80
56 Richmond †	37
55 Louisville	67
82 Prairie View †	69
91 Freed-Hardeman ■	77
81 Lamar ■	91
71 Ga. Southern ■	82
78 Mississippi	85
55 Missouri St.	84
69 Ark.-Pine Bluff ■	60
64 Oklahoma St.	84
70 Western Ky. ■	72
81 Florida Int'l	71
74 Ark.-Little Rock	70
68 Middle Tenn.	77
63 Western Ky.	87
72 Denver ■	61
79 North Texas ■	82
78 Ark.-Little Rock ■	66
91 Troy ■	68
69 South Ala.	78
85 Florida Int'l ■	84
75 Middle Tenn. ■	74
71 Austin Peay	92
65 La.-Lafayette	71
58 New Orleans	62
83 Troy †	107

Nickname: Indians  
 Colors: Scarlet & Black  
 Arena: Convocation Center  
 Capacity: 10,038; Year Built: 1987  
 AD: Dean Lee  
 SID: Bill Bowen

**ARKANSAS TECH**

Russellville, AR 72801-2222 .....II

Coach: Rick McCormick, Okla. Sci. & Arts 1979

**2005-06 RESULTS (11-16)**

70 William Penn ■	51
85 Lincoln (Mo.) †	76
69 Mo.-St. Louis	72
97 Arizona Bible ■	89
61 Northeastern St. ■	58
66 Rhema ■	59
85 Ozarks (Ark.) ■	65
65 Southwestern Okla. ■	56
73 Incarnate Word ■	65
79 Mo.-St. Louis ■	73
56 Colorado St.	83
68 Ark.-Monticello	87
67 Southern Ark.	56
77 Central Ark. ■	81
55 Christian Bros.	59
49 Ouachita Baptist ■	52
60 Henderson St.	63
68 Harding ■	70
59 Delta St.	84
64 Ark.-Monticello ■	74
81 Southern Ark. ■	77
61 Central Ark.	68
75 Christian Bros. ■	78



59 Ouachita Baptist.....	78
50 Henderson St. ■.....	57
82 Harding.....	90
61 Delta St. ■.....	78

Nickname: Wonder Boys  
 Colors: Green & Gold  
 Arena: Tucker Coliseum  
 Capacity: 3,500; Year Built: 1976  
 AD: Steve Mullins  
 SID: Ben Greenberg

**ARK.-LITTLE ROCK**

Little Rock, AR 72204.....I

Coach: Steve Shields, Baylor 1988

**2005-06 RESULTS (14-15)**

65 Appalachian St.....	75
61 Navy ■.....	57
73 Texas St. ■.....	54
67 John Brown ■.....	62
67 Michigan St. †.....	72
49 Illinois.....	75
68 Bowling Green ■.....	60
72 Ark.-Pine Bluff ■.....	54
78 Appalachian St. ■.....	63
42 Southern Ill.....	67
44 Utah St.....	76
73 Idaho St. †.....	72
55 Florida Int'l.....	53
70 Arkansas St. ■.....	74
70 Western Ky.....	74
68 Middle Tenn.....	66
69 North Texas ■.....	60
62 Denver ■.....	52
66 Arkansas St.....	78
58 South Ala. ■.....	65
73 Troy.....	66
55 Florida Int'l ■.....	58
81 Savannah St. ■.....	53
73 Western Ky. ■.....	74
58 Middle Tenn. ■.....	68
60 New Orleans.....	69
59 La.-Lafayette ■.....	69
72 North Texas †.....	55
53 South Ala. †.....	78

Nickname: Trojans  
 Colors: Maroon, Silver & Black  
 Arena: Jack Stephens Center  
 Capacity: 5,600; Year Built: 2005  
 AD: Chris Peterson  
 SID: Joe Angolia

**ARK.-MONTICELLO**

Monticello, AR 71656.....II

Coach: Mike Newell, Sam Houston St. 1973

**2005-06 RESULTS (21-11)**

72 Arizona Bible ■.....	73
74 Lynn.....	61
73 Fla. Gulf Coast.....	50
90 Philander Smith ■.....	65
100 Philander Smith.....	68
46 Dayton.....	63
63 Cincinnati.....	84
48 LSU †.....	75
81 UC Irvine †.....	64
78 Northern Mich. †.....	69
106 Central Baptist ■.....	49
87 Arkansas Tech ■.....	68
74 Henderson St.....	65
73 Harding ■.....	79
58 Delta St.....	73
53 Southern Ark. ■.....	50
53 Central Ark.....	54
71 Christian Bros. ■.....	66
66 Ouachita Baptist.....	60
74 Arkansas Tech.....	64
56 Henderson St. ■.....	54
88 Harding.....	68

60 Delta St. ■.....	63
87 Southern Ark.....	69
69 Central Ark. ■.....	60
62 Christian Bros.....	66
81 Ouachita Baptist ■.....	75
81 North Ala. †.....	62
71 Montevallo †.....	80
90 North Ala. †.....	81
83 Delta St.....	68
86 Montevallo †.....	89

Nickname: Boll Weevils  
 Colors: Kelly Green & White  
 Arena: Steelman Fieldhouse  
 Capacity: 2,600; Year Built: 1959  
 AD: Alvy Early  
 SID: Paul Smith

**ARK.-PINE BLUFF**

Pine Bluff, AR 71601.....I

Coach: Van Holt, Ark.-Pine Bluff 1965

**2005-06 RESULTS (13-16)**

55 Creighton.....	87
64 Duquesne.....	56
44 Air Force.....	63
91 Philander Smith ■.....	78
82 Philander Smith.....	72
54 Ark.-Little Rock.....	72
53 TCU.....	70
60 Arkansas St.....	69
62 Mississippi Val.....	68
65 Alabama A&M.....	74
52 Alabama St.....	49
58 Southern U. ■.....	60
74 Alcorn St. ■.....	48
77 Prairie View.....	54
53 Texas Southern.....	65
64 Grambling ■.....	66
57 Jackson St.....	62
70 Alabama A&M ■.....	68
46 Alabama St. ■.....	60
68 Southern U.....	71
66 Alcorn St.....	62
67 Prairie View ■.....	54
64 Texas Southern ■.....	65
78 Grambling.....	68
68 Jackson St.....	73
68 Mississippi Val. ■.....	57
64 Alabama A&M †.....	54
61 Grambling †.....	49
44 Southern U. †.....	57

Nickname: Golden Lions  
 Colors: Black & Gold  
 Arena: K.L. Johnson HPER Complex  
 Capacity: 4,500; Year Built: 1982  
 AD: Craig Curry  
 SID: Carl Whipper

**ARMSTRONG ATLANTIC**

Savannah, GA 31419-1997.....II

Coach: Jeff Burkhamer, Alderson-Broaddus 1984

**2005-06 RESULTS (23-8)**

68 Queens (N.C.).....	62
69 Shaw †.....	67
75 Carson-Newman †.....	70
46 Fort Valley St. †.....	47
69 Clayton St. ■.....	63
65 Columbus St.....	77
66 Lenoir-Rhyne ■.....	55
65 Presbyterian ■.....	56
78 Florida Tech ■.....	71
81 S.C.-Aiken.....	67
75 Francis Marion ■.....	59
79 UNC Pembroke.....	60
63 Lander ■.....	51
50 S.C. Upstate ■.....	49
58 Augusta St. ■.....	64
49 Clayton St.....	66

84 Columbus St. ■.....	75
70 Augusta St.....	52
75 S.C.-Aiken ■.....	65
65 GC&SU.....	74
71 Francis Marion.....	63
85 UNC Pembroke ■.....	62
55 Lander.....	45
57 GC&SU ■.....	50
67 S.C. Upstate.....	76
76 Augusta St. †.....	69
74 GC&SU †.....	72
49 S.C. Upstate †.....	73
67 Presbyterian †.....	73

Nickname: Pirates  
 Colors: Maroon & Gold  
 Arena: Alumni Arena  
 Capacity: 5,000; Year Built: 1995  
 AD: Eddie Aenchbacher  
 SID: Chad Jackson

**ARMY**

West Point, NY 10996-2101.....I

Coach: Jim Crews, Indiana 1976

**2005-06 RESULTS (5-22)**

37 Temple.....	69
76 Polytechnic (N.Y.) ■.....	37
53 VMI.....	49
68 Citadel ■.....	70
54 Connecticut.....	68
67 Columbia.....	66
62 Sacred Heart.....	76
63 VMI ■.....	72
53 Maritime (N.Y.) ■.....	36
39 Cornell.....	74
57 Brown ■.....	59
42 Dartmouth ■.....	55
58 Colgate ■.....	71
46 Holy Cross ■.....	84
60 Lehigh.....	63
63 American.....	65
80 Navy.....	73
61 Lafayette ■.....	82
41 Colgate.....	60
54 Bucknell ■.....	67
62 Navy ■.....	67
38 Holy Cross.....	88
44 Lehigh ■.....	69
55 American ■.....	68
64 Lafayette.....	73
47 Bucknell.....	70
47 Bucknell.....	59

Nickname: Black Knights/Cadets  
 Colors: Black, Gold & Gray  
 Arena: Christl Arena  
 Capacity: 5,043; Year Built: 1985  
 AD: Kevin Anderson  
 SID: Mike Albright

**ASHLAND**

Ashland, OH 44805.....II

Coach: Roger Lyons, Ashland 1974

**2005-06 RESULTS (19-10)**

82 Cin.-Clermont ■.....	75
94 Mt. Vernon Naz.....	88
87 St. Joseph's (Ind.) ■.....	110
54 Fla. Memorial †.....	64
84 P.R.-Cayey †.....	71
86 West Va. Wesleyan.....	70
93 Lake Superior St.....	68
70 Michigan Tech.....	58
65 Findlay ■.....	80
81 Slippery Rock.....	70
77 Hiram ■.....	57
93 Malone ■.....	67
86 Lincoln Memorial ■.....	75
60 Gannon ■.....	49
79 Mercyhurst ■.....	68
83 Wayne St. (Mich.).....	85

75 Hillsdale.....	69
74 Northwood.....	71
84 Saginaw Valley.....	79
59 Ferris St. ■.....	87
60 Grand Valley St. ■.....	73
90 Hillsdale ■.....	78
56 Wayne St. (Mich.) ■.....	59
76 Gannon.....	77
77 Mercyhurst.....	69
75 Northern Mich. ■.....	70
50 Findlay.....	96
70 Mercyhurst ■.....	68
77 Grand Valley St.....	90

Nickname: Eagles  
 Colors: Purple & Gold  
 Arena: Charles Kates Gym  
 Capacity: 3,000; Year Built: 1967  
 AD: Bill Goldring  
 SID: Al King

**ASSUMPTION**

Worcester, MA 01609.....II

Coach: Serge DeBari, Assumption 1971

**2005-06 RESULTS (7-20)**

61 New Haven.....	62
78 Bentley.....	83
87 Queens (N.Y.) ■.....	71
61 Pace.....	86
68 Southern Conn. St. ■.....	69
62 St. Rose.....	76
76 American Int'l ■.....	49
50 Adelphi.....	72
74 St. Rose ■.....	79
70 C.W. Post.....	72
72 NYIT †.....	62
88 Bryant.....	94
48 Merrimack.....	82
60 Bentley ■.....	81
64 Stonehill.....	82
70 Bryant ■.....	94
60 American Int'l.....	58
60 Pace ■.....	79
62 Southern Conn. St.....	64
71 Southern N.H.....	88
57 Franklin Pierce ■.....	73
82 Mass.-Lowell.....	79
91 St. Michael's ■.....	84
66 Le Moyne.....	69
81 St. Anselm ■.....	78
51 Merrimack ■.....	72
55 Stonehill ■.....	80

Nickname: Greyhounds  
 Colors: Blue, White, & Grey  
 Arena: Andrew Laska Gym  
 Capacity: 3,000; Year Built: 1962  
 AD: Ted Paulauskas  
 SID: Steve Morris

**AUBURN**

Auburn, AL 36849.....I

Coach: Jeff Lebo, North Carolina 1989

**2005-06 RESULTS (12-16)**

69 Lipscomb ■.....	54
70 Gardner-Webb ■.....	43
67 Colorado St.....	77
91 McNeese St. ■.....	76
41 Pittsburgh.....	78
66 Southeastern La. ■.....	51
73 Temple.....	42
67 Texas A&M.....	72
64 Winthrop ■.....	62
87 Jacksonville St. ■.....	83
80 Southern Miss. ■.....	57
50 Vanderbilt.....	74
52 Alabama ■.....	56
57 Florida.....	69
52 Arkansas ■.....	68
62 Kentucky ■.....	71

66 Georgia ■	65
69 LSU	84
53 Mississippi St.	71
58 Mississippi ■	50
64 Arkansas	84
89 Tennessee	105
61 LSU ■	65
75 Mississippi St. ■	71
58 Mississippi	54
61 Alabama	71
63 South Carolina ■	67
71 Vanderbilt †	76

Nickname: Tigers  
 Colors: Burnt Orange & Navy Blue  
 Arena: Beard-Eaves-Memorial  
 Capacity: 10,500; Year Built: 1969  
 AD: Jay Jacobs  
 SID: Chuck Gallina

**AUGSBURG**

Minneapolis, MN 55454.....III

Coach: Aaron Griess, Colorado Col.  
 1993

**2005-06 RESULTS (4-21)**

57 Crown (Minn.)	50
52 Pomona-Pitzer	69
57 Claremont-MS	71
47 St. Olaf ■	65
56 St. Mary's (Minn.) ■	61
62 Bethel (Minn.)	59
53 Carleton ■	75
59 Waldorf ■	70
47 Northwestern (Minn.)	60
62 St. Thomas (Minn.)	59
71 Hamline ■	83
63 Concordia-M'head	89
46 Gust. Adolphus ■	59
59 St. John's (Minn.)	75
67 Macalester ■	70
60 St. Olaf	69
71 St. Mary's (Minn.)	84
64 Bethel (Minn.) ■	85
49 Carleton	76
44 St. Thomas (Minn.) ■	65
74 Hamline	87
70 Concordia-M'head ■	75
50 Gust. Adolphus	70
48 St. John's (Minn.) ■	72
59 Macalester	58

Nickname: Auggies  
 Colors: Maroon & Gray  
 Arena: Si Melby Hall  
 Capacity: 2,200; Year Built: 1961  
 AD: Paul Grauer  
 SID: Don Stoner

**AUGUSTA ST.**

Augusta, GA 30904.....II

Coach: Darren Metress, Belmont Abbey  
 1988

**2005-06 RESULTS (15-13)**

58 Paine	62
71 Benedict ■	68
58 Ga. Southern	90
69 Johnson C. Smith	67
62 Tusculum	68
60 GC&SU ■	61
70 Paine ■	57
84 Tusculum ■	77
66 Clayton St. ■	83
71 Columbus St.	81
71 UNC Pembroke	48
66 Lander ■	60
60 Francis Marion	56
64 S.C. Upstate ■	77
64 Armstrong Atlantic	58
52 Armstrong Atlantic ■	70
54 GC&SU	67

71 S.C.-Aiken ■	67
66 Clayton St.	56
73 Columbus St. ■	70
71 UNC Pembroke ■	55
66 Lander	74
59 S.C.-Aiken	57
67 Francis Marion ■	56
63 S.C. Upstate	77
69 Armstrong Atlantic †	76

Nickname: Jaguars  
 Colors: Royal Blue & White  
 Arena: George A. Christenberry  
 Fieldhouse  
 Capacity: 2,216; Year Built: 1991  
 AD: Clint Bryant  
 SID: Joey Warren

**AUGUSTANA (ILL.)**

Rock Island, IL 61201-2296.....III

Coach: Grey Giovanie, Central Mo. St.  
 1981

**2005-06 RESULTS (23-6)**

79 Clarke	73
72 Beloit	52
69 St. Ambrose ■	56
83 Simpson ■	74
76 Rockford	69
72 Coe	59
75 Concordia (Ill.)	58
64 Lake Forest ■	45
65 Rose-Hulman ■	59
88 Marian (Wis.) †	52
66 Wis.-Stout	70
67 North Park	53
60 Elmhurst	57
64 Wheaton (Ill.) ■	61
73 Carthage	70
81 Millikin ■	71
85 North Central (Ill.) ■	79
57 Ill. Wesleyan	54
63 Elmhurst	60
59 North Park ■	48
87 Carthage ■	80
60 Wheaton (Ill.)	64
71 Millikin	73
93 Ill. Wesleyan ■	85
61 North Central (Ill.)	86
67 Ill. Wesleyan ■	81
71 Buena Vista ■	66
77 Wis.-Stout ■	70
86 Puget Sound †	92

Nickname: Vikings  
 Colors: Gold & Blue  
 Arena: Carver PE Center  
 Capacity: 3,200; Year Built: 1971  
 AD: Charles J. Gordon  
 SID: Dave Wrath

**AUGUSTANA (S.D.)**

Sioux Falls, SD 57197.....III

Coach: Tom Billeter, Illinois 1983

**2005-06 RESULTS (12-16)**

67 Jamestown ■	64
71 Bemidji St. †	83
74 Northern Mich. †	57
71 Neb.-Kearney	82
45 Concordia-St. Paul	66
72 Minn. St. Moorhead †	77
79 Upper Iowa †	68
68 Southwest Minn. St.	53
60 Winona St.	96
77 Dakota Wesleyan ■	70
92 Northern St.	103
82 Minn.-Crookston ■	51
84 Bemidji St. ■	83
55 Bellevue ■	65
64 Neb.-Omaha ■	68
91 South Dakota ■	78

56 Minn. Duluth	76
92 St. Cloud St.	89
69 Minn. St. Mankato	73
59 North Dakota	66
67 Minn. Duluth ■	75
77 Neb.-Omaha	72
67 North Dakota ■	60
95 St. Cloud St. ■	93
68 Minn. St. Mankato ■	71
51 South Dakota	75
71 Minn. Duluth	80

Nickname: Vikings  
 Colors: Navy & Yellow  
 Arena: Elmen Center  
 Capacity: 4,000; Year Built: 1988  
 AD: Bill Gross  
 SID: Kevin Ludwig

**AURORA**

Aurora, IL 60506.....III

Coach: James Lancaster, Aurora 1986

**2005-06 RESULTS (16-11)**

98 McMurry †	86
73 Wheaton (Ill.)	72
64 Dominican (Ill.) ■	68
72 Carleton ■	65
61 Northern Ill.	102
84 Millikin	77
60 Loras	69
80 Monmouth (Ill.)	87
79 Beloit	86
87 Milwaukee Engr. ■	59
63 Wis.-Oshkosh †	75
76 Mary Washington †	57
84 Blackburn ■	80
73 North Central (Ill.) ■	102
76 Rockford	70
101 Eureka ■	74
94 Concordia (Ill.) ■	83
69 Clarke ■	53
69 Benedictine (Ill.)	70
101 Judson (Ill.)	106
109 Rockford ■	98
92 Eureka	73
81 Concordia (Ill.)	72
63 Clarke	90
93 Benedictine (Ill.) ■	66
93 Rockford	84
71 Clarke	86

Nickname: Spartans  
 Colors: Royal Blue & White  
 Arena: Thornton Gymnasium  
 Capacity: 2,200; Year Built: 1970  
 AD: Mark Walsh  
 SID: Brian Kipley

**AUSTIN**

Sherman, TX 75090-4440.....III

Coach: Chris Oestreich, St. Mary (Kan.)  
 1988

**2005-06 RESULTS (3-22)**

47 Dallas	44
64 Millsaps †	80
98 Concordia-Austin ■	104
50 Mary Hardin-Baylor ■	63
64 Howard Payne	86
67 Sul Ross St.	91
45 Southwestern (Tex.) ■	61
63 Schreiner ■	80
50 Texas Lutheran ■	59
62 Ozarks (Ark.) ■	65
98 McMurry	101
65 Hardin-Simmons	73
64 Texas-Dallas	81
57 Bemidji St.	80
56 Ozarks (Ark.)	69
68 LeTourneau ■	70
65 East Tex. Baptist ■	64

51 Mississippi Col.	69
53 Louisiana Col.	64
62 Mississippi Col. ■	70
69 Louisiana Col. ■	72
40 Texas-Dallas	73
62 Texas-Tyler ■	74
66 LeTourneau	40
51 East Tex. Baptist	82

Nickname: Kangaroos  
 Colors: Crimson & Gold  
 Arena: Hughey Gym  
 Capacity: 2,000; Year Built: 1949  
 AD: Timothy P. Millerick  
 SID: Jeff Kelly

**AUSTIN PEAY**

Clarksville, TN 37044-4576.....I

Coach: Dave Loos, Memphis 1970

**2005-06 RESULTS (17-14)**

54 Western Ky.	83
46 Rutgers	66
67 Kent St.	94
57 Delaware St. †	51
82 Texas Southern †	70
61 Tennessee Tech	78
66 Morehead St. ■	55
79 Eastern Ky. ■	63
84 East Tenn. St. ■	71
74 Evansville ■	71
83 Middle Tenn.	67
75 Tenn.-Martin	84
95 Jacksonville St. ■	82
62 Eastern Ill. ■	56
56 Murray St.	67
63 Southeast Mo. St.	56
75 Tennessee Tech ■	79
96 Tenn.-Martin	88
67 Chattanooga	77
86 Jacksonville St.	91
68 Samford	84
73 Southeast Mo. St. ■	62
68 Murray St. ■	69
70 Tennessee St. ■	63
70 Eastern Ill.	61
74 Samford ■	68
58 Tennessee St.	80
92 Arkansas St. ■	71
73 Eastern Ky.	76
80 Morehead St.	48
74 Tennessee Tech	78

Nickname: Governors  
 Colors: Red & White  
 Arena: Winfield Dunn Center  
 Capacity: 9,000; Year Built: 1975  
 AD: Dave Loos  
 SID: Brad Kirtley

**AVERETT**

Danville, VA 24541.....III

Coach: Jimmy Allen, Emory & Henry  
 1993

**2005-06 RESULTS (20-8)**

80 Randolph-Macon †	105
78 Arcadia †	54
63 Lynchburg ■	62
67 Warner Southern	68
99 Oglethorpe	96
104 Southern Va. ■	66
81 St. Mary's (Md.)	88
79 Marymount (Va.)	69
80 Apprentice ■	60
73 Maryville (Tenn.) ■	70
65 Lynchburg	48
97 Guilford	86
77 Piedmont ■	79
71 Ferrum	54
68 Greensboro ■	67
72 Methodist	69

69	Shenandoah ■	50
65	Chris. Newport ■	73
89	N.C. Wesleyan	81
71	Ferrum ■	55
41	Greensboro	76
76	Methodist ■	65
76	Chris. Newport	86
68	Shenandoah	65
84	N.C. Wesleyan ■	61
80	Shenandoah ■	66
67	Methodist †	64
88	Chris. Newport	89

Nickname: Cougars  
 Colors: Navy & Gold  
 Arena: Grant Center  
 Capacity: 2,500; Year Built: 1998  
 AD: Charles S. Harris  
 SID: Sam Ferguson

**BABSON**

Babson Park, MA 02457-0310.III

Coach: Steve Brennan, Bates 1987

**2005-06 RESULTS (9-17)**

71	Bowdoin ■	57
57	Williams ■	68
76	Emerson	72
32	Trinity (Conn.)	64
57	Brandeis	64
53	Me.-Farmington †	51
62	Colby	56
60	Concordia (Ill.) †	71
78	Spring Arbor †	75
52	WPI ■	57
55	Tufts	71
63	Clark (Mass.) ■	64
76	Suffolk ■	80
50	MIT	72
63	Springfield	66
72	Lasell	60
73	Coast Guard ■	70
51	Amherst ■	78
68	WPI	72
55	Wheaton (Mass.) ■	72
64	Clark (Mass.)	61
61	Coast Guard	55
64	Springfield ■	71
41	MIT ■	55
63	Wheaton (Mass.)	74
40	MIT	49

Nickname: Beavers  
 Colors: Green & White  
 Arena: Staake Gymnasium  
 Capacity: 1,000; Year Built: 1989  
 AD: Josh MacArthur  
 SID: Chris Buck

**BALDWIN-WALLACE**

Berea, OH 44017.....III

Coach: Steve Bankson, Graceland (Iowa) 1963

**2005-06 RESULTS (25-5)**

88	St. John Fisher †	79
133	Westminster (Pa.)	113
96	Oberlin	80
89	Allegheny	66
72	Albion †	75
102	Otterbein	77
98	Muskingum ■	86
67	Ohio Northern	65
85	Capital ■	82
113	Wooster	108
80	Lycoming †	63
77	Mount Union	64
61	Wilmington (Ohio) ■	64
92	John Carroll	69
105	Marietta ■	87
95	Heidelberg ■	75
80	Wilmington (Ohio)	68

78	John Carroll ■	56
93	Marietta	66
108	Heidelberg	93
96	Otterbein ■	76
82	Mount Union ■	68
82	Muskingum	73
68	Ohio Northern ■	72
71	Capital	76
96	Mount Union ■	84
64	Wilmington (Ohio) ■	63
91	Ohio Northern ■	84
79	Carnegie Mellon †	71
60	Wittenberg	78

Nickname: Yellow Jackets  
 Colors: Brown & Gold  
 Arena: Ursprung Gymnasium  
 Capacity: 2,800; Year Built: 1949  
 AD: Stephen Bankson  
 SID: Kevin Ruple

**BALL ST.**

Muncie, IN 47306.....I

Coach: Tim Buckley, Bemidji St. 1986

**2005-06 RESULTS (10-18)**

78	Oakland City ■	72
71	Wright St.	50
53	Butler ■	64
53	IUPUI	50
56	Indiana St.	57
75	Anderson (Ind.) ■	47
51	Drexel	56
56	Indiana ■	80
62	Akron ■	66
60	Ohio	71
71	Kent St.	84
55	Miami (Ohio) ■	59
64	Buffalo	75
62	Bowling Green ■	61
68	Central Mich.	41
59	Western Mich.	68
69	Toledo ■	56
67	Northern Ill.	73
43	Eastern Mich. ■	56
67	Buffalo ■	60
63	Miami (Ohio)	67
63	Central Mich.	60
69	Tennessee St. ■	70
56	Western Mich. ■	62
54	Toledo	81
73	Northern Ill. ■	78
89	Eastern Mich.	77
72	Buffalo	80

Nickname: Cardinals  
 Colors: Cardinal & White  
 Arena: Worthen Arena  
 Capacity: 11,500; Year Built: 1992  
 AD: Thomas J. Collins  
 SID: Chris Taylor

**BAPTIST BIBLE (PA.)**

Clarks Summit, PA 18411.....III

Coach: Mike Show, Baptist Bible (Pa.) 1992

**2005-06 RESULTS (24-6)**

73	Misericordia	57
76	Marywood †	63
68	Wilkes	82
63	Villa Julie	73
85	Bard	47
63	King's (Pa.) ■	51
96	Purchase St. ■	51
84	Lincoln (Pa.) ■	89
76	Cazenovia ■	44
76	D'Youville ■	56
77	Polytechnic (N.Y.)	70
116	Washington Bible ■	60
83	Keuka ■	68
51	Keystone	56

74	Bard ■	36
86	Phila. Bible ■	57
76	Cazenovia	68
79	Davis	41
86	Penn St.-Berks	62
90	D'Youville	47
68	Lancaster Bible ■	51
103	Chestnut Hill ■	67
77	Keystone ■	68
77	Valley Forge Chrst.	55
70	Keuka	76
95	Valley Forge Chrst. ■	68
83	Phila. Bible ■	55
75	Atlanta Christian †	74
69	Southeastern Bapt. †	68
83	Grace Bible (Mich.) †	85

Nickname: Defenders  
 Colors: Royal Blue & White  
 AD: James M. Huckaby  
 SID: Kristi Parker

**BARD**

Annandale-On-Hudson, NY 12504 .....III

Coach: Chris Wood, Plymouth St. 1989

**2005-06 RESULTS (4-21)**

65	Anna Maria †	54
64	Rivier	83
52	Vassar †	69
49	Mt. St. Mary (N.Y.) †	82
60	Purchase St.	66
47	Baptist Bible (Pa.) ■	85
41	Hartwick ■	53
64	Anna Maria ■	68
96	Centenary (N.J.) ■	79
59	Maritime (N.Y.) ■	69
75	Phila. Bible	77
54	New England Col.	76
54	Keystone ■	67
47	D'Youville	60
48	Keuka	74
71	Cazenovia ■	86
36	Baptist Bible (Pa.)	74
63	Penn St.-Berks ■	74
55	Keuka ■	72
64	Chestnut Hill	73
54	Keystone	67
73	Polytechnic (N.Y.) ■	72
58	Villa Julie	80
77	Cazenovia	82
78	D'Youville ■	67

Nickname: Raptors  
 Colors: White & Black  
 Arena: Stevenson Gym  
 Capacity: 850; Year Built: 1988  
 AD: Kristen E. Hall  
 SID: Scott Swere

**BARRY**

Miami Shores, FL 33161 .....II

Coach: Cesar Odio, Fla. Southern 1981

**2005-06 RESULTS (15-15)**

71	P.R.-Cayey ■	41
66	N.C. Central ■	60
87	Palm Beach Atl.	74
75	Newberry †	99
71	West Va. Tech †	46
84	Fla. Memorial ■	54
65	Lynn	67
70	Webber Int'l	43
55	Southern Conn. St. †	56
74	P.R.-Rio Piedras †	62
82	Florida Tech ■	61
80	St. Leo	71
70	Nova Southeastern	71
56	Fla. Southern ■	60
40	Fla. Gulf Coast	58
58	Rollins ■	71

66	Eckerd	71
76	Tampa	79
56	Lynn ■	64
76	Florida Tech	73
54	St. Leo ■	58
64	Eckerd ■	63
46	Fla. Southern	51
72	Palm Beach Atl. ■	49
42	Rollins	58
78	Nova Southeastern ■	55
47	Tampa ■	56
67	Nova Southeastern †	62
57	Lynn †	49
56	Rollins †	57

Nickname: Buccaneers  
 Colors: Red, Black & Silver  
 Arena: Health & Sports Center  
 Capacity: 1,500; Year Built: 1990  
 AD: Michael L. Covone  
 SID: Dennis Jezek, Jr.

**BARTON**

Wilson, NC 27893-7000.....II

Coach: Ron Lieveuse, St. Thomas (Minn.) 1981

**2005-06 RESULTS (28-4)**

80	Elizabeth City St. ■	67
83	Shepherd	63
100	Valdosta St. †	94
85	Pfeiffer	81
79	Anderson (S.C.) ■	64
61	Elizabeth City St.	83
81	Coker	60
97	Erskine	91
87	Mount Olive ■	82
74	St. Andrews	64
90	Lees-McRae ■	65
81	Queens (N.C.) ■	71
72	Limestone ■	58
64	Belmont Abbey	62
96	Anderson (S.C.)	80
78	Coker ■	42
80	St. Andrews ■	68
92	Lees-McRae	57
85	Mount Olive	78
79	Erskine ■	50
74	Pfeiffer	70
88	Queens (N.C.)	74
61	Limestone	80
89	Chowan ■	64
71	Belmont Abbey ■	73
75	Coker ■	72
82	Limestone †	63
102	Mount Olive	100
93	Wheeling Jesuit ■	70
82	Mount Olive ■	79
73	Alderson-Broadus ■	70
78	Winona St. †	86

Nickname: Bulldogs  
 Colors: Royal Blue & White  
 Arena: Wilson Gym  
 Capacity: 2,500; Year Built: 1966  
 AD: Gary W. Hall  
 SID: John Hackney

**BARUCH**

New York, NY 10010-5585 .....III

Coach: Ray Rankis, Lehman 1976

**2005-06 RESULTS (23-6)**

84	Green Mountain	54
57	Franklin Pierce †	83
70	Yeshiva	65
81	King's (Pa.) ■	77
85	Mt. St. Vincent	68
88	Farmingdale	87
90	Hunter	58
85	John Jay	58
61	CCNY ■	58

103 Polytechnic (N.Y.) ■.....	50
73 Merchant Marine.....	76
75 Clarkson †.....	60
65 Le Moyne.....	72
56 New Paltz St.....	42
73 Lehman ■.....	70
74 York (N.Y.).....	66
75 City Tech ■.....	56
80 Staten Island.....	62
83 Medgar Evers ■.....	76
77 Wm. Paterson ■.....	70
77 Brooklyn.....	64
63 CCNY.....	60
72 John Jay ■.....	50
107 Hunter ■.....	81
73 Lehman.....	90
89 Medgar Evers †.....	86
86 Lehman †.....	80
62 York (N.Y.) †.....	72
71 Villa Julie ■.....	86

Nickname: Bearcats  
 Colors: Navy Blue and Columbia Blue  
 Arena: Baruch College ARC Arena  
 Capacity: 1,200; Year Built: 2002  
 AD: William Eng  
 SID: John Neves

**BATES**

Lewiston, ME 04240 .....III

Coach: Joe Reilly, Trinity (Conn.) 1991

**2005-06 RESULTS (20-6)**

68 Wm. Paterson †.....	54
75 Eastern Conn. St.....	57
68 Southern Me.....	77
97 Thomas ■.....	68
52 Endicott.....	53
88 Me.-Fort Kent †.....	43
81 Husson.....	68
88 Bowdoin ■.....	62
63 Trinity (Tex.) †.....	57
70 Springfield.....	64
73 Colby ■.....	69
57 Bowdoin.....	54
66 Colby.....	55
68 St. Joseph's (Me.) ■.....	54
69 Middlebury ■.....	47
74 Williams ■.....	56
82 Me.-Farmington.....	64
70 Connecticut Col. ■.....	58
68 Wesleyan (Conn.) ■.....	47
83 Me.-Presque Isle ■.....	43
78 Plymouth St. ■.....	55
76 Tufts.....	91
52 Amherst.....	88
79 Trinity (Conn.).....	89
67 Bowdoin ■.....	51
66 Amherst.....	86

Nickname: Bobcats  
 Colors: Garnet & Black  
 Arena: Alumni Gymnasium  
 Capacity: 750; Year Built: 1925  
 AD: Dana Mulholland  
 SID: Andy Walter

**BAYLOR**

Waco, TX 76798-7096.....I

Coach: Scott Drew, Butler 1993

**2005-06 RESULTS (4-13)**

61 Texas Tech.....	79
48 Oklahoma St. ■.....	66
48 Colorado.....	81
47 Texas ■.....	66
52 Oklahoma ■.....	82
70 Texas A&M.....	72
72 Kansas St. ■.....	70
45 Nebraska.....	60
90 Missouri ■.....	64
52 Oklahoma.....	80

63 Texas.....	90
60 Texas A&M ■.....	64
61 Kansas.....	76
91 Iowa St. ■.....	73
77 Texas Tech ■.....	66
76 Oklahoma St.....	79
61 Colorado †.....	65

Nickname: Bears  
 Colors: Green & Gold  
 Arena: Ferrell Center  
 Capacity: 10,284; Year Built: 1988  
 AD: Ian McCaw  
 SID: Heath Nielsen

**BECKER**

Leicester, MA 01524 .....III

Coach: Franz Steiner, Assumption

**2005-06 RESULTS (5-20)**

61 Nichols †.....	88
57 Worcester St. †.....	93
60 Clark (Mass.).....	83
68 Wentworth Inst. ■.....	67
74 Anna Maria.....	69
64 Fitchburg St. ■.....	88
62 Coast Guard ■.....	89
59 Nichols.....	79
97 Lesley.....	92
56 Lasell ■.....	94
77 Mitchell.....	85
67 Lesley ■.....	107
65 Me.-Farmington.....	91
81 Thomas.....	100
47 Elms.....	129
57 Husson ■.....	86
58 Maine Maritime ■.....	75
80 Mount Ida ■.....	94
74 Castleton St.....	85
75 Johnson St.....	80
66 Worcester St.....	84
59 Lasell.....	84
80 Elms ■.....	97
88 Johnson St. ■.....	73
87 Castleton St. ■.....	68

Nickname: Hawks  
 Colors: Royal Blue, White & Black  
 Arena: Leicester Gymnasium  
 Capacity: 500; Year Built: 1972  
 AD: Craig Barnett  
 SID: Bettian Michalik

**BELLARMINE**

Louisville, KY 40205-0671.....II

Coach: Scott Davenport, Louisville 1978

**2005-06 RESULTS (14-14)**

70 Ala.-Huntsville.....	79
85 Wayne St. (Mich.) ■.....	77
77 Delta St. ■.....	83
79 Central St. (Ohio) †.....	60
101 Glenville St. †.....	80
64 Drury ■.....	69
67 Rockhurst ■.....	59
61 St. Joseph's (Ind.).....	77
65 Delta St.....	76
50 Ala.-Huntsville ■.....	62
59 Wayne St. (Mich.).....	68
76 Southern Ind.....	95
70 Ky. Wesleyan ■.....	69
72 Mo.-Rolla.....	55
89 Mo.-St. Louis.....	92
62 Wis.-Parksides ■.....	58
67 Lewis ■.....	65
58 Indianapolis.....	57
63 Northern Ky.....	75
106 Quincy.....	102
53 SIU Edwardsville.....	67
55 St. Joseph's (Ind.) ■.....	77
71 Indianapolis.....	57
84 Northern Ky. ■.....	64

77 Ky. Wesleyan.....	69
73 Lewis.....	75
90 Wis.-Parksides.....	83
77 Drury †.....	79

Nickname: Knights  
 Colors: Scarlet & Silver  
 Arena: Knights Hall  
 Capacity: 3,000; Year Built: 1960  
 AD: Scott Wiegandt  
 SID: Nels Popp

**BELMONT**

Nashville, TN 37212-3757 .....I

Coach: Rick Byrd, Tennessee 1976

**2005-06 RESULTS (20-11)**

86 Wright St. ■.....	80
93 Chattanooga.....	79
59 Oklahoma.....	81
88 East Tenn. St.....	85
87 Kennesaw St.....	91
75 Middle Tenn. ■.....	87
75 Ohio St.....	85
79 Wright St.....	87
62 Kansas St.....	66
102 Campbell ■.....	91
67 Gardner-Webb ■.....	69
78 North Fla.....	72
91 Jacksonville.....	78
87 Stetson ■.....	79
96 Mercer ■.....	60
85 Lipscomb.....	97
59 Fla. Atlantic.....	66
92 Fla. Atlantic ■.....	82
81 Lipscomb ■.....	65
78 Mercer.....	72
75 Stetson.....	68
83 Jacksonville ■.....	65
90 North Fla. ■.....	54
66 Gardner-Webb.....	74
103 Campbell.....	99
83 Kennesaw St. ■.....	64
99 East Tenn. St. ■.....	78
90 Campbell †.....	76
72 Stetson †.....	59
74 Lipscomb †.....	69
44 UCLA †.....	78

Nickname: Bruins  
 Colors: Red, White & Navy Blue  
 Arena: Curb Event Center  
 Capacity: 5,000; Year Built: 2003  
 AD: Michael D. Strickland  
 SID: Matt Wilson

**BELMONT ABBEY**

Belmont, NC 28012-1802 .....II

Coach: Dale Kuhl, Tiffin 1992

**2005-06 RESULTS (13-15)**

80 C.W. Post.....	91
69 Mercy †.....	66
56 Johnson C. Smith.....	93
83 St. Andrews ■.....	71
71 Pfeiffer.....	95
76 Wheeling Jesuit.....	90
71 Fairmont St. †.....	78
76 Anderson (S.C.).....	87
58 Coker.....	49
90 Erskine ■.....	55
52 Limestone.....	77
50 Mount Olive.....	102
78 Queens (N.C.) ■.....	77
67 Lees-McRae.....	82
62 Barton ■.....	64
56 St. Andrews.....	69
72 Anderson (S.C.) ■.....	63
56 Erskine.....	65
63 Coker.....	56
71 North Greenville ■.....	58
82 Pfeiffer.....	99

87 Limestone ■.....	67
72 Mount Olive ■.....	75
78 Queens (N.C.).....	75
90 Lees-McRae ■.....	88
73 Barton.....	71
76 Anderson (S.C.) ■.....	66
74 Pfeiffer.....	94

Nickname: Crusaders  
 Colors: Red & White  
 Arena: The Wheeler Center  
 Capacity: 2,500; Year Built: 1971  
 AD: Eliane Kebbe  
 SID: Scott Handback

**BELOIT**

Beloit, WI 53511-5595 .....III

Coach: Cecil Youngblood, Augustana (Ill.) 1976

**2005-06 RESULTS (11-12)**

94 Maranatha Baptist ■.....	54
81 Marian (Wis.) ■.....	78
52 Augustana (Ill.) ■.....	72
105 Grinnell.....	133
86 Monmouth (Ill.).....	75
69 Carthage.....	72
86 Aurora ■.....	79
62 Vanguard.....	82
68 Goucher †.....	44
61 Lawrence ■.....	65
72 Knox ■.....	60
68 Illinois Col. ■.....	69
59 Ripon.....	74
74 Carroll (Wis.).....	79
63 St. Norbert ■.....	58
60 Lake Forest.....	57
73 Knox.....	69
60 Monmouth (Ill.) ■.....	62
120 Grinnell ■.....	112
63 Lawrence.....	87
63 St. Norbert.....	77
80 Ripon ■.....	70
76 Carroll (Wis.) ■.....	79

Nickname: Buccaneers  
 Colors: Navy Blue & Gold  
 Arena: Flood Arena  
 Capacity: 2,250; Year Built: 1986  
 AD: Kim Chandler  
 SID: Keith Domke

**BEMIDJI ST.**

Bemidji, MN 56601-2699.....II

Coach: Patrick Smith, Bluefield St. 1971

**2005-06 RESULTS (15-13)**

66 Minn. Duluth ■.....	77
83 Augustana (S.D.) †.....	71
76 South Dakota.....	78
71 Pittsburg St. †.....	66
60 Mo. Southern St.....	74
72 St. Cloud St.....	84
100 Colo. Christian ■.....	87
56 Mesa St. ■.....	67
87 North Dakota ■.....	63
75 North Dakota.....	80
101 South Dakota †.....	80
83 Augustana (S.D.).....	84
62 Concordia-St. Paul.....	72
84 Winona St.....	79
74 Minn. St. Moorhead.....	73
75 Northern St.....	85
70 Southwest Minn. St. ■.....	66
75 Wayne St. (Neb.) ■.....	66
66 Minn.-Crookston ■.....	57
82 Minn.-Crookston.....	60
59 Wayne St. (Neb.).....	65
84 Southwest Minn. St.....	71
58 Northern St. ■.....	55
76 Minn. St. Moorhead ■.....	82
67 Winona St.....	85



63 Concordia-St. Paul ■.....	60
76 Minn. St. Moorhead ■.....	63
58 Northern St. †.....	71

Nickname: Beavers  
 Colors: Kelly Green & White  
 Arena: BSU Gymnasium  
 Capacity: 2,000; Year Built: 1959  
 AD: Rick Goeb  
 SID: Brad Folestad

**BENEDICT**

Columbia, SC 29204.....II

Coach: Freddrell Watson, Benedict 1998

**2005-06 RESULTS (22-7)**

87 S.C.-Aiken.....	89
68 Augusta St.....	71
57 Lincoln Memorial.....	58
85 Lane ■.....	61
63 Kentucky St. ■.....	59
65 Miles ■.....	49
61 LeMoyn-Owen ■.....	53
60 Morehouse.....	51
73 Clark Atlanta.....	51
85 Lane.....	68
81 Kentucky St.....	74
69 Albany St. (Ga.) ■.....	51
48 Fort Valley St. ■.....	46
83 Claffin.....	59
68 Miles.....	55
64 LeMoyn-Owen.....	61
72 Paine ■.....	60
65 Claffin ■.....	52
76 Tuskegee.....	67
53 Stillman.....	70
71 Morehouse ■.....	61
95 Clark Atlanta ■.....	67
51 Tuskegee ■.....	46
75 Stillman ■.....	65
46 Albany St. (Ga.).....	48
69 Fort Valley St.....	61
67 Paine.....	62
62 Miles †.....	66
59 Montevallo †.....	69

Nickname: Tigers  
 Colors: Purple & Gold  
 Arena: Benjamin E. Mays Arena  
 Capacity: 3,500  
 AD: Willie Washington  
 SID: Derrick Johnson

**BENEDICTINE (ILL.)**

Lisle, IL 60532-0900.....III

Coach: Keith Bunkenburg, Benedictine (Ill.) 1989

**2005-06 RESULTS (10-15)**

68 North Park ■.....	46
73 Lake Forest ■.....	80
58 North Central (Ill.).....	84
62 Kalamazoo ■.....	43
69 Wheaton (Ill.).....	68
79 Cornell College.....	55
68 Coe.....	75
59 Hartwick †.....	55
54 Defiance.....	57
63 Milwaukee Engr. ■.....	79
62 Edgewood ■.....	66
61 Dominican (Ill.).....	54
70 Trinity Bible (N.D.).....	76
87 Eureka.....	73
59 Clarke ■.....	76
87 Rockford ■.....	93
60 Concordia (Ill.).....	71
70 Aurora ■.....	69
83 Lakeland ■.....	74
81 Eureka ■.....	70
62 Clarke.....	89
89 Rockford.....	90
66 Concordia (Ill.) ■.....	70

66 Aurora.....	83
60 Concordia (Ill.).....	73

Nickname: Eagles  
 Colors: Red & White  
 Arena: Dan & Ada Rice Center  
 Capacity: 2,000; Year Built: 1976  
 AD: TBA  
 SID: Dave Beyer

**BENTLEY**

Waltham, MA 02154-4705.....II

Coach: Jay Lawson, New Hampshire 1979

**2005-06 RESULTS (21-9)**

82 Bridgeport ■.....	68
83 Assumption ■.....	78
83 Stonehill.....	63
60 Le Moyn ■.....	55
71 St. Michael's.....	80
63 St. Anselm ■.....	73
76 Merrimack.....	89
79 Queens (N.Y.).....	87
68 New Haven.....	89
85 Florida Tech †.....	54
70 Fla. Southern.....	56
63 Bryant ■.....	77
81 Assumption.....	60
93 American Int'l ■.....	78
75 Le Moyn.....	53
90 St. Michael's ■.....	78
75 St. Anselm.....	58
60 Merrimack ■.....	52
78 Stonehill ■.....	72
45 St. Rose.....	44
61 Southern Conn. St.....	50
80 Pace.....	60
66 Franklin Pierce ■.....	64
77 Southern N.H.....	61
78 Mass.-Lowell ■.....	61
78 Bryant.....	88
69 American Int'l.....	57
82 Merrimack ■.....	56
82 St. Anselm ■.....	96
86 Adelphi †.....	90

Nickname: Falcons  
 Colors: Blue & Gold  
 Arena: Charles Dana PE Center  
 Capacity: 2,600; Year Built: 1973  
 AD: Robert DeFelice  
 SID: Dick Lipe

**BETHANY (W.V.)**

Bethany, WV 26032-0417.....III

Coach: Aaron Huffman, West Virginia 1997

**2005-06 RESULTS (23-5)**

83 Adrian †.....	54
73 Case Reserve.....	74
109 Marietta ■.....	112
103 Keystone †.....	89
85 Carnegie Mellon.....	87
71 Wheeling Jesuit †.....	70
93 Ohio-Eastern †.....	60
88 Pitt.-Greensburg ■.....	68
62 Lake Erie ■.....	77
75 La Roche.....	67
70 Muskingum.....	65
84 Hiram.....	61
84 Thomas More.....	77
105 D'Youville ■.....	55
102 Waynesburg ■.....	93
100 Wash. & Jeff. ■.....	83
140 Westminster (Pa.).....	109
92 Grove City ■.....	58
102 Thiel.....	64
94 Westminster (Pa.) ■.....	86
71 Thomas More ■.....	46
89 Waynesburg.....	69

86 Wash. & Jeff.....	75
68 Grove City.....	52
99 Thiel ■.....	64
94 Thiel ■.....	70
95 Waynesburg ■.....	64
56 Transylvania.....	75

Nickname: Bison  
 Colors: Kelly Green & White  
 Arena: Hummel Field House  
 Capacity: 800; Year Built: 1948  
 AD: Joe Kurey  
 SID: Brian Rose

**BETHANY LUTHERAN**

Mankato, MN 56001.....III

Coach: Rick Jeddleloh

**2005-06 RESULTS (17-15)**

80 St. Mary's (Minn.) ■.....	74
58 Concordia-St. Paul.....	84
72 Central (Iowa).....	86
64 Gust. Adolphus.....	110
66 Colorado Mines.....	93
64 Colorado Col. †.....	61
82 Waldorf.....	78
54 Carleton.....	62
60 Wis.-Stout ■.....	67
61 Wis.-River Falls ■.....	79
98 Luther ■.....	100
71 Crown (Minn.) ■.....	59
67 Northwestern (Minn.) ■.....	73
93 St. Scholastica.....	101
80 Northland.....	85
79 Minn.-Morris.....	73
66 Presentation.....	75
71 Martin Luther ■.....	64
87 Northland ■.....	59
74 St. Scholastica ■.....	68
88 Northwestern (Minn.).....	91
75 Crown (Minn.).....	51
60 Presentation ■.....	39
79 Minn.-Morris ■.....	75
68 Martin Luther.....	47
73 Northwestern (Minn.) †.....	65
64 St. Scholastica.....	83
71 Northwestern (Minn.).....	68
83 Trinity Int'l.....	80
72 Spring Arbor †.....	87
97 Asbury †.....	87
92 Central Baptist †.....	67

Nickname: Vikings  
 Colors: Red, white & black  
 Arena: Sports & Fitness Center  
 Capacity: 1,000  
 AD: Karl Fager  
 SID: To be named

**BETHEL (MINN.)**

St. Paul, MN 55112-6999.....III

Coach: Bob Bjorklund, Minnesota 1973

**2005-06 RESULTS (15-11)**

81 Finlandia ■.....	73
79 Viterbo ■.....	68
88 Minn.-Morris.....	74
54 Macalester.....	66
59 Augsburg ■.....	62
66 St. John's (Minn.) ■.....	84
90 Martin Luther ■.....	62
90 Crown (Minn.) ■.....	65
68 St. Mary's (Minn.).....	71
97 St. Olaf ■.....	67
78 Gust. Adolphus.....	63
49 St. Thomas (Minn.).....	88
74 Concordia-M'head ■.....	69
94 Hamline ■.....	82
82 Carleton.....	83
87 Macalester ■.....	75
85 Augsburg.....	64
63 St. John's (Minn.).....	78

82 St. Mary's (Minn.) ■.....	79
65 St. Olaf.....	58
75 Gust. Adolphus ■.....	85
67 St. Thomas (Minn.) ■.....	84
80 Concordia-M'head.....	62
96 Hamline.....	89
70 Carleton ■.....	90
49 Gust. Adolphus.....	73

Nickname: Royals  
 Colors: Blue & Gold  
 Arena: Robertson PE Center  
 Capacity: 2,000; Year Built: 1971  
 AD: Robert Bjorklund  
 SID: Dan Berglund

**BETHUNE-COOKMAN**

Daytona Beach, FL 32114-3099.I

Coach: Clifford Reed, Bethune-Cookman 1991

**2005-06 RESULTS (15-15)**

37 Syracuse.....	68
63 St. Francis (Pa.) †.....	52
55 Clemson.....	84
62 Portland St. ■.....	79
81 Savannah St. ■.....	58
48 UCF.....	61
84 Florida A&M ■.....	71
58 Florida.....	88
61 Kansas St.....	74
75 South Fla.....	68
46 Georgia Tech.....	73
62 Hampton ■.....	78
65 Coppin St. ■.....	75
58 Morgan St. †.....	41
74 Savannah St.....	62
81 South Carolina St. †.....	71
67 N.C. A&T.....	69
67 Howard ■.....	64
86 Md.-East. Shore ■.....	82
58 Delaware St.....	68
63 Coppin St.....	62
78 Morgan St.....	81
69 N.C. A&T ■.....	55
76 South Carolina St. ■.....	75
72 Howard.....	57
69 Md.-East. Shore.....	66
72 Delaware St. †.....	71
66 Norfolk St.....	80
54 Florida A&M.....	67
55 Hampton †.....	57

Nickname: Wildcats  
 Colors: Maroon & Gold  
 Arena: Moore Gymnasium  
 Capacity: 3,000; Year Built: 1953  
 AD: Lynn W. Thompson  
 SID: Bryan J. Harvey

**BINGHAMTON**

Binghamton, NY 13902-6000....I

Coach: Al Walker, Brockport St. 1981

**2005-06 RESULTS (16-13)**

56 Niagara ■.....	71
53 Mt. St. Mary's.....	62
60 Oklahoma.....	88
66 Central Conn. St. ■.....	69
55 Hofstra.....	69
64 St. Francis (N.Y.).....	56
61 Brown ■.....	71
71 North Fla. ■.....	64
65 Albany (N.Y.).....	70
68 Central Conn. St.....	72
59 Idaho St. †.....	46
47 Utah St.....	81
62 New Hampshire.....	49
63 Stony Brook ■.....	54
71 Maine.....	53
48 Boston U.....	47
57 Hartford.....	55

61 Vermont ■.....	60
51 Albany (N.Y.) ■.....	52
74 UMBC.....	78
84 Maine ■.....	56
57 New Hampshire ■.....	46
76 Stony Brook.....	58
74 Boston U. ■.....	51
46 Hartford ■.....	52
66 UMBC ■.....	63
67 Vermont.....	62
71 Maine ■.....	62
59 Vermont ■.....	66

Nickname: Bearcats  
 Colors: Green & Black  
 Arena: Events Center  
 Capacity: 5,142; Year Built: 2004  
 AD: Joel Thirer  
 SID: John Hartrick

**BIRMINGHAM-SO.**

Birmingham, AL 35254.....I

Coach: Duane Rebol, New Orleans 1972

**2005-06 RESULTS (19-9)**

67 Central Conn. St.....	76
63 Brown †.....	62
96 Tenn. Wesleyan ■.....	56
69 Alabama St. ■.....	55
55 Miami (Fla.).....	82
87 Centenary (La.) ■.....	79
70 Centenary (La.).....	79
86 Millsaps ■.....	58
67 Western Ill. †.....	54
58 UCF.....	50
57 Alabama.....	61
43 Winthrop.....	84
80 UNC Asheville.....	66
73 Charleston So. ■.....	61
77 Coastal Caro. ■.....	64
75 VMI ■.....	53
61 Liberty.....	51
74 High Point.....	58
70 Radford ■.....	57
75 UNC Asheville ■.....	61
74 VMI.....	59
64 Radford.....	75
73 High Point ■.....	69
68 Liberty ■.....	56
59 Coastal Caro.....	69
62 Charleston So.....	46
43 Winthrop ■.....	56
76 Charleston So. ■.....	97

Nickname: Panthers  
 Colors: Black & Gold  
 Arena: Bill Battle Coliseum  
 Capacity: 1,800; Year Built: 1980  
 AD: Joe Dean, Jr.  
 SID: Will Chandler

**BLACKBURN**

Carlinville, IL 62626.....III

Coach: David Kaneshiro, Beloit 1994

**2005-06 RESULTS (14-11)**

46 Dominican (Ill.).....	60
59 Concordia (Ill.) †.....	61
72 Millikin ■.....	81
52 Rose-Hulman.....	57
75 Lincoln Chrst. ■.....	43
91 Eureka ■.....	63
50 Washington-St. Louis ■.....	68
67 Robert Morris-S'fiel.....	65
70 Mo.-St. Louis.....	89
80 Aurora.....	84
67 MacMurray.....	66
84 Principia ■.....	56
49 Webster.....	48
78 Greenville ■.....	56
72 Maryville (Mo.) ■.....	66

71 Westminster (Mo.).....	60
72 Fontbonne.....	58
66 MacMurray ■.....	69
70 Principia.....	41
61 Webster ■.....	57
55 Greenville.....	61
55 Maryville (Mo.).....	77
67 Westminster (Mo.) ■.....	50
68 Fontbonne ■.....	56
59 Westminster (Mo.) ■.....	84

Nickname: Battlin' Beavers  
 Colors: Scarlet & Black  
 Arena: Dawes Gymnasium  
 Capacity: 500; Year Built: 1938  
 AD: Curtis Campbell  
 SID: Tom Emery

**BLOOMFIELD**

Bloomfield, NJ 07003.....II

Coach: Gerald Holmes, NJIT 1987

**2005-06 RESULTS (21-10)**

89 Southern N.H. †.....	92
77 St. Rose.....	89
72 Adelphi ■.....	65
84 Caldwell ■.....	88
78 Felician.....	75
100 NJIT ■.....	83
96 Goldey-Beacom.....	87
78 Bryant.....	102
73 St. Anselm †.....	96
106 Wilmington (Del.).....	67
113 Nyack ■.....	79
89 Post ■.....	73
84 Phila. Sciences.....	67
79 Holy Family.....	81
88 Dominican (N.Y.).....	84
75 Philadelphia U. ■.....	73
81 NJIT.....	75
86 Felician ■.....	89
74 Philadelphia U.....	76
87 Holy Family ■.....	80
86 Caldwell.....	85
121 Dominican (N.Y.) ■.....	119
75 Goldey-Beacom ■.....	71
81 Post.....	90
101 Phila. Sciences ■.....	97
94 Wilmington (Del.) ■.....	92
105 Nyack.....	104
101 Phila. Sciences ■.....	75
102 Nyack †.....	93
70 Dominican (N.Y.) †.....	64
77 Stonehill.....	96

Nickname: Deacons  
 Colors: Maroon & Gold  
 Arena: Bloomfield College Gymnasium  
 Capacity: 450; Year Built: 1958  
 AD: Sheila Wooten  
 SID: Gladstone Harris

**BLOOMSBURG**

Bloomsburg, PA 17815.....II

Coach: Terry Conrad, Bloomsburg 1983

**2005-06 RESULTS (6-21)**

87 Pitt.-Johnstown ■.....	85
64 Bowie St.....	88
68 Holy Family †.....	80
48 Mercyhurst.....	69
70 Pitt.-Johnstown.....	95
80 Clarion ■.....	76
69 Bowie St. ■.....	82
45 Shippensburg.....	66
69 Shepherd ■.....	85
73 Edinboro.....	81
78 Slippery Rock.....	70
59 California (Pa.) ■.....	65
43 Shippensburg ■.....	83
73 East Stroudsburg.....	83
54 Indiana (Pa.).....	101

93 Lock Haven.....	80
63 Kutztown ■.....	64
57 Cheyney.....	63
90 Mansfield ■.....	91
64 West Chester.....	82
83 Millersville ■.....	78
65 East Stroudsburg ■.....	78
79 Kutztown.....	85
101 Mansfield.....	95
84 Cheyney ■.....	89
70 West Chester ■.....	83
73 Millersville.....	79

Nickname: Huskies  
 Colors: Maroon & Gold  
 Arena: E.H. Nelson Fieldhouse  
 Capacity: 2,000; Year Built: 1972  
 AD: Mary Gardner  
 SID: Tom McGuire

**BLUEFIELD ST.**

Bluefield, WV 24701-2198.....II

Coach: Donald Jones, Bluefield St.

**2005-06 RESULTS (2-26)**

66 Johnson C. Smith.....	102
81 Fayetteville St.....	94
84 Concord.....	87
101 Indiana (Pa.) ■.....	110
93 Bluefield Col. ■.....	114
70 Pfeiffer.....	131
70 Livingstone †.....	78
83 Johnson C. Smith ■.....	89
65 Fayetteville St. ■.....	87
60 Salem Int'l.....	90
74 West Virginia St.....	104
69 Concord ■.....	80
57 Charleston (W.V.) ■.....	75
86 Ohio Valley.....	95
73 Alderson-Broaddus ■.....	98
100 West Va. Wesleyan ■.....	95
83 Shepherd.....	102
84 Glenville St.....	100
67 West Va. Tech.....	100
54 Fairmont St.....	85
66 Wheeling Jesuit ■.....	75
71 West Liberty St. ■.....	91
83 Concord.....	85
68 Davis & Elkins ■.....	59
81 West Va. Tech ■.....	100
74 West Virginia St. ■.....	104
86 Charleston (W.V.).....	104
77 Wheeling Jesuit.....	91

Nickname: Big Blues  
 Colors: Blue & Gold  
 Arena: Ned Shott Gymnasium  
 Capacity: 1,500; Year Built: 1969  
 AD: Terry W. Brown  
 SID: Kim Irvine

**BLUFFTON**

Bluffton, OH 45817-2104.....III

Coach: Guy Neal, Bowling Green 1982

**2005-06 RESULTS (17-10)**

72 Earlham ■.....	62
84 Heidelberg.....	73
62 Concordia (Mich.) ■.....	63
73 Adrian ■.....	55
88 Hiram ■.....	75
76 Denison.....	53
72 Marygrove.....	68
78 Notre Dame (Ohio) ■.....	66
106 Ind.-East ■.....	79
63 Tiffin ■.....	55
96 Carnegie Mellon ■.....	83
68 Manchester ■.....	50
71 Hanover.....	61
93 Franklin ■.....	88
67 Transylvania.....	70
93 Mt. St. Joseph ■.....	105

63 Anderson (Ind.).....	61
68 Defiance ■.....	60
78 Hanover ■.....	86
59 Franklin.....	83
62 Transylvania ■.....	84
63 Mt. St. Joseph.....	65
83 Anderson (Ind.) ■.....	73
54 Defiance.....	82
64 Manchester.....	65
91 Hanover.....	85
66 Franklin †.....	86

Nickname: Beavers  
 Colors: Royal Purple and White  
 Arena: Founders Hall  
 Capacity: 1,500; Year Built: 1952  
 AD: Phill Talavinia  
 SID: Bill Hanefeld Jr.

**BOISE ST.**

Boise, ID 83725-1020.....I

Coach: Greg Graham, Oregon 1978

**2005-06 RESULTS (14-15)**

90 Montana ■.....	69
61 Weber St. ■.....	66
82 Montana St.-Northern ■.....	46
79 Idaho St.....	88
74 Weber St.....	66
77 Brigham Young.....	80
70 Sacramento St. ■.....	61
79 Utah Valley St. ■.....	62
49 Arizona St.....	64
69 San Francisco †.....	58
76 Eastern Wash. ■.....	72
72 Louisiana Tech ■.....	75
73 New Mexico St. ■.....	63
69 Utah St.....	75
67 Nevada.....	81
68 San Jose St. ■.....	65
61 Hawaii.....	72
79 Nevada ■.....	82
82 Idaho.....	68
77 San Jose St.....	75
66 Fresno St. ■.....	63
71 Louisiana Tech.....	81
64 Hawaii ■.....	73
68 New Mexico St.....	73
82 Cal St. Northridge ■.....	71
62 Utah St. ■.....	64
79 Fresno St.....	81
85 Idaho ■.....	80
64 Louisiana Tech †.....	75

Nickname: Broncos  
 Colors: Blue & Orange  
 Arena: Taco Bell Arena  
 Capacity: 12,380; Year Built: 1982  
 AD: Gene Bleymaier  
 SID: Todd Miles

**BOSTON COLLEGE**

Chestnut Hill, MA 02467-3861..I

Coach: Al Skinner, Massachusetts 1974

**2005-06 RESULTS (28-8)**

80 Dartmouth ■.....	61
70 Shawnee St. ■.....	51
92 Buffalo ■.....	63
87 Drake †.....	84
76 Oklahoma St. †.....	68
77 Sacred Heart ■.....	66
70 Michigan St. †.....	77
71 Maryland.....	73
80 Texas Southern ■.....	53
89 Harvard ■.....	55
81 Duquesne.....	69
78 Rhode Island.....	56
91 Massachusetts ■.....	62
58 Georgia Tech.....	60
60 North Carolina St. ■.....	78
90 Florida St. ■.....	87

63	Holy Cross †	53
65	Miami (Fla.)	61
81	North Carolina	74
66	Georgia Tech ■	64
81	Duke ■	83
74	Virginia Tech	73
72	Wake Forest	66
67	Clemson ■	61
59	Stony Brook ■	47
65	Miami (Fla.) ■	54
58	Virginia	72
74	North Carolina St.	72
80	Wake Forest ■	65
59	Virginia Tech ■	57
80	Maryland †	66
85	North Carolina †	82
76	Duke †	78
88	Pacific †	76
69	Montana †	56
59	Villanova †	60

Nickname: Eagles  
 Colors: Maroon & Gold  
 Arena: Silvio O. Conte Forum  
 Capacity: 8,606; Year Built: 1988  
 AD: Gene DeFilippo  
 SID: Chris Cameron

**BOSTON U.**

Boston, MA 02215 .....I

Coach: Dennis Wolff, Connecticut 1978

**2005-06 RESULTS (12-16)**

47	Duke	64
46	Michigan ■	51
64	Rider	71
38	Rhode Island ■	48
62	George Washington	75
72	Harvard ■	63
67	New Hampshire ■	46
58	Maine	55
45	Massachusetts	64
69	Canisius	56
57	Bucknell †	63
80	UC Riverside †	69
55	Holy Cross	57
64	UMBC	65
47	Albany (N.Y.) ■	53
47	Binghamton ■	48
73	Stony Brook	65
43	Vermont ■	41
54	Hartford ■	40
51	Maine ■	53
54	New Hampshire	63
60	Albany (N.Y.)	71
59	UMBC ■	47
51	Binghamton	74
73	Stony Brook ■	68
69	Vermont	64
84	Hartford	71
61	Vermont †	64

Nickname: Terriers  
 Colors: Scarlet & White  
 Arena: Case Gym  
 Capacity: 1,800; Year Built: 1971  
 AD: Michael P. Lynch  
 SID: Bryan Satter

**BOWDOIN**

Brunswick, ME 04011 .....III

Coach: Tim Gilbride, Providence 1974

**2005-06 RESULTS (16-9)**

57	Babson	71
78	Whittier †	58
76	New England ■	58
100	Me.-Presque Isle ■	30
80	Southern Me.	71
68	Colby-Sawyer ■	65
65	Maine Maritime	55
62	Bates	88

73	Colby	75
71	St. Anselm	97
84	Me.-Farmington ■	71
74	Plymouth St. ■	68
54	Bates ■	57
84	Tufts ■	70
80	Husson	74
62	Colby ■	47
72	Amherst	86
65	Trinity (Conn.)	80
92	Thomas ■	75
70	Wesleyan (Conn.)	67
58	Connecticut Col.	76
58	Middlebury ■	56
78	Williams ■	71
82	St. Joseph's (Me.) ■	74
51	Bates	67

Nickname: Polar Bears  
 Colors: White  
 Arena: Morrell Gymnasium  
 Capacity: 2,000; Year Built: 1965  
 AD: Jeffrey H. Ward  
 SID: Jim Caton

**BOWIE ST.**

Bowie, MD 20715-9465 .....II

Coach: Luke D'Alessio, Catholic 1983

**2005-06 RESULTS (19-11)**

88	Bloomsburg ■	64
91	Dowling ■	70
60	Pacific †	89
55	Oregon	80
80	Winston-Salem ■	71
102	St. Augustine's	91
82	Bloomsburg	69
87	Salem Int'l ■	89
82	Pace ■	78
79	Clafin †	53
65	Wiley †	46
44	Virginia Union †	60
78	Dist. Columbia ■	54
70	Virginia St. ■	51
62	N.C. Central	59
78	Livingstone ■	55
61	Shaw	64
56	Johnson C. Smith	68
66	Virginia Union ■	74
66	Elizabeth City St.	68
63	Fayetteville St.	72
75	Virginia Union	63
98	St. Paul's	73
82	Shaw ■	68
57	Virginia St.	62
77	St. Paul's ■	74
68	Elizabeth City St. ■	48
103	Columbia Union ■	65
71	Winston-Salem †	67
60	Johnson C. Smith †	72

Nickname: Bulldogs  
 Colors: Black & Gold  
 Arena: A.C. Jordan Arena  
 Capacity: 2,200; Year Built: 1973  
 AD: Derek Carter  
 SID: Gregory C. Goings

**BOWLING GREEN**

Bowling Green, OH 43403 .....I

Coach: Dan Dakich, Indiana 1985

**2005-06 RESULTS (9-21)**

50	Western Caro. †	56
72	Virginia Tech	71
63	Radford †	81
85	Urbana ■	50
66	Oakland ■	76
64	Bradley	93
60	Ark.-Little Rock	68
60	Florida St. †	71
60	Troy	52

81	Notre Dame (Ohio) ■	50
66	Central Mich. ■	44
62	Western Mich.	84
74	Northern Ill. ■	75
59	Toledo ■	52
79	Eastern Mich.	72
61	Ball St.	62
73	Buffalo ■	76
79	Kent St.	74
72	Akron ■	77
60	Miami (Ohio)	77
90	Ohio ■	93
73	Eastern Mich. ■	71
64	Toledo	72
62	Akron	77
51	Wright St. ■	70
66	Kent St. ■	82
67	Buffalo	81
59	Miami (Ohio) ■	73
48	Ohio	85
52	Toledo	77

Nickname: Falcons  
 Colors: Orange & Brown  
 Arena: Anderson Arena  
 Capacity: 4,700; Year Built: 1960  
 AD: Greg Christopher  
 SID: J.D. Campbell

**BRADLEY**

Peoria, IL 61625 .....I

Coach: Jim Les, Bradley 1986

**2005-06 RESULTS (22-11)**

75	DePaul	60
68	Chicago St. ■	58
72	Loyola (Ill.)	86
93	Bowling Green ■	64
60	Butler	70
78	Western Ky. ■	76
68	Delaware St. ■	46
56	Southern Miss.	43
68	UNI ■	60
67	Wichita St.	69
86	Creighton ■	69
73	Drake	75
55	Southern Ill.	67
76	Wichita St. ■	86
90	Evansville ■	62
76	Creighton	80
85	Indiana St. ■	63
86	Missouri St. ■	76
79	Evansville	76
73	Illinois St. ■	44
62	Missouri St.	70
63	Indiana St.	75
71	Illinois St.	59
72	Southern Ill.	60
77	Tennessee Tech ■	62
71	UNI	49
86	Drake ■	66
54	Creighton †	47
60	Wichita St. †	52
46	Southern Ill. †	59
77	Kansas †	73
72	Pittsburgh †	66
64	Memphis †	80

Nickname: Braves  
 Colors: Red & White  
 Arena: Carver Arena  
 Capacity: 11,300; Year Built: 1982  
 AD: Kenneth E. Kavanagh  
 SID: Bobby Parker

**BRANDEIS**

Waltham, MA 02454-9110 .....III

Coach: Brian Meehan, Clark (Mass.) 1986

**2005-06 RESULTS (14-11)**

80	Newbury ■	57
----	-----------	----

64	Lasell ■	67
79	Suffolk	70
64	Babson ■	57
72	Tufts	86
69	Clark (Mass.)	48
69	Mass.-Dartmouth	78
76	Framingham St.	62
90	Colby-Sawyer	79
74	Curry ■	62
85	Carnegie Mellon ■	103
47	Rochester ■	48
75	New York U.	79
72	Chicago	60
52	Washington-St. Louis	61
81	Case Reserve ■	64
77	Emory ■	70
69	Amherst ■	82
69	Emory	41
74	Case Reserve	70
62	Rochester	71
74	Carnegie Mellon	86
68	Washington-St. Louis ■	78
68	Chicago ■	51
70	New York U. ■	46

Nickname: Judges  
 Colors: Blue & White  
 Arena: Auerbach Arena  
 Capacity: 2,500; Year Built: 1992  
 AD: Sheryl Sousa  
 SID: Adam Levin

**BRIDGEPORT**

Bridgeport, CT 06601 .....II

Coach: Mike Ruane, Alvernia 1992

**2005-06 RESULTS (23-11)**

61	Alas. Anchorage †	71
63	Philadelphia U. †	80
84	Caldwell †	64
68	Bentley	82
76	Bryant ■	78
71	Post ■	63
85	Concordia (N.Y.) ■	64
65	C.W. Post	68
88	Southern N.H. ■	60
89	Molloy ■	76
33	Adelphi	68
56	Goldy-Beacom	58
76	Pace	81
75	Merrimack †	56
94	Mercy ■	73
68	St. Thomas Aquinas	57
74	NYIT	65
91	Queens (N.Y.) ■	71
73	Dowling	58
66	New Haven ■	61
78	Concordia (N.Y.)	65
85	C.W. Post ■	67
88	Molloy	87
59	Adelphi ■	68
87	New Haven	80
86	Mercy	69
85	St. Thomas Aquinas ■	72
88	NYIT ■	61
87	Queens (N.Y.)	82
97	Dowling ■	62
77	New Haven ■	70
84	Queens (N.Y.) †	79
62	Adelphi †	74
63	St. Anselm †	83

Nickname: Purple Knights  
 Colors: Purple & White  
 Arena: Harvey Hubbell Gym  
 Capacity: 2,000; Year Built: 1963  
 AD: Jay Moran  
 SID: Courtney Nagas

**BRIDGEWATER (VA.)**

Bridgewater, VA 22812-1599...III

Coach: Bill Leatherman, Milligan 1966

**2005-06 RESULTS (9-16)**

50 Dickinson	63
45 DeSales †	63
80 Lancaster Bible ■	60
87 Greensboro ■	79
64 Wash. & Lee ■	56
52 East. Mennonite	64
70 Roanoke ■	78
62 Adrian †	64
71 Grove City †	67
63 Randolph-Macon ■	70
55 Hampden-Sydney ■	65
78 Lynchburg	55
75 Va. Wesleyan	78
82 Emory & Henry	85
68 Guilford	72
70 Wash. & Lee	47
81 East. Mennonite ■	72
59 Lynchburg ■	60
62 Hampden-Sydney	55
65 Guilford ■	78
104 Emory & Henry ■	92
54 Roanoke	68
56 Va. Wesleyan ■	74
59 Randolph-Macon	69
55 Randolph-Macon †	65

Nickname: Eagles  
 Colors: Cardinal & Vegas Gold  
 Arena: Nininger Hall  
 Capacity: 1,200; Year Built: 1957  
 AD: Curtis L. Kendall  
 SID: Steve Cox

**BRIDGEWATER ST.**

Bridgewater, MA 02325-9998...III

Coach: Joe Farroba, Boston St. 1976

**2005-06 RESULTS (17-10)**

84 Suffolk †	75
80 Wesleyan (Conn.)	76
76 WPI	87
93 Mount Ida	73
99 Mass.-Dartmouth	102
75 Wheaton (Mass.) ■	78
67 Plymouth St.	69
68 Montclair St.	67
83 Keene St. †	57
86 Rhode Island Col. ■	80
71 Westfield St.	83
67 Framingham St. ■	68
88 Mass. Liberal Arts	60
79 Mass.-Boston ■	85
78 Worcester St.	55
77 Salem St. ■	74
88 Fitchburg St. ■	74
59 Westfield St. ■	71
63 Framingham St.	55
97 Mass. Liberal Arts ■	62
99 Mitchell ■	73
69 Worcester St. ■	55
80 Salem St.	88
65 Fitchburg St.	54
85 Salem St. †	71
59 Worcester St. †	46
62 WPI	79

Nickname: Bears  
 Colors: Crimson & White  
 Arena: Adrian Tinsley Center  
 Capacity: 1,000; Year Built: 2002  
 AD: John C. Harper  
 SID: Mike Holbrook

**BRIGHAM YOUNG**

Provo, UT 84602.....I

Coach: Dave Rose, Houston 1984

**2005-06 RESULTS (20-9)**

71 Loyola Marymount ■	83
76 Washington St.	68
86 Southern Utah ■	61
97 Lamar †	74
68 Southern California	74
80 Boise St. ■	77
65 Northern Ky. ■	46
80 Weber St. ■	54
80 Utah St.	91
97 Eastern Wash. ■	66
68 Tulsa ■	49
59 Air Force	75
72 Utah ■	60
72 UNLV	82
80 Wyoming ■	67
61 San Diego St.	88
89 TCU ■	80
86 Colorado St.	84
77 New Mexico	71
65 Air Force ■	59
60 Utah	79
75 UNLV ■	72
74 Wyoming	68
100 San Diego St. ■	90
81 TCU	72
77 Colorado St. ■	69
76 New Mexico ■	68
70 Utah †	74
67 Houston	77

Nickname: Cougars  
 Colors: Dark Blue and White  
 Arena: Marriott Center  
 Capacity: 22,700; Year Built: 1971  
 AD: Tom Holmoe  
 SID: Brett Pyne

**BYU-HAWAII**

Laie, HI 96762-1294.....II

Coach: Ken Wagner, Brigham Young 1979

**2005-06 RESULTS (14-11)**

66 Emporia St. ■	81
91 Western Wash. ■	88
76 Alas. Fairbanks	59
80 Alas. Anchorage †	90
83 Chaminade ■	97
76 Chaminade	84
66 Cheyney ■	60
62 Penn ■	72
87 Olivet Nazarene ■	78
67 Chapman ■	61
91 Hawaii Pacific ■	79
75 Notre Dame de Namur	64
68 Grand Canyon	81
68 Seattle	90
82 Fla. Gulf Coast ■	74
68 Hawaii-Hilo ■	55
76 Hawaii-Hilo ■	61
61 Hawaii Pacific	69
66 Chaminade	64
66 Chaminade ■	67
116 Grand Canyon ■	110
82 Hawaii Pacific	88
85 Hawaii-Hilo	82
93 Hawaii-Hilo	96
71 Hawaii Pacific ■	68

Nickname: Seasideers  
 Colors: Crimson, Gray & Gold  
 Arena: Cannon Activities Center  
 Capacity: 4,338; Year Built: 1981  
 AD: A. Kenyon Wagner  
 SID: Scott Lowe

**BROCKPORT ST.**

Brockport, NY 14420-2989.....III

Coach: Nelson Whitmore, St. John Fisher 1992

**2005-06 RESULTS (15-13)**

77 St. Lawrence	74
90 Hamilton	102
72 Cortland St. ■	73
85 Plattsburgh St.	79
77 Oswego St.	92
95 Roberts Wesleyan	82
77 York (Pa.)	91
98 Eastern †	111
81 Drew †	70
99 Rochester Inst. †	87
78 St. John Fisher †	94
85 Roberts Wesleyan †	91
83 New Paltz St. ■	66
88 Buffalo St. ■	85
98 Utica/Rome ■	95
56 Fredonia St.	64
97 New Paltz St.	79
77 Oneonta St.	76
102 Buffalo St.	93
93 Potsdam St. ■	86
86 Plattsburgh St. ■	84
62 Utica/Rome	82
59 Cortland St.	61
94 Geneseo St. ■	78
53 Oswego St. ■	73
86 Plattsburgh St. ■	88
91 Utica/Rome	88
75 Ithaca †	77

Nickname: Golden Eagles  
 Colors: Green & Gold  
 Arena: Tuttle North Gym  
 Capacity: 3,000; Year Built: 1973  
 AD: Linda J. Case  
 SID: Kelly Vergin

**BROOKLYN**

Brooklyn, NY 11210.....III

Coach: Steve Podias, Fordham 1978

**2005-06 RESULTS (6-19)**

79 Pratt ■	45
69 Briarcliffe	47
85 Centenary (N.J.)	73
75 Purchase St.	66
58 Colby	78
59 Me.-Farmington †	81
58 City Tech ■	75
67 Staten Island	77
70 Stevens Institute ■	82
71 York (N.Y.)	91
73 Medgar Evers ■	76
68 St. Joseph's (Brkln)	72
59 John Jay ■	69
69 CCNY ■	78
50 Lehman	66
41 Manhattanville	88
54 Montclair St. †	67
70 Hunter ■	67
64 Baruch	77
61 Maritime (N.Y.) ■	57
73 Staten Island ■	76
58 City Tech	59
77 Medgar Evers	85
78 York (N.Y.) ■	84
52 Yeshiva	68

Nickname: Bridges  
 Colors: Maroon & Gold  
 Arena: Roosevelt Gymnasium  
 Capacity: 800; Year Built: 1935  
 AD: Bruce Filosa  
 SID: Alex Lang

**BROWN**

Providence, RI 02912.....I

Coach: Glen Miller, Connecticut 1986

**2005-06 RESULTS (10-17)**

53 Northeastern †	67
62 Birmingham-So. †	63
70 Hartford	60
40 Rhode Island	57
59 Wagner ■	72
41 Holy Cross	64
71 Binghamton	61
57 Md.-East. Shore ■	59
64 Navy ■	73
47 Albany (N.Y.) ■	62
59 Army	57
55 Canisius ■	69
64 Quinnipiac	60
61 Yale	75
67 Yale ■	62
73 Dartmouth ■	70
58 Harvard ■	75
51 Penn	68
37 Princeton	52
59 Cornell ■	63
86 Columbia ■	75
79 Harvard	66
46 Dartmouth	58
56 Columbia	68
69 Cornell	64
61 Princeton ■	46
68 Penn ■	74

Nickname: Bears  
 Colors: Brown, Red & White  
 Arena: Pizzitola Sports Center  
 Capacity: 3,100; Year Built: 1989  
 AD: Michael Goldberger  
 SID: Chris Humm

**BRYANT**

Smithfield, RI 02917-1284.....II

Coach: Max Good, Eastern Ky. 1969

**2005-06 RESULTS (21-10)**

70 Adelphi ■	62
78 Bridgeport	76
88 NYIT †	81
65 American Int'l	67
62 St. Rose	64
92 Pace ■	85
69 Southern Conn. St.	58
51 Stonehill	63
102 Bloomfield ■	78
111 Holy Family ■	71
94 Assumption ■	88
77 Bentley	63
63 Stonehill ■	77
57 Merrimack	73
94 Assumption	70
78 American Int'l ■	65
52 St. Rose ■	77
78 Pace	72
79 Southern Conn. St. ■	50
71 Franklin Pierce	73
82 Mass.-Lowell ■	66
62 Southern N.H.	59
72 Le Moyne ■	67
87 St. Anselm	80
88 St. Michael's ■	77
88 Bentley ■	78
67 Merrimack ■	77
61 American Int'l ■	54
63 Mass.-Lowell	61
56 Stonehill	67
67 Mass.-Lowell †	77

Nickname: Bulldogs  
 Colors: Black, Gold & White  
 Arena: Chace Athletic Center  
 Capacity: 2,700; Year Built: 1971  
 AD: Bill Smith  
 SID: Jason Sullivan



**BUCKNELL**

Lewisburg, PA 17837.....I

Coach: Pat Flannery, Bucknell 1980

**2005-06 RESULTS (27-5)**

56 Rider.....	54
74 Syracuse.....	69
87 Yale ■.....	60
66 Niagara.....	63
57 DePaul.....	52
60 Villanova ■.....	79
83 Cornell ■.....	39
76 Haverford ■.....	44
63 St. Joseph's ■.....	51
63 Boston U. †.....	57
68 Santa Clara.....	77
50 Duke.....	84
74 Navy.....	52
58 American.....	50
56 Holy Cross ■.....	42
62 Lafayette ■.....	32
62 Colgate ■.....	43
59 Lehigh.....	54
81 Navy ■.....	47
67 Army.....	54
68 Colgate.....	59
74 American ■.....	57
57 Holy Cross.....	52
69 Lafayette.....	49
61 UNI.....	65
81 Lehigh ■.....	70
70 Army ■.....	47
59 Army ■.....	47
64 American ■.....	50
74 Holy Cross.....	59
59 Arkansas †.....	55
56 Memphis †.....	72

Nickname: Bison  
 Colors: Orange & Blue  
 Arena: Sojka Pavilion  
 Capacity: 4,000; Year Built: 2003  
 AD: John P. Hardt  
 SID: Jon Terry

**BUENA VISTA**

Storm Lake, IA 50588-9990 .....III

Coach: Brian VanHaaffen, Northwestern (Iowa)

**2005-06 RESULTS (15-14)**

57 Wis.-La Crosse.....	80
64 Wis.-Eau Claire.....	70
75 Gust. Adolphus ■.....	80
80 Central (Iowa) ■.....	65
79 St. Ambrose.....	95
67 Olivet †.....	77
72 Marian (Wis.) †.....	71
70 Wis.-Stevens Point †.....	75
65 Grace (Ind.) †.....	88
86 Purdue-North Cent. †.....	68
73 Cornell College.....	56
51 Loras.....	59
60 Luther ■.....	75
77 Wartburg.....	94
85 Dubuque.....	86
68 Coe ■.....	46
65 Simpson ■.....	59
81 Cornell College ■.....	59
61 Central (Iowa).....	79
60 Loras ■.....	58
71 Coe.....	85
70 Simpson.....	53
70 Luther.....	53
68 Wartburg ■.....	65
67 Dubuque ■.....	61
73 Luther ■.....	71
64 Wartburg.....	62
69 Coe.....	66
66 Augustana (Ill.).....	71

Nickname: Beavers

Colors: Navy Blue & Gold  
 Arena: Siebens Fieldhouse  
 Capacity: 3,500; Year Built: 1969  
 AD: Jan Travis  
 SID: Nick Huber

**BUFFALO**

Buffalo, NY 14260 .....I

Coach: Reggie Witherspoon, Empire St. 1995

**2005-06 RESULTS (19-13)**

81 Canisius ■.....	76
96 Buffalo St. ■.....	61
63 Boston College.....	92
71 Jackson St. †.....	65
66 Detroit †.....	60
85 Fresno St. ■.....	69
68 Niagara.....	59
66 Liberty.....	53
62 Rutgers ■.....	53
68 Elon ■.....	67
56 Delaware St.....	51
78 Eastern Mich. ■.....	62
82 Northern Ill.....	84
70 Toledo.....	73
73 Western Mich. ■.....	62
75 Ball St. ■.....	64
61 Central Mich. ■.....	71
76 Bowling Green.....	73
70 Ohio ■.....	51
52 Kent St.....	70
61 Akron.....	75
74 Miami (Ohio) ■.....	81
60 Ball St.....	67
73 Central Mich.....	59
107 Kent St. ■.....	111
75 Iona.....	93
72 Ohio.....	85
81 Bowling Green ■.....	67
83 Akron ■.....	71
65 Miami (Ohio).....	74
80 Ball St. ■.....	72
67 Kent St. †.....	76

Nickname: Bulls  
 Colors: Royal Blue & White  
 Arena: Alumni Arena  
 Capacity: 8,500; Year Built: 1982  
 AD: Warde Manuel  
 SID: Jon Fuller

**BUFFALO ST.**

Buffalo, NY 14222-1095.....III

Coach: Fajri Ansari, Buffalo 1981

**2005-06 RESULTS (13-13)**

138 Marietta ■.....	83
83 Nazareth ■.....	73
61 Buffalo.....	96
90 Fredonia St. ■.....	76
88 Oneonta St.....	72
90 Utica/Rome.....	95
82 Hilbert ■.....	66
97 Medaille ■.....	74
93 St. Mary's (Md.) †.....	89
88 Johns Hopkins.....	97
88 Mary Washington †.....	86
76 Albright.....	81
63 New Paltz St. ■.....	62
75 Oswego St. ■.....	93
85 Brockport St.....	88
79 Potsdam St. ■.....	82
64 Geneseo St.....	88
73 Cortland St.....	75
93 Brockport St. ■.....	102
80 Oswego St.....	78
77 Oneonta St. ■.....	65
70 Geneseo St. ■.....	58
81 Potsdam St.....	97
77 Plattsburgh St.....	76

83 Utica/Rome ■.....	91
84 Cortland St.....	99

Nickname: Bengals  
 Colors: Orange & Black  
 Arena: Sports Arena  
 Capacity: 3,500; Year Built: 1991  
 AD: Jerry S. Boyes  
 SID: Jeff Ventura

**BUTLER**

Indianapolis, IN 46208-3485.....I

Coach: Todd Lickliter, Butler 1979

**2005-06 RESULTS (20-13)**

59 UNC Wilmington †.....	75
70 Alabama St. †.....	61
66 Lehigh †.....	41
69 Ohio St.....	79
74 Michigan.....	78
82 Tulane ■.....	61
64 Ball St.....	53
70 Bradley ■.....	60
58 Indiana St. ■.....	59
86 Elon ■.....	40
55 Indiana †.....	73
85 South Dakota St.....	48
75 Ill.-Chicago ■.....	56
59 Wis.-Milwaukee.....	64
64 Detroit ■.....	52
64 Loyola (Ill.).....	74
62 Youngstown St.....	64
55 Cleveland St.....	51
70 Wright St. ■.....	62
67 Ill.-Chicago.....	39
72 Wis.-Green Bay ■.....	66
63 Wis.-Milwaukee ■.....	60
78 Cleveland St. ■.....	49
83 Wright St.....	86
63 Wis.-Green Bay.....	57
62 Loyola (Ill.) ■.....	50
76 Kent St.....	80
72 Youngstown St. ■.....	64
71 Detroit.....	73
73 Wis.-Green Bay †.....	51
71 Wis.-Milwaukee.....	87
53 Miami (Ohio) ■.....	52
63 Florida St.....	67

Nickname: Bulldogs  
 Colors: Blue & White  
 Arena: Hinkle Fieldhouse  
 Capacity: 11,043; Year Built: 1928  
 AD: Barry Collier  
 SID: Jim McGrath

**C.W. POST**

Brookville, NY 11548 .....II

Coach: Tom Galeazzi, Cortland St. 1961

**2005-06 RESULTS (13-15)**

55 Mass.-Lowell.....	77
91 Belmont Abbey ■.....	80
55 Merrimack ■.....	74
74 St. Thomas Aquinas ■.....	61
68 Bridgeport ■.....	65
71 New Haven.....	66
68 Queens (N.Y.).....	84
72 Assumption ■.....	70
61 Franklin Pierce ■.....	57
87 Concordia (N.Y.) ■.....	94
81 Molloy ■.....	76
44 Southern Conn. St.....	66
67 Mercy ■.....	78
80 Molloy.....	71
76 Dowling ■.....	80
65 NYIT.....	62
55 Adelphi.....	62
80 St. Thomas Aquinas.....	72
67 Bridgeport.....	85
59 New Haven ■.....	63
97 Southern Conn. St. ■.....	57

44 Adelphi ■.....	71
67 Queens (N.Y.) ■.....	85
63 Concordia (N.Y.).....	76
86 Mercy.....	53
70 Dowling.....	78
81 NYIT ■.....	72
66 Queens (N.Y.).....	83

Nickname: Pioneers  
 Colors: Green & Gold  
 Arena: Pratt Recreation Center  
 Capacity: 3,000; Year Built: 2002  
 AD: Bryan Collins  
 SID: Tom Emberley

**CABRINI**

Radnor, PA 19087-3698 .....III

Coach: Matthew Macciocca, DeSales 1996

**2005-06 RESULTS (11-14)**

104 Apprentice ■.....	85
84 Penn St.-Berks.....	79
68 Neumann.....	69
77 Misericordia ■.....	74
86 Marywood.....	85
72 DeSales.....	88
119 Penn St. Tech †.....	84
53 Messiah.....	85
70 Elizabethtown.....	94
84 Wesley.....	100
72 Marywood ■.....	78
72 Arcadia ■.....	71
83 Eastern.....	96
51 Scranton.....	68
65 Alvernia.....	89
64 Gwynedd-Mercy ■.....	66
62 Neumann.....	39
90 Immaculata ■.....	72
61 Misericordia.....	52
66 Wesley ■.....	71
69 Alvernia ■.....	80
59 Arcadia.....	60
83 Gwynedd-Mercy.....	85
78 Eastern ■.....	64
86 Immaculata.....	67

Nickname: Cavaliers  
 Colors: Royal Blue & White  
 Arena: Sacred Heart Gymnasium  
 Capacity: 750; Year Built: 1958  
 AD: Leslie Danehy  
 SID: Rich Schepis

**CALDWELL**

Caldwell, NJ 07006-6195.....II

Coach: Mark Corino, Kean 1977

**2005-06 RESULTS (18-13)**

71 Southern Ind. †.....	88
51 Presbyterian †.....	72
64 Bridgeport †.....	84
58 East Stroudsburg ■.....	72
74 Dowling ■.....	60
71 NJIT.....	65
88 Bloomfield.....	84
72 Nyack ■.....	75
71 Holy Family ■.....	80
70 Wilmington (Del.) ■.....	78
64 Felician ■.....	73
70 Pace ■.....	66
82 Mercy †.....	56
77 NYIT †.....	58
74 Philadelphia U.....	60
86 Dominican (N.Y.).....	78
63 Phila. Sciences ■.....	66
66 Post ■.....	63
69 Goldey-Beacom ■.....	62
71 Felician.....	63
55 Holy Family.....	67
56 Dominican (N.Y.) ■.....	53
67 Goldey-Beacom.....	60

85 Bloomfield ■.....	86
85 Post.....	68
69 Wilmington (Del.).....	81
77 Nyack.....	70
82 NJIT ■.....	70
71 Phila. Sciences.....	66
67 Philadelphia U. ■.....	63
73 Dominican (N.Y.) ■.....	76

Nickname: Cougars  
 Colors: Scarlet & Gold  
 Arena: George R. Newman  
 Capacity: 1,800; Year Built: 2002  
 AD: Mark A. Corino  
 SID: Matt McLagan

**CALIFORNIA**

Berkeley, CA 94720.....I

Coach: Ben Braun, Wisconsin 1975

**2005-06 RESULTS (20-11)**

65 Eastern Mich.....	67
88 Long Beach St. ■.....	69
83 Northern Colo. ■.....	59
83 Northeastern ■.....	76
70 San Jose St. ■.....	52
89 Akron ■.....	75
82 San Diego St. ■.....	64
56 Kansas †.....	69
65 DePaul †.....	68
62 Southern California.....	58
68 UCLA.....	61
77 Oregon ■.....	66
64 Oregon St. ■.....	72
61 Stanford.....	75
88 Arizona St.....	58
55 Arizona.....	60
71 Washington ■.....	69
55 Washington St. ■.....	53
69 Oregon St.....	52
62 Oregon.....	60
65 Stanford ■.....	62
75 Arizona ■.....	66
64 Arizona St. ■.....	65
43 Washington St.....	41
62 Washington.....	73
58 UCLA ■.....	67
71 Southern California ■.....	60
82 Southern California †.....	67
91 Oregon †.....	87
52 UCLA †.....	71
52 North Carolina St. †.....	58

Nickname: Golden Bears  
 Colors: Blue & Gold  
 Arena: Haas Pavilion  
 Capacity: 11,877; Year Built: 1999  
 AD: Sandy Barbour  
 SID: Herb Benenson

**UC DAVIS**

Davis, CA 95616-8674.....II

Coach: Gary Stewart, La Verne 1984

**2005-06 RESULTS (8-20)**

50 Northern Ariz.....	78
61 Dartmouth.....	66
56 Harvard.....	69
67 Sacramento St. ■.....	72
64 Stanford ■.....	58
51 Nevada.....	78
68 Idaho St. ■.....	75
53 Tex. A&M-Corp. Chris †.....	64
69 Southeastern La. †.....	64
81 Bethany (Cal.) ■.....	63
51 Pacific.....	84
48 Long Beach St.....	77
66 UC Irvine.....	63
58 Louisville.....	81
65 Cal Poly ■.....	52
50 UC Santa Barb. ■.....	64
60 Cal St. Northridge.....	70

56 Pacific.....	67
75 UC Riverside ■.....	69
92 Cal St. Fullerton ■.....	94
54 UC Santa Barb.....	73
83 Cal Poly.....	70
86 Northern Colo. ■.....	73
69 Cal St. Northridge ■.....	75
68 UC Irvine ■.....	82
92 Long Beach St. ■.....	96
63 Cal St. Fullerton.....	81
87 UC Riverside.....	94

Nickname: Aggies  
 Colors: Yale Blue & Gold  
 Arena: The Pavilion  
 Capacity: 7,600; Year Built: 1977  
 AD: Greg Warzecka  
 SID: Mike Robles

**UC IRVINE**

Irvine, CA 92697-4125.....I

Coach: Pat Douglass, Pacific 1972

**2005-06 RESULTS (16-13)**

56 George Mason †.....	79
94 Mississippi Val. †.....	40
79 Stanford.....	63
78 Santa Clara.....	70
76 Pepperdine.....	79
90 Cal St. Stanislaus ■.....	91
68 San Jose St. ■.....	58
80 Colorado.....	96
72 Loyola (Ill.) ■.....	74
64 Ark.-Monticello †.....	81
65 Wis.-Green Bay.....	77
63 UC Davis ■.....	66
69 Cal Poly.....	67
70 UC Santa Barb.....	66
76 Cal St. Northridge ■.....	62
70 Pacific ■.....	61
71 UC Riverside.....	61
67 Cal St. Fullerton.....	59
83 Cal St. Fullerton ■.....	68
73 Long Beach St.....	67
52 Pacific.....	64
74 Cal St. Northridge.....	57
59 UC Santa Barb. ■.....	60
58 Cal Poly ■.....	61
63 UC Riverside ■.....	37
70 Drake ■.....	67
82 UC Davis.....	68
73 Long Beach St. ■.....	93
73 Long Beach St. †.....	75

Nickname: Anteaters  
 Colors: Blue & Gold  
 Arena: Bren Events Center  
 Capacity: 5,000; Year Built: 1987  
 AD: Robert S. Chichester  
 SID: Bob Olson

**UC RIVERSIDE**

Riverside, CA 92521.....I

Coach: David Spencer, Delaware 1972

**2005-06 RESULTS (5-23)**

55 Washington St.....	86
74 Portland.....	92
65 San Diego ■.....	82
48 Southern California.....	81
67 San Diego.....	94
70 Eastern Wash. ■.....	85
67 Montana ■.....	77
111 Puget Sound ■.....	115
61 Santa Clara.....	63
69 Boston U. †.....	80
81 UC Santa Barb. ■.....	78
55 Cal Poly ■.....	66
83 Pacific.....	71
62 Cal St. Northridge.....	76
79 Cal St. Fullerton ■.....	90
61 UC Irvine ■.....	71

70 Long Beach St. ■.....	82
69 UC Davis.....	75
78 Cal St. Fullerton.....	73
56 Cal St. Northridge ■.....	74
58 Pacific.....	95
37 UC Irvine.....	63
69 Southeast Mo. St. ■.....	61
55 Cal Poly.....	59
71 UC Santa Barb.....	81
76 Long Beach St.....	82
94 UC Davis ■.....	87
44 UC Santa Barb. †.....	76

Nickname: Highlanders  
 Colors: Blue & Gold  
 Arena: UCR Student Rec Center  
 Capacity: 3,168; Year Built: 1994  
 AD: Stanley M. Morrison  
 SID: Ross French

**UC SAN DIEGO**

La Jolla, CA 92093-0531.....II

Coach: Bill Carr, San Francisco 1992

**2005-06 RESULTS (15-14)**

67 Cal Poly.....	71
54 Pomona-Pitzer.....	47
60 Grand Canyon.....	72
49 Cal St. Bakersfield.....	51
58 Cal St. L.A.....	61
63 Pt. Loma Nazarene.....	71
69 Hawaii-Hilo †.....	75
70 Montreal †.....	58
62 Hawaii-Hilo.....	69
94 Grand Canyon ■.....	91
75 Cal St. Stanislaus ■.....	79
61 Cal St. Chico.....	41
42 Cal St. San B'dino.....	64
67 Cal St. Monterey Bay.....	62
79 Cal St. Dom. Hills ■.....	46
83 Cal Poly Pomona ■.....	79
53 Sonoma St.....	70
65 San Fran. St.....	56
64 Chapman.....	70
66 Cal St. L.A. ■.....	51
60 Cal St. Bakersfield ■.....	80
70 Cal St. Chico.....	56
81 Cal St. Stanislaus.....	77
57 Cal St. San B'dino ■.....	55
70 Cal St. Monterey Bay ■.....	67
53 Cal Poly Pomona.....	56
80 Cal St. Dom. Hills.....	77
50 San Fran. St. ■.....	38
40 Sonoma St. ■.....	67

Nickname: Tritons  
 Colors: Blue & Gold  
 Arena: RIMAC Arena  
 Capacity: 5,000; Year Built: 1995  
 AD: Earl W. Edwards  
 SID: David Wahlstrom

**UC SANTA BARB.**

Santa Barbara, CA 93106.....I

Coach: Bob Williams, San Jose St. 1975

**2005-06 RESULTS (15-14)**

82 San Francisco ■.....	59
67 San Diego ■.....	65
66 North Carolina.....	83
57 Arizona St.....	73
60 Loyola Marymount.....	77
65 Pepperdine ■.....	56
54 San Diego St.....	66
67 Sonoma St. ■.....	66
76 Fresno St.....	79
76 Portland ■.....	53
78 UC Riverside.....	81
59 Cal St. Fullerton.....	73
77 Long Beach St. ■.....	74
66 UC Irvine ■.....	70
64 UC Davis.....	50

62 Cal Poly.....	74
46 Cal St. Northridge ■.....	59
53 Pacific ■.....	65
73 UC Davis.....	54
60 UC Irvine.....	59
81 Long Beach St.....	78
64 Cal Poly.....	37
76 San Jose St.....	72
76 Cal St. Fullerton ■.....	80
81 UC Riverside ■.....	71
36 Pacific.....	64
82 Cal St. Northridge.....	76
76 UC Riverside †.....	44
50 Cal Poly †.....	57

Nickname: Gauchos  
 Colors: Blue & Gold  
 Arena: The Thunderdome  
 Capacity: 6,000; Year Built: 1979  
 AD: Gary A. Cunningham  
 SID: Bill Mahoney

**UC SANTA CRUZ**

Santa Cruz, CA 95064.....III

Coach: Gordie Johnson, U. of Phoenix

**2005-06 RESULTS (9-18)**

41 St. Mary's (Cal.).....	93
59 Humboldt St.....	112
71 Neb. Wesleyan.....	75
44 Wartburg †.....	73
60 Menlo.....	75
57 Chapman †.....	77
68 S'western (Ariz.) †.....	65
55 Newport News †.....	64
79 LIFE Bible.....	62
70 Bethany (Cal.) ■.....	76
54 Whitworth †.....	84
52 Lewis & Clark †.....	93
58 Holy Names ■.....	85
73 Cal St. Maritime ■.....	62
61 Colorado Col. ■.....	58
67 St. Joseph's (Me.) ■.....	76
52 Cal Lutheran.....	58
45 Pomona-Pitzer.....	55
72 Chapman.....	66
58 Chapman.....	80
86 La Sierra ■.....	77
88 Golden St. Baptist ■.....	54
53 Dominican (Cal.) ■.....	69
71 Dallas †.....	65
54 Colorado Col.....	62
62 Neb. Wesleyan ■.....	67
71 Colorado Col. ■.....	68

Nickname: Banana Slugs  
 Colors: Navy Blue & Gold  
 Arena: West Field House  
 Capacity: 3000  
 AD: Linda Spradley  
 SID: Dorth Raphaely

**CALIFORNIA (PA.)**

California, PA 15419.....II

Coach: Bill Brown, Ohio 1974

**2005-06 RESULTS (17-11)**

92 Penn St.-McKeesport ■.....	44
82 Geneva ■.....	56
67 Ferris St.....	76
82 West Va. Tech ■.....	76
101 Kutztown ■.....	79
78 West Chester ■.....	60
75 Virginia Union.....	90
76 Mansfield.....	75
82 East Stroudsburg.....	77
79 Fairmont St. †.....	70
78 Wheeling Jesuit.....	86
65 Bloomsburg.....	59
85 Slippery Rock.....	75
75 Millersville ■.....	70
66 Cheyney ■.....	69

85	Indiana (Pa.) ■	75
60	Edinboro	61
79	Clarion ■	76
51	Shippensburg	61
86	Lock Haven ■	69
80	Slippery Rock ■	54
97	Indiana (Pa.)	104
78	Edinboro ■	63
58	Pitt.-Johnstown	72
74	Clarion	88
59	Shippensburg ■	53
71	Lock Haven	82
78	Edinboro	97

Nickname: Vulcans  
 Colors: Red & Black  
 Arena: Hamer Hall  
 Capacity: 2,500; Year Built: 1962  
 AD: Thomas G. Pucci  
 SID: Tom Byrnes

**CAL LUTHERAN**

Thousand Oaks, CA 91360.....III

Coach: Rich Rider, Truman 1970

**2005-06 RESULTS (10-15)**

88	Cal St. East Bay †	94
54	Edgewood †	68
52	Chapman ■	68
73	La Sierra	58
88	West Coast Chrst. ■	38
51	Westmont ■	68
73	Lewis & Clark †	52
69	Whitworth †	74
61	Luther ■	65
60	Neb. Wesleyan ■	64
58	UC Santa Cruz ■	52
66	Caltech	46
42	Occidental	70
58	La Verne ■	52
76	Whittier ■	60
62	Pomona-Pitzer	65
105	Redlands	108
49	Claremont-M-S ■	59
77	Caltech ■	45
45	Occidental ■	58
74	La Verne	82
77	Whittier	67
56	Pomona-Pitzer ■	63
105	Redlands	89
58	Claremont-M-S	74

Nickname: Kingsmen  
 Colors: Violet & Gold  
 Arena: CLU Gymnasium  
 Capacity: 500; Year Built: 1962  
 AD: Daniel E. Kuntz  
 SID: Scott Flanders

**CAL POLY**

San Luis Obispo, CA 93407 .....I

Coach: Kevin Bromley, Colorado St. 1983

**2005-06 RESULTS (10-19)**

71	UC San Diego ■	67
57	San Jose St. ■	72
77	Fresno St. ■	85
58	Stanford	82
75	Colorado	93
58	Santa Clara	73
88	Cal St. Stanislaus ■	75
59	Sacramento St.	80
62	Eastern Wash.	76
61	Portland ■	66
83	Cal St. Fullerton	70
66	UC Riverside	55
67	UC Irvine ■	69
66	Long Beach St. ■	79
52	UC Davis	65
74	UC Santa Barb. ■	62
62	Pacific ■	64

73	Cal St. Northridge ■	54
70	UC Davis ■	83
66	Long Beach St.	69
61	UC Irvine	58
37	UC Santa Barb.	64
85	St. Mary's (Cal.)	89
59	UC Riverside ■	55
76	Cal St. Fullerton ■	72
77	Cal St. Northridge	82
53	Pacific	75
57	UC Santa Barb. †	50
57	Pacific †	68

Nickname: Mustangs  
 Colors: Green & Gold  
 Arena: Robert A. Mott Gymnasium  
 Capacity: 3,032; Year Built: 1960  
 AD: Alison Cone  
 SID: Brian Thurmond

**CAL POLY POMONA**

Pomona, CA 91768.....II

Coach: Greg Kamansky, UC San Diego 1988

**2005-06 RESULTS (17-10)**

66	St. Martin's †	64
72	Seattle	79
70	Northwest Nazarene	66
50	Sonoma St.	56
76	San Fran. St.	58
66	Vanguard	62
79	Western Wash. ■	85
66	Seattle Pacific ■	69
101	Northwest Nazarene ■	98
67	Cal St. L.A. ■	60
65	Cal St. Bakersfield	54
61	Cal St. Chico ■	76
99	Cal St. Stanislaus ■	76
61	Cal St. San B'dino	70
79	UC San Diego	83
55	Cal St. Dom. Hills	58
84	Cal St. Monterey Bay ■	64
99	San Fran. St. ■	52
77	Sonoma St.	72
70	Cal St. Bakersfield	69
63	Cal St. L.A.	62
81	Cal St. Stanislaus	92
67	Cal St. Chico	54
56	UC San Diego ■	53
63	Cal St. San B'dino ■	50
59	Cal St. Dom. Hills ■	60
77	Cal St. Monterey Bay	72

Nickname: Broncos  
 Colors: Green & Gold  
 Arena: Kellogg Gym  
 Capacity: 5,000; Year Built: 1966  
 AD: Brian Swanson  
 SID: Paul Helms

**CAL ST. BAKERSFIELD**

Bakersfield, CA 93311-1099.....II

Coach: Keith Brown, Pacific 1979

**2005-06 RESULTS (21-8)**

114	Cal St. East Bay ■	83
51	UC San Diego ■	49
73	Cal St. San B'dino ■	59
82	Hawaii Pacific ■	73
77	Grand Canyon	74
83	Seattle ■	94
80	Fort Lewis ■	75
70	Minn. St. Mankato ■	82
79	Cal St. Dom. Hills	76
54	Cal Poly Pomona	65
77	San Fran. St. ■	65
76	Sonoma St. ■	78
79	Cal St. L.A. ■	62
82	Cal St. Monterey Bay	73
76	Grand Canyon ■	72
96	Cal St. Stanislaus ■	81

83	Cal St. Chico ■	76
73	Cal St. San B'dino	65
80	UC San Diego	60
69	Cal Poly Pomona ■	70
68	Cal St. Dom. Hills ■	57
63	Sonoma St.	50
96	San Fran. St.	48
75	Cal St. L.A.	76
90	Cal St. Monterey Bay ■	87
69	Cal St. Chico	73
76	Cal St. Stanislaus	72
71	Sonoma St.	65
75	Seattle Pacific	81

Nickname: Roadrunners  
 Colors: Blue & Gold  
 Arena: Rabobank Arena  
 Capacity: 10,000; Year Built: 1998  
 AD: Rudy Carvajal  
 SID: Kevin Gilmore

**CAL ST. CHICO**

Chico, CA 95929.....II

Coach: Prescott Smith, Southwestern Okla. 1965

**2005-06 RESULTS (9-18)**

90	Hawaii-Hilo ■	77
88	Central Wash.	107
85	Western Ore. †	97
74	Humboldt St. ■	94
67	Chaminade ■	81
87	Cal St. Monterey Bay ■	81
111	Cal St. Stanislaus ■	105
71	Humboldt St.	85
80	Alas. Fairbanks †	88
59	Cal St. San B'dino	67
41	UC San Diego	61
76	Cal Poly Pomona	61
80	Cal St. Dom. Hills	76
85	Sonoma St. ■	96
88	San Fran. St. ■	61
55	Cal St. L.A.	77
76	Cal St. Bakersfield	83
76	Cal St. Stanislaus	91
66	Cal St. Monterey Bay	80
56	UC San Diego ■	70
60	Cal St. San B'dino ■	57
67	Cal St. Dom. Hills ■	75
54	Cal Poly Pomona ■	67
64	San Fran. St.	68
82	Sonoma St.	92
73	Cal St. Bakersfield ■	69
80	Cal St. L.A. ■	69

Nickname: Wildcats  
 Colors: Cardinal & White  
 Arena: Art Acker Gym  
 Capacity: 1,997; Year Built: 1962  
 AD: Anita S. Barker  
 SID: Teresa Clements

**CAL ST. DOM. HILLS**

Carson, CA 90747 .....II

Coach: Damaine Powell, Southern California 1994

**2005-06 RESULTS (11-16)**

58	Vanguard ■	74
68	Seattle Pacific †	70
63	Central Wash. †	70
86	San Fran. St.	84
68	Sonoma St.	79
74	San Diego Christian	80
91	Hope Int'l ■	65
99	Dominican (Cal.) ■	49
76	Cal St. Bakersfield ■	79
76	Cal St. L.A. ■	87
92	Cal St. Stanislaus ■	89
76	Cal St. Chico ■	80
46	UC San Diego	79
57	Cal St. San B'dino	71

58	Cal Poly Pomona ■	55
77	Cal St. Monterey Bay ■	68
97	Chaminade ■	92
78	Sonoma St. ■	83
79	San Fran. St. ■	62
62	Cal St. L.A.	64
57	Cal St. Bakersfield	68
75	Cal St. Chico	67
90	Cal St. Stanislaus	92
67	Cal St. San B'dino ■	76
77	UC San Diego ■	80
60	Cal Poly Pomona	59
75	Cal St. Monterey Bay	74

Nickname: Toros  
 Colors: Cardinal Red & Gold  
 Arena: Torodome  
 Capacity: 4,200; Year Built: 1978  
 AD: Patrick Guillen  
 SID: Mel Miranda

**CAL ST. EAST BAY**

Hayward, CA 94542 .....III

Coach: Will Biggs, Cal St. East Bay 1988

**2005-06 RESULTS (17-9)**

94	Cal Lutheran †	88
92	Caltech	41
83	Cal St. Bakersfield	114
91	Apprentice †	79
149	Redlands	119
84	Chapman †	112
102	Cal Maritime	75
88	William Jessup	77
93	Pacific Union ■	52
101	Bethany (Cal.)	64
98	La Verne ■	107
68	Menlo	67
107	Simpson (Cal.) ■	73
70	Holy Names	94
90	Dominican (Cal.) ■	91
79	Notre Dame de Namur	86
67	Cal Maritime ■	65
92	William Jessup ■	72
94	Pacific Union	52
103	Bethany (Cal.) ■	78
98	Simpson (Cal.)	75
87	Menlo ■	77
102	Holy Names ■	95
67	Dominican (Cal.)	88
65	Notre Dame de Namur ■	68
68	Holy Names	80

Nickname: Pioneers  
 Colors: Red & White  
 Arena: Pioneer Gym  
 Capacity: 5,000; Year Built: 1967  
 AD: Debby De Angelis  
 SID: Marty Valdez

**CAL ST. FULLERTON**

Fullerton, CA 92834-6810 .....I

Coach: Bob Burton, Fresno St. 1968

**2005-06 RESULTS (16-13)**

97	Hope Int'l ■	52
76	Pepperdine ■	66
82	South Dakota St.	70
59	Kansas St.	84
88	Chicago St. †	80
91	San Francisco	93
67	San Jose St.	59
76	UTSA †	88
74	Florida Int'l	57
70	Cal Poly ■	83
73	UC Santa Barb. ■	59
83	Cal St. Northridge	78
74	Pacific	83
90	UC Riverside	79
96	Long Beach St. ■	97
59	UC Irvine ■	67

68 UC Irvine	83
94 UC Davis	92
73 UC Riverside ■	78
62 Pacific ■	67
81 Cal St. Northridge ■	63
79 Long Beach St.	88
89 Eastern Wash. ■	63
80 UC Santa Barb.	76
72 Cal Poly	76
81 UC Davis ■	63
95 South Dakota St. ■	82
73 Cal St. Northridge †	63
91 Long Beach St. †	94

Nickname: Titans  
 Colors: Navy, Orange & White  
 Arena: Titan Gym  
 Capacity: 4,000; Year Built: 1964  
 AD: Brian Quinn  
 SID: Mel Franks

**CAL ST. L.A.**

Los Angeles, CA 90032-8240 ...II

Coach: Stephen Thompson, Syracuse  
 1990

**2005-06 RESULTS (10-17)**

109 Hope Int'l ■	69
63 Azusa Pacific ■	68
74 Central Wash. ■	83
70 Seattle Pacific ■	73
64 Cal St. San B'dino ■	87
61 UC San Diego ■	58
56 San Diego Christian	68
138 Redlands ■	107
78 Dominican (Cal.) ■	30
60 Cal Poly Pomona	67
87 Cal St. Dom. Hills	76
63 Sonoma St. ■	74
77 San Fran. St. ■	55
62 Cal St. Bakersfield	79
68 Cal St. Monterey Bay	79
77 Cal St. Chico	55
88 Cal St. Stanislaus ■	91
51 UC San Diego	66
60 Cal St. San B'dino	84
64 Cal St. Dom. Hills ■	62
62 Cal Poly Pomona ■	63
67 San Fran. St.	56
73 Sonoma St.	107
76 Cal St. Bakersfield ■	75
73 Cal St. Monterey Bay ■	93
88 Cal St. Stanislaus	90
69 Cal St. Chico	80

Nickname: Golden Eagles  
 Colors: Black & Gold  
 Arena: Eagles Nest  
 Capacity: 5,000; Year Built: 1947  
 AD: Daniel Bridges  
 SID: Chris Hughes

**CAL ST. MONTEREY BAY**

Seaside, CA 93955 .....II

Coach: Bill Trumbo, Chapman 1961

**2005-06 RESULTS (10-20)**

79 Seattle Pacific	95
72 Northwest Nazarene †	80
106 Southwestern Christ.	53
96 Grand Canyon	105
81 Cal St. Chico	87
88 Cal St. Stanislaus	78
82 Seattle †	74
76 Humboldt St. †	87
68 Fresno Pacific ■	76
68 Hawaii-Hilo	76
90 Fontbonne †	53
68 Hawaii-Hilo	77
88 San Fran. St.	77
59 Sonoma St.	72
80 Cal St. San B'dino ■	77

62 UC San Diego ■	67
73 Cal St. Bakersfield ■	82
79 Cal St. L.A. ■	68
68 Cal St. Dom. Hills	77
64 Cal Poly Pomona	84
82 Cal St. Stanislaus ■	84
80 Cal St. Chico	66
67 Sonoma St. ■	70
68 San Fran. St. ■	64
67 UC San Diego	70
88 Cal St. San B'dino	98
93 Cal St. L.A.	73
87 Cal St. Bakersfield	90
72 Cal Poly Pomona ■	77
74 Cal St. Dom. Hills ■	75

Nickname: Otters  
 Colors: Forest green & gold  
 Arena: Kelp Bed Gym  
 Capacity: 1,200  
 AD: John Kasser  
 SID: To be named

**CAL ST. NORTHRIDGE**

Northridge, CA 91330-8276 .....I

Coach: Bobby Braswell, Cal St.  
 Northridge 1985

**2005-06 RESULTS (11-17)**

81 Southern California	76
77 Tulsa ■	71
81 Northeastern †	102
82 Northern Colo. †	73
117 Hope Int'l ■	55
48 Eastern Wash.	70
60 Fresno St.	75
73 Illinois St. ■	69
72 Pepperdine	87
65 Fairfield ■	66
78 Cal St. Fullerton ■	83
76 UC Riverside ■	62
62 UC Irvine	76
73 Long Beach St.	84
70 UC Davis	60
59 UC Santa Barb.	46
54 Cal Poly	73
80 Long Beach St. ■	101
57 UC Irvine ■	74
74 UC Riverside	56
63 Cal St. Fullerton	81
75 UC Davis	69
71 Boise St.	82
51 Pacific	79
66 Pacific ■	70
82 Cal Poly ■	77
76 UC Santa Barb. ■	82
63 Cal St. Fullerton †	73

Nickname: Matadors  
 Colors: Red, White & Black  
 Arena: The Matadome  
 Capacity: 1,600; Year Built: 1962  
 AD: Janet D. Lucas/Rick Mazutto  
 SID: Ryan Finney

**CAL ST. SAN B'DINO**

San Bernardino, CA 92407 .....II

Coach: Jeff Oliver, Cal Poly 1995

**2005-06 RESULTS (13-13)**

80 Northwest Nazarene †	56
81 Seattle Pacific	85
87 Cal St. L.A.	64
59 Cal St. Bakersfield	73
60 Mo. Western St. †	69
64 Tex. A&M-Commerce †	71
97 Grand Canyon	98
66 Findlay †	69
67 Cal St. Chico ■	59
88 Cal St. Stanislaus ■	75
64 UC San Diego ■	42
77 Cal St. Monterey Bay	80

70 Cal Poly Pomona ■	61
71 Cal St. Dom. Hills ■	57
88 San Fran. St.	55
73 Sonoma St.	64
65 Cal St. Bakersfield ■	73
84 Cal St. L.A. ■	60
84 Cal St. Stanislaus	87
57 Cal St. Chico	60
55 UC San Diego	57
98 Cal St. Monterey Bay ■	88
76 Cal St. Dom. Hills	67
50 Cal Poly Pomona	63
61 Sonoma St. ■	63
70 San Fran. St. ■	60

Nickname: Coyotes  
 Colors: Columbia Blue & Black  
 Arena: Coussoulis Arena  
 Capacity: 4,140; Year Built: 1995  
 AD: Nancy Simpson  
 SID: Mike Murphy

**CAL ST. STANISLAUS**

Turlock, CA 95382-0299 .....II

Coach: Keith Larsen, San Fran. St. 1985

**2005-06 RESULTS (14-13)**

53 Santa Clara	97
108 Dominican (Cal.) ■	84
93 Bethany (Cal.) ■	87
91 UC Irvine	90
78 Cal St. Monterey Bay ■	88
105 Cal St. Chico	111
63 Alas. Anchorage †	82
82 Alas. Fairbanks	90
75 Cal Poly	88
79 UC San Diego	75
75 Cal St. San B'dino	88
89 Cal St. Dom. Hills	92
76 Cal Poly Pomona	99
83 San Fran. St. ■	81
81 Sonoma St. ■	82
81 Cal St. Bakersfield	96
91 Cal St. L.A.	88
91 Cal St. Chico ■	76
84 Cal St. Monterey Bay	82
87 Cal St. San B'dino ■	84
77 UC San Diego	81
92 Cal Poly Pomona ■	81
92 Cal St. Dom. Hills ■	90
77 Sonoma St.	64
78 San Fran. St.	70
90 Cal St. L.A. ■	88
72 Cal St. Bakersfield ■	76

Nickname: Warriors  
 Colors: Red & Gold  
 Arena: Warrior Gym  
 Capacity: 2,000; Year Built: 1978  
 AD: Milton E. Richards  
 SID: Brian F. Blank

**CALTECH**

Pasadena, CA 91125 .....III

Coach: Roy Dow, Colby 1984

**2005-06 RESULTS (0-25)**

48 Edgewood ■	78
41 Cal St. East Bay ■	92
44 Dallas	53
61 Southwestern (Tex.)	92
41 Trinity (Tex.) †	67
52 Milwaukee Engr. ■	63
74 Puget Sound ■	123
54 Rivier ■	55
50 Cornell College ■	82
33 Willamette ■	71
50 Chapman ■	75
46 Cal Lutheran ■	66
48 Pomona-Pitzer ■	57
70 Redlands	128
49 Claremont-M-S ■	59

56 La Verne †	70
48 Whittier	75
66 Occidental ■	80
45 Cal Lutheran	77
41 Pomona-Pitzer	78
88 Redlands ■	109
37 Claremont-M-S	75
65 La Verne ■	75
84 Whittier ■	86
46 Occidental	80

Nickname: Beavers  
 Colors: Orange, Black, & White  
 Arena: Braun Athletic Center  
 Capacity: 300; Year Built: 1992  
 AD: Wendell P. Jack  
 SID: Michael Rupp

**CALVIN**

Grand Rapids, MI 49546 .....III

Coach: Kevin Van de Streek, Dordt 1981

**2005-06 RESULTS (23-7)**

71 Grace Bible (Mich.) ■	55
82 Whitworth ■	67
64 Ferris St. ■	78
79 Cornerstone †	87
71 Aquinas †	86
75 Trinity Christian ■	74
82 Carthage †	78
84 Wheaton (Ill.) †	64
69 Aquinas	52
57 Regis (Colo.)	64
86 Colo. Christian	75
85 Tri-State	79
64 Alma ■	60
82 Adrian	68
55 Hope	73
73 Olivet ■	71
69 Albion	66
80 Kalamazoo	58
76 Tri-State ■	63
82 Alma	67
90 Adrian	69
59 Hope ■	58
71 Olivet	61
78 Albion ■	66
74 Kalamazoo ■	65
82 Olivet	76
66 Kalamazoo ■	55
55 Hope ■	68
79 Wis-La Crosse †	71
67 Hope	70

Nickname: Knights  
 Colors: Maroon & Gold  
 Arena: Calvin Fieldhouse  
 Capacity: 4,500; Year Built: 1965  
 AD: James Timmer Jr.  
 SID: Jeff Febus

**CAMERON**

Lawton, OK 73505-6377 .....II

Coach: Garrette Mantle, Southeastern  
 Okla. 1988

**2005-06 RESULTS (12-15)**

56 UTSA	73
50 St. Mary's (Tex.)	62
93 Paul Quinn †	57
70 West Tex. A&M ■	66
58 Eastern N.M. ■	42
67 Wiley ■	45
67 Mid-America Bible ■	56
44 Tarleton St.	65
66 Washburn †	64
52 Midwestern St.	87
77 Rhema ■	54
65 Tex. A&M-Kingsville ■	64
76 Angelo St.	73
77 Abilene Christian	80
88 Rhema	66



73 Southeastern Okla.....	96
55 East Central ■.....	60
55 Northeastern St. ■.....	52
70 Central Okla.....	81
76 Southwestern Okla.....	78
91 Tex. A&M-Commerce ■.....	95
75 Southeastern Okla. ■.....	81
91 East Central.....	93
61 Northeastern St.....	64
62 Central Okla. ■.....	66
68 Southwestern Okla. ■.....	61
80 Tex. A&M-Commerce.....	82

Nickname: Aggies  
 Colors: Black & Gold  
 Arena: Aggie Gymnasium  
 Capacity: 1,800; Year Built: 1958  
 AD: Jim Jackson  
 SID: Steve Doughty

**CAMPBELL**

Buies Creek, NC 27506 .....I

Coach: Robbie Laing, Troy 1982

**2005-06 RESULTS (10-18)**

81 San Diego ■.....	90
79 William & Mary.....	93
78 Furman ■.....	79
84 Stetson ■.....	70
86 Mercer ■.....	80
93 N.C. A&T ■.....	72
71 Evansville.....	83
71 Indiana St.....	86
73 Florida St.....	108
91 Belmont.....	102
95 Lipscomb.....	91
96 East Tenn. St. ■.....	110
77 Kennesaw St. ■.....	81
79 Gardner-Webb.....	76
88 Fla. Atlantic ■.....	97
84 North Fla.....	95
87 Jacksonville.....	75
70 Gardner-Webb ■.....	81
93 North Fla. ■.....	75
91 Jacksonville ■.....	77
90 Fla. Atlantic.....	95
81 East Tenn. St.....	89
86 Kennesaw St.....	78
70 Lipscomb ■.....	82
99 Belmont ■.....	103
79 Stetson.....	81
71 Mercer.....	69
76 Belmont †.....	90

Nickname: Fighting Camels  
 Colors: Orange & Black  
 Arena: Carter Gymnasium  
 Capacity: 945; Year Built: 1953  
 AD: Stan Williamson  
 SID: Stan Cole

**CANISIUS**

Buffalo, NY 14208-1098 .....I

Coach: Mike MacDonald, St. Bonaventure 1988

**2005-06 RESULTS (9-20)**

76 Buffalo.....	81
55 St. Bonaventure.....	77
78 Hartford ■.....	85
65 Fairleigh Dickinson ■.....	69
64 St. Peter's ■.....	69
67 Siena ■.....	50
68 Detroit.....	69
56 Boston U. ■.....	69
68 West Virginia.....	80
69 Brown.....	55
76 Marist.....	67
84 Fairfield.....	73
80 Loyola (Md.) ■.....	95
73 Iona ■.....	88
84 Niagara ■.....	93

71 Manhattan.....	78
55 Siena.....	76
62 Rider ■.....	81
87 Fairfield ■.....	71
58 Iona.....	95
69 Rider.....	73
72 Niagara.....	79
86 Manhattan ■.....	75
71 Marist ■.....	74
75 Youngstown St. ■.....	68
91 St. Peter's.....	84
54 Loyola (Md.).....	59
74 Loyola (Md.) †.....	72
62 Marist †.....	68

Nickname: Golden Griffins  
 Colors: Blue & Gold  
 Arena: Koessler Athletic Center  
 Capacity: 2,176; Year Built: 1968  
 AD: William J. Maher  
 SID: Marc Gignac

**CAPITAL**

Columbus, OH 43209.....III

Coach: Damon Goodwin, Dayton 1986

**2005-06 RESULTS (12-13)**

92 Thiel ■.....	79
72 Lake Erie ■.....	59
54 Wittenberg.....	73
59 Mt. St. Joseph.....	70
57 Ohio Wesleyan.....	64
53 Muskingum ■.....	55
108 Marietta ■.....	75
68 Mount Union.....	67
82 Baldwin-Wallace.....	85
91 Denison.....	57
56 John Carroll ■.....	66
63 Ohio Northern.....	67
94 Heidelberg.....	93
72 Otterbein ■.....	74
63 Wilmington (Ohio).....	74
60 Ohio Northern ■.....	74
80 Heidelberg ■.....	68
59 Otterbein.....	64
60 Wilmington (Ohio) ■.....	55
71 Muskingum.....	79
82 John Carroll.....	77
66 Mount Union ■.....	58
75 Marietta.....	51
76 Baldwin-Wallace ■.....	71
64 Wilmington (Ohio).....	73

Nickname: Crusaders  
 Colors: Purple & White  
 Arena: The Capital Center  
 Capacity: 2,100; Year Built: 2001  
 AD: Roger Welsh  
 SID: Leonard Reich

**CARLETON**

Northfield, MN 55057 .....III

Coach: Guy Kalland, Concordia-M'head 1974

**2005-06 RESULTS (21-7)**

65 Aurora.....	72
70 Chicago.....	67
58 Lake Forest.....	42
67 St. Thomas (Minn.).....	80
75 Hamline ■.....	81
69 St. John's (Minn.).....	77
75 Augsburg.....	53
62 Bethany Lutheran ■.....	54
64 Wis.-La Crosse.....	82
80 Gust. Adolphus ■.....	72
62 Concordia-M'head ■.....	57
67 Macalester.....	60
85 St. Olaf.....	55
68 St. Mary's (Minn.).....	58
83 Bethel (Minn.) ■.....	82
75 St. Thomas (Minn.) ■.....	44

86 Hamline.....	68
67 St. John's (Minn.) ■.....	65
76 Augsburg ■.....	49
65 Gust. Adolphus.....	59
71 Concordia-M'head.....	69
62 Macalester ■.....	61
60 St. Olaf ■.....	43
65 St. Mary's (Minn.) ■.....	46
90 Bethel (Minn.).....	70
55 Gust. Adolphus ■.....	48
47 St. Thomas (Minn.).....	54
64 Wis.-Stout †.....	66

Nickname: Knights  
 Colors: Maize & Blue  
 Arena: West Gymnasium  
 Capacity: 1,850; Year Built: 1964  
 AD: Leon Lunder  
 SID: Eric Sieger

**CARNEGIE MELLON**

Pittsburgh, PA 15213-3890.....III

Coach: Tony Wingen, Springfield 1982

**2005-06 RESULTS (20-6)**

96 Wash. & Jeff. †.....	68
80 Grove City ■.....	64
106 Oberlin ■.....	70
96 Bethany (W.V.) ■.....	85
95 La Roche.....	79
72 Rochester.....	71
99 Lycoming ■.....	83
110 Skidmore.....	83
79 Union (N.Y.).....	75
51 Princeton.....	46
83 Bluffton.....	96
103 Brandeis.....	85
89 New York U.....	85
94 Chris. Newport.....	81
69 Case Reserve ■.....	72
96 Emory ■.....	88
77 Chicago.....	80
86 Washington-St. Louis.....	80
79 Washington-St. Louis ■.....	72
76 Chicago ■.....	67
59 New York U. ■.....	62
86 Brandeis.....	74
74 Emory.....	88
80 Case Reserve.....	75
78 Rochester ■.....	68
71 Baldwin-Wallace †.....	79

Nickname: Tartans  
 Colors: Cardinal, White & Grey  
 Arena: Skibo Gymnasium  
 Capacity: 1,500; Year Built: 1924  
 AD: Susan Bassett  
 SID: Mark Fisher

**CARROLL (WIS.)**

Waukesha, WI 53186-5593 ....III

Coach: David Schultz, Wis.-Oshkosh 1986

**2005-06 RESULTS (21-5)**

83 Marian (Wis.).....	56
75 Wis.-Whitewater ■.....	65
85 Knox.....	58
76 Lake Forest.....	71
82 Carthage.....	74
71 Concordia (Wis.) ■.....	69
69 Wis.-Oshkosh ■.....	70
80 McDaniel.....	58
96 Nichols.....	63
74 St. Norbert.....	64
94 Illinois Col. ■.....	62
89 Monmouth (Ill.) ■.....	77
81 Lawrence.....	86
79 Beloit ■.....	74
87 Ripon ■.....	62
150 Grinnell.....	138
79 Illinois Col.....	60

73 St. Norbert ■.....	51
67 Lake Forest ■.....	55
103 Knox ■.....	55
94 Ripon.....	87
63 Lawrence ■.....	64
79 Beloit.....	76
153 Grinnell †.....	127
62 Lawrence.....	68
68 Ill. Wesleyan †.....	81

Nickname: Pioneers  
 Colors: Orange & White  
 Arena: Van Male Fieldhouse  
 Capacity: 2,000; Year Built: 1965  
 AD: Joseph J. Piatt/Kris Jacobsen  
 SID: Rick Mobley

**CARSON-NEWMAN**

Jefferson City, TN 37760 .....II

Coach: Dale Clayton, Milligan 1973

**2005-06 RESULTS (10-17)**

79 Concord ■.....	73
62 Johnson C. Smith.....	72
70 Armstrong Atlantic †.....	75
82 Lincoln Memorial.....	62
85 Concord.....	79
81 Ala.-Huntsville ■.....	92
77 Johnson C. Smith ■.....	80
74 North Greenville ■.....	66
87 Lincoln Memorial ■.....	63
57 Ala.-Huntsville.....	67
98 Newberry ■.....	92
67 Lenoir-Rhyne.....	79
67 Presbyterian.....	69
71 Tusculum ■.....	79
72 Catawba.....	97
82 Mars Hill ■.....	77
76 Wingate ■.....	95
74 Maryville (Tenn.).....	79
60 Newberry.....	64
69 North Greenville.....	68
60 Lenoir-Rhyne ■.....	74
78 Tusculum.....	64
61 Catawba ■.....	75
49 Presbyterian ■.....	55
73 Mars Hill.....	72
65 Wingate.....	75
64 Presbyterian.....	67

Nickname: Eagles  
 Colors: Orange & Blue  
 Arena: Holt Fieldhouse  
 Capacity: 2,000; Year Built: 1961  
 AD: David W. Barger  
 SID: Marlin Curnutt

**CARTHAGE**

Kenosha, WI 53140-1994 .....III

Coach: Bosko Djurickovic, North Park 1973

**2005-06 RESULTS (10-15)**

75 Concordia (Cal.) †.....	78
69 Westmont †.....	72
78 Concordia (Cal.) †.....	64
78 Calvin †.....	82
61 Hope.....	75
74 Carroll (Wis.) ■.....	82
72 Beloit ■.....	69
65 Lawrence ■.....	78
102 Concordia (Wis.).....	59
70 Gust. Adolphus ■.....	77
135 Grinnell ■.....	123
79 Ill. Wesleyan ■.....	80
73 Elmhurst.....	78
70 Augustana (Ill.) ■.....	73
60 North Central (Ill.) ■.....	79
62 Millikin.....	61
90 North Park ■.....	63
61 Ill. Wesleyan.....	95
76 Wheaton (Ill.) ■.....	47

80 Augustana (Ill.).....	87
58 Elmhurst ■.....	79
85 North Central (Ill.).....	73
72 North Park.....	68
87 Millikin ■.....	85
66 Wheaton (Ill.).....	90

Nickname: Red Men  
 Colors: Red, White & Black  
 Arena: PE Center  
 Capacity: 2,440; Year Built: 1964  
 AD: Robert R. Bonn  
 SID: Steve Marovich

**CASE RESERVE**

Cleveland, OH 44106-7223.....III

Coach: Sean McDonnell, Boston College 1996

**2005-06 RESULTS (12-13)**

78 Penn St.-Altoona ■.....	72
74 Bethany (W.V.) ■.....	73
65 Wilmington (Ohio) ■.....	66
135 Westminster (Pa.).....	120
101 Hiram ■.....	87
84 Thiel ■.....	58
86 Grove City ■.....	66
73 Alma ■.....	74
91 Alfred ■.....	86
96 Oberlin ■.....	74
67 Juniata.....	73
76 Emory.....	68
58 Chicago ■.....	67
69 Washington-St. Louis ■.....	86
72 Carnegie Mellon.....	69
50 Rochester.....	53
64 Brandeis.....	81
49 New York U.....	78
67 New York U. ■.....	73
70 Brandeis ■.....	74
74 Washington-St. Louis.....	111
49 Chicago.....	52
51 Rochester ■.....	43
75 Carnegie Mellon ■.....	80
89 Emory ■.....	78

Nickname: Spartans  
 Colors: Blue, Gray & White  
 Arena: Emerson PE Center  
 Capacity: 1,220; Year Built: 1958  
 AD: David L. Diles  
 SID: Creg Jantz

**CASTLETON ST.**

Castleton, VT 05735.....III

Coach: Ted Shipley, Lyndon St. 1987

**2005-06 RESULTS (13-13)**

80 New England Col. ■.....	86
54 Plymouth St.....	78
62 Middlebury.....	88
73 Newbury †.....	72
64 Norwich.....	88
72 Lasell.....	74
80 Mount Ida.....	77
100 Skidmore ■.....	96
121 St. Joseph (Vt.).....	90
68 Lasell ■.....	71
83 Lyndon St. ■.....	74
76 Lesley ■.....	75
104 Johnson St.....	93
63 Maine Maritime.....	66
60 Husson.....	84
79 Thomas ■.....	64
90 Me.-Farmington ■.....	73
111 Johnson St. ■.....	94
85 Becker ■.....	74
83 Elms ■.....	95
79 New Paltz St. ■.....	66
73 Lesley.....	84
81 Green Mountain ■.....	68
84 Elms.....	86

68 Becker.....	87
69 Elms.....	87

Nickname: Spartans  
 Colors: Green & White  
 Arena: Glenbrook  
 Capacity: 1,000; Year Built: 1959  
 AD: Deanna Tyson  
 SID: Jeff Weld

**CATAWBA**

Salisbury, NC 28144-2488.....II

Coach: Jim Baker, Catawba 1978

**2005-06 RESULTS (22-8)**

96 S.C.-Aiken.....	83
102 Morris ■.....	72
102 Allen ■.....	81
96 Apprentice ■.....	70
76 Chowan.....	69
92 S.C.-Aiken ■.....	90
82 Shaw ■.....	65
90 N.C. Central ■.....	76
100 Virginia St. ■.....	79
84 Chowan.....	67
78 West Ga.....	97
74 Midwestern St. †.....	63
80 St. Joseph's (Ind.) †.....	91
79 Virginia St. †.....	84
75 Shaw †.....	73
76 Lenoir-Rhyne.....	66
86 Newberry.....	78
79 Tusculum.....	63
90 Mars Hill ■.....	73
97 Carson-Newman ■.....	72
93 Wingate.....	101
69 Presbyterian.....	75
96 Lenoir-Rhyne.....	98
113 Newberry ■.....	95
99 Tusculum ■.....	92
96 Mars Hill.....	76
75 Carson-Newman.....	61
91 Wingate ■.....	94
65 Presbyterian ■.....	59
84 Tusculum ■.....	87

Nickname: Catawba Indians  
 Colors: Blue & White  
 Arena: Goodman Gym  
 Capacity: 3,500; Year Built: 1970  
 AD: Dennis Davidson  
 SID: Jim Lewis

**CATHOLIC**

Washington, DC 20064.....III

Coach: Steve Howes, Catholic 1996

**2005-06 RESULTS (21-7)**

72 Salve Regina †.....	55
75 Mass.-Dartmouth.....	58
86 Haverford ■.....	66
72 Scranton ■.....	63
73 Mary Washington.....	87
91 Marymount (Va.) ■.....	52
67 Villa Julie.....	59
56 Davidson.....	80
72 McDaniel ■.....	55
62 Susquehanna.....	67
67 Drew ■.....	64
89 Eastern ■.....	67
75 St. Mary's (Md.) ■.....	55
86 Goucher.....	60
69 York (Pa.) ■.....	67
62 Gallaudet.....	65
51 Salisbury ■.....	53
60 Marymount (Va.).....	57
70 Mary Washington ■.....	67
77 St. Mary's (Md.).....	60
46 York (Pa.).....	73
80 Goucher.....	79
81 Salisbury.....	69
72 Gallaudet ■.....	64

96 St. Mary's (Md.) ■.....	73
69 Mary Washington ■.....	59
79 Salisbury ■.....	70
59 Widener †.....	61

Nickname: Cardinals  
 Colors: Cardinal Red & Black  
 Arena: DuFour Center  
 Capacity: 2,000; Year Built: 1985  
 AD: Mike Allen  
 SID: Barbara Jonas

**CAZENOVIA**

Cazenovia, NY 13035.....III

Coach: Michael Bowser, Holy Cross 1966

**2005-06 RESULTS (8-18)**

69 Skidmore †.....	82
77 York (N.Y.) †.....	70
59 Oneonta St.....	82
66 Oswego St. ■.....	95
67 Clarkson ■.....	72
71 D'Youville.....	58
70 Utica.....	101
96 Phila. Bible ■.....	78
56 Le Moyne.....	112
38 St. John Fisher ■.....	73
44 Baptist Bible (Pa.).....	76
74 Penn St.-Berks.....	85
60 Polytechnic (N.Y.).....	64
53 Keuka.....	76
79 Utica/Rome.....	102
65 Keystone ■.....	92
86 Bard.....	71
89 D'Youville ■.....	76
95 Chestnut Hill ■.....	92
68 Baptist Bible (Pa.) ■.....	76
44 Villa Julie.....	87
58 Keuka.....	69
87 Purchase St. ■.....	83
82 Bard ■.....	77
67 Keystone.....	92
60 Keuka.....	74

Nickname: Wildcats  
 Colors: Navy Blue & Gold  
 Arena: Schneeweiss Athletic Center  
 Capacity: 800; Year Built: 1988  
 AD: Matthew T. Newman  
 SID: Brian Small

**CENTENARY (LA.)**

Shreveport, LA 71134-1188.....I

Coach: Rob Flaska, Michigan Tech 1982

**2005-06 RESULTS (4-23)**

84 Texas-Tyler ■.....	73
67 SMU.....	85
67 Mississippi.....	107
74 Northwestern St. ■.....	76
79 Birmingham-So.....	87
57 Stephen F. Austin.....	94
79 Birmingham-So. ■.....	70
58 UAB.....	72
80 Nicholls St.....	89
74 Valparaiso ■.....	89
62 Houston ■.....	75
63 Western Ill.....	66
63 UMKC.....	69
69 Georgia Tech ■.....	85
63 Chicago St. ■.....	67
67 Southern Utah ■.....	65
52 IUPUI.....	63
75 Oakland.....	66
53 Oral Roberts.....	74
67 UMKC ■.....	70
73 Valparaiso.....	99
59 Western Ill. ■.....	68
69 Chicago St.....	77
64 Southern Utah.....	72
49 IUPUI.....	65

76 Oakland ■.....	86
57 Oral Roberts ■.....	83

Nickname: Gentlemen  
 Colors: Maroon & White  
 Arena: Gold Dome  
 Capacity: 3,000; Year Built: 1971  
 AD: Taylor Moore  
 SID: David Pratt

**CENTENARY (N.J.)**

Hackettstown, NJ 07840.....III

Coach: Andy DeStephano, St. John's (N.Y.) 1998

**2005-06 RESULTS (2-22)**

49 Rutgers-Newark.....	97
80 Emerson †.....	77
82 Medgar Evers ■.....	76
73 Brooklyn ■.....	85
75 Mt. St. Vincent.....	109
72 Newbury †.....	78
79 Bard.....	96
66 Briarcliffe ■.....	72
54 Yeshiva.....	76
75 Mt. St. Mary (N.Y.).....	99
69 Mt. St. Vincent ■.....	93
61 Hood.....	81
49 Manhattanville.....	93
77 Farmingdale ■.....	103
89 Mt. St. Mary (N.Y.) ■.....	124
48 Merchant Marine.....	80
75 Stevens Institute.....	85
50 Yeshiva.....	57
98 Manhattanville ■.....	118
75 Old Westbury ■.....	102
79 CCNY ■.....	92
59 Maritime (N.Y.).....	83
79 St. Joseph's (L.I.) ■.....	92
75 Stevens Institute ■.....	96

Nickname: Cyclones  
 Colors: Blue & White  
 Arena: Reeves Center  
 Capacity: 250; Year Built: 1954  
 AD: Billie Jo Blackwell  
 SID: Josh Huber

**CENTRAL (IOWA)**

Pella, IA 50219.....III

Coach: Mike Boschee, North Dakota 1990

**2005-06 RESULTS (11-13)**

82 Viterbo †.....	87
81 Finlandia †.....	82
86 Bethany Lutheran ■.....	72
65 Buena Vista.....	80
87 Westminster (Mo.) ■.....	72
76 William Penn.....	73
97 MacMurray.....	91
77 Waldorf.....	65
85 Dubuque ■.....	71
87 Simpson.....	85
81 Wartburg.....	96
79 Coe.....	83
87 Loras ■.....	91
63 Luther.....	72
56 Simpson.....	77
51 Wartburg ■.....	69
85 Cornell College.....	81
75 Loras.....	82
79 Buena Vista ■.....	61
69 Cornell College ■.....	79
61 Luther ■.....	74
72 Dubuque.....	83
66 Coe ■.....	65
83 Faith Bapt. Bible ■.....	67

Nickname: Dutch  
 Colors: Red & White  
 Arena: Kuyper Gymnasium

Capacity: 3,000; Year Built: 1970  
AD: Al Dorenkamp  
SID: Larry Happel

**CENTRAL ARK.**

Conway, AR 72035-0001 .....II

Coach: Rand Chappell, Missouri St.  
1985

**2005-06 RESULTS (18-10)**

58	Southwestern Okla. ■	46
53	Southwestern Okla.	46
61	Mo.-Rolla ■	51
68	Central Baptist ■	53
72	North Ala. ■	82
100	Arizona Bible ■	65
69	Lyon ■	62
51	Rollins †	62
73	Washburn †	51
77	North Ala.	79
64	Christian Bros.	55
61	Ouachita Baptist ■	58
81	Arkansas Tech	77
53	Henderson St. ■	59
70	Harding	69
58	Delta St. ■	64
54	Ark.-Monticello ■	53
57	Southern Ark.	60
79	Christian Bros. ■	82
77	Ouachita Baptist	70
68	Arkansas Tech ■	61
57	Henderson St.	45
72	Harding ■	55
69	Delta St.	74
60	Ark.-Monticello	69
73	Southern Ark. ■	56
74	Rhema ■	55
46	Ala.-Huntsville †	48

Nickname: Bears  
Colors: Purple & Gray  
Arena: Jeff Farris Center  
Capacity: 5,500; Year Built: 1973  
AD: Vance Strange  
SID: Steve East

**CENTRAL CONN. ST.**

New Britain, CT 06050-4010.....I

Coach: Howie Dickenman, Central Conn.  
St. 1970

**2005-06 RESULTS (18-11)**

76	Birmingham-So. ■	67
90	Northeastern ■	94
61	Florida Int'l.	71
69	Binghamton	66
87	Harvard	79
56	St. Bonaventure	85
72	St. Francis (N.Y.)	61
106	La Salle ■	107
72	Binghamton ■	68
73	Delaware	79
83	Long Island	74
71	Sacred Heart	74
57	Monmouth ■	61
88	Fairleigh Dickinson ■	74
79	Quinnipiac ■	69
59	Mt. St. Mary's	57
57	Wagner ■	40
68	Mt. St. Mary's ■	58
76	St. Francis (N.Y.) ■	68
48	Monmouth	63
74	Robert Morris	77
51	St. Francis (Pa.)	52
74	Wagner	55
73	Sacred Heart ■	56
81	Long Island ■	58
88	St. Francis (Pa.) ■	58
79	Quinnipiac	67
86	Sacred Heart ■	68
48	Monmouth ■	62

Nickname: Blue Devils  
Colors: Blue & White  
Arena: Detrick Gymnasium  
Capacity: 4,500; Year Built: 1965  
AD: Charles Jones Jr.  
SID: Thomas Pincince

**UCF**

Orlando, FL 32816-3555 .....I

Coach: Kirk Speraw, Iowa 1980

**2005-06 RESULTS (14-15)**

68	Rollins ■	58
86	Nova Southeastern ■	67
74	Stetson ■	66
61	Bethune-Cookman ■	48
47	Florida	80
54	Fla. Atlantic	59
63	Norfolk St. ■	47
68	Western Ky. †	73
63	Sam Houston St. †	68
69	North Fla. ■	57
50	Birmingham-So. ■	58
57	Kentucky	59
69	Marshall ■	73
66	Houston	56
64	South Dakota St. ■	69
45	Tulsa ■	44
64	East Caro.	59
61	Memphis	94
68	UAB ■	75
51	Southern Miss.	59
72	Tulane ■	51
71	Houston ■	78
55	SMU	77
69	East Caro. ■	49
77	Rice	64
61	Marshall	73
66	UTEP ■	55
65	East Caro. †	52
52	Houston †	71

Nickname: Golden Knights  
Colors: Black & Gold  
Arena: UCF Arena  
Capacity: 5,100; Year Built: 1991  
AD: Keith R. Tribble  
SID: Doug Richards

**CENTRAL MICH.**

Mount Pleasant, MI 48859 .....I

Coach: Jay Smith, Saginaw Valley 1984

**2005-06 RESULTS (4-24)**

60	Michigan	87
67	Wis.-Green Bay ■	62
65	UMKC	75
43	Cleveland St.	56
62	Miami (Ohio) ■	75
36	Dayton	61
89	Rochester College ■	42
54	Southern Ill. ■	64
57	East Tenn. St.	69
44	Bowling Green	66
60	Kent St. ■	66
49	Miami (Ohio)	66
44	Ohio	76
69	Akron ■	76
71	Buffalo	61
41	Ball St.	68
43	Northern Ill. ■	49
71	Western Mich. ■	75
75	Eastern Mich.	81
62	Toledo	78
59	Buffalo ■	73
60	Ball St. ■	63
87	Morehead St. ■	76
70	Northern Ill.	80
57	Western Mich.	68
69	Eastern Mich. ■	80
64	Toledo	66

53 Ohio.....82

Nickname: Chippewas  
Colors: Maroon & Gold  
Arena: Rose Arena  
Capacity: 5,200; Year Built: 1973  
AD: David W. Heeke Jr.  
SID: Don Helinski

**CENTRAL MO.**

Warrensburg, MO 64093 .....II

Coach: Kim Anderson, Missouri 1979

**2005-06 RESULTS (24-8)**

92	Hannibal-La Grange ■	61
90	Monmouth (Ill.) ■	61
88	William Penn ■	52
101	Haskell ■	59
93	Illinois Tech ■	58
74	Lincoln (Mo.) ■	57
79	St. Mary's (Tex.)	52
77	St. Edward's	79
76	Washburn	68
75	Eastern N.M. †	67
89	Rollins †	55
84	Southwestern Okla. ■	73
99	Northwest Mo. St. ■	94
69	Truman ■	77
87	Mo. Western St.	84
78	Southwest Baptist	95
78	Emporia St. ■	86
79	Mo. Southern St. ■	52
80	Pittsburg St.	78
73	Northwest Mo. St.	69
79	Pittsburg St. ■	74
54	Mo. Southern St.	62
75	Emporia St.	88
72	Southwest Baptist ■	56
71	Mo. Western St. ■	62
66	Truman	62
75	Washburn ■	69
64	Mo. Southern St. †	61
82	Emporia St. †	73
71	Southwest Baptist †	78
67	Truman †	63
59	Tarleton St. †	62

Nickname: Mules  
Colors: Cardinal & Black  
Arena: CMSU Multipurpose Building  
Capacity: 8,500; Year Built: 1976  
AD: Jerry M. Hughes  
SID: Joe Moore

**CENTRAL OKLA.**

Edmond, OK 73034 .....II

Coach: Terry Evans, Oklahoma 1992

**2005-06 RESULTS (17-13)**

75	Okla. Baptist †	80
73	Okla. Christian	75
108	Okla. Sci. & Arts ■	69
83	Washburn	67
89	Tex. A&M-Kingsville ■	73
71	Okla. Christian ■	63
72	Abilene Christian	63
83	Angelo St.	84
61	Southwest Baptist †	80
72	Mo. Western St. †	76
70	Drury	85
69	West Tex. A&M ■	58
88	Eastern N.M. ■	69
61	Tarleton St.	72
61	Midwestern St.	68
53	Northeastern St.	48
84	Tex. A&M-Commerce ■	75
74	Southwestern Okla.	67
81	Cameron	70
66	Southwestern Okla.	77
68	East Central ■	66
70	Northeastern St. ■	81
80	Tex. A&M-Commerce	84

87	Southwestern Okla. ■	73
66	Cameron	62
90	Southeastern Okla. ■	83
99	East Central	81
84	Tex. A&M-Kingsville ■	66
71	Tarleton St. †	73
68	Tarleton St. †	75

Nickname: Bronchos  
Colors: Bronze & Blue  
Arena: Hamilton Field House  
Capacity: 3,000; Year Built: 1965  
AD: Bill Farley  
SID: Mike Kirk

**CENTRAL ST. (OHIO)**

Wilberforce, OH 45384-1004.....II

Coach: Doug Lewis, Missouri St.

**2005-06 RESULTS (12-15)**

86	Knoxville ■	78
60	Indiana St.	84
74	Virginia St. ■	66
60	Bellarmino †	79
68	Southern Ind.	94
76	Urbana ■	82
69	Seton Hill ■	59
74	Miami-Middletown	59
76	Mich.-Dearborn ■	77
54	Neb.-Omaha †	80
66	Quincy	78
62	Virginia St.	55
127	Oakland City ■	122
81	Charleston (W.V.) ■	78
81	Mich.-Dearborn	70
101	Knoxville	91
53	Findlay	92
65	Wilberforce	67
84	Delta St. ■	90
52	Findlay ■	80
74	Wilberforce †	61
80	Kentucky St.	85
73	Cliffin †	64
76	North Greenville †	78
56	Upper Iowa †	64
98	Kentucky St. ■	68
96	Oakland City	98

Nickname: Marauders  
Colors: Maroon & gold  
Arena: Beacom-Lewis Arena  
Capacity: 3,000  
AD: Theresa Check  
SID: To be named

**CENTRAL WASH.**

Ellensburg, WA 98926.....II

Coach: Greg Sparling, Central Wash.  
1993

**2005-06 RESULTS (15-13)**

107	Cal St. Chico ■	88
88	Grand Canyon	93
83	Cal St. L.A.	74
70	Cal St. Dom. Hills †	63
89	Warner Pacific ■	91
105	Chaminade †	96
80	Alderson-Broaddus †	83
106	Puget Sound Chrst. ■	53
81	Western Wash. †	84
85	Alas. Fairbanks ■	73
73	Alas. Anchorage ■	72
85	Western Wash.	104
91	St. Martin's	87
86	Seattle	73
91	Seattle Pacific ■	99
100	Northwest Nazarene ■	103
89	Humboldt St.	101
68	Western Ore.	76
91	Western Wash. ■	93
84	Seattle ■	76
105	St. Martin's ■	104

94 Northwest Nazarene.....	76
98 Seattle Pacific.....	87
87 Western Ore. ■.....	77
102 Humboldt St. ■.....	110
88 Alas. Anchorage.....	85
77 Alas. Fairbanks.....	90
76 Seattle Pacific.....	86

Nickname: Wildcats  
 Colors: Crimson & Black  
 Arena: Nicholson Pavilion  
 Capacity: 3,600; Year Built: 1959  
 AD: Jack Bishop  
 SID: Jonathan Gordon

**CENTRE**

Danville, KY 40422-1394.....III

Coach: Greg Mason, Centre 1994

**2005-06 RESULTS (19-8)**

79 Asbury.....	67
59 Maryville (Tenn.) ■.....	62
88 LaGrange.....	63
65 Huntingdon †.....	56
69 Berea.....	42
76 Sewanee.....	81
61 Transylvania.....	66
68 Thomas More.....	51
90 Emory & Henry ■.....	76
50 Hanover ■.....	48
68 Southwestern (Tex.) ■.....	69
67 Trinity (Tex.) ■.....	50
90 DePauw.....	88
60 Rose-Hulman.....	71
82 Sewanee ■.....	64
81 Thomas More ■.....	55
68 Hendrix.....	61
88 Rhodes.....	81
56 Millsaps ■.....	59
89 Oglethorpe ■.....	76
76 DePauw ■.....	69
70 Rose-Hulman ■.....	59
80 Southwestern (Tex.).....	76
65 Trinity (Tex.).....	70
86 Millsaps †.....	80
77 Southwestern (Tex.) †.....	55
61 DePauw †.....	64

Nickname: Colonels  
 Colors: Gold & White  
 Arena: Alumni Memorial Gym  
 Capacity: 1,800; Year Built: 1950  
 AD: Brian E. Chafin  
 SID: Mike Pritchard

**CHADRON ST.**

Chadron, NE 69337-2690.....II

Coach: Dan Beebe, Chadron St. 1992

**2005-06 RESULTS (11-16)**

64 Sioux Falls ■.....	62
75 South Dak. Tech ■.....	63
52 Minn. St. Moorhead ■.....	71
66 Black Hills St. †.....	64
56 South Dak. Tech.....	74
51 Southwest Minn. St.....	58
80 Upper Iowa †.....	55
59 UC-Colo. Spgs.....	65
80 N.M. Highlands.....	93
63 Colorado St.-Pueblo ■.....	70
65 Colorado Col.....	52
52 Mesa St.....	67
56 Western St.....	57
70 Adams St. ■.....	56
85 Fort Lewis.....	75
58 Fort Hays St.....	82
71 Neb.-Kearney.....	78
69 Colo. Christian.....	66
42 Colorado Mines.....	52
62 Regis (Colo.) ■.....	59
83 Metro St. ■.....	90
45 Colorado Mines ■.....	47

56 Colo. Christian ■.....	65
58 Metro St.....	82
66 Regis (Colo.).....	62
41 Fort Hays St. ■.....	47
76 Neb.-Kearney ■.....	74

Nickname: Eagles  
 Colors: Cardinal & White  
 Arena: Armstrong  
 Capacity: 2,500; Year Built: 1965  
 AD: Bradley Roy Smith  
 SID: Con Marshall

**CHAMINADE**

Honolulu, HI 96816-1578.....II

Coach: Matt Mahar, Johnson St. 1996

**2005-06 RESULTS (19-9)**

67 Michigan St. †.....	89
69 Maryland †.....	98
54 Kansas †.....	102
81 Cal St. Chico.....	67
96 Central Wash. †.....	105
85 Western Ore.....	73
87 Cal Baptist ■.....	68
73 Hawaii-Hilo ■.....	60
97 BYU-Hawaii.....	83
84 BYU-Hawaii.....	76
95 St. John's (Minn.) ■.....	70
85 Morningside ■.....	81
80 Chapman.....	62
86 Cheyney ■.....	70
86 Hawaii Pacific ■.....	73
95 Hawaii-Hilo.....	83
79 Hawaii-Hilo.....	84
84 Hawaii Pacific.....	63
103 Grand Canyon.....	92
92 Cal St. Dom. Hills.....	97
64 BYU-Hawaii ■.....	66
67 BYU-Hawaii.....	66
69 Hawaii-Hilo ■.....	82
114 Grand Canyon ■.....	107
99 Hawaii Pacific ■.....	88
99 Hawaii Pacific.....	89
84 Alas. Anchorage †.....	67
91 Western Wash. †.....	101

Nickname: Silverswords  
 Colors: Royal Blue & White  
 Arena: McCabe Gym  
 Capacity: 2,500  
 AD: Kaia Hedlund  
 SID: Maurice Maggolino

**CHAPMAN**

Orange, CA 92866.....III

Coach: Mike Bokosky, Fort Lewis 1978

**2005-06 RESULTS (20-7)**

101 West Coast Chrst. ■.....	59
69 Pacific Union ■.....	41
68 Cal Lutheran.....	52
135 Redlands.....	122
77 UC Santa Cruz †.....	57
60 Claremont-MS †.....	53
112 Cal St. East Bay †.....	84
77 La Verne ■.....	74
66 Whittier.....	69
60 Occidental ■.....	65
60 Biola.....	80
85 George Fox ■.....	90
62 Chaminade.....	80
61 BYU-Hawaii.....	67
59 Claremont-MS ■.....	52
75 Caltech.....	50
66 La Sierra.....	39
86 West Coast Chrst.....	69
66 UC Santa Cruz.....	72
62 William Jessup.....	53
80 UC Santa Cruz ■.....	58
70 UC San Diego ■.....	64
84 LIFE Bible ■.....	73

80 West Coast Chrst. ■.....	35
82 La Sierra ■.....	41
87 Colorado Col. †.....	60
76 Neb. Wesleyan †.....	67

Nickname: Panthers  
 Colors: Cardinal & Gray  
 Arena: Hutton Sports Center  
 Capacity: 2,400; Year Built: 1978  
 AD: David Currey  
 SID: Doug Aiken

**COL. OF CHARLESTON**

Charleston, SC 29424.....I

Coach: Tom Herrion, Merrimack 1989

**2005-06 RESULTS (17-11)**

77 Charleston So. ■.....	82
97 Lees-McRae ■.....	47
96 Fla. Christian ■.....	42
58 UNC Greensboro.....	72
85 North Fla. ■.....	63
71 Va. Commonwealth.....	76
90 Fla. Atlantic †.....	73
63 Louisville.....	78
81 UNC Wilmington.....	77
77 Longwood ■.....	53
72 Rider ■.....	67
75 Towson ■.....	86
66 Furman ■.....	53
68 Ga. Southern.....	71
77 Citadel.....	65
70 Davidson ■.....	80
66 Wofford.....	58
67 Western Caro.....	59
67 Chattanooga ■.....	53
64 Appalachian St. ■.....	53
69 Elon.....	76
67 Furman.....	65
79 Ga. Southern ■.....	91
72 Citadel.....	52
83 Georgia St. ■.....	75
69 Wofford ■.....	64
63 Davidson.....	65
63 Chattanooga †.....	65

Nickname: Cougars  
 Colors: Maroon & White  
 Arena: F. Mitchell Johnson Center  
 Capacity: 3,500; Year Built: 1983  
 AD: Jerry I. Baker  
 SID: Tony Ciuffo

**CHARLESTON (W.V.)**

Charleston, WV 25304.....II

Coach: Greg White, Marshall 1982

**2005-06 RESULTS (18-11)**

78 Lock Haven.....	73
81 Livingstone ■.....	65
74 Elizabeth City St. ■.....	67
69 Findlay ■.....	85
95 West Va. Wesleyan ■.....	55
81 Edinboro.....	75
87 Shawnee St. ■.....	61
80 Mount Olive †.....	87
69 Millersville †.....	65
92 West Va. Tech ■.....	71
78 Central St. (Ohio).....	81
66 West Virginia St.....	76
75 Bluefield St.....	57
79 Salem Int'l.....	68
81 Davis & Elkins ■.....	51
80 Shepherd.....	71
79 Glenville St.....	77
54 Alderson-Broaddus.....	78
89 Concord ■.....	91
72 West Liberty St.....	78
81 Fairmont St. ■.....	76
81 Ohio Valley ■.....	70
58 Wheeling Jesuit.....	71
67 West Virginia St. ■.....	85

88 West Va. Tech.....	68
71 Concord.....	95
104 Bluefield St. ■.....	86
74 Shepherd ■.....	66
50 Alderson-Broaddus †.....	65

Nickname: Golden Eagles  
 Colors: Maroon & Gold  
 Arena: Eddie King Gym  
 Capacity: 2,080; Year Built: 1988  
 AD: Tom Nozica  
 SID: Jim Workman

**CHARLESTON SO.**

Charleston, SC 29423-8087.....I

Coach: Barclay Radebaugh, East Tenn. St. 1987

**2005-06 RESULTS (13-16)**

82 Col. of Charleston.....	77
108 Asbury ■.....	61
56 Clemson ■.....	68
57 Erskine ■.....	46
74 Citadel.....	57
50 St. John's (N.Y.).....	64
85 Robert Morris.....	97
53 Marshall.....	82
91 Newberry.....	74
88 Southern Wesleyan ■.....	92
47 Wake Forest.....	87
76 VMI.....	73
67 High Point.....	78
61 Birmingham-So.....	73
70 UNC Asheville ■.....	68
61 Winthrop.....	79
62 Coastal Caro.....	63
71 Radford.....	80
59 Winthrop.....	76
73 Liberty ■.....	71
86 High Point ■.....	66
69 Coastal Caro. ■.....	71
61 Liberty.....	45
76 Radford.....	81
59 VMI.....	48
46 Birmingham-So. ■.....	62
75 UNC Asheville.....	71
97 Birmingham-So.....	76
67 Coastal Caro. †.....	73

Nickname: Buccaneers  
 Colors: Navy & Old Gold  
 Arena: CSU Fieldhouse  
 Capacity: 798; Year Built: 1965  
 AD: Hank Small  
 SID: David Shelton

**CHARLOTTE**

Charlotte, NC 28223.....I

Coach: Bobby Lutz, Charlotte 1980

**2005-06 RESULTS (19-13)**

82 Coppin St. †.....	65
47 Northwestern †.....	61
78 Wyoming.....	87
38 Mississippi St. ■.....	53
73 Georgia St.....	68
59 Portland ■.....	46
85 Davidson.....	81
67 La-Lafayette.....	62
77 Valparaiso ■.....	80
54 Indiana.....	71
85 Rutgers.....	82
92 UNC Asheville ■.....	59
88 Rhode Island ■.....	80
73 Dayton.....	65
64 La Salle.....	52
65 Xavier ■.....	78
57 St. Joseph's.....	50
69 George Washington ■.....	83
56 Richmond.....	63
76 St. Bonaventure.....	60
62 Dayton.....	49



66 Temple ■.....	59
56 Wake Forest.....	59
64 Richmond ■.....	47
81 Fordham.....	75
72 Massachusetts.....	71
74 St. Louis ■.....	77
77 Duquesne ■.....	71
85 George Washington.....	86
55 Xavier †.....	59
77 Ga. Southern ■.....	61
80 Cincinnati.....	86

Nickname: 49ers  
 Colors: Green & White  
 Arena: Dale F. Halton Arena  
 Capacity: 9,105; Year Built: 1996  
 AD: Judith W. Rose  
 SID: Thomas E. Whitestone

**CHATTANOOGA**

Chattanooga, TN 37403-2598 ..I

Coach: John Shulman, East Tenn. St. 1989

**2005-06 RESULTS (19-13)**

48 Mississippi St.....	64
79 Belmont ■.....	93
46 Minnesota.....	67
71 Middle Tenn.....	81
97 Asbury ■.....	60
76 North Texas.....	83
69 Creighton ■.....	64
97 Milligan ■.....	50
92 Virginia Intermont ■.....	62
65 Holy Cross †.....	82
93 P.R.-Mayaguez †.....	67
85 Mt. St. Mary's †.....	74
90 Maine ■.....	75
68 Howard ■.....	63
71 Furman.....	76
78 UNC Greensboro ■.....	69
74 Elon ■.....	92
56 Western Caro.....	74
73 Appalachian St.....	57
77 Austin Peay ■.....	67
65 Davidson ■.....	59
53 Col. of Charleston.....	67
74 Citadel.....	64
71 Ga. Southern ■.....	93
82 Wofford ■.....	71
76 UNC Greensboro.....	67
61 Elon.....	69
64 Appalachian St. ■.....	50
71 Western Caro. ■.....	67
65 Col. of Charleston †.....	63
78 Appalachian St. †.....	75
55 Davidson †.....	80

Nickname: Mocs  
 Colors: Navy Blue & Old Gold  
 Arena: The McKenzie Arena  
 Capacity: 11,218; Year Built: 1982  
 AD: Rick Hart  
 SID: Jeff Romero

**CHESTNUT HILL**

Philadelphia, PA 19118-2693...III

Coach: Jesse Balcer, Philadelphia U.

**2005-06 RESULTS (10-16)**

45 Susquehanna.....	79
78 New Jersey City †.....	98
45 Widener ■.....	70
56 Penn St.-Berks.....	59
61 Keuka.....	69
74 Delaware Valley ■.....	80
58 Arcadia.....	64
67 Phila. Sciences.....	85
52 Messiah.....	79
76 Scranton.....	64
49 Alvernia †.....	82
69 Phila. Bible.....	71

75 Penn St.-Berks ■.....	59
77 Purchase St.....	73
69 Polytechnic (N.Y.) ■.....	60
71 Villa Julie.....	68
92 Cazenovia.....	95
86 Phila. Bible ■.....	73
68 D'Youville ■.....	63
73 Bard ■.....	64
79 Purchase St. ■.....	69
64 Keystone ■.....	62
67 Baptist Bible (Pa.).....	103
68 Villa Julie ■.....	89
78 Polytechnic (N.Y.).....	85
67 Penn St.-Berks.....	69

Nickname: Griffins  
 Colors: Scarlet & White  
 Arena: Sorgenti Arena  
 Capacity: 1,400; Year Built: 2000  
 AD: Bill Stiles  
 SID: Jackie deMarteleire

**CHEYNEY**

Cheyney, PA 19319-0200.....II

Coach: Cleo Hill Jr., N.C. Central 1994

**2005-06 RESULTS (13-14)**

63 Alderson-Broaddus †.....	71
65 West Virginia St. †.....	71
72 Lincoln (Pa.) †.....	81
79 Lock Haven ■.....	72
66 Indiana (Pa.) ■.....	78
55 Clarion.....	79
62 Hawaii-Hilo.....	64
60 BYU-Hawaii.....	66
70 Chaminade.....	86
67 Slippery Rock ■.....	56
69 Edinboro ■.....	66
70 Kutztown.....	85
62 Shippensburg.....	58
69 California (Pa.).....	66
52 West Chester ■.....	57
63 Bloomsburg ■.....	57
67 Dist. Columbia ■.....	60
71 East Stroudsburg.....	75
73 Millersville ■.....	80
68 Dist. Columbia.....	61
98 Mansfield.....	88
86 Kutztown ■.....	75
56 West Chester.....	72
85 East Stroudsburg ■.....	67
63 Millersville.....	67
89 Bloomsburg.....	84
101 Mansfield ■.....	85

Nickname: Wolves  
 Colors: Blue & White  
 Arena: Cope Hall  
 Capacity: 1,500; Year Built: 1961  
 AD: Patric Simon  
 SID: Lenn Margolis

**CHICAGO**

Chicago, IL 60637.....III

Coach: Mike McGrath, DePaw 1992

**2005-06 RESULTS (15-10)**

63 Colby ■.....	53
61 Rose-Hulman ■.....	55
75 Lake Forest ■.....	59
67 Carleton.....	70
67 Edgewood.....	56
57 Wheaton (Ill.).....	68
67 Ill. Wesleyan.....	71
79 Kalamazoo ■.....	59
68 Concordia (Ill.).....	55
50 Coe.....	67
61 Cornell College.....	57
68 Washington-St. Louis.....	74
67 Case Reserve.....	58
79 Emory.....	68
60 Brandeis ■.....	72

58 New York U. ■.....	67
80 Carnegie Mellon ■.....	77
76 Rochester ■.....	47
49 Rochester.....	60
67 Carnegie Mellon.....	76
69 Emory ■.....	58
52 Case Reserve ■.....	49
62 New York U.....	60
51 Brandeis.....	68
67 Washington-St. Louis ■.....	57

Nickname: Maroons  
 Colors: Maroon & White  
 Arena: Gerald Ratner Athletics Center  
 Capacity: 1,558; Year Built: 2003  
 AD: Thomas Weingartner  
 SID: Dave Hilbert

**CHICAGO ST.**

Chicago, IL 60628-1598 .....I

Coach: Kevin Jones, Eastern Ill. 1987

**2005-06 RESULTS (11-19)**

52 Ohio St.....	81
58 Bradley.....	68
75 Ill.-Chicago.....	74
56 Purdue.....	69
80 Cal St. Fullerton †.....	88
63 New Mexico St. †.....	78
54 Louisville.....	78
65 Nebraska.....	76
65 Detroit.....	68
52 St. Louis.....	58
64 IUPUI.....	87
69 Michigan.....	86
65 Oral Roberts ■.....	74
75 UMKC ■.....	80
76 Oakland.....	89
67 Centenary (La.).....	63
90 Valparaiso ■.....	76
75 Western Ill. ■.....	73
59 Southern Utah.....	73
58 Oral Roberts.....	69
81 UMKC.....	82
64 Southern Utah ■.....	60
77 Centenary (La.) ■.....	69
64 Valparaiso.....	70
87 Western Ill.....	73
74 IUPUI ■.....	66
91 Oakland ■.....	80
75 UMKC †.....	66
57 IUPUI †.....	53
72 Oral Roberts †.....	85

Nickname: Cougars  
 Colors: Green & White  
 Arena: Jacoby Dickens Center  
 Capacity: 2,500; Year Built: 1971  
 AD: Darren Hamilton  
 SID: Quenjana Adams

**CHOWAN**

Murfreesboro, NC 27855.....III

Coach: Jim Tribbett, Florida St. 1977

**2005-06 RESULTS (19-11)**

85 St. Paul's ■.....	68
74 UNC Pembroke †.....	61
75 Mount Olive.....	105
65 Millersville ■.....	69
69 Catawba.....	76
92 Lincoln (Pa.) †.....	102
92 Neumann †.....	56
67 Catawba.....	84
62 Mount Olive.....	89
89 St. Paul's.....	97
59 Coastal Caro.....	81
86 Salisbury †.....	78
90 Misericordia †.....	81
99 N.C. Wesleyan ■.....	85
62 Maryland Bible.....	58
65 Claffin.....	49

76 Apprentice.....	67
70 Elizabeth City St. ■.....	67
79 Claffin ■.....	59
76 Millersville.....	57
77 UNC Pembroke.....	65
85 N.C. Wesleyan.....	64
78 Newport News ■.....	55
76 Elizabeth City St.....	80
64 Barton.....	89
73 Palm Beach Atl.....	47
74 Emmanuel (Ga.).....	70
76 Central Baptist †.....	73
74 Oakland City.....	77
85 Roberts Wesleyan †.....	59

Nickname: Hawks  
 Colors: Columbia Blue & White  
 Arena: Helms Center  
 Capacity: 3,000; Year Built: 1979  
 AD: Dennis E. Helsel  
 SID: Meredith Davies Long

**CHRISTIAN BROS.**

Memphis, TN 38104-5519 .....II

Coach: Mike Nienaber, Mississippi Col. 1977

**2005-06 RESULTS (15-13)**

74 LeMoyn-Owen ■.....	64
82 Saginaw Valley †.....	69
60 Findlay †.....	77
67 Lane.....	70
86 West Ala.....	81
83 North Ala.....	94
107 Crichton ■.....	89
58 LeMoyn-Owen.....	60
90 West Ala. ■.....	71
94 Williams Baptist ■.....	67
55 Central Ark. ■.....	64
83 Ouachita Baptist.....	80
59 Arkansas Tech.....	55
48 Henderson St.....	53
70 Harding.....	68
40 Delta St.....	84
66 Ark.-Monticello.....	71
81 Southern Ark. ■.....	72
82 Central Ark.....	79
69 Lane ■.....	73
82 Ouachita Baptist ■.....	68
78 Arkansas Tech.....	75
53 Henderson St. ■.....	59
63 Harding.....	66
76 Delta St. ■.....	81
66 Ark.-Monticello ■.....	62
84 Southern Ark.....	49
67 Valdosta St. †.....	79

Nickname: Buccaneers  
 Colors: Scarlet & Gray  
 Arena: Canale Arena  
 Capacity: 1,000; Year Built: 1951  
 AD: Joseph Nadicksbernd  
 SID: Justin Maskus

**CHRIS. NEWPORT**

Newport News, VA 23606.....III

Coach: C.J. Woollum, Ky. Wesleyan 1971

**2005-06 RESULTS (20-8)**

84 Southern Va. ■.....	76
61 Va. Wesleyan ■.....	80
103 St. Joseph (Vt.) ■.....	63
77 Southern Va. ■.....	68
68 Curry ■.....	65
88 Maryland Bible ■.....	57
71 Frostburg St. ■.....	60
65 Keystone †.....	70
112 Lincoln (Pa.) †.....	114
115 Me.-Presque Isle ■.....	57
62 Eastern Conn. St. ■.....	57
103 Fisher ■.....	72

70	Shenandoah ■	66
81	Carnegie Mellon ■	94
80	N.C. Wesleyan	93
77	Ferrum	55
73	Averett	65
81	Methodist ■	63
85	Greensboro ■	67
83	Shenandoah	75
79	N.C. Wesleyan ■	66
86	Averett ■	76
78	Ferrum ■	74
82	Greensboro	88
77	Methodist	89
96	N.C. Wesleyan ■	77
89	Averett ■	88
96	Lincoln (Pa.)	102

Nickname: Captains  
 Colors: Blue & Silver  
 Arena: Freeman Center  
 Capacity: 2,300; Year Built: 2000  
 AD: C.J. Woollum  
 SID: Francis Tommasino

**CINCINNATI**

Cincinnati, OH 45221-0021 .....I

Coach: Andy Kennedy, UAB 1991

**2005-06 RESULTS (21-13)**

79	Murray St. ■	75
76	Illinois St. ■	59
77	Holy Cross ■	55
66	Dayton ■	75
81	Memphis ■	91
92	Vanderbilt	83
86	Ohio ■	58
105	Tennessee Tech ■	62
84	Ark.-Monticello ■	63
81	Dayton †	63
75	LSU †	72
75	Miami (Ohio) †	65
105	N.C. A&T ■	69
82	DePaul ■	60
70	Marquette	66
59	Connecticut	70
58	Syracuse ■	77
71	Xavier	73
71	Rutgers ■	66
50	Louisville	67
57	Georgetown	76
73	South Fla. ■	60
57	West Virginia	66
74	Louisville ■	68
69	Pittsburgh	89
82	Syracuse	65
66	Providence ■	64
72	Villanova	74
62	Seton Hall	72
78	West Virginia ■	75
73	Syracuse †	74
86	Charlotte	80
76	Minnesota ■	62
62	South Carolina ■	65

Nickname: Bearcats  
 Colors: Red & Black  
 Arena: Fifth Third Arena  
 Capacity: 13,176; Year Built: 1989  
 AD: Michael J. Thomas  
 SID: Brian Teter

**CITADEL**

Charleston, SC 29409-6150 .....I

Coach: Pat Dennis, Wash. & Lee 1979

**2005-06 RESULTS (10-21)**

57	Delaware †	77
59	North Carolina St.	91
73	Stetson †	60
75	Asbury ■	48
70	Army	68
126	Fla. Christian ■	43

57	Charleston So. ■	74
126	Atlanta Christian ■	61
73	Webber Int'l ■	56
57	Western Caro.	83
61	Duquesne	90
70	Navy	84
49	Penn ■	84
65	Ga. Southern ■	83
49	Davidson	85
65	Col. of Charleston	77
52	Wofford ■	67
57	Furman	81
46	UNC Greensboro	65
65	Appalachian St. ■	66
64	Chattanooga ■	74
62	Elon	73
80	Savannah St. ■	73
68	Ga. Southern	96
77	Davidson ■	81
52	Col. of Charleston ■	72
41	Furman ■	64
70	Savannah St.	61
84	Wofford	80
65	Furman †	53
73	Davidson †	79

Nickname: Bulldogs  
 Colors: Blue & White  
 Arena: McAlister Field House  
 Capacity: 6,000; Year Built: 1939  
 AD: Les Robinson  
 SID: Noelle Orr

**CCNY**

New York, NY 10031 .....III

Coach: Andre Stampfel, Baruch 1996

**2005-06 RESULTS (12-14)**

72	Stevens Institute ■	68
96	St. Joseph's (Brkln)	66
57	Shenandoah †	73
69	John Jay †	63
79	Hunter ■	62
58	Baruch	61
34	Wm. Paterson ■	63
39	Long Island	80
56	St. Joseph's (L.I.)	66
65	Lehman	70
77	City Tech ■	68
42	Columbia	82
67	Mt. St. Mary (N.Y.) ■	82
70	Medgar Evers	58
78	Brooklyn	69
72	York (N.Y.) ■	62
75	Staten Island	66
78	Merchant Marine ■	67
53	John Jay ■	58
60	Baruch ■	63
81	Hunter	85
72	Yeshiva ■	63
92	Centenary (N.J.)	79
63	Lehman ■	80
56	John Jay	61
60	York (N.Y.) †	69

Nickname: Beavers  
 Colors: Lavender & Black  
 Arena: Nat Holman Gymnasium  
 Capacity: 3,500; Year Built: 1972  
 AD: Robert Coleman  
 SID: Derrick Harrison

**CLAFLIN**

Orangeburg, SC 29115 .....II

Coach: Ron Woodard

**2005-06 RESULTS (9-17)**

63	Kentucky St.	72
67	Wingate †	87
61	Knoxville †	63
69	West Va. Tech	63
84	Concord †	90

77	Anderson (S.C.)	66
53	Bowie St. †	79
59	Morehouse †	63
71	Wilberforce †	64
72	Elizabeth City St.	77
62	Elizabeth City St. †	68
49	Chowan ■	65
66	Allen	48
90	Palm Beach Atl. ■	79
59	Benedict ■	83
59	Chowan	79
90	Virginia St.	74
86	Morris ■	62
52	Benedict	65
57	Palm Beach Atl.	76
62	Allen	64
74	Paine	89
64	Central St. (Ohio) †	73
53	Palm Beach Atl. †	49
76	Dist. Columbia †	52
65	Voorhees ■	88

Nickname: Panthers  
 Colors: Orange & maroon  
 Arena: Tullis Arena  
 Capacity: 1,200  
 AD: Timothy Autry  
 SID: To be named

**CLAREMONT-M-S**

Claremont, CA 91711-6400 .....III

Coach: Ken Scalmanini, Cal Poly Pomona 1993

**2005-06 RESULTS (19-7)**

61	Menlo ■	56
68	Washington-St. Louis †	73
71	Augsburg ■	57
71	S'western (Ariz.) †	43
53	Chapman †	60
110	Redlands	89
69	George Fox	79
71	Pacific (Ore.)	74
73	Westmont	70
74	Pt. Loma Nazarene	72
52	Chapman	59
124	Redlands	97
60	Whittier ■	57
56	Pomona-Pitzer ■	42
59	Caltech	49
48	Occidental	52
70	La Verne ■	58
59	Cal Lutheran	49
128	Redlands ■	70
43	Whittier	40
59	Pomona-Pitzer	54
75	Caltech	37
62	Occidental ■	55
71	La Verne	69
74	Cal Lutheran ■	58
41	Occidental	48

Nickname: Stags  
 Colors: Maroon, Gold & White  
 Arena: Ducey Gymnasium  
 Capacity: 1,200; Year Built: 1959  
 AD: Michael L. Sutton  
 SID: Kelly Beck

**CLARION**

Clarion, PA 16214 .....II

Coach: Ron Righter, St. Joseph's 1975

**2005-06 RESULTS (13-13)**

57	Trevecca Nazarene †	69
76	Geneva	58
81	Dist. Columbia	50
76	Bloomsburg	80
59	Pitt.-Johnstown	60
86	Concord †	89
70	West Va. Tech	75
53	Millersville ■	51

79	Cheyney ■	55
73	Penn St.-McKeesport ■	46
80	Kutztown	70
69	West Chester	77
55	Shippensburg ■	62
82	Mansfield ■	72
73	East Stroudsburg ■	65
91	Lock Haven	85
60	Slippery Rock ■	54
76	California (Pa.)	79
72	Edinboro	87
70	Indiana (Pa.) ■	100
52	Shippensburg	75
76	Lock Haven	74
78	Slippery Rock	69
88	California (Pa.) ■	74
66	Edinboro	69
80	Indiana (Pa.)	98

Nickname: Golden Eagles  
 Colors: Blue & Gold  
 Arena: W.S. Tippin Gymnasium  
 Capacity: 4,000; Year Built: 1968  
 AD: David Katis  
 SID: Rich Herman

**CLARK ATLANTA**

Atlanta, GA 30314 .....II

Coach: Larry Nolley, Clark Atlanta 1981

**2005-06 RESULTS (4-24)**

47	Elizabeth City St. ■	78
76	West Ala. ■	97
54	Kennesaw St.	76
60	Stillman ■	81
70	Tuskegee ■	65
53	West Ala. †	94
76	Valdosta St.	98
52	West Ga. ■	86
76	Lane	91
58	Kentucky St.	65
54	Paine ■	68
51	Benedict ■	73
62	LeMoyn-Owen	74
36	Miles	63
60	Lane ■	72
73	Kentucky St. ■	65
71	Tuskegee	70
55	Stillman	83
73	Morehouse	87
48	Fort Valley St.	84
61	Albany St. (Ga.)	68
59	Paine	85
67	Benedict	95
61	Albany St. (Ga.) ■	74
70	Morehouse ■	82
48	LeMoyn-Owen ■	56
71	Fort Valley St. ■	69
70	Lane †	71

Nickname: Panthers  
 Colors: Red, Black & Grey  
 Arena: L.S. Epps Gym  
 Capacity: 1,800  
 AD: Brenda Edmond  
 SID: Charles Ward

**CLARK (MASS.)**

Worcester, MA 01610-1477 .....III

Coach: Mo Cassara, St. Lawrence

**2005-06 RESULTS (11-15)**

83	Becker ■	60
96	Worcester St.	85
71	Connecticut Col. †	76
84	Paul Smith †	70
48	Brandeis ■	69
83	Fitchburg St. ■	50
76	Tufts	99
57	Davidson	108
69	Williams ■	77
65	Wheaton (Mass.) ■	90

72 WPI.....	67
64 Babson.....	63
62 Trinity (Conn.).....	89
54 MIT.....	62
55 Newbury.....	52
66 Springfield ■.....	58
69 WPI ■.....	71
75 Nichols.....	67
92 Wheaton (Mass.).....	95
62 Coast Guard ■.....	70
61 Babson ■.....	64
67 Springfield.....	83
75 MIT ■.....	79
96 Mitchell ■.....	86
60 Coast Guard.....	54
70 Coast Guard.....	74

Nickname: Cougars  
 Colors: Scarlet & White  
 Arena: Kneller Athletic Center  
 Capacity: 2,000; Year Built: 1977  
 AD: Linda S. Moulton  
 SID: Joe Brady

**CLARKE**

Dubuque, IA 52001 .....III

Coach: Jon Davison, Dubuque 1961

**2005-06 RESULTS (17-10)**

73 Augustana (Ill.) ■.....	79
95 Knox ■.....	74
63 Loras †.....	74
69 Dubuque †.....	74
74 Mt. Mercy †.....	65
76 Iowa Wesleyan.....	84
67 Cornell College ■.....	66
59 Wheaton (Ill.) †.....	60
77 Knox †.....	72
73 Coe ■.....	78
92 Purdue-North Cent. ■.....	55
71 Robert Morris-Chi. ■.....	99
73 Wis.-Stevens Point ■.....	67
80 Marian (Wis.).....	86
72 Concordia (Ill.).....	43
76 Benedictine (Ill.).....	59
76 Eureka ■.....	75
53 Aurora.....	69
87 Rockford.....	77
55 Mt. Mercy.....	81
82 Concordia (Ill.) ■.....	73
89 Benedictine (Ill.) ■.....	62
83 Eureka.....	66
90 Aurora ■.....	63
90 Rockford ■.....	83
85 Concordia (Ill.) ■.....	78
86 Aurora ■.....	71

Nickname: Crusaders  
 Colors: Navy & Gold  
 Arena: Kehl Center  
 Capacity: 900; Year Built: 1994  
 AD: Curt Long  
 SID: Jerry Hanson

**CLARKSON**

Potsdam, NY 13699-5830 .....III

Coach: Adam Stockwell, Le Moyne 1996

**2005-06 RESULTS (5-20)**

81 Paul Smith ■.....	51
60 Potsdam St. ■.....	74
55 Scranton ■.....	70
61 Potsdam St. ....	79
57 Elmira.....	63
72 Cazenovia.....	67
51 Plattsburgh St. ■.....	72
60 Baruch †.....	75
69 Green Mountain †.....	43
52 Utica.....	78
73 Oswego St. ■.....	79
60 Union (N.Y.) ■.....	84
77 Skidmore ■.....	71

49 Rensselaer.....	69
45 Vassar.....	58
54 St. Lawrence.....	78
57 Hamilton.....	70
54 Hobart.....	73
65 Vassar ■.....	68
63 Rensselaer ■.....	69
60 St. Lawrence ■.....	79
79 Skidmore.....	65
63 Union (N.Y.).....	69
62 Hobart ■.....	66
59 Hamilton ■.....	65

Nickname: Golden Knights  
 Colors: Green & Gold  
 Arena: Alumni Gymnasium  
 Capacity: 2,000; Year Built: 1952  
 AD: Steve Yianoukas  
 SID: Tommy Szarka

**CLAYTON ST.**

Morrow, GA 30260.....II

Coach: Gordon Gibbons, Springfield 1968

**2005-06 RESULTS (21-7)**

104 Tuskegee ■.....	48
79 Tuskegee.....	70
109 Bluefield Col. ■.....	70
63 Armstrong Atlantic.....	69
63 GC&SU ■.....	67
87 Carver Bible ■.....	64
67 Brevard ■.....	41
66 S.C. Upstate ■.....	55
89 Edward Waters ■.....	56
74 Albany St. (Ga.) ■.....	66
83 Augusta St.....	66
73 S.C.-Aiken.....	58
63 UNC Pembroke ■.....	50
56 Francis Marion ■.....	39
64 Lander.....	61
66 Armstrong Atlantic ■.....	49
69 GC&SU.....	49
72 Lander ■.....	54
68 S.C. Upstate.....	64
89 Columbus St.....	81
56 Augusta St. ■.....	66
83 S.C.-Aiken.....	72
80 UNC Pembroke.....	52
68 Columbus St. ■.....	72
81 Francis Marion.....	88
68 S.C. Upstate †.....	69

Nickname: Lakers  
 Colors: Blue & Orange  
 Arena: Athletics Center  
 Capacity: 2,000; Year Built: 1983  
 AD: Mason Barfield  
 SID: Gid Rowell

**CLEMSON**

Clemson, SC 29634 .....I

Coach: Oliver Purnell, Old Dominion 1975

**2005-06 RESULTS (19-13)**

84 Bethune-Cookman ■.....	55
102 Coppin St. ■.....	71
79 South Carolina St. ■.....	38
68 Charleston So.....	56
96 Penn St.....	88
82 South Carolina ■.....	63
62 Wofford ■.....	60
80 East Tenn. St. ■.....	72
101 P.R.-Mayaguez †.....	60
71 Holy Cross †.....	48
66 Akron †.....	59
69 Georgia.....	72
69 Elon ■.....	74
61 Florida St. ■.....	55
58 Virginia.....	64
74 Wake Forest ■.....	73

77 Duke ■.....	87
38 Miami (Fla.).....	62
73 Georgia Tech.....	63
85 North Carolina St. ■.....	94
59 Florida St.....	69
61 North Carolina.....	76
74 Virginia Tech ■.....	75
61 Boston College.....	67
89 Maryland ■.....	77
68 Wake Forest.....	74
90 Virginia ■.....	64
86 Virginia Tech.....	81
95 Georgia Tech ■.....	82
63 Miami (Fla.) †.....	66
69 Louisiana Tech ■.....	53
68 Louisville.....	74

Nickname: Tigers  
 Colors: Burnt Orange & Northwest Purple  
 Arena: Littlejohn Coliseum  
 Capacity: 10,000; Year Built: 1968  
 AD: Terry Don Phillips  
 SID: Tim Bourret

**CLEVELAND ST.**

Cleveland, OH 44115-2440 .....I

Coach: Mike Garland, Northern Mich. 1977

**2005-06 RESULTS (10-18)**

66 Florida A&M ■.....	68
55 North Carolina.....	112
76 Rochester College ■.....	43
56 Central Mich. ■.....	43
68 Kent St.....	83
65 Albany (N.Y.) ■.....	78
75 Michigan St.....	83
70 Utah Valley St. ■.....	69
84 John Carroll ■.....	53
60 Loyola (Ill.) ■.....	77
68 Wis.-Milwaukee.....	75
55 Wright St. ■.....	58
59 Detroit ■.....	53
63 Youngstown St.....	50
50 Akron.....	62
87 Ill.-Chicago.....	83
66 Wis.-Green Bay.....	63
51 Butler ■.....	55
63 Youngstown St. ■.....	68
73 Detroit.....	84
75 Loyola (Ill.).....	81
49 Butler.....	78
57 Wis.-Milwaukee ■.....	86
63 Wright St.....	56
52 Delaware ■.....	40
67 Ill.-Chicago ■.....	72
72 Wis.-Green Bay ■.....	76
58 Detroit.....	92

Nickname: Vikings  
 Colors: Forest Green & White  
 Arena: Henry J. Goodman Arena  
 Capacity: 13,610; Year Built: 1991  
 AD: Lee Reed  
 SID: Brian McCann

**COAST GUARD**

New London, CT 06320-4195..III

Coach: Peter Barry, San Francisco 1970

**2005-06 RESULTS (17-9)**

62 Johnson & Wales (R.I.) ■.....	65
83 Daniel Webster.....	45
85 City Tech.....	70
98 Albertus Magnus.....	58
97 Merchant Marine ■.....	76
89 Becker.....	62
78 Wentworth Inst. ■.....	45
54 MIT.....	75
76 Springfield ■.....	62
105 Mitchell ■.....	75
90 Wheaton (Mass.) ■.....	71

93 Connecticut Col.....	70
61 WPI ■.....	66
70 Babson.....	73
73 Springfield.....	70
73 Roger Williams.....	70
65 MIT ■.....	55
70 Rhode Island Col.....	82
70 Clark (Mass.).....	62
55 Babson ■.....	61
60 WPI.....	48
75 Wheaton (Mass.).....	73
54 Clark (Mass.) ■.....	60
74 Clark (Mass.) ■.....	70
57 MIT †.....	69
68 Rhode Island Col.....	70

Nickname: Bears  
 Colors: Blue & White  
 Arena: John Merriman Gymnasium  
 Capacity: 2,400; Year Built: 1964  
 AD: Raymond Cieplik  
 SID: Jason Southard

**COASTAL CARO.**

Conway, SC 29528-6054.....I

Coach: Buzz Peterson, North Carolina 1986

**2005-06 RESULTS (20-10)**

71 Jacksonville St.....	82
54 Wisconsin.....	92
70 Coker ■.....	35
57 Minnesota.....	75
81 Jacksonville ■.....	66
72 South Carolina St. ■.....	57
50 UNC Wilmington.....	79
81 Chowan ■.....	59
109 Ohio Valley ■.....	76
51 Eastern Ky.....	60
84 St. Andrews ■.....	70
77 VMI.....	88
62 High Point.....	82
64 Birmingham-So.....	77
84 UNC Asheville ■.....	72
63 Charleston So. ■.....	62
69 Radford ■.....	70
64 Winthrop.....	57
72 Liberty ■.....	60
64 Winthrop ■.....	50
78 High Point.....	60
71 Charleston So.....	69
88 UNC Asheville.....	70
69 Birmingham-So. ■.....	59
76 VMI ■.....	63
78 Liberty.....	61
84 Radford.....	75
78 UNC Asheville ■.....	62
73 Charleston So. †.....	67
50 Winthrop.....	51

Nickname: Chanticleers  
 Colors: Coastal Green, Bronze & Black  
 Arena: Kimbel Arena  
 Capacity: 1,039; Year Built: 1974  
 AD: Warren Koegel  
 SID: John Martin

**COE**

Cedar Rapids, IA 52402-5092..III

Coach: Pat Juckem, Lawrence 1995

**2005-06 RESULTS (20-7)**

66 Wis.-Eau Claire.....	54
48 Wis.-La Crosse.....	67
70 Moody Bible.....	59
74 Mt. Mercy.....	57
76 Dubuque.....	48
59 Augustana (Ill.) ■.....	72
80 Mt. Mercy ■.....	64
67 Chicago ■.....	50
75 Benedictine (Ill.) ■.....	68
78 Clarke.....	73

68 Simpson	53
83 Central (Iowa)	79
77 Luther	65
89 Cornell College	84
71 Wartburg	73
46 Buena Vista	68
78 Loras	71
68 Dubuque	60
83 Cornell College	65
75 Wartburg	65
85 Buena Vista	71
68 Loras	76
65 Central (Iowa)	66
70 Luther	66
62 Simpson	59
79 Simpson	76
66 Buena Vista	69

Nickname: Kohawks  
 Colors: Crimson & Gold  
 Arena: Moray L. Eby Fieldhous  
 Capacity: 2,600; Year Built: 1931  
 AD: John Chandler  
 SID: Bryan Boettcher

**COKER**

Hartsville, SC 29550.....II

Coach: Dan Schmotzer, St. Edward's  
 1974

**2005-06 RESULTS (7-21)**

66 Francis Marion	79
53 Fayetteville St. †	69
56 Morris	53
55 Limestone	61
35 Coastal Caro.	70
70 Lees-McRae	59
71 Morris	86
60 Barton	81
51 Pfeiffer	77
49 Belmont Abbey	58
65 North Greenville	81
61 St. Andrews	64
57 Queens (N.C.)	70
54 Erskine	53
58 Mount Olive	71
82 Anderson (S.C.)	75
72 Lees-McRae	66
42 Barton	78
67 Queens (N.C.)	71
56 Belmont Abbey	63
54 St. Andrews	61
51 Limestone	74
57 Mount Olive	77
60 Pfeiffer	73
73 Anderson (S.C.)	67
52 Erskine	65
59 Erskine	56
72 Barton	75

Nickname: Cobras  
 Colors: Navy Blue & Gold  
 Arena: Timberlake-Lawton Gym  
 Capacity: 750; Year Built: 1963  
 AD: C. Timothy Griggs  
 SID: Christian Stryker

**COLBY**

Waterville, ME 04901-8849 .....III

Coach: Dick Whitmore, Bowdoin 1965

**2005-06 RESULTS (11-14)**

53 Chicago	63
71 Denison †	74
93 Lesley	90
100 Me.-Presque Isle	47
78 Brooklyn	58
56 Babson	62
68 Southern Me.	77
75 Bowdoin	73
75 Husson †	77
71 Southern Me.	80

76 Thomas	65
69 Bates	73
77 Maine Maritime	52
57 Tufts	78
55 Bates	66
47 Bowdoin	62
48 Trinity (Conn.)	68
59 Amherst	78
89 Me.-Farmington	92
64 Connecticut Col.	60
83 Wesleyan (Conn.)	69
67 Williams	61
78 Middlebury	64
60 Newbury	51
81 Trinity (Conn.)	84

Nickname: Mules  
 Colors: Blue & Gray  
 Arena: Wadsworth Gymnasium  
 Capacity: 2,500; Year Built: 1966  
 AD: Marcella K. Zalot  
 SID: Bill Sodoma

**COLBY-SAWYER**

New London, NH 03257 .....III

Coach: Bill Foti, New Hampshire 1986

**2005-06 RESULTS (17-11)**

92 Me.-Machias †	85
107 Husson †	91
80 Keene St. †	81
65 Bowdoin	68
88 Nichols	78
88 New England	66
79 Brandeis	90
70 Springfield	88
58 Trinity (Tex.) †	74
55 Endicott	58
74 Middlebury	79
51 Gordon	69
116 Anna Maria	70
80 New England Col.	50
58 Salve Regina	54
81 Wentworth Inst.	60
71 Roger Williams	53
81 New England	54
56 Gordon	63
62 Curry	55
85 Wentworth Inst.	69
84 New England Col.	82
75 Endicott	52
85 Eastern Nazarene	70
63 Salve Regina	48
67 Gordon	51
56 Endicott	65
77 Keene St.	80

Nickname: Chargers  
 Colors: Royal Blue and White  
 Arena: David L. Coffin Fieldhouse  
 Capacity: 650; Year Built: 1991  
 AD: Deborah McGrath  
 SID: Kevin J. Zeise

**COLGATE**

Hamilton, NY 13346-1304 .....I

Coach: Emmett Davis, St. Lawrence  
 1981

**2005-06 RESULTS (10-19)**

55 Utah Valley St. †	42
51 Iowa	73
78 Fla. Atlantic	74
56 Cornell	69
52 New Hampshire	60
65 Dartmouth	64
62 Princeton	39
59 Quinnipiac	67
35 Syracuse	58
72 Hobart	47
59 Harvard	68
45 Georgetown †	61

64 Mississippi Val. †	53
57 Stony Brook	70
71 Army	58
74 Lafayette	85
66 American	74
45 Lehigh	53
43 Bucknell	62
42 Holy Cross	60
60 Army	41
59 Bucknell	68
55 Lafayette	63
64 American	72
58 Lehigh	67
63 Navy	60
56 Holy Cross	62
80 Navy	72
44 Lehigh †	48

Nickname: Raiders  
 Colors: Maroon, Gray & White  
 Arena: Cotterell Court  
 Capacity: 3,091; Year Built: 1966  
 AD: David T. Roach  
 SID: Bob Cornell

**COLORADO**

Boulder, CO 80309.....I

Coach: Ricardo Patton, Belmont 1980

**2005-06 RESULTS (20-10)**

73 UNC Wilmington	54
82 Colorado St.	83
73 St. Mary's (Cal.) †	54
78 Penn	60
93 Cal Poly	75
76 Utah	52
96 UC Irvine	80
77 TCU	59
117 Mercer	74
83 Dartmouth	65
116 Savannah St.	52
64 Texas	89
63 Kansas	75
74 Missouri	71
81 Baylor	48
80 Oklahoma St.	78
81 Nebraska	59
79 Kansas St.	75
79 Iowa St.	96
58 Texas A&M	61
66 Texas Tech	64
84 Oklahoma	75
60 Kansas St.	72
77 Nebraska	93
78 Missouri	60
54 Kansas	75
84 Iowa St.	82
65 Baylor †	61
53 Texas A&M †	86
61 Old Dominion	79

Nickname: Buffaloes  
 Colors: Silver, Black & Gold  
 Arena: Coors Events/Conference Center  
 Capacity: 11,064; Year Built: 1979  
 AD: Mike R. Bohn  
 SID: David Plati

**COLO. CHRISTIAN**

Lakewood, CO 80226 .....II

Coach: David Daniels, Colo. Christian  
 1995

**2005-06 RESULTS (9-18)**

74 Westmont †	90
63 St. Gregory's †	64
77 Colorado Col.	64
87 Bemidji St.	100
67 North Dakota	68
62 Western St.	60
43 Mesa St.	55
73 Adams St.	65

66 Fort Lewis	84
77 UC-Colo. Spgs.	76
75 Calvin	86
96 UC-Colo. Spgs.	82
93 N.M. Highlands	74
49 Colorado St.-Pueblo	62
78 Colorado Col.	65
76 Regis (Colo.)	79
75 Metro St.	91
66 Chadron St.	69
66 Fort Hays St.	80
65 Colorado Mines	62
84 Neb.-Kearney	91
61 Fort Hays St.	78
65 Chadron St.	56
71 Colorado Mines	77
77 Neb.-Kearney	80
58 Metro St.	69
51 Regis (Colo.)	56

Nickname: Cougars  
 Colors: Navy & Gold  
 Arena: Cougar Fieldhouse  
 Capacity: 1,800; Year Built: 1990  
 AD: Douglas Yager  
 SID: Jon Copeland

**COLORADO COL.**

Colorado Springs, CO 80903 .....III

Coach: Mike McCubbin, Grinnell 1988

**2005-06 RESULTS (7-18)**

45 Willamette †	82
65 Lewis & Clark †	85
66 Phila. Bible	57
85 Bethany (Kan.)	77
64 Colo. Christian	77
71 Gwynedd-Mercy †	81
61 Bethany Lutheran †	64
52 Chadron St.	65
57 Northwest Nazarene	96
77 Rutgers-Camden	54
61 Worcester St.	64
58 UC Santa Cruz	61
59 St. Joseph's (Me.) †	67
60 UC-Colo. Spgs.	74
65 Colo. Christian	78
67 Dallas	59
74 Rust †	76
35 Northern Colo.	80
58 Johnson & Wales (CO)	64
53 Dallas	50
62 UC Santa Cruz	54
58 Johnson & Wales (CO)	55
61 Neb. Wesleyan	72
60 Chapman †	87
68 UC Santa Cruz	71

Nickname: Tigers  
 Colors: Black & Gold  
 Arena: J. Juan Reid Gymnasium  
 Capacity: 1,000; Year Built: 1970  
 AD: Julie Soriero  
 SID: Dave Reed

**COLORADO MINES**

Golden, CO 80401 .....II

Coach: Pryor Orser, Mont. St.-Billings  
 1990

**2005-06 RESULTS (15-14)**

55 Neb.-Omaha	52
52 Pittsburg St.	39
63 St. Martin's †	65
66 Western Wash.	100
93 Bethany Lutheran	66
87 Gwynedd-Mercy	64
50 Mesa St.	69
68 Western St.	52
61 Fort Lewis	63
55 Adams St.	60
71 North Dakota	76



69 N.M. Highlands.....	73
96 UC-Colo. Spgs.....	67
80 Colorado St.-Pueblo ■.....	64
69 Metro St.....	65
58 Regis (Colo.).....	77
52 Fort Hays St. ■.....	56
52 Chadron St. ■.....	42
62 Colo. Christian ■.....	65
62 Neb.-Kearney.....	72
47 Chadron St.....	45
60 Fort Hays St.....	81
77 Colo. Christian.....	71
70 Neb.-Kearney ■.....	57
70 Regis (Colo.) ■.....	63
53 Metro St. ■.....	62
72 Fort Lewis.....	71
61 Neb.-Kearney †.....	74

Nickname: Orediggers  
 Colors: Silver & Blue  
 Arena: Volk Gymnasium  
 Capacity: 1,000; Year Built: 1959  
 AD: Thomas E. Spicer  
 SID: Greg Murphy

**COLORADO ST.**

Fort Collins, CO 80523-6011 ....I

Coach: Dale Layer, Eckerd 1980

**2005-06 RESULTS (16-15)**

70 Northern Colo.....	57
83 Colorado ■.....	82
79 North Dakota St. ■.....	62
64 Denver †.....	58
77 Auburn ■.....	67
77 IUPUI.....	65
67 Kansas St.....	71
71 Pepperdine ■.....	56
87 Western Mich. †.....	69
67 Hawaii.....	61
80 Iowa St. †.....	87
106 UC-Colo. Spgs. ■.....	80
83 Arkansas Tech ■.....	56
75 San Diego St.....	83
75 New Mexico.....	83
84 Utah ■.....	78
57 UNLV.....	68
72 TCU.....	85
67 Wyoming ■.....	72
84 Brigham Young ■.....	86
56 Air Force.....	71
81 San Diego St. ■.....	85
78 New Mexico ■.....	80
69 Utah.....	61
72 UNLV ■.....	80
89 TCU ■.....	74
80 Wyoming.....	78
69 Brigham Young.....	77
59 Air Force ■.....	63
64 TCU †.....	60
52 San Diego St. †.....	64

Nickname: Rams  
 Colors: Green & Gold  
 Arena: Moby Arena  
 Capacity: 8,745; Year Built: 1966  
 AD: Paul Kowalczyk  
 SID: Gary Ozzello

**COLORADO ST.-PUEBLO**

Pueblo, CO 81001-4901 .....II

Coach: Pat Eberhart, Adams St. 1991

**2005-06 RESULTS (10-17)**

94 Lewis & Clark ■.....	80
63 Willamette ■.....	56
47 Neb.-Omaha.....	73
60 South Dakota †.....	72
64 St. Martin's ■.....	62
42 Concordia-St. Paul ■.....	57
79 Johnson & Wales (CO) ■.....	68
81 Neb.-Kearney ■.....	90

70 Chadron St.....	63
52 Fort Hays St.....	67
62 St. Cloud St.....	84
54 Metro St. ■.....	65
47 Regis (Colo.) ■.....	53
62 Colo. Christian.....	49
64 Colorado Mines.....	80
59 Adams St.....	77
52 Fort Lewis.....	68
68 UC-Colo. Spgs. ■.....	43
66 N.M. Highlands ■.....	68
67 Western St. ■.....	60
55 Mesa St. ■.....	56
62 N.M. Highlands.....	64
60 UC-Colo. Spgs.....	70
52 Mesa St.....	59
62 Western St.....	52
67 Fort Lewis ■.....	70
68 Adams St. ■.....	64

Nickname: ThunderWolves  
 Colors: Red & Blue  
 Arena: Massari Arena  
 Capacity: 5,000; Year Built: 1971  
 AD: Joe Folda  
 SID: Matt Mountin

**UC-COLO. SPGS.**

Colorado Springs, CO 80933 ....II

Coach: Doug Schakel, Central (Iowa) 1964

**2005-06 RESULTS (5-22)**

74 Grand Canyon.....	104
45 Air Force.....	77
68 Grand Canyon ■.....	100
67 Wyoming.....	105
65 Chadron St. ■.....	59
59 Fort Hays St. ■.....	86
78 Regis (Colo.).....	84
50 Metro St.....	82
80 Colorado St.....	106
76 Colo. Christian.....	77
82 Colo. Christian ■.....	96
67 Colorado Mines ■.....	96
66 Northern Colo.....	90
74 Colorado Col.....	60
76 Neb.-Kearney.....	94
60 Western St. ■.....	73
46 Mesa St. ■.....	69
79 N.M. Highlands ■.....	89
43 Colorado St.-Pueblo.....	68
76 Fort Lewis.....	114
58 Adams St.....	80
69 N.M. Highlands.....	63
70 Colorado St.-Pueblo ■.....	60
59 Adams St.....	68
82 Fort Lewis ■.....	81
56 Mesa St.....	68
56 Western St.....	66

Nickname: Mountain Lions  
 Colors: Black & Gold  
 Arena: Lions Den  
 Capacity: 500; Year Built: 1988  
 AD: Steve Kirkham  
 SID: Doug Fitzgerald

**COLUMBIA**

New York, NY 10027.....I

Coach: Joe Jones, Oswego St. 1987

**2005-06 RESULTS (11-16)**

64 New Hampshire ■.....	61
73 Troy ■.....	71
80 Long Island.....	63
55 Stony Brook.....	54
61 Sacred Heart.....	59
66 Army ■.....	67
71 Wagner.....	83
71 Lafayette ■.....	67
68 Notre Dame.....	75

39 St. John's (N.Y.).....	63
54 St. Peter's †.....	63
57 Lehigh ■.....	65
82 CCNY.....	42
64 Princeton.....	68
55 Penn.....	87
58 Cornell.....	57
59 Cornell ■.....	81
59 Harvard ■.....	69
68 Dartmouth ■.....	78
67 Yale.....	74
75 Brown.....	86
59 Penn ■.....	57
65 Princeton ■.....	64
68 Brown ■.....	56
65 Yale ■.....	71
62 Dartmouth.....	69
64 Harvard.....	69

Nickname: Lions  
 Colors: Columbia Blue & White  
 Arena: Levien Gym  
 Capacity: 3,408; Year Built: 1974  
 AD: M. Dianne Murphy  
 SID: Casey Taylor

**COLUMBIA UNION**

Takoma Park, MD 20912 .....II

Coach: Calvin Dunbar, Bishop 1981

**2005-06 RESULTS (6-19)**

84 Kutztown.....	82
72 Dist. Columbia †.....	70
86 West Liberty St. †.....	124
80 UNC Pembroke †.....	79
65 Fayetteville St.....	88
78 Wilmington (Del.).....	75
58 Fairmont St.....	96
81 Kutztown.....	94
65 Maryland Bible.....	73
62 St. Augustine's ■.....	124
70 Davis & Elkins.....	91
51 Goldey-Beacom ■.....	93
67 South Dakota †.....	98
71 St. Paul's.....	118
46 Pitt-Johnstown.....	118
67 Maryland Bible ■.....	73
72 Davis & Elkins ■.....	77
74 Southern Va. ■.....	95
56 Pitt-Johnstown ■.....	77
80 Dist. Columbia.....	74
64 Goldey-Beacom.....	102
65 St. Paul's ■.....	91
77 Shepherd ■.....	82
85 Apprentice ■.....	79
65 Bowie St.....	103

Nickname: Pioneers  
 Colors: Blue, Gold and White  
 Arena: The Pit  
 Capacity: 350; Year Built: 1954  
 AD: Bruce Peifer  
 SID: Wayne Stewart

**COLUMBUS ST.**

Columbus, GA 31907-5645.....II

Coach: Herbert Greene, Auburn 1967

**2005-06 RESULTS (23-9)**

83 Philadelphia U. †.....	66
80 Alas. Anchorage †.....	61
86 Southern Ind. †.....	90
116 Carver Bible ■.....	58
92 West Ga.....	84
82 Morehouse †.....	73
62 GC&SU.....	77
77 Armstrong Atlantic ■.....	65
50 N.C. Central.....	93
64 Virginia Union.....	84
70 N.C. Central ■.....	60
76 S.C.-Aiken ■.....	67
81 Augusta St. ■.....	71

91 Francis Marion ■.....	78
68 UNC Pembroke.....	63
94 S.C. Upstate.....	89
86 GC&SU ■.....	81
75 Armstrong Atlantic.....	84
82 S.C. Upstate ■.....	60
78 Lander.....	77
81 Clayton St. ■.....	89
87 S.C.-Aiken.....	75
70 Augusta St.....	73
77 Lander ■.....	67
78 Francis Marion.....	67
72 Clayton St.....	68
95 UNC Pembroke ■.....	73
74 Lander †.....	81
90 S.C. Upstate †.....	88
69 Virginia Union.....	75

Nickname: Cougars  
 Colors: Red, White & Blue  
 Arena: Lumpkin Center  
 Capacity: 4,500; Year Built: 2000  
 AD: Herbert Greene  
 SID: Mike Peacock

**CONCORD**

Athens, WV 24712 .....II

Coach: Steve Cox, Salem Int'l 1975

**2005-06 RESULTS (16-12)**

73 Carson-Newman.....	79
87 Bluefield St.....	84
97 Pfeiffer †.....	102
79 Carson-Newman ■.....	85
92 West Virginia St. ■.....	118
77 Mount Olive.....	85
89 Clarion †.....	86
90 Claflin †.....	84
90 Newport News ■.....	51
95 West Va. Tech ■.....	90
80 Bluefield St.....	69
82 Pitt-Johnstown ■.....	85
71 Fairmont St.....	72
75 Glenville St. ■.....	80
108 Davis & Elkins ■.....	78
95 West Va. Wesleyan.....	79
94 Shepherd.....	81
115 Alderson-Broaddus ■.....	109
91 Charleston (W.V.).....	89
74 Salem Int'l.....	101
111 West Liberty St. ■.....	102
77 Wheeling Jesuit ■.....	85
86 Ohio Valley.....	71
85 Bluefield St.....	83
100 West Virginia St.....	90
95 Charleston (W.V.) ■.....	71
103 West Va. Tech.....	107
70 West Va. Wesleyan ■.....	72

Nickname: Mountain Lions  
 Colors: Maroon & Gray  
 Arena: Carter Center  
 Capacity: 2,000; Year Built: 1972  
 AD: Greg Quick  
 SID: Chris Javorek

**CONCORDIA (ILL.)**

River Forest, IL 60305-1499 .....III

Coach: Brian Sommerhauser, Denison 1998

**2005-06 RESULTS (11-16)**

70 Greenville †.....	56
61 Blackburn †.....	59
83 North Park.....	73
48 Illinois Col.....	56
72 MacMurray †.....	68
67 Marian (Wis.).....	70
58 Augustana (Ill.) ■.....	75
55 Chicago ■.....	68
52 Lakeland.....	75
71 Babson †.....	60

50 Roberts Wesleyan †	62
44 Knox	67
78 Eureka	68
43 Clarke ■	72
76 Rockford ■	74
83 Aurora	94
71 Benedictine (Ill.) ■	60
73 Concordia (Mich.) †	80
58 Concordia (Wis.)	64
60 Rockford	89
73 Clarke	82
66 Dominican (Ill.)	69
72 Aurora ■	81
70 Benedictine (Ill.)	66
79 Eureka ■	71
73 Benedictine (Ill.) ■	60
78 Clarke	85

Nickname: Cougars  
 Colors: Maroon & Gold  
 Arena: Geiseman Gymnasium  
 Capacity: 2,200; Year Built: 1964  
 AD: Pete Gnan  
 SID: Jim Egan

**CONCORDIA (N.Y.)**

Bronxville, NY 10708 .....III

Coach: John Dwinell, Springfield 1981

**2005-06 RESULTS (11-18)**

53 St. Rose	68
59 Southern N.H. †	84
57 Quinnipiac	106
71 North Fla.	81
64 Bridgeport	85
65 St. Thomas Aquinas	62
65 Queens (N.Y.) ■	78
63 Mercy	65
63 Dowling ■	50
80 Franklin Pierce	66
73 St. Michael's	85
39 Mercyhurst †	66
94 C.W. Post	87
61 New Haven	70
64 Adelphi ■	66
75 Molloy ■	80
75 NYIT ■	67
65 Bridgeport ■	78
70 St. Thomas Aquinas ■	65
64 Queens (N.Y.)	90
78 Mercy ■	71
67 NYIT	71
78 Dowling	66
76 C.W. Post ■	63
82 New Haven ■	76
55 Adelphi	76
87 Molloy	93
77 Molloy	71
30 Adelphi †	62

Nickname: Clippers  
 Colors: Blue & Gold  
 Arena: Meyer Athletic Center  
 Capacity: 1,000; Year Built: 1963  
 AD: Ivan Marquez  
 SID: Craig Boston

**CONCORDIA (WIS.)**

Mequon, WI 53097-2402 .....III

Coach: Wayne Rasmussen, Concordia (Ind.) 1960

**2005-06 RESULTS (8-16)**

72 Wheaton (Ill.)	85
99 McMurry †	115
84 Rockford †	74
65 Wis.-Eau Claire †	74
80 North Park	81
83 Marian (Wis.)	78
71 Milwaukee Engr. ■	83
69 Carroll (Wis.)	71
94 Wis. Lutheran	95

59 Carthage ■	102
72 Marian (Wis.) ■	64
72 Dominican (Ill.) ■	77
84 Edgewood ■	73
60 Lakeland ■	77
81 Maranatha Baptist	74
74 Milwaukee Engr.	77
49 Lakeland	69
71 Concordia (Neb.) ■	80
64 Concordia (Ill.) ■	58
70 Dominican (Ill.)	69
76 Edgewood	81
82 Wis. Lutheran ■	90
97 Maranatha Baptist ■	65
77 Wis. Lutheran	84

Nickname: Falcons  
 Colors: Royal Blue & White  
 Arena: Buuck Fieldhouse  
 Capacity: 2,000; Year Built: 1989  
 AD: Robert M. Barnhill  
 SID: Rick Riehl

**CONCORDIA-AUSTIN**

Austin, TX 78705-2799 .....III

Coach: Stan Bonewitz, Texas Tech 2001

**2005-06 RESULTS (6-18)**

78 Tex. A&M-Corp. Chris	116
104 Austin	98
89 Ozarks (Ark.)	92
71 Mississippi Col. ■	90
97 Louisiana Col. ■	94
62 Texas-Dallas	85
93 Texas-Tyler	106
88 Wis.-Platteville ■	85
89 LeTourneau ■	90
85 East Tex. Baptist ■	99
90 Mary Hardin-Baylor ■	92
74 Texas Lutheran ■	79
97 Schreiner ■	104
112 McMurry	138
79 Hardin-Simmons	87
96 Howard Payne ■	102
118 Sul Ross St. ■	111
108 Howard Payne	113
105 Sul Ross St.	126
73 Mary Hardin-Baylor	87
78 Texas Lutheran	81
105 Schreiner	98
91 McMurry ■	114
71 Hardin-Simmons ■	70

Nickname: Tornados  
 Colors: Purple & White  
 Arena: Woltman Center  
 Capacity: 1,600; Year Built: 1982  
 AD: Linda Lowery  
 SID: Jim Jost

**CONCORDIA-M'HEAD**

Moorhead, MN 56562-3597 ...III

Coach: Duane Siverson, Yankton 1978

**2005-06 RESULTS (6-18)**

63 Wartburg	79
66 Mt. Mercy †	74
71 St. John's (Minn.)	64
80 Gust. Adolphus	87
70 St. Mary's (Minn.) ■	58
78 St. Olaf ■	64
56 Minn. St. Moorhead	78
64 Minn.-Morris ■	63
60 Macalester	61
57 Carleton	62
89 Augsburg ■	63
69 Bethel (Minn.)	74
63 St. Thomas (Minn.) ■	69
77 Hamline	85
48 St. John's (Minn.) ■	68
54 Gust. Adolphus ■	66
38 St. Olaf	61

60 St. Mary's (Minn.)	81
58 Macalester ■	73
69 Carleton ■	71
75 Augsburg	70
62 Bethel (Minn.) ■	80
44 St. Thomas (Minn.)	63
60 Hamline ■	69

Nickname: Cobbers  
 Colors: Maroon & Gold  
 Arena: Memorial Auditorium  
 Capacity: 3,500; Year Built: 1951  
 AD: Larry Papenfuss  
 SID: Jim Cella

**CONCORDIA-ST. PAUL**

St. Paul, MN 55104 .....II

Coach: Ryan Freeberg, Minn. St. Mankato

**2005-06 RESULTS (16-12)**

57 Wis.-River Falls	54
84 Bethany Lutheran ■	58
66 Augustana (S.D.) ■	45
63 Northern Mich. ■	74
63 Regis (Colo.) †	57
57 Colorado St.-Pueblo	42
78 Minn. St. Mankato	95
91 St. John's (Minn.) †	69
86 Johnson & Wales (CO) †	46
77 Minn. Duluth	74
67 St. Cloud St. ■	60
62 Neb.-Omaha ■	57
72 Bemidji St. ■	62
91 Minn.-Crookston ■	47
79 Southwest Minn. St.	87
78 Wayne St. (Neb.)	82
54 Minn. St. Moorhead ■	65
70 Northern St. ■	77
64 Winona St. ■	80
112 North Central (Minn. ■	77
77 Winona St.	92
47 Northern St.	63
56 Minn. St. Moorhead	61
66 Wayne St. (Neb.) ■	56
58 Southwest Minn. St. ■	47
74 Minn.-Crookston	60
60 Bemidji St.	63
52 Northern St.	79

Nickname: Golden Bears  
 Colors: Navy Blue & Vegas Gold  
 Arena: Gangelhoff Center  
 Capacity: 1,000; Year Built: 1993  
 AD: Thomas Rubbelke  
 SID: Jen Foley

**CONNECTICUT**

Storrs, CT 06269 .....I

Coach: Jim Calhoun, American Int'l 1968

**2005-06 RESULTS (30-4)**

75 Pepperdine	56
77 Arkansas †	68
79 Arizona †	70
65 Gonzaga †	63
68 Army ■	54
113 Texas Southern ■	49
78 Massachusetts ■	60
86 New Hampshire ■	44
129 Morehead St. ■	61
85 Stony Brook ■	52
111 Quinnipiac ■	75
79 Marquette	94
67 LSU ■	66
70 Cincinnati ■	59
74 Georgetown ■	67
88 Syracuse	80
71 Louisville	58
66 St. John's (N.Y.) ■	50
76 Providence	62

80 Pittsburgh ■	76
88 Indiana	80
73 Syracuse ■	50
99 Seton Hall	57
64 Villanova	69
81 West Virginia	75
75 Notre Dame ■	74
89 Villanova ■	75
66 South Fla.	53
84 Louisville ■	80
84 Syracuse †	86
72 Albany (N.Y.) †	59
87 Kentucky †	83
98 Washington †	92
84 George Mason †	86

Nickname: Huskies, UConn  
 Colors: National Flag Blue & White  
 Arena: Harry A. Gampel Pavilion  
 Capacity: 10,167; Year Built: 1990  
 AD: Jeffrey A. Hathaway  
 SID: Kyle Muncy

**CONNECTICUT COL.**

New London, CT 06320-4196...III

Coach: Tom Satran, Connecticut Col. 1994

**2005-06 RESULTS (13-11)**

78 Eastern Nazarene ■	53
53 MIT	56
77 Vassar ■	62
86 Mitchell ■	67
76 Clark (Mass.) †	71
84 Skidmore	57
53 Wheaton (Mass.)	60
73 Salve Regina	65
64 Springfield	83
68 Roger Williams	65
74 Rensselaer ■	63
73 Johnson & Wales (R.I.)	54
68 Middlebury	67
66 Williams	68
70 Coast Guard ■	93
53 Trinity (Conn.)	68
52 Amherst ■	83
81 Hunter ■	55
58 Bates	70
65 Tufts	74
60 Colby ■	64
76 Bowdoin ■	58
69 Wesleyan (Conn.) ■	51
48 Amherst	74

Nickname: Camels  
 Colors: Royal Blue & White  
 Arena: Luce Fieldhouse/Gymnasium  
 Capacity: 800; Year Built: 1984  
 AD: Fran Shields  
 SID: Will Tomasian

**COPPIN ST.**

Baltimore, MD 21216-3698 .....I

Coach: Fang Mitchell, Edison St. 1984

**2005-06 RESULTS (12-18)**

65 Charlotte †	82
64 Lehigh †	65
67 Alabama St. †	68
71 Clemson	102
56 Xavier	81
57 UCLA	69
47 Oklahoma	57
42 Illinois	61
51 Pittsburgh	77
53 Michigan	81
54 Michigan St.	78
54 Delaware St.	58
75 Bethune-Cookman	65
75 Florida A&M	70
75 Norfolk St. ■	65
72 Hampton	65

71 N.C. A&T.....	78
68 South Carolina St.....	67
70 Howard ■.....	61
79 Md.-East. Shore ■.....	53
62 Bethune-Cookman ■.....	63
68 Florida A&M ■.....	57
58 Norfolk St.....	54
79 Hampton.....	72
65 N.C. A&T ■.....	64
61 South Carolina St. ■.....	63
66 Howard.....	81
60 Md.-East. Shore.....	65
67 Morgan St. ■.....	63
67 Norfolk St. †.....	79

Nickname: Eagles  
 Colors: Royal Blue & Gold  
 Arena: Coppin Center  
 Capacity: 1,720; Year Built: 1987  
 AD: Yukari Omura/Mary Wanza  
 SID: Roger McAfee

**CORNELL**

Ithaca, NY 14853.....I

Coach: Steve Donahue, Ursinus 1984

**2005-06 RESULTS (13-15)**

75 St. Francis (Pa.) †.....	54
62 Syracuse.....	67
54 Penn St.....	66
69 Colgate ■.....	56
71 Hartford.....	73
43 Lafayette.....	57
45 Quinnipiac ■.....	55
57 Lehigh ■.....	53
39 Bucknell.....	83
74 Army ■.....	39
65 Long Beach St.....	79
71 Washington.....	87
78 Keuka ■.....	52
59 Albany (N.Y.).....	68
44 Penn.....	84
57 Princeton.....	49
57 Columbia ■.....	58
81 Columbia.....	59
63 Dartmouth ■.....	47
79 Harvard ■.....	77
63 Brown.....	59
65 Yale.....	74
68 Princeton ■.....	76
56 Penn ■.....	67
68 Yale ■.....	64
64 Brown ■.....	69
71 Harvard.....	44
64 Dartmouth.....	60

Nickname: Big Red  
 Colors: Carmelian Red & White  
 Arena: Newman Arena  
 Capacity: 4,473; Year Built: 1989  
 AD: J. Andrew Noel  
 SID: Jeremy Hartigan

**CORNELL COLLEGE**

Mt. Vernon, IA 52314-1098.....III

Coach: Mike DeGeorge, Monmouth (Ill.) 1992

**2005-06 RESULTS (3-22)**

112 Grinnell.....	136
61 Mt. Mercy ■.....	78
62 Drake.....	102
53 MacMurray.....	65
66 Clarke.....	67
55 Benedictine (Ill.) ■.....	79
57 Chicago ■.....	61
65 Illinois Col. †.....	69
82 Caltech.....	50
56 Buena Vista ■.....	73
73 Wartburg ■.....	80
58 Dubuque ■.....	82
69 Simpson.....	90

84 Coe.....	89
60 Luther ■.....	57
58 Loras.....	64
81 Central (Iowa) ■.....	85
59 Buena Vista.....	81
65 Coe ■.....	83
79 Central (Iowa).....	69
73 Simpson ■.....	91
65 Luther.....	77
85 Dubuque.....	95
80 Loras ■.....	86
66 Wartburg.....	88

Nickname: Rams  
 Colors: Purple & White  
 Arena: Small Multi-Sport Center  
 Capacity: 2,500; Year Built: 1953  
 AD: Tina Hill  
 SID: Darren Miller

**CORTLAND ST.**

Cortland, NY 13045.....III

Coach: Tom Spanbauer, Cortland St. 1983

**2005-06 RESULTS (24-5)**

77 Trinity (Conn.) †.....	78
85 Gwynedd-Mercy †.....	67
84 Elmira ■.....	52
73 Brockport St.....	72
65 Fredonia St. ■.....	48
86 Alfred.....	76
57 Ithaca.....	55
66 Rochester Inst.....	52
79 Hartwick ■.....	62
72 Rensselaer.....	55
74 Oneonta St.....	62
70 Plattsburgh St.....	58
69 Potsdam St.....	60
76 Utica/Rome.....	70
62 Plattsburgh St. ■.....	41
56 Oswego St. ■.....	59
62 Ithaca ■.....	49
69 Geneseo St.....	57
75 Buffalo St. ■.....	73
74 Utica/Rome.....	67
80 New Paltz St. ■.....	68
61 Brockport St. ■.....	59
71 New Paltz St.....	59
70 Geneseo St. ■.....	76
73 Fredonia St.....	53
99 Buffalo St. ■.....	84
74 Utica/Rome †.....	81
68 Mass.-Boston ■.....	54
65 Tufts ■.....	68

Nickname: Red Dragons  
 Colors: Red & White  
 Arena: Corey Gymnasium  
 Capacity: 3,500; Year Built: 1973  
 AD: Joan Sitterly  
 SID: Fran Elia

**CREIGHTON**

Omaha, NE 68178-0001.....I

Coach: Dana Altman, Eastern N.M. 1980

**2005-06 RESULTS (20-10)**

87 Ark.-Pine Bluff ■.....	55
72 George Mason.....	52
91 Dayton ■.....	90
57 DePaul.....	72
64 Chattanooga.....	69
70 Nebraska ■.....	44
61 Xavier ■.....	59
63 Norfolk St. ■.....	47
78 Missouri St. ■.....	56
50 Illinois St.....	53
69 Bradley.....	86
71 Illinois St. ■.....	52
82 Drake ■.....	69

55 UNI.....	52
69 Indiana St.....	53
80 Bradley ■.....	76
77 Evansville ■.....	58
48 Southern Ill.....	62
57 Wichita St. ■.....	55
63 UNI ■.....	55
72 Drake.....	67
60 Evansville.....	56
67 Southern Ill. ■.....	74
61 Wichita St.....	62
67 Fresno St. ■.....	62
67 Indiana St. ■.....	62
54 Missouri St.....	60
47 Bradley †.....	54
71 Akron ■.....	60
52 Miami (Fla.) ■.....	53

Nickname: Bluejays  
 Colors: Blue & White  
 Arena: Qwest Center OMAHA  
 Capacity: 15,500; Year Built: 2003  
 AD: Bruce D. Rassmussen  
 SID: Rob Anderson

**CROWN (MINN.)**

St. Bonifacius, MN 55387.....III

Coach: Chip Purcell

**2005-06 RESULTS (8-18)**

55 Mayville St.....	79
50 Augsburg ■.....	57
68 St. Olaf ■.....	93
72 St. Mary's (Minn.).....	86
90 Faith Bapt. Bible ■.....	63
75 Pillsbury ■.....	54
78 Trinity Bible (N.D.) ■.....	71
65 Bethel (Minn.).....	90
59 Bethany Lutheran.....	71
66 Martin Luther.....	75
72 Minn.-Morris ■.....	90
80 Presentation ■.....	65
66 Northland.....	82
60 St. Scholastica.....	90
82 Northwestern (Minn.).....	88
46 Presentation.....	64
63 Minn.-Morris.....	96
81 North Central (Minn. ■.....	61
55 Martin Luther ■.....	68
51 Bethany Lutheran ■.....	75
88 North Central (Minn.....	84
65 St. Scholastica ■.....	68
83 Northland ■.....	73
74 Northwestern (Minn.) ■.....	85
96 North Central (Minn. †.....	84
77 Trinity Bible (N.D.) †.....	87

Nickname: Storm  
 Colors: Purple & gold  
 Arena: Storm Field  
 Capacity: 400  
 AD: Jim Hunter  
 SID: To be named

**CURRY**

Milton, MA 02186.....III

Coach: Malcolm Wynn, Illinois St. 1978

**2005-06 RESULTS (13-13)**

57 TCNJ †.....	59
61 Maine Maritime †.....	53
55 Springfield ■.....	67
67 Trinity (Conn.).....	62
65 Chris. Newport.....	68
67 Eastern Nazarene ■.....	50
62 Brandeis.....	74
48 Alvernia.....	80
47 Scranton.....	51
62 Salve Regina ■.....	59
78 Anna Maria.....	53
65 Roger Williams ■.....	70
68 Eastern Nazarene.....	65

48 New England ■.....	49
64 Newbury.....	56
63 Nichols.....	52
55 Salve Regina.....	78
85 Wentworth Inst.....	74
71 New England Col. ■.....	68
55 Colby-Sawyer ■.....	62
75 Nichols ■.....	47
80 Endicott.....	79
87 Anna Maria ■.....	51
73 Roger Williams.....	76
60 Gordon.....	67
49 Endicott.....	67

Nickname: Colonels  
 Colors: Purple & White  
 Arena: Miller Gymnasium  
 Capacity: 300; Year Built: 1952  
 AD: Steve Nelson  
 SID: Ken Golner

**D'YOUVILLE**

Buffalo, NY 14201.....III

Coach: Mick Fallis, Purdue 1991

**2005-06 RESULTS (4-22)**

55 Fredonia St. ■.....	61
66 DePauw.....	111
65 Maryville (Mo.) †.....	104
63 Phila. Bible.....	73
58 Cazenovia ■.....	71
48 Medaille †.....	57
60 Hilbert †.....	66
72 Medaille.....	56
51 Hilbert ■.....	66
55 Penn St.-Berks ■.....	58
55 Bethany (W.V.).....	105
50 Keystone.....	85
56 Baptist Bible (Pa.).....	76
65 Rochester Inst.....	116
60 Bard ■.....	47
65 Keuka ■.....	61
76 Cazenovia.....	89
52 Villa Julie ■.....	95
49 Keystone ■.....	100
63 Chestnut Hill.....	68
74 Purchase St.....	69
47 Baptist Bible (Pa.) ■.....	90
60 Polytechnic (N.Y.) ■.....	61
47 Keuka.....	62
67 Bard.....	78
65 Keystone.....	83

Nickname: Spartans  
 Colors: Red & Black  
 Arena: College Center  
 Capacity: 500  
 AD: Brian M. Cavanaugh  
 SID: To be named

**DALLAS**

Irving, TX 75062.....III

Coach: Brian Stanfield, Drury 1990

**2005-06 RESULTS (5-20)**

44 Austin ■.....	47
57 Millsaps ■.....	60
53 Caltech ■.....	44
42 Kalamazoo †.....	70
59 Rhodes.....	65
56 Southwestern (Tex.).....	79
43 Washington-St. Louis.....	67
66 Swarthmore †.....	53
74 Dallas Christian ■.....	78
48 Albion †.....	74
74 Hendrix.....	87
61 Hendrix ■.....	64
51 Southwestern (Tex.) ■.....	67
39 Millsaps.....	69
46 Rust.....	104
51 Fisk.....	79
69 LaGrange.....	85

82 Ashford ■.....	60
75 Dallas Christian ■.....	67
59 Colorado Col. ■.....	67
65 Rust ■.....	103
49 Trinity (Tex.).....	63
50 Colorado Col.....	53
65 UC Santa Cruz †.....	71
78 Penn St.-New Kens. ■.....	59

Nickname: Crusaders  
 Colors: Navy & White  
 Arena: Maher Athletic Center  
 Capacity: 1,000; Year Built: 1965  
 AD: Richard L. Strockbine  
 SID: Ryan Frey

**DANIEL WEBSTER**

Nashua, NH 03063-1300.....III

Coach: Chad B. Davis, Plymouth St.  
 1992

**2005-06 RESULTS (0-25)**

45 Coast Guard ■.....	83
45 Framingham St.....	69
33 Johnson & Wales (R.I. ■.....	61
60 Wentworth Inst.....	84
65 Emerson.....	85
53 Lyndon St. ■.....	77
50 New England Col.....	81
75 Johnson St. ■.....	90
44 Southern Vt. ■.....	88
61 Albertus Magnus.....	97
58 Emmanuel (Mass.) ■.....	96
50 Western New Eng. ■.....	82
55 Suffolk.....	86
55 Norwich.....	88
73 Albertus Magnus ■.....	90
58 Emerson ■.....	86
48 Rivier ■.....	68
51 Western New Eng.....	107
40 Johnson & Wales (R.I.).....	89
45 Norwich ■.....	89
80 Suffolk ■.....	95
58 Rivier.....	87
73 Southern Vt.....	87
43 Newbury ■.....	76
47 Emmanuel (Mass.).....	100

Nickname: Eagles  
 Colors: Navy & White, Red  
 Arena: Vagge Gymnasium  
 Capacity: 600; Year Built: 1977  
 AD: John Griffith  
 SID: Greg Andruskevich

**DARTMOUTH**

Hanover, NH 03755 .....I

Coach: Terry Dunn, Northern Colo.  
 1977

**2005-06 RESULTS (6-21)**

61 Boston College.....	80
66 UC Davis ■.....	61
64 Colgate.....	65
55 Maine †.....	64
59 Hofstra †.....	74
77 Quinnipiac.....	88
46 Vermont ■.....	77
60 New Mexico.....	66
78 Radford †.....	85
65 Colorado.....	83
55 Army.....	42
65 Harvard.....	78
48 Stony Brook ■.....	51
53 Harvard ■.....	65
59 New Hampshire.....	71
70 Brown.....	73
55 Yale.....	72
47 Cornell.....	63
78 Columbia.....	68
51 Penn ■.....	70
49 Princeton ■.....	52

72 Yale ■.....	64
58 Brown ■.....	46
60 Princeton.....	63
52 Penn.....	68
69 Columbia ■.....	62
60 Cornell ■.....	64

Nickname: Big Green  
 Colors: Dartmouth Green and White  
 Arena: Leede Arena  
 Capacity: 2,100; Year Built: 1986  
 AD: Jo Ann Harper  
 SID: Kathy Slattery Phillips

**DAVIDSON**

Davidson, NC 28035 .....I

Coach: Bob McKillop, Hofstra 1972

**2005-06 RESULTS (20-11)**

55 Duke.....	84
66 Massachusetts ■.....	63
100 St. Joseph's ■.....	94
81 Charlotte.....	85
102 Appalachian St.....	69
82 Missouri.....	73
80 Catholic ■.....	56
112 St. Mary's (Md.) ■.....	59
80 Syracuse.....	90
108 Clark (Mass.) ■.....	57
67 Ill.-Chicago.....	76
58 North Carolina.....	82
80 Wofford ■.....	62
85 Citadel ■.....	49
66 Furman.....	70
80 Col. of Charleston.....	70
83 Ga. Southern ■.....	58
59 Chattanooga.....	65
79 Elon ■.....	60
65 Princeton ■.....	50
70 Western Caro. ■.....	77
92 UNC Greensboro ■.....	73
71 Wofford.....	84
81 Citadel.....	77
77 Furman ■.....	59
73 Ga. Southern.....	76
65 Col. of Charleston ■.....	63
79 Citadel †.....	73
65 Elon †.....	58
80 Chattanooga †.....	55
62 Ohio St. †.....	70

Nickname: Wildcats  
 Colors: Red & Black  
 Arena: Belk Arena  
 Capacity: 5,700; Year Built: 1989  
 AD: James E. Murphy III  
 SID: Rick Bender

**DAVIS & ELKINS**

Elkins, WV 26241-3996 .....II

Coach: Amrit Rayfield, Davis & Elkins  
 1997

**2005-06 RESULTS (6-24)**

50 Goldey-Beacom.....	55
71 East Stroudsburg ■.....	77
95 St. Andrews.....	104
70 Goldey-Beacom ■.....	80
61 Ferrum.....	68
42 Fairmont St.....	69
63 Shepherd.....	72
56 Ferrum ■.....	63
91 Columbia Union ■.....	70
77 P.R.-Cayey.....	72
72 P.R.-Rio Piedras.....	65
71 Shenandoah ■.....	82
58 Wheeling Jesuit.....	94
74 West Liberty St. ■.....	101
87 Ohio Valley ■.....	70
74 West Va. Wesleyan ■.....	77
51 Charleston (W.V.).....	81
78 Concord.....	108

77 Columbia Union.....	72
64 West Va. Tech ■.....	72
68 West Virginia St. ■.....	95
50 Salem Int'l ■.....	98
64 Alderson-Broaddus.....	76
87 Glenville St.....	97
78 Shepherd ■.....	73
62 Alderson-Broaddus ■.....	98
59 Bluefield St.....	68
68 Glenville St. ■.....	83
71 West Va. Wesleyan.....	77
56 West Virginia St.....	101

Nickname: Senators  
 Colors: Scarlet & White  
 Arena: Memorial Gymnasium  
 Capacity: 1,875; Year Built: 1950  
 AD: Ralph Hill  
 SID: Meghan Maxwell

**DAYTON**

Dayton, OH 45469 .....I

Coach: Brian Gregory, Oakland 1990

**2005-06 RESULTS (14-17)**

81 Tennessee Tech ■.....	60
42 Miami (Ohio).....	58
67 Morehead St. ■.....	41
90 Creighton.....	91
75 Cincinnati.....	66
63 Pepperdine ■.....	45
59 Grambling ■.....	55
61 Central Mich. ■.....	36
54 DePaul ■.....	61
63 Ark.-Monticello ■.....	46
73 Florida A&M ■.....	48
63 Cincinnati †.....	81
67 UNI †.....	74
60 Vanderbilt ■.....	63
56 Fordham.....	66
65 Charlotte ■.....	73
50 Richmond.....	58
51 Temple ■.....	53
85 Duquesne ■.....	63
78 St. Bonaventure ■.....	58
55 Xavier.....	60
77 St. Joseph's ■.....	69
49 Charlotte.....	62
67 George Washington.....	81
46 St. Louis ■.....	44
71 La Salle.....	74
66 Xavier ■.....	62
47 Massachusetts.....	66
72 St. Louis.....	70
56 Rhode Island ■.....	65
55 St. Joseph's †.....	67

Nickname: Flyers  
 Colors: Red & Blue  
 Arena: University of Dayton Arena  
 Capacity: 13,266; Year Built: 1969  
 AD: Ted Kissell  
 SID: Doug Hauschild

**DEPAUL**

Chicago, IL 60614 .....I

Coach: Jerry Wainwright, Colorado Col.  
 1968

**2005-06 RESULTS (12-15)**

60 Bradley ■.....	75
59 Northwestern ■.....	49
68 Northern Ill.....	77
72 Creighton ■.....	57
52 Bucknell ■.....	57
70 UAB ■.....	66
61 Dayton.....	54
84 Wake Forest.....	81
43 Old Dominion.....	87
68 California †.....	65
72 Florida Int'l ■.....	60
60 Cincinnati.....	82

73 Notre Dame ■.....	67
65 Pittsburgh.....	73
68 Rutgers ■.....	78
79 Marquette ■.....	82
75 Providence.....	76
47 Marquette.....	62
44 Georgetown ■.....	64
80 South Fla.....	66
60 Providence.....	61
51 Villanova ■.....	61
52 St. John's (N.Y.).....	48
53 Louisville.....	65
67 Seton Hall ■.....	64
108 Syracuse ■.....	69
61 Notre Dame.....	66

Nickname: Blue Demons  
 Colors: Royal Blue & Scarlet  
 Arena: Allstate Arena  
 Capacity: 17,500; Year Built: 1980  
 AD: Jean Lenti Ponsetto  
 SID: Scott Reed

**DEPAUW**

Greencastle, IN 46135.....III

Coach: Bill Fenlon, Northwestern 1979

**2005-06 RESULTS (15-13)**

66 Ohio Northern †.....	74
70 Albion.....	78
111 D'Youville ■.....	66
88 Manchester ■.....	83
57 Wabash.....	68
85 Hendrix.....	92
63 Rhodes.....	60
104 Illinois Tech ■.....	79
87 Earlham †.....	90
36 Northwestern.....	69
88 Kalamazoo †.....	65
72 Transylvania †.....	76
52 Rose-Hulman.....	69
88 Centre ■.....	90
100 Sewanee ■.....	81
83 Millsaps.....	89
92 Oglethorpe.....	77
70 Southwestern (Tex.) ■.....	73
70 Trinity (Tex.) ■.....	64
87 Hendrix ■.....	79
110 Rhodes ■.....	88
69 Centre.....	76
95 Sewanee.....	86
78 Rose-Hulman ■.....	65
76 Rose-Hulman †.....	54
74 Rhodes.....	54
64 Centre †.....	61
68 Wis.-Whitewater.....	76

Nickname: Tigers  
 Colors: Old Gold & Black  
 Arena: Neal Fieldhouse  
 Capacity: 2,800; Year Built: 1982  
 AD: Page Cotton Jr.  
 SID: Bill Wagner

**DEFIANCE**

Defiance, OH 43512 .....III

Coach: Jonathan Miller, Hanover

**2005-06 RESULTS (9-16)**

61 Wilmington (Ohio) †.....	74
81 Thomas More †.....	63
87 Heidelberg ■.....	66
82 Oberlin.....	51
84 Ind.-East ■.....	66
81 Bethel (Ind.) ■.....	73
55 Ohio Northern.....	82
50 Olivet.....	68
54 Hood †.....	51
57 Benedictine (Ill.) ■.....	54
47 Transylvania ■.....	54
77 Franklin.....	87
72 Manchester ■.....	67



64 Mt. St. Joseph.....	66
57 Anderson (Ind.) ■.....	64
62 Hanover ■.....	64
60 Bluffton.....	68
59 Franklin ■.....	66
62 Manchester.....	63
54 Mt. St. Joseph ■.....	68
71 Anderson (Ind.).....	90
72 Hanover.....	90
82 Bluffton ■.....	54
53 Transylvania.....	85
78 Transylvania.....	87

Nickname: Yellow Jackets  
 Colors: Purple & Gold  
 Arena: Weaner Community Center  
 Capacity: 1,800; Year Built: 1964  
 AD: Dick Kaiser  
 SID: Nate Jorgensen

**DELAWARE**

Newark, DE 19716.....I

Coach: David Henderson, Duke 1986

**2005-06 RESULTS (9-21)**

77 Citadel †.....	57
67 Stetson †.....	64
57 North Carolina St.....	73
72 Georgia St.....	99
48 Marist.....	64
84 UMBC.....	85
65 Hofstra.....	79
84 Rider.....	89
89 UNC Greensboro ■.....	77
79 Central Conn. St. ■.....	73
86 Loyola (Md.) ■.....	99
58 UNC Wilmington ■.....	71
56 George Mason.....	70
71 Northeastern.....	73
92 Towson ■.....	96
95 James Madison ■.....	68
44 Drexel.....	55
52 Va. Commonwealth ■.....	56
76 Towson.....	61
52 George Mason ■.....	57
62 Hofstra ■.....	77
64 James Madison.....	74
54 UNC Wilmington.....	70
75 Drexel ■.....	68
57 William & Mary.....	52
40 Cleveland St.....	52
66 Northeastern ■.....	80
53 Old Dominion ■.....	69
52 Drexel †.....	49
56 UNC Wilmington †.....	69

Nickname: Fightin' Blue Hens  
 Colors: Blue & Gold  
 Arena: Bob Carpenter Center  
 Capacity: 5,000; Year Built: 1992  
 AD: Edgar N. Johnson  
 SID: Kevin Tritt

**DELAWARE ST.**

Dover, DE 19901.....I

Coach: Greg Jackson, St. Paul's 1982

**2005-06 RESULTS (21-14)**

37 UCLA.....	56
65 Kent St.....	56
42 Rutgers.....	49
51 Austin Peay †.....	57
44 Wichita St. †.....	62
54 Northwestern.....	61
73 Jacksonville St.....	62
49 Michigan.....	69
46 Bradley.....	68
48 Marquette.....	60
54 Maryland.....	68
51 Buffalo ■.....	56
58 Coppin St. ■.....	54
66 South Carolina St. ■.....	60

56 N.C. A&T ■.....	52
60 Howard.....	46
70 Md.-East. Shore.....	67
61 Hampton.....	58
57 Norfolk St.....	54
61 Florida A&M ■.....	50
68 Bethune-Cookman ■.....	58
51 South Carolina St.....	63
48 N.C. A&T.....	45
59 Howard ■.....	50
64 Md.-East. Shore ■.....	48
88 Hampton ■.....	77
59 Norfolk St. ■.....	50
61 Florida A&M.....	58
71 Bethune-Cookman †.....	72
52 Morgan St.....	43
59 Howard †.....	47
63 South Carolina St. †.....	51
56 Hampton †.....	60
58 Northern Ariz.....	53
54 Louisville.....	71

Nickname: Hornets  
 Colors: Red & Columbia Blue  
 Arena: Memorial Hall  
 Capacity: 3,000; Year Built: 1982  
 AD: Chuck Bell  
 SID: Dennis Jones

**DELAWARE VALLEY**

Doylestown, PA 18901-2699....III

Coach: Denny Surovec, Penn St. 1997

**2005-06 RESULTS (5-20)**

125 Westminster (Pa.).....	129
66 St. John Fisher †.....	91
62 Richard Stockton ■.....	83
67 FDU-Florham.....	76
49 King's (Pa.) ■.....	54
49 Lebanon Valley.....	78
83 Gwynedd-Mercy.....	93
86 Arcadia ■.....	78
80 Chestnut Hill.....	74
72 Eastern ■.....	74
61 Moravian.....	78
76 Vassar ■.....	70
59 Drew ■.....	58
42 Wilkes.....	89
61 DeSales.....	71
56 Lycoming ■.....	57
45 Scranton.....	61
60 King's (Pa.).....	86
61 FDU-Florham ■.....	63
85 Lincoln (Pa.) ■.....	126
93 Wilkes ■.....	84
66 Drew.....	70
68 Scranton ■.....	82
43 DeSales ■.....	62
85 Lycoming.....	93

Nickname: Aggies  
 Colors: Green & Gold  
 Arena: James Work Gymnasium  
 Capacity: 1,800; Year Built: 1969  
 AD: Frank Wolfgang  
 SID: Matthew Levy

**DELTA ST.**

Cleveland, MS 38733.....II

Coach: Steve Rives, Mississippi Col. 1972

**2005-06 RESULTS (30-2)**

90 Tougaloo.....	60
102 Miles ■.....	68
97 Lane ■.....	65
83 Bellarmine.....	77
89 North Ala.....	95
89 Tougaloo ■.....	78
106 Arizona Bible ■.....	69
76 Bellarmine ■.....	65
82 Lamar.....	73

64 Henderson St. ■.....	58
82 Harding.....	68
117 Palm Beach Atl. ■.....	67
73 Ark.-Monticello ■.....	58
77 Southern Ark. ■.....	62
64 Central Ark.....	58
84 Christian Bros. ■.....	40
80 Ouachita Baptist.....	60
84 Arkansas Tech ■.....	59
67 Henderson St.....	63
90 Harding ■.....	78
90 Central St. (Ohio).....	84
63 Ark.-Monticello.....	60
67 Southern Ark.....	63
74 Central Ark. ■.....	69
81 Christian Bros.....	76
73 Ouachita Baptist ■.....	67
78 Arkansas Tech.....	61
74 Valdosta St. †.....	70
74 Ala.-Huntsville †.....	72
71 Montevallo †.....	67
76 Stillman †.....	70
68 Ark.-Monticello ■.....	83

Nickname: Statesmen  
 Colors: Forest Green & White  
 Arena: Walter Sillers Coliseum  
 Capacity: 4,000; Year Built: 1961  
 AD: Bradley Teague  
 SID: Matt Jones

**DENISON**

Granville, OH 43023.....III

Coach: Bob Ghilani, Ohio St.-Newark 1981

**2005-06 RESULTS (10-16)**

57 Rose-Hulman †.....	73
74 Colby †.....	71
78 Muskingum †.....	77
89 Marietta †.....	111
73 Wooster ■.....	109
52 Wittenberg.....	70
52 Akron.....	123
53 Bluffton ■.....	76
73 Wabash ■.....	85
57 Capital.....	91
79 Alfred †.....	68
68 Alma †.....	56
58 Ohio Wesleyan.....	91
82 Oberlin.....	74
81 Allegheny.....	78
64 Kenyon ■.....	61
80 Hiram.....	72
72 Earlham.....	66
49 Wittenberg ■.....	74
74 Oberlin ■.....	65
80 Wabash.....	92
70 Kenyon.....	82
61 Allegheny ■.....	77
59 Earlham ■.....	80
80 Hiram.....	82
61 Wittenberg.....	83

Nickname: Big Red  
 Colors: Red & White  
 Arena: Livingston Gymnasium  
 Capacity: 3,500; Year Built: 1949  
 AD: Larry Scheiderer  
 SID: Craig Hicks

**DENVER**

Denver, CO 80208.....I

Coach: Terry Carroll, UNI 1978

**2005-06 RESULTS (16-15)**

80 Kennesaw St. †.....	66
44 Southern Miss. †.....	30
52 Ill.-Chicago †.....	48
58 Colorado St. †.....	64
78 Northern Ariz. ■.....	63

69 Montana St. ■.....	66
78 South Dakota St.....	81
66 North Dakota St.....	79
49 Stanford.....	71
76 Montana St.....	84
65 Sacramento St.....	79
69 Wyoming.....	64
67 New Orleans ■.....	48
75 La.-Lafayette ■.....	63
79 Northern Colo.....	73
80 Florida Int'l ■.....	55
70 North Texas.....	72
61 Arkansas St.....	72
52 Ark.-Little Rock.....	62
69 South Ala. ■.....	60
69 Troy ■.....	61
54 New Orleans.....	64
38 La.-Lafayette.....	49
70 Western Ky. ■.....	71
72 Middle Tenn.....	62
85 Northern Colo. ■.....	80
79 North Texas ■.....	73
65 South Ala.....	74
68 Troy.....	79
58 Middle Tenn.....	57
65 South Ala. †.....	75

Nickname: Pioneers  
 Colors: Crimson & Gold  
 Arena: Magness Arena  
 Capacity: 7,200; Year Built: 1999  
 AD: Peggy Bradley-Doppes  
 SID: Josh Waldman

**DESALES**

Center Valley, PA 18034-9568....III

Coach: Scott Coval, William & Mary 1986

**2005-06 RESULTS (16-10)**

60 York (Pa.) †.....	74
63 Bridgewater (Va.) †.....	45
94 Moravian.....	67
77 Misericordia.....	59
53 Drew.....	65
68 Wilkes.....	71
88 Cabrini ■.....	72
80 Albright ■.....	65
76 Lancaster Bible.....	56
85 Briarcliffe ■.....	64
111 Westminster (Pa.) ■.....	90
70 FDU-Florham ■.....	65
70 King's (Pa.).....	77
71 Delaware Valley ■.....	61
58 Scranton ■.....	62
77 Lycoming.....	69
85 Wilkes.....	74
81 Penn St.-Berks ■.....	52
72 Drew ■.....	56
58 King's (Pa.) ■.....	80
70 Muhlenberg.....	72
82 FDU-Florham.....	78
61 Lycoming ■.....	71
62 Delaware Valley.....	43
56 Scranton.....	64
72 Albright ■.....	82

Nickname: Bulldogs  
 Colors: Navy Blue & Scarlet  
 Arena: Billera Hall  
 Capacity: 1,000; Year Built: 1964  
 AD: Scott Coval  
 SID: B.J. Spigelmyer

**DETROIT**

Detroit, MI 48219-0900.....I

Coach: Perry Watson, Eastern Mich. 1972

**2005-06 RESULTS (16-16)**

80 Rochester College ■.....	61
61 Drake.....	69

56 Oklahoma St. ....	90
56 Shawnee St. † .....	51
60 Buffalo † .....	60
64 Eastern Mich. ....	60
77 Western Mich. ■ .....	74
58 Wright St. ....	69
71 Missouri St. ....	85
69 Canisius ■ .....	68
68 Chicago St. ■ .....	65
55 Ohio .....	56
48 Louisville .....	56
35 South Carolina .....	65
60 Wis.-Green Bay ■ .....	57
73 Loyola (Ill.) ■ .....	67
68 Youngstown St. ■ .....	63
53 Cleveland St. ....	59
52 Butler .....	64
71 Wis.-Milwaukee ■ .....	72
76 Ill.-Chicago ■ .....	65
63 Loyola (Ill.) .....	68
42 Wis.-Green Bay .....	45
84 Cleveland St. ■ .....	73
57 Ill.-Chicago .....	63
70 Wright St. ■ .....	66
65 Youngstown St. ....	54
65 Toledo ■ .....	63
57 Wis.-Milwaukee .....	76
73 Butler ■ .....	71
92 Cleveland St. ■ .....	58
55 Loyola (Ill.) † .....	64

Nickname: Titans  
 Colors: Red, White & Blue  
 Arena: Carlihan Hall  
 Capacity: 8,295; Year Built: 1952  
 AD: Bradford E. Kinsman  
 SID: Mark Engel

**DICKINSON**

Carlisle, PA 17013.....III

Coach: Dennis Csensits, DeSales 1990

**2005-06 RESULTS (6-19)**

63 Bridgewater (Va.) ■ .....	50
46 York (Pa.) ■ .....	68
57 Lebanon Valley ■ .....	68
68 Wesley ■ .....	73
69 McDaniel ■ .....	48
74 Washington (Md.) ■ .....	81
59 Frank. & Marsh. ....	54
62 Johns Hopkins ■ .....	68
52 Lafayette .....	72
57 Moravian .....	85
88 Lancaster Bible .....	61
53 Swarthmore .....	68
53 Ursinus .....	72
49 Haverford ■ .....	52
55 Washington (Md.) .....	65
59 Gettysburg ■ .....	76
73 Johns Hopkins .....	86
66 Muhlenberg .....	85
79 Swarthmore ■ .....	62
53 McDaniel .....	61
65 Ursinus ■ .....	80
69 Frank. & Marsh. ■ .....	70
75 Haverford .....	93
73 Muhlenberg ■ .....	72
70 Gettysburg .....	77

Nickname: Red Devils  
 Colors: Red & White  
 Arena: Kline Center  
 Capacity: 2,000; Year Built: 1980  
 AD: Leslie J. Poolman  
 SID: Charlie McGuire

**DIST. COLUMBIA**

Washington, DC 20008.....II

Coach: Julius Smith, Morehouse 1979

**2005-06 RESULTS (1-22)**

70 Columbia Union † .....	72
---------------------------	----

49 Pitt-Johnstown .....	82
55 St. Paul's .....	85
42 Virginia Union .....	95
50 Clarion ■ .....	81
42 Salem Int'l ■ .....	77
68 St. Augustine's ■ .....	99
76 West Va. Tech .....	86
59 South Dakota ■ .....	76
56 Alderson-Broaddus ■ .....	68
54 Bowie St. ....	78
67 St. Augustine's .....	76
61 St. Paul's ■ .....	63
64 Pitt-Johnstown ■ .....	78
60 Cheyney .....	67
45 Winston-Salem .....	83
61 Cheyney ■ .....	68
74 Columbia Union .....	80
44 Fla. Gulf Coast .....	76
72 Johnson & Wales (SC) † .....	61
52 Claflin † .....	76
63 Virginia Union ■ .....	86
52 Pitt-Johnstown .....	94

Nickname: Firebirds  
 Colors: Red & Yellow  
 Arena: Physical Activities Center  
 Capacity: 3,000; Year Built: 1976  
 AD: Harold Merritt  
 SID: Bernard S. Payton

**DOMINICAN (ILL.)**

River Forest, IL 60305.....III

Coach: Mark White, Macalester 1984

**2005-06 RESULTS (13-13)**

60 Blackburn ■ .....	46
76 Greenville ■ .....	65
68 Aurora .....	64
77 MacMurray † .....	67
56 Illinois Col. ....	65
59 Milwaukee Engr. ■ .....	66
67 Marian (Wis.) .....	71
68 Maranatha Baptist ■ .....	45
71 Wis. Lutheran .....	64
66 Westminster (Mo.) ■ .....	52
60 Southwestern (Tex.) † .....	75
46 Trinity (Tex.) .....	53
80 Maranatha Baptist .....	52
54 Benedictine (Ill.) ■ .....	61
77 Concordia (Wis.) .....	72
50 Lakeland ■ .....	64
72 Edgewood ■ .....	80
87 Wis. Lutheran ■ .....	80
71 Marian (Wis.) ■ .....	68
70 Edgewood .....	73
51 Lakeland .....	77
69 Concordia (Wis.) ■ .....	70
64 Eureka .....	47
58 Milwaukee Engr. .....	72
69 Concordia (Ill.) ■ .....	66
58 Edgewood .....	72

Nickname: Stars  
 Colors: Royal Blue, Black & White  
 Arena: IGINI Sports Forum  
 Capacity: 1,000; Year Built: 1985  
 AD: Erick Baumann  
 SID: Ken Trendel

**DOMINICAN (N.Y.)**

Orangeburg, NY 10962-1299...II

Coach: Joe Clinton, Union (N.Y.) 1983

**2005-06 RESULTS (13-17)**

63 Adelphi ■ .....	72
76 Queens (N.Y.) ■ .....	77
71 Post .....	58
66 Phila. Sciences .....	63
69 Nyack .....	87
74 Felician ■ .....	75
57 Philadelphia U. ■ .....	65

77 Molloy ■ .....	87
72 NYIT ■ .....	78
84 Mercy ■ .....	61
76 Holy Family .....	81
78 Caldwell ■ .....	86
45 Goldey-Beacom .....	58
84 Bloomfield ■ .....	88
72 NJIT .....	62
58 Post ■ .....	74
88 Wilmington (Del.) .....	87
72 Phila. Sciences ■ .....	65
53 Caldwell .....	56
87 Nyack ■ .....	83
71 Philadelphia U. ....	74
74 NJIT ■ .....	71
119 Bloomfield .....	121
74 Holy Family ■ .....	67
80 Felician .....	74
58 Goldey-Beacom ■ .....	56
88 Wilmington (Del.) ■ .....	92
76 Caldwell .....	73
73 Holy Family † .....	71
64 Bloomfield † .....	70

Nickname: Chargers  
 Colors: Black & Red  
 Arena: Hennessy Center  
 Capacity: 1,000; Year Built: 1990  
 AD: Joseph S. Clinton  
 SID: Kelly-Ann Di Giulio

**DOWLING**

Oakdale, NY 11769.....II

Coach: Mike Voyack, St. John's (N.Y.) 1995

**2005-06 RESULTS (6-21)**

72 Holy Family † .....	65
70 Bowie St. ....	91
50 Fairleigh Dickinson .....	96
60 Caldwell .....	74
94 NYIT ■ .....	89
55 New Haven .....	60
46 Southern Conn. St. ■ .....	49
59 St. Thomas Aquinas ■ .....	76
50 Concordia (N.Y.) .....	63
45 Stonehill .....	70
52 American Int'l .....	56
67 Queens (N.Y.) .....	76
40 Adelphi ■ .....	70
52 Molloy .....	54
69 Mercy ■ .....	57
80 C.W. Post .....	76
58 Bridgeport ■ .....	73
82 Queens (N.Y.) ■ .....	85
54 NYIT .....	64
67 New Haven ■ .....	45
56 St. Thomas Aquinas .....	63
66 Concordia (N.Y.) ■ .....	78
38 Adelphi .....	53
71 Molloy ■ .....	75
56 Mercy .....	60
78 C.W. Post ■ .....	70
62 Bridgeport .....	97

Nickname: Golden Lions  
 Colors: Navy & Vegas Gold  
 Arena: Lasalle Center  
 Capacity: 1,500  
 AD: Rick Cole Jr.  
 SID: Jennifer Mischke

**DRAKE**

Des Moines, IA 50311-4505.....I

Coach: Tom Davis, Wis.-Platteville 1960

**2005-06 RESULTS (12-19)**

69 Detroit ■ .....	61
85 Shawnee St. ■ .....	36
84 Boston College † .....	87
86 TCU † .....	79
102 Cornell College ■ .....	62

74 Iowa St. ■ .....	89
69 North Dakota St. ■ .....	68
72 Montana ■ .....	78
82 San Jose St. ....	64
60 Iowa .....	65
73 Southern Utah ■ .....	60
79 Evansville .....	68
50 Southern Ill. ....	64
79 Missouri St. ■ .....	85
75 Bradley ■ .....	73
69 Creighton .....	82
76 Indiana St. ■ .....	59
46 Southern Ill. ■ .....	47
77 Indiana St. ....	68
72 UNI .....	91
62 Wichita St. ....	85
49 UNI ■ .....	51
59 Missouri St. ....	84
67 Creighton ■ .....	72
45 Illinois St. ■ .....	41
68 Evansville ■ .....	69
56 Illinois St. ....	58
67 UC Irvine .....	70
58 Wichita St. ■ .....	60
66 Bradley .....	86
63 Indiana St. † .....	72

Nickname: Bulldogs  
 Colors: Blue & White  
 Arena: Drake Knapp Center  
 Capacity: 7,002; Year Built: 1992  
 AD: Sandy Hatfield Clubb  
 SID: Mike Mahon

**DREW**

Madison, NJ 07940.....III

Coach: Walter Townes, Clark (Mass.) 1984

**2005-06 RESULTS (9-16)**

83 Immaculata ■ .....	67
49 New York U. ■ .....	72
64 Swarthmore .....	60
65 DeSales ■ .....	53
38 Scranton .....	72
64 Moravian ■ .....	73
65 Stevens Institute ■ .....	70
68 Ursinus .....	86
70 Union (N.Y.) † .....	66
71 Hiram † .....	68
74 Haverford ■ .....	57
64 Catholic .....	67
70 Brockport St. † .....	81
58 Delaware Valley .....	59
47 Lycoming ■ .....	51
62 FDU-Florham ■ .....	56
59 Wilkes .....	78
62 King's (Pa.) ■ .....	81
53 Scranton .....	51
56 DeSales .....	72
51 Lycoming .....	62
70 Delaware Valley ■ .....	66
51 FDU-Florham .....	54
67 King's (Pa.) .....	83
55 Wilkes ■ .....	70

Nickname: Rangers  
 Colors: Green & Blue  
 Arena: Baldwin Gym  
 Capacity: 800; Year Built: 1958  
 AD: Connee Zotos  
 SID: Jennifer Brauner

**DREXEL**

Philadelphia, PA 19104.....I

Coach: Bruiser Flint, St. Joseph's 1987

**2005-06 RESULTS (15-16)**

54 Princeton .....	41
72 Sam Houston St. ■ .....	61
72 Rider ■ .....	60
68 Duke † .....	78

56 UCLA †.....	57
60 Penn.....	68
59 St. Joseph's ■.....	69
50 La Salle †.....	62
68 James Madison ■.....	57
61 Old Dominion ■.....	42
54 Fairleigh Dickinson.....	49
56 Ball St. ■.....	51
53 Monmouth.....	49
57 William & Mary.....	46
60 Va. Commonwealth.....	62
60 UNC Wilmington ■.....	66
60 Northeastern.....	63
73 Georgia St. ■.....	57
55 Delaware ■.....	44
69 Towson ■.....	61
67 Old Dominion.....	74
75 Hofstra ■.....	76
58 UNC Wilmington.....	65
80 Towson.....	84
83 Northeastern ■.....	47
68 Delaware.....	75
48 George Mason.....	67
56 Vermont ■.....	42
61 William & Mary ■.....	56
68 Hofstra.....	70
49 Delaware †.....	52

Nickname: Dragons  
 Colors: Navy Blue & Gold  
 Arena: Daskalakis Athletic Center  
 Capacity: 2,300; Year Built: 1975  
 AD: Eric A. Zillmer  
 SID: Mike Tuberosa

**DRURY**

Springfield, MO 65802 .....II

Coach: Steve Hesser, Oklahoma St.  
 1980

**2005-06 RESULTS (21-9)**

74 John Brown ■.....	65
67 Southwest Baptist ■.....	81
78 Hannibal-La Grange ■.....	55
83 St. Gregory's ■.....	45
69 Bellarmine.....	64
46 Northern Ky.....	64
98 Quincy ■.....	91
66 SIU Edwardsville ■.....	63
81 Eastern N.M. †.....	63
67 Mo. Southern St. †.....	76
85 Central Okla. ■.....	70
60 Rockhurst.....	64
69 Indianapolis.....	64
83 St. Joseph's (Ind.).....	105
65 Southern Ind. ■.....	69
82 Ky. Wesleyan ■.....	75
69 Mo.-Rolla.....	50
74 Mo.-St. Louis.....	68
90 Wis.-Parksides ■.....	70
81 Lewis ■.....	61
63 Rockhurst ■.....	58
83 Southern Ind.....	82
76 Robert Morris-S'fiel ■.....	64
91 Mo.-Rolla ■.....	56
69 Mo.-St. Louis ■.....	58
48 Quincy.....	73
58 SIU Edwardsville.....	56
79 Bellarmine †.....	77
73 St. Joseph's (Ind.) †.....	77
58 Southern Ind. †.....	78

Nickname: Panthers  
 Colors: Scarlet & Gray  
 Arena: Weiser Gymnasium  
 Capacity: 2,250; Year Built: 1948  
 AD: Edsel Matthews  
 SID: Scott Puryear

**DUBUQUE**

Dubuque, IA 52001 .....III

Coach: Marty McDermott, North Dakota  
 1993

**2005-06 RESULTS (14-10)**

88 St. Louis Pharmacy.....	57
79 Andrews.....	44
86 Wis.-Platteville ■.....	84
74 Clarke †.....	69
48 Coe ■.....	76
83 Martin Luther.....	74
90 Emmaus ■.....	63
86 Mt. Mercy ■.....	85
71 Central (Iowa).....	85
48 Luther.....	73
61 Loras ■.....	70
82 Cornell College.....	58
65 Wartburg ■.....	75
72 Simpson ■.....	77
86 Buena Vista ■.....	85
66 Wartburg.....	86
60 Coe.....	68
70 Emmaus.....	42
95 Loras.....	91
72 Luther ■.....	62
83 Central (Iowa) ■.....	72
95 Cornell College ■.....	85
51 Simpson.....	65
61 Buena Vista.....	67

Nickname: Spartans  
 Colors: Blue & White  
 Arena: McCormick Gym  
 Capacity: 1,500; Year Built: 1916  
 AD: Dan Runkle  
 SID: Paul Misner

**DUKE**

Durham, NC 27708-0555 .....I

Coach: Mike Krzyzewski, Army 1969

**2005-06 RESULTS (32-4)**

64 Boston U. ■.....	47
93 Seton Hall ■.....	40
84 Davidson ■.....	55
78 Drexel †.....	68
70 Memphis †.....	67
75 Indiana.....	67
77 Virginia Tech ■.....	75
72 Penn ■.....	59
97 Texas †.....	66
104 Valparaiso ■.....	77
70 St. John's (N.Y.) ■.....	57
102 UNC Greensboro.....	69
84 Bucknell ■.....	50
82 Wake Forest.....	64
76 Maryland ■.....	52
87 Clemson.....	77
81 North Carolina St. ■.....	68
84 Georgetown.....	87
80 Virginia Tech.....	67
82 Virginia ■.....	63
83 Boston College.....	81
97 Florida St. ■.....	96
87 North Carolina.....	83
96 Maryland.....	88
93 Wake Forest ■.....	70
92 Miami (Fla.) ■.....	71
73 Georgia Tech.....	66
74 Temple.....	66
74 Florida St.....	79
76 North Carolina ■.....	83
80 Miami (Fla.) †.....	76
78 Wake Forest †.....	66
78 Boston College †.....	76
70 Southern U. †.....	54
74 George Washington †.....	61
54 LSU †.....	62

Nickname: Blue Devils  
 Colors: Royal Blue & White

Arena: Cameron Indoor Stadium  
 Capacity: 9,314; Year Built: 1939  
 AD: Joe Alleva  
 SID: Jon Jackson

**DUQUESNE**

Pittsburgh, PA 15282 .....I

Coach: Danny Nee, St. Mary-Plains  
 1971

**2005-06 RESULTS (3-24)**

56 Ark.-Pine Bluff ■.....	64
53 Oakland.....	77
61 Akron.....	79
73 Robert Morris ■.....	58
60 Pittsburgh ■.....	71
66 West Virginia.....	86
51 Youngstown St.....	72
90 Citadel ■.....	61
69 Boston College ■.....	81
72 Troy ■.....	78
68 Appalachian St. ■.....	71
61 La Salle.....	84
63 Massachusetts ■.....	82
48 Richmond ■.....	62
63 Fordham.....	90
63 Dayton.....	85
78 George Washington ■.....	94
86 St. Bonaventure.....	82
66 La Salle.....	75
81 Fordham ■.....	90
69 Rhode Island.....	79
52 Temple.....	76
57 St. Louis ■.....	70
70 Xavier.....	91
76 St. Bonaventure ■.....	77
71 Charlotte.....	77
63 St. Joseph's ■.....	79

Nickname: Dukes  
 Colors: Red & Blue  
 Arena: A.J. Palumbo Center  
 Capacity: 5,358; Year Built: 1988  
 AD: Greg Amodio  
 SID: Dave Saba

**EARLHAM**

Richmond, IN 47374 .....III

Coach: Jeff Justus, Rose-Hulman 1978

**2005-06 RESULTS (13-14)**

85 Swarthmore.....	65
68 Haverford.....	54
62 Bluffton.....	72
54 Mt. St. Joseph ■.....	66
81 Wooster ■.....	83
53 Hanover.....	62
86 Kenyon.....	80
59 Rose-Hulman.....	67
88 Franklin ■.....	91
90 DePauw †.....	87
71 Wilmington (Ohio).....	78
75 Hiram ■.....	61
69 Allegheny ■.....	53
57 Wittenberg.....	74
87 Ohio Wesleyan.....	86
71 Wabash ■.....	59
82 Oberlin.....	63
66 Denison ■.....	72
63 Wooster.....	99
49 Wittenberg ■.....	61
70 Kenyon.....	60
66 Wabash.....	72
77 Ohio Wesleyan ■.....	78
80 Denison.....	59
81 Oberlin ■.....	60
78 Wabash.....	69
74 Wooster.....	84

Nickname: Quakers  
 Colors: Maroon & White  
 Arena: Schuckman Court

Capacity: 1,800; Year Built: 1999  
 AD: Frank Carr  
 SID: Donald Tincher

**EAST CARO.**

Greenville, NC 27858-4353 .....I

Coach: Ricky Stokes, Virginia 1984

**2005-06 RESULTS (8-20)**

86 N.C. A&T ■.....	75
72 Gardner-Webb ■.....	77
70 Wofford ■.....	68
66 Wofford.....	62
53 Old Dominion.....	79
70 UNC Greensboro ■.....	78
48 Western Caro. ■.....	56
48 Winthrop.....	70
62 Toledo.....	73
87 Limestone ■.....	54
82 UNC Wilmington ■.....	69
54 Wake Forest.....	58
80 St. Paul's ■.....	74
67 Memphis ■.....	77
45 UTEP.....	58
70 SMU ■.....	74
52 Tulane.....	60
59 UCF ■.....	64
59 Tulsa ■.....	45
66 Marshall.....	72
60 Houston ■.....	64
64 UAB.....	72
54 Rice.....	62
63 Marshall ■.....	59
49 UCF.....	69
53 Tulane ■.....	66
56 Southern Miss.....	74
52 UCF †.....	65

Nickname: Pirates  
 Colors: Purple & Gold  
 Arena: Williams Arena at Minges  
 Capacity: 8,000; Year Built: 1967  
 AD: Terry Holland  
 SID: Jody Jones

**EAST CENTRAL**

Ada, OK 74820 .....II

Coach: Terry Shannon, Southeastern  
 Okla. 1989

**2005-06 RESULTS (16-11)**

72 Rhema.....	52
66 Midwestern St. ■.....	69
55 Tarleton St. ■.....	79
91 Southwestern Christ. ■.....	54
78 St. Edward's.....	76
74 Tex. A&M-Kingsville.....	83
76 Rhema ■.....	50
81 Southern Ark. ■.....	75
85 Mont. St.-Billings †.....	79
79 Texas A&M Int'l †.....	51
86 Okla. Panhandle ■.....	67
70 Abilene Christian ■.....	52
77 Angelo St. ■.....	69
51 Eastern N.M.....	98
63 West Tex. A&M.....	72
71 Southwestern Okla. ■.....	58
60 Cameron.....	55
67 Southeastern Okla. ■.....	70
67 Tex. A&M-Commerce.....	70
65 Northeastern St. ■.....	62
66 Central Okla.....	68
62 Southwestern Okla.....	80
93 Cameron ■.....	91
77 Southeastern Okla.....	72
68 Tex. A&M-Commerce ■.....	73
68 Northeastern St.....	63
81 Central Okla. ■.....	99

Nickname: Tigers  
 Colors: Orange & Black  
 Arena: Kerr Activities Center

Capacity: 4,000; Year Built: 1973  
 AD: Tim Green  
 SID: Brian Johnson

**EAST STROUDSBURG**

East Stroudsburg, PA 18301 .....II

Coach: Jeff Wilson, East Stroudsburg  
 1986

**2005-06 RESULTS (16-12)**

68 Phila. Sciences ■	60
77 Davis & Elkins	71
72 Caldwell	58
45 Shippensburg	58
74 Slippery Rock	68
69 Edinboro	77
97 Penn St.-Schuylkill ■	55
64 Pitt.-Johnstown ■	70
75 Shippensburg ■	81
77 California (Pa.) ■	82
112 Briarcliffe ■	49
79 Lock Haven ■	66
78 Indiana (Pa.) ■	56
83 Bloomsburg ■	73
65 Clarion	73
92 Millersville	76
75 Cheyney ■	71
67 West Chester	58
90 Penn St.-Hazleton ■	66
87 Mansfield ■	69
73 Kutztown	76
78 Bloomsburg	65
82 Millersville ■	71
67 Cheyney	85
65 West Chester ■	77
91 Mansfield	96
72 Kutztown ■	76
76 West Chester	88

Nickname: Warriors  
 Colors: Red & Black  
 Arena: Koehler Fieldhouse  
 Capacity: 2,650; Year Built: 1967  
 AD: Thomas Giaglio  
 SID: Ryan Yanoshak

**EAST TENN. ST.**

Johnson City, TN 37614 .....I

Coach: Murry Bartow, UAB 1985

**2005-06 RESULTS (15-13)**

83 Tennessee	106
85 Radford	95
91 Marshall ■	63
85 Belmont ■	88
54 Lipscomb ■	63
72 Clemson	80
71 Austin Peay	84
69 Central Mich. ■	57
82 Morehead St. ■	70
63 Fla. Atlantic ■	61
110 Campbell	96
89 Gardner-Webb	66
72 Kennesaw St.	78
98 Jacksonville ■	87
86 North Fla. ■	71
81 Stetson	72
104 Mercer	81
110 Kennesaw St. ■	74
71 Stetson ■	74
84 Mercer ■	81
88 Jacksonville	73
99 North Fla.	83
89 Campbell ■	81
64 Gardner-Webb ■	69
87 Fla. Atlantic	93
56 Lipscomb	76
78 Belmont	99
63 Gardner-Webb †	64

Nickname: Buccaneers

Colors: Navy Blue & Old Gold  
 Arena: Memorial Center  
 Capacity: 13,000; Year Built: 1977  
 AD: Dave Mullins  
 SID: Michael White

**EAST TEX. BAPTIST**

Marshall, TX 75670-1498 .....III

Coach: Bert West, East Tex. Baptist 1973

**2005-06 RESULTS (14-12)**

74 Northwestern St.	77
87 LSU-Shreveport ■	90
77 Schreiner ■	50
65 Texas Lutheran ■	54
74 Hardin-Simmons	82
91 McMurry	100
98 Sul Ross St. ■	90
82 Howard Payne ■	85
71 Wiley ■	85
98 Mary Hardin-Baylor	67
99 Concordia-Austin	85
80 LeTourneau	72
73 Louisiana Col. ■	71
86 Mississippi Col. ■	94
70 Ozarks (Ark.)	87
64 Austin ■	65
81 LeTourneau ■	73
66 Texas-Tyler ■	57
76 Texas-Dallas ■	65
78 Texas-Tyler	73
79 Texas-Dallas	84
89 Louisiana Col.	71
69 Mississippi Col.	88
87 Ozarks (Ark.) ■	66
82 Austin ■	51
76 Mary Hardin-Baylor †	77

Nickname: Tigers  
 Colors: Navy & Gold  
 Arena: Ornelas Gymnasium  
 Capacity: 1,700; Year Built: 1995  
 AD: Kent Reeves  
 SID: David Weaver

**EASTERN**

St. Davids, PA 19087-3696 .....III

Coach: Matt Nadelhoffer, Wheaton (Ill.)  
 1998

**2005-06 RESULTS (16-10)**

101 Valley Forge Chrst. ■	62
108 Maryland Bible ■	79
71 Immaculata	70
48 Lehigh	67
98 Lancaster Bible ■	77
85 Arcadia	92
83 Neumann ■	63
82 Misericordia	78
74 Delaware Valley	72
111 Brockport St. †	98
67 Catholic	89
62 Wesley ■	81
96 Cabrini ■	83
63 Arcadia	71
87 Marywood	65
103 Immaculata ■	83
84 Wesley	69
73 Gwynedd-Mercy	65
84 Misericordia ■	73
91 Alvernia	97
109 Marywood ■	78
78 Neumann	73
85 Gwynedd-Mercy ■	91
72 Alvernia ■	75
64 Cabrini	78
74 Gwynedd-Mercy ■	78

Nickname: Eagles  
 Colors: Maroon & White  
 Arena: Eastern University Gymnasium  
 Capacity: 800; Year Built: 1958

AD: Harry Gutelius  
 SID: Mark Birtwistle

**EASTERN CONN. ST.**

Willimantic, CT 06226 .....III

Coach: Bill Geitner, Hamilton 1987

**2005-06 RESULTS (9-17)**

82 Mitchell ■	73
57 Bates ■	75
66 Trinity (Conn.) ■	64
54 Rochester	79
72 Wash. & Lee †	66
67 Wesleyan (Conn.)	72
72 Mass.-Boston ■	76
66 Southern Me. ■	68
68 Westfield St. †	59
57 Chris. Newport	62
58 Rhode Island Col.	76
65 Mass.-Dartmouth	78
72 Plymouth St. ■	81
83 Keene St. ■	74
46 Old Westbury	47
77 Mass.-Boston	84
77 Western Conn. St. ■	83
70 Southern Me.	60
48 Worcester St. ■	45
76 Rhode Island Col. ■	78
59 Keene St.	71
107 Albertus Magnus ■	58
68 Mass.-Dartmouth ■	65
68 Western Conn. St.	83
65 Plymouth St.	82
56 Mass.-Boston	60

Nickname: Warriors  
 Colors: Navy & Burgundy  
 Arena: Geissler Gymnasium  
 Capacity: 3,000; Year Built: 1974  
 AD: Joyce S. Wong  
 SID: Bob Molta

**EASTERN ILL.**

Charleston, IL 61920-3099 .....I

Coach: Mike Miller, Tex. A&M-Commerce  
 1987

**2005-06 RESULTS (6-21)**

35 Xavier	80
45 St. Louis	69
68 Western Ill.	76
58 Indiana St. ■	66
80 Tennessee Tech ■	83
68 Tennessee St. ■	84
50 Eastern Ky.	57
57 Morehead St.	56
56 Missouri	68
72 UMKC	67
60 Southeast Mo. St. ■	72
56 Austin Peay	62
65 Murray St.	66
80 Tenn.-Martin ■	70
46 Eastern Ky. ■	71
59 Murray St. ■	54
60 Tennessee Tech	75
57 Tennessee St.	73
80 Morehead St. ■	65
51 Jacksonville St.	66
55 Samford	58
61 Austin Peay ■	70
61 Tenn.-Martin	85
60 Southeast Mo. St.	49
50 Eastern Mich. ■	65
68 Jacksonville St. ■	75
41 Samford ■	52

Nickname: Panthers  
 Colors: Blue & Gray  
 Arena: Lantz Arena  
 Capacity: 5,300; Year Built: 1966  
 AD: Richard A. McDuffie  
 SID: Rich Moser

**EASTERN KY.**

Richmond, KY 40475-3101 .....I

Coach: Jeff Neubauer, La Salle 1993

**2005-06 RESULTS (14-16)**

89 Wisconsin †	95
67 Norfolk St. †	60
68 Georgia †	76
58 Tennessee	92
88 West Va. Wesleyan ■	46
89 Western Ky. ■	97
51 Murray St.	80
63 Austin Peay	79
57 Eastern Ill. ■	50
75 Tenn.-Martin ■	61
60 Coastal Caro. ■	51
62 Southeast Mo. St.	68
93 Tennessee Tech ■	75
63 Xavier	82
65 Morehead St.	63
71 Eastern Ill.	46
86 Jacksonville St. ■	78
66 Samford ■	85
79 Tennessee St.	74
83 Tenn.-Martin	90
58 Tennessee Tech	78
66 Morehead St. ■	78
45 Murray St. ■	62
80 Southeast Mo. St. ■	51
75 Samford	70
72 Jacksonville St.	71
77 UNC Asheville ■	83
76 Austin Peay ■	73
64 Tennessee St. ■	74
59 Jacksonville St.	86

Nickname: Colonels  
 Colors: Maroon & White  
 Arena: McBrayer Arena  
 Capacity: 6,500; Year Built: 1963  
 AD: Mark S. Sandy  
 SID: Michael Clark

**EAST. MENNONITE**

Harrisonburg, VA 22802 .....III

Coach: Kirby Dean, East. Mennonite  
 1992

**2005-06 RESULTS (11-15)**

87 Southern Va.	84
89 Shenandoah ■	91
83 Greensboro †	72
93 Lancaster Bible †	67
73 Roanoke	79
64 Bridgewater (Va.) ■	52
75 Va. Wesleyan ■	78
63 Randolph-Macon	68
79 Ferrum ■	70
56 Greensboro ■	60
88 Lynchburg	86
66 Hampden-Sydney	78
98 Wash. & Lee ■	86
70 Guilford	77
104 Emory & Henry	115
86 Southern Va. ■	74
72 Bridgewater (Va.)	81
86 Roanoke ■	79
80 Hampden-Sydney ■	73
83 Lynchburg	73
77 Emory & Henry ■	78
66 Guilford ■	70
57 Randolph-Macon ■	75
68 Wash. & Lee	91
51 Va. Wesleyan	84
72 Va. Wesleyan †	75

Nickname: Royals  
 Colors: Royal Blue & White  
 Arena: University Gym  
 Capacity: 1,800; Year Built: 1999  
 AD: David King  
 SID: Kevin Warner



**EASTERN MICH.**

Ypsilanti, MI 48197 .....I

Coach: Charles Ramsey, Eastern Mich.  
1992

**2005-06 RESULTS (7-21)**

67 California ■	65
65 North Dakota St.	87
60 Detroit ■	64
63 Indiana	79
77 Youngstown St. ■	71
69 Wis.-Green Bay	73
67 Tulsa ■	62
70 Northern Colo.	76
62 Buffalo	78
59 Miami (Ohio)	64
63 Ohio ■	75
64 Kent St. ■	74
72 Bowling Green ■	79
61 Akron	79
62 Western Mich. ■	68
58 Toledo	88
55 Northern Ill. ■	67
81 Central Mich. ■	75
56 Ball St.	43
71 Bowling Green	73
72 Akron ■	77
64 Western Mich.	67
65 Eastern Ill.	50
59 Toledo ■	70
61 Northern Ill.	94
80 Central Mich.	69
77 Ball St. ■	89
55 Western Mich.	60

Nickname: Eagles  
Colors: Green & White  
Arena: Convocation Center  
Capacity: 8,824; Year Built: 1998  
AD: Derrick L. Gragg  
SID: Jim Streeter

**EASTERN NAZARENE**

Quincy, MA 02170-2999 .....III

Coach: Corey Zink, Olivet Nazarene  
1995

**2005-06 RESULTS (4-21)**

64 Lesley ■	83
53 Connecticut Col.	78
58 Mass.-Boston	90
68 Framingham St. †	81
58 Mount Ida	76
53 Framingham St. ■	79
70 New England Col. ■	82
50 Curry	67
57 Emerson ■	77
50 Gordon ■	74
81 Anna Maria ■	43
49 Worcester St.	51
52 Wentworth Inst.	75
76 Newbury ■	60
65 Curry ■	68
66 Roger Williams ■	79
48 Salve Regina	70
60 New England	65
76 Nichols	66
55 Salve Regina ■	68
50 Roger Williams	78
63 Endicott ■	80
67 Nichols ■	74
87 Anna Maria	68
70 Colby-Sawyer	85

Nickname: Crusaders  
Colors: Red & White  
Arena: Lahue Center  
Capacity: 1,600; Year Built: 1973  
AD: Nancy Detwiler  
SID: Thomas Newell

**EASTERN N.M.**

Portales, NM 88130 .....II

Coach: Shawn Scanlan, Kansas 1978

**2005-06 RESULTS (12-16)**

62 Lubbock Chrst.	56
85 Washburn †	90
72 Illinois Tech †	65
69 Adams St. ■	57
43 Southwestern Okla.	61
42 Cameron	58
69 Tex. A&M-Commerce ■	71
69 Okla. Panhandle ■	53
67 Central Mo. St. †	75
63 Drury †	81
59 Okla. Panhandle	62
54 Northeastern St.	65
69 Central Okla.	88
98 East Central ■	51
83 Southeastern Okla. ■	65
74 Angelo St.	64
73 Abilene Christian	82
69 Tarleton St. ■	75
79 Midwestern St. ■	72
81 West Tex. A&M	93
63 Tex. A&M-Kingsville ■	60
89 West Tex. A&M ■	92
76 Tex. A&M-Kingsville	91
97 Angelo St. ■	80
70 Abilene Christian ■	64
64 Tarleton St.	81
84 Midwestern St.	82
63 Southeastern Okla.	93

Nickname: Greyhounds  
Colors: Green & Silver  
Arena: Greyhound Arena  
Capacity: 4,800; Year Built: 1967  
AD: Michael Maguire  
SID: Robert McKinney

**EASTERN WASH.**

Cheney, WA 99004 .....I

Coach: Mike Burns, Central Wash. 1997

**2005-06 RESULTS (15-15)**

89 Pacific Lutheran ■	63
73 Marquette †	83
51 Southern California †	69
72 Southern Ill. †	80
68 Idaho	55
70 Cal St. Northridge ■	48
85 UC Riverside	70
74 Washington	91
65 Gonzaga	75
76 Cal Poly ■	62
66 Brigham Young	97
72 Boise St.	76
78 San Diego ■	97
95 Northern Ariz.	105
69 Sacramento St.	88
89 Portland St.	70
80 Idaho St. ■	64
59 Weber St. ■	50
70 Montana St.	82
72 Montana	78
87 Sacramento St. ■	75
73 Northern Ariz. ■	61
72 Portland St.	64
76 Weber St.	73
63 Cal St. Fullerton	89
46 Montana ■	68
87 Montana St. ■	53
94 Idaho St.	87
81 Portland St. ■	75
71 Montana †	73

Nickname: Eagles  
Colors: Red & White  
Arena: Reese Court

Capacity: 6,000; Year Built: 1975  
AD: Darren Hamilton  
SID: Dave Cook

**ECKERD**

St. Petersburg, FL 33711 .....II

Coach: Tom Ryan, Eckerd 1987

**2005-06 RESULTS (21-8)**

77 P.R.-Cayey ■	52
62 N.C. Central †	59
87 P.R.-Cayey †	60
74 Franklin ■	62
92 P.R.-Bayamon ■	49
67 Queens (N.C.) ■	71
78 Salem Int'l †	62
88 Palm Beach Atl. †	69
58 Tampa ■	67
83 P.R.-Rio Piedras †	61
90 Mo.-Rolla ■	71
82 Palm Beach Atl. ■	70
66 Rollins	55
84 St. Leo ■	62
69 Nova Southeastern	75
71 Florida Tech	49
74 Fla. Southern ■	71
71 Barry ■	66
66 Lynn	59
72 Tampa	73
55 Rollins ■	60
63 Barry	64
64 Nova Southeastern ■	68
68 Florida Tech ■	66
69 Fla. Southern	60
87 St. Leo	67
82 Lynn ■	79
72 Tampa †	59
64 Rollins †	67

Nickname: Tritons  
Colors: Navy, Teal & White  
Arena: McArthur Center  
Capacity: 1,300; Year Built: 1970  
AD: Bob Fortosis  
SID: Dawn Hough

**EDGEWOOD**

Madison, WI 53711-1998 .....III

Coach: Steven Larson, Wis.-Oshkosh  
1974

**2005-06 RESULTS (15-12)**

78 Caltech	48
68 Cal Lutheran †	54
49 Wis.-Platteville	74
66 Marian (Wis.) ■	57
56 Chicago ■	67
61 Lakeland	82
89 Maranatha Baptist ■	63
58 Milwaukee Engr.	73
59 Wis.-La Crosse ■	70
81 Eureka †	69
66 Benedictine (Ill.)	62
52 Wis.-Oshkosh ■	72
60 Lakeland	65
72 Robert Morris-Chi. ■	75
73 Concordia (Wis.)	84
80 Dominican (Ill.)	72
89 Milwaukee Engr. ■	81
80 Maranatha Baptist	52
73 Dominican (Ill.)	70
67 Wis.-Stevens Point ■	66
78 Wis. Lutheran	82
81 Concordia (Wis.) ■	76
73 Marian (Wis.)	58
78 Wis. Lutheran ■	83
72 Dominican (Ill.) ■	58
76 Lakeland	70
68 Wis. Lutheran	85

Nickname: Eagles  
Colors: Black, Red & White

Arena: Todd Wehr Edgedome  
Capacity: 1,000; Year Built: 1961  
AD: Al Brisack  
SID: Luke LeNoble

**EDINBORO**

Edinboro, PA 16444-0001 .....II

Coach: Greg Walcavich, Rutgers 1973

**2005-06 RESULTS (21-10)**

89 West Va. Wesleyan ■	56
78 Gannon	69
93 Penn St.-McKeesport ■	62
62 Lake Erie ■	66
67 Mansfield ■	66
77 East Stroudsburg ■	69
72 Mercyhurst	76
75 Charleston (W.V.) ■	81
81 Bloomsburg ■	73
66 Alderson-Broaddus	79
65 Millersville	66
66 Cheyney	69
97 Penn St.-New Kens. ■	43
83 Kutztown	80
65 West Chester	40
88 Slippery Rock	71
61 California (Pa.) ■	60
69 Indiana (Pa.) ■	62
91 Lock Haven	82
87 Clarion ■	72
47 Shippensburg	59
82 Slippery Rock ■	71
63 California (Pa.)	78
80 Indiana (Pa.)	79
81 Lock Haven ■	71
69 Clarion	66
66 Shippensburg ■	71
97 California (Pa.) ■	78
62 West Chester	59
52 Shippensburg †	51
89 West Virginia St. †	103

Nickname: Fighting Scots  
Colors: Red & White  
Arena: McComb Fieldhouse  
Capacity: 4,000; Year Built: 1970  
AD: Bruce R. Baumgartner  
SID: Bob Shreve

**ELIZABETH CITY ST.**

Elizabeth City, NC 27909 .....II

Coach: Shawn Walker, Elizabeth City St.  
1994

**2005-06 RESULTS (14-15)**

67 Barton	80
71 Morehouse	73
78 Clark Atlanta	47
67 West Virginia St. †	92
67 Charleston (W.V.)	74
83 Barton ■	61
58 Winston-Salem	65
77 Claflin ■	72
79 Shaw ■	69
64 Virginia St.	77
68 Claflin †	62
84 St. Augustine's	91
66 Fayetteville St. ■	61
67 Chowan	70
101 St. Paul's	61
57 Virginia Union	69
68 Bowie St. ■	66
76 Shaw	80
69 Livingstone	64
74 Johnson C. Smith ■	84
76 St. Paul's ■	80
72 N.C. Central ■	70
80 Chowan ■	76
79 Virginia St. ■	74
48 Bowie St.	68
63 Virginia Union ■	76

54 Livingstone † .....	51
84 St. Augustine's † .....	73
54 Virginia Union † .....	95

Nickname: Vikings  
 Colors: Royal Blue & White  
 Arena: R.L. Vaughan Center  
 Capacity: 5,000; Year Built: 1976  
 AD: Edward McLean  
 SID: April Emory

**ELIZABETHTOWN**

Elizabethtown, PA 17022 .....III

Coach: Robert Schlosser, East Stroudsburg 1977

**2005-06 RESULTS (15-10)**

69 Richard Stockton ■	71
84 King's (Pa.) ■	83
87 Lycoming ■	79
83 Neumann ■	55
64 Messiah ■	70
65 Albright ■	74
73 King's (Pa.)	56
77 Millersville ■	60
94 Cabrini ■	70
76 Scranton.....	81
95 Villa Julie.....	69
86 Trinity (Conn.) †	72
86 Juniata ■	79
80 Lebanon Valley ■	63
58 Susquehanna.....	69
86 Moravian ■	76
82 Widener.....	80
78 Albright ■	75
68 Susquehanna ■	72
62 Lebanon Valley.....	65
77 Juniata.....	66
57 Widener ■	80
83 Messiah ■	69
70 Moravian.....	74
69 Widener.....	74

Nickname: Blue Jays  
 Colors: Blue & Grey  
 Arena: Thompson Gymnasium  
 Capacity: 2,200; Year Built: 1969  
 AD: Nancy J. Latimore  
 SID: Ian Showalter

**ELMHURST**

Elmhurst, IL 60126-3296.....III

Coach: Mark Scherer, Eureka 1983

**2005-06 RESULTS (17-9)**

53 Hope.....	70
87 St. Norbert ■	56
87 Simpson ■	75
66 Wis.-Platteville.....	67
67 Hanover ■	56
88 Kalamazoo.....	78
97 Rockford ■	68
77 Marian (Wis.) ■	60
64 Olivet ■	51
76 Wis.-Superior †	49
66 Albion.....	74
75 Millikin ■	82
57 Augustana (Ill.).....	60
78 Carthage ■	73
72 Ill. Wesleyan ■	64
64 North Park.....	53
87 Wheaton (Ill.) ■	61
94 North Central (Ill.).....	91
60 Augustana (Ill.) ■	63
76 Millikin.....	71
87 Ill. Wesleyan.....	88
79 Carthage.....	58
87 North Park ■	63
59 North Central (Ill.) ■	62
89 Wheaton (Ill.).....	65
57 North Central (Ill.) †	67

Nickname: Bluejays  
 Colors: Blue & White  
 Arena: R.A. Faganell Hall  
 Capacity: 1,800; Year Built: 1983  
 AD: Paul Krohn  
 SID: Kevin Juday

**ELMIRA**

Elmira, NY 14901 .....III

Coach: Chris Connolly, Hartwick 1996

**2005-06 RESULTS (3-22)**

52 Cortland St.....	84
41 New York U.....	80
72 Merchant Marine †	83
85 Houghton ■	73
63 Clarkson ■	57
65 Pitt-Bradford ■	75
42 Lycoming.....	67
56 Biola †.....	101
63 Linfield †.....	69
84 Wash. & Jeff. †	78
66 Nazareth ■	76
47 Rochester Inst. ■	69
48 Ithaca ■	75
40 Geneseo St.....	79
46 Utica.....	86
54 Hartwick.....	65
47 St. John Fisher ■	76
66 Alfred ■	68
71 Rochester Inst.....	97
55 Nazareth.....	94
51 Alfred.....	71
52 St. John Fisher.....	78
72 Hartwick ■	82
58 Utica ■	76
59 Ithaca.....	76

Nickname: Soaring Eagles  
 Colors: Purple & Gold  
 Arena: Speidel Gymnasium  
 Capacity: 1,000; Year Built: 1995  
 AD: Patricia A. Thompson  
 SID: Matt Donohue

**ELMS**

Chicopee, MA 01013-2839 .....III

Coach: Ed Silva, Eastern Conn. St.

**2005-06 RESULTS (22-7)**

80 Oberlin †.....	60
58 Vassar.....	69
76 Westfield St.....	85
100 Anna Maria ■	62
100 Framingham St. ■	104
78 Lesley.....	65
75 Western New Eng.....	71
92 Mass. Liberal Arts.....	54
93 Wis. Lutheran †	80
95 Embry-Riddle †	99
111 Mount Ida ■	79
83 Lasell.....	73
83 Amherst.....	111
90 Thomas.....	71
95 Me.-Farmington.....	83
129 Becker ■	47
95 Maine Maritime ■	57
81 Husson ■	93
85 Lesley ■	72
90 Johnson St.....	85
95 Castleton St.....	83
82 Lasell ■	72
97 Becker.....	80
86 Castleton St. ■	84
96 Johnson St. ■	68
87 Castleton St. ■	69
78 Lesley †	65
94 Me.-Farmington †	82
70 Norwich.....	82

Nickname: Blazers  
 Colors: Green & Gold

Arena: Picknelly Arena  
 Capacity: 481; Year Built: 1994  
 AD: Louise McCleary  
 SID: Justin Mokerzecki

**ELON**

Elon, NC 27244-2010 .....I

Coach: Ernie Nestor, Alderson-Broaddus 1968

**2005-06 RESULTS (15-14)**

78 Southeastern (Fla.) ■	42
69 Georgia Tech.....	81
51 UNC Wilmington ■	59
70 IUPUI ■	82
49 Va. Commonwealth.....	69
59 Wake Forest ■	78
87 Guilford ■	63
71 High Point ■	73
57 IUPUI.....	58
40 Butler.....	86
67 Buffalo.....	68
74 Clemson.....	69
64 Wofford.....	61
65 Appalachian St. ■	59
92 Chattanooga.....	74
62 UNC Greensboro ■	56
90 Montreat ■	76
50 Western Caro. ■	48
81 Furman ■	77
60 Davidson.....	79
45 Ga. Southern.....	63
73 Citadel.....	62
76 Col. of Charleston ■	69
60 Appalachian St.....	71
69 Chattanooga ■	61
78 Western Caro.....	85
87 UNC Greensboro.....	82
64 UNC Greensboro †	61
58 Davidson †	65

Nickname: Phoenix  
 Colors: Maroon & Gold  
 Arena: Alumni Gym  
 Capacity: 1,585; Year Built: 1949  
 AD: Dave Blank  
 SID: Megan Donald

**EMERSON**

Boston, MA 02116 .....III

Coach: Hank Smith, Franklin Pierce

**2005-06 RESULTS (14-14)**

60 Fredonia St. †.....	64
77 Centenary (N.J.) †	80
72 Babson ■	76
106 Mass.-Boston.....	109
67 Wheaton (Mass.) ■	85
85 Daniel Webster ■	65
77 Eastern Nazarene.....	57
77 Rivier ■	69
60 Norwich ■	80
62 Johnson & Wales (R.I.).....	65
119 Rivier.....	116
50 Western New Eng. ■	80
68 MIT.....	81
92 Southern Vt.....	78
80 Albertus Magnus ■	69
81 Suffolk ■	70
86 Daniel Webster.....	58
56 Emmanuel (Mass.).....	59
81 Suffolk.....	66
67 Norwich.....	57
83 Albertus Magnus.....	71
63 Johnson & Wales (R.I.).....	74
83 Southern Vt. ■	87
61 Emmanuel (Mass.) ■	74
61 Western New Eng.....	55
86 Johnson & Wales (R.I.) ■	69
68 Emmanuel (Mass.).....	58
76 Norwich.....	85

Nickname: Lions  
 Colors: Royal Purple & Gold  
 Arena: Pine Manor College  
 Capacity: 1,000  
 AD: Rudy Keeling  
 SID: Roger Crosley

**EMMANUEL (MASS.)**

Boston, MA 02115 .....III

Coach: Jamahl Jackson, New Hampshire

**2005-06 RESULTS (20-8)**

56 MIT ■	70
75 Western Conn. St. ■	82
70 Rivier.....	68
92 Mount Ida.....	73
69 Wesleyan (Conn.).....	77
69 Amherst.....	99
98 Staten Island.....	85
64 New York U. †	75
66 Johnson & Wales (R.I.) ■	55
73 Western New Eng. ■	68
82 Norwich.....	84
94 Southern Vt.....	81
96 Daniel Webster.....	58
88 Albertus Magnus ■	64
65 Norwich ■	62
83 Suffolk ■	68
69 Rivier.....	59
59 Emerson ■	56
106 Albertus Magnus.....	84
70 Western New Eng.....	62
72 Johnson & Wales (R.I.).....	66
92 Southern Vt. ■	55
89 Suffolk.....	83
74 Emerson.....	61
100 Daniel Webster ■	47
80 Rivier ■	63
58 Emerson ■	68
65 Wheaton (Mass.).....	82

Nickname: Saints  
 Colors: Royal Blue & Gold  
 Arena: Jean Yawkey Center  
 Capacity: 1,440; Year Built: 2004  
 AD: Pamela Roecker  
 SID: Alexis Mastronardi

**EMORY**

Atlanta, GA 30322 .....III

Coach: Brett Zuver, Lake Superior St. 1991

**2005-06 RESULTS (11-14)**

76 Maryville (Tenn.) †	93
72 LaGrange.....	59
72 Oglethorpe.....	74
76 Wash. & Lee ■	71
112 Sewanee ■	94
77 Maryville (Tenn.) ■	91
82 LaGrange ■	75
111 Sewanee.....	105
73 Oglethorpe ■	79
93 Webster.....	85
64 Gordon ■	57
68 Case Reserve ■	76
74 Washington-St. Louis ■	71
68 Chicago ■	79
46 Rochester.....	69
88 Carnegie Mellon.....	96
64 New York U.....	97
70 Brandeis.....	77
41 Brandeis ■	69
93 New York U. ■	77
58 Chicago.....	69
100 Washington-St. Louis.....	102
88 Carnegie Mellon ■	74
78 Rochester ■	66
78 Case Reserve.....	89

Nickname: Eagles  
 Colors: Blue & Gold

Arena: Woodruff PE Center  
Capacity: 2,000; Year Built: 1983  
AD: Betsy Stephenson  
SID: John Arenberg

**EMORY & HENRY**

Emory, VA 24327-0947 .....III

Coach: Bob Johnson, Dickinson 1968

**2005-06 RESULTS (14-12)**

127	John Carroll †	137
139	Southern Vt. †	122
150	Thomas More ■	110
101	Wooster ■	150
136	Guilford ■	147
99	Hampden-Sydney	130
82	Lynchburg	97
76	Centre	90
128	Berea †	114
91	Va. Wesleyan	110
89	Randolph-Macon	104
126	King (Tenn.) ■	97
85	Bridgewater (Va.) ■	82
115	East. Mennonite ■	104
106	Guilford	109
97	Hampden-Sydney ■	93
94	Wash. & Lee	75
101	Randolph-Macon ■	89
65	Va. Wesleyan ■	107
103	Roanoke ■	100
78	East. Mennonite	77
92	Bridgewater (Va.)	104
122	Wash. & Lee ■	97
97	Lynchburg ■	81
115	Roanoke	101
97	Guilford †	101

Nickname: Wasps  
Colors: Blue & Gold  
Arena: King Health & Physical Ed  
Capacity: 1,300; Year Built: 1970  
AD: J.P. Barfield  
SID: Nathan Graybeal

**EMPORIA ST.**

Emporia, KS 66801-5087 .....II

Coach: David Moe, Texas Lutheran 1986

**2005-06 RESULTS (18-13)**

94	Western Wash. †	95
81	BYU-Hawaii	66
71	Hawaii Pacific †	70
79	Vennard ■	39
84	Evangel ■	67
76	Henderson St. ■	59
57	Northeastern St.	69
74	William Jewell ■	61
87	Sterling (Kan.) ■	80
60	Mo. Southern St.	73
87	Northeastern St. ■	76
110	Mont. St.-Billings	118
101	Friends ■	58
82	Southwest Baptist ■	86
82	Mo. Western St.	79
80	Pittsburg St. ■	68
80	Washburn ■	76
86	Central Mo. St.	78
67	Northwest Mo. St.	72
58	Truman ■	61
115	Mont. St.-Billings ■	75
74	Southwest Baptist	76
67	Truman	68
101	Northwest Mo. St. ■	108
88	Central Mo. St. ■	75
65	Washburn	55
85	Pittsburg St.	89
87	Mo. Western St. ■	99
87	Mo. Southern St. ■	73
96	Truman †	90
73	Central Mo. St. †	82

Nickname: Hornets

Colors: Old Gold & Black  
Arena: White Auditorium  
Capacity: 5,000; Year Built: 1940  
AD: Kent Weiser  
SID: Don Weast

**ENDICOTT**

Beverly, MA 01915 .....III

Coach: Chris Millette, Boston College 1999

**2005-06 RESULTS (19-10)**

72	Fisher †	59
57	Amherst	68
72	Keene St.	83
53	Bates ■	52
60	Hamilton †	75
83	Mitchell †	60
62	Gordon ■	47
60	WPI ■	61
56	Wheaton (Mass.)	71
58	Colby-Sawyer ■	55
66	Salve Regina	46
60	New England	42
62	Wentworth Inst.	47
82	Anna Maria ■	63
63	New England ■	46
84	New England Col.	54
55	Springfield	75
67	Gordon	72
66	New England Col.	58
58	Nichols	56
80	Eastern Nazarene	63
79	Curry ■	80
83	Wentworth Inst. ■	73
52	Colby-Sawyer	75
82	Roger Williams ■	71
67	Curry ■	49
74	Wentworth Inst. ■	60
65	Colby-Sawyer ■	56
60	Tufts †	83

Nickname: Gulls  
Colors: Blue, Kelly Green & White  
Arena: Post Center (MacDonald Gymnasium)  
Capacity: 1,400; Year Built: 1999  
AD: Larry R. Hiser  
SID: Mike Deplacido

**ERSKINE**

Due West, SC 29639 .....II

Coach: Mark Peeler, Sewanee 1984

**2005-06 RESULTS (11-17)**

58	Montreat	70
57	Lander	61
46	Charleston So.	57
55	Presbyterian ■	67
96	St. Andrews	88
61	Newberry	56
56	Newberry ■	53
51	Limestone ■	49
91	Barton ■	97
95	Pfeiffer	83
55	Belmont Abbey	90
63	Mount Olive	76
68	Anderson (S.C.)	58
69	North Greenville ■	53
53	Coker	54
52	Queens (N.C.) ■	54
66	Lees-McRae	67
54	Limestone	57
65	Belmont Abbey ■	56
58	St. Andrews ■	48
73	Pfeiffer ■	87
50	Barton	79
62	Anderson (S.C.) ■	67
79	Lees-McRae ■	73
67	Mount Olive ■	69
56	Queens (N.C.)	63

65	Coker ■	52
56	Coker ■	59

Nickname: The Flying Fleet  
Colors: Maroon & Gold  
Arena: Galloway PE Center  
Capacity: 2,000; Year Built: 1980  
AD: Mark Peeler  
SID: Tiffany Mast

**EUREKA**

Eureka, IL 61530-1500 .....III

Coach: Jay Bruer, UNC Pembroke 2001

**2005-06 RESULTS (4-22)**

77	Illinois Col.	91
64	Westminster (Mo.) ■	62
68	Monmouth (Ill.)	100
63	Knox	84
83	Webster ■	76
63	Blackburn	91
84	Greenville	74
55	Millikin ■	62
69	Edgewood †	81
60	Milwaukee Engr. †	78
68	Westminster (Mo.)	86
72	Principia	39
68	Concordia (Ill.) ■	78
72	Robert Morris-S'fiel ■	87
73	Benedictine (Ill.) ■	87
74	Aurora	101
75	Clarke	76
64	Rockford	78
62	Webster	64
47	Dominican (Ill.) ■	64
70	Benedictine (Ill.)	81
73	Aurora ■	92
66	Clarke ■	83
65	Rockford ■	71
71	Concordia (Ill.)	79
76	Rockford	94

Nickname: Red Devils  
Colors: Maroon & Gold  
Arena: Reagan Gym  
Capacity: 2,200; Year Built: 1970  
AD: Sandy Schuster  
SID: Brian Sullivan

**EVANSVILLE**

Evansville, IN 47722 .....I

Coach: Steve Merfeld, Wis.-La Crosse 1984

**2005-06 RESULTS (10-19)**

91	Marshall	81
86	Loyola (Ill.)	99
67	Marshall	70
75	Purdue	69
77	Western Ky.	84
70	Western Ill. ■	63
83	Campbell ■	71
71	Austin Peay	74
68	Drake ■	79
60	UNI	71
65	Missouri St. ■	80
63	Indiana St. ■	58
38	Southern Ill.	66
62	Bradley	90
57	Illinois St.	65
62	Wichita St. ■	69
58	Creighton	77
61	UNI ■	74
76	Bradley	79
66	Wichita St.	74
54	Illinois St. ■	47
56	Creighton ■	60
69	Drake	68
50	Missouri St.	71
62	Tenn.-Martin ■	69
64	Southern Ill. ■	59
77	Indiana St.	75

52	Illinois St. †	45
55	Southern Ill. †	71

Nickname: Purple Aces  
Colors: Purple, White & Orange  
Arena: Roberts Stadium  
Capacity: 12,144; Year Built: 1956  
AD: Bill McGillis  
SID: Bob Boxell

**FAIRFIELD**

Fairfield, CT 06824 .....I

Coach: Tim O'Toole, Fairfield 1986

**2005-06 RESULTS (9-19)**

64	St. Francis (N.Y.)	69
41	St. Joseph's ■	72
78	Providence ■	81
59	Iowa	75
80	Tulane †	68
85	Loyola (Md.) ■	90
51	Georgetown	76
80	Fordham ■	95
66	Cal St. Northridge	65
81	Siena ■	79
73	Canisius ■	84
85	Rider	81
73	Niagara	78
81	St. Peter's	75
77	Iona	89
72	Marist	91
80	Loyola (Md.)	72
69	Manhattan ■	74
71	Canisius	87
77	Rider ■	69
68	Niagara ■	64
47	Siena	58
66	Iona ■	89
109	St. Peter's ■	108
70	Loyola (Ill.)	73
77	Manhattan	78
61	Marist	67
77	Niagara †	84

Nickname: Stags  
Colors: Cardinal Red  
Arena: Arena at Harbor Yard  
Capacity: 9,500; Year Built: 2001  
AD: Eugene Doris  
SID: Jack Jones

**FAIRLEIGH DICKINSON**

Teaneck, NJ 07666 .....I

Coach: Tom Green, Syracuse 1971

**2005-06 RESULTS (20-12)**

62	Wofford †	73
74	La.-Monroe †	58
85	Maryland	111
96	Dowling ■	50
76	Quinnipiac ■	70
69	Canisius	65
57	Seton Hall	65
71	Mt. St. Mary's	68
49	Drexel ■	54
77	St. Peter's	82
66	Louisville	89
73	St. Francis (Pa.) ■	64
81	Quinnipiac	102
74	Central Conn. St.	88
64	St. Francis (N.Y.) ■	55
81	Sacred Heart ■	73
66	St. Francis (Pa.)	49
84	Robert Morris	83
78	Long Island ■	65
87	Wagner	72
93	Robert Morris ■	78
96	Long Island	74
69	Mt. St. Mary's ■	58
85	Sacred Heart	76
68	Wis.-Green Bay	64
89	Monmouth	96

66 Wagner ■.....	72
79 Monmouth ■.....	62
66 Quinnipiac ■.....	65
71 Robert Morris ■.....	55
48 Monmouth ■.....	49
77 Manhattan.....	80

Nickname: Knights  
 Colors: Blue & Maroon  
 Arena: Rothman Center  
 Capacity: 5,000; Year Built: 1987  
 AD: David Langford  
 SID: Drew Brown

**FDU-FLORHAM**

Madison, NJ 07940.....III

Coach: Peter Marion, Seton Hall 1995

**2005-06 RESULTS (6-19)**

68 Yeshiva †.....	63
55 Ramapo.....	72
58 Stevens Institute.....	60
53 Staten Island ■.....	59
76 Delaware Valley ■.....	67
44 Lycoming.....	64
48 Marymount (Va.) ■.....	83
69 City Tech ■.....	58
62 Hunter.....	77
80 Briarcliffe.....	59
62 New Jersey City †.....	76
62 Moravian.....	96
65 DeSales.....	70
58 Scranton ■.....	70
56 Drew.....	62
71 Mt. St. Vincent ■.....	77
58 King's (Pa.).....	75
43 Wilkes ■.....	55
80 Lycoming ■.....	88
63 Delaware Valley.....	61
52 Scranton.....	77
78 DeSales ■.....	82
61 Wilkes.....	88
54 Drew ■.....	51
84 King's (Pa.) ■.....	93

Nickname: Devils  
 Colors: Cardinal and Navy  
 Arena: Ferguson Recreation Center  
 Capacity: 3,000; Year Built: 1995  
 AD: William T. Klika  
 SID: Scott Giglio

**FAIRMONT ST.**

Fairmont, WV 26554.....II

Coach: Tim Murphy, Fairmont St. 1985

**2005-06 RESULTS (13-15)**

90 Ohio St.-Newark ■.....	49
83 West Va. Wesleyan ■.....	60
98 Pitt.-Greensburg ■.....	85
69 Davis & Elkins ■.....	42
96 Columbia Union ■.....	58
104 Ohio-Eastern ■.....	64
70 California (Pa.) †.....	79
78 Belmont Abbey †.....	71
75 Lock Haven.....	78
67 Penn St.-McKeesport ■.....	50
61 Glenville St. ■.....	64
71 West Va. Wesleyan.....	40
71 Shepherd.....	75
72 Concord ■.....	71
75 Ohio Valley ■.....	60
56 Wheeling Jesuit.....	68
94 West Liberty St.....	103
56 Salem Int'l ■.....	80
57 Alderson-Broadus.....	92
85 Bluefield St. ■.....	54
76 Charleston (W.V.).....	81
72 West Virginia St.....	89
92 West Va. Tech ■.....	70
58 Ohio Valley.....	61
67 Wheeling Jesuit ■.....	70

74 West Liberty St. ■.....	93
50 Salem Int'l.....	72
81 West Liberty St.....	100

Nickname: Falcons  
 Colors: Maroon, White & Fairmont Gold  
 Arena: Joe Retton Arena  
 Capacity: 4,000; Year Built: 1978  
 AD: David Scott Gines  
 SID: Jim Brinkman

**FARMINGDALE**

Farmingdale, NY 11735-1021 .III

Coach: Erik Smiles, Bridgeport 2001

**2005-06 RESULTS (23-6)**

82 Wesleyan (Conn.) †.....	70
70 Western Conn. St.....	78
87 Baruch ■.....	88
74 Maritime (N.Y.) ■.....	70
59 New Jersey City.....	68
103 Manhattanville.....	102
73 Yeshiva ■.....	66
81 Kenyon †.....	59
69 Fisk †.....	51
92 St. Joseph's (L.I.) ■.....	62
91 Briarcliffe ■.....	59
70 Old Westbury.....	62
103 Centenary (N.J.).....	77
55 Merchant Marine.....	85
69 Maritime (N.Y.).....	52
109 Mt. St. Mary (N.Y.).....	89
86 Old Westbury ■.....	64
74 Merchant Marine ■.....	63
87 Lehman ■.....	54
79 Staten Island ■.....	70
91 Stevens Institute ■.....	73
91 Mt. St. Vincent ■.....	79
68 St. Joseph's (L.I.).....	70
89 City Tech †.....	63
98 Merchant Marine ■.....	72
75 Stevens Institute ■.....	54
87 Manhattanville ■.....	79
93 Ursinus.....	82
63 Va. Wesleyan.....	71

Nickname: Rams  
 Colors: Green & White  
 Arena: Walter A. Lynch Sports Center-Nold Hall  
 Capacity: 4,000; Year Built: 1972  
 AD: Michael Harrington  
 SID: Deana Ward

**FAYETTEVILLE ST.**

Fayetteville, NC 28301-4298 ....II

Coach: Samuel Hanger, Binghamton 1974

**2005-06 RESULTS (14-13)**

63 Francis Marion ■.....	60
71 Anderson (S.C.) †.....	81
69 Coker †.....	53
94 Bluefield St. ■.....	81
74 Felician ■.....	75
88 Columbia Union ■.....	65
108 Allen ■.....	71
87 Bluefield St.....	65
90 Wingate ■.....	81
68 Virginia St.....	60
70 N.C. Central.....	75
49 Virginia Union ■.....	86
59 Johnson C. Smith ■.....	69
69 St. Augustine's ■.....	77
61 Elizabeth City St.....	66
61 Livingstone.....	52
53 Shaw ■.....	68
63 St. Paul's ■.....	57
82 Winston-Salem.....	75
72 Bowie St. ■.....	63
75 N.C. Central ■.....	78
66 St. Augustine's.....	79

92 Allen.....	68
58 Winston-Salem ■.....	76
75 Johnson C. Smith.....	81
74 Livingstone.....	68
69 Virginia St. †.....	78

Nickname: Broncos  
 Colors: Royal Blue & Lily White  
 Arena: Capel Arena  
 Capacity: 4,000; Year Built: 1995  
 AD: Major Boyd  
 SID: Marion Crowe

**FELICIAN**

Lodi, NJ 07644 .....II

Coach: Del Harrison, New Jersey City 1991

**2005-06 RESULTS (13-15)**

79 Mercyhurst †.....	83
63 Stonehill.....	71
75 Fayetteville St.....	74
88 UNC Pembroke †.....	85
75 Bloomfield ■.....	78
63 Phila. Sciences.....	47
75 Dominican (N.Y.).....	74
74 Holy Family ■.....	88
73 Caldwell.....	64
68 Queens (N.Y.) ■.....	79
69 Philadelphia U. ■.....	64
62 Nyack ■.....	72
72 Post.....	74
69 Goldey-Beacom.....	77
82 NJIT.....	87
95 Wilmington (Del.) ■.....	66
63 Caldwell ■.....	71
89 Bloomfield.....	86
93 Wilmington (Del.).....	85
75 NJIT ■.....	66
66 Holy Family.....	91
99 Post ■.....	105
80 Philadelphia U.....	77
84 Phila. Sciences ■.....	65
74 Dominican (N.Y.) ■.....	80
74 Nyack.....	82
86 Goldey-Beacom ■.....	83
81 Nyack.....	89

Nickname: Golden Falcons  
 Colors: Hunter Green & Gold  
 Arena: Joal & Joseph Job  
 Capacity: 900; Year Built: 1949  
 AD: Ben Di Nallo  
 SID: To be named

**FERRIS ST.**

Big Rapids, MI 49307-2295.....II

Coach: Bill Sall, Calvin 1994

**2005-06 RESULTS (18-13)**

85 St. Joseph's (Ind.).....	103
55 SIU Edwardsville.....	72
78 Calvin.....	64
76 California (Pa.) ■.....	67
88 Northwood.....	71
93 Saginaw Valley.....	71
79 Grand Valley St. ■.....	63
55 Toledo.....	67
67 Lake Superior St.....	50
81 Southern Ind. †.....	88
84 Indianapolis.....	82
59 Fla. Gulf Coast.....	62
58 Montevallo †.....	71
83 Hillsdale.....	78
88 Northern Mich. ■.....	75
74 Lake Superior St. ■.....	66
59 Mercyhurst ■.....	61
68 Gannon ■.....	47
87 Ashland.....	59
72 Findlay.....	88
77 Saginaw Valley ■.....	71
97 Northwood.....	77

66 Michigan Tech.....	63
82 Northern Mich.....	92
70 Wayne St. (Mich.) ■.....	65
53 Michigan Tech ■.....	57
55 Grand Valley St.....	90
73 Northern Mich. ■.....	68
64 Findlay †.....	62
58 Grand Valley St.....	80
69 St. Joseph's (Ind.).....	74

Nickname: Bulldogs  
 Colors: Crimson & Gold  
 Arena: Jim Wink Arena  
 Capacity: 2,400; Year Built: 1999  
 AD: Tom Kirinovic  
 SID: Rob Bentley

**FERRUM**

Ferrum, VA 24088 .....III

Coach: Bill Tharp, Army 1996

**2005-06 RESULTS (7-19)**

60 Huntingdon.....	76
63 Piedmont †.....	73
68 Roanoke ■.....	72
65 Hampden-Sydney ■.....	75
68 Davis & Elkins ■.....	61
61 High Point.....	103
74 VMI.....	97
64 Southern Va. ■.....	61
63 Davis & Elkins.....	56
70 East. Mennonite.....	79
62 Lebanon Valley †.....	75
66 Roanoke.....	73
82 Lancaster Bible.....	62
54 Averett ■.....	71
64 Methodist.....	78
52 Greensboro.....	63
55 Chris. Newport ■.....	77
58 Shenandoah ■.....	55
72 N.C. Wesleyan.....	78
55 Averett.....	71
57 Methodist ■.....	67
59 Greensboro ■.....	69
67 Shenandoah.....	66
74 Chris. Newport.....	78
84 N.C. Wesleyan ■.....	68
56 Methodist.....	68

Nickname: Panthers  
 Colors: Black & Gold  
 Arena: Swartz Gymnasium  
 Capacity: 1,200; Year Built: 1960  
 AD: Abe Naff  
 SID: Gary Holden

**FINDLAY**

Findlay, OH 45840.....III

Coach: Ron Niekamp, Miami (Ohio) 1972

**2005-06 RESULTS (25-5)**

54 Shawnee St. ■.....	46
71 Northern Ky.....	81
77 Christian Bros. †.....	60
83 Ohio Dominican ■.....	55
85 Charleston (W.V.).....	69
61 Northern Mich.....	73
92 Lake Superior St. ■.....	67
80 Ashland.....	65
62 Michigan Tech ■.....	55
73 Rio Grande ■.....	52
78 Benedictine (Kan.) †.....	60
69 Cal St. San B'dino †.....	66
73 Mercyhurst ■.....	43
68 Gannon ■.....	53
73 Hillsdale.....	64
78 Wayne St. (Mich.).....	75
68 Saginaw Valley.....	57
74 Northwood.....	54
92 Central St. (Ohio) ■.....	53
88 Ferris St. ■.....	72



82 Wayne St. (Mich.) ■.....	68
94 Hillsdale ■.....	77
80 Central St. (Ohio).....	52
69 Grand Valley St. ....	71
60 Mercyhurst.....	47
71 Gannon.....	50
96 Ashland ■.....	50
76 Hillsdale ■.....	62
62 Ferris St. †.....	64
67 Quincy †.....	74

Nickname: Oilers  
 Colors: Orange & Black  
 Arena: Croy Gym  
 Capacity: 2,200; Year Built: 1969  
 AD: Steven Rackley  
 SID: David Buck

**FINLANDIA**

Hancock, MI 49930.....III

Coach: Charlie Kempainen

**2005-06 RESULTS (6-14)**

73 Bethel (Minn.).....	81
82 Central (Iowa) †.....	81
49 Wis.-Oshkosh.....	80
62 Northern Mich.....	104
80 Northland ■.....	76
70 Wis.-Eau Claire.....	98
56 Alma.....	75
54 Huntingdon †.....	64
71 Northland †.....	54
64 Wis.-Eau Claire.....	70
81 Wis.-Superior.....	82
62 Michigan Tech.....	73
83 Northland.....	88
64 Northland Bapt. ■.....	67
71 Lake Superior St.....	85
66 Aquinas.....	92
82 Davenport.....	58
84 Wis.-Eau Claire ■.....	90
101 Grace Bible (Mich.) ■.....	88
67 Northland Bapt.....	64

Nickname: Lions  
 Colors: Blue & white  
 Arena: Houghton Country Arena  
 Capacity: 1,200  
 AD: Chris Salani  
 SID: To be named

**FISK**

Nashville, TN 37208-3051.....III

Coach: Larry Glover, Fisk 1979

**2005-06 RESULTS (15-11)**

92 Knoxville.....	78
63 Tennessee St.....	72
108 Wesley (Miss.) †.....	86
70 Millsaps.....	68
80 Trevecca Nazarene.....	86
90 Crichton.....	85
82 Oakwood ■.....	69
74 Wilberforce ■.....	54
80 Randolph-Macon.....	72
51 Farmingdale †.....	69
75 Mississippi Col.....	88
71 Huntingdon ■.....	56
100 LaGrange ■.....	81
94 Rust ■.....	76
84 Maryville (Tenn.) ■.....	90
79 Dallas ■.....	51
90 Piedmont.....	84
91 Oakwood.....	93
86 Maryville (Tenn.).....	76
82 Knoxville.....	88
104 Piedmont ■.....	91
68 Martin Methodist.....	83
58 Huntingdon.....	72
108 LaGrange.....	110
76 Rust.....	72
56 Huntingdon ■.....	58

Nickname: Bulldogs  
 Colors: Blue & Gold  
 Arena: Johnson, Henderson Gym  
 Capacity: 2,500; Year Built: 1950  
 AD: Larry Glover  
 SID: Kindell Stephens

**FITCHBURG ST.**

Fitchburg, MA 01420-2697.....III

Coach: Shawn Conrad, Assumption  
 1985

**2005-06 RESULTS (10-15)**

43 Amherst.....	98
75 Fisher †.....	66
68 Mass.-Boston.....	64
64 Rhode Island Col. ■.....	85
88 Becker.....	64
73 Nichols ■.....	58
50 Clark (Mass.).....	83
69 St. Joseph's (L.I.) †.....	83
64 Hartwick.....	65
91 Anna Maria.....	82
46 Worcester St. ■.....	79
64 WPI.....	86
74 Salem St.....	82
53 Wheaton (Mass.) ■.....	71
64 Westfield St. ■.....	73
68 Framingham St.....	52
89 Mass. Liberal Arts ■.....	59
74 Bridgewater St.....	88
69 Worcester St.....	66
59 Salem St. ■.....	68
68 Newbury ■.....	64
62 Westfield St.....	69
75 Framingham St. ■.....	49
81 Mass. Liberal Arts.....	85
54 Bridgewater St. ■.....	65

Nickname: Falcons  
 Colors: Green, Gold & White  
 Arena: Recreation Center  
 Capacity: 1,000; Year Built: 2000  
 AD: Sue E. Lauder  
 SID: Rusty Eggen

**FLORIDA**

Gainesville, FL 32611.....I

Coach: Billy Donovan, Providence 1987

**2005-06 RESULTS (33-6)**

80 St. Peter's ■.....	51
83 Albany (N.Y.) ■.....	64
77 Wake Forest †.....	72
75 Syracuse †.....	70
74 Florida St. ■.....	66
87 Alabama St. ■.....	60
80 UCF ■.....	47
87 Providence.....	77
88 Bethune-Cookman ■.....	58
101 Jacksonville ■.....	58
77 Miami (Fla.).....	67
84 Florida A&M ■.....	47
92 Morgan St. ■.....	49
90 Georgia.....	72
75 Mississippi St. ■.....	60
69 Auburn ■.....	57
113 Savannah St. ■.....	62
76 Tennessee.....	80
62 South Carolina.....	68
81 Vanderbilt ■.....	58
69 Mississippi.....	58
95 Kentucky ■.....	80
67 South Carolina ■.....	71
71 LSU ■.....	62
73 Vanderbilt.....	68
81 Arkansas.....	85
72 Tennessee ■.....	76
77 Alabama.....	82
77 Georgia ■.....	66

79 Kentucky.....	64
74 Arkansas †.....	71
81 LSU †.....	65
49 South Carolina †.....	47
76 South Ala. †.....	50
82 Wis.-Milwaukee †.....	60
57 Georgetown †.....	53
75 Villanova †.....	62
73 George Mason †.....	58
73 UCLA †.....	57

Nickname: Gators  
 Colors: Orange & Blue  
 Arena: Stephen C. O'Connell Center  
 Capacity: 12,000; Year Built: 1980  
 AD: Jeremy N. Foley  
 SID: Steve McClain

**FLORIDA A&M**

Tallahassee, FL 32307.....I

Coach: Mike Gillespie, DePaul 1974

**2005-06 RESULTS (14-17)**

68 Cleveland St.....	66
63 Indiana.....	100
69 Florida Int'l ■.....	56
74 Georgia.....	95
71 Bethune-Cookman.....	84
51 Xavier.....	79
74 Alabama St. ■.....	67
53 UNI.....	76
48 Dayton.....	73
65 Tennessee Tech †.....	66
74 Hawaii Pacific †.....	67
47 Florida.....	84
76 Norfolk St. ■.....	64
75 Morgan St. ■.....	42
70 Coppin St. ■.....	75
75 N.C. A&T.....	71
72 South Carolina St.....	65
96 Md.-East. Shore ■.....	92
66 Howard ■.....	65
50 Delaware St.....	61
53 Ohio St.....	95
87 Morgan St.....	79
57 Coppin St.....	68
64 South Carolina St. ■.....	66
70 N.C. A&T ■.....	73
83 Md.-East. Shore.....	72
71 Howard.....	89
58 Delaware St. ■.....	61
73 Hampton.....	65
67 Bethune-Cookman ■.....	54
52 South Carolina St. †.....	60

Nickname: Rattlers  
 Colors: Orange & Green  
 Arena: Gaither Athletic Center  
 Capacity: 3,365; Year Built: 1963  
 AD: Nelson E. Townsend  
 SID: Alvin Hollins

**FLA. ATLANTIC**

Boca Raton, FL 33431-0991.....I

Coach: Matt Doherty, North Carolina  
 1984

**2005-06 RESULTS (15-13)**

74 Colgate.....	78
59 Northwestern.....	69
77 North Fla. ■.....	75
107 Jacksonville ■.....	104
59 UCF ■.....	54
44 South Fla.....	62
73 Col. of Charleston †.....	90
76 Middle Tenn. †.....	90
75 Marist ■.....	84
73 Kennesaw St.....	67
61 East Tenn. St.....	63
91 Mercer ■.....	80
77 Stetson.....	62
72 Gardner-Webb.....	51

97 Campbell.....	88
66 Belmont ■.....	59
50 Lipscomb ■.....	66
82 Belmont.....	92
71 Lipscomb.....	88
95 Campbell ■.....	90
77 Gardner-Webb ■.....	63
73 Mercer.....	74
49 Stetson.....	56
93 East Tenn. St. ■.....	87
81 Kennesaw St. ■.....	62
74 North Fla.....	53
85 Jacksonville.....	76
44 Stetson †.....	54

Nickname: Owls  
 Colors: Blue & Red  
 Arena: FAU Gymnasium  
 Capacity: 5,000; Year Built: 1984  
 AD: Craig W. Angelos  
 SID: Katrina McCormack

**FLA. GULF COAST**

Fort Myers, FL 33965-6565.....II

Coach: Dave Balza, Michigan 1991

**2005-06 RESULTS (18-12)**

83 Stillman.....	74
83 P.R.-Cayey ■.....	73
87 Fla. Memorial ■.....	82
50 Ark.-Monticello ■.....	73
73 P.R.-Bayamon ■.....	43
72 Lynn.....	67
70 Nova Southeastern ■.....	73
71 P.R.-Rio Piedras ■.....	59
79 Fort Valley St.....	66
78 North Ala.....	82
62 Ferris St. ■.....	59
72 Minn. Duluth ■.....	86
78 Valdosta St.....	97
71 Fla. Southern.....	77
56 Lynn ■.....	69
74 Palm Beach Atl. ■.....	55
58 Barry ■.....	40
77 Hawaii Pacific.....	92
74 BYU-Hawaii.....	82
46 Albany St. (Ga.).....	48
71 West Ga.....	90
69 Palm Beach Atl.....	60
80 Kentucky St. ■.....	78
87 Apprentice ■.....	79
67 Nova Southeastern.....	64
76 Dist. Columbia ■.....	44
78 Upper Iowa ■.....	69
72 North Greenville ■.....	59
68 Morehouse.....	71
48 Albany St. (Ga.) ■.....	44

Nickname: Eagles  
 Colors: Green & Blue  
 Arena: Allico Arena  
 Capacity: 4,500; Year Built: 2002  
 AD: Carl McAloose  
 SID: Jim Herlihy

**FLORIDA INT'L**

Miami, FL 33199.....I

Coach: Sergio Rouco, Nova  
 Southeastern 1987

**2005-06 RESULTS (8-20)**

51 Hofstra.....	64
71 Central Conn. St. ■.....	61
56 Florida A&M.....	69
69 South Fla. ■.....	64
72 Florida Tech ■.....	54
45 George Washington.....	70
47 Notre Dame.....	81
58 Michigan St.....	85
61 La Salle.....	70
65 St. Bonaventure ■.....	69
57 Cal St. Fullerton ■.....	74

60 DePaul.....	72
53 Ark.-Little Rock ■.....	55
71 Arkansas St. ■.....	81
81 North Texas.....	90
55 Denver.....	80
61 New Orleans.....	52
55 La.-Lafayette ■.....	50
61 Western Ky. ■.....	66
64 Middle Tenn. ■.....	66
58 Ark.-Little Rock.....	55
84 Arkansas St.....	85
71 North Fla. ■.....	57
71 Troy ■.....	68
51 South Ala. ■.....	64
65 Western Ky.....	80
58 Middle Tenn.....	82
56 New Orleans ↑.....	76

Nickname: Golden Panthers  
 Colors: Blue & Gold  
 Arena: Pharmed Arena  
 Capacity: 5,000; Year Built: 1986  
 AD: Rick Mello  
 SID: Rich Kelch

**FLA. SOUTHERN**

Lakeland, FL 33801-5698.....||

Coach: Tony Longa, UCF 1987

**2005-06 RESULTS (16-12)**

74 Fla. Memorial ■.....	67
78 Albany St. (Ga.) ↑.....	57
76 Virginia St. ↑.....	65
91 P.R.-Bayamon ■.....	56
95 Palm Beach Atl. ■.....	70
91 Southeastern (Fla.) ■.....	63
78 St. Leo.....	72
87 Palm Beach Atl.....	71
89 Webber Int'l ■.....	55
68 West Ga. ■.....	89
56 Bentley ■.....	70
54 Tampa ■.....	65
77 Fla. Gulf Coast ■.....	71
56 Rollins ■.....	76
60 Barry.....	56
60 Lynn ■.....	76
71 Eckerd.....	74
63 Nova Southeastern ■.....	58
78 Florida Tech.....	60
57 St. Leo ■.....	58
69 Tampa.....	65
73 Nova Southeastern.....	85
51 Barry ■.....	46
70 Lynn.....	67
60 Eckerd ■.....	69
68 Rollins.....	76
82 Florida Tech ■.....	85
71 Lynn ↑.....	75

Nickname: Moccasins  
 Colors: Scarlet & White  
 Arena: Jenkins Field House  
 Capacity: 2,500; Year Built: 1966  
 AD: Lois Webb  
 SID: Bill Turnage

**FLORIDA ST.**

Tallahassee, FL 32306.....|

Coach: Leonard Hamilton, Tenn.-Martin 1971

**2005-06 RESULTS (20-10)**

78 Jacksonville.....	48
85 Alcorn St. ■.....	67
66 Florida.....	74
97 Purdue ■.....	57
85 La.-Monroe ■.....	62
90 Texas Southern ■.....	59
71 Bowling Green ↑.....	60
75 Stetson ■.....	57
108 Campbell ■.....	73
74 Nebraska ↑.....	60
55 Clemson.....	61

74 Virginia Tech ■.....	68
87 Virginia.....	82
87 Boston College.....	90
80 North Carolina ■.....	81
75 Wake Forest.....	68
78 Miami (Fla.) ■.....	84
69 Clemson ■.....	59
96 Duke.....	97
80 Georgia Tech ■.....	79
73 Massachusetts ■.....	63
64 North Carolina St.....	86
76 Virginia.....	62
71 Maryland ■.....	60
61 Virginia Tech.....	72
79 Duke ■.....	74
67 Miami (Fla.).....	64
66 Wake Forest ↑.....	78
67 Butler ■.....	63
68 South Carolina ■.....	69

Nickname: SYMBOL: Seminoles  
 Colors: Garnet & Gold  
 Arena: Donald L. Tucker Center  
 Capacity: 12,100; Year Built: 1981  
 AD: David R. Hart Jr.  
 SID: Chuck Walsh

**FLORIDA TECH**

Melbourne, FL 32901.....||

Coach: Billy Mims, Charleston So. 1981

**2005-06 RESULTS (7-21)**

91 Valdosta St. ■.....	89
89 Palm Beach Atl.....	93
90 Fla. Memorial ■.....	84
62 Houston.....	131
54 Florida Int'l.....	72
55 Rollins ■.....	83
83 Palm Beach Atl. ■.....	84
109 Southeastern (Fla.) ■.....	67
71 Armstrong Atlantic.....	78
54 Bentley ↑.....	85
68 West Ga. ↑.....	87
61 Barry.....	82
71 Nova Southeastern ■.....	88
57 Tampa.....	65
67 St. Leo ■.....	77
49 Eckerd.....	71
59 Lynn.....	86
60 Fla. Southern ■.....	78
77 Rollins.....	81
73 Barry ■.....	76
57 Nova Southeastern.....	82
53 Lynn ■.....	88
85 St. Leo.....	81
66 Eckerd.....	68
94 Johnson & Wales (Fl.) ■.....	68
69 Tampa ■.....	64
85 Fla. Southern.....	82
72 St. Leo ■.....	77

Nickname: Panthers  
 Colors: Crimson & Gray  
 Arena: Charles & Ruth Clemente Center  
 Capacity: 1,500; Year Built: 2001  
 AD: William K. Jurgens  
 SID: Christa Parulis-Kaye

**FONTBONNE**

St Louis, MO 63105-3098.....|||

Coach: Lee McKinney, Southeast Mo. St. 1960

**2005-06 RESULTS (8-17)**

55 Milwaukee Engr. ↑.....	68
65 Moody Bible.....	61
66 Robert Morris-S'fiel ■.....	72
81 Rockford ■.....	86
65 William Penn ■.....	81
54 Franklin.....	72
89 Concordia (Mo.) ■.....	69
82 St. Louis Christian ■.....	53
78 Lincoln Chrst.....	77

69 Washington-St. Louis.....	104
53 Cal St. Monterey Bay ↑.....	90
67 Greenville ■.....	82
70 MacMurray.....	77
61 Maryville (Mo.) ■.....	73
86 Principia ■.....	40
66 Westminster (Mo.).....	82
62 Webster.....	74
58 Blackburn ■.....	72
75 Greenville.....	63
71 MacMurray ■.....	88
68 Maryville (Mo.).....	76
71 Principia.....	62
69 Westminster (Mo.) ■.....	70
67 Webster.....	65
56 Blackburn.....	68

Nickname: Griffins  
 Colors: Purple & Gold  
 Arena: Dunham Student Activities  
 Capacity: 1,800; Year Built: 1993  
 AD: Lee McKinney  
 SID: Lance Thornhill

**FORDHAM**

Bronx, NY 10458-5155.....|

Coach: Dereck Whittenburg, North Carolina St. 1984

**2005-06 RESULTS (16-16)**

52 Old Dominion ↑.....	65
68 Georgia ↑.....	79
72 Norfolk St. ↑.....	53
60 St. Francis (N.Y.) ■.....	66
54 Siena.....	64
70 Iona ■.....	71
63 Holy Cross.....	71
62 Virginia.....	60
95 Fairfield.....	80
68 Manhattan.....	81
49 Notre Dame.....	85
71 Lafayette ■.....	52
66 Dayton ■.....	56
59 Rhode Island.....	64
78 Penn ■.....	63
90 Duquesne ■.....	63
61 Massachusetts.....	74
79 St. Bonaventure ■.....	72
54 St. Louis.....	64
63 Richmond ■.....	45
90 Duquesne.....	81
81 St. Bonaventure.....	70
79 Rhode Island ■.....	76
64 Xavier.....	84
75 Charlotte ■.....	81
58 St. Joseph's.....	64
67 George Washington ■.....	78
83 La Salle ■.....	74
69 Temple.....	52
45 Richmond ↑.....	37
64 La Salle ↑.....	62
59 Xavier ↑.....	70

Nickname: Rams  
 Colors: Maroon & White  
 Arena: Rose Hill Gym  
 Capacity: 3,470; Year Built: 1926  
 AD: Francis X. McLaughlin  
 SID: Joe DiBari

**FORT HAYS ST.**

Hays, KS 67601.....||

Coach: Mark Johnson, Pittsburg St. 1993

**2005-06 RESULTS (27-4)**

82 Bethany (Kan.) ■.....	59
86 Illinois Tech ■.....	47
84 Washburn.....	74
87 Bethel (Kan.) ■.....	50
46 Henderson St. ↑.....	43
95 Evangel ↑.....	91
68 Central Christian ■.....	45
57 Southwest Baptist ↑.....	60

88 N.M. Highlands.....	79
86 UC-Colo. Spgs.....	59
67 Colorado St.-Pueblo ■.....	52
77 Western St.....	72
72 Mesa St.....	58
75 Fort Lewis.....	67
57 Adams St. ■.....	49
82 Chadron St. ■.....	58
74 Neb.-Kearney.....	72
56 Colorado Mines.....	52
80 Colo. Christian.....	66
75 Metro St. ■.....	62
69 Regis (Colo.) ■.....	48
78 Colo. Christian ■.....	61
81 Colorado Mines ■.....	60
69 Regis (Colo.).....	64
67 Metro St.....	59
47 Chadron St.....	41
66 Neb.-Kearney ■.....	70
73 N.M. Highlands ■.....	69
68 Metro St. ↑.....	76
69 St. Cloud St. ↑.....	54
58 Northern St. ↑.....	60

Nickname: Tigers  
 Colors: Black & Gold  
 Arena: Gross Memorial Coliseum  
 Capacity: 6,814; Year Built: 1973  
 AD: Curtis Hammeke  
 SID: Ryan Prickett

**FORT LEWIS**

Durango, CO 81301-3999.....||

Coach: Bob Hofman, Colorado 1974

**2005-06 RESULTS (18-9)**

87 Johnson & Wales (CO) ↑.....	53
77 Simpson (Cal.) ↑.....	58
86 Wayne St. (Neb.) ■.....	70
73 Grand Canyon ■.....	76
68 Regis (Colo.) ■.....	65
67 Metro St. ■.....	64
63 Colorado Mines.....	61
84 Colo. Christian.....	66
75 Cal St. Bakersfield.....	80
75 San Fran. St. ↑.....	71
58 Cal Baptist.....	76
77 Neb.-Kearney ■.....	78
67 Fort Hays St.....	75
75 Chadron St.....	85
70 Adams St.....	69
68 Colorado St.-Pueblo ■.....	52
70 Western St.....	48
63 Mesa St.....	52
114 UC-Colo. Spgs. ■.....	76
81 N.M. Highlands ■.....	69
58 Mesa St. ■.....	49
98 Western St. ■.....	68
79 N.M. Highlands.....	84
81 UC-Colo. Spgs.....	82
64 Adams St. ■.....	55
70 Colorado St.-Pueblo.....	67
71 Colorado Mines ■.....	72

Nickname: Skyhawks  
 Colors: Navy Blue, Light Blue & Gold  
 Arena: Whalen Gymnasium  
 Capacity: 2,750  
 AD: Pam Adams  
 SID: Sarah Meier

**FORT VALLEY ST.**

Fort Valley, GA 31030.....||

Coach: Travis Williams, Georgia St. 1995

**2005-06 RESULTS (12-16)**

47 Armstrong Atlantic ↑.....	46
75 Miles.....	69
69 LeMoyn-Owen.....	63
69 West Ga. ■.....	71
66 Fla. Gulf Coast ■.....	79
55 N.C. Central ■.....	53

62 Ga. Southwestern ■.....	48
74 Tuskegee.....	68
56 Stillman.....	59
58 Kentucky St. ■.....	64
75 Lane ■.....	82
61 Albany St. (Ga.).....	73
68 Paine.....	78
46 Benedict.....	48
68 Kentucky St.....	70
61 Lane.....	79
77 Miles ■.....	63
67 LeMoyn-Owen ■.....	59
84 Clark Atlanta ■.....	48
76 Morehouse ■.....	70
91 Tuskegee ■.....	60
68 Stillman ■.....	69
72 Morehouse.....	79
69 Albany St. (Ga.) ■.....	63
70 Paine.....	72
61 Benedict ■.....	69
69 Clark Atlanta.....	71
63 Miles †.....	68

Nickname: Wildcats  
 Colors: Royal Blue & Old Gold  
 Arena: Health and Physical Education Complex  
 Capacity: 5,100; Year Built: 2004  
 AD: Gwendolyn Reeves  
 SID: Russell Boone

**FRAMINGHAM ST.**

Framingham, MA 01701-9101 .III

Coach: Don Spellman, Suffolk 1985  
**2005-06 RESULTS (9-14)**

71 Gordon.....	93
78 Southern Me.....	87
69 Daniel Webster ■.....	45
88 Lesley †.....	94
81 Eastern Nazarene †.....	68
62 Roger Williams ■.....	59
79 Eastern Nazarene.....	53
104 Elms.....	100
69 St. Joseph's (Me.) ■.....	80
62 Brandeis ■.....	76
71 Mass. Liberal Arts ■.....	60
68 Bridgewater St.....	67
61 Worcester St. ■.....	76
74 Salem St.....	83
52 Fitchburg St. ■.....	68
61 Westfield St. ■.....	82
68 Newbury ■.....	66
80 Mass. Liberal Arts.....	64
55 Bridgewater St. ■.....	63
71 Worcester St.....	77
65 Salem St. ■.....	71
49 Fitchburg St.....	75
65 Westfield St.....	89

Nickname: Rams  
 Colors: Black & Gold  
 Arena: Athletic & Recreation Center  
 Capacity: 1,000; Year Built: 2002  
 AD: Thomas M. Kelley  
 SID: Kathy Lynch

**FRANCIS MARION**

Florence, SC 29501-0547.....II

Coach: John Schweitz, Richmond 1988  
**2005-06 RESULTS (12-16)**

60 Fayetteville St.....	63
79 Coker ■.....	66
68 Anderson (S.C.) ■.....	56
58 Mount Olive.....	74
82 Mars Hill ■.....	54
46 S.C. Upstate ■.....	47
69 Lander.....	66
82 Wingate ■.....	62
71 Mars Hill.....	52
59 Armstrong Atlantic.....	75

66 GC&SU ■.....	71
67 S.C.-Aiken ■.....	53
78 Columbus St.....	91
56 Augusta St. ■.....	60
39 Clayton St.....	56
40 S.C. Upstate.....	62
64 Lander ■.....	61
78 UNC Pembroke ■.....	61
63 Armstrong Atlantic ■.....	71
48 GC&SU.....	55
75 S.C.-Aiken.....	71
67 Columbus St. ■.....	78
73 UNC Pembroke.....	71
56 Augusta St.....	69
88 Clayton St.....	81
78 UNC Pembroke †.....	83

Nickname: Patriots  
 Colors: Red, White & Blue  
 Arena: Smith University Center  
 Capacity: 3,027; Year Built: 1974  
 AD: Murray Hartzler  
 SID: Michael G. Hawkins

**FRANKLIN**

Franklin, IN 46131.....IIII

Coach: Kerry Prather, Indiana 1977

**2005-06 RESULTS (20-8)**

89 Webber In'l.....	68
62 Eckerd.....	74
61 Rose-Hulman.....	54
72 Fontbonne ■.....	54
80 Tri-State ■.....	57
85 Knox ■.....	64
92 Wheaton (Ill.) ■.....	77
73 Millikin ■.....	57
91 Earlham.....	88
61 North Central (Ill.) ■.....	73
58 Wabash.....	68
64 Hanover.....	70
87 Defiance ■.....	77
88 Bluffton.....	93
97 Anderson (Ind.) ■.....	83
71 Manchester.....	65
93 Mt. St. Joseph ■.....	77
69 Transylvania ■.....	75
66 Defiance.....	59
83 Bluffton ■.....	59
73 Anderson (Ind.).....	63
75 Manchester ■.....	55
81 Mt. St. Joseph.....	70
70 Transylvania.....	74
89 Hanover ■.....	77
71 Anderson (Ind.) ■.....	57
86 Bluffton †.....	66
48 Transylvania.....	63

Nickname: Grizzlies  
 Colors: Navy & Old Gold  
 Arena: Spurlock Center  
 Capacity: 1,500; Year Built: 1975  
 AD: Kerry N. Prather  
 SID: Kevin Elixman

**FRANK. & MARSH.**

Lancaster, PA 17604-3003.....IIII

Coach: Glenn Robinson, West Chester 1967

**2005-06 RESULTS (13-12)**

73 Gwynedd-Mercy ■.....	68
75 Trinity (Conn.) ■.....	84
82 Juniata ■.....	60
77 Swarthmore ■.....	65
73 Gettysburg.....	61
69 Lebanon Valley.....	55
54 Dickinson.....	59
70 Haverford.....	74
78 Alvernia ■.....	73
90 Mitchell.....	40
76 Lincoln (Pa.) ■.....	100

80 Ursinus ■.....	86
70 Muhlenberg.....	82
65 Washington (Md.) ■.....	72
48 Swarthmore.....	79
73 Johns Hopkins.....	80
53 Haverford ■.....	38
74 McDaniel.....	63
59 Ursinus.....	75
70 Gettysburg ■.....	78
65 Muhlenberg ■.....	64
70 Dickinson.....	69
64 Washington (Md.).....	74
69 McDaniel.....	60
61 Johns Hopkins ■.....	50

Nickname: Diplomats  
 Colors: Blue & White  
 Arena: Mayser Center  
 Capacity: 3,000; Year Built: 1960  
 AD: Timothy D. Downes  
 SID: Edward Haas

**FRANKLIN PIERCE**

Rindge, NH 03461.....II

Coach: David Chadbourne, St. Joseph's (Me.) 1987

**2005-06 RESULTS (13-15)**

86 Vermont Tech †.....	49
83 Baruch †.....	57
67 Southern Conn. St. ■.....	57
68 Southern N.H. ■.....	81
64 Mass.-Lowell.....	81
56 St. Rose.....	75
66 Concordia (N.Y.) ■.....	80
76 NYIT †.....	47
57 C.W. Post.....	61
62 Pace ■.....	61
58 Le Moyne.....	49
81 St. Michael's ■.....	66
61 St. Anselm.....	74
67 Southern Conn. St.....	63
59 St. Rose ■.....	65
69 Pace.....	68
56 Le Moyne ■.....	54
73 St. Michael's.....	52
73 Bryant.....	71
73 Assumption.....	57
67 American In'l ■.....	72
64 Bentley.....	66
56 Stonehill ■.....	70
54 St. Anselm ■.....	77
51 Merrimack.....	70
56 Southern N.H.....	70
66 Mass.-Lowell ■.....	69
60 Merrimack.....	63

Nickname: Ravens  
 Colors: Crimson, Gray & Black  
 Arena: FPC Fieldhouse  
 Capacity: 2,000; Year Built: 1967  
 AD: Bruce Kirsh  
 SID: Doug Manson

**FREDONIA ST.**

Fredonia, NY 14063.....IIII

Coach: Kevin Moore, Brockport St. 1983

**2005-06 RESULTS (9-16)**

64 Emerson †.....	60
51 Rutgers-Newark.....	76
61 D'Youville.....	55
76 Buffalo St.....	90
48 Cortland St.....	65
54 Oneonta St.....	67
67 St. John Fisher ■.....	76
58 Pitt.-Bradford.....	54
58 Pitt.-Behrend ■.....	72
70 Houghton.....	59
81 Thiel ■.....	73
64 Oswego St. ■.....	71
70 New Paltz St. ■.....	67

54 Potsdam St. ■.....	66
61 Plattsburgh St. ■.....	51
64 Brockport St. ■.....	56
54 Oswego St.....	58
64 New Paltz St.....	68
54 Geneseo St.....	75
79 Oneonta St. ■.....	69
81 Thiel.....	89
52 Plattsburgh St.....	76
57 Potsdam St.....	68
68 Utica/Rome ■.....	87
53 Cortland St. ■.....	73

Nickname: Blue Devils  
 Colors: Blue & White  
 Arena: Steele Hall  
 Capacity: 3,500; Year Built: 1983  
 AD: Gregory Prechil  
 SID: Jerry Reilly

**FRESNO ST.**

Fresno, CA 93740-0048.....I

Coach: Steve Cleveland, UC Irvine 1976

**2005-06 RESULTS (15-13)**

85 Cal Poly.....	77
80 Oregon St. ■.....	73
69 Buffalo.....	85
84 Iowa St.....	77
75 Cal St. Northridge ■.....	60
61 San Diego †.....	72
63 Pacific.....	99
89 Norfolk St. ■.....	70
79 UC Santa Barb. ■.....	76
65 San Francisco ■.....	60
69 Iowa ■.....	70
99 Utah St. ■.....	96
70 New Mexico St.....	73
54 Louisiana Tech.....	73
87 Nevada ■.....	77
65 Hawaii.....	73
75 New Mexico St. ■.....	72
66 Louisiana Tech ■.....	68
89 Idaho ■.....	54
63 Boise St.....	66
61 Idaho.....	72
79 San Jose St. ■.....	66
73 Hawaii ■.....	67
62 Creighton.....	67
87 San Jose St.....	80
81 Boise St. ■.....	79
77 Utah St.....	87
60 Nevada.....	74

Nickname: Bulldogs  
 Colors: Red & Blue  
 Arena: Save Mart Center  
 Capacity: 15,596; Year Built: 2003  
 AD: Thomas C. Boeh  
 SID: Steve Weakland

**FROSTBURG ST.**

Frostburg, MD 21532-1099.....IIII

Coach: Webb Hatch, VMI 1969

**2005-06 RESULTS (12-15)**

69 McDaniel †.....	72
70 Salisbury †.....	62
65 Hood †.....	63
79 Waynesburg ■.....	64
77 Shenandoah.....	81
60 Pitt.-Bradford ■.....	73
50 Penn St.-Behrend ■.....	65
82 Mary Washington.....	91
60 Chris. Newport.....	71
75 Lake Erie.....	87
64 La Roche.....	73
76 Hilbert ■.....	71
98 Medaille ■.....	79
67 Penn St.-Altoona.....	64
77 Pitt.-Greensburg.....	78
107 Mt. Aloysius ■.....	83

55 Penn St.-Behrend.....	66
90 Pitt.-Bradford.....	86
71 Penn St.-Altoona ■.....	93
69 La Roche ■.....	64
69 Lake Erie ■.....	85
107 Mt. Aloysius.....	92
80 Medaille.....	78
67 Hilbert.....	72
92 Pitt.-Greensburg ■.....	95
59 Penn St.-Behrend.....	54
54 Pitt.-Greensburg †.....	69

Nickname: Bobcats  
 Colors: Red, White & Black  
 Arena: Bobcat Arena  
 Capacity: 3,600; Year Built: 1977  
 AD: Ralph L. Brewer  
 SID: To be named

**FURMAN**

Greenville, SC 29613.....I

Coach: Larry Davis, Asbury 1978

**2005-06 RESULTS (15-13)**

100 Macalester ■.....	58
60 Vanderbilt.....	81
74 Texas Tech.....	83
91 Johns Hopkins ■.....	55
79 Campbell.....	78
73 San Diego ■.....	80
65 UNC Asheville.....	79
99 Sewanee ■.....	69
63 Missouri.....	72
83 Kennesaw St. ■.....	76
75 South Carolina St. ■.....	64
76 Chattanooga ■.....	71
53 Col. of Charleston.....	66
83 Wofford.....	52
70 Davidson ■.....	66
66 Ga. Southern.....	63
81 Citadel ■.....	57
77 Elon.....	81
73 North Dakota St. ■.....	61
76 Western Caro.....	85
59 UNC Greensboro.....	65
76 Appalachian St. ■.....	64
65 Col. of Charleston ■.....	67
67 Wofford ■.....	59
59 Davidson.....	77
64 Citadel.....	41
61 Ga. Southern ■.....	86
53 Citadel †.....	65

Nickname: Paladins  
 Colors: Purple & White  
 Arena: Timmons Arena  
 Capacity: 5,500; Year Built: 1997  
 AD: Gary Clark  
 SID: Hunter Reid

**GALLAUDET**

Washington, DC 20002-3695 ..III

Coach: James DeStefano, Gallaudet 1985

**2005-06 RESULTS (14-12)**

89 Waynesburg †.....	95
100 Ashford †.....	66
74 Penn St.-Berks ■.....	63
65 John Jay.....	54
61 Widener ■.....	66
63 Salisbury.....	60
78 Goucher ■.....	47
82 Wesley ■.....	63
76 Flagler.....	79
60 Notre Dame (Ohio) †.....	67
78 Maryland Bible.....	50
61 Mary Washington ■.....	67
57 Marymount (Va.).....	71
75 Hood.....	72
77 St. Mary's (Md.).....	83
65 Catholic ■.....	62

60 York (Pa.) ■.....	73
78 Goucher.....	66
81 Christendom.....	56
71 Salisbury.....	50
69 Mary Washington.....	70
72 St. Mary's (Md.) ■.....	53
69 Marymount (Va.) ■.....	64
75 York (Pa.).....	94
64 Catholic.....	72
55 Salisbury ■.....	56

Nickname: Bison  
 Colors: Buff & Blue  
 Arena: Field House  
 Capacity: 1,892; Year Built: 1984  
 AD: James De Stefano  
 SID: Jeremy Bunblasky

**GANNON**

Erie, PA 16541-0001.....II

Coach: John T. Reilly, Bowie St. 1986

**2005-06 RESULTS (12-15)**

108 Penn St.-Beaver ■.....	47
72 Valdosta St. †.....	74
63 Shepherd.....	74
69 Edinboro ■.....	78
65 Northwood ■.....	68
84 Ohio Valley ■.....	70
53 Wayne St. (Mich.) ■.....	48
44 Hillsdale ■.....	71
72 Penn St.-McKeesport ■.....	59
70 Daemen ■.....	58
78 Daemen ■.....	62
57 Quincy ■.....	50
49 Ashland.....	60
53 Findlay.....	68
65 Saginaw Valley ■.....	69
66 Northwood ■.....	55
80 Lake Superior St.....	75
47 Ferris St.....	68
43 Grand Valley St.....	66
45 Mercyhurst.....	48
59 Michigan Tech ■.....	57
62 Northern Mich. ■.....	64
72 Hillsdale.....	89
57 Wayne St. (Mich.).....	74
77 Ashland ■.....	76
50 Findlay ■.....	71
57 Mercyhurst ■.....	54

Nickname: Golden Knights  
 Colors: Maroon & Gold  
 Arena: Hammermill Center  
 Capacity: 2,800; Year Built: 1949  
 AD: Bill Elias  
 SID: Dan Teliski

**GARDNER-WEBB**

Boiling Springs, NC 28017.....I

Coach: Rick Scruggs, Georgia 1979

**2005-06 RESULTS (17-12)**

80 North Carolina.....	83
77 East Caro.....	72
43 Auburn.....	70
73 Minnesota.....	72
70 Stetson ■.....	68
67 Mercer ■.....	58
68 UNC Greensboro.....	76
90 Western Caro.....	83
58 Ohio St.....	87
58 Lipscomb.....	70
69 Belmont.....	67
68 Kennesaw St. ■.....	74
66 East Tenn. St. ■.....	89
76 Campbell ■.....	79
51 Fla. Atlantic ■.....	72
72 Jacksonville.....	67
71 North Fla.....	67
81 Campbell.....	70
77 Jacksonville ■.....	73

69 North Fla. ■.....	68
63 Fla. Atlantic.....	77
84 Kennesaw St.....	58
69 East Tenn. St.....	64
74 Belmont ■.....	66
71 Lipscomb ■.....	66
77 Mercer.....	67
65 Stetson.....	77
64 East Tenn. St. †.....	63
51 Lipscomb †.....	70

Nickname: Runnin' Bulldogs  
 Colors: Scarlet, White & Black  
 Arena: Paul Porter Arena  
 Capacity: 5,500; Year Built: 1982  
 AD: Chuck Burch  
 SID: Marc Rabb

**GENESEO ST.**

Geneseo, NY 14454.....III

Coach: Steve Minton, Heidelberg 1986

**2005-06 RESULTS (12-14)**

65 Western Conn. St. †.....	48
60 MIT †.....	68
72 Utica/Rome ■.....	75
60 Oswego St.....	67
54 Plattsburgh St.....	71
73 Alfred.....	78
61 St. John Fisher ■.....	75
70 Pitt.-Bradford ■.....	61
55 St. John Fisher †.....	70
86 Rochester Inst. †.....	56
85 Keuka †.....	71
79 Elmira ■.....	40
74 Oneonta St.....	59
73 New Paltz St.....	49
88 Buffalo St. ■.....	64
57 Cortland St. ■.....	69
92 Utica/Rome.....	94
75 Fredonia St. ■.....	54
59 Plattsburgh St. ■.....	66
71 Potsdam St. ■.....	78
58 Buffalo St.....	70
78 Oneonta St. ■.....	69
72 New Paltz St. ■.....	63
78 Brockport St.....	94
76 Cortland St.....	70
62 Oswego St.....	66

Nickname: Blue Knights  
 Colors: Navy Blue & White  
 Arena: Alumni Fieldhouse  
 Capacity: 3,000; Year Built: 1973  
 AD: Marilyn Moore  
 SID: George Gagnier

**GEORGE FOX**

Newberg, OR 97132-2697.....III

Coach: Mark Sundquist, Seattle Pacific 1989

**2005-06 RESULTS (16-9)**

107 Northwest (Wash.) ■.....	91
100 Corban.....	108
78 Northwest Chrst. ■.....	63
77 Whitworth ■.....	69
81 Whitman.....	68
87 Corban ■.....	82
79 Claremont-M-S ■.....	69
68 Whittier.....	64
75 La Verne †.....	84
90 Chapman.....	85
97 Puget Sound.....	106
70 Pacific (Ore.).....	67
71 Linfield.....	81
69 Lewis & Clark.....	76
88 Walla Walla ■.....	67
78 Pacific Lutheran ■.....	61
77 Willamette.....	86
69 Whitworth.....	79
87 Whitman.....	79

76 Puget Sound ■.....	97
79 Pacific (Ore.) ■.....	72
85 Linfield ■.....	67
71 Lewis & Clark ■.....	62
93 Pacific Lutheran.....	92
76 Willamette ■.....	79

Nickname: Bruins  
 Colors: Navy & Gold  
 Arena: Wheeler Sports Center/Miller Gym  
 Capacity: 2,750; Year Built: 1977  
 AD: Craig Taylor  
 SID: Blair Cash

**GEORGE MASON**

Fairfax, VA 22030.....I

Coach: Jim Larranaga, Providence 1971

**2005-06 RESULTS (27-8)**

79 UC Irvine †.....	56
78 Wake Forest.....	83
52 Creighton ■.....	72
72 Manhattan.....	66
81 Georgia St.....	51
75 American †.....	35
53 Old Dominion.....	54
81 Radford ■.....	69
79 Hampton ■.....	66
71 Holy Cross ■.....	38
61 Mississippi St.....	63
71 Northeastern.....	68
73 Va. Commonwealth ■.....	60
70 Delaware ■.....	56
65 William & Mary.....	46
65 James Madison.....	43
74 Northeastern ■.....	63
63 UNC Wilmington.....	69
81 William & Mary ■.....	58
66 Old Dominion ■.....	47
57 Delaware.....	52
69 UNC Wilmington ■.....	62
73 Va. Commonwealth.....	61
65 Towson ■.....	53
67 Drexel ■.....	48
70 Wichita St.....	67
66 Hofstra.....	77
95 James Madison ■.....	68
61 Georgia St. †.....	56
49 Hofstra †.....	58
75 Michigan St. †.....	65
65 North Carolina †.....	60
63 Wichita St. †.....	55
86 Connecticut †.....	84
58 Florida †.....	73

Nickname: Patriots  
 Colors: Green & Gold  
 Arena: Patriot Center  
 Capacity: 10,000; Year Built: 1985  
 AD: Thomas J. O'Connor  
 SID: Carlton D. White

**GEORGE WASHINGTON**

Washington, DC 20052.....I

Coach: Karl Hobbs, Connecticut 1985

**2005-06 RESULTS (27-3)**

87 Kennesaw St. ■.....	42
80 Norfolk St. ■.....	69
85 St. Francis (Pa.) ■.....	68
75 Boston U. ■.....	62
78 Maryland †.....	70
70 Florida Int'l ■.....	45
102 Morgan St.....	75
98 Md.-East. Shore ■.....	72
58 North Carolina St.....	79
72 Temple.....	60
79 Marshall.....	73
69 St. Louis ■.....	64
82 St. Joseph's ■.....	70
88 Stony Brook ■.....	60



83	Charlotte	69
94	Duquesne	78
81	Rhode Island ■	62
89	Xavier	85
80	Richmond ■	55
81	Dayton ■	67
64	St. Joseph's	62
69	Massachusetts ■	66
64	Richmond	51
77	La Salle ■	65
78	Fordham	67
89	St. Bonaventure	78
86	Charlotte ■	85
53	Temple †	68
88	UNC Wilmington †	85
61	Duke †	74

Nickname: Colonials  
 Colors: Buff & Blue  
 Arena: Charles E. Smith Center  
 Capacity: 5,000; Year Built: 1975  
 AD: Jack E. Kvanetz  
 SID: Brad Bower

**GEORGETOWN**

Washington, DC 20057-1121 ....I

Coach: John Thompson III, Princeton  
 1988

**2005-06 RESULTS (23-10)**

72	Navy	49
73	James Madison	66
61	Vanderbilt ■	68
71	Oregon	57
48	Illinois	58
76	Fairfield ■	51
70	Stetson ■	50
78	Savannah St. ■	49
61	Colgate †	45
76	UTEP	64
72	Providence ■	62
79	St. John's (N.Y.)	65
61	West Virginia	68
67	Connecticut	74
50	South Fla. ■	47
87	Duke ■	84
85	Notre Dame	82
76	Cincinnati ■	57
64	DePaul	44
61	Pittsburgh ■	58
64	St. John's (N.Y.) ■	41
56	West Virginia ■	69
51	Marquette	57
65	Villanova	75
66	Rutgers ■	50
68	Syracuse ■	53
56	South Fla.	63
67	Notre Dame †	63
62	Marquette †	59
57	Syracuse †	58
54	UNI †	49
70	Ohio St. †	52
53	Florida †	57

Nickname: Hoyas  
 Colors: Blue & Gray  
 Arena: MCI Center  
 Capacity: 20,600; Year Built: 1997  
 AD: Bernard Muir  
 SID: Bill Shapland

**GEORGIA**

Athens, GA 30602-1661 ....I

Coach: Dennis Felton, Howard 1985

**2005-06 RESULTS (15-15)**

65	Old Dominion †	74
79	Fordham †	68
76	Eastern Ky. †	68
69	Western Ky.	65
95	Florida A&M ■	74
84	Savannah St. ■	48

91	Georgia Tech ■	75
72	Georgia St. †	61
60	Oregon St. †	64
62	Nevada	68
72	Clemson ■	69
89	Western Caro. ■	65
78	Howard ■	72
72	Florida ■	90
76	Tennessee	89
64	South Carolina	61
55	Kentucky ■	69
72	Mississippi ■	65
52	LSU	81
65	Auburn	66
88	Alabama ■	79
74	Vanderbilt	73
78	Tennessee ■	83
61	Kentucky	68
55	Vanderbilt ■	72
48	South Carolina ■	47
68	Mississippi St.	83
66	Florida	77
57	Arkansas ■	74
67	Arkansas †	80

Nickname: Bulldogs  
 Colors: Red & Black  
 Arena: Stegeman Coliseum  
 Capacity: 10,523; Year Built: 1963  
 AD: Damon Evans  
 SID: Tim Hix

**GC&SU**

Milledgeville, GA 31061 .....II

Coach: Terry Sellers, Aub.-Montgomery  
 1976

**2005-06 RESULTS (22-9)**

72	Tusculum †	82
84	Mars Hill †	76
61	Presbyterian ■	64
83	Morehouse †	67
53	West Ga.	68
77	Columbus St. ■	62
67	Clayton St.	63
61	Augusta St.	60
79	Presbyterian	67
92	UNC Pembroke ■	61
71	Francis Marion	66
76	S.C. Upstate	96
69	Lander ■	48
77	S.C.-Aiken ■	63
81	Columbus St.	86
49	Clayton St. ■	69
98	S.C.-Aiken	89
67	Augusta St. ■	54
74	Armstrong Atlantic ■	65
76	UNC Pembroke	54
55	Francis Marion ■	48
78	S.C. Upstate ■	74
50	Armstrong Atlantic	57
63	Lander	58
78	UNC Pembroke †	65
72	Armstrong Atlantic †	74
86	Johnson C. Smith †	68
77	Presbyterian †	58
73	Virginia Union	76

Nickname: Bobcats  
 Colors: Navy Blue & Hunter Green  
 Arena: Centennial Center  
 Capacity: 4,071; Year Built: 1989  
 AD: Stan Aldridge  
 SID: Brad Muller

**GA. SOUTHERN**

Statesboro, GA 30460-8086 .....I

Coach: Jeff Price, Pikeville 1981

**2005-06 RESULTS (20-10)**

89	Portland †	75
----	------------	----

61	Texas Tech	74
58	Kansas St.	83
98	Mercer ■	79
90	Augusta St. ■	68
89	Ill.-Chicago ■	59
55	Missouri St.	101
66	South Fla. †	72
64	Illinois St.	61
81	Jacksonville ■	67
82	Arkansas St.	71
84	Jacksonville	79
111	Webber Int'l ■	73
83	Citadel	65
71	Col. of Charleston ■	68
91	Wofford ■	75
63	Furman ■	66
58	Davidson	83
84	Appalachian St.	90
86	UNC Greensboro ■	78
63	Elon ■	45
93	Chattanooga	71
72	Western Caro. ■	67
96	Citadel ■	68
91	Col. of Charleston	79
62	Wofford	78
76	Davidson ■	73
86	Furman	61
61	Appalachian St. †	74
61	Charlotte	77

Nickname: Eagles  
 Colors: Blue & White  
 Arena: Hanner Fieldhouse  
 Capacity: 4,378; Year Built: 1969  
 AD: Samuel Q. Baker  
 SID: Matt Horne

**GEORGIA ST.**

Atlanta, GA 30302-3975 .....I

Coach: Michael Perry, Richmond 1981

**2005-06 RESULTS (7-22)**

99	Delaware ■	72
68	Charlotte ■	73
76	La.-Lafayette ■	61
51	George Mason ■	81
46	Kentucky ■	73
61	Georgia †	72
58	Alabama	85
54	Va. Commonwealth	67
66	Alabama St.	49
70	La.-Lafayette	76
63	Northeastern	89
53	Hofstra	69
62	Old Dominion ■	77
79	William & Mary ■	70
57	Drexel	73
62	Towson	66
54	Northeastern ■	68
68	Va. Commonwealth ■	79
80	Savannah St.	59
77	James Madison	53
73	William & Mary	90
70	Hofstra ■	76
57	UNC Wilmington ■	69
56	Old Dominion	75
75	Col. of Charleston	83
69	Towson ■	70
56	UNC Wilmington	68
72	Towson †	64
56	George Mason †	61

Nickname: Panthers  
 Colors: Blue & White  
 Arena: GSU Sports Arena  
 Capacity: 4,500; Year Built: 1972  
 AD: Mary A. McElroy  
 SID: Charlie Taylor

**GEORGIA TECH**

Atlanta, GA 30332-0455 .....I

Coach: Paul Hewitt, St. John Fisher 1985

**2005-06 RESULTS (11-17)**

80	UNC Asheville ■	52
81	Elon ■	69
51	Ill.-Chicago ■	73
86	Michigan St.	88
63	Virginia ■	54
75	Georgia	91
82	Tennessee St. ■	72
92	Jacksonville ■	67
46	Air Force †	54
73	Bethune-Cookman ■	46
76	Vanderbilt ■	67
60	Boston College ■	58
85	Centenary (La.)	69
78	North Carolina St.	87
71	Wake Forest	86
63	Clemson ■	73
74	Maryland ■	86
64	Boston College	66
62	Virginia Tech	63
53	Miami (Fla.) ■	70
79	Florida St.	80
71	North Carolina St. ■	68
75	North Carolina	82
84	Maryland	87
66	Duke ■	73
76	Wake Forest ■	61
82	Clemson	95
64	Maryland †	82

Nickname: Yellow Jackets  
 Colors: Old Gold & White  
 Arena: Alexander Memorial Coliseum  
 Capacity: 9,191; Year Built: 1956  
 AD: Dan Radakovich  
 SID: Mike Stamus

**GETTYSBURG**

Gettysburg, PA 17325-1668 .....III

Coach: George Petrie, Lebanon Valley  
 1972

**2005-06 RESULTS (16-10)**

64	Moravian ■	58
69	Rensselaer ■	51
80	York (Pa.)	89
61	Frank. & Marsh. ■	73
81	Haverford ■	53
62	Ursinus	71
66	McDaniel	74
49	Messiah ■	64
65	Adrian †	70
68	Susquehanna †	61
72	Hood ■	49
58	Muhlenberg	84
75	Washington (Md.) ■	60
76	Swarthmore ■	56
64	Haverford	81
76	Dickinson	59
62	McDaniel ■	50
58	Johns Hopkins ■	41
58	Muhlenberg ■	52
78	Frank. & Marsh.	70
62	Washington (Md.)	59
66	Ursinus ■	91
67	Swarthmore	50
65	Johns Hopkins	58
77	Dickinson ■	70
66	Johns Hopkins †	78

Nickname: Bullets  
 Colors: Orange & Blue  
 Arena: Bream Gymnasium  
 Capacity: 3,000; Year Built: 1962  
 AD: David Wright  
 SID: Matt Daskivich

**GLENVILLE ST.**

Glenville, WV 26351.....II

Coach: Dwaine Osborne

**2005-06 RESULTS (14-15)**

70	Minn. St. Mankato	97
70	St. Cloud St. †	94
69	Southern Ind.	107
80	Bellarmino †	101
83	Slippery Rock	63
71	Pitt.-Johnstown ■	92
72	St. Vincent	83
74	Lock Haven ■	89
72	Tusculum ■	81
72	Ohio Valley	78
64	Fairmont St.	61
85	Wheeling Jesuit ■	86
82	Salem Int'l ■	85
80	Concord	75
87	West Virginia St.	109
77	Charleston (W.V.) ■	79
100	Bluefield St. ■	84
89	West Va. Tech	79
116	West Liberty St. ■	105
85	Shepherd	80
97	Davis & Elkins ■	87
81	West Va. Wesleyan ■	72
91	Alderson-Broadus	82
79	Shepherd ■	75
67	West Va. Wesleyan	73
83	Davis & Elkins	68
75	Alderson-Broadus ■	68
77	Ohio Valley ■	76
70	West Virginia St. †	90

Nickname: Pioneers  
 Colors: Royal Blue & White  
 Arena: Jesse Lilly Gym  
 Capacity: 1,600; Year Built: 1950  
 AD: Steven Harold  
 SID: Dwaine Osborne

**GOLDEY-BEACOM**

Wilmington, DE 19808.....II

Coach: Chuck Hammond, Philadelphia U. 1999

**2005-06 RESULTS (15-12)**

55	Davis & Elkins ■	50
80	Davis & Elkins	70
75	Wilmington (Del.) ■	58
51	NJIT ■	53
65	Philadelphia U.	74
76	Phila. Sciences ■	64
87	Bloomfield ■	96
58	Bridgeport ■	56
93	Columbia Union	51
56	Post	63
77	Holy Family	75
77	Felician ■	69
58	Dominican (N.Y.) ■	45
65	Nyack	64
62	Caldwell	69
78	Nyack ■	61
55	NJIT	49
55	Post ■	57
79	Holy Family ■	77
60	Caldwell ■	67
102	Columbia Union ■	64
79	Wilmington (Del.)	75
62	Phila. Sciences	66
71	Bloomfield	75
61	Philadelphia U. ■	81
56	Dominican (N.Y.)	58
83	Felician	86

Nickname: Lightning  
 Colors: Navy, Gold & White  
 Arena: MBNA America Hall Gymnasium  
 Capacity: 1,000; Year Built: 1998  
 AD: Chris Morgan  
 SID: Jennifer Smith

**GONZAGA**

Spokane, WA 99258-0066.....I

Coach: Mark Few, Oregon 1987

**2005-06 RESULTS (29-4)**

69	Idaho ■	60
88	Maryland †	76
109	Michigan St. †	106
63	Connecticut †	65
89	Portland St. ■	80
95	Washington	99
67	Washington St. ■	53
64	Oklahoma St. †	62
80	Virginia ■	69
75	Eastern Wash. ■	65
60	St. Louis	57
72	Memphis	83
102	St. Joseph's ■	94
68	St. Mary's (Cal.)	60
81	Santa Clara	68
102	Pepperdine ■	73
92	Loyola Marymount ■	80
64	San Diego	63
84	San Francisco	75
81	Portland ■	64
85	Santa Clara ■	71
62	St. Mary's (Cal.) ■	61
80	Stanford ■	76
97	Portland	83
79	Loyola Marymount	70
81	Pepperdine	71
75	San Diego ■	59
75	San Francisco ■	72
96	San Diego	92
68	Loyola Marymount ■	67
79	Xavier †	75
90	Indiana †	80
71	UCLA †	73

Nickname: Bulldogs, Zags  
 Colors: Blue, White & Red  
 Arena: The Kennel  
 Capacity: 4,000; Year Built: 1960  
 AD: Michael L. Roth  
 SID: Oliver Pierce

**GORDON**

Wenham, MA 01984-1899.....III

Coach: Mike Schauer, Wheaton (Ill.) 1993

**2005-06 RESULTS (23-5)**

93	Framingham St. ■	71
70	Westfield St. ■	58
80	Johnson St.	48
64	MIT	59
69	Salve Regina ■	64
47	Endicott	62
74	Salem St.	83
57	Emory	64
85	Piedmont	77
74	Eastern Nazarene	50
69	Colby-Sawyer ■	51
57	New England	46
72	Mount Ida	45
58	Roger Williams ■	40
76	New England Col.	46
57	Newbury ■	42
78	Wentworth Inst. ■	50
72	Endicott ■	67
90	Anna Maria	51
63	Colby-Sawyer	56
84	New England Col. ■	56
66	Nichols	63
71	New England ■	66
74	Wentworth Inst.	64
67	Curry ■	60
77	Nichols ■	76
51	Colby-Sawyer ■	67
66	Utica †	71

Nickname: Fighting Scots

Colors: Blue & White  
 Arena: Bennett Center  
 Capacity: 2,300; Year Built: 1996  
 AD: Joe Hakes  
 SID: Kevin Dugan

**GOUCHER**

Baltimore, MD 21204-2794.....III

Coach: Leonard Trevino, Texas Tech 1987

**2005-06 RESULTS (3-21)**

68	Villa Julie ■	73
59	Hood †	71
70	Salisbury †	83
76	Roanoke ■	87
84	N.C. Wesleyan ■	94
66	York (Pa.)	80
47	Gallaudet	78
69	Lebanon Valley ■	82
39	Lawrence †	92
44	Beloit †	62
71	Widener	86
70	Salisbury	88
60	Catholic ■	86
68	Mary Washington ■	67
46	Marymount (Va.)	69
80	St. Mary's (Md.)	87
66	Gallaudet ■	78
58	York (Pa.) ■	92
80	Salisbury ■	83
54	Mary Washington	90
79	Catholic	80
93	St. Mary's (Md.) ■	84
66	Marymount (Va.) ■	56
68	York (Pa.)	89

Nickname: Gophers  
 Colors: Blue & Gold  
 Arena: Sports/Recreation Center  
 Capacity: 1,200; Year Built: 1991  
 AD: Geoffrey Miller  
 SID: Mike Sanders

**GRAMBLING**

Grambling, LA 71245.....I

Coach: Larry Wright, Grambling 1982

**2005-06 RESULTS (14-13)**

88	Texas Col. ■	70
77	Belhaven ■	46
50	Illinois St.	62
55	Dayton	59
71	Texas A&M	101
64	Minnesota	88
64	TCU	79
62	Alabama St. ■	59
84	Alabama A&M ■	92
57	Southern U.	72
65	Alcorn St.	62
78	Texas Southern ■	76
74	Prairie View ■	67
77	Jackson St.	73
66	Ark.-Pine Bluff	64
64	Mississippi Val.	59
80	Southern U. ■	75
71	Alcorn St. ■	75
80	Texas Southern	68
68	Prairie View	72
87	Jackson St. ■	81
68	Ark.-Pine Bluff ■	78
53	Mississippi Val. ■	62
69	Alabama St.	67
57	Alabama A&M	58
50	Mississippi Val. †	49
49	Ark.-Pine Bluff †	61

Nickname: Tigers  
 Colors: Black & Gold  
 Arena: Tiger Memorial Gym  
 Capacity: 4,500; Year Built: 1954  
 AD: Willie E. Jeffries

SID: Peter G. Forest

**GRAND CANYON**

Phoenix, AZ 85017.....II

Coach: Scott Mossman, Mid-America Naz. 1982

**2005-06 RESULTS (19-8)**

104	UC-Colo. Spgs. ■	74
87	Western Ore. †	88
93	Central Wash.	88
72	UC San Diego ■	60
105	Cal St. Monterey Bay ■	96
100	UC-Colo. Spgs.	68
72	Adams St. †	61
76	Fort Lewis	73
101	Western N.M.	93
87	Hawaii Pacific ■	77
74	Cal St. Bakersfield ■	77
103	Vanguard	92
98	Cal St. San B'dino ■	97
91	UC San Diego	94
96	Notre Dame de Namur	83
75	San Fran. St.	53
81	BYU-Hawaii ■	68
110	S'western (Ariz.) ■	65
72	Cal St. Bakersfield	76
92	Chaminade	103
100	Western N.M. ■	58
114	S'western (Ariz.)	57
110	BYU-Hawaii	116
107	Chaminade	114
98	Hawaii Pacific	104
110	Notre Dame de Namur ■	70
69	San Fran. St. ■	60

Nickname: Antelopes  
 Colors: Purple, Black & White  
 Arena: Antelope Gym  
 Capacity: 2,000; Year Built: 1994  
 AD: Keith Baker  
 SID: Vincent Briedis

**GRAND VALLEY ST.**

Allendale, MI 49401.....II

Coach: Ric Wesley, Central Mich. 1980

**2005-06 RESULTS (27-4)**

83	Goshen ■	50
90	Grace Bible (Mich.) ■	38
63	Northern Ky.	73
59	Lewis	56
86	Saginaw Valley	67
85	Northwood ■	69
63	Ferris St.	79
77	Mercyhurst ■	52
63	Indianapolis ■	45
60	Northern Ky. ■	47
104	Lock Haven ■	57
83	Aquinas	66
52	Michigan Tech	61
78	Northern Mich.	71
96	Lake Superior St. ■	51
82	Northern Mich. ■	51
75	Upper Iowa	43
66	Gannon ■	43
65	Wayne St. (Mich.)	55
73	Ashland	60
69	Lake Superior St.	54
72	Northwood	61
71	Findlay ■	69
67	Michigan Tech ■	55
72	Hillsdale	56
70	Saginaw Valley ■	55
90	Ferris St. ■	55
67	Michigan Tech ■	46
90	Ashland ■	77
80	Ferris St. ■	58
61	SIU Edwardsville †	65

Nickname: Lakers  
 Colors: Blue, Black & White

Arena: Grand Valley Field House  
Capacity: 4,010; Year Built: 1982  
AD: Tim W. Selgo  
SID: Tim Nott

**GREEN MOUNTAIN**

Poultney, VT 05764.....II

Coach: Todd Montana, Ithaca 2001

**2005-06 RESULTS (1-21)**

54 Baruch ■	84
70 Vermont Tech ■	84
53 Southern Vt.	91
72 Johnson St. ■	81
53 Paul Smith	74
39 Plattsburgh St.	82
37 Le Moyne	107
43 Clarkson †	69
67 Fisher ■	84
62 Me.-Fort Kent ■	70
53 St. Joseph's (Brkln) ■	59
47 Ithaca	96
49 Lyndon St. ■	91
37 Middlebury ■	94
50 Western Conn. St.	103
50 Mitchell	80
70 Mass. Liberal Arts ■	58
70 Mitchell ■	89
74 LIFE Bible ■	98
62 Vermont Tech	84
68 Castleton St.	81
58 Lyndon St.	79

Nickname: Eagles  
Colors: Green & Gold  
AD: James Ventura  
SID: To be named

**GREENSBORO**

Greensboro, NC 27401-1875...III

Coach: Bryan Galuski, Eckerd 1998

**2005-06 RESULTS (12-13)**

67 Piedmont †	64
53 Huntingdon	49
67 Guilford ■	82
72 East. Mennonite †	83
79 Bridgewater (Va.)	87
47 UNC Greensboro	85
81 Lincoln (Pa.) †	85
59 Keystone †	67
77 Heidelberg ■	60
48 Ohio Dominican ■	51
60 East. Mennonite	56
68 Methodist ■	72
67 Averett	68
63 Ferrum ■	52
88 N.C. Wesleyan ■	39
70 Shenandoah	68
67 Chris. Newport	85
65 Methodist	67
76 Averett ■	41
69 Ferrum	59
83 N.C. Wesleyan	85
82 Southern Va.	66
88 Chris. Newport ■	82
72 Shenandoah ■	61
67 N.C. Wesleyan ■	77

Nickname: The Pride  
Colors: Green, White & Silver  
Arena: Hanes Gymnasium  
Capacity: 850; Year Built: 1964  
AD: Kim A. Strable  
SID: Bob Lowe

**GREENVILLE**

Greenville, IL 62246.....III

Coach: George Barber, Asbury 1986

**2005-06 RESULTS (7-18)**

56 Concordia (Ill.) †	70
65 Dominican (Ill.)	76
69 McKendree	108
105 Logan Chiropractic ■	66
72 St. Louis Pharmacy ■	75
74 Eureka ■	84
47 Taylor (Ind.)	67
71 Concordia (Mich.) †	80
52 Transylvania	88
57 Wabash	82
84 Lincoln Chrst. ■	68
82 Fontbonne	67
71 Maryville (Mo.) ■	96
46 Westminster (Mo.)	56
56 Blackburn	78
107 MacMurray ■	90
77 Principia	63
62 Webster ■	83
63 Fontbonne ■	75
74 Maryville (Mo.)	85
71 Westminster (Mo.) ■	75
61 Blackburn	55
77 MacMurray	81
93 Principia ■	49
78 Webster	84

Nickname: Panthers  
Colors: Orange & Black  
Arena: H.J. Long Gymnasium  
Capacity: 2,000; Year Built: 1960  
AD: Doug Faulkner  
SID: B.J. Schneck

**GRINNELL**

Grinnell, IA 50112.....III

Coach: David Arseneault, Colby 1976

**2005-06 RESULTS (14-9)**

136 Cornell College ■	112
132 MacMurray ■	103
140 Mt. Mercy ■	120
133 Beloit ■	105
110 Ripon ■	104
97 Wartburg ■	111
137 Grand View ■	110
123 Carthage	135
133 Illinois Col. ■	104
128 Monmouth (Ill.)	125
110 Lawrence	125
115 St. Norbert	112
94 Lake Forest ■	86
113 Knox	114
138 Carroll (Wis.) ■	150
79 Lawrence ■	98
123 Monmouth (Ill.) ■	113
124 Ripon	110
112 Beloit	120
100 Illinois Col.	89
102 Knox ■	83
93 Lake Forest	110
127 Carroll (Wis.) †	153

Nickname: Pioneers  
Colors: Scarlet & Black  
Arena: Darby Gym  
Capacity: 1,250; Year Built: 2005  
AD: Dee Fairchild  
SID: Jordan Gizzarelli

**GROVE CITY**

Grove City, PA 16127-2104.....III

Coach: Steve Lamie, Grove City 1985

**2005-06 RESULTS (9-17)**

64 Allegheny ■	73
64 Carnegie Mellon	80
64 Penn St.-Altoona	69
75 Medaille	68
63 Juniata ■	60
59 Geneva ■	62
66 Case Reserve	86

77 Hiram	76
81 Marietta	90
67 Bridgewater (Va.) †	71
80 Pitt.-Greensburg ■	73
68 Albright	95
72 Mary Washington †	81
106 Westminster (Pa.) ■	94
60 Waynesburg ■	70
66 Thomas More	57
81 Thiel ■	65
58 Bethany (W.V.)	92
57 Wash. & Jeff.	72
69 Westminster (Pa.)	90
72 Thomas More ■	62
70 Thiel	75
63 Waynesburg	64
52 Bethany (W.V.) ■	68
76 Wash. & Jeff. ■	56
60 Waynesburg	67

Nickname: Wolverines  
Colors: Crimson and White  
Arena: College Arena  
Capacity: 1,800; Year Built: 1953  
AD: Donald L. Lyle  
SID: Joe Klimchak

**GUILFORD**

Greensboro, NC 27410-4173...III

Coach: Tom Palombo, Va. Wesleyan 1989

**2005-06 RESULTS (13-14)**

95 Webber Int'l	93
72 Embry-Riddle	90
82 Greensboro	67
147 Emory & Henry	136
79 Lynchburg ■	64
63 Elon	87
92 Wash. & Lee	98
78 Ohio Dominican ■	95
84 Heidelberg ■	89
86 Averett ■	97
71 Randolph-Macon	76
62 Va. Wesleyan	92
71 Roanoke	53
77 East. Mennonite ■	70
72 Bridgewater (Va.) ■	68
109 Emory & Henry ■	106
71 Lynchburg	55
73 Hampden-Sydney ■	77
72 Va. Wesleyan ■	81
55 Randolph-Macon ■	60
78 Bridgewater (Va.)	65
70 East. Mennonite	66
57 Hampden-Sydney	96
73 Roanoke ■	84
75 Wash. & Lee ■	74
101 Emory & Henry †	97
69 Va. Wesleyan †	72

Nickname: Quakers  
Colors: Crimson & Gray  
Arena: Ragan-Brown Field House  
Capacity: 2,500; Year Built: 1980  
AD: Marion Kirby  
SID: Dave Walters

**GUST. ADOLPHUS**

Saint Peter, MN 56082-1498...III

Coach: Mark Hanson, Gust. Adolphus 1983

**2005-06 RESULTS (19-8)**

88 Luther ■	65
80 Buena Vista	75
110 Bethany Lutheran ■	64
70 Hamline ■	52
87 Concordia-M'head ■	80
51 St. Thomas (Minn.) ■	87
91 Minn.-Morris	66
77 Carthage	70

72 Carleton	80
78 St. Mary's (Minn.)	42
63 Bethel (Minn.) ■	78
77 St. Olaf ■	67
59 Augsburg	46
75 Macalester	60
65 St. John's (Minn.) ■	64
65 Hamline	67
66 Concordia-M'head	54
58 St. Thomas (Minn.)	76
59 Carleton ■	65
82 St. Mary's (Minn.) ■	42
85 Bethel (Minn.)	75
63 St. Olaf	54
70 Augsburg ■	50
83 Macalester	48
68 St. John's (Minn.)	72
73 Bethel (Minn.) ■	49
48 Carleton	55

Nickname: Golden Gusties  
Colors: Black & Gold  
Arena: Gus Young Court  
Capacity: 3,000; Year Built: 1984  
AD: Alan Malde  
SID: Tim Kennedy

**GWYNEDD-MERCY**

Gwynedd Valley, PA 19437.....III

Coach: John Baron, York (Pa.) 1995

**2005-06 RESULTS (12-15)**

68 Frank. & Marsh	73
67 Cortland St. †	85
65 Wesley	76
72 Rowan ■	78
81 Colorado Col. †	71
64 Colorado Mines	87
76 Misericordia ■	84
93 Delaware Valley ■	83
64 Phila. Sciences	80
82 Marywood	67
75 Immaculata	64
80 Alvernia ■	81
72 Immaculata ■	62
66 Neumann ■	68
65 Wesley ■	68
66 Cabrini	64
65 Eastern ■	73
72 Marywood ■	50
65 Arcadia ■	67
65 Misericordia	55
91 Eastern	85
84 Alvernia	95
85 Cabrini ■	83
64 Neumann	63
64 Arcadia	76
78 Eastern	74
78 Alvernia	89

Nickname: Griffins  
Colors: Cardinal & Gold  
Arena: Griffin Complex  
Capacity: 1,200; Year Built: 1991  
AD: Keith Mandillo  
SID: Chris Panter

**HAMILTON**

Clinton, NY 13323.....III

Coach: Tobin Anderson, Wesleyan (Conn.) 1995

**2005-06 RESULTS (23-5)**

92 Medaille ■	69
82 Messiah ■	68
102 Brockport St. ■	90
75 Endicott †	60
77 Wesleyan (Conn.)	58
88 Utica/Rome ■	75
92 Middlebury	84
94 Washington (Md.)	84
74 Utica	84



77 Rensselaer ■.....	65
83 Vassar ■.....	62
74 Hobart ■.....	85
68 Union (N.Y.).....	65
82 Skidmore.....	48
65 Williams ■.....	68
70 Clarkson ■.....	57
87 St. Lawrence ■.....	76
66 Hobart.....	63
104 Skidmore ■.....	72
80 Union (N.Y.) ■.....	70
93 Vassar.....	70
76 Rensselaer.....	60
63 St. Lawrence.....	66
65 Clarkson.....	59
75 Rensselaer ■.....	63
107 Union (N.Y.) ■.....	72
66 Plattsburgh St. ■.....	65
59 Amherst.....	83

Nickname: Continentals  
 Colors: Buff & Blue  
 Arena: Margaret Bundy Scott Fiel  
 Capacity: 2,500; Year Built: 1978  
 AD: Sue Viscomi  
 SID: Jim Taylor

**HAMLIN**

St. Paul, MN 55104.....III

Coach: Barry Wohler, Minnesota 1982

**2005-06 RESULTS (12-15)**

74 North Dakota St.....	90
79 Martin Luther ■.....	65
77 Northwestern (Minn.) ■.....	78
52 Gust. Adolphus.....	70
81 Carleton.....	75
71 St. Thomas (Minn.) ■.....	77
72 Luther.....	86
59 St. Scholastica.....	77
95 St. Olaf ■.....	85
77 Macalester ■.....	71
83 Augsburg.....	71
77 St. Mary's (Minn.).....	85
62 St. John's (Minn.) ■.....	82
82 Bethel (Minn.).....	94
85 Concordia-M'head ■.....	77
67 Gust. Adolphus ■.....	65
68 Carleton ■.....	86
59 St. Thomas (Minn.).....	104
61 St. Olaf †.....	71
77 Macalester.....	72
87 Augsburg ■.....	74
80 St. Mary's (Minn.) ■.....	76
97 St. John's (Minn.).....	101
89 Bethel (Minn.) ■.....	96
69 Concordia-M'head.....	60
74 St. John's (Minn.).....	71
51 St. Thomas (Minn.).....	96

Nickname: Pipers  
 Colors: Burgundy & Gray  
 Arena: Hutton Arena  
 Capacity: 2,000; Year Built: 1937  
 AD: Dan O'Brien  
 SID: Troy Mallat

**HAMPDEN-SYDNEY**

Hampden-Sydney, VA 23943....III

Coach: Ryan "Bubba" Smith, Furman 2000

**2005-06 RESULTS (18-8)**

82 Ithaca †.....	59
73 Springfield †.....	70
75 Ferrum.....	65
74 Va. Wesleyan.....	62
130 Emory & Henry ■.....	99
74 Lynchburg ■.....	64
69 N.C. Wesleyan ■.....	64
77 Old Westbury ■.....	62
85 Wheaton (Mass.) ■.....	71
65 Bridgewater (Va.).....	55

78 East. Mennonite ■.....	66
46 Randolph-Macon ■.....	61
63 Roanoke.....	72
58 Wash. & Lee.....	57
53 Va. Wesleyan ■.....	68
93 Emory & Henry.....	97
77 Guilford.....	73
73 East. Mennonite.....	80
55 Bridgewater (Va.) ■.....	62
84 Wash. & Lee ■.....	63
62 Roanoke ■.....	53
96 Guilford ■.....	57
75 Randolph-Macon.....	91
91 Lynchburg.....	66
68 Roanoke †.....	58
83 Randolph-Macon †.....	92

Nickname: Tigers  
 Colors: Garnet & Gray  
 Arena: S. Douglas Fleet Gym  
 Capacity: 2,500; Year Built: 1979  
 AD: Joseph E. Bush  
 SID: Donnie Turlington

**HAMPTON**

Hampton, VA 23668.....I

Coach: Bobby Collins, Eastern Ky. 1991

**2005-06 RESULTS (16-16)**

40 Richmond.....	44
60 William & Mary ■.....	70
72 UNC Greensboro.....	75
43 Norfolk St. ■.....	57
73 Radford ■.....	69
52 Yale.....	71
66 George Mason.....	79
44 Va. Commonwealth ■.....	84
78 Bethune-Cookman.....	62
73 Md.-East. Shore ■.....	64
65 Howard ■.....	48
80 Morgan St.....	47
65 Coppin St.....	72
58 Delaware St. ■.....	61
100 Savannah St. ■.....	57
69 South Carolina St. ■.....	57
77 N.C. A&T ■.....	65
87 Md.-East. Shore.....	75
75 Howard.....	63
81 Morgan St. ■.....	48
72 Coppin St. ■.....	79
51 Norfolk St.....	52
77 Delaware St.....	88
66 Longwood ■.....	69
69 South Carolina St.....	64
60 N.C. A&T.....	65
65 Florida A&M ■.....	73
63 Morgan St. †.....	51
57 Bethune-Cookman †.....	55
73 Norfolk St. †.....	56
60 Delaware St. †.....	56
49 Monmouth †.....	71

Nickname: Pirates  
 Colors: Royal Blue & White  
 Arena: Convocation Center  
 Capacity: 7,200; Year Built: 1993  
 AD: Joseph Taylor  
 SID: Jamar Ross

**HANOVER**

Hanover, IN 47243-0108.....III

Coach: Mike Beitzel, Wooster 1968

**2005-06 RESULTS (16-10)**

71 Webster †.....	68
80 Maryville (Mo.).....	73
62 Wabash ■.....	59
79 Robert Morris-Chi. ■.....	87
54 Mount Union ■.....	46
56 Elmhurst.....	67
62 Earlham ■.....	53
61 Rose-Hulman ■.....	46
61 Ill. Wesleyan.....	72

70 Berea †.....	63
48 Centre.....	50
70 Franklin ■.....	64
61 Bluffton.....	71
62 Anderson (Ind.).....	45
68 Manchester ■.....	64
63 Transylvania ■.....	65
64 Defiance.....	62
61 Mt. St. Joseph.....	71
86 Bluffton.....	78
102 Anderson (Ind.) ■.....	83
84 Manchester.....	76
70 Transylvania.....	78
90 Defiance.....	72
99 Mt. St. Joseph ■.....	90
77 Franklin.....	89
85 Bluffton ■.....	91

Nickname: Panthers  
 Colors: Red & Blue  
 Arena: John Collier Arena  
 Capacity: 2,000; Year Built: 1995  
 AD: Lynn Hall  
 SID: Carter Cloyd

**HARDIN-SIMMONS**

Abilene, TX 79698.....III

Coach: Dylan Howard, UAB 1989

**2005-06 RESULTS (14-11)**

48 North Texas.....	85
67 Southwestern (Tex.) ■.....	63
65 Texas-Tyler.....	75
58 Texas-Dallas.....	47
82 East Tex. Baptist ■.....	74
54 LeTourneau ■.....	40
70 SMU.....	85
104 McMurry.....	126
82 Louisiana Col.....	96
63 Mississippi Col.....	80
71 Ozarks (Ark.) ■.....	63
73 Austin ■.....	65
84 Sul Ross St.....	72
65 Howard Payne.....	74
72 Mary Hardin-Baylor ■.....	75
87 Concordia-Austin.....	79
50 Schreiner.....	48
60 Texas Lutheran.....	51
85 McMurry ■.....	81
72 Schreiner.....	56
61 Texas Lutheran ■.....	39
59 Sul Ross St.....	73
84 Howard Payne ■.....	70
70 Mary Hardin-Baylor.....	86
70 Concordia-Austin.....	71

Nickname: Cowboys  
 Colors: Purple & Gold  
 Arena: Mabee Complex  
 Capacity: 3,003; Year Built: 1979  
 AD: John Neese  
 SID: Chad Grubbs

**HARDING**

Searcy, AR 72149-2281.....II

Coach: Jeff Morgan, West Tex. A&M 1989

**2005-06 RESULTS (16-11)**

102 Mo.-Rolla ■.....	77
52 Ala.-Huntsville.....	64
86 North Ala.....	78
71 Ala.-Huntsville ■.....	65
93 Philander Smith ■.....	76
99 North Ala. ■.....	92
94 Arizona Bible ■.....	83
109 Central Baptist ■.....	80
61 Northwestern St.....	89
72 Mo.-Rolla.....	63
68 Delta St. ■.....	82
79 Ark.-Monticello.....	73
65 Southern Ark.....	76

69 Central Ark. ■.....	70
68 Christian Bros.....	70
70 Ouachita Baptist ■.....	64
70 Arkansas Tech.....	68
55 Henderson St. ■.....	68
78 Delta St.....	90
93 Champion Bapt. ■.....	41
68 Ark.-Monticello ■.....	88
85 Southern Ark. ■.....	76
55 Central Ark.....	72
66 Christian Bros. ■.....	63
86 Ouachita Baptist.....	73
90 Arkansas Tech ■.....	82
68 Henderson St.....	77

Nickname: Bisons  
 Colors: Black & Gold  
 Arena: Rhodes Fieldhouse  
 Capacity: 3,000; Year Built: 1949  
 AD: Greg Harnden  
 SID: Scott Goode

**HARTFORD**

West Hartford, CT 06117-1599..I

Coach: Larry Harrison, Pittsburgh 1978

**2005-06 RESULTS (13-15)**

62 Massachusetts.....	67
60 Brown ■.....	70
73 Cornell ■.....	71
85 Canisius.....	78
76 Maine ■.....	72
76 Yale ■.....	60
80 Long Island.....	85
45 St. Francis (N.Y.).....	55
81 Molloy ■.....	71
54 Monmouth ■.....	56
62 Virginia.....	71
62 Albany (N.Y.).....	75
69 New Hampshire.....	77
63 Vermont ■.....	65
74 UMBC.....	73
55 Binghamton ■.....	57
71 Stony Brook ■.....	68
40 Boston U.....	54
90 Longwood.....	93
69 Maine.....	62
75 Vermont.....	66
63 Albany (N.Y.) ■.....	65
69 New Hampshire ■.....	56
75 UMBC ■.....	69
52 Binghamton.....	46
76 Stony Brook.....	65
71 Boston U. ■.....	84
62 New Hampshire †.....	66

Nickname: Hawks  
 Colors: Scarlet & White  
 Arena: Chase Arena at Reich Family Pavilion  
 Capacity: 3,977; Year Built: 1990  
 AD: Patricia Meiser-McKnett  
 SID: David Longolucco

**HARTWICK**

Oneonta, NY 13820-4020.....III

Coach: Paul Culp, St. Michael's 1993

**2005-06 RESULTS (10-15)**

43 Plattsburgh St.....	68
73 Lehman †.....	70
88 Mass. Liberal Arts ■.....	79
79 Skidmore ■.....	61
55 Vassar ■.....	65
53 Bard.....	41
55 Oneonta St. ■.....	61
65 Fitchburg St. ■.....	64
55 Benedictine (Ill.) †.....	59
69 Hood †.....	64
62 Cortland St.....	79
65 Alfred ■.....	68
64 St. John Fisher ■.....	90



66 Utica ■.....	73
58 Ithaca ■.....	67
65 Elmira ■.....	54
61 Rochester Inst.....	88
68 Nazareth.....	67
52 St. John Fisher.....	76
54 Alfred.....	68
79 Nazareth ■.....	72
90 Rochester Inst. ■.....	96
82 Elmira.....	72
66 Ithaca.....	82
53 Utica.....	88

Nickname: Hawks  
 Colors: Royal Blue & White  
 Arena: Binder Gymnasium  
 Capacity: 1,800; Year Built: 1968  
 AD: Debra P. Warren  
 SID: Dave Caspole

**HARVARD**

Boston, MA 02163.....I

Coach: Frank Sullivan, Westfield St.  
 1973

**2005-06 RESULTS (13-14)**

65 Vermont ■.....	57
70 Holy Cross.....	55
75 Sacred Heart.....	72
69 UC Davis ■.....	56
71 New Hampshire ■.....	50
79 Central Conn. St. ■.....	87
63 Boston U.....	72
56 Lehigh.....	67
91 Long Island ■.....	79
61 Albany (N.Y.).....	48
68 Colgate ■.....	59
55 Boston College.....	89
55 SMU.....	76
78 Dartmouth ■.....	65
65 Dartmouth.....	53
74 Yale.....	82
75 Brown.....	58
69 Columbia.....	59
77 Cornell.....	79
59 Princeton ■.....	60
68 Penn ■.....	81
66 Brown ■.....	79
66 Yale ■.....	77
71 Penn.....	74
48 Princeton.....	75
44 Cornell ■.....	71
69 Columbia ■.....	64

Nickname: Crimson  
 Colors: Crimson, Black & White  
 Arena: Lavietes Pavilion  
 Capacity: 2,195; Year Built: 1926  
 AD: Robert L. Scalise  
 SID: Kurt Svoboda

**HAVERFORD**

Haverford, PA 19041-1392.....III

Coach: Michael Mucci, Villanova 1977

**2005-06 RESULTS (10-14)**

78 Ohio Wesleyan †.....	66
54 Earlham ■.....	68
66 Catholic.....	86
66 Muhlenberg ■.....	63
53 Gettysburg.....	81
81 Washington (Md.).....	83
74 Frank. & Marsh. ■.....	70
44 Bucknell.....	76
57 Drew.....	74
73 McDaniel.....	63
69 Johns Hopkins ■.....	89
52 Dickinson.....	49
81 Gettysburg ■.....	64
43 Swarthmore ■.....	60
38 Frank. & Marsh.....	53
86 Ursinus ■.....	87

86 McDaniel ■.....	58
75 Stevens Institute ■.....	65
59 Muhlenberg.....	99
66 Johns Hopkins.....	85
85 Washington (Md.) ■.....	75
93 Dickinson.....	75
61 Ursinus.....	88
57 Swarthmore.....	62

Nickname: Fords  
 Colors: Scarlet & Black  
 Arena: Calvin J. Gooding '84  
 Capacity: 1,200; Year Built: 2005  
 AD: John E. Douglas/Wendy Smith  
 SID: Ryan Griswold

**HAWAII**

Honolulu, HI 96822-2370.....I

Coach: Riley Wallace, Centenary (La.)  
 1964

**2005-06 RESULTS (17-11)**

84 Michigan St. ■.....	62
61 UNLV.....	67
82 St. Louis ■.....	64
78 UNLV ■.....	72
52 Wis.-Milwaukee.....	58
69 Utah St. ■.....	59
66 Loyola Marymount ■.....	63
61 Colorado St. ■.....	67
80 Northwestern St. ■.....	76
66 N.C. A&T ■.....	60
55 Penn ■.....	58
73 Nevada ■.....	69
62 Louisiana Tech.....	65
84 New Mexico St.....	87
73 Fresno St. ■.....	65
72 Boise St. ■.....	61
55 Nevada.....	73
52 Utah St.....	63
81 Idaho ■.....	61
83 San Jose St. ■.....	68
73 Boise St.....	64
67 Fresno St.....	73
67 Santa Clara ■.....	57
70 Idaho.....	66
61 San Jose St.....	60
61 New Mexico St. ■.....	56
48 Louisiana Tech ■.....	51
57 New Mexico St. †.....	58

Nickname: Rainbow Warriors  
 Colors: Green, Black, Silver & White  
 Arena: Stan Sheriff Center  
 Capacity: 10,300; Year Built: 1994  
 AD: Herman R. Frazier  
 SID: Derek Inouchi

**HAWAII PACIFIC**

Honolulu, HI 96813.....II

Coach: Kelly Wells, Morehead St. 1995

**2005-06 RESULTS (8-19)**

70 Emporia St. †.....	71
80 Western Wash.....	105
70 Seattle.....	90
54 Seattle Pacific.....	69
75 Cal Baptist ■.....	72
84 Master's.....	88
73 Cal St. Bakersfield.....	82
77 Grand Canyon.....	87
47 UNI †.....	81
67 Florida A&M †.....	74
79 St. John's (Minn.) ■.....	62
59 Morningside ■.....	71
71 Olivet Nazarene ■.....	52
79 BYU-Hawaii.....	91
73 Chaminade.....	86
78 Hawaii-Hilo ■.....	81
92 Fla. Gulf Coast ■.....	77
63 Chaminade ■.....	84
69 BYU-Hawaii ■.....	61

64 Hawaii-Hilo.....	76
78 Hawaii-Hilo.....	85
63 Hawaii-Hilo ■.....	56
88 BYU-Hawaii.....	82
104 Grand Canyon ■.....	98
88 Chaminade.....	99
89 Chaminade ■.....	99
68 BYU-Hawaii.....	71

Nickname: Sea Warriors  
 Colors: Columbia Blue, Kelly Green & White  
 Arena: Neal Blaisdell Center  
 Capacity: 7,500  
 AD: Jill Ward  
 SID: Jeff Harada

**HAWAII-HILO**

Hilo, HI 96720-4091.....II

Coach: Jeff Law, Plattsburgh St. 1985

**2005-06 RESULTS (16-9)**

77 Cal St. Chico.....	90
58 San Fran. St.....	50
74 Western N.M. ■.....	61
70 Metro St. ■.....	58
55 Holy Family ■.....	68
58 Incarnate Word.....	51
80 St. Edward's.....	87
60 Chaminade.....	73
75 UC San Diego †.....	69
91 Potsdam St. †.....	63
69 UC San Diego ■.....	62
76 Cal St. Monterey Bay ■.....	68
64 Cheyney ■.....	62
77 Cal St. Monterey Bay ■.....	68
81 Hawaii Pacific.....	78
83 Chaminade.....	95
84 Chaminade ■.....	79
55 BYU-Hawaii.....	68
61 BYU-Hawaii.....	76
76 Hawaii Pacific ■.....	64
85 Hawaii Pacific ■.....	78
82 Chaminade.....	69
56 Hawaii Pacific.....	63
82 BYU-Hawaii.....	85
96 BYU-Hawaii ■.....	93

Nickname: Vulcans  
 Colors: Red, White & Blue  
 Arena: Afook-Chinen Civic Center  
 Capacity: 3,000; Year Built: 1955  
 AD: Kathleen McNally  
 SID: Kelly Leong

**HEIDELBERG**

Tiffin, OH 44883-2462.....III

Coach: Duane Sheldon, Baldwin-Wallace  
 1993

**2005-06 RESULTS (9-16)**

110 Temple Baptist ■.....	68
109 Ohio St.-Marion ■.....	34
66 Defiance.....	87
73 Bluffton ■.....	84
93 Penn St.-Altoona.....	77
102 Marietta ■.....	84
90 John Carroll ■.....	92
64 Wilmington (Ohio).....	77
68 Muskingum ■.....	78
60 Greensboro.....	77
89 Guilford.....	84
84 Otterbein ■.....	78
87 Mount Union.....	90
93 Capital ■.....	94
68 Ohio Northern.....	101
75 Baldwin-Wallace.....	95
77 Mount Union ■.....	68
68 Capital.....	80
77 Ohio Northern ■.....	92
93 Baldwin-Wallace ■.....	108
83 Marietta.....	80

81 Otterbein.....	96
72 Wilmington (Ohio) ■.....	93
88 John Carroll.....	80
73 Muskingum.....	113

Nickname: Berg  
 Colors: Red, Orange & Black  
 Arena: Seiberling Gymnasium  
 Capacity: 1,900; Year Built: 1952  
 AD: Jerry McDonald  
 SID: Aaron Chimenti

**HENDERSON ST.**

Arkadelphia, AR 71999-0001...II

Coach: Joe Redmond, Pittsburg St. 1996

**2005-06 RESULTS (15-12)**

50 West Ga. ■.....	49
43 Fort Hays St. †.....	46
59 Emporia St.....	76
50 Oakland City.....	48
70 West Ala.....	74
51 West Ga.....	61
90 McMurry ■.....	73
58 Delta St.....	64
65 Ark.-Monticello ■.....	74
62 Southern Ark. ■.....	64
59 Central Ark.....	53
85 Arizona Bible ■.....	52
53 Christian Bros. ■.....	48
60 Ouachita Baptist.....	48
63 Arkansas Tech ■.....	60
68 Harding.....	55
63 Delta St. ■.....	67
54 Ark.-Monticello.....	56
50 Arizona Bible.....	58
60 Southern Ark.....	45
45 Central Ark. ■.....	57
59 Christian Bros.....	53
54 Ouachita Baptist ■.....	38
57 Arkansas Tech.....	50
76 Ozarks (Mo.) ■.....	48
77 Harding ■.....	68
54 West Ga. †.....	57

Nickname: Reddies  
 Colors: Red & Gray  
 Arena: Wells Center  
 Capacity: 2,900; Year Built: 1971  
 AD: Sam Goodwin  
 SID: Troy Mitchell

**HENDRIX**

Conway, AR 72032-3080.....III

Coach: Dan Priest, Ohio Northern

**2005-06 RESULTS (11-13)**

87 Westminster (Mo.).....	65
86 Rhema †.....	54
76 Central Baptist ■.....	70
70 Otterbein ■.....	96
92 DePauw ■.....	85
63 Rose-Hulman ■.....	55
83 Rust ■.....	91
82 LaGrange ■.....	88
87 Dallas.....	74
64 Dallas.....	61
81 Ozarks (Ark.) ■.....	57
78 Millsaps.....	84
70 Oglethorpe.....	92
75 Rhema.....	61
70 Rhodes.....	75
63 Southwestern (Tex.).....	65
66 Trinity (Tex.).....	81
61 Centenary.....	68
73 Sewanee ■.....	67
79 DePauw.....	87
77 Rose-Hulman.....	82
72 Rhodes ■.....	80
78 Millsaps.....	82
81 Oglethorpe ■.....	80

Nickname: Warriors  
 Colors: Orange & Black  
 Arena: Ivan H. Grove  
 Capacity: 1,200; Year Built: 1961  
 AD: Danny Powell  
 SID: Jason Livernois

**HIGH POINT**

High Point, NC 27262-3598.....I

Coach: Bart Lundy, Winthrop 1993

**2005-06 RESULTS (16-13)**

73 Holy Cross †	85
70 Maine †	67
110 Southeastern (Fla.) ■	57
73 Western Caro. ■	66
55 Kentucky	75
103 Ferrum ■	61
73 Elon	71
88 Longwood	72
44 Utah	80
82 Utah Valley St.	69
80 Liberty	83
78 Charleston So. ■	67
82 Coastal Caro. ■	62
100 VMI	90
76 Radford	96
67 Winthrop ■	70
58 Birmingham-So. ■	74
64 UNC Asheville	45
76 Radford ■	62
66 Charleston So.	86
60 Coastal Caro.	78
69 Birmingham-So.	73
73 VMI ■	72
71 Loyola (Md.)	77
88 UNC Asheville ■	67
78 Winthrop	94
78 Liberty ■	49
87 Radford	84
65 Winthrop	77

Nickname: Panthers  
 Colors: Purple & White  
 Arena: Millis Center  
 Capacity: 2,565; Year Built: 1992  
 AD: Woody Gibson  
 SID: Brian Morgan

**HILBERT**

Hamburg, NY 14075-1597.....III

Coach: Rob deGrandpre, Brockport St. 1995

**2005-06 RESULTS (12-14)**

78 Hobart	84
60 Alfred ■	71
65 Keuka	67
72 La Roche ■	50
63 Lake Erie ■	72
66 Buffalo St.	82
66 D'Youville †	60
66 D'Youville	51
82 Medaille ■	71
71 Frostburg St.	76
62 Pitt.-Greensburg	80
73 Pitt.-Bradford	65
106 Mt. Aloysius ■	88
75 Penn St.-Altoona ■	73
44 Penn St.-Behrend	75
65 Lake Erie	74
78 La Roche	89
49 Pitt.-Bradford ■	60
76 Medaille	55
55 Penn St.-Behrend ■	54
102 Pitt.-Greensburg ■	89
72 Frostburg St. ■	67
63 Penn St.-Altoona	69
104 Mt. Aloysius	106
77 La Roche ■	63
67 Lake Erie	70

Nickname: Hawks  
 Colors: Royal Blue & White  
 Arena: Brad Hafner Recreation Center  
 Capacity: 1,200; Year Built: 1973  
 AD: Richard L. Walsh  
 SID: Rob deGrandpre

**HILLSDALE**

Hillsdale, MI 49242-1298.....II

Coach: Ed Douma, Calvin 1973

**2005-06 RESULTS (12-16)**

60 Aquinas ■	63
60 Indianapolis ■	59
67 Saginaw Valley ■	58
63 Mercyhurst	52
71 Gannon	44
92 Mich.-Dearborn ■	60
62 Wayne St. (Mich.) ■	59
79 St. Francis (Ill.)	84
57 Saginaw Valley	60
73 Tampa	80
93 Mansfield †	72
65 Rollins	81
76 Northwood ■	55
78 Ferris St. ■	83
64 Findlay ■	73
69 Ashland ■	75
44 Michigan Tech	54
54 Northern Mich.	76
87 Lake Superior St. ■	70
78 Ashland	90
77 Findlay	94
89 Gannon ■	72
56 Mercyhurst ■	73
56 Grand Valley St. ■	72
67 Northwood	65
86 Mich.-Dearborn	68
79 Wayne St. (Mich.)	86
62 Findlay	76

Nickname: Chargers  
 Colors: Royal Blue & White  
 Arena: Jesse Philips Arena  
 Capacity: 2,500; Year Built: 1989  
 AD: Michael J. Kovalchik  
 SID: Brad Monastiere

**HIRAM**

Hiram, OH 44234-0067.....III

Coach: Tim Rice, Mobile 1993

**2005-06 RESULTS (4-21)**

67 La Roche	78
87 Case Reserve	101
58 Ohio Wesleyan ■	83
75 Bluffton	88
68 Oberlin ■	57
76 Grove City ■	77
90 Thiel ■	79
57 Ashland	77
91 St. Olaf †	88
68 Drew †	71
61 Bethany (W.V.) ■	84
61 Earlham	75
52 Wabash	76
65 Kenyon ■	68
41 Wittenberg	83
91 Wooster ■	102
72 Denison	80
76 Allegheny ■	86
70 Ohio Wesleyan	121
63 Kenyon	72
100 Oberlin	102
67 Wooster	129
52 Wittenberg ■	91
72 Allegheny	81
82 Denison ■	80

Nickname: Terriers  
 Colors: Blue and Red  
 Arena: Price Gymnasium

Capacity: 2,000; Year Built: 1959  
 AD: Thomas E. Mulligan  
 SID: Candy Rice

**HOBART**

Geneva, NY 14456.....III

Coach: Richard Roche, Hobart 1987

**2005-06 RESULTS (12-12)**

84 Hilbert ■	78
58 Keuka ■	73
51 St. John Fisher	76
44 Rochester Inst. ■	64
73 Ithaca ■	67
45 Rochester ■	64
47 Colgate	72
92 N.C. Wesleyan †	78
58 Marymount (Va.)	51
91 Vassar ■	83
72 Rensselaer	75
85 Hamilton	74
75 Skidmore	76
82 Union (N.Y.)	73
54 Utica	73
54 St. Lawrence ■	82
73 Clarkson ■	54
63 Hamilton ■	66
78 Union (N.Y.) ■	70
70 Skidmore ■	48
69 Rensselaer	75
84 Vassar	65
66 Clarkson	62
69 St. Lawrence	72

Nickname: Statesmen  
 Colors: Royal Purple and Orange  
 Arena: Bristol Gym  
 Capacity: 1,500; Year Built: 1965  
 AD: Michael J. Hanna  
 SID: Ken DeBolt

**HOFSTRA**

Hempstead, NY 11549.....I

Coach: Tom Pecora, Adelphi 1983

**2005-06 RESULTS (26-7)**

64 Florida Int'l ■	51
50 Notre Dame	69
64 St. John's (N.Y.)	51
69 Binghamton ■	55
79 Delaware	65
64 Va. Commonwealth	87
73 Stony Brook ■	56
74 Dartmouth †	59
73 St. Francis (N.Y.)	57
71 La Salle	70
87 James Madison ■	66
69 Georgia St. ■	53
91 Towson	94
92 UNC Wilmington ■	87
76 Old Dominion	68
73 Northeastern	89
82 Towson ■	70
76 Drexel	75
65 Old Dominion ■	63
77 Delaware	62
76 Georgia St.	70
89 Northeastern ■	78
68 UNC Wilmington	77
76 Siena ■	62
82 William & Mary	57
77 George Mason ■	66
70 Drexel	68
72 Va. Commonwealth †	66
58 George Mason †	49
67 UNC Wilmington †	78
73 Nebraska ■	62
77 St. Joseph's	75
51 Old Dominion ■	61

Nickname: Pride  
 Colors: Gold, White and Blue

Arena: Hofstra Arena  
 Capacity: 5,124; Year Built: 1999  
 AD: Jack W. Hayes  
 SID: Jeremy Kniffin

**HOLY CROSS**

Worcester, MA 01610-2395.....I

Coach: Ralph Willard, Holy Cross 1967

**2005-06 RESULTS (20-12)**

85 High Point †	73
67 William & Mary	55
55 Harvard ■	70
55 Cincinnati	77
64 Vermont	68
63 Siena	68
71 Fordham ■	63
64 Brown ■	41
82 Chattanooga †	65
48 Clemson †	71
75 Mississippi St. †	76
38 George Mason	71
59 Northeastern	44
57 Boston U. ■	55
86 Lafayette	57
84 Army	46
42 Bucknell	56
53 Boston College †	63
74 American ■	63
60 Colgate ■	42
63 Lehigh	64
81 Navy	67
77 Lafayette	61
88 Army ■	38
52 Bucknell ■	57
72 Navy ■	62
69 American	62
62 Colgate	56
68 Lehigh ■	54
78 Navy ■	50
73 Lehigh ■	66
59 Bucknell	74

Nickname: Crusaders  
 Colors: Royal Purple  
 Arena: Hart Recreation Center  
 Capacity: 3,600; Year Built: 1975  
 AD: Richard M. Regan Jr.  
 SID: Charles Bare

**HOLY FAMILY**

Philadelphia, PA 19114-2009.....II

Coach: Alfred Johnson, Elizabeth City St. 1994

**2005-06 RESULTS (17-14)**

65 Dowling †	72
80 Bloomsburg †	68
56 Metro St. †	55
92 Western N.M. †	76
68 Hawaii-Hilo	55
74 NJIT	52
64 Wilmington (Del.)	62
80 Caldwell	71
88 Felician	74
67 St. Anselm †	86
71 Bryant	111
75 Nyack	84
81 Dominican (N.Y.) ■	76
75 Goldey-Beacom ■	77
81 Bloomfield ■	79
73 Philadelphia U.	82
66 Phila. Sciences ■	69
79 Post ■	76
67 Caldwell ■	55
102 Wilmington (Del.) ■	94
77 Goldey-Beacom	79
80 Bloomfield	87
91 Felician ■	66
83 Nyack ■	87
67 NJIT ■	61

67 Dominican (N.Y.).....	74
80 Post.....	68
72 Philadelphia U. ■.....	97
59 Phila. Sciences.....	60
73 Post ■.....	72
71 Dominican (N.Y.) †.....	73

Nickname: Tigers  
 Colors: Copenhagen Blue & White  
 Arena: Campus Center  
 Capacity: 1,000; Year Built: 1987  
 AD: Sandra Michael  
 SID: James Wagner

**HOOD**

Frederick, MD 21701-8575.....III

Coach: Tom Dickman, Shepherd 1973

**2005-06 RESULTS (14-11)**

81 Washington (Md.) †.....	90
71 Goucher †.....	59
63 Frostburg St. †.....	65
109 Mt. Aloysius.....	89
62 Widener †.....	72
78 John Jay †.....	60
67 Penn St.-Altoona.....	68
43 Messiah.....	67
68 Penn St. Tech †.....	66
51 Defiance †.....	54
64 Hartwick †.....	69
49 Gettysburg.....	72
76 Moravian.....	66
85 New Jersey City †.....	82
81 Centenary (N.J.) ■.....	61
74 Villa Julie.....	87
72 Gallaudet ■.....	75
80 Maryland Bible ■.....	60
77 Salisbury.....	65
87 Shenandoah.....	86
82 Waynesburg.....	65
89 Lancaster Bible ■.....	60
83 York (Pa.) ■.....	93
114 Patrick Henry ■.....	34
76 Penn St.-Altoona ■.....	60

Nickname: Blazers  
 Colors: Blue and Grey  
 Arena: Gov. Thomas Johnson High School  
 Capacity: 2,500; Year Built: 1969  
 AD: Gilbert Romaine  
 SID: Chris Starke

**HOPE**

Holland, MI 49422-9000.....III

Coach: Glenn Van Wieren, Hope 1964

**2005-06 RESULTS (28-3)**

70 Elmhurst ■.....	53
103 Andrews ■.....	46
67 Aquinas †.....	66
79 Cornerstone †.....	59
93 Wheaton (Ill.) ■.....	67
75 Carthage ■.....	61
79 Trinity Christian.....	60
83 Madonna ■.....	76
82 Aquinas ■.....	75
54 Lakeland ■.....	46
89 John Carroll ■.....	77
86 Kalamazoo ■.....	49
78 Olivet.....	53
58 Albion.....	76
73 Calvin ■.....	55
77 Adrian ■.....	51
85 Alma.....	76
75 Tri-State.....	59
91 Kalamazoo.....	63
75 Olivet ■.....	61
74 Albion ■.....	55
58 Calvin.....	59
79 Adrian.....	61
90 Alma ■.....	46

66 Tri-State ■.....	54
85 Alma ■.....	63
76 Albion †.....	65
68 Calvin.....	55
93 Wis. Lutheran ■.....	51
70 Calvin ■.....	67
49 Wittenberg.....	56

Nickname: Flying Dutchmen  
 Colors: Orange & Blue  
 Arena: De Vos Fieldhouse  
 Capacity: 3,200; Year Built: 2005  
 AD: Raymond E. Smith  
 SID: Tom Renner

**HOUSTON**

Houston, TX 77204.....I

Coach: Tom Penders, Connecticut 1967

**2005-06 RESULTS (21-10)**

131 Florida Tech ■.....	62
61 Va. Commonwealth ■.....	62
84 LSU.....	83
69 Arizona ■.....	65
68 Sam Houston St. ■.....	46
62 South Ala.....	66
73 UNLV.....	83
92 North Texas.....	84
67 Rhode Island ■.....	41
78 McNeese St. ■.....	67
75 Centenary (La.).....	62
86 Tex. A&M-Corp. Chris ■.....	83
62 Rice.....	71
56 UCF ■.....	66
62 Southern Miss. ■.....	58
79 UAB.....	82
82 Tulane.....	57
69 Marshall ■.....	56
63 UTEP ■.....	57
64 East Caro.....	60
82 Tex. A&M-Corp. Chris.....	74
69 SMU ■.....	57
78 UCF.....	71
73 Tulsa ■.....	46
63 UTEP.....	69
74 Rice ■.....	71
62 Memphis.....	69
71 UCF †.....	52
54 Memphis.....	68
77 Brigham Young ■.....	67
59 Missouri St.....	60

Nickname: Cougars  
 Colors: Scarlet & White with Navy Trim  
 Arena: Hofheinz Pavilion  
 Capacity: 8,479; Year Built: 1969  
 AD: Dave Maggard  
 SID: Chris Burkhalter

**HOWARD**

Washington, DC 20059.....I

Coach: Gil Jackson, Elizabethtown 1969

**2005-06 RESULTS (7-22)**

68 Iona †.....	80
62 Iowa St. ....	96
53 Portland St. †.....	81
73 Navy †.....	82
79 Md.-East. Shore ■.....	68
60 American.....	72
55 Oregon.....	91
78 Mercer †.....	74
63 Chattanooga.....	68
72 Georgia.....	78
67 South Carolina St. ■.....	69
79 Norfolk St.....	82
48 Hampton.....	65
46 Delaware St. ■.....	60
64 Bethune-Cookman.....	67
65 Florida A&M.....	66
61 Coppin St.....	70
75 Morgan St.....	79

64 Norfolk St. ■.....	65
63 Hampton ■.....	75
50 Delaware St.....	59
57 Bethune-Cookman ■.....	72
89 Florida A&M.....	71
81 Coppin St. ■.....	66
72 Morgan St. ■.....	59
58 N.C. A&T.....	50
72 Md.-East. Shore.....	73
62 N.C. A&T †.....	52
47 Delaware St. †.....	59

Nickname: Bison  
 Colors: Blue, White & Red  
 Arena: Burr Gymnasium  
 Capacity: 2,700; Year Built: 1963  
 AD: Dwight F. Datcher  
 SID: Edward Hill Jr.

**HOWARD PAYNE**

Brownwood, TX 76801.....III

Coach: Charles Pattillo, Howard Payne 1965

**2005-06 RESULTS (20-7)**

78 Tex. A&M-Commerce †.....	70
85 Trinity (Tex.).....	97
72 Louisiana Col.....	71
86 Mississippi Col.....	94
86 Austin ■.....	64
74 Ozarks (Ark.) ■.....	78
99 LeTourneau.....	88
85 East Tex. Baptist.....	82
94 Sul Ross St. ■.....	74
87 Texas-Dallas ■.....	73
97 Texas-Tyler ■.....	91
107 McMurry ■.....	85
74 Hardin-Simmons ■.....	65
67 Texas Lutheran.....	62
74 Schreiner.....	65
102 Concordia-Austin.....	96
81 Mary Hardin-Baylor.....	79
113 Concordia-Austin ■.....	108
79 Mary Hardin-Baylor ■.....	71
97 McMurry.....	116
70 Hardin-Simmons.....	84
82 Sul Ross St.....	89
74 Texas Lutheran ■.....	66
80 Schreiner ■.....	62
74 Texas-Dallas ■.....	70
61 Mary Hardin-Baylor ■.....	57
58 Mississippi Col. ■.....	74

Nickname: Yellow Jackets  
 Colors: Navy Blue and Old Gold  
 Arena: Brownwood Coliseum  
 Capacity: 5,000; Year Built: 1968  
 AD: Mike Jones  
 SID: Abram Choate

**HUMBOLDT ST.**

Arcata, CA 95521-8299.....II

Coach: Tom Wood, UC Davis 1971

**2005-06 RESULTS (17-10)**

112 UC Santa Cruz ■.....	59
94 Cal St. Chico.....	74
60 Lewis-Clark St. ■.....	53
85 Western St. ■.....	90
61 Sonoma St.....	62
87 Cal St. Monterey Bay †.....	76
85 Cal St. Chico ■.....	71
66 Tarleton St. ■.....	40
67 Seattle.....	77
92 St. Martin's.....	79
105 Northwest Nazarene ■.....	98
87 Seattle Pacific ■.....	97
94 Western Ore.....	64
67 Alas. Anchorage.....	85
79 Alas. Fairbanks.....	92
101 Central Wash. ■.....	89
108 Western Wash. ■.....	97

92 Seattle Pacific.....	97
96 Northwest Nazarene.....	90
57 Western Ore.....	50
71 Alas. Fairbanks ■.....	64
78 Alas. Anchorage ■.....	93
48 Western Wash.....	61
110 Central Wash.....	102
91 St. Martin's ■.....	71
107 Seattle ■.....	80
86 Western Wash. †.....	100

Nickname: Lumberjacks  
 Colors: Green & Gold  
 Arena: HSU East Gym  
 Capacity: 1,400; Year Built: 1956  
 AD: Dan Collen  
 SID: Dan Pambianco

**HUNTER**

New York, NY 10021.....III

Coach: Nick Plevritis, Hunter 2000

**2005-06 RESULTS (3-22)**

58 Lycoming.....	88
45 Kean †.....	65
51 Manhattanville.....	90
59 Old Westbury.....	81
58 Baruch ■.....	90
62 CCNY.....	79
60 Medgar Evers ■.....	66
55 Trinity (Conn.) ■.....	84
77 FDU-Florham.....	62
60 Rutgers-Newark ■.....	87
70 Western Conn. St.....	81
66 John Jay.....	63
72 Stevens Institute.....	98
81 Lehman ■.....	92
67 Staten Island ■.....	81
73 New York U. ■.....	88
51 John Jay ■.....	66
70 York (N.Y.) ■.....	86
55 Connecticut Col.....	81
67 Brooklyn.....	70
63 Lehman.....	94
60 St. Joseph's (L.I.) ■.....	85
85 CCNY ■.....	81
81 Baruch.....	107
75 City Tech.....	78

Nickname: Hawks  
 Colors: Purple, White & Gold  
 Arena: Hunter College Sportsplex  
 Capacity: 1,500; Year Built: 1985  
 AD: Terry Ann Wansart  
 SID: Camille Currie

**HUNTINGDON**

Montgomery, AL 36106.....III

Coach: Tony Duckworth, Chattanooga 1990

**2005-06 RESULTS (20-7)**

76 Ferrum ■.....	60
49 Greensboro ■.....	53
70 Lynchburg †.....	45
56 Centre †.....	65
82 Atlanta Christian ■.....	79
78 Atlanta Christian.....	65
71 Oglethorpe.....	74
57 Rhodes.....	59
56 Manchester †.....	59
64 Finlandia †.....	54
84 Sewanee ■.....	75
68 Rhodes ■.....	54
56 Fisk.....	71
73 Maryville (Tenn.).....	80
70 Carver Bible ■.....	55
57 Piedmont ■.....	53
98 Concordia-Selma ■.....	95
77 LaGrange.....	75
73 Pensacola Christian.....	68
70 LaGrange ■.....	64

69 Wesley (Miss.) ■.....	49
72 Fisk ■.....	58
73 Maryville (Tenn.) ■.....	67
91 Piedmont.....	86
67 Pensacola Christian ■.....	56
58 Fisk.....	56
61 Maryville (Tenn.) †.....	48

Nickname: Hawks  
 Colors: Scarlett & White  
 Arena: Delchamps Student Center  
 Capacity:  
 AD: Hugh Phillips  
 SID: To be named

**HUSSON**

Bangor, ME 04401 .....III

Coach: Warren Caruso, Husson 1989

**2005-06 RESULTS (17-10)**

83 Keene St. ....	89
91 Colby-Sawyer †.....	107
64 Notre Dame de Namur †.....	66
70 Ohio Northern †.....	90
91 Me.-Presque Isle †.....	46
68 Bates ■.....	81
86 Maine Maritime.....	55
77 Colby †.....	75
73 St. Joseph's (Me.) †.....	71
79 Southern Me. ■.....	84
93 Thomas.....	68
74 Bowdoin ■.....	80
80 Me.-Farmington ■.....	75
85 Johnson St. ■.....	65
84 Castleton St. ■.....	60
70 Maine Maritime ■.....	39
86 Becker.....	57
93 Elms.....	81
59 Lasell.....	62
88 Mount Ida.....	62
74 Me.-Farmington.....	60
96 Mount Ida ■.....	62
60 St. Joseph's (Me.).....	67
92 Thomas ■.....	68
85 Lesley ■.....	61
75 Maine Maritime ■.....	58
71 Me.-Farmington ■.....	78

Nickname: Eagles  
 Colors: Green, White & Gold  
 AD: Jonathan Price  
 SID: Warren Caruso

**IDAHO**

Moscow, ID 83844-2302.....I

Coach: Leonard Perry, Idaho 1995

**2005-06 RESULTS (4-25)**

60 Gonzaga.....	69
67 Washington.....	90
37 Washington St.....	63
55 Eastern Wash. ■.....	68
75 Southern Utah ■.....	60
71 Idaho St. ■.....	78
59 Portland St. ■.....	61
77 Eastern Ore. ■.....	58
76 North Dakota St. ■.....	71
48 Portland St.....	81
52 New Mexico St. ■.....	62
61 Louisiana Tech ■.....	66
44 Nevada.....	70
58 Utah St.....	83
53 San Jose St. ■.....	57
64 North Dakota St.....	71
68 Boise St. ■.....	82
54 Fresno St.....	89
61 Hawaii.....	81
72 Fresno St. ■.....	61
61 San Jose St.....	72
42 Utah St. ■.....	80
69 Montana St.....	79
68 Nevada ■.....	74

66 Hawaii ■.....	70
50 New Mexico St.....	66
49 Louisiana Tech.....	74
80 Boise St.....	85
55 Nevada.....	68

Nickname: Vandals  
 Colors: Silver & Gold  
 Arena: Cowan Spectrum  
 Capacity: 7,000; Year Built: 1975  
 AD: Robert Spear  
 SID: Amy Rysdam

**IDAHO ST.**

Pocatello, ID 83209-8173.....I

Coach: Doug Oliver, San Jose St. 1973

**2005-06 RESULTS (13-14)**

66 Kansas.....	90
106 Great Falls ■.....	64
72 Utah Valley St. ■.....	56
88 Boise St. ■.....	79
91 North Dakota St. ■.....	87
78 Idaho.....	71
75 UC Davis.....	68
69 North Dakota St.....	86
102 Rocky Mountain ■.....	76
46 Binghamton †.....	59
72 Ark.-Little Rock †.....	73
76 Montana.....	80
72 Montana St.....	84
106 Sacramento St. ■.....	107
81 Northern Ariz. ■.....	85
64 Eastern Wash.....	80
68 Portland St.....	66
89 South Dakota St. ■.....	72
61 Weber St.....	66
87 Montana St. ■.....	98
95 Montana ■.....	70
80 Northern Ariz.....	88
72 Sacramento St.....	71
73 Portland St. ■.....	80
68 Utah Valley St.....	67
81 Weber St. ■.....	74
87 Eastern Wash. ■.....	94

Nickname: Bengals  
 Colors: Orange & Black  
 Arena: Reed Gymnasium  
 Capacity: 3,241; Year Built: 1951  
 AD: Paul A. Bubb  
 SID: Frank Mercogliano

**ILLINOIS**

Champaign, IL 61820.....I

Coach: Bruce Weber, Wis.-Milwaukee 1978

**2005-06 RESULTS (26-7)**

90 South Dakota St. ■.....	65
71 Tex.-Pan American ■.....	59
93 Texas Southern ■.....	59
55 Wichita St. †.....	54
77 Rutgers †.....	57
68 North Carolina.....	64
65 Xavier †.....	62
75 Ark.-Little Rock ■.....	49
58 Georgetown ■.....	48
89 Oregon †.....	59
61 Coppin St. ■.....	42
82 Missouri †.....	50
89 Southeast Mo. St. ■.....	64
84 Tenn.-Martin ■.....	46
60 Michigan St. ■.....	50
48 Iowa.....	63
79 Michigan ■.....	74
60 Indiana.....	62
58 Northwestern.....	47
77 Minnesota ■.....	53
76 Purdue ■.....	58
66 Wisconsin.....	51
65 Penn St. ■.....	66

53 Ohio St.....	69
63 Northwestern ■.....	47
70 Indiana ■.....	58
64 Michigan.....	72
71 Iowa ■.....	59
71 Minnesota.....	65
75 Michigan St.....	68
56 Michigan St. †.....	61
78 Air Force †.....	69
64 Washington †.....	67

Nickname: Fighting Illini  
 Colors: Orange & Blue  
 Arena: Assembly Hall  
 Capacity: 16,618; Year Built: 1963  
 AD: Ronald E. Guenther  
 SID: Kent Brown

**ILLINOIS COL.**

Jacksonville, IL 62650-2299.....III

Coach: Mike Worrell, Urbana 1986

**2005-06 RESULTS (8-15)**

91 Eureka ■.....	77
56 Concordia (Ill.) ■.....	48
65 Dominican (Ill.) ■.....	56
57 Lawrence ■.....	82
69 St. Norbert ■.....	65
55 Millikin ■.....	58
57 Ill. Wesleyan ■.....	85
69 Cornell College †.....	65
67 Rivier †.....	71
104 Grinnell.....	133
62 Carroll (Wis.).....	94
69 Beloit.....	68
57 Lake Forest ■.....	55
63 Knox ■.....	76
60 Monmouth (Ill.).....	70
60 Ripon ■.....	85
60 Carroll (Wis.) ■.....	79
47 St. Norbert.....	65
52 Lawrence.....	85
54 Lake Forest.....	77
89 Grinnell.....	100
67 Monmouth (Ill.) ■.....	61
75 Knox.....	77

Nickname: Blueboys  
 Colors: Blue & White  
 Arena: Sherman Gymnasium  
 Capacity: 1,600; Year Built: 2003  
 AD: Gale F. Vaughn  
 SID: Jim Murphy

**ILLINOIS ST.**

Normal, IL 61790-2660.....I

Coach: Porter Moser, Creighton 1990

**2005-06 RESULTS (9-19)**

54 Indianapolis ■.....	50
59 Cincinnati.....	76
64 Western Mich. ■.....	47
62 Grambling ■.....	50
59 Wis.-Green Bay ■.....	51
65 IPFW ■.....	36
61 Ga. Southern ■.....	64
69 Cal St. Northridge.....	73
59 Indiana St.....	69
53 Creighton ■.....	50
47 UNI.....	60
52 Creighton.....	71
47 Wichita St. ■.....	56
54 Missouri St.....	70
52 UNI ■.....	67
65 Evansville ■.....	57
44 Southern Ill.....	56
75 Indiana St. ■.....	48
52 Southern Ill. ■.....	65
44 Bradley.....	73
47 Evansville.....	54
41 Drake.....	45
59 Bradley ■.....	71

58 Drake ■.....	56
49 Miami (Ohio).....	51
61 Missouri St. ■.....	72
57 Wichita St.....	64
45 Evansville †.....	52

Nickname: Redbirds  
 Colors: Red & White  
 Arena: Redbird Arena  
 Capacity: 10,200; Year Built: 1989  
 AD: Sheahon Zenger  
 SID: Todd Kober

**ILL. WESLEYAN**

Bloomington, IL 61702-2900 ....III

Coach: Scott Trost, Minn.-Morris 1985

**2005-06 RESULTS (25-7)**

71 Texas-Dallas †.....	58
79 Wabash.....	67
87 Olivet Nazarene ■.....	68
81 St. Xavier ■.....	61
71 Chicago.....	67
83 Washington-St. Louis.....	56
85 Illinois Col.....	57
72 Hanover ■.....	61
104 Puget Sound †.....	87
76 Westmont.....	60
70 North Central (Ill.) ■.....	74
80 Carthage.....	79
68 Millikin.....	60
64 Elmhurst.....	72
87 Wheaton (Ill.) ■.....	81
78 North Park.....	57
54 Augustana (Ill.) ■.....	57
95 Carthage.....	61
91 North Central (Ill.).....	88
88 Elmhurst ■.....	87
95 Millikin ■.....	76
66 Wheaton (Ill.).....	69
85 Augustana (Ill.).....	93
94 North Park ■.....	67
81 Augustana (Ill.).....	67
49 North Central (Ill.) †.....	51
81 Carroll (Wis.) †.....	68
85 Wis.-Whitewater.....	71
71 Lawrence.....	68
113 Puget Sound †.....	99
79 Va. Wesleyan †.....	81
71 Amherst †.....	68

Nickname: Titans  
 Colors: Green & White  
 Arena: Shirk Center  
 Capacity: 2,680; Year Built: 1994  
 AD: Dennis Bridges  
 SID: Stew Salowitz

**ILL.-CHICAGO**

Chicago, IL 60608 .....I

Coach: Jimmy Collins, New Mexico St. 1970

**2005-06 RESULTS (16-15)**

69 Montana St. †.....	64
66 San Diego St. †.....	63
48 Denver †.....	52
73 St. Xavier ■.....	74
73 Georgia Tech.....	51
69 Ga. Southern.....	89
74 Chicago St. ■.....	75
87 Mississippi ■.....	75
71 Northwestern.....	62
55 Northern Ill. ■.....	54
61 Syracuse.....	75
76 Davidson ■.....	67
85 Youngstown St. ■.....	84
56 Butler.....	75
45 Wis.-Milwaukee ■.....	68
84 Wis.-Green Bay.....	90
61 Loyola (Ill.).....	75
83 Cleveland St. ■.....	87



65	Detroit.....	76
62	Wright St.....	57
81	Wis.-Green Bay ■.....	68
39	Butler ■.....	67
70	Youngstown St.....	63
63	Detroit ■.....	57
68	Loyola (Ill.) ■.....	71
94	Wis.-Milwaukee.....	86
68	Murray St.....	72
72	Cleveland St.....	67
69	Wright St. ■.....	66
77	Wright St. ■.....	64
66	Wis.-Green Bay †.....	76

Nickname: Flames  
 Colors: Navy Blue & Fire Engine Red  
 Arena: UIC Pavilion  
 Capacity: 8,000; Year Built: 1982  
 AD: James W. Schmidt  
 SID: Mike Cassidy

**IMMACULATA**

Immaculata, PA 19345-0654 .....III

Coach: Jaime Chadwin, Delaware 2002

**2005-06 RESULTS (4-20)**

67	Drew.....	83
62	Ursinus †.....	93
70	Eastern ■.....	71
65	Marymount (Va.).....	73
54	Alvernia.....	83
57	Arcadia ■.....	66
58	Wilkes ■.....	74
59	Rowan.....	90
50	Widener.....	84
43	Alvernia ■.....	74
64	Gwynedd-Mercy ■.....	75
62	Gwynedd-Mercy.....	72
42	Misericordia ■.....	44
83	Eastern.....	103
71	Marywood ■.....	56
67	Wesley.....	70
72	Cabrini.....	90
68	Neumann ■.....	63
65	Arcadia.....	67
75	Misericordia.....	73
65	Wesley ■.....	77
80	Marywood.....	66
65	Neumann.....	71
67	Cabrini ■.....	86

Nickname: Mighty Macs  
 Colors: Blue & White  
 Arena: Alumni Hall  
 Capacity: 500  
 AD: Patricia Canterino  
 SID: Tom Machamer

**INCARNATE WORD**

San Antonio, TX 78209 .....II

Coach: Al Grushkin, Ogelthorpe 1975

**2005-06 RESULTS (8-19)**

41	Angelo St. ■.....	63
54	N.M. Highlands ■.....	66
55	Southern Ark. ■.....	45
51	Hawaii-Hilo ■.....	58
75	Schreiner ■.....	60
70	Schreiner.....	53
77	Dallas Christian ■.....	48
50	Tex. A&M-Kingsville ■.....	56
65	Arkansas Tech.....	73
94	Trinity Int'l ■.....	62
49	Tex. A&M-Kingsville.....	70
59	Notre Dame de Namur ■.....	55
80	Wiley ■.....	73
64	Mont. St.-Billings ■.....	72
67	Mont. St.-Billings ■.....	72
73	Lincoln (Mo.) ■.....	77
38	St. Mary's (Tex.).....	55
59	St. Edward's ■.....	65
70	Okla. Panhandle.....	77

57	Western N.M.....	70
64	Western N.M.....	61
40	St. Mary's (Tex.) ■.....	53
54	Okla. Panhandle ■.....	63
71	Western N.M. ■.....	80
65	Mont. St.-Billings.....	70
48	Lincoln (Mo.).....	58
57	St. Edward's.....	71

Nickname: Cardinals  
 Colors: Red, Black & White  
 Arena: McDermott Center  
 Capacity: 2,000; Year Built: 1990  
 AD: Mark Papich  
 SID: Wayne Witt

**INDIANA**

Bloomington, IN 47408-1590 ....I

Coach: Mike Davis, Alabama 1985

**2005-06 RESULTS (19-12)**

99	Nicholls St. ■.....	65
100	Florida A&M ■.....	63
102	Western Ill.....	79
67	Duke ■.....	75
79	Eastern Mich. ■.....	63
67	Indiana St.....	72
79	Kentucky †.....	53
71	Charlotte.....	54
73	Butler †.....	55
80	Ball St.....	56
70	Michigan ■.....	63
81	Ohio St. ■.....	79
73	Michigan St.....	87
62	Illinois ■.....	60
62	Purdue ■.....	49
60	Iowa.....	73
42	Minnesota.....	61
72	Northwestern ■.....	63
80	Connecticut ■.....	88
54	Wisconsin.....	72
67	Iowa ■.....	70
68	Penn St.....	71
58	Illinois.....	70
69	Penn St. ■.....	65
78	Michigan St. ■.....	71
70	Purdue.....	59
69	Michigan.....	67
61	Wisconsin †.....	56
51	Ohio St. †.....	52
87	San Diego St. †.....	83
80	Gonzaga †.....	90

Nickname: Hoosiers  
 Colors: Cream & Crimson  
 Arena: Assembly Hall  
 Capacity: 17,357; Year Built: 1971  
 AD: Richard I. Greenspan  
 SID: Pete Rhoda

**INDIANA (PA.)**

Indiana, PA 15705-1077 .....II

Coach: Gary Edwards, Va. Wesleyan 1979

**2005-06 RESULTS (19-9)**

112	Thiel ■.....	61
90	Pfeiffer †.....	100
110	Bluefield St.....	101
96	Millersville.....	87
78	Cheyney.....	66
81	Junata.....	79
95	Wheeling Jesuit ■.....	92
69	Kutztown ■.....	71
70	West Chester ■.....	62
100	Mansfield.....	94
56	East Stroudsburg.....	78
109	Lock Haven ■.....	70
101	Bloomsburg ■.....	54
75	California (Pa.).....	85
69	Shippensburg ■.....	72
62	Edinboro.....	69

85	Pitt-Johnstown ■.....	74
110	Penn St.-McKeesport ■.....	82
99	Slippery Rock ■.....	78
100	Clarion.....	70
97	Lock Haven.....	70
104	California (Pa.) ■.....	97
80	Shippensburg.....	83
79	Edinboro ■.....	80
81	Pitt-Johnstown.....	65
82	Slippery Rock.....	72
98	Clarion ■.....	80
61	Shippensburg.....	66

Nickname: Indians  
 Colors: Crimson & Gray  
 Arena: Memorial Field House  
 Capacity: 2,365; Year Built: 1966  
 AD: Frank J. Condino  
 SID: Michael Hoffman

**INDIANA ST.**

Terre Haute, IN 47809.....I

Coach: Royce Waltman, Slippery Rock 1964

**2005-06 RESULTS (13-16)**

84	Central St. (Ohio) ■.....	60
85	Middle Tenn. ■.....	79
66	Eastern Ill.....	58
72	Indiana ■.....	67
57	Ball St. ■.....	56
59	Butler.....	58
86	Campbell ■.....	71
69	Illinois St. ■.....	59
62	Wichita St.....	66
78	Missouri St.....	97
46	IPFW ■.....	54
49	Southern Ill. ■.....	55
58	Evansville.....	63
59	Drake.....	76
53	Creighton ■.....	69
68	Drake ■.....	77
63	Bradley.....	85
48	Illinois St.....	75
58	Missouri St. ■.....	80
63	Southern Ill.....	54
56	UNI.....	83
75	Bradley ■.....	63
58	Wichita St.....	77
61	UNI ■.....	60
59	Western Mich.....	57
62	Creighton.....	67
75	Evansville ■.....	77
72	Drake †.....	63
63	Wichita St. †.....	81

Nickname: Sycamores  
 Colors: Royal Blue & White  
 Arena: Hulman Center  
 Capacity: 10,200; Year Built: 1972  
 AD: Ron Prettyman  
 SID: Jason Yaman

**IPFW**

Fort Wayne, IN 46805-1499 .....I

Coach: Dane Fife, Indiana 2002

**2005-06 RESULTS (10-18)**

61	Loyola (Ill.) ■.....	69
65	Southeast Mo. St.....	64
68	Valparaiso ■.....	74
73	Michigan St.....	84
65	Toledo.....	85
80	Marygrove ■.....	54
36	Illinois St.....	65
61	Kent St.....	86
63	Notre Dame ■.....	65
69	Purdue.....	79
67	Weber St. ■.....	74
59	Penn St.....	77
42	Air Force.....	74
54	Indiana St.....	46

92	Longwood ■.....	90
75	Tri-State ■.....	61
72	Valparaiso.....	88
71	Tex. A&M-Corp. Chris.....	77
61	Tex.-Pan American.....	56
59	Longwood.....	60
59	North Dakota St.....	71
58	South Dakota St.....	38
49	Northwestern.....	73
64	Tex. A&M-Corp. Chris ■.....	79
61	Northern Colo.....	79
75	South Dakota St. ■.....	54
72	North Dakota St. ■.....	64
55	Tex.-Pan American ■.....	54

Nickname: Mastodons  
 Colors: Blue & White  
 Arena: Allen County War Memorial Coliseum  
 Capacity: 11,500; Year Built: 1964  
 AD: Mark A. Pope  
 SID: Rudy Yovich

**IUPUI**

Indianapolis, IN 46202.....I

Coach: Ron Hunter, Miami (Ohio) 1986

**2005-06 RESULTS (19-10)**

50	Winthrop †.....	73
58	Rice †.....	56
75	Western Ky.....	89
72	Ind. Wesleyan ■.....	57
82	Elon.....	70
65	Colorado St.....	77
50	Ball St. ■.....	53
72	Western Mich.....	73
58	Elon ■.....	57
86	Urbana ■.....	69
45	Vanderbilt.....	53
87	Chicago St. ■.....	64
82	Oakland.....	81
67	Southern Utah ■.....	66
68	UMKC.....	62
76	Oral Roberts.....	86
63	Centenary (La.) ■.....	52
95	UMKC ■.....	59
63	Western Ill.....	57
87	Valparaiso.....	82
87	Oakland ■.....	72
66	Western Ill. ■.....	59
75	Valparaiso ■.....	67
80	Oral Roberts ■.....	75
65	Centenary (La.).....	49
66	Chicago St.....	74
62	Southern Utah.....	83
69	Oakland †.....	63
53	Chicago St. †.....	57

Nickname: Jaguars  
 Colors: Red & Gold  
 Arena: IUPUI Gymnasium  
 Capacity: 2,000; Year Built: 1982  
 AD: Michael R. Moore  
 SID: Ed Holdaway

**INDIANAPOLIS**

Indianapolis, IN 46227-3697 .....II

Coach: Todd Sturgeon, DePauw 1988

**2005-06 RESULTS (4-23)**

50	Illinois St.....	54
59	Hillsdale.....	60
75	Wis.-Parkside.....	71
70	Lewis.....	80
61	Northern Ky. ■.....	67
45	Grand Valley St.....	63
61	Wayne St. (Mich.) ■.....	78
82	Ferris St. ■.....	84
79	St. Augustine's †.....	82
70	Loyola (La.) †.....	53
53	Quincy.....	60
65	SIU Edwardsville.....	74

64 Drury ■.....	69
64 Rockhurst ■.....	71
82 Oakland City ■.....	91
70 St. Joseph's (Ind.) ■.....	75
57 Bellarmine ■.....	58
70 Southern Ind.....	95
69 Ky. Wesleyan.....	81
74 Mo.-Rolla ■.....	40
81 Mo.-St. Louis ■.....	85
71 Northern Ky.....	73
57 Bellarmine.....	71
63 Lewis ■.....	60
54 Wis.-Parkside ■.....	62
78 St. Joseph's (Ind.).....	97
73 Ky. Wesleyan ■.....	77

Nickname: Greyhounds  
 Colors: Crimson & Grey  
 Arena: Nicoson Hall  
 Capacity: 4,000; Year Built: 1960  
 AD: Sue Willey  
 SID: Mitch Wigness

**IONA**

New Rochelle, NY 10801.....I

Coach: Jeff Ruland, Iona 1991

**2005-06 RESULTS (23-8)**

80 Howard †.....	68
81 Portland St. †.....	75
89 Iowa St.....	72
71 Fordham.....	70
68 Vermont ■.....	56
80 Rider ■.....	59
79 Marist.....	76
67 Kentucky †.....	73
59 Seton Hall.....	73
70 Fresno St.....	69
68 Manhattan ■.....	87
73 Niagara ■.....	55
83 St. Peter's.....	75
88 Canisius.....	73
89 Fairfield ■.....	77
86 Loyola (Md.) ■.....	68
85 Siena.....	78
71 Niagara.....	69
72 St. Peter's ■.....	76
95 Canisius ■.....	58
81 Marist ■.....	87
101 Loyola (Md.).....	85
89 Fairfield.....	66
83 Rider.....	79
93 Buffalo ■.....	75
76 Siena ■.....	82
74 Manhattan.....	78
80 Niagara †.....	54
100 Marist †.....	84
80 St. Peter's †.....	61
64 LSU †.....	80

Nickname: Gaels  
 Colors: Maroon & Gold  
 Arena: Mulcahy Center  
 Capacity: 2,611; Year Built: 1974  
 AD: Patrick Lyons  
 SID: Mike Laprey

**IOWA**

Iowa City, IA 52242.....I

Coach: Steve Alford, Indiana 1987

**2005-06 RESULTS (25-9)**

86 Md.-East. Shore ■.....	41
73 Colgate ■.....	51
67 Kentucky †.....	63
59 Texas †.....	68
79 UTSA ■.....	46
45 North Carolina St. ■.....	42

75 Fairfield ■.....	59
72 Valparaiso ■.....	59
63 UNI.....	67
60 Iowa St.....	72
62 Arizona St. ■.....	43
65 Drake ■.....	60
73 Robert Morris ■.....	51
60 St. Louis.....	50
52 Wisconsin.....	66
63 Illinois ■.....	48
80 Penn St.....	76
76 Minnesota ■.....	72
55 Michigan St.....	85
73 Indiana.....	60
67 Ohio St. ■.....	62
77 Purdue.....	68
94 Michigan ■.....	66
48 Northwestern.....	51
70 Indiana.....	67
66 Michigan St. ■.....	54
61 Minnesota.....	74
59 Illinois.....	71
65 Penn St. ■.....	38
59 Wisconsin ■.....	44
67 Minnesota †.....	57
53 Michigan St. †.....	48
67 Ohio St. †.....	60
63 Northwestern St. †.....	64

Nickname: Hawkeyes  
 Colors: Black and Gold  
 Arena: Carver-Hawkeye Arena  
 Capacity: 15,500; Year Built: 1983  
 AD: Gary Barta  
 SID: Steve Roe

**IOWA ST.**

Ames, IA 50011.....I

Coach: Wayne Morgan, St. Lawrence 1973

**2005-06 RESULTS (16-14)**

101 Mountain St. Univ. ■.....	82
72 Portland St. ■.....	64
96 Howard ■.....	62
72 Iona ■.....	89
68 UNI ■.....	61
77 Fresno St. ■.....	84
89 Drake.....	74
72 Iowa ■.....	60
67 Ohio St. †.....	70
83 South Fla. †.....	74
81 Northwestern St. †.....	77
87 Colorado St. †.....	80
59 Tennessee St. ■.....	51
72 Kansas St. ■.....	70
58 Texas ■.....	78
73 Texas Tech.....	76
88 Nebraska.....	75
81 Texas A&M ■.....	86
82 Missouri.....	58
85 Kansas ■.....	95
96 Colorado ■.....	79
63 Kansas St.....	66
75 Kansas.....	88
63 Nebraska ■.....	73
82 Oklahoma.....	83
68 Oklahoma St. ■.....	52
73 Baylor.....	91
85 Missouri ■.....	78
82 Colorado.....	84
70 Oklahoma St. †.....	79

Nickname: Cyclones  
 Colors: Cardinal & Gold  
 Arena: James H. Hilton Coliseum  
 Capacity: 14,092; Year Built: 1971  
 AD: Jamie Pollard  
 SID: Mike Green

**ITHACA**

Ithaca, NY 14850.....III

Coach: Jim Mullins, Connecticut 1980

**2005-06 RESULTS (16-13)**

59 Hampden-Sydney †.....	82
64 Roanoke.....	68
62 Mansfield.....	92
67 Hobart.....	73
55 Cortland St. ■.....	57
70 St. Lawrence ■.....	61
90 Potsdam St. ■.....	52
69 Rochester Inst. ■.....	53
71 Nazareth ■.....	62
75 Elmira.....	48
68 Plattsburgh St.....	75
96 Green Mountain ■.....	47
67 Hartwick.....	58
57 Utica.....	70
49 Cortland St.....	62
83 Alfred ■.....	76
55 St. John Fisher ■.....	68
69 Oneonta St. ■.....	64
88 Nazareth.....	95
87 Rochester Inst.....	82
66 St. John Fisher.....	87
91 Alfred.....	83
71 Utica ■.....	77
82 Hartwick ■.....	66
76 Elmira ■.....	59
63 Utica †.....	77
86 Union (N.Y.).....	83
77 Brockport St. †.....	75
61 Oswego St.....	60

Nickname: Bombers  
 Colors: Blue & Gold  
 Arena: Ben Light Gymnasium  
 Capacity: 2,500; Year Built: 1964  
 AD: Ken Kutler  
 SID: Mike Warwick

**JACKSON ST.**

Jackson, MS 39217.....I

Coach: Tevester Anderson, Ark.-Pine Bluff 1962

**2005-06 RESULTS (15-17)**

53 Oklahoma St.....	94
74 TCU.....	76
65 Buffalo †.....	71
75 Shawnee St. †.....	66
70 Memphis.....	97
68 Stephen F. Austin ■.....	64
53 St. Louis.....	69
62 Lipscomb.....	75
78 UTSA.....	75
73 Lipscomb ■.....	64
66 Alabama.....	101
87 Nicholls St.....	93
84 Alabama A&M ■.....	77
77 Alabama St. ■.....	64
56 Alcorn St.....	58
65 Southern U.....	80
88 Prairie View ■.....	77
84 Texas Southern ■.....	63
73 Grambling ■.....	77
61 Mississippi Val.....	51
62 Ark.-Pine Bluff.....	57
89 Alcorn St. ■.....	67
58 Southern U. ■.....	70
81 Prairie View.....	68
88 Texas Southern.....	90
81 Grambling.....	87
67 Mississippi Val. ■.....	61
73 Ark.-Pine Bluff ■.....	68
62 Alabama A&M.....	72
79 Alabama St.....	93
83 Alabama St. †.....	65
59 Southern U. †.....	66

Nickname: Tigers

Colors: Royal Blue & White  
 Arena: Lee E. Williams Athletics and Assembly Center  
 Capacity: 8,000; Year Built: 1981  
 AD: Robert L Braddy Sr.  
 SID: Henry Goolsby

**JACKSONVILLE**

Jacksonville, FL 32211-3394.....I

Coach: Cliff Warren, Mt. St. Mary's 1990

**2005-06 RESULTS (1-26)**

48 Florida St. ■.....	78
78 South Fla.....	91
88 North Fla. ■.....	71
104 Fla. Atlantic.....	107
66 Coastal Caro.....	81
67 Ga. Southern.....	81
58 Florida.....	101
67 Georgia Tech.....	92
79 Ga. Southern ■.....	84
81 Mercer.....	90
57 Stetson.....	69
67 Lipscomb ■.....	75
78 Belmont ■.....	91
87 East Tenn. St.....	98
64 Kennesaw St.....	88
67 Gardner-Webb ■.....	72
75 Campbell ■.....	87
78 North Fla.....	90
73 Gardner-Webb.....	77
77 Campbell.....	91
73 East Tenn. St. ■.....	88
76 Kennesaw St. ■.....	80
65 Belmont.....	83
78 Lipscomb.....	101
90 Mercer ■.....	93
66 Stetson.....	81
76 Fla. Atlantic ■.....	85

Nickname: Dolphins  
 Colors: Green & White  
 Arena: Swisher Gymnasium  
 Capacity: 1,500; Year Built: 1953  
 AD: C. Alan Verlander  
 SID: Joel Lamp

**JACKSONVILLE ST.**

Jacksonville, AL 36265-1602.....I

Coach: Mike LaPlante, Maine 1989

**2005-06 RESULTS (16-13)**

46 Vanderbilt.....	67
82 Coastal Caro. ■.....	71
97 Tenn. Temple.....	70
62 Delaware St. ■.....	73
62 Samford.....	61
93 Tenn.-Martin.....	84
80 Mississippi St. †.....	104
72 Murray St. ■.....	91
82 Southeast Mo. St. ■.....	72
83 Auburn.....	87
82 Austin Peay.....	95
69 Samford ■.....	90
67 Tennessee Tech ■.....	79
77 Tennessee St. ■.....	75
78 Eastern Ky.....	86
88 Morehead St.....	65
91 Austin Peay ■.....	86
85 Tenn.-Martin ■.....	80
80 Tennessee St.....	83
66 Eastern Ill. ■.....	51
72 Murray St.....	78
74 Tennessee Tech.....	68
77 Morehead St. ■.....	68
71 Eastern Ky. ■.....	72
79 New Orleans ■.....	74
75 Eastern Ill.....	68
80 Southeast Mo. St.....	67
86 Eastern Ky. ■.....	59

64 Murray St. † .....69  
 Nickname: Gamecocks  
 Colors: Red & White  
 Arena: Pete Mathews Coliseum  
 Capacity: 5,500; Year Built: 1974  
 AD: Jim Fuller  
 SID: Josh Underwood

**JAMES MADISON**

Harrisonburg, VA 22807.....I

Coach: Dean Keener, Davidson 1988

**2005-06 RESULTS (5-23)**

66	Georgetown ■	73
74	VMI ■	61
81	Appalachian St. ■	79
83	Northeastern ■	86
57	Drexel	68
58	La Salle ■	70
65	Youngstown St.	72
79	Yale †	69
52	Tex. A&M-Corp. Chris	93
58	Virginia Tech ■	77
66	Hofstra	87
84	Towson ■	99
48	Va. Commonwealth ■	76
43	George Mason ■	65
68	Delaware	95
55	Va. Commonwealth	71
46	UNC Wilmington ■	83
68	William & Mary	86
53	Georgia St. ■	77
69	Old Dominion	87
74	Delaware ■	64
76	Towson	68
70	William & Mary ■	72
55	Northeastern	77
73	Longwood	77
58	Old Dominion ■	75
68	George Mason	95
56	Northeastern †	74

Nickname: Dukers  
 Colors: Purple & Gold  
 Arena: JMU Convocation Center  
 Capacity: 7,156; Year Built: 1982  
 AD: Jeffrey T. Bourne  
 SID: Gary Michael

**JOHN CARROLL**

University Heights, OH 44118 ..III

Coach: Mike Moran, Xavier 1973

**2005-06 RESULTS (12-14)**

137	Emory & Henry †	127
73	Mt. St. Joseph	72
86	Wash. & Lee †	56
61	Rochester	91
82	Wilmington (Ohio) ■	67
92	Heidelberg	90
83	Otterbein ■	81
75	Ohio Northern ■	87
53	Cleveland St.	84
97	Goshen †	89
77	Hope	89
66	Capital	56
96	Marietta	73
69	Baldwin-Wallace ■	92
57	Muskingum	75
96	Mount Union ■	66
97	Marietta ■	76
56	Baldwin-Wallace	78
82	Mount Union	72
56	Wilmington (Ohio)	76
54	Muskingum ■	63
77	Capital ■	82
56	Otterbein	78
80	Heidelberg ■	88
58	Ohio Northern	73
59	Ohio Northern	72

Nickname: Blue Streaks  
 Colors: Blue & Gold  
 Arena: Tony DeCarlo Varsity Center  
 Capacity: 1,350; Year Built: 1957  
 AD: Laurie Massa  
 SID: Chris Wenzler

**JOHN JAY**

New York, NY 10019 .....III

Coach: Charles Jackson, Pittsburgh

**2005-06 RESULTS (6-21)**

44	Wagner	86
61	St. Joseph's (L.I.) ■	62
54	Gallaudet	65
60	Hood †	78
47	New Jersey City	71
62	City Tech	73
57	Salisbury	80
63	CCNY †	69
58	Baruch ■	85
47	Lehman ■	70
60	New Paltz St.	75
60	Johns Hopkins	92
72	St. Mary's (Md.) †	76
63	Hunter ■	66
69	Brooklyn	59
68	Medgar Evers ■	53
59	Lincoln (Pa.)	93
59	Richard Stockton	89
66	Hunter	51
53	Staten Island	56
58	CCNY	53
46	Lehman	76
50	Baruch	72
66	York (N.Y.)	82
61	CCNY ■	56
61	Staten Island	58
50	York (N.Y.) †	65

Nickname: Bloodhounds  
 Colors: Blue & Gold  
 Arena: College Gym  
 Capacity: 1,000; Year Built: 1989  
 AD: Susan Larkin  
 SID: Amy Rowland

**JOHNS HOPKINS**

Baltimore, MD 21218-2684.....III

Coach: Bill Nelson, Brockport St. 1965

**2005-06 RESULTS (18-8)**

76	Salisbury ■	61
88	McDaniel †	80
78	Villa Julie	81
55	Furman	91
75	Swarthmore	56
69	Muhlenberg ■	56
80	McDaniel ■	59
68	Dickinson	62
92	John Jay ■	60
97	Buffalo St. ■	88
90	Washington (Md.)	70
89	Haverford	69
66	Ursinus ■	69
70	Muhlenberg	60
86	Frank. & Marsh. ■	73
86	Dickinson ■	73
41	Gettysburg	58
85	Washington (Md.) ■	81
52	Swarthmore ■	44
85	Haverford ■	66
82	McDaniel	77
65	Ursinus	89
58	Gettysburg ■	65
50	Frank. & Marsh.	61
78	Gettysburg †	66
82	Ursinus	100

Nickname: Blue Jays  
 Colors: Columbia Blue & Black  
 Arena: White Athletic Center

Capacity: 1,200; Year Built: 1965  
 AD: Thomas P. Calder  
 SID: Ernie Larossa

**JOHNSON & WALES (R.I.)**

Providence, RI 02903 .....III

Coach: Jamie Benton, Boston College 1988

**2005-06 RESULTS (12-14)**

65	Coast Guard	62
61	Daniel Webster	33
55	Salve Regina	60
75	Southern Vt.	81
58	Rhode Island Col.	67
55	Norwich	68
62	Mass.-Dartmouth	68
62	Roger Williams ■	73
70	Plymouth St. ■	66
55	Emmanuel (Mass.)	66
54	Connecticut Col. ■	73
65	Emerson ■	62
66	Western New Eng.	71
57	Rivier	60
75	Suffolk	76
73	Albertus Magnus	67
65	Rivier ■	58
71	Norwich ■	58
76	Suffolk ■	60
89	Daniel Webster ■	40
66	Emmanuel (Mass.) ■	72
74	Emerson	63
74	Albertus Magnus ■	63
56	Western New Eng. ■	43
75	Southern Vt. ■	77
69	Emerson	86

Nickname: Wildcats  
 Colors: Red & Gold  
 Arena: Harborside Student Center  
 Capacity: 1,500; Year Built: 1998  
 AD: John Parente  
 SID: Dan Booth

**JOHNSON C. SMITH**

Charlotte, NC 28216.....II

Coach: Steve Joyner, Johnson C. Smith 1973

**2005-06 RESULTS (23-8)**

102	Bluefield St. ■	66
72	Carson-Newman ■	62
63	Shaw ■	60
93	Belmont Abbey ■	56
67	Augusta St.	69
80	Carson-Newman	77
78	Queens (N.C.)	83
89	Muhlenberg	83
68	Wilberforce †	59
51	Virginia Union †	65
79	Wiley †	72
87	Virginia Union ■	77
95	St. Paul's	91
69	Fayetteville St.	59
68	Bowie St. ■	56
62	Livingstone	50
78	St. Augustine's	92
71	Winston-Salem	62
77	N.C. Central	59
83	Livingstone	69
108	Virginia St. ■	98
84	Elizabeth City St.	74
57	Winston-Salem	81
81	St. Augustine's ■	67
69	Shaw	74
81	Fayetteville St. ■	75
74	N.C. Central	61
56	Virginia St. †	53
72	Bowie St. †	60
64	Virginia Union †	71
68	GC&SU †	86

Nickname: Golden Bulls  
 Colors: Gold & Blue  
 Arena: Brayboy Gymnasium  
 Capacity: 2,316; Year Built: 1961  
 AD: Stephen W. Joyner  
 SID: Kristene Kelly

**JOHNSON ST.**

Johnson, VT 05656-9464 .....III

Coach: Michael Osborne, Johnson St. 1998

**2005-06 RESULTS (7-18)**

76	Rivier	89
66	Anna Maria †	63
48	Gordon ■	80
81	Green Mountain	72
57	Middlebury ■	81
78	Mount Ida	74
77	Lasell	83
89	Mass. Liberal Arts ■	76
67	Lasell ■	79
90	Daniel Webster	75
70	New England Col.	67
61	Lesley ■	82
93	Castleton St. ■	104
65	Husson	85
74	Maine Maritime	82
94	Vermont Tech ■	97
66	Me.-Farmington	80
85	Thomas ■	98
94	Castleton St.	111
85	Elms ■	90
80	Becker ■	75
70	Lyndon St.	89
63	Lesley	88
73	Becker	88
68	Elms	96

Nickname: Badgers  
 Colors: Green, Blue & White  
 Arena: Carter Gymnasium  
 Capacity: 850; Year Built: 1965  
 AD: Barbara Lougee  
 SID: Michael Osborne

**JUNIATA**

Huntingdon, PA 16652.....III

Coach: Greg Curley, Allegheny 1995

**2005-06 RESULTS (10-15)**

83	Lancaster Bible ■	31
91	Pitt.-Greensburg ■	72
60	Frank. & Marsh	82
59	Albion †	78
88	Allegheny	75
69	Susquehanna ■	61
100	Moravian ■	70
60	Grove City	63
79	Indiana (Pa.) ■	81
74	York (Pa.) ■	82
77	Lincoln (Pa.) †	101
81	Mitchell †	57
73	Case Reserve ■	67
79	Elizabethtown	86
55	Widener	72
85	Messiah ■	83
82	Albright	77
84	Lebanon Valley ■	89
72	Moravian	81
55	Messiah	52
67	Widener	74
66	Elizabethtown ■	77
76	Lebanon Valley	84
60	Susquehanna	72
77	Albright	82

Nickname: Eagles  
 Colors: Yale Blue & Old Gold  
 Arena: Kennedy Sports & Recreation Center  
 Capacity: 1,500; Year Built: 1982

AD: Lawrence R. Bock  
SID: Joel Cookson

**KALAMAZOO**

Kalamazoo, MI 49006.....III

Coach: Rob Passage, Kalamazoo 1993

**2005-06 RESULTS (11-16)**

66 Wooster .....	84
47 St. Thomas (Minn.) † .....	70
70 Dallas † .....	42
87 Principia † .....	47
75 Davenport † .....	43
59 Aquinas .....	64
43 Benedictine (Ill.) .....	62
78 Elmhurst ■ .....	88
59 Chicago .....	79
65 DePauw † .....	88
59 Maryville (Tenn.) † .....	92
49 Hope .....	86
73 Adrian ■ .....	62
77 Alma ■ .....	73
56 Tri-State .....	62
58 Albion .....	64
56 Olivet ■ .....	42
58 Calvin ■ .....	80
63 Hope ■ .....	91
71 Adrian .....	64
72 Alma .....	63
69 Tri-State ■ .....	64
55 Albion ■ .....	59
59 Olivet .....	47
65 Calvin .....	74
61 Tri-State ■ .....	58
55 Calvin .....	66

Nickname: Hornets  
Colors: Orange & Black  
Arena: Anderson Athletic Center  
Capacity: 2,000; Year Built: 1980  
AD: Timon Corwin  
SID: Steve Wideen

**KANSAS**

Lawrence, KS 66045-8881 .....I

Coach: Bill Self, Oklahoma St. 1985

**2005-06 RESULTS (25-8)**

90 Idaho St. ■ .....	66
49 Arizona † .....	61
64 Arkansas † .....	65
102 Chaminade † .....	54
70 Nevada ■ .....	72
86 Western Ill. ■ .....	57
67 St. Joseph's † .....	70
69 California † .....	56
63 Pepperdine ■ .....	43
85 Northern Colo. ■ .....	62
73 New Orleans ■ .....	56
87 Yale ■ .....	46
73 Kentucky ■ .....	46
75 Colorado .....	63
55 Kansas St. ■ .....	59
86 Missouri .....	89
96 Nebraska ■ .....	54
83 Texas A&M .....	73
95 Iowa St. .....	85
86 Texas Tech ■ .....	52
59 Oklahoma ■ .....	58
69 Nebraska .....	48
88 Iowa St. ■ .....	75
64 Oklahoma St. .....	49
79 Missouri ■ .....	46
76 Baylor .....	61
55 Texas .....	80
75 Colorado ■ .....	54
66 Kansas St. .....	52
63 Oklahoma St. † .....	62
79 Nebraska † .....	65
80 Texas † .....	68
73 Bradley † .....	77

Nickname: Jayhawks  
Colors: Crimson & Blue  
Arena: Allen Fieldhouse  
Capacity: 16,300; Year Built: 1955  
AD: Lew Perkins  
SID: Chris Theisen

**KANSAS ST.**

Manhattan, KS 66502-3355 .....I

Coach: Jim Wooldridge, Louisiana Tech 1977

**2005-06 RESULTS (15-13)**

83 Ga. Southern ■ .....	58
68 New Mexico ■ .....	56
71 Stephen F. Austin ■ .....	54
84 Cal St. Fullerton ■ .....	59
57 Washington St. .....	58
89 Longwood ■ .....	60
71 Colorado St. ■ .....	67
74 Bethune-Cookman ■ .....	61
70 Northern Ill. .....	75
66 Belmont ■ .....	62
82 North Dakota St. ■ .....	56
70 Iowa St. .....	72
42 Nebraska ■ .....	57
59 Kansas .....	55
58 Texas A&M ■ .....	54
79 Missouri ■ .....	64
75 Colorado .....	79
70 Baylor .....	72
61 Oklahoma St. ■ .....	63
66 Iowa St. ■ .....	63
71 Missouri .....	74
56 Texas Tech .....	70
72 Colorado ■ .....	60
64 Texas ■ .....	65
70 Oklahoma .....	71
66 Nebraska .....	64
52 Kansas ■ .....	66
65 Texas Tech † .....	73

Nickname: Wildcats  
Colors: Purple & White  
Arena: Bramlage Coliseum  
Capacity: 13,344; Year Built: 1988  
AD: Tim Weiser  
SID: Tom Gilbert

**KEAN**

Union, NJ 07083 .....III

Coach: Bruce Hamburger, Kean 1981

**2005-06 RESULTS (15-13)**

47 Widener † .....	62
65 Hunter † .....	45
76 Wm. Paterson .....	53
71 Ramapo .....	74
60 TCNJ ■ .....	72
82 Rowan ■ .....	93
56 Richard Stockton .....	77
80 Moravian ■ .....	66
75 New Jersey City .....	81
69 Trinity (Conn.) † .....	75
70 Villa Julie .....	73
69 Rutgers-Newark ■ .....	65
92 Rutgers-Camden .....	70
91 Staten Island .....	52
77 Montclair St. .....	73
73 Richard Stockton ■ .....	69
106 Ramapo ■ .....	109
58 TCNJ .....	76
89 Rowan .....	73
70 New Jersey City ■ .....	74
76 Wm. Paterson ■ .....	84
95 Rutgers-Camden ■ .....	82
80 City Tech .....	64
67 Rutgers-Newark .....	64
87 Montclair St. ■ .....	66
99 Manhattanville .....	92
93 Mt. St. Mary (N.Y.) .....	57

61 New Jersey City .....

Nickname: Cougars  
Colors: Blue & White  
Arena: Harwood Arena  
Capacity: 2,500; Year Built: 2005  
AD: Glenn Hedden  
SID: Jack McKiernan

**KEENE ST.**

Keene, NH 03435-0000 .....III

Coach: Rob Colbert, Marist 1992

**2005-06 RESULTS (21-8)**

89 Husson ■ .....	83
103 Me.-Machias ■ .....	68
83 Endicott ■ .....	72
81 Colby-Sawyer † .....	80
99 Rhode Island Col. ■ .....	86
88 Southern Vt. ■ .....	68
97 Tufts ■ .....	100
83 Mass.-Dartmouth .....	82
101 Plattsburgh St. † .....	100
57 Bridgewater St. † .....	83
84 Springfield .....	98
104 Mass.-Boston ■ .....	93
94 Western Conn. St. .....	70
103 Southern Me. ■ .....	96
74 Eastern Conn. St. .....	83
67 Rhode Island Col. .....	75
80 Plymouth St. ■ .....	70
80 Mass.-Dartmouth ■ .....	67
116 Mitchell ■ .....	57
88 Mass.-Boston .....	90
71 Eastern Conn. St. ■ .....	59
75 Western Conn. St. ■ .....	51
65 Plymouth St. .....	58
68 Southern Me. .....	66
79 Southern Me. ■ .....	59
86 Mass.-Dartmouth ■ .....	77
67 Mass.-Boston .....	81
80 Colby-Sawyer ■ .....	77
48 Rhode Island Col. ■ .....	86

Nickname: Owls  
Colors: Red & White  
Arena: Spaulding Gym  
Capacity: 2,100; Year Built: 1968  
AD: John C. Ratliff  
SID: Stuart Kaufman

**KENNESAW ST.**

Kennesaw, GA 30144-5591 .....II

Coach: Tony Ingle, Huntington 1976

**2005-06 RESULTS (12-17)**

66 Denver † .....	80
79 Lamar † .....	60
65 Alas. Fairbanks .....	78
42 George Washington .....	87
76 Clark Atlanta ■ .....	54
67 Lipscomb ■ .....	66
91 Belmont .....	87
71 St. Paul's ■ .....	73
60 St. Louis .....	74
76 Furman .....	83
74 Marshall † .....	77
67 Fla. Atlantic ■ .....	73
74 Gardner-Webb .....	68
81 Campbell .....	77
78 East Tenn. St. ■ .....	72
78 North Fla. ■ .....	76
88 Jacksonville ■ .....	64
63 Mercer .....	57
73 Stetson .....	57
74 East Tenn. St. .....	110
70 Mercer ■ .....	77
68 Stetson ■ .....	80
68 North Fla. .....	72
80 Jacksonville .....	76
58 Gardner-Webb ■ .....	84
78 Campbell ■ .....	86

62 Fla. Atlantic .....

Nickname: Owls  
Colors: Black & Gold  
Arena: KSU Convocation Center  
Capacity: 4,500; Year Built: 2005  
AD: Dave Waples  
SID: Mark Toma

**KENT ST.**

Kent, OH 44242-0001 .....I

Coach: Jim Christian, Rhode Island 1988

**2005-06 RESULTS (25-9)**

56 Delaware St. ■ .....	65
94 Austin Peay ■ .....	67
52 Rutgers † .....	55
82 Tex.-Pan American † .....	70
77 Youngstown St. .....	69
83 Cleveland St. ■ .....	68
86 IPFW ■ .....	61
51 Southern Ill. .....	58
88 Concordia (Cal.) † .....	76
59 St. Mary's (Cal.) .....	61
66 Syracuse .....	78
76 Toledo ■ .....	68
66 Central Mich. .....	60
84 Ball St. ■ .....	71
74 Eastern Mich. .....	64
77 Western Mich. ■ .....	62
72 Northern Ill. .....	61
53 Miami (Ohio) .....	46
74 Bowling Green ■ .....	79
70 Buffalo ■ .....	52
73 Ohio .....	60
63 Akron ■ .....	57
44 Toledo .....	60
67 Northern Ill. ■ .....	55
111 Buffalo .....	107
80 Butler ■ .....	76
82 Bowling Green .....	66
70 Miami (Ohio) ■ .....	63
78 Ohio ■ .....	58
67 Akron .....	75
76 Buffalo † .....	67
72 Ohio † .....	59
71 Toledo † .....	66
64 Pittsburgh † .....	79

Nickname: Golden Flashes  
Colors: Navy Blue & Gold  
Arena: Memorial Athletic & Convocation Center  
Capacity: 6,327; Year Built: 1950  
AD: Laing E. Kennedy  
SID: Jeff Schaefer

**KENTUCKY**

Lexington, KY 40506-0032 .....I

Coach: Tubby Smith, High Point 1973

**2005-06 RESULTS (22-13)**

71 South Dakota St. ■ .....	54
67 Lipscomb ■ .....	49
63 Iowa † .....	67
80 West Virginia † .....	66
81 Liberty ■ .....	51
75 High Point ■ .....	55
79 North Carolina ■ .....	83
73 Georgia St. .....	46
53 Indiana † .....	79
73 Louisville ■ .....	61
73 Iona † .....	67
71 Ohio † .....	63
59 UCF ■ .....	57
46 Kansas .....	73
52 Vanderbilt ■ .....	57
64 Alabama ■ .....	68
69 Georgia .....	55
80 South Carolina ■ .....	78



71 Auburn.....	62
78 Arkansas ■.....	76
81 Mississippi St.....	66
80 Florida.....	95
67 Tennessee ■.....	75
81 Vanderbilt.....	84
68 Georgia ■.....	61
79 South Carolina.....	66
80 Mississippi ■.....	40
67 LSU.....	71
20 Tennessee.....	78
64 Florida ■.....	79
71 Mississippi †.....	57
68 Alabama †.....	61
61 South Carolina †.....	65
69 UAB †.....	64
83 Connecticut †.....	87

Nickname: Wildcats  
 Colors: Blue & White  
 Arena: Rupp Arena  
 Capacity: 23,000; Year Built: 1976  
 AD: Mitch S. Barnhart  
 SID: Scott Stricklin

**KENTUCKY ST.**

Frankfort, KY 40601 .....II

Coach: Thomas Patterson, Grace Bible (Mich.) 1995

**2005-06 RESULTS (13-16)**

72 Claffin ■.....	63
63 Paine.....	68
59 Benedict.....	63
71 Western Ky.....	87
62 Morehouse ■.....	59
65 Clark Atlanta ■.....	58
71 Lane.....	86
64 Fort Valley St.....	58
64 Albany St. (Ga.).....	77
84 Paine ■.....	81
74 Benedict ■.....	81
60 Morehouse.....	69
65 Clark Atlanta.....	73
70 Fort Valley St. ■.....	68
54 Albany St. (Ga.) ■.....	58
72 Lane ■.....	73
83 Tuskegee ■.....	60
88 Stillman ■.....	86
78 Fla. Gulf Coast.....	80
61 LeMoyn-Owen ■.....	58
58 Miles ■.....	67
85 Central St. (Ohio) ■.....	80
64 LeMoyn-Owen.....	61
80 Miles.....	75
68 Central St. (Ohio).....	98
68 Stillman.....	76
75 Tuskegee.....	78
72 LeMoyn-Owen †.....	63
78 Paine †.....	86

Nickname: Thorobreds  
 Colors: Green & Gold  
 Arena: William Exum HPER Center  
 Capacity: 2,750; Year Built: 1994  
 AD: Derita Ratcliffe  
 SID: Ron Braden

**KY. WESLEYAN**

Owensboro, KY 42302-1039 ....II

Coach: Todd Lee, South Dakota 1983

**2005-06 RESULTS (7-19)**

81 North Ala. ■.....	91
86 Oakland City ■.....	72
69 Mo.-St. Louis.....	65
69 Mo.-Rolla.....	65
56 Lewis ■.....	62
55 Wis.-Parkside ■.....	59
77 Saginaw Valley.....	89
61 SIU Edwardsville.....	73
54 Huntington ■.....	74

91 Union (Ky.) ■.....	73
63 Northern Ky.....	71
69 Bellarmine.....	70
74 Oakland City.....	69
63 SIU Edwardsville ■.....	79
66 Quincy ■.....	71
58 Rockhurst.....	76
75 Drury.....	82
85 St. Joseph's (Ind.) ■.....	91
81 Indianapolis ■.....	69
58 Southern Ind. ■.....	74
77 Wis.-Parkside.....	79
62 Lewis.....	64
69 Bellarmine ■.....	77
57 Northern Ky. ■.....	59
77 Indianapolis.....	73
75 St. Joseph's (Ind.).....	98

Nickname: Panthers  
 Colors: Purple & White  
 Arena: Owensboro Sportscenter  
 Capacity: 5,002; Year Built: 1949  
 AD: Tom Tallman  
 SID: Roy Pickerill

**KENYON**

Gambier, OH 43022-9223 .....III

Coach: Matt Croci, Wittenberg 1994

**2005-06 RESULTS (7-19)**

46 Lake Erie †.....	69
92 Thiel †.....	90
115 Marietta.....	99
66 Muskingum.....	85
67 Wash. & Jeff. ■.....	66
68 Allegheny.....	77
80 Earlham ■.....	86
69 Mt. St. Joseph.....	79
59 Farmingdale †.....	81
48 Randolph-Macon.....	70
51 Wittenberg.....	80
74 Ohio Wesleyan ■.....	88
47 Wright St.....	88
68 Hiram.....	65
89 Oberlin ■.....	52
61 Denison.....	64
68 Wabash.....	88
63 Wooster ■.....	76
72 Allegheny ■.....	80
72 Hiram ■.....	63
60 Earlham.....	70
82 Denison ■.....	70
68 Oberlin.....	73
72 Wooster.....	97
63 Wabash ■.....	81
44 Wooster.....	96

Nickname: Lords  
 Colors: Purple & White  
 Arena: Tomsich Arena  
 Capacity: 2,000; Year Built: 1981  
 AD: Peter Smith  
 SID: Marty Fuller

**KEUKA**

Keuka Park, NY 14478-0098 ....III

Coach: George Wunder, Rochester 1986

**2005-06 RESULTS (16-10)**

73 Hobart.....	58
67 Hilbert ■.....	65
66 Penn St.-Berks.....	58
107 Albany Pharmacy.....	62
47 Keystone.....	56
69 Chestnut Hill ■.....	61
52 Cornell.....	78
83 Roberts Wesleyan †.....	87
73 Nazareth †.....	61
71 Geneseo St. †.....	85
76 Cazenovia ■.....	53
62 Villa Julie.....	75
68 Baptist Bible (Pa.).....	83

74 Bard ■.....	48
61 D'Youville.....	65
68 Keystone ■.....	74
78 Purchase St. ■.....	58
72 Bard.....	55
81 Polytechnic (N.Y.).....	45
69 Cazenovia.....	58
77 Phila. Bible ■.....	65
62 D'Youville ■.....	47
76 Baptist Bible (Pa.) ■.....	70
74 Cazenovia ■.....	60
63 Villa Julie †.....	69
69 Potsdam St.....	81

Nickname: Storm  
 Colors: Green & Gold  
 Arena: Weed Physical Arts Center  
 Capacity: 1,800; Year Built: 1973  
 AD: David M. Sweet  
 SID: Seth Fikes

**KEYSTONE**

La Plume, PA 18440 .....III

Coach: George Wunder, Rochester 1986

**2005-06 RESULTS (22-7)**

48 Marymount (Va.) †.....	58
85 Rutgers-Camden †.....	71
82 Mansfield.....	85
89 Bethany (W.V.) †.....	103
77 Oberlin †.....	61
56 Keuka ■.....	47
82 Villa Julie ■.....	56
70 Chris. Newport †.....	65
67 Greensboro †.....	59
78 Wilkes.....	65
62 King's (Pa.) †.....	71
85 D'Youville ■.....	50
105 Purchase St.....	64
67 Bard.....	54
92 Cazenovia.....	65
56 Baptist Bible (Pa.) ■.....	51
74 Keuka.....	68
61 Polytechnic (N.Y.) ■.....	46
100 D'Youville.....	49
81 Phila. Bible.....	73
67 Bard ■.....	54
62 Chestnut Hill.....	64
75 Penn St.-Berks ■.....	61
68 Baptist Bible (Pa.).....	77
92 Cazenovia ■.....	67
83 D'Youville ■.....	65
85 Penn St.-Berks ■.....	67
84 Villa Julie.....	77
58 Albright ■.....	67

Nickname: Giants  
 Colors: Navy Blue, Orange & White  
 AD: Michael W. Mould  
 SID: To be named

**KING'S (PA.)**

Wilkes-Barre, PA 18711-0801 ..III

Coach: J.P. Andrejko, Scranton 1988

**2005-06 RESULTS (17-9)**

69 Lincoln (Pa.) †.....	72
83 Elizabethtown.....	84
83 Misericordia ■.....	76
77 Baruch.....	81
76 Wilkes.....	77
54 Delaware Valley.....	49
56 Elizabethtown ■.....	73
51 Baptist Bible (Pa.).....	63
73 Marywood.....	69
86 Susquehanna ■.....	55
78 Adrian.....	68
83 Susquehanna †.....	82
71 Keystone †.....	62
71 Lycoming ■.....	55
77 DeSales.....	70
64 Scranton.....	69

75 FDU-Florham ■.....	58
81 Drew.....	62
86 Delaware Valley ■.....	60
77 Scranton.....	75
80 DeSales.....	58
71 Lycoming.....	76
69 Wilkes ■.....	66
83 Drew ■.....	67
93 FDU-Florham.....	84
61 Wilkes.....	68

Nickname: Monarchs  
 Colors: Red & Gold  
 Arena: Scandlon Gym  
 Capacity: 3,200; Year Built: 1968  
 AD: Cheryl J. Ish  
 SID: Bob Ziadie

**KNOX**

Galesburg, IL 61401-4999 .....III

Coach: Tim Heimann, Knox 1970

**2005-06 RESULTS (12-12)**

74 Clarke.....	95
96 Westminster (Mo.) ■.....	86
84 Eureka ■.....	63
58 Carroll (Wis.) ■.....	85
60 Lawrence ■.....	71
64 Franklin.....	85
72 Clarke †.....	77
67 Concordia (Ill.) ■.....	44
59 Lake Forest.....	55
60 Beloit.....	72
91 Ripon.....	79
80 Monmouth (Ill.).....	79
76 Illinois Col.....	63
114 Grinnell.....	113
70 St. Norbert ■.....	63
69 Beloit.....	73
62 Lake Forest.....	60
46 Lawrence.....	70
55 Carroll (Wis.).....	103
69 Monmouth (Ill.) ■.....	65
68 MacMurray.....	72
83 Grinnell.....	102
77 Illinois Col. ■.....	75
62 Lawrence.....	88

Nickname: Prairie Fire  
 Colors: Purple & Gold  
 Arena: Memorial Gym  
 Capacity: 3,000; Year Built: 1951  
 AD: Chad Eisele  
 SID: Kevin Walden

**KUTZTOWN**

Kutztown, PA 19530-0721 .....III

Coach: Bernie Driscoll, Dickinson 1977

**2005-06 RESULTS (16-12)**

82 Columbia Union.....	84
81 Wilmington (Del.) ■.....	80
82 Shepherd.....	87
97 Penn St.-Berks ■.....	72
79 California (Pa.).....	101
61 Shippensburg.....	77
94 Columbia Union ■.....	81
89 Penn St.-Hazleton.....	84
71 Indiana (Pa.).....	69
72 Lock Haven.....	71
85 Penn St.-Abington.....	68
84 Phila. Sciences ■.....	80
70 Clarion.....	80
85 Cheyney.....	70
80 Edinboro ■.....	83
90 Slippery Rock ■.....	85
64 Bloomsburg.....	63
70 West Chester ■.....	72
88 Mansfield.....	95
81 Millersville.....	68
76 East Stroudsburg ■.....	73
75 Cheyney.....	86

85	Bloomsburg ■	79
60	West Chester	62
92	Mansfield ■	95
82	Millersville ■	79
76	East Stroudsburg	72
73	Mansfield	96

Nickname: Golden Bears  
 Colors: Maroon & Gold  
 Arena: Keystone Hall  
 Capacity: 3,400; Year Built: 1971  
 AD: Greg Bamberger  
 SID: Josh Leiboff

**LA ROCHE**

Pittsburgh, PA 15237.....III

Coach: Scott Lang, Clarion 1993

**2005-06 RESULTS (10-16)**

78	Thiel.....	71
78	Hiram ■	67
79	Carnegie Mellon ■	95
50	Hilbert.....	72
76	Medaille.....	80
58	Waynesburg ■	67
67	Bethany (W.V.) ■	75
62	Wash. & Jeff.....	64
76	Westminster (Pa.).....	100
69	Pitt.-Greensburg ■	67
73	Frostburg St. ■	64
61	Penn St.-Altoona.....	48
80	Mt. Aloysius.....	93
64	Pitt.-Bradford ■	62
43	Penn St.-Behrend ■	53
71	Lake Erie ■	70
59	Medaille ■	61
89	Hilbert ■	78
64	Frostburg St. ■	69
67	Pitt.-Greensburg.....	84
53	Lake Erie.....	69
110	Mt. Aloysius ■	81
57	Penn St.-Altoona ■	36
51	Penn St.-Behrend.....	57
53	Pitt.-Bradford.....	64
63	Hilbert.....	77

Nickname: Redhawks  
 Colors: Red & White  
 Arena: Kerr Fitness & Sports Center  
 Capacity: 1,200; Year Built: 1993  
 AD: Jim Tinkey  
 SID: Scott Lang

**LA SALLE**

Philadelphia, PA 19141-1199 ....I

Coach: John Giannini, North Central 1984

**2005-06 RESULTS (18-10)**

70	UMBC.....	55
75	American ■	63
73	Mt. St. Mary's ■	51
62	Drexel †	50
70	James Madison.....	58
107	Central Conn. St.....	106
70	Florida Int'l ■	61
57	Villanova.....	98
85	St. Francis (Pa.) ■	55
70	Hofstra ■	71
84	Duquesne ■	61
67	Richmond.....	56
52	Charlotte ■	64
52	Temple.....	68
68	Rhode Island ■	71
54	St. Joseph's.....	66
65	Penn.....	73
68	Massachusetts ■	61
75	Duquesne.....	66
62	Temple ■	56
65	Massachusetts.....	44
79	Xavier.....	70
74	St. Bonaventure ■	62

74	Dayton ■	71
65	George Washington.....	77
74	Fordham.....	83
62	St. Louis ■	52
62	Fordham †	64

Nickname: Explorers  
 Colors: Blue & Gold  
 Arena: Tom Gola Arena  
 Capacity: 4,000; Year Built: 1972  
 AD: Thomas M. Brennan  
 SID: Kale Beers

**LA VERNE**

La Verne, CA 91750-4443 .....III

Coach: Gabe Duran, La Verne 1998

**2005-06 RESULTS (12-12)**

77	Menlo †	80
53	Vanguard.....	73
93	LIFE Bible †	64
102	La Sierra †	83
74	Chapman.....	77
84	George Fox †	75
102	Notre Dame de Namur.....	96
107	Cal St. East Bay.....	98
72	Trinity Christian †	79
69	La Sierra.....	73
56	Occidental †	68
111	Redlands †	106
52	Cal Lutheran.....	58
66	Pomona-Pitzer.....	77
70	Caltech †	56
58	Claremont-MS.....	70
101	Whittier †	76
82	Occidental.....	78
141	Redlands.....	133
82	Cal Lutheran ■	74
70	Pomona-Pitzer ■	81
75	Caltech.....	65
69	Claremont-MS ■	71
78	Whittier.....	79

Nickname: Leopards, Leos  
 Colors: Orange & Green  
 Arena: Student Center Gym  
 Capacity: 900; Year Built: 1973  
 AD: Christopher M. Ragsdale  
 SID: Will Darity

**LAFAYETTE**

Easton, PA 18042.....I

Coach: Fran O'Hanlon, Villanova 1970

**2005-06 RESULTS (11-17)**

47	St. Joseph's.....	70
66	Notre Dame.....	84
86	Alvernia ■	80
57	Princeton.....	46
57	Cornell ■	43
76	St. Peter's ■	79
84	Marist ■	92
89	St. Francis (N.Y.) ■	81
67	Columbia.....	71
72	Dickinson ■	52
52	Fordham.....	71
76	Mt. St. Mary's.....	63
57	Holy Cross.....	86
85	Colgate ■	74
80	Navy ■	67
73	Penn.....	105
32	Bucknell.....	62
58	Lehigh ■	76
82	Army.....	61
56	American.....	74
61	Holy Cross ■	77
63	Colgate.....	55
69	Navy.....	89
49	Bucknell ■	69
64	Lehigh.....	82
73	Army ■	64
67	American ■	77

62	American †	75
----	------------	----

Nickname: Leopards  
 Colors: Maroon & White  
 Arena: Kirby Sports Center  
 Capacity: 3,500; Year Built: 1973  
 AD: Bruce McCutcheon  
 SID: Phil LaBella

**LAGRANGE**

La Grange, GA 30240.....III

Coach: Warren Haynes, LaGrange 1998

**2005-06 RESULTS (8-18)**

70	Oglethorpe ■	73
59	Emory ■	72
108	Sewanee.....	75
63	Centre ■	88
80	Lynchburg ■	79
63	Embry-Riddle.....	113
75	Emory.....	82
95	Atlanta Christian ■	76
61	Oglethorpe.....	76
88	Hendrix.....	82
70	Albion †	73
70	Anderson (Ind.) ■	80
92	Webster ■	83
68	Maryville (Tenn.).....	83
81	Fisk.....	100
86	Piedmont ■	91
85	Dallas ■	69
63	Rust.....	83
75	Huntingdon ■	77
58	Millsaps.....	80
64	Huntingdon.....	70
91	Piedmont.....	93
73	Maryville (Tenn.) ■	88
110	Fisk ■	108
89	Piedmont †	87
63	Maryville (Tenn.) †	81

Nickname: Panthers  
 Colors: Red & Black  
 Arena: Mariotti Gymnasium  
 Capacity: 500; Year Built: 1958  
 AD: Philip R. Williamson  
 SID: John Hughes

**LAKE ERIE**

Painesville, OH 44077 .....III

Coach: Cliff Hunt, Hiram 1971

**2005-06 RESULTS (21-7)**

69	Kenyon †	46
59	Capital.....	72
60	Mount Union ■	43
66	Edinboro.....	62
88	Medaille.....	66
72	Hilbert.....	63
77	Bethany (W.V.).....	62
55	St. John Fisher †	57
88	Lincoln (Pa.) †	93
87	Frostburg St. ■	75
96	Pitt.-Greensburg ■	75
102	Mt. Aloysius.....	75
77	Penn St.-Altoona.....	66
52	Penn St.-Behrend ■	49
93	Pitt.-Bradford ■	67
70	La Roche.....	71
74	Hilbert ■	65
97	Medaille ■	72
71	Pitt.-Greensburg.....	85
85	Frostburg St. ■	69
69	La Roche ■	53
73	Penn St.-Altoona ■	45
94	Mt. Aloysius ■	71
78	Pitt.-Bradford.....	76
39	Penn St.-Behrend.....	62
70	Hilbert ■	67
83	Pitt.-Greensburg ■	82
40	Wittenberg.....	76

Nickname: Storm  
 Colors: Green & White  
 Arena: Athletics and Wellness Center  
 Capacity: 800; Year Built: 2004  
 AD: Ken Krslovic  
 SID: Brittney Murphy

**LAKE FOREST**

Lake Forest, IL 60045 .....III

Coach: Chris Conger, Wisconsin 1995

**2005-06 RESULTS (7-16)**

48	Lakeland ■	51
59	Chicago.....	75
80	Benedictine (Ill.).....	73
42	Carleton ■	58
66	St. Norbert ■	49
71	Carroll (Wis.) ■	76
66	North Park.....	63
72	Loyola (Ill.).....	87
45	Augustana (Ill.).....	64
84	Monmouth (Ill.) ■	77
55	Knox ■	59
71	Ripon.....	60
57	Lawrence.....	78
55	Illinois Col.....	57
86	Grinnell.....	94
57	Beloit ■	60
54	Ripon ■	82
60	Knox.....	62
55	Carroll (Wis.).....	67
68	St. Norbert.....	71
77	Illinois Col. ■	54
63	Monmouth (Ill.).....	69
110	Grinnell.....	93

Nickname: Foresters  
 Colors: Red & Black  
 Arena: Sports Center  
 Capacity: 1,200; Year Built: 1968  
 AD: Jackie A. Slaats  
 SID: Mike Wajerski

**LAKE SUPERIOR ST.**

Sault Ste. Marie, MI 49783 .....II

Coach: Mike Fitzner, Wayne St. (Neb.) 1997

**2005-06 RESULTS (6-21)**

73	Lewis.....	83
59	Wis.-Parkside †	80
86	Rochester College ■	90
68	Ashland ■	93
68	Alma.....	83
67	Findlay.....	92
73	Northwood.....	84
50	Ferris St. ■	67
103	Grace Bible (Mich.) ■	93
59	Quincy †	76
72	Daemen †	84
56	Northern Mich. ■	67
45	Michigan Tech ■	54
51	Grand Valley St.....	96
66	Ferris St.....	74
75	Gannon ■	80
96	Mercyhurst ■	94
85	Finlandia ■	71
70	Hillsdale.....	87
50	Wayne St. (Mich.).....	68
54	Grand Valley St. ■	69
50	Saginaw Valley ■	75
69	Northern Mich.....	91
58	Michigan Tech.....	75
66	Northland Bapt. ■	61
69	Saginaw Valley.....	59
70	Northwood ■	67

Nickname: Lakers  
 Colors: Royal Blue & Gold  
 Arena: James Norris Center

Capacity: 2,500; Year Built: 1976  
AD: Kris Dunbar  
SID: Linda Bouvet

**LAKELAND**

Sheboygan, WI 53082-0359 ...III

Coach: Gary Grzesk, Wis.-Green Bay  
1996

**2005-06 RESULTS (21-6)**

51 Lake Forest	48
88 Maranatha Baptist	46
67 Wis.-La Crosse	78
63 Wis.-Stevens Point	58
99 Northland Bapt.	49
82 Edgewood	61
68 Wis. Lutheran	76
66 Marian (Wis.)	51
75 Concordia (Ill.)	52
61 Rockford	64
46 Hope	54
75 Goshen	67
65 Edgewood	60
86 Illinois Tech	56
64 Dominican (Ill.)	50
77 Concordia (Wis.)	60
69 Marian (Wis.)	59
85 Viterbo	71
71 Wis. Lutheran	60
69 Concordia (Wis.)	49
77 Dominican (Ill.)	51
65 Milwaukee Engr.	50
74 Benedictine (Ill.)	83
85 Maranatha Baptist	56
66 Milwaukee Engr.	63
72 Maranatha Baptist	50
70 Edgewood	76

Nickname: Muskies  
Colors: Navy & Gold  
Arena: Todd Wehr Center  
Capacity: 1,500; Year Built: 1985  
AD: Jane Bouche  
SID: David Gallianetti

**LAMAR**

Beaumont, TX 77710 .....

Coach: Billy Tubbs, Lamar 1958

**2005-06 RESULTS (17-14)**

76 Southern Miss.	79
60 Kennesaw St.	79
92 Montana St.	82
83 Memphis	108
74 Brigham Young	97
89 Oklahoma City	71
97 Louisiana Col.	68
99 Prairie View	58
91 Arkansas St.	81
86 Tulsa	78
50 Air Force	73
112 St. Gregory's	60
73 Delta St.	82
78 McNeese St.	83
83 Texas St.	58
70 Stephen F. Austin	65
93 Texas-Arlington	89
79 La.-Monroe	53
89 Nicholls St.	81
54 Stephen F. Austin	72
72 McNeese St.	76
83 Texas St.	71
77 UTSA	70
82 Sam Houston St.	85
73 Texas-Arlington	75
67 Northwestern St.	80
89 La.-Monroe	83
103 Nicholls St.	87
79 Southeastern La.	89
68 Southeastern La.	65
66 Northwestern St.	80

Nickname: Cardinals  
Colors: Red & White  
Arena: Montagne Center  
Capacity: 10,080; Year Built: 1984  
AD: Billy Tubbs  
SID: Daucy Crizer

**LANDER**

Greenwood, SC 29649-2099 ...II

Coach: Bruce Evans, Furman 1991

**2005-06 RESULTS (9-21)**

62 Mars Hill	67
69 Tusculum	74
61 Erskine	57
61 Presbyterian	77
68 Newberry	87
61 UNC Pembroke	67
66 Francis Marion	69
69 Livingstone	67
73 Livingstone	66
51 Armstrong Atlantic	63
60 Augusta St.	66
48 GC&SU	69
71 S.C.-Aiken	64
61 Clayton St.	64
70 UNC Pembroke	67
61 Francis Marion	64
54 Clayton St.	72
77 Columbus St.	78
79 S.C. Upstate	75
67 Columbus St.	77
45 Armstrong Atlantic	55
74 Augusta St.	66
48 S.C. Upstate	70
58 GC&SU	63
66 S.C.-Aiken	67
73 S.C.-Aiken	57
81 Columbus St.	74
65 S.C. Upstate	76

Nickname: Bearcats  
Colors: Blue & Gold  
Arena: Finis Horne Arena  
Capacity: 2,500; Year Built: 1993  
AD: Jefferson J. May  
SID: Bob Stoner

**LANE**

Jackson, TN 38301-4598 .....

Coach: J.L. Perry, Lane 1971

**2005-06 RESULTS (16-12)**

65 West Ga.	91
65 Delta St.	97
70 Christian Bros.	67
61 Benedict	85
63 Paine	70
91 Clark Atlanta	76
66 Morehouse	67
86 Kentucky St.	71
74 Albany St. (Ga.)	59
82 Fort Valley St.	75
68 Benedict	85
50 Paine	47
72 Clark Atlanta	60
68 Morehouse	67
63 Albany St. (Ga.)	60
79 Fort Valley St.	61
73 Kentucky St.	72
70 Stillman	78
67 Tuskegee	72
73 Christian Bros.	69
79 Miles	82
70 Miles	61
83 LeMoyn-Owen	69
69 Tuskegee	85
94 LeMoyn-Owen	81
67 Stillman	114
71 Clark Atlanta	70
63 Albany St. (Ga.)	75

Nickname: Dragons  
Colors: Cardinal Red & Royal Blue  
Arena: J.F. Lane Center  
Capacity: 2,500; Year Built: 1974  
AD: Ronald Abernathy  
SID: Gregory Borman

**LASELL**

Newton, MA 02466 .....

Coach: Hank DeSantis, Southern N.H.  
1994

**2005-06 RESULTS (12-14)**

68 Roger Williams	60
67 Brandeis	64
57 Northeastern	105
68 WPI	76
71 Mount Ida	68
70 Salem St.	78
65 Trinity (Conn.)	79
74 Castleton St.	72
83 Johnson St.	77
71 Castleton St.	68
79 Johnson St.	67
94 Becker	56
73 Elms	83
71 Williams	73
60 Babson	72
87 Lesley	90
81 Mass.-Dartmouth	86
62 Husson	59
64 Maine Maritime	53
76 Amherst	99
72 Elms	82
84 Becker	59
64 Lesley	82
91 Thomas	92
82 Me.-Farmington	79
71 Lesley	75

Nickname: Lasers  
Colors: Columbia & Navy  
Arena: Lasell Gymnasium  
Capacity: 300; Year Built: 1997  
AD: Kristy Walter  
SID: Jessica King

**LAWRENCE**

Appleton, WI 54912-0599 .....

Coach: John Tharp, Beloit 1991

**2005-06 RESULTS (25-1)**

82 Wis.-Oshkosh	75
74 Milwaukee Engr.	53
75 Wis. Lutheran	66
82 Illinois Col.	57
71 Knox	60
78 Carthage	65
92 Goucher	39
64 Vanguard	59
83 Ripon	75
65 Beloit	61
125 Grinnell	110
78 Lake Forest	57
86 Carroll (Wis.)	81
79 St. Norbert	68
73 Ripon	70
70 Knox	46
85 Illinois Col.	52
87 Beloit	63
64 Carroll (Wis.)	63
67 St. Norbert	52
88 Knox	62
68 Carroll (Wis.)	62
63 St. Thomas (Minn.)	59
68 Ill. Wesleyan	71

Nickname: Vikings  
Colors: Blue & White  
Arena: Alexander Gym

Capacity: 1,000; Year Built: 1929  
AD: Robert Beeman  
SID: Joe Vanden Acker

**LE MOYNE**

Syracuse, NY 13214-1399 .....

Coach: Steve Evans, Union (N.Y.) 1994

**2005-06 RESULTS (12-16)**

84 New Haven	79
62 St. Anselm	66
55 Bentley	60
84 Merrimack	82
64 Stonehill	78
62 Mass.-Lowell	69
71 St. Rose	82
112 Cazenovia	56
107 Green Mountain	37
72 Baruch	65
70 St. Michael's	89
49 Franklin Pierce	58
64 Southern N.H.	65
50 Mass.-Lowell	65
53 Bentley	75
70 Merrimack	63
66 Stonehill	42
54 Franklin Pierce	56
59 Southern N.H.	85
70 Nyack	65
51 St. Anselm	64
68 St. Michael's	55
67 Bryant	72
69 Assumption	66
45 American Int'l	65
73 Pace	68
75 Southern Conn. St.	46
57 St. Rose	64

Nickname: Dolphins  
Colors: Green & Gold  
Arena: Ted Grant Court  
Capacity: 2,000; Year Built: 1954  
AD: Richard W. Rockwell  
SID: Mike Donlin

**LEBANON VALLEY**

Anncville, PA 17003-1400 .....

Coach: Brad McAlester, Southampton  
1975

**2005-06 RESULTS (12-13)**

55 Arcadia	49
57 Randolph-Macon	68
68 Dickinson	57
46 Ursinus	70
67 Widener	78
55 Frank & Marsh	69
51 Messiah	53
78 Delaware Valley	49
82 Goucher	69
75 Ferrum	62
64 Mass.-Dartmouth	86
59 York (Pa.)	105
82 Lincoln (Pa.)	80
86 Moravian	71
63 Elizabethtown	80
47 Albright	69
73 Susquehanna	67
89 Juniata	84
59 Messiah	75
62 Widener	67
65 Elizabethtown	62
61 Moravian	81
84 Juniata	76
50 Albright	66
63 Susquehanna	53

Nickname: Flying Dutchmen  
Colors: Blue, White  
Arena: LVC Gymnasium

Capacity: 1,650; Year Built: 2003  
AD: Kathleen Tierney  
SID: Braden Snyder

**LEES-MCRAE**

Banner Elk, NC 28604-0128 ....II

Coach: Randy Unger, Taylor 1976

**2005-06 RESULTS (7-22)**

67	Mount Olive	111
59	UNC Pembroke †	97
47	Col. of Charleston	97
87	Mars Hill ■	90
69	Anderson (S.C.)	65
59	Coker ■	70
90	Mars Hill	81
69	Southern Ind.	110
86	North Greenville ■	75
74	St. Andrews ■	86
73	Queens (N.C.)	84
93	Pfeiffer ■	100
65	Barton	90
70	Limestone ■	96
73	Mount Olive	101
82	Belmont Abbey ■	67
67	Erskine ■	66
66	Coker	72
92	Pfeiffer	99
80	Anderson (S.C.) ■	73
57	Barton ■	92
72	Limestone	85
89	St. Andrews	94
73	Erskine	79
88	Belmont Abbey	90
72	Queens (N.C.) ■	87
80	Mount Olive ■	90
86	St. Andrews	82
74	Mount Olive	101

Nickname: Bobcats  
Colors: Forest Green & Gold  
Arena: Williams Gym  
Capacity: 1,200; Year Built: 1975  
AD: Ried Estus  
SID: Jason Levesque

**LEHIGH**

Bethlehem, PA 18015-3089 .....I

Coach: Billy Taylor, Notre Dame 1995

**2005-06 RESULTS (19-12)**

59	Northwestern †	61
65	Coppin St. †	64
41	Butler †	66
54	Princeton ■	64
58	Stony Brook ■	54
47	Villanova	84
67	Eastern ■	48
53	Cornell	57
55	Sacred Heart	66
67	Harvard	56
71	Monmouth ■	57
37	Washington	54
66	Towson ■	69
65	Columbia	57
80	Muhlenberg ■	70
70	American	59
65	Navy ■	58
63	Army ■	60
53	Colgate	45
76	Lafayette	58
54	Bucknell ■	59
64	Holy Cross ■	63
65	American ■	58
74	Navy	49
69	Army	44
67	Colgate ■	58
82	Lafayette ■	64
70	Bucknell	81
54	Holy Cross	68
48	Colgate †	44

66 Holy Cross .....73

Nickname: Mountain Hawks  
Colors: Brown & White  
Arena: Stabler Arena

Capacity: 5,600; Year Built: 1979  
AD: Joseph D. Sterrett  
SID: Jeff Tourial

**LEHMAN**

Bronx, NY 10468-1589 .....III

Coach: Steve Schluman, Syracuse 1989

**2005-06 RESULTS (14-13)**

40	Western New Eng. †	60
70	Hartwick †	73
71	Mt. St. Vincent	91
54	Staten Island ■	58
70	John Jay	47
47	Yeshiva	52
66	Merchant Marine	58
62	Union (N.Y.)	69
96	St. Joseph's (Brkln) ■	61
79	St. Joseph's (L.I.) ■	74
70	CCNY ■	65
70	Baruch	73
44	TCNJ ■	58
92	Hunter	81
57	York (N.Y.)	74
66	Brooklyn ■	50
77	City Tech	80
76	Mitchell ■	63
91	Medgar Evers ■	80
94	Hunter ■	63
76	John Jay ■	46
54	Farmingdale	87
80	CCNY	63
90	Baruch ■	73
62	City Tech †	58
80	Baruch †	86
66	Richard Stockton	80

Nickname: Lightning  
Colors: Royal Blue, Vegas Gold & White  
Arena: Lehman College APEX  
Capacity: 1,200; Year Built: 1994  
AD: Martin L. Zwiren  
SID: Eric Harrison

**LEMOYNE-OWEN**

Memphis, TN 38126 .....II

Coach: Smokey Gaines, LeMoyn-Owen 1967

**2005-06 RESULTS (8-20)**

64	Christian Bros.	74
53	Ala.-Huntsville ■	70
77	North Ala. ■	90
76	Albany St. (Ga.) ■	84
63	Fort Valley St. ■	69
60	Christian Bros. ■	58
75	Paine	89
53	Benedict	61
77	Stillman ■	72
69	Tuskegee ■	66
74	Clark Atlanta ■	62
68	Morehouse ■	70
52	Miles	37
67	Stillman	71
61	Tuskegee	55
66	Paine ■	82
61	Benedict ■	64
51	Albany St. (Ga.)	66
59	Fort Valley St.	67
82	Rust	80
58	Kentucky St.	61
61	Kentucky St. ■	64
69	Lane †	83
56	Clark Atlanta	48
72	Morehouse	96
81	Lane	94
59	Miles ■	61

63 Kentucky St. † .....72

Nickname: Magicians  
Colors: Purple & Old Gold  
Arena: Bruce Hall

Capacity: 1,000; Year Built: 1954  
AD: David "Smokey" Gaines  
SID: Tamikia White

**LENOIR-RHYNE**

Hickory, NC 28603 .....II

Coach: John Lentz, Lenoir-Rhyne 1974

**2005-06 RESULTS (18-10)**

64	Winston-Salem ■	61
69	S.C. Upstate ■	78
59	Livingstone	68
81	UNC Asheville	78
71	N.C. Central †	63
74	Shaw †	80
69	Winston-Salem	74
55	Armstrong Atlantic	66
55	Montevallo †	73
59	Shaw ■	51
79	Virginia St. ■	77
83	Livingstone ■	62
66	Catawba	76
79	Carson-Newman ■	67
75	Mars Hill	72
77	Wingate ■	73
69	Presbyterian ■	55
86	Newberry	76
67	Tusculum	59
98	Catawba ■	96
74	Carson-Newman	60
83	Mars Hill ■	72
74	Wingate	85
62	Presbyterian	80
94	Newberry ■	84
59	Tusculum ■	45
84	Mars Hill ■	75
61	Wingate †	77

Nickname: Bears  
Colors: Red & Black  
Arena: Shuford Memorial Gym  
Capacity: 3,200; Year Built: 1957  
AD: Neill McGeachy  
SID: John Karrs

**LESLEY**

Cambridge, MA 02138-2790...III

Coach: David First, Union (N.Y.)

**2005-06 RESULTS (13-13)**

83	Eastern Nazarene	64
90	Colby	93
94	Framingham St. †	88
55	Mass.-Boston	91
62	Newbury	65
79	Yeshiva ■	75
65	Elms ■	78
92	Becker ■	97
79	Palm Beach Atl.	85
110	St. Joseph (Vt.) ■	66
75	Castleton St.	76
82	Johnson St.	61
107	Becker	67
90	Lasell ■	87
81	Mount Ida ■	78
72	Elms	85
81	Me.-Farmington ■	80
66	Thomas ■	78
67	MIT	73
88	Johnson St. ■	63
84	Castleton St. ■	73
82	Lasell	64
61	Husson	85
59	Maine Maritime	73
75	Lasell	71
65	Elms †	78

Nickname: Lynx  
Colors: Forest Green & Gold  
AD: Stanley C. Vieira  
SID: Josh Streit

**LETOURNEAU**

Longview, TX 75607-7001 .....III

Coach: Robert Davis, Midland Lutheran 1970

**2005-06 RESULTS (8-17)**

74	Rhema	68
63	Texas Lutheran ■	57
67	Schreiner ■	63
70	McMurry	101
40	Hardin-Simmons	54
88	Howard Payne ■	99
70	Sul Ross St. ■	87
37	Sam Houston St.	83
90	Concordia-Austin	89
43	Mary Hardin-Baylor	78
72	East Tex. Baptist ■	80
73	Mississippi Col. ■	102
67	Louisiana Col. ■	64
70	Austin	68
74	Ozarks (Ark.)	88
73	East Tex. Baptist	81
68	Texas-Dallas ■	75
71	Texas-Tyler ■	58
60	Texas-Dallas	73
58	Texas-Tyler	74
51	Mississippi Col.	71
49	Louisiana Col.	64
68	Rhema ■	71
40	Austin ■	66
76	Ozarks (Ark.) ■	64

Nickname: YellowJackets  
Colors: Blue & Gold  
Arena: Solheim Arena  
Capacity: 1,200; Year Built: 1996  
AD: Duane Trogdon  
SID: Shane Meling

**LEWIS**

Romeoville, IL 60446 .....II

Coach: Kyle Green, Hamline 1992

**2005-06 RESULTS (13-14)**

76	Trinity Christian ■	64
83	Lake Superior St. ■	73
58	Michigan Tech ■	56
56	Grand Valley St. ■	59
63	St. Joseph's (Ind.) ■	94
80	Indianapolis	70
62	Ky. Wesleyan	56
49	Southern Ind.	60
101	Northwood	75
83	Ill.-Springfield ■	70
40	Marquette	88
91	Mo.-St. Louis ■	88
104	Mo.-Rolla ■	81
105	Lincoln Chrst. ■	64
56	Wis.-Parkside ■	58
54	Northern Ky.	59
65	Bellarmino	67
58	SIU Edwardsville ■	67
62	Quincy ■	72
72	Rockhurst	84
61	Drury	81
71	Wis.-Parkside	66
64	Ky. Wesleyan ■	62
60	Indianapolis	63
66	St. Joseph's (Ind.)	80
75	Bellarmino ■	73
66	Northern Ky. ■	72

Nickname: Flyers  
Colors: Red & White  
Arena: Neil Carey Arena



Capacity: 855; Year Built: 1961  
AD: Dan Schumacher  
SID: Mickey Smith

**LEWIS & CLARK**

Portland, OR 97219-7899.....III

Coach: Bob Gaillard, San Francisco  
1962

**2005-06 RESULTS (11-13)**

80	Colorado St.-Pueblo	94
85	Colorado Col. †	65
65	Utah St.	102
64	Willamette ■	89
81	Puget Sound ■	102
87	Cascade ■	69
61	Evergreen St.	60
59	Portland St.	85
52	Cal Lutheran †	73
93	UC Santa Cruz †	52
95	Whitman	103
61	Whitworth	89
76	George Fox ■	69
65	Pacific (Ore.) ■	60
70	Linfield	57
94	Pacific Lutheran ■	92
74	Willamette	83
64	Puget Sound	94
75	Whitman ■	65
70	Whitworth ■	78
62	George Fox	71
65	Pacific (Ore.)	96
78	Linfield ■	64
82	Pacific Lutheran	75

Nickname: Pioneers  
Colors: Orange & Black  
Arena: Pamplin Sports Center  
Capacity: 2,300; Year Built: 1969  
AD: Clark Yeager  
SID: Melissa Dudek

**LIBERTY**

Lynchburg, VA 24502-2269.....I

Coach: Randy Dunton, Baptist Bible (Mo.)  
1984

**2005-06 RESULTS (7-23)**

44	Virginia	79
88	Cincinnati Christian ■	54
51	Kentucky	81
75	Longwood	88
84	Lynchburg ■	50
53	Buffalo ■	66
62	Lipscomb	78
67	Mississippi St. †	78
59	Mt. St. Mary's †	63
74	P.R.-Mayaguez †	60
72	McNeese St.	85
83	High Point ■	80
50	Radford ■	60
69	Marist ■	83
68	VMI	84
47	Winthrop	67
51	Birmingham-So. ■	61
65	UNC Asheville	77
60	Coastal Caro.	72
71	Charleston So.	73
71	VMI ■	67
81	UNC Asheville ■	83
45	Charleston So. ■	61
75	Longwood ■	66
56	Birmingham-So.	68
54	Radford	69
78	Winthrop ■	71
61	Coastal Caro. ■	78
49	High Point	78
52	Winthrop	93

Nickname: Flames  
Colors: Red, White & Blue  
Arena: Vines Center

Capacity: 9,000; Year Built: 1990  
AD: Jeff Barber  
SID: Todd Wetmore

**LIMESTONE**

Gaffney, SC 29340-3799.....II

Coach: Larry Epperly, Emory & Henry  
1975

**2005-06 RESULTS (15-14)**

55	S.C. Upstate ■	64
72	Wingate	60
64	S.C. Upstate	75
61	Coker	55
59	Mount Olive ■	65
68	Newberry	74
63	North Greenville ■	57
73	Wingate ■	86
54	East Caro.	87
49	Erskine	51
75	Queens (N.C.) ■	58
64	St. Andrews	76
77	Belmont Abbey ■	52
88	Pfeiffer	97
96	Lees-McRae	70
58	Barton	72
68	Anderson (S.C.) ■	62
82	Mount Olive	97
57	Erskine ■	54
86	Pfeiffer ■	85
76	Queens (N.C.)	78
85	Lees-McRae ■	72
74	Coker ■	51
67	Belmont Abbey	87
75	Anderson (S.C.)	70
80	Barton ■	61
62	St. Andrews ■	51
68	Queens (N.C.) ■	65
63	Barton †	82

Nickname: Saints  
Colors: Blue, White & Gold  
Arena: Timken Center  
Capacity: 1,500; Year Built: 1976  
AD: Larry Epperly  
SID: Leah Melichar

**LINCOLN (MO.)**

Jefferson City, MO 65102.....II

Coach: Charles Terry, Arkansas 1976

**2005-06 RESULTS (8-19)**

82	Mo.-Rolla	83
88	Harris-Stowe ■	80
76	Arkansas Tech †	85
65	Brescia †	76
71	Truman	89
57	Central Mo. St.	74
49	Northwest Mo. St. ■	73
53	Truman ■	62
76	Harris-Stowe	71
49	Virginia Union †	74
74	Wilberforce †	70
85	Morehouse †	91
94	York (Neb.) ■	63
88	Western N.M. ■	93
71	Western N.M. ■	58
62	St. Mary's (Tex.)	84
77	Incarinate Word	73
71	Okl. Panhandle ■	61
66	Mont. St.-Billings ■	93
70	St. Edward's ■	82
82	Mont. St.-Billings	128
85	Mont. St.-Billings	99
74	St. Edward's	77
64	St. Mary's (Tex.) ■	76
58	Incarinate Word ■	48
72	Western N.M.	86
71	Okl. Panhandle	88

Nickname: Blue Tigers  
Colors: Navy Blue & White

Arena: Jason Gym  
Capacity: 2,500; Year Built: 1958  
AD: Tim Abney  
SID: Jeremy Copeland

**LINCOLN (PA.)**

Lincoln Univ., PA 19352.....III

Coach: Garfield Yuille, Lincoln (Pa.)  
1991

**2005-06 RESULTS (25-5)**

72	King's (Pa.) †	69
68	Richard Stockton †	63
87	Salem Int'l ■	74
96	Albright	97
81	Cheyney †	72
85	Randolph-Macon ■	62
102	Chowan †	92
113	N.C. Wesleyan	76
99	Wilkes	107
89	Baptist Bible (Pa.)	84
80	Randolph-Macon	101
93	Lake Erie †	88
85	Greensboro †	81
114	Chris. Newport †	112
101	Juniata †	77
100	Frank. & Marsh.	76
85	Messiah †	83
80	Lebanon Valley †	82
126	Newport News ■	89
93	John Jay ■	59
100	Montclair St. †	84
118	Manhattanville	101
126	Delaware Valley	85
91	Richard Stockton ■	69
115	Penn St.-Abington ■	83
116	Mitchell ■	82
99	St. Joseph's (Me.) ■	79
102	Chris. Newport ■	96
100	Messiah ■	80
71	Va. Wesleyan	72

Nickname: Lions  
Colors: Orange & Blue  
Arena: Manuel Rivero Hall  
Capacity: 3,000; Year Built: 1973  
AD: Cyrus D. Jones  
SID: Rob Knox

**LINCOLN MEMORIAL**

Harrogate, TN 37752-1901.....II

Coach: Hugh Watson, Lee 1968

**2005-06 RESULTS (7-20)**

70	Mars Hill	82
89	Wingate	112
62	Carson-Newman ■	82
58	Benedict	57
61	Cumberland (Ky.)	89
59	Tusculum ■	61
63	Carson-Newman	87
77	Tusculum	87
60	Mars Hill ■	66
83	Slippery Rock †	80
75	Ashland	86
75	North Greenville ■	76
89	Valdosta St. ■	82
79	West Fla. ■	59
88	West Ala.	79
67	Montevallo	88
84	North Ala. ■	94
62	Ala.-Huntsville ■	77
79	West Ga.	99
79	North Greenville	71
73	West Ala. ■	62
76	Montevallo ■	85
70	West Fla.	88
67	Valdosta St.	82
107	North Ala.	108
73	Ala.-Huntsville	86
66	West Ga. ■	74

Nickname: Railsplitters  
Colors: Blue & Gray  
Arena: B. Frank Turner Arena  
Capacity: 5,009; Year Built: 1990  
AD: Jay Nidiffer  
SID: Michael Peace

**LINFIELD**

Mc Minnville, OR 97128-6894.III

Coach: Larry Doty, Linfield 1978

**2005-06 RESULTS (6-19)**

66	Evergreen St. ■	62
89	Cascade ■	95
79	Corban	100
58	Whitman ■	69
68	Whitworth	100
41	Evergreen St.	55
59	Southern Ore.	80
72	Warner Pacific	86
52	Biola †	90
69	Elmira †	63
76	Pacific Lutheran †	73
76	Pacific (Ore.) ■	60
87	Pacific Lutheran	96
81	George Fox ■	71
62	Willamette	78
57	Lewis & Clark ■	70
75	Puget Sound ■	79
67	Whitman	77
54	Whitworth	90
53	Pacific (Ore.)	59
82	Pacific Lutheran ■	74
67	George Fox	85
62	Willamette ■	87
64	Lewis & Clark	78
67	Puget Sound	105

Nickname: Wildcats  
Colors: Purple & Red  
Arena: Ted Wilson Gymnasium  
Capacity: 1,924; Year Built: 1989  
AD: Scott Carnahan  
SID: Kelly Bird

**LIPSCOMB**

Nashville, TN 37204-3951.....I

Coach: Scott Sanderson, South Carolina  
1984

**2005-06 RESULTS (21-11)**

72	Northern Colo. †	60
49	Kentucky	67
54	Auburn	69
66	Kennesaw St.	67
63	East Tenn. St.	54
75	Jackson St. ■	62
78	Liberty ■	62
64	Jackson St.	73
73	Nicholls St. †	71
58	Tennessee	69
70	Gardner-Webb ■	58
91	Campbell ■	95
75	Jacksonville	67
75	North Fla.	67
83	Mercer ■	66
57	Stetson ■	52
97	Belmont ■	85
66	Fla. Atlantic	50
88	Fla. Atlantic ■	71
65	Belmont	81
83	Mercer	66
67	Stetson	85
75	North Fla. ■	65
101	Jacksonville ■	78
82	Campbell	70
66	Gardner-Webb	71
76	East Tenn. St. ■	56
77	Kennesaw St. ■	48
78	Mercer †	62
70	Gardner-Webb †	51

69 Belmont †.....	74
66 UTEP.....	85

Nickname: Bisons  
 Colors: Purple & Gold  
 Arena: Allen Arena  
 Capacity: 5,000; Year Built: 2001  
 AD: Steve Potts  
 SID: Mark McGee

**LIVINGSTONE**

Salisbury, NC 28144.....II

Coach: James Stinson, Barber-Scotia  
 1987

**2005-06 RESULTS (7-21)**

91 Allen †.....	88
92 Morris †.....	66
68 Lenoir-Rhyne ■.....	59
65 Charleston (W.V.).....	81
62 West Virginia St. †.....	97
68 St. Andrews †.....	69
78 Bluefield St. †.....	70
67 Lander.....	69
62 Lenoir-Rhyne.....	83
66 Lander ■.....	73
60 Virginia St. ■.....	68
55 Bowie St.....	78
47 Winston-Salem ■.....	69
61 N.C. Central ■.....	64
50 Johnson C. Smith.....	62
52 Fayetteville St. ■.....	61
59 St. Augustine's.....	87
51 Shaw.....	48
72 St. Paul's.....	61
48 Virginia Union.....	81
69 Johnson C. Smith ■.....	83
64 Elizabeth City St. ■.....	69
55 N.C. Central.....	77
49 Winston-Salem.....	60
78 Morris.....	77
62 St. Augustine's ■.....	72
68 Fayetteville St.....	74
51 Elizabeth City St. †.....	54

Nickname: Blue Bears  
 Colors: Columbia Blue & Black  
 Arena: William Trent Gymnasium  
 Capacity: 1,500; Year Built: 1970  
 AD: Clifton Huff  
 SID: Adrian Ferguson

**LOCK HAVEN**

Lock Haven, PA 17745.....II

Coach: John Wilson, Washburn 1980

**2005-06 RESULTS (4-23)**

54 St. Francis (Pa.).....	74
73 Charleston (W.V.) ■.....	78
64 Robert Morris.....	100
72 Cheyney.....	79
62 Millersville.....	74
89 Glenville St.....	74
100 West Liberty St. †.....	116
69 West Chester.....	73
71 Kutztown ■.....	72
57 Grand Valley St.....	104
78 Fairmont St. ■.....	75
66 East Stroudsburg.....	79
88 Mansfield.....	103
70 Indiana (Pa.).....	109
80 Bloomsburg ■.....	93
85 Clarion ■.....	91
88 Slippery Rock ■.....	82
60 Shippensburg.....	83
82 Edinboro ■.....	91
69 California (Pa.).....	86
70 Indiana (Pa.) ■.....	97
74 Clarion.....	76
83 Slippery Rock.....	93
54 Shippensburg ■.....	79
71 Edinboro.....	81

55 Pitt-Johnstown.....	87
82 California (Pa.) ■.....	71

Nickname: Bald Eagles  
 Colors: Crimson & White  
 Arena: Thomas Field House  
 Capacity: 2,500; Year Built: 1928  
 AD: Sharon E. Taylor  
 SID: Kevin Carver

**LONG BEACH ST.**

Long Beach, CA 90840-0118 ....I

Coach: Larry Reynolds, UC Riverside  
 1976

**2005-06 RESULTS (18-12)**

73 UNLV.....	108
69 California.....	88
108 San Fran. St. ■.....	51
93 Loyola Marymount ■.....	85
95 Portland.....	99
94 Sacramento St.....	106
56 San Jose St. ■.....	69
86 Pepperdine.....	92
81 UMBC ■.....	70
79 Cornell ■.....	65
77 UC Davis ■.....	48
74 UC Santa Barb.....	77
79 Cal Poly.....	66
72 Pacific ■.....	78
84 Cal St. Northridge ■.....	73
97 Cal St. Fullerton.....	96
82 UC Riverside.....	70
67 UC Irvine ■.....	73
101 Cal St. Northridge.....	80
78 Pacific.....	87
69 Cal Poly ■.....	66
78 UC Santa Barb. ■.....	81
88 Cal St. Fullerton ■.....	79
108 Manhattan.....	94
96 UC Davis.....	92
82 UC Riverside ■.....	76
93 UC Irvine.....	73
94 Cal St. Fullerton †.....	91
75 UC Irvine †.....	73
70 Pacific †.....	78

Nickname: Forty Niners  
 Colors: Black & Gold  
 Arena: The Walter Pyramid  
 Capacity: 5,000; Year Built: 1994  
 AD: Vic Cegles  
 SID: Steve Janisch

**LONG ISLAND**

Brooklyn, NY 11201 .....I

Coach: Jim Ferry, Keene St. 1990

**2005-06 RESULTS (12-16)**

63 Columbia ■.....	80
64 Penn St.....	80
62 SMU.....	74
59 New Hampshire.....	56
85 Hartford ■.....	80
79 Harvard.....	91
80 CCNY ■.....	39
59 Rider †.....	63
69 Longwood †.....	86
57 Mt. St. Mary's ■.....	73
74 Central Conn. St. ■.....	83
73 St. Francis (Pa.).....	70
66 Robert Morris.....	70
67 St. Francis (N.Y.).....	70
69 Quinnipiac.....	82
63 Sacred Heart ■.....	60
75 Wagner.....	65
65 Fairleigh Dickinson.....	78
80 Sacred Heart.....	65
74 Fairleigh Dickinson ■.....	96
78 Monmouth ■.....	72
61 Mt. St. Mary's.....	62
74 Robert Morris ■.....	69

72 St. Francis (Pa.) ■.....	60
58 Central Conn. St.....	81
75 Wagner.....	60
67 St. Francis (N.Y.) ■.....	64
63 Monmouth.....	74

Nickname: Blackbirds  
 Colors: Black, Silver & Royal Blue  
 Arena: Schwartz Athletic Center  
 Capacity: 1,000; Year Built: 1963  
 AD: John Suarez  
 SID: Stacey Brann

**LONGWOOD**

Farmville, VA 23909-1899 .....II

Coach: Mike Gillian, Mass. Liberal Arts  
 1986

**2005-06 RESULTS (10-20)**

65 Nebraska.....	80
73 Louisiana Tech †.....	83
67 Yale †.....	70
93 Virginia-Wise ■.....	49
75 William & Mary ■.....	88
88 Liberty ■.....	75
69 UMKC.....	79
60 Kansas St.....	89
77 Villanova †.....	90
72 High Point ■.....	88
79 Valparaiso ■.....	82
80 Va. Commonwealth.....	91
53 Col. of Charleston.....	77
86 Long Island †.....	69
60 Richmond.....	74
90 IPFW.....	92
73 Valparaiso.....	105
65 Navy.....	71
69 Savannah St.....	70
93 Hartford ■.....	90
60 IPFW ■.....	59
83 N.C. A&T ■.....	77
64 Tex. A&M-Corp. Chris.....	92
87 Shenandoah ■.....	68
66 Liberty.....	75
56 Virginia.....	91
77 James Madison ■.....	73
69 Hampton.....	66
82 Savannah St. ■.....	71
63 Utah Valley St. ■.....	73

Nickname: Lancers  
 Colors: Blue & White  
 Arena: Willett Hall  
 Capacity: 2,522; Year Built: 1980  
 AD: Rick Mazzuto  
 SID: Greg Prouty

**LORAS**

Dubuque, IA 52004-0178 .....III

Coach: Chad Walthall, Concordia-  
 M'head 1991

**2005-06 RESULTS (17-9)**

73 Wis.-Whitewater †.....	71
57 North Central (Ill.) †.....	70
74 Clarke †.....	63
42 Wis.-Platteville †.....	66
83 Simpson.....	89
69 Aurora ■.....	60
81 Ashford.....	69
77 North Park ■.....	58
60 Robert Morris-S'fiel ■.....	53
75 Mt. Mercy.....	74
64 Wartburg ■.....	63
59 Buena Vista ■.....	51
70 Dubuque.....	61
66 Luther ■.....	58
91 Central (Iowa).....	87
64 Cornell College ■.....	58
71 Coe.....	78
82 Central (Iowa) ■.....	75
91 Dubuque ■.....	95

58 Buena Vista.....	60
67 Wartburg.....	77
76 Coe ■.....	68
65 Simpson ■.....	55
86 Cornell College.....	80
80 Luther.....	84
68 Simpson ■.....	78

Nickname: Duhawks  
 Colors: Purple & Gold  
 Arena: Loras Fieldhouse  
 Capacity: 1,200; Year Built: 1923  
 AD: Chad Walthall  
 SID: Tim Calderwood

**LOUISIANA COL.**

Pineville, LA 71360-0001 .....III

Coach: Gene Rushing, Louisiana Col.  
 1970

**2005-06 RESULTS (8-17)**

59 La.-Monroe.....	92
46 McNeese St.....	98
71 Howard Payne ■.....	72
86 Sul Ross St. ■.....	79
55 Mary Hardin-Baylor.....	69
94 Concordia-Austin.....	97
68 Lamar.....	97
96 Hardin-Simmons ■.....	82
112 McMurry ■.....	107
60 Schreiner.....	68
59 Texas Lutheran.....	53
71 East Tex. Baptist.....	73
64 LeTourneau.....	67
66 Texas-Tyler ■.....	69
65 Texas-Dallas ■.....	75
60 Mississippi Col. ■.....	88
62 Ozarks (Ark.) ■.....	71
64 Austin ■.....	53
61 Ozarks (Ark.).....	73
72 Austin.....	69
71 East Tex. Baptist ■.....	89
64 LeTourneau ■.....	49
65 Mississippi Col.....	86
79 Texas-Tyler.....	77
84 Texas-Dallas.....	91

Nickname: Wildcats  
 Colors: Orange & Blue  
 Arena: H.O. West  
 Capacity: 4,000; Year Built: 1968  
 AD: Tim Whitman  
 SID: Alex Goodling

**LSU**

Baton Rouge, LA 70893.....I

Coach: John Brady, Belhaven 1976

**2005-06 RESULTS (27-9)**

84 Southern U. ■.....	56
104 Nicholls St. ■.....	57
71 West Virginia.....	68
83 Houston ■.....	84
90 McNeese St. ■.....	70
94 New Orleans ■.....	53
81 La.-Lafayette ■.....	62
50 UNI ■.....	54
75 Ark.-Monticello †.....	48
72 Cincinnati †.....	75
76 Ohio St.....	78
75 Tulane ■.....	58
66 Connecticut.....	67
63 Arkansas.....	58
88 Tennessee.....	74
71 Mississippi St.....	57
68 Alabama ■.....	57
81 Georgia ■.....	52
79 Mississippi.....	73
84 Auburn ■.....	69
62 Alabama.....	67
78 Arkansas ■.....	77
62 Florida.....	71

72 Mississippi St. ■	59
65 Auburn	61
77 Vanderbilt	66
71 Kentucky ■	67
64 South Carolina	61
55 Mississippi ■	52
92 Vanderbilt †	73
65 Florida †	81
80 Iona †	64
58 Texas A&M †	57
62 Duke †	54
70 Texas †	60
45 UCLA †	59

Nickname: Fighting Tigers  
 Colors: Purple & Gold  
 Arena: Maravich Assembly Center  
 Capacity: 14,164; Year Built: 1972  
 AD: Skip Bertman  
 SID: Michael Bonnette

**LOUISIANA TECH**

Ruston, LA 71272.....I

Coach: Keith Richard, La.-Monroe 1982

**2005-06 RESULTS (20-13)**

68 Yale †	69
83 Longwood †	73
56 Nebraska	59
76 New Orleans †	64
63 Alabama	73
61 Southern U. ■	52
68 Texas Tech	53
47 Southern U.	63
85 La.-Lafayette ■	78
80 McNeese St. ■	67
58 Memphis	76
92 Tougaloo ■	58
52 Wisconsin	78
75 Boise St.	72
66 Idaho	61
65 Hawaii ■	62
73 Fresno St. ■	54
55 Utah St.	64
66 New Mexico St. ■	61
75 San Jose St.	55
68 Fresno St.	66
53 Nevada ■	65
62 Utah St. ■	63
81 Boise St. ■	71
49 Nevada	50
74 San Jose St. ■	63
54 Southern Ill.	51
60 New Mexico St.	64
74 Idaho ■	49
51 Hawaii	48
75 Boise St. †	64
64 Utah St. †	68
53 Clemson	69

Nickname: Bulldogs  
 Colors: Red & Blue  
 Arena: Thomas Assembly Center  
 Capacity: 8,000; Year Built: 1982  
 AD: Jim M. Oakes  
 SID: Josh Milton

**LA.-LAFAYETTE**

Lafayette, LA 70506.....I

Coach: Robert Lee, Nicholls St. 1991

**2005-06 RESULTS (13-16)**

47 Southern Ill.	65
76 Tennessee	83
61 Georgia St.	76
62 Charlotte ■	67
65 UTEP	59
78 Louisiana Tech	85
95 Oral Roberts ■	74
62 LSU	81

89 McNeese St. ■	77
58 Nevada	65
76 Georgia St. ■	70
79 North Texas	86
63 Denver	75
51 South Ala. ■	61
50 Troy ■	73
50 Florida Int'l	55
60 New Orleans ■	53
81 Western Ky.	94
59 Middle Tenn.	73
77 North Texas ■	58
49 Denver ■	38
59 South Ala.	53
73 Troy	75
76 New Orleans	69
66 Stephen F. Austin ■	63
71 Arkansas St. ■	65
69 Ark.-Little Rock	59
62 Troy †	59
72 Western Ky. †	80

Nickname: Ragin' Cajuns  
 Colors: Vermilion & White  
 Arena: Cajundome  
 Capacity: 11,550; Year Built: 1985  
 AD: David Walker  
 SID: Matt Hebert

**LA.-MONROE**

Monroe, LA 71209-3000.....I

Coach: Orlando Early, Gardner-Webb 1990

**2005-06 RESULTS (10-18)**

69 West Virginia	88
58 Fairleigh Dickinson †	74
92 Louisiana Col. ■	59
71 SMU ■	64
77 Belhaven ■	55
55 Texas	90
43 Mississippi	59
62 Florida St.	85
82 William Carey ■	65
71 South Ala. ■	81
64 South Ala.	83
44 Missouri	73
68 Northwestern St. ■	81
78 Nicholls St. ■	59
56 UTSA	69
53 Lamar	79
74 McNeese St.	67
80 Texas St. ■	75
77 UTSA ■	68
51 Sam Houston St.	74
80 Texas-Arlington ■	66
59 Stephen F. Austin ■	63
65 Northwestern St.	81
40 Southeastern La.	42
74 Nicholls St.	59
38 McNeese St. ■	62
83 Lamar ■	89
57 Stephen F. Austin	73

Nickname: Warhawks  
 Colors: Maroon & Gold  
 Arena: Fant-Ewing Coliseum  
 Capacity: 8,000; Year Built: 1971  
 AD: Bobby Staub  
 SID: Tim Lutz

**LOUISVILLE**

Louisville, KY 40292.....I

Coach: Rick Pitino, Massachusetts 1974

**2005-06 RESULTS (21-13)**

78 Tenn.-Martin ■	61
90 Prairie View ■	65
67 Arkansas St. ■	55
53 Richmond ■	45

111 Akron ■	85
78 Chicago St. ■	54
61 Kentucky	73
76 Middle Tenn. ■	68
78 Col. of Charleston ■	63
56 Detroit ■	48
89 Fairleigh Dickinson ■	66
58 Miami (Fla.) †	43
67 Villanova ■	76
72 Providence	67
81 UC Davis ■	58
57 Pittsburgh ■	61
56 St. John's (N.Y.)	68
58 Connecticut ■	71
67 Cincinnati ■	50
56 Rutgers	65
73 Villanova	79
89 Notre Dame ■	86
68 Cincinnati	74
57 South Fla. ■	54
66 Syracuse	79
65 DePaul ■	53
64 West Virginia	68
67 Marquette ■	60
80 Connecticut	84
56 Pittsburgh †	61
71 Delaware St. ■	54
74 Clemson ■	68
74 Missouri St. ■	56
63 South Carolina †	78

Nickname: Cardinals  
 Colors: Red, Black & White  
 Arena: Freedom Hall  
 Capacity: 18,865; Year Built: 1956  
 AD: Thomas M. Jurich  
 SID: Kenny Klein

**LOYOLA (ILL.)**

Chicago, IL 60611.....I

Coach: Jim Whitesell, Luther 1982

**2005-06 RESULTS (19-11)**

69 IPFW	61
99 Evansville ■	86
70 Luther ■	55
86 Bradley ■	72
56 UNI	72
73 Western Ill. ■	63
80 Purdue ■	65
87 Lake Forest ■	72
57 San Diego	90
74 UC Irvine	72
77 Cleveland St.	60
76 Youngstown St. ■	84
67 Detroit	73
63 Wright St.	77
75 Wis.-Milwaukee	78
75 Ill.-Chicago ■	61
74 Butler ■	64
66 Wis.-Green Bay ■	72
68 Detroit ■	63
57 Wis.-Milwaukee ■	68
81 Cleveland St. ■	75
59 Wis.-Green Bay	69
71 Ill.-Chicago	68
50 Butler	62
73 Fairfield ■	70
76 Wright St. ■	63
87 Youngstown St.	84
76 Youngstown St. ■	61
64 Detroit †	55
66 Wis.-Milwaukee	80

Nickname: Ramblers  
 Colors: Maroon & Gold  
 Arena: Joseph J. Gentile Center  
 Capacity: 5,200; Year Built: 1996  
 AD: John Planek  
 SID: Bill Behrens

**LOYOLA (MD.)**

Baltimore, MD 21210.....I

Coach: Jimmy Patsos, Catholic 1989

**2005-06 RESULTS (15-13)**

80 Towson	67
71 UMBC ■	64
68 American ■	60
76 Mt. St. Mary's	71
90 Fairfield	85
73 Manhattan ■	85
59 Virginia	98
87 VMI	79
99 Delaware	86
81 Providence	94
82 Niagara ■	70
78 Marist ■	75
95 Canisius	80
72 Niagara	75
68 Iona	86
78 Rider ■	76
72 Fairfield ■	80
74 St. Peter's	76
78 Marist	86
83 Siena ■	89
68 Manhattan	86
85 Iona	101
89 St. Peter's ■	69
69 Siena	85
77 High Point ■	71
69 Rider	66
59 Canisius ■	54
72 Canisius †	74

Nickname: Greyhounds  
 Colors: Green & Grey  
 Arena: Reitz Arena  
 Capacity: 3,000; Year Built: 1984  
 AD: Joseph Boylan  
 SID: Thomas Milajcecki

**LOYOLA MARYMOUNT**

Los Angeles, CA 90045-8235.....I

Coach: Rodney Tention, San Francisco 1988

**2005-06 RESULTS (12-18)**

83 Brigham Young	71
75 Montana ■	81
65 Washington	112
80 South Ala. ■	81
85 Long Beach St.	93
77 UC Santa Barb. ■	60
61 Montana	79
69 Southern California ■	71
76 Northern Colo. ■	63
63 Hawaii	66
61 Western Mich. †	62
50 South Fla. †	54
60 UNLV	79
68 San Diego St.	84
86 San Diego ■	84
84 San Francisco ■	75
84 Portland	68
80 Gonzaga	92
72 Santa Clara ■	62
78 St. Mary's (Cal.) ■	70
62 Pepperdine	70
74 San Francisco	63
94 San Diego	76
89 Pepperdine ■	78
70 Gonzaga ■	79
59 Portland	71
70 Santa Clara	81
70 St. Mary's (Cal.)	82
66 St. Mary's (Cal.) †	63
67 Gonzaga	68

Nickname: Lions  
 Colors: Crimson & Navy Blue  
 Arena: Albert Gersten Pavilion  
 Capacity: 4,156; Year Built: 1982

AD: William S. Husak  
SID: John Shaffer

**LUTHER**

Decorah, IA 52101-1045 .....III

Coach: Jeff Olinger, Luther 1985

**2005-06 RESULTS (13-13)**

Table with 2 columns: Rank and Team Name. Includes teams like Gust. Adolphus, St. Olaf, Loyola (Ill.), Wartburg, Waldorf, Hamline, Northwestern (Minn.), Bethany Lutheran, Cal Lutheran, Whitworth, Simpson, Dubuque, Buena Vista, Loras, Coe, Central (Iowa), Cornell College, East. Mennonite, Roanoke, Wash. & Lee, Va. Wesleyan, Emory & Henry, Hampden-Sydney.

Nickname: Norse  
Colors: Blue & White  
Arena: Luther Field House  
Capacity: 3,500; Year Built: 1964  
AD: Joe Thompson  
SID: Dave Blanchard

**LYCOMING**

Williamsport, PA 17701-5192 ...III

Coach: Don Friday, Lebanon Valley 1990

**2005-06 RESULTS (15-11)**

Table with 2 columns: Rank and Team Name. Includes teams like Hunter, Widener, Elizabethtown, Arcadia, Scranton, FDU-Florham, Carnegie Mellon, Susquehanna, Elmira, Pa. Col. of Bible, Thiel, Baldwin-Wallace, Shenandoah, King's (Pa.), Drew, Wilkes, Delaware Valley, DeSales, FDU-Florham, Wilkes, Drew, King's (Pa.), DeSales, Scranton, Delaware Valley, Scranton.

Nickname: Warriors  
Colors: Blue & Gold  
Arena: Lamade Gymnasium  
Capacity: 2,300; Year Built: 1979  
AD: Frank L. Girardi  
SID: James Nekoloff

**LYNCHBURG**

Lynchburg, VA 24501-3199 .....III

Coach: John Swickrath, Denison 2001

**2005-06 RESULTS (3-22)**

Table with 2 columns: Rank and Team Name. Includes teams like Oneonta St., Staten Island, Averett, Huntingdon, LaGrange, Randolph-Macon, Liberty, Guilford, Hampden-Sydney, Emory & Henry, Averett, Va. Wesleyan, East. Mennonite, Bridgewater (Va.), Wash. & Lee, Roanoke, Guilford, Randolph-Macon, Bridgewater (Va.), East. Mennonite, Roanoke, Wash. & Lee, Va. Wesleyan, Emory & Henry, Hampden-Sydney.

Nickname: Hornets  
Colors: Grey & Crimson  
Arena: Turner Gym  
Capacity: 2,400; Year Built: 1970  
AD: Jack M. Toms  
SID: Mike Carpenter

**LYNN**

Boca Raton, FL 33431 .....II

Coach: Scott McMillin, Buffalo 1998

**2005-06 RESULTS (20-9)**

Table with 2 columns: Rank and Team Name. Includes teams like Palm Beach Atl., P.R.-Cayey, N.C. Central, Ark.-Monticello, P.R.-Bayamon, Fla. Gulf Coast, Barry, Palm Beach Atl., P.R.-Rio Piedras, Southern Conn. St., Northern Ky., Nova Southeastern, Tampa, Fla. Gulf Coast, Rollins, Fla. Southern, St. Leo, Florida Tech, Eckerd, Barry, Nova Southeastern, Tampa, Florida Tech, Rollins, Fla. Southern, St. Leo, Eckerd, Fla. Southern, Barry.

Nickname: Fighting Knights  
Colors: Royal Blue & White  
Arena: De Hoernle Center  
Capacity: 1,000; Year Built: 1993  
AD: Kristen Moraz  
SID: Jeff Messman

**MACALESTER**

St. Paul, MN 55105 .....III

Coach: Curt Kietzer, St. Thomas (Minn.) 1988

**2005-06 RESULTS (7-18)**

Table with 2 columns: Rank and Team Name. Includes teams like Furman, Northwestern (Minn.), Wis.-Stout, Bethel (Minn.), St. Thomas (Minn.), St. Mary's (Minn.), St. Olaf, Wis.-River Falls, Viterbo, Concordia-Mhead, Hamline, Carleton, St. John's (Minn.), Gust. Adolphus, Augsburg, Bethel (Minn.), St. Thomas (Minn.), St. Mary's (Minn.), St. Olaf, Concordia-Mhead, Hamline, Carleton, St. John's (Minn.), Gust. Adolphus, Augsburg.

Nickname: Scots  
Colors: Orange & Blue  
Arena: Macalester Gymnasium  
Capacity: 600; Year Built: 1933  
AD: Travis Feezell  
SID: Andy Johnson

**MACMURRAY**

Jacksonville, IL 62650-2590 .....III

Coach: Darrin DeNeve, Illinois St. 1993

**2005-06 RESULTS (9-16)**

Table with 2 columns: Rank and Team Name. Includes teams like Millikin, Grinnell, Dominican (Ill.)†, Concordia (Ill.)†, Monmouth (Ill.), Cornell College, Robert Morris-S'fiel, Lincoln Chrst., Central (Iowa), Rockford, Blackburn, Fontbonne, Principia, Webster, Greenville, Maryville (Mo.), Westminster (Mo.), Blackburn, Fontbonne, Principia, Webster, Knox, Greenville, Maryville (Mo.), Westminster (Mo.).

Nickname: Highlanders  
Colors: Scarlet & Navy  
Arena: Bill Wall Gymnasium  
Capacity: 1,500; Year Built: 1975  
AD: Kevin Haslam  
SID: Shelley Whitaker

**MAINE**

Orono, ME 04469-5747 .....I

Coach: Ted Woodward, Bucknell 1986

**2005-06 RESULTS (12-16)**

Table with 2 columns: Rank and Team Name. Includes teams like William & Mary, High Point, Me.-Fort Kent, Pittsburgh, Robert Morris, Hartford, Morgan St., Boston U., Dartmouth, Rutgers, Chattanooga, Mercer, Me.-Machias, Albany (N.Y.), Binghamton, Vermont, New Hampshire, UMBC, Stony Brook, Boston U., Hartford, Binghamton, Albany (N.Y.), Vermont, New Hampshire, UMBC, Stony Brook, Binghamton.

Nickname: Black Bears  
Colors: Blue & White  
Arena: Alford Arena  
Capacity: 5,712; Year Built: 1977  
AD: Blake James  
SID: Laura Reed

**MAINE MARITIME**

Castine, ME 04420 .....III

Coach: Chris Murphy, Maine 1973

**2005-06 RESULTS (9-15)**

Table with 2 columns: Rank and Team Name. Includes teams like Salem St., Curry, Unity, Bowdoin, Husson, Fisher, Unity, Me.-Presque Isle, Colby, Me.-Farmington, St. Joseph's (Me.), Thomas, Castleton St., Johnson St., Husson, Elms, Becker, Mount Ida, Lasell, Thomas, Mount Ida, Me.-Farmington, Lesley, Husson.

Nickname: Mariners  
Colors: Royal Blue & Gold  
Arena: Margaret Chase Smith Gym  
Capacity: 1,000; Year Built: 1965  
AD: James Dyer  
SID: Katrina Dagan



**ME.-FARMINGTON**

Farmington, ME 04938 .....III

Coach: Dick Meader, Me.-Farmington  
1968

**2005-06 RESULTS (13-15)**

97 Me.-Presque Isle ■	45
91 Lyndon St. ■	78
54 St. Joseph's (Me.)	52
77 Thomas ■	71
51 Babson †	53
81 Brooklyn †	59
74 New England	77
71 Bowdoin	84
69 Maine Maritime ■	52
76 Mount Ida	85
75 Husson	80
91 Becker ■	65
83 Elms ■	95
64 Bates ■	82
72 Plymouth St. ■	78
80 Johnson St.	66
73 Castleton St.	90
92 Colby	89
80 Lesley	81
64 St. Joseph's (Me.) ■	72
60 Husson ■	74
71 Thomas	78
66 Maine Maritime	52
81 Mount Ida ■	74
79 Lasell ■	82
78 Thomas ■	67
78 Husson	71
82 Elms †	94

Nickname: Beavers  
Colors: Maroon, White and Black  
Arena: Dearborn Gymnasium  
Capacity: 600; Year Built: 1963  
AD: Julie Davis  
SID: Gina DiCrocco

**ME.-PRESQUE ISLE**

Presque Isle, ME 04769-2888...III

Coach: Mike Carlos, Maine

**2005-06 RESULTS (2-23)**

45 Me.-Farmington	97
52 Wentworth Inst. †	96
30 Bowdoin	100
47 Colby	100
46 Husson †	91
49 Me.-Fort Kent †	71
57 Me.-Fort Kent ■	81
103 Unity ■	49
65 Fisher ■	80
57 Chris. Newport	115
42 Westfield St. †	86
64 Maine Maritime	91
70 Thomas ■	89
76 Fisher ■	115
74 St. Joseph (Vt.)	95
65 Lyndon St.	94
62 Me.-Fort Kent	87
57 St. Joseph's (Me.) ■	79
59 Me.-Machias ■	83
43 Bates	83
82 Unity	48
54 St. Joseph (Vt.) ■	71
73 Lyndon St. ■	80
76 Fisher	80
34 St. Joseph's (Me.)	71

Nickname: Owls  
Colors: Blue & gold  
Arena: Wieden Gym  
Capacity: 1,050  
AD: Richard Ward  
SID: To be named

**MANCHESTER**

North Manchester, IN 46962....III

Coach: Brad Nadborne, DePauw 1981

**2005-06 RESULTS (9-17)**

69 Bethel (Ind.) ■	77
81 Rockford ■	64
70 Tri-State	80
67 Maryville (Mo.) †	62
83 DePauw	88
60 Albion	72
59 Huntingdon †	56
55 Alma	64
55 Trinity (Tex.)	72
73 Southwestern (Tex.) †	76
50 Bluffton	68
81 Mt. St. Joseph ■	65
67 Defiance	72
64 Hanover	68
65 Franklin	71
52 Transylvania	68
80 Anderson (Ind.) ■	48
60 Taylor (Ind.)	68
71 Mt. St. Joseph	74
63 Defiance ■	62
76 Hanover ■	84
55 Franklin	75
75 Transylvania ■	65
78 Anderson (Ind.)	64
65 Bluffton ■	64
55 Mt. St. Joseph	67

Nickname: Spartans  
Colors: Black & Gold  
Arena: Stauffer Wolfe Arena  
Capacity: 1,700; Year Built: 1983  
AD: Tom Jarman  
SID: Doug Shoemaker

**MANHATTAN**

Riverdale, NY 10471 .....I

Coach: Bobby Gonzalez, Buffalo St. 1986

**2005-06 RESULTS (20-11)**

52 Seton Hall	66
66 George Mason ■	72
82 Syracuse	87
69 Rhode Island	78
90 Marist ■	79
85 Loyola (Md.)	73
76 North Dakota St.	62
73 South Dakota St.	70
81 Fordham ■	68
89 St. Francis (N.Y.) ■	78
87 Iona	68
95 St. Peter's ■	82
87 Rider ■	81
77 Siena ■	74
68 Marist	77
78 Canisius ■	71
56 Rider	75
74 Fairfield	69
63 Siena	58
51 Niagara ■	67
86 Loyola (Md.) ■	68
81 St. Peter's	74
75 Canisius	86
82 Niagara	81
94 Long Beach St. ■	108
78 Fairfield	77
78 Iona ■	74
74 St. Peter's †	84
80 Fairleigh Dickinson ■	77
87 Maryland	84
66 Old Dominion	70

Nickname: Jaspers  
Colors: Kelly Green & White  
Arena: Draddy Gymnasium  
Capacity: 2,345; Year Built: 1979  
AD: Robert J. Byrnes  
SID: Michael Antonaccio

**MANHATTANVILLE**

Purchase, NY 10577.....III

Coach: Pat Scanlon, Manhattanville 2003

**2005-06 RESULTS (19-10)**

73 Wash. & Lee	68
78 Mary Washington †	74
90 Hunter ■	51
69 Wm. Paterson	89
46 Yeshiva	47
84 Old Westbury ■	76
102 Farmingdale	103
106 Mt. St. Vincent	59
66 Western Conn. St. ■	73
75 Salem St. †	67
62 Williams	74
76 New Paltz St. ■	58
81 Mt. St. Mary (N.Y.)	102
93 Centenary (N.J.) ■	49
65 Stevens Institute ■	58
88 Brooklyn ■	41
101 Lincoln (Pa.) ■	118
75 St. Joseph's (L.I.) ■	53
82 Yeshiva ■	57
118 Centenary (N.J.)	98
69 Merchant Marine	83
88 Mt. St. Mary (N.Y.) ■	76
70 Stevens Institute	59
100 Mt. St. Vincent ■	84
91 Maritime (N.Y.)	67
73 Old Westbury ■	69
89 Mt. St. Mary (N.Y.) ■	85
79 Farmingdale	87
92 Kean ■	99

Nickname: Valiants  
Colors: Red & White  
Arena: Kennedy Gymnasium  
Capacity: 700; Year Built: 1947  
AD: Keith Levinthal  
SID: Michael LaPlaca

**MANSFIELD**

Mansfield, PA 16933 .....II

Coach: Rich Miller, Bucknell 1996

**2005-06 RESULTS (14-14)**

85 Keystone ■	82
90 Messiah ■	78
92 Ithaca ■	62
66 Edinboro	67
74 Slippery Rock	71
75 California (Pa.) ■	76
68 Shippensburg ■	70
72 Hillsdale †	93
69 NJIT †	71
94 Indiana (Pa.) ■	100
103 Lock Haven ■	88
61 Pitt-Johnstown	74
72 Clarion	82
82 Millersville ■	80
79 West Chester	69
91 Bloomsburg	90
95 Kutztown ■	88
69 East Stroudsburg	87
88 Cheyney ■	98
70 Pitt-Johnstown ■	67
72 Millersville	83
75 West Chester ■	65
95 Bloomsburg ■	101
95 Kutztown	92
96 East Stroudsburg ■	91
85 Cheyney	101
96 Kutztown ■	73
65 Shippensburg †	72

Nickname: Mountaineers  
Colors: Red & Black  
Arena: Decker Gymnasium  
Capacity: 2,500; Year Built: 1970  
AD: Roger N. Maisner  
SID: Steve McCloskey

**MARANATHA BAPTIST**

Watertown, WI 53094-0000....III

Coach: Rob Cronin, Maranatha Baptist  
1985

**2005-06 RESULTS (1-24)**

77 Northland Bapt.	90
54 Beloit	94
61 Ripon †	79
46 Lakeland	88
68 Emmaus	75
62 Moody Bible †	64
69 Emmaus †	58
71 Grace Bible (Mich.)	109
63 Edgewood	89
45 Dominican (Ill.)	68
46 Viterbo ■	78
52 Dominican (Ill.) ■	80
49 Milwaukee Engr. ■	67
64 Wis. Lutheran	96
56 Lincoln Chrst.	60
74 Concordia (Wis.) ■	81
51 Edgewood ■	80
57 Milwaukee Engr.	79
66 Marian (Wis.) ■	75
67 Wis. Lutheran ■	94
56 Lakeland ■	85
65 Concordia (Wis.)	97
61 Marian (Wis.)	72
50 Lakeland	72
70 Northland Bapt.	76

Nickname: Crusaders  
Colors: Navy Blue & Gold  
Arena: Willis Denny Gym  
Capacity: 1,000  
AD: Terry Price  
SID: Robert Thompson

**MARIAN (WIS.)**

Fond Du Lac, WI 54935-4699...III

Coach: Mark Boyle, Wis.-Eau Claire  
1978

**2005-06 RESULTS (10-17)**

78 Ripon †	70
78 Beloit	81
56 Carroll (Wis.) ■	83
57 Edgewood	66
70 Concordia (Ill.) ■	67
78 Concordia (Wis.) ■	83
71 Dominican (Ill.) ■	67
74 Northland Bapt. ■	48
51 Lakeland ■	66
60 Elmhurst	77
71 Buena Vista †	72
52 Augustana (Ill.) †	88
81 St. Scholastica †	90
64 Concordia (Wis.)	72
86 Clarke ■	80
65 Milwaukee Engr. ■	71
82 Wis. Lutheran	97
59 Lakeland	69
68 Dominican (Ill.)	71
73 Wis. Lutheran	68
63 Wis.-Whitewater	83
75 Maranatha Baptist	66
70 Milwaukee Engr.	67
58 Edgewood ■	73
72 Maranatha Baptist ■	61
66 Milwaukee Engr.	63
69 Wis. Lutheran	77

Nickname: Sabres  
Colors: Blue, White & Scarlet  
Arena: Sadoff Gym  
Capacity: 1,000; Year Built: 1982  
AD: Doug Hammonds  
SID: Chris Zills

**MARIETTA**

Marietta, OH 45750.....III

Coach: Doug Foote, Morehead St. 1983

**2005-06 RESULTS (4-21)**

83	Buffalo St.	138
119	Pitt.-Bradford †	131
112	Bethany (W.V.)	109
99	Kenyon ■	115
111	Denison †	89
84	Heidelberg	102
75	Capital	108
99	Ohio Northern ■	122
79	Wilmington (Ohio)	115
90	Grove City ■	81
89	Adrian ■	96
86	Muskingum	99
73	John Carroll ■	96
77	Mount Union	83
87	Baldwin-Wallace	105
65	Otterbein ■	78
76	John Carroll	97
76	Mount Union	71
66	Baldwin-Wallace ■	93
68	Otterbein	78
80	Heidelberg ■	83
77	Muskingum ■	80
58	Ohio Northern	82
51	Capital ■	75
77	Wilmington (Ohio) ■	84

Nickname: Pioneers  
 Colors: Navy Blue & White  
 Arena: Ban Johnson Gymnasium  
 Capacity: 1,457; Year Built: 1929  
 AD: Debora Lazorik  
 SID: Dan May

**MARIST**

Poughkeepsie, NY 12601-1387 .I

Coach: Matt Brady, Siena 1987

**2005-06 RESULTS (19-10)**

72	Seton Hall	75
64	Delaware ■	48
92	Lafayette	84
63	Ohio ■	69
79	Manhattan	90
76	Iona ■	79
56	St. John's (N.Y.)	53
69	St. Bonaventure ■	51
84	Fla. Atlantic	75
67	Canisius ■	76
75	Loyola (Md.)	78
83	Liberty	69
85	Siena	77
89	Rider	66
77	Manhattan ■	68
91	Fairfield	72
71	St. Peter's	63
82	Siena ■	75
86	Loyola (Md.) ■	78
74	St. Peter's ■	75
87	Iona	81
73	Rider ■	62
82	Niagara	88
74	Canisius	71
71	Old Dominion	84
89	Niagara ■	71
67	Fairfield	61
68	Canisius †	62
84	Iona †	100

Nickname: Red Foxes  
 Colors: Red & White  
 Arena: McCann Recreation Center  
 Capacity: 3,750; Year Built: 1977  
 AD: Timothy S. Murray  
 SID: Chris O'Connor

**MARITIME (N.Y.)**

Throggs Neck, NY 10465 .....III

Coach: Thomas Spina, Maritime (N.Y.)  
 1994

**2005-06 RESULTS (6-19)**

61	Sewanee	78
48	Methodist †	59
83	Mass. Liberal Arts ■	78
86	St. Joseph's (Brkln) ■	63
70	Farmingdale	74
36	Army	53
60	Old Westbury ■	66
46	Yeshiva	66
54	Marymount (Va.)	68
72	Wash. & Jeff	75
48	TCNJ †	67
69	Bard	59
62	St. Joseph's (L.I.) ■	67
52	Merchant Marine	54
71	Mt. St. Mary (N.Y.) ■	95
52	Farmingdale ■	69
79	Mt. St. Vincent	85
57	Brooklyn	61
82	Medgar Evers ■	68
50	Merchant Marine ■	46
64	St. Joseph's (L.I.)	82
83	Centenary (N.J.) ■	59
67	Old Westbury	96
67	Manhattanville ■	91
62	Stevens Institute	74

Nickname: Privateers  
 Colors: Cardinal, Navy & White  
 Arena: Riesenberg Hall  
 Capacity: 800; Year Built: 1964  
 AD: William E. Martinov, Jr.  
 SID: Joseph DeBenedictis

**MARQUETTE**

Milwaukee, WI 53233 .....I

Coach: Tom Crean, Central Mich. 1989

**2005-06 RESULTS (20-11)**

82	Rice ■	65
64	Winthrop ■	71
83	Eastern Wash. †	73
73	Oral Roberts †	70
92	South Carolina †	89
74	Nebraska	84
87	South Dakota St. ■	52
69	Valparaiso ■	54
63	Wisconsin	77
61	San Francisco ■	48
90	Oakland ■	69
60	Delaware St. ■	48
88	Lewis ■	40
94	Connecticut ■	79
66	Cincinnati ■	70
67	Seton Hall	63
85	West Virginia	104
82	DePaul	79
67	Notre Dame ■	65
62	DePaul ■	47
71	Pittsburgh	77
81	St. John's (N.Y.) ■	61
67	Villanova	72
84	Rutgers	91
57	Georgetown ■	51
84	Pittsburgh ■	82
80	Notre Dame	72
60	Louisville	67
88	Providence ■	78
59	Georgetown †	62
85	Alabama †	90

Nickname: Gold Eagles  
 Colors: Blue & Gold  
 Arena: Bradley Center  
 Capacity: 18,850; Year Built: 1988  
 AD: William L. Cords  
 SID: Mike Broeker

**MARS HILL**

Mars Hill, NC 28754.....II

Coach: Terry Rogers, Gardner-Webb

**2005-06 RESULTS (9-19)**

82	Lincoln Memorial ■	70
67	Lander	62
76	GC&SU †	84
66	Anderson (S.C.) ■	64
90	Lees-McRae	87
54	Francis Marion	82
81	Lees-McRae ■	90
77	S.C. Upstate	79
66	Lincoln Memorial	60
52	Francis Marion ■	71
64	Anderson (S.C.)	65
74	Presbyterian	96
96	North Greenville ■	92
87	Tusculum ■	77
72	Lenoir-Rhyne ■	75
73	Catawba	90
77	Wingate ■	76
86	North Greenville	93
77	Carson-Newman	82
74	Newberry ■	68
69	Presbyterian ■	74
72	Tusculum	83
72	Lenoir-Rhyne	83
76	Catawba ■	96
70	Wingate	77
72	Carson-Newman ■	73
85	Newberry	90
75	Lenoir-Rhyne	84

Nickname: Lions  
 Colors: Royal Blue & Gold  
 Arena: Stanford Arena  
 Capacity: 2,300; Year Built: 1969  
 AD: David Riggins  
 SID: Rick Baker

**MARSHALL**

Huntington, WV 25755 .....I

Coach: Ron Jirsa, Gettysburg 1981

**2005-06 RESULTS (12-16)**

81	Evansville	91
54	Virginia Tech	71
70	Evansville ■	67
63	East Tenn. St.	91
66	Md.-East. Shore ■	56
73	Youngstown St. ■	70
65	Appalachian St. ■	73
82	Charleston So. ■	53
66	South Carolina St. †	71
77	Kennesaw St. †	74
64	Appalachian St.	60
73	George Washington ■	79
73	UCF	69
64	UAB ■	76
57	Tulsa	66
51	UTEP ■	53
58	West Virginia †	52
56	Houston	69
72	East Caro. ■	66
36	Tulane	61
75	Rice ■	78
81	Memphis ■	91
75	SMU	72
59	East Caro.	63
62	Southern Miss. ■	57
73	UCF ■	61
61	UAB	82
58	Tulane †	64

Nickname: Thundering Herd  
 Colors: Green & White  
 Arena: Henderson Center  
 Capacity: 9,043; Year Built: 1981  
 AD: Bob Marcum  
 SID: Andy Boggs

**MARTIN LUTHER**

New Ulm, MN 56073-3965.....III

Coach: James Unke, Martin Luther 1983

**2005-06 RESULTS (9-16)**

73	Wis.-Superior †	74
58	Neb. Wesleyan †	68
65	Hamline	79
78	St. Olaf	86
70	Waldorf ■	55
74	Dubuque ■	83
48	Dordt	90
62	Bethel (Minn.)	90
53	Northwestern (Minn.) ■	76
75	Crown (Minn.) ■	66
86	North Central (Minn. ■	46
66	Northland	60
76	St. Scholastica	79
61	Presentation	58
69	Minn.-Morris	68
64	Bethany Lutheran	71
83	St. Scholastica ■	87
75	Northland ■	59
77	Viterbo ■	83
68	Crown (Minn.)	55
68	Northwestern (Minn.)	76
84	North Central (Minn.)	89
65	Minn.-Morris ■	88
69	Presentation ■	55
47	Bethany Lutheran ■	68

Nickname: Knights  
 Colors: Black, Red & White  
 Arena: Luther Student Center  
 Capacity: 1,500; Year Built: 1967  
 AD: James M. Unke  
 SID: Dan Lewig & Tom Rosenow

**MARY HARDIN-BAYLOR**

Belton, TX 76513 .....III

Coach: Ken DeWeese, Louisiana Col.  
 1969

**2005-06 RESULTS (18-9)**

63	McNeese St.	68
48	Ozarks (Ark.)	50
63	Austin	50
69	Louisiana Col. ■	55
66	Mississippi Col. ■	64
76	Texas-Dallas	61
57	Southwestern (Tex.)	55
52	Wis.-Platteville ■	55
72	Texas-Tyler	57
67	East Tex. Baptist ■	98
78	LeTourneau ■	43
92	Concordia-Austin	90
78	Schreiner	56
66	Texas Lutheran ■	50
75	Hardin-Simmons	72
66	McMurry	85
89	Sul Ross St. ■	82
79	Howard Payne ■	81
73	Sul Ross St.	77
71	Howard Payne	79
87	Concordia-Austin ■	73
79	Schreiner ■	64
60	Texas Lutheran	43
86	Hardin-Simmons ■	70
95	McMurry ■	70
77	East Tex. Baptist †	76
57	Howard Payne	61

Nickname: Crusaders  
 Colors: Purple, Gold & White  
 Arena: Mayborn Campus Center  
 Capacity: 2,500; Year Built: 2005  
 AD: Ben Shipp  
 SID: Jon Wallin

**MARY WASHINGTON**

Fredericksburg, VA 22401 .....III

Coach: Rod Wood, Randolph-Macon  
1985

**2005-06 RESULTS (15-11)**

64	Southwestern (Tex.) †	50
74	Manhattanville †	78
87	Catholic ■	73
84	St. Mary's (Md.)	82
91	Frostburg St. ■	82
93	Lancaster Bible ■	46
71	Shenandoah ■	77
66	Warburg †	74
57	Aurora †	76
107	N.C. Wesleyan ■	99
86	Buffalo St. †	88
81	Grove City †	72
67	Gallaudet	61
92	Salisbury ■	88
67	Goucher	68
93	York (Pa.)	98
85	Marymount (Va.) ■	79
81	St. Mary's (Md.) ■	72
67	Catholic	70
70	Gallaudet ■	69
90	Goucher ■	54
88	Salisbury	95
64	Marymount (Va.)	62
75	York (Pa.) ■	88
86	Marymount (Va.) ■	63
59	Catholic	69

Nickname: Eagles  
Colors: Navy, Gray & White  
Arena: Goolrick Gymnasium  
Capacity: 600; Year Built: 1967  
AD: Edward H. Hegmann  
SID: Clint Offen

**MARYLAND**

College Park, MD 20742 .....I

Coach: Gary Williams, Maryland 1968

**2005-06 RESULTS (19-13)**

111	Fairleigh Dickinson ■	85
76	Gonzaga †	88
98	Chaminade †	69
75	Arkansas †	62
88	Nicholls St. ■	56
83	Minnesota ■	66
70	George Washington †	78
87	Western Caro. ■	57
73	Boston College ■	71
81	American ■	55
68	Delaware St. ■	54
99	VMI ■	68
99	Tex. A&M-Corp. Chris ■	73
70	Miami (Fla.)	84
52	Duke	76
90	Wake Forest ■	86
81	Virginia Tech ■	72
86	Georgia Tech	74
85	Temple	91
62	North Carolina ■	77
58	North Carolina St.	62
76	Virginia ■	65
88	Duke ■	96
77	Clemson	89
87	Georgia Tech ■	84
60	Florida St.	71
57	North Carolina	81
65	Miami (Fla.) ■	61
71	Virginia	70
82	Georgia Tech †	64
66	Boston College †	80
84	Manhattan ■	87

Nickname: Terrapins, Terps  
Colors: Red, White, Black & Gold  
Arena: Comcast Center  
Capacity: 17,950; Year Built: 2002

AD: Deborah A. Yow  
SID: Jason Yaman

**UMBC**

Baltimore, MD 21250-0000 .....I

Coach: Randy Monroe, Cheyney 1987

**2005-06 RESULTS (10-19)**

75	Md.-East. Shore ■	65
55	La Salle ■	70
55	Towson	60
64	Loyola (Md.)	71
85	Delaware ■	84
53	West Virginia	82
72	Stony Brook ■	57
64	William & Mary ■	60
45	San Diego St.	58
70	Long Beach St.	81
66	Virginia †	77
95	Navy	82
65	Boston U. ■	64
59	Vermont	68
58	New Hampshire ■	72
73	Hartford ■	74
83	Maine ■	62
50	Albany (N.Y.)	62
65	Stony Brook	75
78	Binghamton ■	74
65	New Hampshire	68
47	Boston U.	59
86	Vermont ■	73
69	Hartford	75
63	Binghamton	66
66	Maine	69
61	Albany (N.Y.) ■	76
88	Stony Brook †	70
65	Albany (N.Y.) †	79

Nickname: Retrievers  
Colors: Black, Gold & Red  
Arena: RAC Arena  
Capacity: 4,024; Year Built: 1974  
AD: Charles R. Brown  
SID: Steve Levy

**MD.-EAST. SHORE**

Princess Anne, MD 21853 .....I

Coach: Lawrence Lesett Jr., Cal St.  
Northridge 1983

**2005-06 RESULTS (7-22)**

41	Iowa	86
75	Utah Valley St. †	72
65	UMBC	75
40	St. John's (N.Y.)	77
69	Nicholls St. ■	71
56	Marshall	66
65	Morehead St.	59
50	Rutgers	92
68	Howard	79
72	George Washington	98
59	Brown	57
77	N.C. A&T ■	75
64	Hampton	73
62	Norfolk St.	74
67	Delaware St. ■	70
92	Florida A&M	96
82	Bethune-Cookman	86
76	Morgan St.	67
53	Coppin St.	79
75	Hampton ■	87
59	Norfolk St. ■	67
48	Delaware St.	64
72	Florida A&M ■	83
66	Bethune-Cookman ■	69
60	Morgan St. ■	67
65	Coppin St. ■	60
60	South Carolina St.	73
73	Howard ■	72
71	Norfolk St. †	73

Nickname: Fighting Hawks

Colors: Maroon & Gray  
Arena: Hytche Athletic Center  
Capacity: 5,500; Year Built: 1998  
AD: Nelson E. Townsend/Keith Davidson  
SID: G. Stan Bradley

**MARYMOUNT (VA.)**

Arlington, VA 22207-4299 .....III

Coach: Scott McClary, Muhlenberg

**2005-06 RESULTS (10-15)**

58	Keystone †	48
60	Albright	70
55	Messiah ■	70
73	Immaculata ■	65
72	St. Mary's (Md.) ■	76
52	Catholic	91
83	FDU-Florham	48
69	Averett ■	79
68	Maritime (N.Y.) ■	54
64	Old Westbury ■	53
51	Hobart ■	58
73	Wentworth Inst. ■	58
54	York (Pa.)	79
71	Gallaudet ■	57
63	Salisbury	71
69	Goucher ■	46
79	Mary Washington	85
57	Catholic ■	60
74	St. Mary's (Md.)	63
56	York (Pa.) ■	72
68	Salisbury ■	63
64	Gallaudet	69
62	Mary Washington ■	64
56	Goucher	66
63	Mary Washington	86

Nickname: Saints  
Colors: Royal Blue & White  
Arena: Verizon Sports Arena  
Capacity: 1,000; Year Built: 1999  
AD: William Finney  
SID: Judy Finney

**MARYVILLE (MO.)**

St. Louis, MO 63141-7299 .....III

Coach: Matt Rogers, Coe 1997

**2005-06 RESULTS (18-9)**

71	Transylvania ■	77
73	Hanover	80
74	Lincoln Chrst.	47
62	Manchester †	67
104	D'Youville †	65
77	McKendree ■	68
86	Mo. Baptist	83
70	Mt. St. Joseph †	67
59	Washington-St. Louis ■	84
80	Webster ■	63
96	Greenville	71
73	Fontbonne	61
74	Westminster (Mo.) ■	61
66	Blackburn	72
84	MacMurray ■	57
99	Principia ■	51
73	Webster	74
85	Greenville ■	74
76	Fontbonne ■	68
71	Westminster (Mo.)	87
77	Blackburn ■	55
76	MacMurray	70
100	Principia	50
82	Webster †	76
90	Westminster (Mo.) †	65
58	Mississippi Col.	88

Nickname: Saints  
Colors: Red & White  
Arena: Moloney Arena  
Capacity: 3,000; Year Built: 1980  
AD: Linda Anderson  
SID: Nicole Heasley

**MARYVILLE (TENN.)**

Maryville, TN 37804-5907 .....III

Coach: Randy Lambert, Maryville (Tenn.)  
1976

**2005-06 RESULTS (21-8)**

93	Emory †	76
89	Oglethorpe †	81
62	Centre	59
94	Rust ■	75
91	Emory	77
69	Methodist	61
84	King (Tenn.) ■	58
67	Transylvania ■	62
70	Averett	73
80	Transylvania †	87
92	Kalamazoo †	59
81	Webster ■	57
83	LaGrange ■	68
80	Huntingdon ■	73
90	Fisk	84
97	Piedmont	76
73	Sewanee	75
91	Methodist ■	51
88	Oglethorpe ■	93
87	Piedmont ■	65
79	Carson-Newman ■	74
76	Fisk ■	86
88	LaGrange	73
67	Huntingdon	73
65	Tenn. Wesleyan	61
81	LaGrange †	63
48	Huntingdon †	61
83	Trinity (Tex.)	64
51	Mississippi Col.	69

Nickname: Scots  
Colors: Orange & Garnet  
Arena: Boydson Baird Gymnasium  
Capacity: 2,000; Year Built: 1971  
AD: Randall D. Lambert  
SID: Eric S. Etchison

**MARYWOOD**

Scranton, PA 18509-1598 .....III

Coach: Eric Grundman, Empire St. 1990

**2005-06 RESULTS (4-21)**

71	Briarcliffe †	66
63	Baptist Bible (Pa.) †	76
62	Susquehanna	57
59	Neumann	73
85	Cabrini ■	86
69	King's (Pa.) ■	73
54	Ottawa †	70
78	Mt. St. Mary (N.Y.) †	92
63	Wilkes ■	61
67	Gwynedd-Mercy ■	82
78	Cabrini	72
65	Misericordia	75
76	Wesley	83
64	Alvernia ■	92
65	Eastern ■	87
64	Arcadia	69
56	Immaculata	71
50	Neumann ■	71
50	Gwynedd-Mercy	72
78	Eastern	109
68	Wesley ■	75
66	Misericordia ■	74
66	Immaculata ■	80
68	Arcadia ■	78
64	Alvernia	85

Nickname: Pacers  
Colors: Forest Green & White  
Arena: Health & Physical Education  
Center  
Capacity: 1,000; Year Built: 1953  
AD: Mary Jo Gunning  
SID: Andrew Smith

**MASSACHUSETTS**

Amherst, MA 01003.....I

Coach: Travis Ford, Kentucky 1994

**2005-06 RESULTS (13-15)**

67 Hartford ■	62
63 Davidson	66
77 UAB †	86
93 Savannah St. ■	57
60 Connecticut	78
64 Boston U. ■	45
78 Siena ■	69
66 St. Peter's †	49
49 St. John's (N.Y.)	51
62 Boston College	91
82 Duquesne	63
68 St. Joseph's ■	58
48 St. Louis	50
74 Fordham ■	61
60 Temple ■	34
55 Rhode Island	58
61 La Salle ■	68
47 Temple	76
63 Rhode Island ■	61
44 La Salle ■	65
63 Florida St.	73
66 George Washington	69
72 St. Bonaventure	64
71 Charlotte ■	72
66 Dayton ■	47
66 Richmond	81
65 Xavier ■	56
66 Xavier †	75

Nickname: Minutemen  
 Colors: Maroon & White  
 Arena: Mullins Center  
 Capacity: 9,493; Year Built: 1993  
 AD: John F. McCutcheon  
 SID: Matt Bourque

**MASS.-DARTMOUTH**

North Dartmouth, MA 02747....III

Coach: Brian Baptiste, American Int'l 1976

**2005-06 RESULTS (15-12)**

84 Me.-Fort Kent ■	58
58 Catholic ■	75
62 Worcester St.	80
102 Bridgewater St. ■	99
74 Tufts	91
61 Southern Me. ■	56
78 Brandeis ■	69
82 Keene St. ■	83
68 Johnson & Wales (R.I.) ■	62
87 Roanoke	78
86 Lebanon Valley †	64
58 Plymouth St.	59
78 Eastern Conn. St. ■	65
62 Western Conn. St.	64
89 Mass.-Boston ■	76
74 Southern Me.	56
61 Rhode Island Col.	70
86 Lasell	81
67 Keene St.	80
78 Salem St.	82
83 Plymouth St. ■	71
74 Mass.-Boston	79
65 Eastern Conn. St.	68
71 Rhode Island Col. ■	67
88 Western Conn. St. ■	76
98 Plymouth St.	69
77 Keene St.	86

Nickname: Corsairs  
 Colors: Blue, White & Gold  
 Arena: Tripp Athletic Center  
 Capacity: 3,000; Year Built: 1972  
 AD: Robert W. Mullen  
 SID: Dave Geringer

**MIT**

Cambridge, MA 02139 .....III

Coach: Larry Anderson, Rust 1987

**2005-06 RESULTS (21-9)**

70 Emmanuel (Mass.)	56
68 Geneseo St. †	60
56 Connecticut Col. ■	53
84 Suffolk ■	46
66 Fisher ■	58
59 Gordon ■	64
67 Polytechnic (N.Y.) ■	50
62 Mount Ida ■	49
61 Tufts	66
75 Coast Guard ■	54
69 Wheaton (Mass.)	66
58 WPI	60
67 Rhode Island Col. ■	80
72 Babson ■	50
62 Clark (Mass.) ■	54
81 Emerson	68
59 Wheaton (Mass.) ■	51
55 Coast Guard	65
56 Springfield ■	62
66 Newbury	58
57 WPI ■	58
73 Lesley ■	67
79 Clark (Mass.)	75
55 Babson	41
62 Springfield	61
49 Babson ■	40
69 Coast Guard †	57
56 WPI	69
60 Plymouth St. ■	55
77 Wheaton (Mass.)	84

Nickname: Engineers  
 Colors: Cardinal Red & Silver Gray  
 Arena: Rockwell Cage  
 Capacity: 600; Year Built: 1959  
 AD: Candace L. Royer  
 SID: James Kramer

**MASS. LIBERAL ARTS**

North Adams, MA 01247 .....III

Coach: Devin Gotham, Nazareth 1996

**2005-06 RESULTS (3-22)**

64 Wheaton (Mass.)	112
90 Mount Ida †	79
79 Hartwick	88
78 Maritime (N.Y.)	83
48 Williams	81
52 Rochester Inst. †	81
80 St. Joseph (Vt.) ■	62
74 Mitchell	85
54 Elms ■	92
76 Johnson St.	89
38 Norwich	68
60 Framingham St.	71
52 Newbury ■	67
60 Bridgewater St. ■	88
60 Worcester St. ■	75
61 Salem St.	96
59 Fitchburg St.	89
61 Westfield St.	82
64 Framingham St. ■	80
58 Green Mountain	70
62 Bridgewater St.	97
46 Worcester St.	82
57 Salem St. ■	86
85 Fitchburg St. ■	81
55 Westfield St. ■	77

Nickname: Trailblazers  
 Colors: Navy & Gold  
 Arena: Amsler Campus Center Gym  
 Capacity: 2,500; Year Built: 1975  
 AD: Scott F. Nichols  
 SID: Deb Raber

**MASS.-BOSTON**

Boston, MA 02125 .....III

Coach: Charlie Titus, St. Michael's 1972

**2005-06 RESULTS (18-11)**

64 Fitchburg St. ■	68
90 Eastern Nazarene ■	58
91 Lesley ■	55
109 Emerson ■	106
88 Suffolk	94
76 Eastern Conn. St.	72
78 Salem St.	82
85 Western Conn. St. ■	71
80 Georgia S'western †	77
89 Fla. Memorial	91
93 Keene St.	104
98 Plymouth St.	94
108 Rhode Island Col. ■	87
76 Mass.-Dartmouth	89
85 Bridgewater St.	79
84 Eastern Conn. St. ■	77
94 Southern Me. ■	87
92 Western Conn. St.	89
83 WPI ■	87
81 Tufts ■	90
90 Keene St. ■	88
79 Mass.-Dartmouth ■	74
49 Plymouth St. ■	59
72 Southern Me.	67
72 Rhode Island Col.	79
60 Eastern Conn. St. ■	56
76 Rhode Island Col. †	70
81 Keene St.	67
54 Cortland St.	68

Nickname: Beacons  
 Colors: Beacon Blue, Black & White  
 Arena: Clark Athletic Center  
 Capacity: 3,500; Year Built: 1981  
 AD: Charlie Titus  
 SID: Alan Wickstrom

**MASS.-LOWELL**

Lowell, MA 01854.....II

Coach: Ken Barer, George Washington 1988

**2005-06 RESULTS (21-10)**

77 C.W. Post ■	55
64 Pace	80
72 St. Rose ■	57
83 Southern N.H.	71
67 New Haven ■	50
81 Franklin Pierce ■	64
69 Le Moyne ■	62
74 Southern N.H. ■	69
68 Stonehill ■	80
87 Queens (N.Y.)	79
71 Philadelphia U. ■	54
86 Southern Conn. St. ■	64
77 St. Michael's	81
74 St. Anselm ■	72
65 Le Moyne	50
56 St. Rose	84
87 Pace ■	79
70 Southern Conn. St.	53
62 St. Michael's ■	45
64 St. Anselm	67
65 American Int'l ■	58
66 Bryant	82
79 Assumption ■	82
59 Stonehill ■	55
77 Merrimack	70
61 Bentley	78
69 Franklin Pierce	66
61 Bryant ■	63
77 Bryant †	67
74 St. Anselm †	70
80 Stonehill	89

Nickname: River Hawks  
 Colors: Red, White & Royal Blue

Arena: Costello Gymnasium  
 Capacity: 2,100; Year Built: 1960  
 AD: Dana K. Skinner  
 SID: Chris O'Donnell

**MCMURRY**

Abilene, TX 79697 .....III

Coach: Ron Holmes, McMurry 1977

**2005-06 RESULTS (18-9)**

86 Aurora †	98
115 Concordia (Wis.) †	99
91 Texas-Dallas	88
96 Texas-Tyler	91
101 LeTourneau ■	70
100 East Tex. Baptist ■	91
126 Hardin-Simmons ■	104
107 Louisiana Col.	112
87 Mississippi Col.	110
73 Henderson St.	90
101 Austin ■	98
110 Ozarks (Ark.) ■	80
85 Howard Payne	107
106 Sul Ross St.	107
138 Concordia-Austin ■	112
85 Mary Hardin-Baylor ■	66
68 Texas Lutheran	66
99 Schreiner	95
81 Hardin-Simmons	85
84 Texas Lutheran ■	83
106 Schreiner ■	96
116 Howard Payne ■	97
110 Sul Ross St. ■	81
114 Concordia-Austin	91
70 Mary Hardin-Baylor	95
90 Ozarks (Ark.) †	77
79 Mississippi Col. †	90

Nickname: Indians  
 Colors: Maroon & White  
 Arena: Kimbrell Arena  
 Capacity: 2,250; Year Built: 1973  
 AD: Jerry Larned/Bill Libby  
 SID: Kyle Roberts

**MCNEESE ST.**

Lake Charles, LA 70609.....I

Coach: Tic Price, Virginia Tech 1979

**2005-06 RESULTS (14-14)**

68 Mary Hardin-Baylor ■	63
98 Louisiana Col. ■	46
50 Richmond	58
76 Auburn	91
70 LSU	90
67 Louisiana Tech	80
79 Spring Hill ■	75
77 La.-Lafayette	89
85 Liberty ■	72
67 Houston	78
87 Southern Miss.	82
83 Lamar	78
78 UTSA	74
60 Sam Houston St.	57
57 Stephen F. Austin	64
64 Nicholls St. ■	59
67 La.-Monroe ■	74
66 Texas-Arlington ■	63
76 Lamar ■	72
75 UTSA	100
69 Texas St.	58
76 Stephen F. Austin ■	82
76 Sam Houston St. ■	64
62 La.-Monroe	38
79 Northwestern St.	97
71 Southeastern La. ■	82
62 Texas-Arlington	71
70 Stephen F. Austin	72

Nickname: Cowboys  
 Colors: Blue & Gold  
 Arena: Burton Coliseum



Capacity: 8,000; Year Built: 1986  
AD: Sonny Watkins  
SID: Louis Bonnette

**MCDANIEL**

Westminster, MD 21157-4390...III

Coach: Bob Flynn, Mt. St. Mary's 1979

**2005-06 RESULTS (9-16)**

72	Frostburg St. †	69
80	Johns Hopkins †	88
91	Washington (Md.) †	85
85	St. Mary's (Md.)	96
48	Dickinson	69
79	Ursinus ■	77
59	Johns Hopkins	80
74	Gettysburg ■	66
55	Catholic	72
56	Embry-Riddle	86
58	Carroll (Wis.) ■	80
63	Haverford ■	73
66	Swarthmore	61
80	Muhlenberg ■	72
57	Ursinus	91
75	Washington (Md.)	78
50	Gettysburg	62
63	Frank. & Marsh. ■	74
58	Haverford	86
61	Dickinson ■	53
73	Swarthmore ■	71
77	Johns Hopkins ■	82
59	Muhlenberg	81
60	Frank. & Marsh.	69
94	Washington (Md.) ■	89

Nickname: Green Terror  
Colors: Green & Gold  
Arena: Gill P.E. Learning Center  
Capacity: 4,000; Year Built: 1984  
AD: James M. Smith  
SID: Steve Peed

**MEDAILLE**

Buffalo, NY 14214-2695.....III

Coach: Dick Hack, New Paltz St. 1974

**2005-06 RESULTS (4-21)**

69	Hamilton	92
66	New Paltz St. †	93
68	Grove City ■	75
66	Lake Erie ■	88
80	La Roche	76
57	D'Youville †	48
74	Buffalo St.	97
56	D'Youville ■	72
36	Robert Morris	109
71	Hilbert	82
58	Pitt.-Greensburg	85
79	Frostburg St.	98
29	Penn St.-Behrend ■	69
64	Penn St.-Altoona ■	61
78	Mt. Aloysius ■	107
69	Pitt.-Bradford	82
61	La Roche	59
72	Lake Erie	97
50	Penn St.-Behrend	79
55	Hilbert ■	76
55	Pitt.-Bradford ■	67
78	Frostburg St. ■	80
84	Pitt.-Greensburg ■	97
110	Mt. Aloysius	119
78	Penn St.-Altoona	81

Nickname: Mavericks  
Colors: Navy, Yellow & White  
Arena: Kevin I. Sullivan Campus Center  
Capacity: 300; Year Built: 1995  
AD: Dick William Hack  
SID: Michael P. Carbery

**MEDGAR EVERS**

Brooklyn, NY 11225-2298.....III

Coach: Merrill Davis

**2005-06 RESULTS (9-16)**

73	Ramapo	87
47	Yeshiva †	64
76	Centenary (N.J.)	82
83	Pratt	53
77	St. Joseph's (Brkln) ■	73
67	York (N.Y.) ■	85
66	Hunter	60
79	Merchant Marine ■	93
81	St. Joseph's (L.I.)	83
76	St. Joseph's (Brkln) †	62
88	Staten Island ■	94
76	Brooklyn	73
58	CCNY ■	70
53	John Jay	68
73	Rutgers-Newark	79
88	City Tech ■	89
76	Baruch	83
80	Lehman	91
62	City Tech	68
68	Maritime (N.Y.)	82
88	York (N.Y.)	86
92	Mt. St. Vincent ■	83
85	Brooklyn ■	77
87	Staten Island	79
86	Baruch †	89

Nickname: Cougars  
Colors: Gold & Black  
Arena: Medgar Evers College Gym  
Capacity: 300; Year Built: 1971  
AD: Roy Anderson  
SID: Brent Davis

**MEMPHIS**

Memphis, TN 38152-3370.....I

Coach: John Calipari, Clarion 1982

**2005-06 RESULTS (33-4)**

79	Wis.-Milwaukee ■	52
87	Alabama	76
88	UCLA †	80
67	Duke †	70
108	Lamar ■	83
97	Jackson St. ■	70
91	Cincinnati	81
97	Providence	89
72	Mississippi	49
76	Louisiana Tech ■	58
83	Gonzaga ■	72
90	Purdue ■	70
58	Texas ■	69
83	Middle Tenn. ■	50
73	Winthrop ■	63
77	East Caro.	67
73	SMU ■	53
88	Tennessee ■	79
85	Southern Miss.	68
73	UAB ■	66
94	UCF ■	61
84	Tulsa	61
84	Rice	79
91	Marshall	81
80	Southern Miss. ■	41
105	Tulane	65
66	UTEP ■	56
78	Tulsa ■	67
74	UAB	80
69	Houston ■	62
75	Tulane ■	56
68	Houston ■	54
57	UAB ■	46
94	Oral Roberts †	78
72	Bucknell †	56
80	Bradley †	64
45	UCLA †	50

Nickname: Tigers

Colors: Blue & Gray  
Arena: FedExForum  
Capacity: 18,400; Year Built: 2004  
AD: R.C. Johnson  
SID: Lamar Chance

**MENLO**

Atherton, CA 94027-4185.....III

Coach: Keith Larsen, San Fran. St. 1985

**2005-06 RESULTS (17-11)**

80	La Verne †	77
56	Claremont-M-S	61
75	UC Santa Cruz ■	60
63	San Fran. St. ■	51
74	Holy Names ■	79
74	Notre Dame de Namur ■	57
89	Simpson (Cal.) ■	67
77	Dominican (Cal.)	78
54	North Georgia †	56
63	Mt. St. Joseph †	58
57	Pacific (Ore.) ■	42
67	Cal St. East Bay ■	68
74	Bethany (Cal.) ■	73
81	Cal St. Maritime ■	60
76	Pacific Union ■	44
74	William Jessup	73
74	Holy Names	85
76	Notre Dame de Namur	89
76	Dominican (Cal.) ■	81
72	Simpson (Cal.)	76
80	Bethany (Cal.)	76
77	Cal St. East Bay	87
66	Cal St. Maritime	56
66	Pacific Union	34
76	William Jessup ■	68
92	William Jessup †	64
64	Dominican (Cal.) †	49
69	Holy Names †	86

Nickname: Oaks  
Colors: Navy Blue & White  
Arena: Haynes-Prim Pavilion  
Capacity: 700; Year Built: 1981  
AD: Caitlin Collier  
SID: Nicholas Enriquez

**MERCER**

Macon, GA 31207.....I

Coach: Mark Slonaker, Georgia 1980

**2005-06 RESULTS (9-19)**

79	Ga. Southern	98
88	Savannah St. ■	63
80	Campbell	86
58	Gardner-Webb	67
61	Oklahoma St.	97
74	Colorado	117
74	Howard †	78
64	Maine †	72
90	Jacksonville ■	81
77	North Fla. ■	71
80	Fla. Atlantic	91
66	Lipscomb	83
60	Belmont	96
57	Kennesaw St. ■	63
81	East Tenn. St. ■	104
82	Stetson	81
77	Kennesaw St.	70
81	East Tenn. St.	84
72	Belmont ■	78
66	Lipscomb ■	83
74	Fla. Atlantic ■	73
72	Stetson ■	73
77	Savannah St.	60
93	Jacksonville	90
77	North Fla.	71
67	Gardner-Webb ■	77
69	Campbell †	71
62	Lipscomb †	78

Nickname: Bears

Colors: Orange & Black  
Arena: University Center  
Capacity: 3,100; Year Built: 2003  
AD: Bobby A. Pope  
SID: Randy Jones

**MERCHANT MARINE**

Kings Point, NY 11024-1699...III

Coach: Chris Carideo, Widener 1996

**2005-06 RESULTS (10-16)**

77	Polytechnic (N.Y.) †	78
83	Elmira †	72
67	Rensselaer ■	62
76	Coast Guard	97
93	Medgar Evers	79
76	Baruch ■	73
58	Lehman ■	66
55	Wm. Paterson ■	85
80	City Tech ■	65
77	Mt. St. Vincent	82
53	Stevens Institute	73
54	Maritime (N.Y.) ■	52
85	Farmingdale ■	55
80	Centenary (N.J.) ■	48
67	CCNY	78
85	Old Westbury	77
64	St. Joseph's (L.I.) ■	77
54	Staten Island	89
63	Farmingdale	74
46	Maritime (N.Y.)	50
83	Manhattanville ■	69
41	Old Westbury ■	52
53	Yeshiva	66
55	St. Joseph's (L.I.)	64
70	Mt. St. Mary (N.Y.) ■	79
72	Farmingdale	98

Nickname: Mariners  
Colors: Blue & Gray  
Arena: Lieberitz Gymnasium  
Capacity: 1,211; Year Built: 1943  
AD: Susan Petersen-Lubow  
SID: Tyrone C. Broxton

**MERCY**

Dobbs Ferry, NY 10522.....II

Coach: Steve Kelly, Fordham 1969

**2005-06 RESULTS (6-20)**

63	Merrimack †	59
66	Belmont Abbey †	69
81	Nyack	69
70	Queens (N.Y.)	94
84	Molloy ■	96
39	Adelphi	64
65	Concordia (N.Y.) ■	63
49	Philadelphia U. ■	74
56	Caldwell †	82
61	Dominican (N.Y.)	84
73	Bridgeport	94
58	St. Thomas Aquinas ■	65
78	C.W. Post	67
57	Dowling	69
77	NYIT ■	87
62	New Haven	79
69	Queens (N.Y.) ■	88
83	Molloy	94
60	Adelphi ■	79
71	Concordia (N.Y.)	78
69	Bridgeport ■	86
49	St. Thomas Aquinas	57
53	C.W. Post ■	86
60	Dowling	56
75	NYIT	69
60	New Haven ■	70

Nickname: Flyers  
Colors: Blue & White  
Arena: Dobbs Ferry High School  
Capacity: 1,000; Year Built: 2003  
AD: Kevin T. McGinnis  
SID: Steve Balsan

**MERCYHURST**

Erie, PA 16546.....II

Coach: Gary Manchel, Vermont 1985

**2005-06 RESULTS (19-9)**

75 Notre Dame (Ohio) ■	62
83 Felician †	79
74 Molloy †	72
69 Bloomsburg ■	48
90 Ohio Valley ■	58
52 Hillsdale ■	63
65 Wayne St. (Mich.) ■	61
76 Edinboro ■	72
52 Grand Valley St.	77
75 Slippery Rock ■	43
67 Shepherd	54
70 Post †	47
66 Concordia (N.Y.) †	39
43 Findlay	73
68 Ashland	79
69 Northwood ■	67
67 Saginaw Valley ■	63
61 Ferris St.	59
94 Lake Superior St.	96
48 Gannon ■	45
48 Northern Mich. ■	45
76 Michigan Tech ■	54
62 Wayne St. (Mich.)	61
73 Hillsdale	56
47 Findlay ■	60
69 Ashland ■	77
54 Gannon	57
68 Ashland	70

Nickname: Lakers  
 Colors: Blue & Green  
 Arena: Mercyhurst Athletic Center  
 Capacity: 1,800; Year Built: 1978  
 AD: Peter J. Russo  
 SID: Jason Knavel

**MERRIMACK**

North Andover, MA 01845.....II

Coach: Bert Hammel, Bentley 1973

**2005-06 RESULTS (15-14)**

59 Mercy †	63
74 C.W. Post	55
82 St. Anselm ■	74
82 Le Moyne	84
81 St. Michael's ■	61
89 Bentley ■	76
64 American Int'l ■	60
65 St. Rose	81
72 New Haven †	50
56 Bridgeport †	75
64 Stonehill ■	67
82 Assumption ■	48
55 American Int'l	63
73 Bryant ■	57
56 St. Anselm	87
63 Le Moyne ■	70
63 St. Michael's	68
71 Stonehill	69
52 Bentley	60
81 Pace	85
87 St. Rose ■	75
102 Southern Conn. St.	92
84 Southern N.H.	87
70 Mass.-Lowell ■	77
70 Franklin Pierce ■	51
72 Assumption	51
77 Bryant	67
63 Franklin Pierce ■	60
56 Bentley	82

Nickname: Warriors  
 Colors: Navy Blue & Gold  
 Arena: Volpe Complex  
 Capacity: 1,600; Year Built: 1972  
 AD: Sean T. Frazier  
 SID: Pete DiVito

**MESA ST.**

Grand Junction, CO 81501.....II

Coach: Jim Heaps, Mesa St. 1982

**2005-06 RESULTS (19-9)**

77 Pittsburg St. †	62
88 Neb.-Omaha †	73
92 Simpson (Cal.) ■	50
82 Johnson & Wales (CO) ■	57
66 North Dakota	74
67 Bemidji St.	56
69 Colorado Mines ■	50
55 Colo. Christian ■	43
54 Neb.-Kearney	70
53 SIU Edwardsville	82
63 Saginaw Valley †	55
67 Chadron St. ■	52
58 Fort Hays St. ■	72
60 Metro St.	75
74 Regis (Colo.)	60
67 N.M. Highlands	64
69 UC-Colo. Spgs.	46
67 Adams St. ■	55
52 Fort Lewis ■	63
62 Western St.	56
56 Colorado St.-Pueblo	55
49 Fort Lewis	58
59 Adams St.	61
72 Western St.	69
59 Colorado St.-Pueblo ■	52
68 UC-Colo. Spgs. ■	56
65 N.M. Highlands ■	63
58 Metro St.	68

Nickname: Mavericks  
 Colors: Maroon, Gold & White  
 Arena: Brownson Arena  
 Capacity: 2,500; Year Built: 1969  
 AD: Jamie Hamilton  
 SID: Tish Elliott

**MESSIAH**

Grantham, PA 17027.....III

Coach: Rick Van Pelt, Messiah 1991

**2005-06 RESULTS (19-10)**

84 New Paltz St. †	75
68 Hamilton	82
70 Marymount (Va.)	55
78 Mansfield	90
70 Elizabethtown ■	64
53 Lebanon Valley	51
69 Salisbury ■	56
67 Hood ■	43
85 Cabrini ■	53
64 Gettysburg	49
79 Chestnut Hill ■	52
83 Lincoln (Pa.) †	85
77 York (Pa.)	86
73 Susquehanna ■	55
64 Albright ■	61
83 Juniata	85
70 Widener ■	76
80 Moravian	67
75 Lebanon Valley ■	59
52 Juniata ■	55
69 Albright	62
64 Susquehanna	54
68 Moravian ■	75
69 Elizabethtown	83
66 Widener	62
78 Albright ■	59
56 Widener	55
83 Alvernia †	77
80 Lincoln (Pa.)	100

Nickname: Falcons  
 Colors: Navy & White  
 Arena: Auraria Auditorium  
 Capacity: 1,800; Year Built: 1972  
 AD: Jerry Chaplin  
 SID: Scott Frey

**METHODIST**

Fayetteville, NC 28311-1420...III

Coach: David Smith, Methodist 1981

**2005-06 RESULTS (10-17)**

59 Maritime (N.Y.) †	48
115 Sewanee	118
63 Wooster †	77
82 Thomas More †	72
69 Appalachian St.	87
61 Maryville (Tenn.) ■	69
59 Voorhees	67
72 Spring Hill	80
55 Mobile	70
68 Va. Wesleyan	77
73 Piedmont ■	86
72 Greensboro	68
78 Ferrum ■	64
69 Averett ■	72
51 Maryville (Tenn.)	91
76 N.C. Wesleyan ■	86
63 Chris. Newport	81
72 Shenandoah	75
67 Greensboro ■	65
67 Ferrum	57
65 Averett	76
100 Piedmont	110
75 N.C. Wesleyan	72
56 Shenandoah ■	41
89 Chris. Newport ■	77
68 Ferrum ■	56
64 Averett †	67

Nickname: Monarchs  
 Colors: Green & Gold  
 Arena: March F. Riddle Center  
 Capacity: 1,200; Year Built: 1990  
 AD: Bob McEvoy  
 SID: Lee Glenn

**METRO ST.**

Denver, CO 80217-3362.....II

Coach: Mike Dunlap, Loyola Marymount 1980

**2005-06 RESULTS (21-10)**

84 St. Gregory's ■	74
65 Westmont ■	64
55 Holy Family †	56
58 Hawaii-Hilo	70
67 Western N.M. †	63
59 Adams St.	67
64 Fort Lewis	67
79 N.M. Highlands ■	61
82 UC-Colo. Spgs. ■	50
106 Johnson & Wales (CO) ■	47
73 North Dakota ■	46
65 Colorado St.-Pueblo	54
75 Mesa St. ■	60
82 Western St. ■	55
65 Colorado Mines ■	69
91 Colo. Christian ■	75
82 Regis (Colo.) ■	63
89 Neb.-Kearney ■	79
62 Fort Hays St.	75
90 Chadron St.	83
84 Regis (Colo.)	69
75 Neb.-Kearney	85
82 Chadron St. ■	58
59 Fort Hays St. ■	67
69 Colo. Christian	58
62 Colorado Mines	53
68 Mesa St. ■	58
76 Fort Hays St. †	68
68 Neb.-Kearney †	71
67 Northern St. †	72

Nickname: Roadrunners  
 Colors: Navy Blue & Burgundy  
 Arena: Auraria Events Center  
 Capacity: 2,300; Year Built: 1965  
 AD: Joan M. McDermott  
 SID: Michelle Zents

**MIAMI (FLA.)**

Coral Gables, FL 33146.....I

Coach: Frank Haith, Elon 1988

**2005-06 RESULTS (18-16)**

76 Texas-Arlington †	65
53 Air Force †	57
80 Wis.-Green Bay †	54
83 Morgan St. ■	51
87 N.C. A&T ■	62
56 Temple	73
53 Michigan	74
82 Birmingham-So. ■	55
71 Wofford ■	40
69 North Carolina St.	81
67 Florida ■	77
65 Stetson ■	56
43 Louisville †	58
63 Sacred Heart ■	57
84 Maryland ■	70
81 North Carolina	70
62 Clemson ■	38
61 Boston College ■	65
51 Virginia	71
84 Florida St.	78
78 Wake Forest ■	69
70 Georgia Tech	53
77 North Carolina St. ■	86
70 North Carolina ■	80
54 Boston College	65
71 Duke	92
70 Virginia Tech ■	59
61 Maryland	65
64 Florida St. ■	67
66 Clemson †	63
76 Duke †	80
62 Oklahoma St. ■	59
53 Creighton	52
65 Michigan	71

Nickname: Hurricanes  
 Colors: Orange, Green & White  
 Arena: BankUnited Center  
 Capacity: 7,000; Year Built: 2003  
 AD: Paul T. Dee  
 SID: Sam Henderson

**MIAMI (OHIO)**

Oxford, OH 45056.....I

Coach: Charlie Coles, Miami (Ohio) 1965

**2005-06 RESULTS (18-11)**

58 Alabama	64
58 Dayton ■	42
54 Wright St. ■	46
75 Central Mich.	62
78 Oakland	66
65 Xavier ■	75
46 Wichita St.	55
80 Michigan	87
65 Cincinnati †	75
58 Northern Ill.	56
64 Eastern Mich. ■	59
66 Central Mich. ■	49
59 Ball St.	55
58 Toledo ■	49
50 Western Mich.	59
46 Kent St. ■	53
45 Akron	52
73 Ohio	59
77 Bowling Green ■	60
81 Buffalo	74
67 Ball St. ■	63
65 Ohio ■	54
51 Illinois St. ■	49
63 Akron ■	60
63 Kent St.	70
73 Bowling Green	59
74 Buffalo ■	65
58 Ohio †	73

52 Butler .....53  
 Nickname: RedHawks  
 Colors: Red & White  
 Arena: Millett Hall  
 Capacity: 6,400; Year Built: 1968  
 AD: Brad Bates  
 SID: Angie Renninger

**MICHIGAN**

Ann Arbor, MI 48109-2201 .....I

Coach: Tommy Amaker, Duke 1987  
**2005-06 RESULTS (22-11)**

87	Central Mich. ■	60
51	Boston U.	46
78	Butler ■	74
74	Miami (Fla.) ■	53
71	Notre Dame	67
69	Delaware St. ■	49
68	South Fla.	47
61	UCLA ■	68
87	Miami (Ohio) ■	80
81	Coppin St. ■	53
86	Chicago St. ■	69
63	Indiana	70
68	Purdue ■	65
74	Illinois	79
68	Northwestern ■	51
71	Minnesota	55
72	Michigan St. ■	67
85	Wisconsin ■	76
71	Penn St.	65
66	Iowa	94
85	Ohio St. ■	94
70	Purdue	84
72	Minnesota ■	50
71	Michigan St.	90
72	Illinois ■	64
54	Ohio St.	64
67	Indiana ■	69
55	Minnesota †	59
82	UTEP ■	67
87	Notre Dame ■	84
71	Miami (Fla.) ■	65
66	Old Dominion †	43
64	South Carolina †	76

Nickname: Wolverines  
 Colors: Maize & Blue  
 Arena: Crisler Arena  
 Capacity: 13,751; Year Built: 1967  
 AD: William C. Martin  
 SID: Tom Wywrot

**MICHIGAN ST.**

East Lansing, MI 48824-1025 ....I

Coach: Tom Izzo, Northern Mich. 1977

**2005-06 RESULTS (22-12)**

62	Hawaii	84
89	Chaminade †	67
106	Gonzaga †	109
74	Arizona †	71
84	IPFW ■	73
88	Georgia Tech ■	86
72	Ark.-Little Rock †	67
77	Boston College †	70
83	Wichita St. †	64
83	Cleveland St. ■	75
85	Florida Int'l ■	58
98	Wis.-Green Bay	69
80	Tennessee Tech ■	63
78	Coppin St. ■	54
50	Illinois	60
63	Wisconsin	82
87	Indiana ■	73
62	Ohio St.	59
85	Iowa ■	55
67	Michigan	72
69	Penn St. ■	60
77	Northwestern	66

77	Purdue ■	52
55	Minnesota	69
54	Iowa	66
90	Michigan ■	71
68	Ohio St. ■	79
71	Indiana	78
74	Wisconsin ■	65
68	Illinois ■	75
70	Purdue †	58
61	Illinois †	56
48	Iowa †	53
65	George Mason †	75

Nickname: Spartans  
 Colors: Green & White  
 Arena: Breslin Events Center  
 Capacity: 14,759; Year Built: 1989  
 AD: Ronald H. Mason  
 SID: Matt Larson

**MICHIGAN TECH**

Houghton, MI 49931-1295 .....II

Coach: Kevin Luke, Northern Mich. 1982

**2005-06 RESULTS (14-14)**

55	Wis.-Parkside †	72
56	Lewis	58
47	Minn. Duluth	59
63	St. Cloud St. †	56
58	Ashland ■	70
74	Northwood	65
52	Saginaw Valley	41
55	Findlay	62
60	Minn. Duluth	73
56	St. Joseph's (Ind.)	59
45	Northern Mich. ■	70
61	Grand Valley St. ■	52
54	Lake Superior St.	45
74	Wis.-Parkside ■	47
73	Finlandia ■	62
75	Wis.-Superior ■	46
59	Wayne St. (Mich.) ■	56
54	Hillsdale ■	44
60	Saginaw Valley ■	51
60	Northwood ■	49
57	Gannon	59
54	Mercyhurst	76
63	Ferris St. ■	66
75	Lake Superior St. ■	58
55	Grand Valley St.	67
57	Ferris St.	53
76	Northern Mich.	81
46	Grand Valley St.	67

Nickname: Huskies  
 Colors: Silver, Gold & Black  
 Arena: SDC Gymnasium  
 Capacity: 3,200; Year Built: 1981  
 AD: Suzanne R. Sanregret  
 SID: Wes Frahm

**MIDDLE TENN.**

Murfreesboro, TN 37132 .....I

Coach: Kermit Davis Jr., Mississippi St. 1982

**2005-06 RESULTS (16-12)**

60	Utah St. ■	59
79	Indiana St.	85
81	Chattanooga ■	71
65	Portland St.	62
61	Utah St.	79
87	Belmont	75
92	Freed-Hardeman ■	48
68	Louisville	76
90	Fla. Atlantic †	76
67	Austin Peay ■	83
67	Tennessee St.	57
50	Memphis	83
48	Western Ky.	80
77	Arkansas St. ■	68

66	Ark.-Little Rock ■	68
63	South Ala.	75
57	Troy	70
86	New Orleans ■	65
73	La.-Lafayette ■	59
66	Florida Int'l	64
62	North Texas	60
62	Denver ■	72
89	South Dakota St. ■	82
74	Arkansas St.	75
68	Ark.-Little Rock	58
80	Western Ky. ■	74
82	Florida Int'l ■	58
57	Denver ■	58

Nickname: Blue Raiders  
 Colors: Royal Blue & White  
 Arena: Murphy Athletic Center  
 Capacity: 11,520; Year Built: 1972  
 AD: Chris Massaro  
 SID: Tony Stinnett

**MIDDLEBURY**

Middlebury, VT 05753 .....III

Coach: Jeff Brown, Vermont 1982

**2005-06 RESULTS (12-12)**

74	St. Joseph (Vt.)	57
68	St. Lawrence ■	66
88	Castleton St. ■	62
76	Southern Vt.	62
68	Union (N.Y.) ■	64
69	Rensselaer	65
81	Johnson St.	57
84	Hamilton ■	92
58	Plymouth St.	85
59	Norwich ■	76
64	Skidmore	48
61	New England ■	50
79	Colby-Sawyer	74
67	Connecticut Col. ■	68
82	Wesleyan (Conn.) ■	72
47	Bates	69
63	Tufts	80
94	Green Mountain	37
61	Williams	65
68	Trinity (Conn.) ■	79
78	Amherst ■	86
76	Plattsburgh St. ■	86
56	Bowdoin	58
64	Colby	78

Nickname: Panthers  
 Colors: Blue & White  
 Arena: Pepin Gymnasium  
 Capacity: 1,200; Year Built: 1949  
 AD: Erin Quinn  
 SID: Brad Nadeau

**MIDWESTERN ST.**

Wichita Falls, TX 76308-2099 ...II

Coach: Jeff Ray, Midwestern St. 1984

**2005-06 RESULTS (16-11)**

85	Hillsdale Free Will ■	73
88	Southern Ark.	98
85	Okl. Panhandle	84
122	Dallas Christian ■	69
69	East Central	66
48	Southeastern Okla.	61
76	Okl. Panhandle ■	66
70	Southwestern Okla. ■	56
63	Catawba †	74
76	Ouachita Baptist †	80
73	Southern Ark. ■	50
67	Tarleton St.	76
87	Cameron ■	52
79	Tex. A&M-Commerce	76
81	Northeastern St. ■	76
68	Central Okla. ■	61
61	Tarleton St. ■	67
67	Tex. A&M-Kingsville ■	69

68	West Tex. A&M	90
72	Eastern N.M.	79
73	Angelo St.	67
85	Abilene Christian ■	65
87	Angelo St. ■	80
84	Abilene Christian	72
51	Tex. A&M-Kingsville	66
82	West Tex. A&M ■	79
82	Eastern N.M. ■	84

Nickname: Mustangs  
 Colors: Maroon and Gold  
 Arena: Gerald Stockton Court  
 Capacity: 5,200; Year Built: 1969  
 AD: Kurt Portmann  
 SID: Bill Powers

**MILES**

Fairfield, AL 35064 .....II

Coach: Roosevelt Sanders, Alabama St. 1973

**2005-06 RESULTS (10-19)**

68	Delta St.	102
63	West Ga. †	81
78	North Ala. †	87
51	Ala.-Huntsville †	67
69	Fort Valley St. ■	75
53	Albany St. (Ga.) ■	71
70	Stillman ■	66
71	Morehouse	81
49	Benedict	65
62	Paine	68
72	Tuskegee ■	62
58	Morehouse ■	73
63	Clark Atlanta ■	36
37	LeMoyn-Owen ■	52
71	Tuskegee	68
53	Stillman	65
55	Benedict ■	68
59	Paine ■	61
63	Fort Valley St.	77
43	Albany St. (Ga.)	52
82	Lane	79
67	Kentucky St.	58
61	Lane ■	70
75	Kentucky St. ■	80
61	LeMoyn-Owen	59
68	Fort Valley St. †	63
66	Benedict †	62
60	Albany St. (Ga.) †	52
76	Stillman †	79

Nickname: Golden Bears  
 Colors: Purple & Gold  
 Arena: Knox-Windham Gym  
 Capacity: 2,000; Year Built: 1949  
 AD: Augustus James  
 SID: Willie Patterson

**MILLERSVILLE**

Millersville, PA 17551-0302 .....II

Coach: Fred Thompson, La.-Monroe 1990

**2005-06 RESULTS (10-17)**

76	West Virginia St. ■	77
76	Alderson-Broadus ■	63
69	Chowan	65
87	Indiana (Pa.) ■	96
74	Lock Haven	62
60	Elizabethtown	77
67	West Va. Wesleyan ■	51
51	Clarion	53
72	West Virginia St.	76
65	Charleston (W.V.) †	69
66	Edinboro ■	65
77	Slippery Rock ■	65
68	West Chester ■	81
70	California (Pa.)	75
61	Shippensburg	69
80	Mansfield	82

76 East Stroudsburg ■	92
80 Cheyney	73
57 Chowan ■	76
68 Kutztown ■	81
78 Bloomsburg	83
50 West Chester	53
83 Mansfield ■	72
71 East Stroudsburg	82
67 Cheyney ■	63
79 Kutztown	82
79 Bloomsburg ■	73

Nickname: Marauders  
 Colors: Black & Gold  
 Arena: Pucillo Gymnasium  
 Capacity: 2,850; Year Built: 1970  
 AD: Daniel N. Audette  
 SID: Greg Wright

**MILLIKIN**

Decatur, IL 62522-2084 .....III

Coach: Tim Littrell, Millikin 1977

**2005-06 RESULTS (10-15)**

85 MacMurray ■	82
81 Blackburn	72
101 Ind.-Northwest ■	57
77 Aurora ■	84
73 Webster	52
68 Robert Morris-S'fiel ■	70
58 Illinois Col.	55
57 Franklin	73
62 Eureka	55
72 Tiffin †	74
74 Ind.-East †	58
82 Elmhurst	75
59 North Park ■	61
60 Ill. Wesleyan ■	68
59 North Central (Ill.) ■	58
71 Augustana (Ill.)	81
61 Carthage ■	62
60 Wheaton (Ill.)	82
59 North Park	64
71 Elmhurst ■	76
71 North Central (Ill.)	90
76 Ill. Wesleyan	95
73 Augustana (Ill.) ■	71
75 Wheaton (Ill.) ■	91
85 Carthage	87

Nickname: Big Blue  
 Colors: Royal Blue & White  
 Arena: Griswold Gymnasium  
 Capacity: 3,052; Year Built: 1970  
 AD: Lori Kerans  
 SID: Julie Farr

**MILLSAPS**

Jackson, MS 39210 .....III

Coach: Tim Wise, Millsaps 1989

**2005-06 RESULTS (14-12)**

80 Austin †	64
60 Dallas	57
75 Rust ■	74
68 Fisk ■	70
85 Wesley (Miss.) ■	62
82 Piedmont ■	76
67 Belhaven ■	71
73 Rust	79
58 Birmingham-So.	86
92 Oglethorpe	93
84 Hendrix	78
90 Rhodes ■	74
69 Dallas ■	39
65 Southwestern (Tex.)	88
76 Trinity (Tex.)	85
89 DePauw ■	83
61 Rose-Hulman ■	62
83 Oglethorpe ■	69
80 LaGrange ■	58
59 Centre	56

109 Sewanee	93
66 Southwestern (Tex.) ■	78
80 Trinity (Tex.) ■	88
82 Hendrix	78
81 Rhodes	87
80 Centre †	86

Nickname: Majors  
 Colors: Purple & White  
 Arena: Physical Activities Center  
 Capacity: 3,000; Year Built: 1974  
 AD: Tim Wise  
 SID: Tiffany Hammond

**MILWAUKEE ENGR.**

Milwaukee, WI 53202-3109 .....III

Coach: Brian Miller, Wis.-Milwaukee 1987

**2005-06 RESULTS (17-9)**

68 Fontbonne †	55
68 Hannibal-La Grange †	52
86 Rockford	77
53 Lawrence ■	74
59 Cardinal Stritch	71
66 Dominican (Ill.)	59
83 Concordia (Wis.)	71
73 Edgewood ■	58
59 Aurora	87
63 Caltech	52
55 Penn St.-Behrend †	59
79 Benedictine (Ill.)	63
78 Eureka †	60
76 Wis. Lutheran	61
67 Maranatha Baptist	49
71 Marian (Wis.)	65
90 Northland Bapt. ■	58
82 Edgewood	89
77 Concordia (Wis.) ■	74
79 Maranatha Baptist ■	57
95 Wis. Lutheran	94
50 Lakeland ■	65
67 Marian (Wis.) ■	70
72 Dominican (Ill.) ■	58
63 Lakeland	66
63 Marian (Wis.) ■	66

Nickname: Raiders  
 Colors: Red & White  
 Arena: Kern Center Arena  
 Capacity: 600; Year Built: 2004  
 AD: Daniel I. Harris  
 SID: Brian Gibboney

**MINNESOTA**

Minneapolis, MN 55455 .....I

Coach: Dan Monson, Idaho 1985

**2005-06 RESULTS (16-15)**

70 North Dakota St. ■	57
67 Chattanooga ■	46
72 Gardner-Webb ■	73
66 Maryland	83
75 Coastal Caro. ■	57
85 Arizona St.	79
72 UNLV ■	67
69 UAB ■	68
88 Grambling ■	64
80 South Dakota St. ■	61
67 Oral Roberts ■	54
49 Northwestern ■	57
62 Wisconsin ■	64
55 Purdue	72
72 Iowa	76
55 Michigan ■	71
53 Illinois	77
61 Indiana ■	42
53 Ohio St.	67
77 Penn St.	66
69 Michigan St. ■	55
50 Michigan	72
74 Iowa ■	61

62 Purdue ■	50
74 Wisconsin	80
65 Illinois ■	71
53 Northwestern	57
59 Michigan †	55
57 Iowa †	67
73 Wake Forest ■	58
62 Cincinnati	76

Nickname: Golden Gophers  
 Colors: Maroon & Gold  
 Arena: Williams Arena  
 Capacity: 14,625; Year Built: 1928  
 AD: Joel Maturi  
 SID: Kyle Coughlin

**MINN. DULUTH**

Duluth, MN 55812-2496 .....II

Coach: Gary Holquist, Milton 1979

**2005-06 RESULTS (15-14)**

77 Bemidji St.	66
66 Winona St.	81
59 Michigan Tech ■	47
72 Winona St. ■	76
81 St. Scholastica ■	49
65 Northland ■	48
79 Minn. St. Moorhead	70
82 Minn.-Crookston	69
84 Northern St. ■	78
54 Southwest Minn. St. ■	57
74 Concordia-St. Paul ■	77
73 Michigan Tech ■	60
55 Montevallo †	67
86 Fla. Gulf Coast	72
62 Minn. St. Mankato	76
75 St. Cloud St. ■	89
76 Augustana (S.D.) ■	56
60 Minn. St. Mankato ■	63
68 Northern Mich.	80
71 South Dakota	73
77 St. Cloud St.	81
75 Augustana (S.D.)	67
70 South Dakota ■	65
72 North Dakota ■	62
69 Neb.-Omaha ■	51
58 Neb.-Omaha	66
62 North Dakota	74
80 Augustana (S.D.) ■	71
71 Minn. St. Mankato	77

Nickname: Bulldogs  
 Colors: Maroon & Gold  
 Arena: Romano Gymnasium  
 Capacity: 2,759; Year Built: 1953  
 AD: Robert Nielson  
 SID: Kelly Grgas-Wheller

**MINN. ST. MANKATO**

Mankato, MN 56001 .....II

Coach: Matt Margenthaler, Western Ill. 1991

**2005-06 RESULTS (24-7)**

72 Winona St.	81
97 Glenville St. ■	70
73 Wayne St. (Neb.) ■	41
72 Southwest Minn. St. †	59
63 Northern St.	77
86 Upper Iowa	71
68 Winona St. ■	75
95 Concordia-St. Paul ■	78
72 Southwest Minn. St. ■	57
106 Minn.-Crookston ■	63
67 Minn. St. Moorhead	53
96 Dickinson St. ■	69
87 San Fran. St. †	54
82 Cal St. Bakersfield	70
76 Minn. Duluth ■	62
92 Upper Iowa ■	59
83 St. Cloud St.	66
63 Minn. Duluth	60

72 North Dakota ■	64
73 Augustana (S.D.) ■	69
63 South Dakota	72
53 St. Cloud St. ■	67
69 South Dakota ■	43
85 Neb.-Omaha ■	57
71 Augustana (S.D.)	68
80 North Dakota	63
64 Neb.-Omaha	68
77 Minn. Duluth ■	71
78 St. Cloud St. ■	69
82 Neb.-Kearney †	70
71 Winona St.	74

Nickname: Mavericks  
 Colors: Purple & Gold  
 Arena: Bresnan Arena In Taylor Center  
 Capacity: 4,521; Year Built: 2000  
 AD: Kevin Buisman  
 SID: Paul Allan

**MINN. ST. MOORHEAD**

Moorhead, MN 56563-2996 .....II

Coach: Stu Engen, Augsburg 1986

**2005-06 RESULTS (16-12)**

85 Trinity Bible (N.D.) ■	68
91 Johnson & Wales (CO) †	63
71 Chadron St.	52
68 Upper Iowa ■	56
68 Northern Mich. †	59
77 Augustana (S.D.) †	72
70 Minn. Duluth ■	79
68 North Dakota	57
78 Concordia-M'head ■	56
53 Minn. St. Mankato ■	67
71 Mayville St. ■	57
73 Southwest Minn. St.	62
53 Wayne St. (Neb.)	86
73 Bemidji St. ■	74
58 Minn.-Crookston ■	72
65 Concordia-St. Paul	54
41 Winona St.	74
69 Upper Iowa	53
77 Northern St.	84
83 Valley City St. ■	51
57 Northern St. ■	64
61 Winona St. ■	77
61 Concordia-St. Paul ■	56
70 Minn.-Crookston	60
82 Bemidji St.	76
59 Wayne St. (Neb.) ■	68
64 Southwest Minn. St. ■	72
63 Bemidji St.	76

Nickname: Dragons  
 Colors: Scarlet & White  
 Arena: Alex Nemzek Hall  
 Capacity: 3,400; Year Built: 1960  
 AD: Sylvia M. Barnier  
 SID: Larry Scott

**MINN.-CROOKSTON**

Crookston, MN 56716-5001 .....II

Coach: Jeff Oseth, Minn. St. Moorhead 1994

**2005-06 RESULTS (4-24)**

48 Mayville St. ■	76
77 Upper Iowa	81
52 North Dakota	61
50 Valley City St. ■	64
70 Minot St. ■	68
97 Minn.-Morris ■	84
81 St. Scholastica	85
69 Minn. Duluth ■	82
63 Minn. St. Mankato	106
65 St. Cloud St.	73
51 Augustana (S.D.)	82
64 South Dakota †	100
54 Winona St.	90
47 Concordia-St. Paul	91



53 Northern St. ....	82
72 Minn. St. Moorhead.....	58
54 Wayne St. (Neb.) ■.....	68
46 Southwest Minn. St. ■.....	74
57 Bemidji St. ■.....	66
63 Upper Iowa ■.....	51
60 Bemidji St. ■.....	82
66 Southwest Minn. St.....	69
53 Wayne St. (Neb.).....	70
60 Minn. St. Moorhead ■.....	70
46 Northern St. ■.....	87
60 Concordia-St. Paul ■.....	74
50 Winona St. ■.....	68
59 Winona St.....	88

Nickname: Golden Eagle  
 Colors: Maroon & Gold  
 Arena: Lysaker Gym  
 Capacity: 3,500; Year Built: 1970  
 AD: Stephanie Helgeson  
 SID: Mitch Bakken

**MINN.-MORRIS**

Morris, MN 56267.....II

Coach: Paul Grove, Gust. Adolphus  
 1989

**2005-06 RESULTS (13-13)**

98 Dakota St. †.....	105
74 Valley City St. †.....	80
74 Bethel (Minn.) ■.....	88
84 Minn.-Crookston.....	97
91 Mayville St. ■.....	84
66 Gust. Adolphus ■.....	91
113 North Central (Minn. ■.....	94
63 Concordia-M'head.....	64
80 Trinity Bible (N.D.) ■.....	58
60 Valley City St.....	58
96 St. Scholastica ■.....	90
84 Northland ■.....	62
90 Crown (Minn.).....	72
64 Northwestern (Minn.).....	66
103 North Central (Minn.....	78
73 Bethany Lutheran ■.....	79
68 Martin Luther ■.....	69
58 Presentation ■.....	51
78 Northwestern (Minn.) ■.....	82
96 Crown (Minn.) ■.....	63
82 Northland.....	65
68 St. Scholastica.....	87
88 Martin Luther.....	65
75 Bethany Lutheran.....	79
79 Presentation.....	65
76 St. Scholastica.....	86

Nickname: Cougars  
 Colors: Maroon & Gold  
 Arena: Physical Education Center  
 Capacity: 4,000; Year Built: 1971  
 AD: Mark Fohl  
 SID: Brian Curtis

**MISERICORDIA**

Dallas, PA 18612.....III

Coach: Trevor Woodruff, Misericordia

**2005-06 RESULTS (6-19)**

57 Baptist Bible (Pa.) ■.....	73
64 Briarcliffe ■.....	65
76 King's (Pa.).....	83
59 DeSales ■.....	77
61 Alvernia ■.....	82
74 Cabrini.....	77
84 Gwynedd-Mercy.....	76
78 Eastern ■.....	82
58 Scranton.....	78
62 Apprentice.....	64
81 Chowan †.....	90
68 Arcadia ■.....	69
75 Marywood ■.....	65
62 Neumann.....	53
44 Immaculata.....	42

59 Wesley ■.....	70
52 Alvernia.....	77
73 Eastern.....	84
52 Cabrini ■.....	61
43 Arcadia.....	67
55 Gwynedd-Mercy ■.....	65
73 Immaculata ■.....	75
74 Marywood.....	66
61 Wesley.....	62
61 Neumann ■.....	44

Nickname: Cougars  
 Colors: Royal Blue & Gold  
 Arena: Anderson Sports-Health Center  
 Capacity: 1,500; Year Built: 1992  
 AD: David L. Martin  
 SID: Scott Crispell

**MISSISSIPPI**

University, MS 38677-1848.....I

Coach: Rod Barnes, Mississippi 1988

**2005-06 RESULTS (14-16)**

69 Southern Utah †.....	62
42 New Mexico.....	95
71 South Carolina St. †.....	47
107 Centenary (La.) ■.....	67
59 La.-Monroe ■.....	43
75 Ill.-Chicago.....	87
77 St. Louis ■.....	64
69 Nicholls St. ■.....	43
49 Memphis ■.....	72
85 Arkansas St. ■.....	78
68 Southeastern La. ■.....	62
82 Alcorn St. ■.....	69
65 Western Caro. ■.....	59
71 Alabama.....	61
68 South Carolina ■.....	63
75 Mississippi St. ■.....	65
65 Georgia.....	72
58 Arkansas.....	71
73 LSU ■.....	79
58 Florida ■.....	69
72 Tennessee.....	86
50 Auburn.....	58
50 Alabama ■.....	64
73 Arkansas ■.....	70
55 Mississippi St.....	84
40 Kentucky.....	80
54 Auburn ■.....	58
62 Vanderbilt ■.....	77
52 LSU.....	55
57 Kentucky †.....	71

Nickname: Rebels  
 Colors: Cardinal Red & Navy Blue  
 Arena: C.M. "Tad" Smith Coliseum  
 Capacity: 8,700; Year Built: 1966  
 AD: Pete Boone  
 SID: Kyle Campbell

**MISSISSIPPI COL.**

Clinton, MS 39058.....IIII

Coach: Don Lofton, Mississippi Col.  
 1978

**2005-06 RESULTS (29-2)**

82 Carver Bible ■.....	59
91 Wesley (Miss.) ■.....	61
91 Sul Ross St. ■.....	68
94 Howard Payne ■.....	86
90 Concordia-Austin.....	71
64 Mary Hardin-Baylor.....	66
80 Hardin-Simmons ■.....	63
110 McMurry ■.....	87
88 Fisk ■.....	75
74 Texas Lutheran.....	56
71 Schreiner.....	57
102 LeTourneau.....	73
94 East Tex. Baptist.....	86
76 Texas-Dallas ■.....	66
67 Texas-Tyler ■.....	57

88 Louisiana Col.....	60
69 Austin ■.....	51
71 Ozarks (Ark.) ■.....	54
70 Austin.....	62
75 Ozarks (Ark.).....	67
71 LeTourneau.....	51
88 East Tex. Baptist ■.....	69
86 Louisiana Col. ■.....	65
76 Texas-Dallas.....	55
85 Texas-Tyler.....	73
91 Sul Ross St. †.....	72
90 McMurry †.....	79
74 Howard Payne.....	58
88 Maryville (Mo.) ■.....	58
69 Maryville (Tenn.) ■.....	51
64 Transylvania †.....	76

Nickname: Choctaws  
 Colors: Blue & Gold  
 Arena: A.E. Wood Coliseum  
 Capacity: 3,500; Year Built: 1979  
 AD: Mike Jones  
 SID: Chris Brooks

**MISSISSIPPI ST.**

Mississippi State, MS 39762.....I

Coach: Rick Stansbury, Campbellsville  
 1982

**2005-06 RESULTS (15-15)**

64 Chattanooga ■.....	48
68 Arkansas St. ■.....	63
53 Charlotte.....	38
75 Northwestern St. ■.....	76
46 Southeastern La. ■.....	57
67 New Orleans ■.....	59
82 Santa Clara ■.....	69
88 Troy ■.....	77
104 Jacksonville St. †.....	80
78 Liberty †.....	67
72 Akron †.....	83
76 Holy Cross †.....	75
63 George Mason ■.....	61
69 Arkansas ■.....	67
60 Florida.....	75
65 Mississippi.....	75
57 LSU ■.....	71
52 Vanderbilt.....	80
65 Tennessee ■.....	88
59 Alabama.....	65
66 Kentucky ■.....	81
71 Auburn ■.....	53
61 South Carolina.....	83
59 LSU.....	72
84 Mississippi ■.....	55
71 Auburn.....	75
83 Georgia ■.....	68
70 Arkansas.....	80
71 Alabama ■.....	58
44 South Carolina †.....	59

Nickname: Bulldogs  
 Colors: Maroon & White  
 Arena: Humphrey Coliseum  
 Capacity: 10,500; Year Built: 1975  
 AD: Larry Templeton  
 SID: David Rosinski

**MISSISSIPPI VAL.**

Itta Bena, MS 38941-1400.....I

Coach: James Green, Mississippi 1983

**2005-06 RESULTS (9-19)**

64 Wake Forest.....	78
40 UC Irvine †.....	94
53 Texas A&M.....	84
57 Montana †.....	81
63 North Dakota St. †.....	83
48 St. Mary's (Cal.).....	78
73 Concordia (Cal.) †.....	77
58 UTEP.....	74
53 Colgate †.....	64

68 Ark.-Pine Bluff ■.....	62
74 Alabama St.....	70
67 Alabama A&M.....	74
67 Alcorn St. ■.....	59
70 Southern U. ■.....	64
67 Texas Southern.....	65
67 Prairie View.....	62
51 Jackson St. ■.....	61
59 Grambling ■.....	64
48 Alabama St. ■.....	58
74 Alabama A&M ■.....	85
61 Alcorn St.....	78
60 Southern U.....	71
69 Texas Southern ■.....	62
73 Prairie View ■.....	71
61 Jackson St.....	67
62 Grambling.....	53
57 Ark.-Pine Bluff.....	68
49 Grambling †.....	50

Nickname: Delta Devils  
 Colors: Forest Green & White  
 Arena: Harrison HPER Complex  
 Capacity: 6,000; Year Built: 1970  
 AD: Lonza Hardy Jr.  
 SID: Roderick Masley

**MISSOURI**

Columbia, MO 65211-1050.....I

Coach: Quin Snyder, Duke 1989

**2005-06 RESULTS (12-16)**

77 Sam Houston St. ■.....	80
81 Northwestern St. ■.....	72
60 UMKC.....	42
63 Arkansas.....	66
73 Davidson.....	82
82 Tex. A&M-Corp. Chris ■.....	81
72 Furman ■.....	63
50 Illinois †.....	82
68 Eastern Ill. ■.....	56
74 Oakland ■.....	58
73 La.-Monroe ■.....	44
69 Oklahoma St. ■.....	61
71 Oklahoma.....	69
71 Colorado ■.....	74
89 Kansas ■.....	86
64 Kansas St.....	79
58 Iowa St. ■.....	82
52 Nebraska.....	65
53 Texas.....	66
55 Texas Tech.....	73
64 Baylor.....	90
74 Kansas St. ■.....	71
46 Kansas.....	79
51 Texas A&M ■.....	54
60 Colorado.....	78
78 Iowa St.....	85
64 Nebraska ■.....	63
64 Nebraska †.....	71

Nickname: Tigers  
 Colors: Old Gold & Black  
 Arena: Mizzou Arena  
 Capacity: 15,061; Year Built: 2004  
 AD: Michael F. Alden  
 SID: Sam Fleury

**UMKC**

Kansas City, MO 64110.....I

Coach: Rich Zvosec, Defiance 1983

**2005-06 RESULTS (14-14)**

74 Central Methodist ■.....	61
75 Central Mich. ■.....	65
42 Missouri.....	60
79 Longwood ■.....	69
71 Penn St.....	75
64 UNI.....	87
65 South Dakota St.....	72
55 Wichita St. ■.....	77
75 Valparaiso.....	62

67 Eastern Ill. ■	72
63 Southern Utah	97
80 Chicago St.	75
69 Centenary (La.) ■	63
72 Western Ill. ■	62
62 IUPUI ■	68
93 Oakland ■	91
63 North Dakota St.	87
59 IUPUI	95
70 Centenary (La.)	67
56 Oral Roberts ■	74
61 Utah Valley St.	63
82 Chicago St. ■	81
84 Oakland	81
79 Oral Roberts	86
98 Southern Utah ■	83
73 Valparaiso	70
77 Western Ill.	73
66 Chicago St. †	75

Nickname: Kangaroos  
 Colors: Blue & Gold  
 Arena: Municipal Auditorium  
 Capacity: 9,827; Year Built: 1936  
 AD: Robert W. Thomas  
 SID: James Allan

**MO.-ROLLA**

Rolla, MO 65409-0740 .....ll

Coach: Dale Martin, Central Mo. St.  
 1976

**2005-06 RESULTS (2-25)**

83 Lincoln (Mo.) ■	82
56 Arkansas St.	85
77 Harding	102
51 Central Ark.	61
79 Central Bible (Mo.) ■	63
55 Southern Ind. ■	70
65 Ky. Wesleyan ■	69
61 Mo.-St. Louis	71
71 Eckerd	90
61 Tampa	79
63 Harding ■	72
54 Wis.-Parkside	74
81 Lewis	104
55 Bellarmine ■	72
43 Northern Ky. ■	71
41 Quincy	60
29 SIU Edwardsville	62
50 Drury ■	69
53 Rockhurst ■	76
40 Indianapolis	74
58 St. Joseph's (Ind.)	91
64 Quincy ■	75
45 SIU Edwardsville ■	79
56 Drury	91
61 Rockhurst	72
60 Mo.-St. Louis ■	68
60 Southern Ind.	97

Nickname: Miners  
 Colors: Silver & Gold  
 Arena: Bullman Multi-Purpose  
 Capacity: 4,000; Year Built: 1969  
 AD: Mark Mullin  
 SID: John Kean

**MO.-ST. LOUIS**

St. Louis, MO 63121-4499 .....ll

Coach: Chris Pilz, Mo.-St. Louis 1991

**2005-06 RESULTS (14-13)**

70 Central Bible (Mo.) ■	57
92 Mo. Southern St. ■	84
70 Brescia ■	57
72 Arkansas Tech ■	69
65 Ky. Wesleyan ■	69
87 Southern Ind. ■	83
71 Mo.-Rolla ■	61
89 Blackburn ■	70
98 Harris-Stowe	85

73 Arkansas Tech	79
88 Lewis	91
77 Wis.-Parkside	88
67 Northern Ky. ■	64
92 Bellarmine ■	89
72 SIU Edwardsville	85
74 Quincy	98
97 Robert Morris-S'fiel ■	85
77 Rockhurst ■	69
68 Drury ■	74
85 St. Joseph's (Ind.)	107
85 Indianapolis	81
60 SIU Edwardsville ■	65
68 Quincy ■	75
81 Rockhurst	89
58 Drury	69
68 Mo.-Rolla	60
52 Southern Ind.	80

Nickname: Rivermen  
 Colors: Red & Gold  
 Arena: Mark Twain Building  
 Capacity: 4,736; Year Built: 1971  
 AD: Patricia A. Dolan  
 SID: Todd Addington

**MO. SOUTHERN ST.**

Joplin, MO 64801-1595 .....ll

Coach: Robert Corn, Mo. Southern St.  
 1978

**2005-06 RESULTS (12-16)**

87 Central Bible (Mo.) ■	66
67 Southwestern Okla. ■	53
84 Mo.-St. Louis	92
73 Mo. Baptist ■	84
74 Bemidji St. ■	60
84 Bacone ■	42
87 St. Joseph (Mt.) †	36
73 Hannibal-La Grange	52
70 Northeastern St.	73
73 Emporia St. ■	60
65 Seattle Pacific †	93
76 Drury †	67
70 Mo. Western St.	84
52 Truman	64
86 Pittsburg St.	84
50 Northwest Mo. St. ■	52
52 Central Mo. St.	79
56 Washburn ■	60
68 Southwest Baptist	64
63 Mo. Western St. ■	80
59 Southwest Baptist ■	75
75 Washburn	82
62 Central Mo. St. ■	54
64 Northwest Mo. St.	76
75 Pittsburg St. ■	63
67 Truman ■	68
73 Emporia St.	87
61 Central Mo. St. †	64

Nickname: Lions  
 Colors: Green & Gold  
 Arena: Leggett & Platt A.C.  
 Capacity: 3,240; Year Built: 1999  
 AD: Sallie Beard  
 SID: J.R. Belew

**MISSOURI ST.**

Springfield, MO 65897 .....l

Coach: Barry Hinson, Oklahoma St.  
 1983

**2005-06 RESULTS (22-9)**

87 Northern Ill. ■	51
97 Arkansas St.	80
101 Ga. Southern ■	55
95 Tex. A&M-Corp. Chris ■	75
88 Oral Roberts	76
85 Detroit ■	71
75 Arkansas	79
84 Arkansas St. ■	55

56 Creighton	78
97 Indiana St. ■	78
85 Drake	79
80 Evansville	65
62 UNI ■	72
70 Illinois St. ■	54
57 Wichita St.	81
71 Southern Ill. ■	63
62 Wichita St. ■	68
76 Bradley	86
80 Indiana St.	58
84 Drake ■	59
70 Bradley ■	62
64 Southern Ill.	66
66 UNI	63
71 Evansville ■	50
72 Wis.-Milwaukee	63
72 Illinois St.	61
60 Creighton ■	54
42 UNI †	57
76 Stanford ■	67
60 Houston ■	59
56 Louisville	74

Nickname: Bears  
 Colors: Maroon & White  
 Arena: Hammons Student Center  
 Capacity: 8,846; Year Built: 1976  
 AD: William L. Rowe Jr.  
 SID: Mark Stillwell

**MO. WESTERN ST.**

St. Joseph, MO 64507 .....ll

Coach: Tom Smith, Valparaiso 1967

**2005-06 RESULTS (17-11)**

107 Manhattan Chrst. ■	49
97 Baker ■	59
74 Rockhurst ■	69
74 Illinois Tech †	56
87 Haskell †	62
72 Neb.-Omaha ■	61
67 Ouachita Baptist †	74
66 West Fla.	82
89 Central Bible (Mo.) ■	48
60 Pittsburg St.	80
69 Cal St. San B'dino †	60
76 Central Okla. †	72
84 Mo. Southern St. ■	70
79 Emporia St. ■	82
84 Central Mo. St. ■	87
48 Northwest Mo. St.	63
69 Truman	49
74 Southwest Baptist	75
75 Washburn ■	71
80 Mo. Southern St.	63
61 Washburn	67
75 Southwest Baptist ■	77
80 Truman ■	57
70 Northwest Mo. St. ■	63
62 Central Mo. St.	71
99 Emporia St.	87
91 Pittsburg St. ■	65
49 Northwest Mo. St. †	72

Nickname: Griffons  
 Colors: Black & Gold  
 Arena: MWSU Fieldhouse  
 Capacity: 3,750; Year Built: 1981  
 AD: Mark Linder  
 SID: Brett King

**MOLLOY**

Rockville Centre, NY 11571 .....ll

Coach: Charles Marquardt, St. Joseph's  
 (Me.) 1986

**2005-06 RESULTS (12-16)**

74 Pace	105
65 Stonehill	79
72 Mercyhurst †	74
70 NJIT ■	74

62 Philadelphia U.	78
67 Adelphi ■	74
96 Mercy	84
76 Bridgeport	89
84 New Haven ■	60
71 Hartford	81
87 Dominican (N.Y.)	77
76 C.W. Post	81
75 NYIT	63
54 Dowling ■	52
71 C.W. Post ■	80
80 Concordia (N.Y.)	75
72 St. Thomas Aquinas	75
55 Adelphi	72
94 Mercy ■	83
87 Bridgeport ■	88
74 Queens (N.Y.)	78
76 St. Thomas Aquinas ■	61
77 New Haven	82
83 NYIT ■	56
75 Dowling	71
82 Queens (N.Y.) ■	80
93 Concordia (N.Y.) ■	87
71 Concordia (N.Y.) ■	77

Nickname: Lions  
 Colors: Maroon & White  
 Arena: Quealy Gymnasium  
 Capacity: 400; Year Built: 1955  
 AD: Susan Cassidy-Lyke  
 SID: Jen Mischke

**MONMOUTH**

West Long Branch, NJ 07764 .....l

Coach: Dave Calloway, Monmouth 1991

**2005-06 RESULTS (19-15)**

66 San Francisco	70
80 Southern Ill. †	68
56 South Carolina †	62
54 Oral Roberts †	62
67 Rider ■	75
60 St. Peter's	73
45 Seton Hall	61
57 Lehigh	71
41 Princeton	21
73 Sacred Heart ■	64
56 Hartford	54
49 Drexel ■	53
66 St. Francis (N.Y.)	59
75 Robert Morris ■	87
55 St. Francis (Pa.) ■	53
61 Central Conn. St.	57
85 Quinnipiac	82
54 Mt. St. Mary's ■	64
80 Quinnipiac ■	74
65 Robert Morris	73
74 St. Francis (Pa.)	56
63 Central Conn. St. ■	48
74 Wagner	58
72 Long Island	78
61 Wagner ■	55
69 Mt. St. Mary's	75
96 Fairleigh Dickinson ■	89
74 St. Francis (N.Y.) ■	68
62 Fairleigh Dickinson	79
74 Long Island ■	63
62 Central Conn. St.	48
49 Fairleigh Dickinson	48
71 Hampton †	49
45 Villanova †	58

Nickname: Hawks  
 Colors: Midnight Blue & White  
 Arena: Boylan Gymnasium  
 Capacity: 2,500; Year Built: 1965  
 AD: Marilyn A. McNeil  
 SID: Thomas Dick

**MONMOUTH (ILL.)**

Monmouth, IL 61462-1998 .....III

Coach: Terry Glasgow, Parsons 1966

**2005-06 RESULTS (8-13)**

61 Central Mo. St. ....	90
100 Eureka ■ ....	68
75 Westminster (Mo.) ■ ....	63
89 MacMurray ■ ....	83
83 Ripon ■ ....	90
75 Beloit ■ ....	86
87 Aurora ■ ....	80
77 Lake Forest .....84	
125 Grinnell ■ ....	128
62 St. Norbert .....67	
77 Carroll (Wis.).....89	
79 Knox .....80	
70 Illinois Col. ■ ....60	
68 Lawrence ■ ....75	
71 St. Norbert ■ .....58	
113 Grinnell .....123	
62 Beloit .....60	
99 Ripon .....102	
65 Knox .....69	
69 Lake Forest ■ ....63	
61 Illinois Col. ....67	

Nickname: Fighting Scots  
 Colors: Red & White  
 Arena: Glennie Gymnasium  
 Capacity: 1,600; Year Built: 1982  
 AD: Terry L. Glasgow  
 SID: Barry McNamara, Dan Nolan

**MONTANA**

Missoula, MT 59812-1291 .....I

Coach: Larry Krysikowiak, Montana 1996

**2005-06 RESULTS (24-7)**

69 Boise St. ....	90
81 Loyola Marymount .....75	
86 Western Ore. ■ .....57	
75 Utah Valley St. ■ .....59	
88 Stanford ■ .....69	
79 Loyola Marymount ■ .....61	
81 Mississippi Val. † .....57	
78 Drake .....72	
110 Western Mont. ■ .....71	
77 UC Riverside.....67	
67 Santa Clara .....56	
74 Wis.-Milwaukee ■ .....78	
80 Idaho St. ■ .....76	
71 Weber St. ■ .....65	
80 Montana St. ....64	
80 Northern Ariz. ....83	
73 Sacramento St. ....71	
98 Portland St. ■ .....77	
78 Eastern Wash. ■ .....72	
67 Weber St. ....72	
70 Idaho St. ....95	
70 Montana St. ■ .....61	
84 Sacramento St. ■ .....79	
88 Oral Roberts ■ .....74	
68 Eastern Wash. ....46	
92 Portland St. ....93	
96 Northern Ariz. ■ .....83	
73 Eastern Wash. † .....71	
73 Northern Ariz. ....60	
87 Nevada † .....79	
56 Boston College † .....69	

Nickname: Grizzlies  
 Colors: Maroon and Silver  
 Arena: Adams Center/Dahlberg Arena  
 Capacity: 7,500; Year Built: 1953  
 AD: Jim O'Day  
 SID: Dave Guffey

**MONTANA ST.**

Bozeman, MT 59717-3380 .....I

Coach: Mick Durham, Montana St. 1979

**2005-06 RESULTS (15-15)**

64 Ill.-Chicago † .....69	
62 Alas. Fairbanks .....65	
82 Lamar † .....92	
84 Wayland Baptist ■ ....60	
83 Northern Colo. ....69	
66 Denver .....69	
78 Carroll (Mont.) ■ .....75	
73 Wis.-Green Bay .....75	
67 Wyoming † .....80	
70 Portland ■ .....68	
84 Denver ■ .....76	
75 North Dakota St. ■ .....76	
75 San Jose St. ■ .....71	
78 South Dakota St. ■ .....73	
81 Weber St. ■ .....65	
84 Idaho St. ■ .....72	
64 Montana ■ .....80	
78 Sacramento St. ....75	
72 Northern Ariz. ....78	
82 Eastern Wash. ■ .....70	
69 Portland St. ■ .....68	
98 Idaho St. ....87	
56 Weber St. ....67	
61 Montana .....70	
73 Northern Ariz. ■ .....82	
79 Idaho ■ .....69	
59 Portland St. ....82	
53 Eastern Wash. ....87	
75 Sacramento St. ■ .....70	
70 Sacramento St. ■ .....71	

Nickname: Bobcats  
 Colors: Blue & Gold  
 Arena: Worthington Arena  
 Capacity: 7,250; Year Built: 1956  
 AD: Peter Fields  
 SID: Bill Lamberty

**MONT. ST.-BILLINGS**

Billings, MT 59101-0298 .....II

Coach: Craig Carse, Bethany (W.V.) 1978

**2005-06 RESULTS (20-8)**

120 Johnson & Wales (CO) ■ .....67	
111 Minot St. ■ .....79	
102 Rocky Mountain ■ .....92	
100 Rocky Mountain .....76	
118 Emporia St. ■ .....110	
79 East Central † .....85	
78 Tex. A&M-Kingsville .....93	
122 Western N.M. ■ .....97	
88 Okla. Panhandle ■ .....77	
90 Okla. Panhandle ■ .....89	
72 Incarnate Word .....64	
72 Incarnate Word .....67	
90 St. Mary's (Tex.) .....80	
93 Lincoln (Mo.) .....66	
75 Emporia St. ....115	
136 St. Edward's ■ .....101	
128 Lincoln (Mo.) ■ .....82	
99 Lincoln (Mo.) ■ .....85	
95 St. Edward's .....105	
82 St. Edward's .....79	
70 Incarnate Word ■ .....65	
94 St. Mary's (Tex.) ■ .....87	
107 St. Mary's (Tex.) ■ .....76	
60 Okla. Panhandle .....80	
85 Western N.M. ....96	
77 Western N.M. ....85	
80 Okla. Panhandle ■ .....67	
77 St. Edward's .....83	

Nickname: Yellowjackets  
 Colors: Cobalt Blue & Yellow  
 Arena: Alterowitz Gymnasium  
 Capacity: 3,500; Year Built: 1961

AD: Gary R. Gray  
 SID: Travis Elam

**MONTCLAIR ST.**

Montclair, NJ 07043 .....III

Coach: Ted Fiore, Seton Hall 1962

**2005-06 RESULTS (13-12)**

82 Newport News † .....52	
63 Alvernia .....66	
89 New Jersey City ■ .....82	
49 Wm. Paterson.....59	
72 Rutgers-Newark .....77	
90 Ramapo ■ .....94	
89 Staten Island ■ .....65	
67 Bridgewater St. ■ .....68	
80 Plattsburgh St. ■ .....61	
96 Rutgers-Camden .....80	
98 Rowan .....87	
64 TCNJ .....60	
66 Richard Stockton ■ .....80	
93 Rowan ■ .....85	
73 Kean ■ .....77	
84 Lincoln (Pa.) † .....100	
67 Brooklyn † .....54	
53 Wm. Paterson ■ .....55	
59 Rutgers-Newark ■ .....71	
74 Ramapo .....68	
91 Rutgers-Camden ■ .....69	
60 New Jersey City .....82	
65 Richard Stockton .....61	
77 TCNJ ■ .....68	
66 Kean .....87	

Nickname: Red Hawks  
 Colors: Scarlet & White  
 Arena: Panzer Gymnasium  
 Capacity: 1,200; Year Built: 1954  
 AD: Holly P. Gera  
 SID: Mike Scala

**MONTEVALLO**

Montevallo, AL 35115-6001 .....II

Coach: Danny Young, Grand Canyon 1990

**2005-06 RESULTS (29-5)**

89 Freed-Hardeman ■ .....64	
80 Virginia St. ■ .....68	
82 Albany St. (Ga.) ■ .....60	
70 Stillman ■ .....62	
116 Tuskegee ■ .....59	
60 Shaw ■ .....48	
77 Tuskegee .....69	
51 Virginia St. ....47	
59 Presbyterian † .....52	
73 Lenoir-Rhyne † .....55	
62 Stillman .....69	
67 Minn. Duluth † .....55	
71 Ferris St. † .....58	
75 North Ala. ....72	
59 Ala.-Huntsville .....55	
68 West Ga. ■ .....64	
88 Lincoln Memorial ■ .....67	
92 West Fla. ....67	
79 Valdosta St. ■ .....75	
74 West Ala. ....86	
83 West Ga. ....76	
85 Lincoln Memorial .....76	
70 Ala.-Huntsville ■ .....60	
80 North Ala. ■ .....81	
90 West Fla. ■ .....61	
90 Valdosta St. ....80	
87 West Ala. ■ .....62	
75 West Ga. † .....72	
80 Ark.-Monticello † .....71	
67 Delta St. † .....71	
69 Benedict † .....59	
81 Rollins † .....68	
89 Ark.-Monticello † .....86	
65 Seattle Pacific † .....79	

Nickname: Falcons  
 Colors: Purple & Gold  
 Arena: Student Activity Center  
 Capacity: 2,000; Year Built: 2004  
 AD: Dennis S. Toney  
 SID: Alfred Kojima

**MORAVIAN**

Bethlehem, PA 18018-6650 .....III

Coach: Jim Walker, Gettysburg 1965

**2005-06 RESULTS (9-16)**

58 Gettysburg .....64	
85 Neumann † .....70	
67 DeSales.....94	
68 Albright ■ .....78	
75 Muhlenberg ■ .....82	
70 Juniata .....100	
73 Drew .....64	
74 Scranton ■ .....82	
66 Kean .....80	
85 Dickinson ■ .....57	
78 Delaware Valley ■ .....61	
66 Hood ■ .....76	
96 FDU-Florham ■ .....62	
71 Lebanon Valley .....86	
72 Susquehanna ■ .....78	
60 Widener .....75	
76 Elizabethtown .....86	
67 Messiah ■ .....80	
81 Juniata ■ .....72	
71 Albright.....86	
70 Susquehanna.....83	
81 Lebanon Valley ■ .....61	
75 Messiah .....68	
60 Widener ■ .....64	
74 Elizabethtown ■ .....70	

Nickname: Greyhounds  
 Colors: Blue & Grey  
 Arena: Johnston Hall  
 Capacity: 1,200; Year Built: 1952  
 AD: Paul R. Mayer  
 SID: Mark Fleming

**MOREHEAD ST.**

Morehead, KY 40351-1689 .....I

Coach: Kyle Macy, Kentucky 1980

**2005-06 RESULTS (4-23)**

123 Ky. Christian ■ .....83	
41 Dayton .....67	
42 Texas Tech .....76	
59 Md.-East. Shore ■ .....65	
55 Austin Peay .....66	
40 Murray St. ....92	
67 Tenn.-Martin ■ .....80	
56 Eastern Ill. ■ .....57	
61 Connecticut .....129	
70 East Tenn. St. ....82	
49 Tennessee St. ....76	
52 Tennessee Tech .....61	
63 Eastern Ky. ■ .....65	
66 Tenn.-Martin.....71	
64 Samford ■ .....65	
65 Jacksonville St. ■ .....88	
60 Southeast Mo. St. ....55	
65 Eastern Ill. ....80	
66 Tennessee Tech ■ .....69	
78 Eastern Ky. ....66	
62 Southeast Mo. St. ■ .....59	
56 Murray St. ■ .....71	
68 Jacksonville St. ....77	
52 Samford .....76	
76 Central Mich. ....87	
75 Tennessee St. ■ .....83	
48 Austin Peay ■ .....80	

Nickname: Eagles  
 Colors: Blue & Gold  
 Arena: Ellis T. Johnson Arena  
 Capacity: 6,500; Year Built: 1981

AD: Brian Hutchinson  
SID: Randy Stacy

**MOREHOUSE**

Atlanta, GA 30314.....II

Coach: Grady L. Brewer, Morehouse  
1980

**2005-06 RESULTS (16-12)**

73 Elizabeth City St. ■	71
67 GC&SU †	83
73 Columbus St. †	82
84 Tuskegee ■	53
81 Miles ■	71
64 Wiley †	66
63 Claffin †	59
91 Lincoln (Mo.) †	85
59 Kentucky St.	62
67 Lane	66
51 Benedict ■	60
76 Paine ■	80
73 Miles	58
70 LeMoyne-Owen	68
69 Kentucky St. ■	60
67 Lane ■	68
85 Paine	88
73 Tuskegee	63
87 Clark Atlanta ■	73
65 Albany St. (Ga.)	61
70 Fort Valley St.	76
61 Benedict	71
79 Fort Valley St. ■	72
62 Albany St. (Ga.) ■	66
82 Clark Atlanta	70
96 LeMoyne-Owen ■	72
71 Fla. Gulf Coast	68
84 Tuskegee †	88

Nickname: Maroon Tigers  
Colors: Maroon & White  
Arena: Frank L. Forbes Arena  
Capacity: 6,000; Year Built: 1996  
AD: Andre' Pattillo  
SID: Yusuf Davis

**MORGAN ST.**

Baltimore, MD 21251.....II

Coach: Butch Beard, Louisville 1969

**2005-06 RESULTS (4-26)**

51 Washington	118
49 UNC Greensboro †	62
51 Northern Ariz. †	71
51 Miami (Fla.)	83
49 Virginia Tech	77
66 Towson	71
38 Maine	74
47 Navy ■	73
75 George Washington ■	102
46 Seton Hall	93
49 Florida	92
42 Florida A&M	75
41 Bethune-Cookman †	58
47 Hampton	80
53 Norfolk St. ■	81
44 South Carolina St.	75
42 N.C. A&T	60
67 Md.-East. Shore ■	76
79 Howard ■	75
79 Florida A&M ■	87
81 Bethune-Cookman ■	78
48 Hampton	81
63 Norfolk St.	59
51 South Carolina St. ■	60
52 N.C. A&T ■	56
67 Md.-East. Shore	60
59 Howard	72
43 Delaware St. ■	52
63 Coppin St.	67
51 Hampton †	63

Nickname: Bears

Colors: Blue & Orange  
Arena: Hill Field House  
Capacity: 6,500; Year Built: 1975  
AD: Floyd Kerr  
SID: Leonard L. Haynes IV.

**MT. ALOYSIUS**

Cresson, PA 16630.....III

Coach: Lance Loya, S.C. Upstate

**2005-06 RESULTS (12-13)**

101 Ashford ■	89
104 Waynesburg ■	90
89 Hood ■	109
108 Lancaster Bible	93
86 Penn St.-Altoona	80
78 Waynesburg	106
106 Valley Forge Chrst. ■	91
99 Pitt-Bradford	112
88 Penn St.-Behrend	93
75 Lake Erie ■	102
93 La Roche ■	80
113 Pitt-Greensburg ■	112
88 Hilbert	106
107 Medaille	78
83 Frostburg St.	107
98 Penn St.-Altoona ■	89
82 Pitt-Greensburg	97
63 Penn St.-Behrend ■	80
96 Pitt-Bradford ■	82
92 Frostburg St. ■	107
81 La Roche	110
71 Lake Erie	94
78 Pitt-Johnstown	109
119 Medaille ■	110
106 Hilbert ■	104

Nickname: Mounties  
Colors: Blue & silver  
Arena: Health & Physical Fitness Center  
Capacity: 1,800  
AD: Timothy Kelly  
SID: To be named

**MOUNT IDA**

Newton, MA 02459-3323.....III

Coach: Rico Cabral, Boston St. 1976

**2005-06 RESULTS (7-18)**

95 Rhode Island Col. †	107
79 Mass. Liberal Arts †	90
65 Wentworth Inst.	99
73 Bridgewater St. ■	93
76 Eastern Nazarene ■	58
68 Lasell	71
73 Emmanuel (Mass.) ■	92
49 MIT	62
74 Johnson St. ■	78
77 Castleton St. ■	80
55 New England	68
79 Elms	111
85 Me.-Farmington ■	76
94 Thomas ■	79
45 Gordon ■	72
62 Mitchell	65
78 Lesley	81
94 Becker	80
65 Maine Maritime ■	70
62 Husson ■	88
90 Mitchell ■	68
62 Husson	96
76 Maine Maritime	62
74 Me.-Farmington	81
110 Thomas	97

Nickname: Mustangs  
Colors: Green & White  
Arena: Mount Ida College Athletic Center  
Capacity: 500; Year Built: 1999  
AD: Jacqueline Palmer  
SID: Mike Raposo

**MOUNT OLIVE**

Mount Olive, NC 28365.....II

Coach: Bill Clingan, Northeastern St.

**2005-06 RESULTS (25-7)**

111 Lees-McRae ■	67
105 Chowan ■	75
74 Francis Marion ■	58
80 Queens (N.C.)	95
65 Limestone	59
85 Concord ■	77
82 St. Andrews ■	58
89 Chowan ■	62
87 Charleston (W.V.) †	80
90 West Virginia St.	99
90 Anderson (S.C.) ■	65
82 Barton	87
76 Erskine ■	63
102 Belmont Abbey ■	50
101 Lees-McRae ■	73
71 Coker	58
87 Pfeiffer	74
97 Limestone ■	82
69 St. Andrews	72
93 Anderson (S.C.)	79
78 Barton ■	85
69 Queens (N.C.) ■	43
77 Coker ■	57
75 Belmont Abbey	72
69 Erskine	67
105 Pfeiffer ■	89
90 Lees-McRae	80
101 Lees-McRae ■	74
105 Pfeiffer ■	102
100 Barton ■	102
86 Shippensburg †	83
79 Barton	82

Nickname: Trojans  
Colors: Green & White  
Arena: Korneyag Arena  
Capacity: 1,500; Year Built: 1984  
AD: Jeffrey M. Eisen  
SID: David Shulimson

**MT. ST. JOSEPH**

Cincinnati, OH 45233-1670....III

Coach: Larry Cox, Hanover 1981

**2005-06 RESULTS (16-11)**

87 Southern Vt. ■	60
72 John Carroll ■	73
83 Cin.-Clermont ■	69
70 Capital	59
66 Earlham	54
91 Thomas More ■	67
79 Kenyon ■	69
67 Maryville (Mo.) †	70
58 Menlo †	63
66 Wilmington (Ohio)	71
69 Anderson (Ind.)	74
65 Manchester	81
106 Cincinnati Christian ■	69
86 Transylvania ■	77
66 Defiance ■	64
105 Bluffton	93
77 Franklin	93
71 Hanover ■	61
74 Manchester ■	71
59 Transylvania	73
68 Defiance	54
65 Bluffton ■	63
70 Franklin ■	81
90 Hanover	99
88 Anderson (Ind.) ■	58
67 Manchester ■	55
79 Transylvania	83

Nickname: Lions  
Colors: Blue & Gold  
Arena: Harrington Center  
Capacity: 2,000; Year Built: 1998

AD: Steven F. Radcliffe  
SID: Dane Neumeister

**MT. ST. MARY (N.Y.)**

Newburgh, NY 12550.....III

Coach: Duane Davis, Empire St. 1969

**2005-06 RESULTS (22-7)**

109 St. Joseph's (Brkln) ■	106
90 City Tech ■	68
57 New Paltz St.	63
100 York (N.Y.) ■	89
82 Bard †	49
83 Rensselaer ■	69
65 Yeshiva	71
66 Briarcliffe ■	56
99 Westminster (Pa.) †	95
92 Marywood †	78
99 Centenary (N.J.) ■	75
93 Stevens Institute	73
82 CCNY	67
102 Manhattanville ■	81
115 Mt. St. Vincent	89
124 Centenary (N.J.)	89
95 Maritime (N.Y.)	71
83 Stevens Institute ■	69
85 Yeshiva	76
89 Farmingdale ■	109
86 Mt. St. Vincent ■	89
91 St. Joseph's (L.I.) ■	82
76 Manhattanville	88
66 Old Westbury ■	63
79 Merchant Marine	70
81 Yeshiva ■	70
85 Manhattanville	89
97 Rutgers-Newark ■	91
57 Kean ■	93

Nickname: Blue Knights  
Colors: Royal Blue, Black & White  
Arena: Elaine & William Kaplan  
Recreation Center  
Capacity: 1,500; Year Built: 1992  
AD: John J. Wright  
SID: Caitlin Hayes

**MT. ST. MARY'S**

Emmitsburg, MD 21727-7799....I

Coach: Milan Brown, Howard 1993

**2005-06 RESULTS (13-17)**

62 Virginia Tech	74
62 Binghamton ■	53
57 Old Dominion	80
51 La Salle	73
71 Loyola (Md.) ■	76
60 American	80
68 Fairleigh Dickinson ■	71
61 Akron †	74
63 Liberty †	59
74 Chattanooga †	85
53 Penn St.	65
63 Lafayette ■	76
73 Long Island	57
60 St. Francis (N.Y.)	43
84 St. Francis (Pa.)	56
78 Sacred Heart ■	69
64 Monmouth	54
57 Central Conn. St. ■	59
62 Quinnipiac	68
58 Central Conn. St.	68
60 Robert Morris	59
71 St. Francis (Pa.) ■	56
54 Sacred Heart	57
58 Fairleigh Dickinson	69
62 Long Island ■	61
75 Monmouth ■	69
82 Quinnipiac ■	78
64 Robert Morris	62
66 Wagner ■	77
66 Robert Morris ■	67



Nickname: Mountaineers  
 Colors: Blue & White  
 Arena: Knott Arena  
 Capacity: 3,121; Year Built: 1987  
 AD: Harold P. Menninger  
 SID: Mark Vandergriff

**MT. ST. VINCENT**

Riverdale, NY 10471-1093 .....III

Coach: Michael Murphy

**2005-06 RESULTS (9-16)**

108	Pratt ■	42
82	York (N.Y.)	91
68	Baruch ■	85
91	Lehman ■	71
109	Centenary (N.J.) ■	75
77	Westfield St. ■	96
62	Old Westbury	86
52	Rutgers-Newark ■	87
54	Yeshiva	76
59	Manhattanville ■	106
71	New York U. ■	78
76	St. Joseph's (L.I.)	86
93	Centenary (N.J.)	69
82	Merchant Marine ■	77
72	Polytechnic (N.Y.)	68
89	Mt. St. Mary (N.Y.) ■	115
59	Stevens Institute	76
77	FDU-Florham	71
85	Maritime (N.Y.) ■	79
89	Mt. St. Mary (N.Y.)	86
73	Stevens Institute ■	86
83	Medgar Evers	92
79	Farmingdale	91
84	Manhattanville	100
76	Yeshiva ■	79

Nickname: Dolphins  
 Colors: Blue, White & Gold  
 Arena: Cardinal Hayes Gymnasium  
 Capacity: 450; Year Built: 1910  
 AD: Cathy Ingram  
 SID: Michael Spinner

**MOUNT UNION**

Alliance, OH 44601 .....III

Coach: Lee Hood, Ohio Northern 1982

**2005-06 RESULTS (7-19)**

89	St. Lawrence †	79
62	Penn St.-Behrend	73
43	Lake Erie	60
68	Ohio Wesleyan †	76
46	Hanover	54
63	Ohio Northern	89
53	Muskingum	51
67	Capital ■	68
63	Otterbein	73
62	York (Pa.)	83
90	Whitman †	98
64	Baldwin-Wallace ■	77
90	Heidelberg ■	87
83	Marietta	77
58	Wilmington (Ohio) ■	56
66	John Carroll	96
68	Heidelberg	77
71	Marietta ■	76
65	Wilmington (Ohio)	72
72	John Carroll ■	82
72	Ohio Northern ■	76
68	Baldwin-Wallace	82
58	Capital	66
59	Muskingum ■	39
75	Otterbein ■	72
84	Baldwin-Wallace	96

Nickname: Purple Raiders  
 Colors: Purple & White  
 Arena: Timken PE Building  
 Capacity: 2,200; Year Built: 1970  
 AD: Larry Kehres  
 SID: Michael De Matteis

**MUHLENBERG**

Allentown, PA 18104-5586 .....III

Coach: Dave Madeira, Concord 1969

**2005-06 RESULTS (14-12)**

81	Staten Island ■	68
72	Oneonta St. ■	62
83	Arcadia ■	60
63	Haverford	66
82	Moravian	75
56	Johns Hopkins	69
60	Swarthmore ■	42
86	Washington (Md.)	97
49	TCNJ	65
70	Lehigh	80
84	Gettysburg ■	58
82	Frank. & Marsh. ■	70
72	McDaniel	80
60	Johns Hopkins ■	70
56	Ursinus	76
81	Washington (Md.) ■	56
85	Dickinson ■	66
52	Gettysburg	58
99	Haverford ■	59
64	Frank. & Marsh.	65
72	DeSales	70
95	Swarthmore	43
81	McDaniel ■	59
72	Dickinson	73
74	Ursinus ■	70
79	Washington (Md.)	85

Nickname: Mules  
 Colors: Cardinal & Grey  
 Arena: Memorial Hall  
 Capacity: 3,529; Year Built: 1954  
 AD: Samuel T. Beidleman  
 SID: Mike Falk

**MURRAY ST.**

Murray, KY 42071-3318 .....I

Coach: Mick Cronin, Cincinnati 1997

**2005-06 RESULTS (24-7)**

75	Cincinnati	79
76	Campbellsville ■	51
53	Tennessee †	64
89	UTSA	79
80	Eastern Ky. ■	51
92	Morehead St. ■	40
91	Jacksonville St.	72
50	Samford	61
53	Southern Ill. ■	57
83	Rice ■	65
75	Tennessee St. ■	67
81	Southeast Mo. St. ■	68
66	Eastern Ill. ■	65
67	Austin Peay ■	56
54	Eastern Ill.	59
79	Tenn.-Martin	73
55	Tennessee Tech ■	51
76	Southeast Mo. St.	69
59	Samford ■	38
69	Austin Peay	68
78	Jacksonville St. ■	72
62	Eastern Ky.	45
71	Morehead St.	56
77	Tennessee St.	52
72	Ill.-Chicago ■	68
66	Tennessee Tech	70
81	Tenn.-Martin ■	63
65	Tenn.-Martin ■	52
69	Jacksonville St. †	64
74	Samford †	57
65	North Carolina †	69

Nickname: Racers  
 Colors: Navy & Gold  
 Arena: Regional Special Events Center  
 Capacity: 8,600; Year Built: 1998  
 AD: Allen Ward  
 SID: Dave Winder

**MUSKINGUM**

New Concord, OH 43762 .....III

Coach: Geno Ford, Ohio 1997

**2005-06 RESULTS (17-9)**

148	Redlands †	125
56	Shenandoah	55
77	Denison †	78
85	Kenyon	66
55	Capital	53
51	Mount Union ■	53
86	Baldwin-Wallace	98
78	Heidelberg	68
93	Waynesburg ■	77
65	Bethany (W.V.) ■	70
99	Marietta ■	86
64	Otterbein ■	59
80	Wilmington (Ohio)	74
75	John Carroll ■	57
64	Ohio Northern ■	58
65	Otterbein	71
83	Wilmington (Ohio) ■	67
66	Ohio Northern	70
79	Capital ■	71
63	John Carroll	54
80	Marietta	77
73	Baldwin-Wallace ■	82
39	Mount Union	59
113	Heidelberg ■	73
81	Otterbein ■	62
64	Ohio Northern †	80

Nickname: Fighting Muskies  
 Colors: Black & Magenta  
 Arena: Muskingum Recreation Center  
 Capacity: 3,000; Year Built: 1986  
 AD: Larry Shank  
 SID: Tom Caudill

**NAVY**

Annapolis, MD 21402-5000 .....I

Coach: Billy Lange, Rowan 1994

**2005-06 RESULTS (10-18)**

49	Georgetown ■	72
57	Ark.-Little Rock	61
55	Air Force ■	64
73	Penn	86
82	Howard †	73
73	Morgan St.	47
106	Washington (Md.) ■	80
70	Yale	73
73	Brown	64
86	Susquehanna ■	54
84	Citadel	70
82	UMBC ■	95
52	Bucknell ■	74
58	Lehigh	65
67	Lafayette	80
71	Longwood ■	65
73	Army ■	80
77	American ■	68
47	Bucknell	81
67	Holy Cross ■	81
67	Army	62
49	Lehigh ■	74
89	Lafayette ■	69
62	Holy Cross	72
60	Colgate	63
48	American	65
72	Colgate ■	80
50	Holy Cross	78

Nickname: Midshipmen  
 Colors: Navy Blue & Gold  
 Arena: Alumni Hall  
 Capacity: 5,710; Year Built: 1991  
 AD: Chester S. Gladchuk  
 SID: Scott Strassemeier

**NAZARETH**

Rochester, NY 14618-3790 .....III

Coach: Mike Daley, St. Bonaventure 1966

**2005-06 RESULTS (8-17)**

92	Pitt.-Bradford †	72
73	Buffalo St.	83
58	Rochester ■	64
68	Pitt.-Bradford	67
66	Oswego St.	68
66	Old Westbury	70
61	Otterbein	85
89	Thomas More †	83
76	Elmira	66
62	Ithaca	71
63	Rochester ■	72
61	Keuka †	73
85	Rochester Inst.	91
89	Alfred	74
62	St. John Fisher	60
69	Rochester Inst.	73
51	Utica ■	59
67	Hartwick ■	68
95	Ithaca ■	88
94	Elmira	55
68	Rochester Inst. ■	78
72	Hartwick	79
74	Utica	98
64	St. John Fisher ■	67
85	Alfred ■	88

Nickname: Golden Flyers  
 Colors: Purple & Gold  
 Arena: Robert A. Kidera Gym  
 Capacity: 1,200; Year Built: 1976  
 AD: Peter Bothner  
 SID: Joe Seil

**NEBRASKA**

Lincoln, NE 68508-0219 .....I

Coach: Barry Collier, Butler 1976

**2005-06 RESULTS (19-14)**

80	Longwood ■	65
73	Yale ■	64
59	Louisiana Tech ■	56
69	Southeast Mo. St. ■	54
84	Marquette ■	74
72	UAB ■	73
76	South Dakota St. ■	67
44	Creighton	70
76	Chicago St. ■	65
107	N.C. A&T ■	57
67	Alabama A&M ■	60
60	Florida St. †	74
60	Northern Colo. ■	50
59	Oklahoma ■	58
57	Kansas St.	42
75	Iowa St. ■	88
54	Kansas	96
59	Colorado	81
65	Missouri ■	52
59	Oklahoma St.	57
60	Baylor ■	45
48	Kansas ■	69
59	Texas	78
73	Iowa St.	63
64	Texas Tech ■	70
93	Colorado ■	77
55	Texas A&M	66
64	Kansas St. ■	66
63	Missouri	64
71	Missouri †	64
69	Oklahoma †	63
65	Kansas †	79
62	Hofstra	73

Nickname: Cornhuskers, Huskers  
 Colors: Scarlet & Cream  
 Arena: Bob Devaney Sports Center  
 Capacity: 13,595; Year Built: 1976

AD: Steven C. Pederson  
SID: Jerry Trickie

**NEB. WESLEYAN**

Lincoln, NE 68504-2796 .....III

Coach: Mark Franzen, Wartburg 1994

**2005-06 RESULTS (10-17)**

73 St. Scholastica	58
68 Martin Luther †	58
65 Concordia (Neb.) ■	49
75 UC Santa Cruz ■	71
88 St. Scholastica ■	72
59 Hastings	78
82 Morningside ■	88
70 Dana ■	74
55 Sioux Falls	76
73 Whitworth †	76
64 Cal Lutheran	60
51 Doane	64
88 Northwestern (Iowa)	99
59 Midland Lutheran ■	56
64 Briar Cliff ■	66
66 Concordia (Neb.)	60
45 Dordt	59
53 Hastings ■	70
63 Mt. Marty ■	71
78 Doane ■	80
79 Briar Cliff	93
54 Dakota Wesleyan ■	73
83 Dana	93
47 Midland Lutheran	68
72 Colorado Col. ■	61
67 UC Santa Cruz	62
67 Chapman †	76

Nickname: Prairie Wolves  
Colors: Gold, Brown & Black  
Arena: Snyder Arena  
Capacity: 2,350; Year Built: 1995  
AD: Ira Zeff  
SID: Karl Skinner

**NEB.-KEARNEY**

Kearney, NE 68849 .....II

Coach: Tom Kropp, Neb.-Kearney 1976

**2005-06 RESULTS (23-8)**

82 Augustana (S.D.) ■	71
74 Wayne St. (Neb.)	76
92 Dana ■	76
91 York (Neb.) ■	79
73 Doane	76
59 Neb.-Omaha	71
90 Colorado St.-Pueblo	81
70 Mesa St. ■	54
80 Western St. ■	56
78 Fort Lewis	77
73 Adams St.	61
84 Bellevue ■	64
85 N.M. Highlands ■	51
94 UC-Colo. Spgs. ■	76
72 Fort Hays St. ■	74
78 Chadron St. ■	71
88 Wayne St. (Neb.) ■	74
79 Metro St.	89
85 Regis (Colo.)	68
72 Colorado Mines ■	62
91 Colo. Christian ■	84
87 Regis (Colo.) ■	67
85 Metro St. ■	75
80 Colo. Christian	77
57 Colorado Mines	70
74 Chadron St.	76
70 Fort Hays St.	66
80 Adams St. ■	65
74 Colorado Mines †	61
71 Metro St. †	68
70 Minn. St. Mankato †	82

Nickname: Antelopes, Lopers  
Colors: Royal Blue & Light Old Gold

Arena: Health & Sports Center  
Capacity: 6,000; Year Built: 1990  
AD: Jon McBride  
SID: Peter Yazvac

**NEB.-OMAHA**

Omaha, NE 68182 .....II

Coach: Derrin Hansen, Neb. Wesleyan 1991

**2005-06 RESULTS (15-16)**

89 Presbyterian †	75
71 Southern Ind. †	76
66 Alas. Anchorage †	79
52 Colorado Mines	55
73 Mesa St. †	88
94 Missouri Valley ■	59
73 Colorado St.-Pueblo ■	47
68 Okla. Panhandle ■	48
61 Mo. Western St.	72
71 Neb.-Kearney ■	59
84 York (Neb.) ■	34
75 Peru St. ■	48
80 Central St. (Ohio) †	54
60 Truman †	64
57 Concordia-St. Paul	62
76 Doane ■	65
68 Augustana (S.D.)	64
65 North Dakota	73
62 North Dakota ■	69
85 Upper Iowa	67
87 South Dakota ■	80
99 Upper Iowa ■	77
81 St. Cloud St. ■	83
76 South Dakota	85
72 Augustana (S.D.) ■	77
64 St. Cloud St.	83
57 Minn. St. Mankato	85
51 Minn. Duluth	69
66 Minn. Duluth ■	58
68 Minn. St. Mankato ■	64
84 St. Cloud St.	96

Nickname: Mavericks  
Colors: Black & Crimson  
Arena: UNO Fieldhouse  
Capacity: 3,500; Year Built: 1950  
AD: David Herbster  
SID: Gary Anderson

**NEUMANN**

Aston, PA 19014-1298 .....III

Coach: Brian Nugent, Temple 1993

**2005-06 RESULTS (9-17)**

52 Rensselaer †	61
70 Moravian †	85
73 Marywood ■	59
55 Elizabethtown	83
69 Cabrini ■	68
67 N.C. Wesleyan	69
56 Chowan †	92
71 Wesley	68
63 Eastern	83
60 Wheaton (Mass.) †	67
64 Old Westbury †	62
55 Arcadia	67
53 Misericordia ■	62
68 Gwynedd-Mercy	66
69 Alvernia ■	67
39 Cabrini	62
71 Marywood	50
42 Arcadia ■	41
62 Wesley ■	66
63 Immaculata	68
73 Eastern ■	78
73 Alvernia	77
71 Immaculata ■	65
63 Gwynedd-Mercy ■	64
44 Misericordia	61
60 Arcadia	67

Nickname: Knights  
Colors: Blue, Gold & White  
Arena: Bruder Gym  
Capacity: 350; Year Built: 1985  
AD: Chuck Sack  
SID: Leigh Matejkovic

**NEVADA**

Reno, NV 89557 .....I

Coach: Mark Fox, Eastern N.M. 1991

**2005-06 RESULTS (27-6)**

82 Sacramento St. ■	74
77 Vermont	62
68 UNLV	61
72 Kansas	70
77 Pacific	70
78 UC Davis ■	51
56 UCLA †	67
83 Seattle Pacific ■	57
68 Georgia ■	62
56 Norfolk St. ■	46
65 La.-Lafayette ■	58
80 St. Mary's (Cal.)	89
69 Hawaii	73
63 San Jose St.	56
70 Idaho ■	44
81 Boise St. ■	67
77 Fresno St.	87
53 Utah St. ■	59
82 Boise St.	79
73 Hawaii ■	55
65 Louisiana Tech	53
90 New Mexico St.	81
85 New Mexico St. ■	63
50 Louisiana Tech ■	49
88 Akron ■	61
74 Idaho	68
75 Utah St.	57
83 San Jose St. ■	60
74 Fresno St. ■	60
68 Idaho ■	55
70 New Mexico St. ■	59
70 Utah St. ■	63
79 Montana †	87

Nickname: Wolf Pack  
Colors: Silver & Blue  
Arena: Lawlor Events Center  
Capacity: 11,200; Year Built: 1983  
AD: Cary Groh  
SID: Rhonda Lundin

**UNLV**

Las Vegas, NV 89154 .....I

Coach: Lon Kruger, Kansas St. 1975

**2005-06 RESULTS (17-13)**

108 Long Beach St. ■	73
67 Hawaii ■	61
61 Nevada ■	68
62 Oklahoma St.	80
63 Oregon St.	69
72 Hawaii	78
67 Minnesota	72
84 Texas Tech ■	73
83 Houston ■	73
61 Pepperdine ■	75
79 Loyola Marymount ■	60
67 Southern Utah ■	53
88 Wyoming	77
82 Brigham Young ■	72
67 San Diego St.	83
68 Colorado St. ■	57
71 Utah	59
50 Air Force ■	52
67 New Mexico ■	56
73 TCU	60
66 Wyoming ■	54
72 Brigham Young	75
70 San Diego St. ■	81

80 Colorado St.	72
65 Utah ■	58
55 Air Force	68
39 New Mexico	47
72 TCU ■	61
65 New Mexico †	64
60 San Diego St. †	63

Nickname: Rebels  
Colors: Scarlet & Gray  
Arena: Thomas & Mack Center  
Capacity: 18,500; Year Built: 1983  
AD: Mike Hamrick  
SID: Andy Grossman

**NEW ENGLAND**

Biddeford, ME 04005 .....III

Coach: Jon Hayes, Me.-Farmington 1997

**2005-06 RESULTS (9-16)**

63 Wesleyan (Conn.)	68
90 Suffolk †	75
58 Bowdoin	76
79 Wentworth Inst. ■	83
66 Colby-Sawyer	88
91 Thomas	77
77 Me.-Farmington ■	74
68 Southern Me. ■	73
68 Mount Ida ■	55
36 Roger Williams	40
50 Middlebury	61
46 Gordon ■	57
42 Endicott ■	60
68 Anna Maria ■	51
49 Curry	48
46 Endicott	63
62 Wentworth Inst.	63
65 Eastern Nazarene ■	60
54 Colby-Sawyer ■	81
51 New England Col.	55
46 St. Joseph's (Me.)	57
54 Salve Regina	65
66 Gordon	71
73 New England Col. ■	66
80 Nichols ■	76

Nickname: Nor'easters  
Colors: Royal & Grey  
Arena: Campus Center  
Capacity: 1,500; Year Built: 1989  
AD: Kimberly J. Allen  
SID: Curt Smyth

**NEW ENGLAND COL.**

Henniker, NH 03242-3293 .....III

Coach: Charles Mason, Concordia-Mhead 1991

**2005-06 RESULTS (10-15)**

86 Castleton St.	80
76 Rivier	73
47 Plymouth St. †	73
82 Eastern Nazarene	70
73 Wentworth Inst.	82
81 Daniel Webster ■	50
80 Thomas	85
52 St. Joseph's (L.I.)	75
65 Newbury	61
67 Johnson St. ■	70
88 Nichols	63
76 Bard ■	54
50 Colby-Sawyer	80
77 Wentworth Inst. ■	70
46 Gordon ■	76
54 Endicott ■	84
63 Anna Maria ■	60
58 Endicott ■	66
68 Curry	71
55 New England ■	51
56 Gordon	84
72 Roger Williams	77
82 Colby-Sawyer ■	84

66 New England.....	73
55 Salve Regina ■.....	68

Nickname: Pilgrims  
 Colors: Scarlet & Royal Blue  
 Arena: Bridges Gym  
 Capacity: 400; Year Built: 1965  
 AD: Lori Runksmeier  
 SID: Renee Hellert

**NEW HAMPSHIRE**

Durham, NH 03824 .....I

Coach: Bill Herrion, Merrimack 1981

**2005-06 RESULTS (12-17)**

61 Columbia.....	64
62 Quinnipiac †.....	64
51 Providence.....	75
60 Colgate.....	52
50 Harvard.....	71
56 Long Island ■.....	59
71 Robert Morris ■.....	65
46 Boston U.....	67
53 Vermont.....	58
44 Connecticut.....	86
51 Penn St.....	75
62 North Carolina St.....	81
49 Binghamton ■.....	62
77 Hartford ■.....	69
72 UMBC.....	58
54 Stony Brook.....	50
71 Dartmouth ■.....	59
53 Maine ■.....	67
75 Albany (N.Y.).....	72
56 Vermont ■.....	64
63 Boston U. ■.....	54
68 UMBC ■.....	65
46 Binghamton.....	57
56 Hartford.....	69
59 Stony Brook ■.....	51
56 Maine.....	59
78 Albany (N.Y.) ■.....	71
66 Hartford †.....	62
54 Albany (N.Y.) †.....	67

Nickname: Wildcats  
 Colors: Blue & White  
 Arena: Lundholm Gymnasium  
 Capacity: 3,500; Year Built: 1961  
 AD: Marty Scarano  
 SID: Scott Stapin

**NEW HAVEN**

West Haven, CT 06516-1999 ...II

Coach: Al Seibert, Fredonia St. 1985

**2005-06 RESULTS (10-18)**

62 Assumption ■.....	61
79 Le Moyne.....	84
50 Mass.-Lowell.....	67
60 Dowling ■.....	55
66 C.W. Post ■.....	71
54 NYIT ■.....	60
60 Molloy.....	84
89 Bentley ■.....	68
50 Merrimack †.....	72
59 Pace.....	75
65 American Int'l.....	67
60 Queens (N.Y.).....	73
51 Adelphi.....	68
70 Concordia (N.Y.) ■.....	61
62 St. Thomas Aquinas ■.....	72
79 Mercy.....	62
61 Bridgeport.....	66
45 Dowling.....	67
63 C.W. Post.....	59
69 NYIT.....	58
80 Bridgeport ■.....	87
82 Molloy ■.....	77
61 Queens (N.Y.) ■.....	67
49 Adelphi ■.....	66
76 Concordia (N.Y.).....	82

64 St. Thomas Aquinas.....	58
70 Mercy.....	60
70 Bridgeport.....	77

Nickname: Chargers  
 Colors: Blue & Gold  
 Arena: Charger Gymnasium  
 Capacity: 2,500; Year Built: 1971  
 AD: Deborah Chin  
 SID: Matt McCullough

**NEW JERSEY CITY**

Jersey City, NJ 07305-1597 .....III

Coach: Charles Brown, New Jersey City 1965

**2005-06 RESULTS (20-9)**

70 Scranton †.....	75
98 Chestnut Hill †.....	78
82 Montclair St.....	89
71 John Jay ■.....	47
68 Rutgers-Newark ■.....	59
82 Rowan.....	75
86 Richard Stockton ■.....	65
98 Ramapo ■.....	78
68 Farmingdale ■.....	59
81 Kean ■.....	75
76 FDU-Florham †.....	62
82 Hood †.....	85
112 Rutgers-Camden ■.....	82
65 Wm. Paterson.....	81
63 TCNJ ■.....	59
87 Ramapo.....	88
65 Rutgers-Newark.....	71
89 Rowan.....	91
71 Richard Stockton.....	74
74 Kean.....	70
66 Briarcliffe ■.....	52
82 Montclair St. ■.....	60
72 Wm. Paterson ■.....	65
110 Rutgers-Camden.....	59
80 TCNJ.....	65
78 Ramapo ■.....	89
84 Ramapo ■.....	62
73 Richard Stockton.....	56
69 Kean ■.....	61

Nickname: Gothic Knights  
 Colors: Green & Gold  
 Arena: John J. Moore Athletics & Fitness Center  
 Capacity: 2,000; Year Built: 1994  
 AD: Lawrence R. Schiner  
 SID: Ira Thor

**NJIT**

Newark, NJ 07102 .....II

Coach: James Paul Casciano, Drexel 1974

**2005-06 RESULTS (8-19)**

79 St. Michael's †.....	75
52 West Chester.....	58
74 Molloy.....	70
65 Caldwell ■.....	71
52 Holy Family ■.....	74
53 Goldey-Beacom.....	51
83 Bloomfield.....	100
80 Nyack ■.....	85
57 Rollins.....	67
71 Mansfield †.....	69
56 Phila. Sciences.....	69
82 Wilmington (Del.) ■.....	69
62 Philadelphia U.....	68
87 Felician ■.....	82
64 Post.....	78
62 Dominican (N.Y.) ■.....	72
75 Wilmington (Del.).....	79
75 Bloomfield ■.....	81
49 Goldey-Beacom ■.....	55
70 Nyack.....	69
46 Phila. Sciences ■.....	60

66 Felician.....	75
71 Dominican (N.Y.).....	74
65 Philadelphia U. ■.....	69
61 Holy Family.....	67
70 Caldwell.....	82
74 Post ■.....	68

Nickname: Highlanders  
 Colors: Red & White  
 Arena: Fleisher Athletic Center  
 Capacity: 1,500; Year Built: 1960  
 AD: Leonard Kaplan  
 SID: Tim Camp

**TCNJ**

Ewing, NJ 08628-0718 .....III

Coach: John Castaldo, TCNJ 1982

**2005-06 RESULTS (17-9)**

59 Curry †.....	57
62 Salem St.....	51
50 Rowan ■.....	49
56 Richard Stockton ■.....	58
72 Kean.....	60
53 Scranton.....	42
75 Rutgers-Camden ■.....	51
55 Wm. Paterson.....	65
65 Muhlenberg ■.....	49
55 Ramapo.....	54
53 Wooster †.....	62
67 Maritime (N.Y.) †.....	48
58 Lehman.....	44
60 Montclair St. ■.....	64
48 Rutgers-Newark.....	71
59 New Jersey City.....	63
73 Wm. Paterson ■.....	63
65 Richard Stockton.....	42
76 Kean ■.....	58
77 Rutgers-Camden.....	59
74 Ramapo ■.....	62
72 Rowan.....	54
62 Rutgers-Newark ■.....	50
68 Montclair St.....	77
65 New Jersey City ■.....	80
38 Rutgers-Newark ■.....	46

Nickname: Lions  
 Colors: Blue & Gold  
 Arena: Packer Hall  
 Capacity: 1,200; Year Built: 1962  
 AD: Kevin A. McHugh  
 SID: Ann King

**NEW MEXICO**

Albuquerque, NM 87131 .....I

Coach: Ritchie McKay, Seattle Pacific 1987

**2005-06 RESULTS (17-13)**

56 South Carolina St. ■.....	47
95 Mississippi ■.....	42
62 Southern Utah ■.....	48
56 Kansas St.....	68
76 UTEP ■.....	72
61 New Mexico St.....	67
71 Washington †.....	81
71 New Mexico St. ■.....	68
68 Oregon ■.....	61
87 Alcorn St. ■.....	75
56 San Diego.....	63
66 Dartmouth.....	60
63 Texas-Arlington ■.....	51
49 Utah.....	64
83 Colorado St. ■.....	75
56 TCU ■.....	54
70 Wyoming.....	77
62 Air Force ■.....	59
69 San Diego St.....	75
56 UNLV.....	67
71 Brigham Young ■.....	77
64 Utah ■.....	53
80 Colorado St.....	78

53 TCU.....	42
47 Wyoming ■.....	45
46 Air Force.....	51
66 San Diego St. ■.....	73
47 UNLV ■.....	39
68 Brigham Young.....	76
64 UNLV †.....	65

Nickname: Lobos  
 Colors: Cherry & Silver  
 Arena: The Pit/Bob King Court  
 Capacity: 18,018; Year Built: 1966  
 AD: Paul Krebs  
 SID: Greg Remington

**N.M. HIGHLANDS**

Las Vegas, NM 87701 .....II

Coach: Greg Berry, Bradley 1968

**2005-06 RESULTS (12-15)**

93 Western N.M. ■.....	84
72 West Tex. A&M ■.....	81
75 Rice.....	87
66 Incarnate Word.....	54
95 Newman †.....	83
90 Western N.M.....	83
79 Fort Hays St. ■.....	88
93 Chadron St. ■.....	80
61 Metro St.....	79
63 Regis (Colo.).....	81
61 West Tex. A&M.....	75
73 Colorado Mines ■.....	69
74 Colo. Christian ■.....	93
51 Neb.-Kearney.....	85
64 Mesa St. ■.....	67
72 Western St.....	74
89 UC-Colo. Spgs.....	79
68 Colorado St.-Pueblo.....	66
73 Adams St.....	88
69 Fort Lewis.....	81
63 UC-Colo. Spgs. ■.....	69
64 Colorado St.-Pueblo ■.....	62
84 Fort Lewis ■.....	79
73 Adams St. ■.....	71
70 Western St.....	61
63 Mesa St.....	65
69 Fort Hays St.....	73

Nickname: Cowboys  
 Colors: Purple & White  
 Arena: John A. Wilson Complex  
 Capacity: 5,000; Year Built: 1986  
 AD: Ben Santistevan  
 SID: Aaron Pelch

**NEW MEXICO ST.**

Las Cruces, NM 88003 .....I

Coach: Reggie Theus, UNLV 2002

**2005-06 RESULTS (16-14)**

70 UCLA.....	83
83 Western N.M. ■.....	51
77 Sam Houston St. ■.....	78
55 UTEP ■.....	64
67 New Mexico ■.....	61
64 San Francisco.....	74
78 Chicago St. †.....	63
68 New Mexico.....	71
67 UTEP.....	80
74 UTSA ■.....	72
63 Texas Tech ■.....	69
62 Idaho.....	52
63 Boise St.....	73
73 Fresno St. ■.....	70
87 Hawaii ■.....	84
61 Louisiana Tech.....	66
72 Fresno St.....	75
81 San Jose St.....	75
93 Utah St. ■.....	86
81 Nevada ■.....	90
63 Nevada.....	85
83 Utah St.....	77

73 Boise St. ■	68
79 Pacific	69
66 San Jose St. ■	61
64 Louisiana Tech ■	60
66 Idaho ■	50
56 Hawaii	61
58 Hawaii †	57
59 Nevada	70

Nickname: Aggies  
 Colors: Crimson & White  
 Arena: Pan American Center  
 Capacity: 13,071; Year Built: 1968  
 AD: McKinley Boston Jr.  
 SID: Garret Ward

**NEW ORLEANS**

New Orleans, LA 70148 .....I

Coach: Monte Towe, North Carolina St.

**2005-06 RESULTS (10-19)**

103 Belhaven †	69
66 Tulane †	77
64 Louisiana Tech †	76
59 Mississippi St.	63
78 Southern Miss.	87
93 Southeastern Okla. †	75
53 LSU	94
56 Purdue	68
72 Vanderbilt	78
56 Kansas	73
50 Tulane ■	49
48 Denver	67
72 North Texas	69
79 Troy ■	75
57 South Ala. ■	60
52 Florida Int'l ■	61
53 La-Lafayette	60
65 Middle Tenn.	86
57 Western Ky.	72
64 Denver ■	54
75 North Texas ■	74
58 Troy	62
71 South Ala.	81
69 La-Lafayette ■	76
74 Jacksonville St.	79
69 Ark.-Little Rock ■	60
62 Arkansas St. ■	58
76 Florida Int'l †	56
61 Western Ky. †	80

Nickname: Privateers  
 Colors: Royal Blue & Silver  
 Arena: Kiefer Lakefront Arena  
 Capacity: 8,933; Year Built: 1983  
 AD: James W. Miller  
 SID: Jack Duggan

**NEW PALTZ ST.**

New Paltz, NY 12561-2499 .....III

Coach: Doug Pasquerella, Cortland St. 1996

**2005-06 RESULTS (5-20)**

75 Messiah †	84
93 Medaille †	66
63 Mt. St. Mary (N.Y.) ■	57
76 Oneonta St. ■	75
74 Vassar ■	79
60 Potsdam St.	84
62 Old Westbury	72
75 John Jay ■	60
42 Baruch ■	56
58 Manhattanville	76
80 Utica/Rome ■	90
62 Buffalo St.	63
67 Fredonia St.	70
66 Brockport St.	83
60 Oswego St. ■	74
49 Geneseo St. ■	73
47 Oneonta St.	72
79 Brockport St. ■	97

68 Fredonia St. ■	64
68 Cortland St.	80
66 Castleton St.	79
52 Oswego St.	76
63 Geneseo St.	72
59 Cortland St. ■	71
58 Plattsburgh St. ■	113

Nickname: Hawks  
 Colors: Orange & Blue  
 Arena: Elting Gymnasium  
 Capacity: 2,200; Year Built: 1964  
 AD: Stuart Robinson  
 SID: Janelle Feuz

**CITY TECH**

Brooklyn, NY 11201 .....III

Coach: Otis Fenn, City Tech 1975

**2005-06 RESULTS (8-18)**

94 Purchase St. †	73
68 Mt. St. Mary (N.Y.)	90
70 Coast Guard ■	85
69 Union (N.Y.) ■	86
73 John Jay ■	62
58 St. Joseph's (L.I.)	75
75 Brooklyn	58
60 York (N.Y.) ■	66
58 FDU-Florham	69
65 Merchant Marine	80
68 CCNY	77
49 Rutgers-Newark	59
71 Staten Island ■	87
56 Baruch	75
89 Medgar Evers	88
80 Lehman ■	77
61 Vassar	73
68 Medgar Evers ■	62
61 St. Joseph's (Brkln) ■	65
50 York (N.Y.)	71
59 Brooklyn ■	58
78 Staten Island	94
78 Hunter ■	75
64 Kean ■	80
63 Farmingdale †	89
58 Lehman †	62

Nickname: Yellow Jackets  
 Colors: Royal Blue & Gold  
 AD: Jerry Albig  
 SID: Gregg Cohen

**NYIT**

Old Westbury, NY 11568 .....II

Coach: Sal Lagano, Hofstra 1988

**2005-06 RESULTS (5-22)**

65 Post †	72
81 Bryant †	88
89 Dowling	94
62 Southern N.H.	66
59 St. Thomas Aquinas ■	65
60 New Haven	54
48 Adelphi	72
47 Franklin Pierce †	76
62 Assumption †	72
78 Dominican (N.Y.)	72
58 Caldwell †	77
63 Molloy ■	75
65 Queens (N.Y.)	100
65 Bridgeport ■	74
87 Mercy	77
62 C.W. Post ■	65
67 Concordia (N.Y.)	75
64 Dowling ■	54
60 St. Thomas Aquinas	72
58 New Haven	69
71 Concordia (N.Y.) ■	67
51 Adelphi ■	60
56 Molloy	83
71 Queens (N.Y.) ■	86
61 Bridgeport	88

69 Mercy ■	75
72 C.W. Post	81

Nickname: Bears  
 Colors: Navy Blue  
 Arena: Recreation Hall  
 Capacity: 500; Year Built: 1955  
 AD: Clyde Doughty Jr.  
 SID: Ben Arcuri

**NEW YORK U.**

New York, NY 10012 .....III

Coach: Joe Nesci, Brooklyn 1979

**2005-06 RESULTS (18-7)**

64 Ursinus †	61
72 Drew	49
80 Elmira ■	41
79 Polytechnic (N.Y.) ■	39
73 St. Joseph's (L.I.) ■	49
65 York (N.Y.)	52
86 Polytechnic (N.Y.) ■	46
80 Westfield St. †	60
75 Emmanuel (Mass.) †	64
78 Mt. St. Vincent	71
68 Rochester ■	50
85 Carnegie Mellon ■	89
79 Brandeis ■	75
88 Hunter	73
59 Washington-St. Louis	65
67 Chicago	58
97 Emory ■	64
78 Case Reserve ■	49
73 Case Reserve	67
77 Emory	93
62 Carnegie Mellon	59
53 Rochester	67
60 Chicago ■	62
59 Washington-St. Louis ■	63
46 Brandeis	70

Nickname: Violets  
 Colors: Purple & White  
 Arena: Coles Sports Center  
 Capacity: 1,900; Year Built: 1981  
 AD: Christopher Bledsoe  
 SID: Jeffrey Bernstein

**NEWBERRY**

Newberry, SC 29108 .....II

Coach: Shaun Golden, Georgia 1993

**2005-06 RESULTS (12-15)**

86 Anderson (S.C.) ■	80
87 North Greenville ■	72
74 S.C.-Aiken	83
87 Lander †	68
77 Winthrop	79
99 Barry †	75
70 Queens (N.C.)	78
74 Limestone ■	68
56 Erskine ■	61
74 Charleston So.	91
53 Erskine	56
92 Carson-Newman	98
78 Catawba ■	86
93 Wingate	100
72 Presbyterian	76
82 Tusculum ■	63
76 Lenoir-Rhyne ■	86
68 Mars Hill	74
64 Carson-Newman ■	60
95 Catawba	113
74 Wingate ■	73
74 North Greenville	68
82 Presbyterian ■	67
66 Tusculum	64
84 Lenoir-Rhyne	94
90 Mars Hill ■	85
72 Wingate	100

Nickname: Indians

Colors: Scarlet & Gray  
 Arena: Eleazer Arena  
 Capacity: 1,600; Year Built: 1981  
 AD: Andy Carter  
 SID: Scott McCain

**NEWBURY**

Brookline, MA 02445 .....III

Coach: L.J. Harrington, Whittier 1985

**2005-06 RESULTS (10-17)**

57 Brandeis	80
71 Roger Williams †	51
82 Anna Maria ■	86
75 Albertus Magnus ■	70
65 Lesley ■	62
72 Castleton St. †	73
75 Thomas †	68
65 Salem St. ■	68
78 Centenary (N.J.) †	72
86 Anna Maria †	61
61 New England Col. ■	65
67 Mass. Liberal Arts	52
60 Eastern Nazarene	76
52 Clark (Mass.) ■	55
65 St. Joseph's (Me.) ■	76
56 Curry ■	64
42 Gordon	57
66 Framingham St.	68
58 MIT ■	66
58 Tufts ■	72
64 Fitchburg St.	68
51 Colby ■	60
76 Daniel Webster	43
79 Mitchell ■	60
60 St. Joseph's (Me.)	63
65 St. Joseph's (Me.)	67
61 Mitchell †	59

Nickname: Nighthawks  
 Colors: Green & Gold  
 Arena: Papas Gymnasium  
 Capacity: 300; Year Built: 1950  
 AD: Peter Centola  
 SID: Peter Centola

**NIAGARA**

Niagara University, NY 14109...I

Coach: Joe Mihalich, La Salle 1978

**2005-06 RESULTS (11-18)**

71 Binghamton	56
101 St. Bonaventure ■	88
61 St. John's (N.Y.)	67
63 Bucknell ■	66
59 Buffalo	68
75 Siena	76
84 St. Peter's ■	87
59 Notre Dame	80
79 Appalachian St. †	70
71 Troy †	87
70 Loyola (Md.)	82
55 Iona	73
78 Fairfield ■	73
75 Loyola (Md.) ■	72
93 Canisius	84
70 Rider	78
59 St. Peter's	79
69 Iona ■	71
84 Rider ■	70
67 Manhattan	51
64 Fairfield	68
79 Canisius ■	72
88 Marist ■	82
81 Manhattan ■	82
82 Valparaiso	88
71 Marist	89
92 Siena	98
84 Fairfield †	77
54 Iona †	80

Nickname: Purple Eagles



Colors: Purple and White  
 Arena: Gallagher Center  
 Capacity: 2,400; Year Built: 1949  
 AD: Edward McLaughlin  
 SID: Michele Schmidt

**NICHOLLS ST.**

Thibodaux, LA 70310.....I

Coach: J.P. Piper, Southeastern La. 1991

**2005-06 RESULTS (9-18)**

65	Indiana	99
57	LSU	104
56	Penn St.	93
71	Md.-East. Shore	69
56	Maryland	88
82	North Texas	98
43	Mississippi	69
102	Ky. Christian †	70
71	Lipscomb †	73
89	Centenary (La.) ■	80
93	Jackson St. ■	87
77	Stephen F. Austin ■	71
80	Sam Houston St. ■	73
59	La.-Monroe	78
73	Southeastern La. ■	66
59	McNeese St.	64
54	Texas-Arlington	82
81	Lamar ■	89
76	Southeastern La.	84
50	UTSA	67
69	Texas St.	66
69	Stephen F. Austin	83
70	Northwestern St. ■	79
59	La.-Monroe ■	74
63	Texas-Arlington ■	78
87	Lamar	103
86	Texas St. ■	67

Nickname: Colonels  
 Colors: Red & Gray  
 Arena: David Stopher Gymnasium  
 Capacity: 3,800; Year Built: 1967  
 AD: Robert J. Bernardi  
 SID: Michelle Fakier

**NICHOLS**

Dudley, MA 01571-5000.....III

Coach: Dave Sokolnicki, Nichols 1997

**2005-06 RESULTS (9-16)**

88	Becker †	61
82	WPI	89
72	Worcester St. ■	67
78	Colby-Sawyer	88
58	Fitchburg St.	73
79	Becker ■	59
65	Union (N.Y.) †	67
63	Carroll (Wis.)	96
57	Salve Regina ■	74
70	Roger Williams ■	73
81	Salve Regina	72
63	New England Col.	88
71	Wentworth Inst. ■	66
94	Anna Maria	68
67	Clark (Mass.) ■	75
52	Curry ■	63
66	Eastern Nazarene ■	76
68	Roger Williams	60
56	Endicott ■	58
79	Anna Maria ■	55
47	Curry	75
63	Gordon ■	66
74	Eastern Nazarene	67
76	New England	80
76	Gordon	77

Nickname: Bison  
 Colors: Black, White and Green  
 Arena: Chalmers Field House  
 Capacity: 800; Year Built: 2000  
 AD: Charlyn Robert  
 SID: Mike Serijan

**NORFOLK ST.**

Norfolk, VA 23504.....I

Coach: Dwight Freeman, Western St. 1982

**2005-06 RESULTS (13-18)**

51	Wisconsin †	80
60	Eastern Ky. †	67
53	Fordham †	72
69	George Washington	80
78	Towson ■	49
57	Hampton	43
59	Ohio St.	92
47	UCF	63
70	Fresno St.	89
47	Creighton	63
46	Nevada	56
64	Florida A&M	76
82	Howard ■	79
74	Md.-East. Shore ■	62
65	Coppin St.	75
81	Morgan St.	53
54	Delaware St. ■	57
55	N.C. A&T ■	43
44	South Carolina St. ■	56
65	Howard	64
67	Md.-East. Shore	59
54	Coppin St. ■	58
59	Morgan St. ■	63
52	Hampton ■	51
50	Delaware St.	59
75	N.C. A&T	60
52	South Carolina St.	72
80	Bethune-Cookman ■	66
73	Md.-East. Shore †	71
79	Coppin St. †	67
56	Hampton †	73

Nickname: Spartans  
 Colors: Green & Gold  
 Arena: Echols Memorial Hall  
 Capacity: 7,000; Year Built: 1982  
 AD: Marty L. Miller  
 SID: Matt Michalec

**NORTH ALA.**

Florence, AL 35632-0001.....II

Coach: Bobby Champagne, South Ala. 1990

**2005-06 RESULTS (18-11)**

93	Stillman	97
91	Ky. Wesleyan	81
83	Stillman ■	72
78	Harding	86
87	Miles †	78
90	LeMoyn-Owen	77
95	Delta St. ■	89
94	Christian Bros. ■	83
92	Harding	99
82	Central Ark.	72
91	Nova Southeastern	92
82	Fla. Gulf Coast	78
79	Central Ark. ■	77
72	Montevallo ■	75
104	West Ala. ■	81
74	Valdosta St.	79
100	West Fla.	84
94	Lincoln Memorial	84
99	West Ga. ■	107
75	Ala.-Huntsville ■	87
99	West Fla. ■	83
82	Valdosta St. ■	90
83	West Ala.	80
81	Montevallo	80
108	Lincoln Memorial ■	107
99	West Ga.	94
85	Ala.-Huntsville	84
62	Ark.-Monticello †	81
81	Ark.-Monticello †	90

Nickname: Lions

Colors: Purple & Gold  
 Arena: Flowers Hall  
 Capacity: 3,500; Year Built: 1972  
 AD: Joel W. Erdmann  
 SID: Jeff Hodges

**NORTH CAROLINA**

Chapel Hill, NC 27515.....I

Coach: Roy Williams, North Carolina 1972

**2005-06 RESULTS (23-8)**

83	Gardner-Webb ■	80
112	Cleveland St. ■	55
83	UC Santa Barb. ■	66
64	Illinois ■	68
83	Kentucky	79
75	St. Louis ■	63
76	Santa Clara ■	58
59	Southern California	74
89	UNC Asheville ■	47
82	Davidson ■	58
82	North Carolina St. ■	69
64	Virginia Tech	61
70	Miami (Fla.) ■	81
68	Virginia	72
81	Florida St.	80
74	Boston College ■	81
86	Arizona ■	69
77	Maryland	62
76	Clemson ■	61
83	Duke ■	87
80	Miami (Fla.)	70
82	Georgia Tech ■	75
83	Wake Forest	72
95	North Carolina St.	71
81	Maryland ■	57
99	Virginia ■	54
83	Duke	76
79	Virginia †	67
82	Boston College †	85
69	Murray St. †	65
60	George Mason †	65

Nickname: Tar Heels  
 Colors: Carolina Blue & White  
 Arena: Smith Center  
 Capacity: 21,800; Year Built: 1986  
 AD: Richard Baddour  
 SID: Steve Kirschner

**N.C. A&T**

Greensboro, NC 27411.....I

Coach: Jerry Eaves, Louisville 1986

**2005-06 RESULTS (6-23)**

75	East Caro.	86
62	Miami (Fla.)	87
76	Radford ■	83
61	South Carolina St. ■	62
66	Virginia Tech	94
72	Campbell	93
57	Nebraska	107
38	Southern California	68
60	Hawaii	66
69	Cincinnati	105
75	Md.-East. Shore	77
52	Delaware St.	56
71	Florida A&M ■	75
69	Bethune-Cookman ■	67
78	Coppin St. ■	71
60	Morgan St. ■	42
43	Norfolk St.	55
65	Hampton	77
77	Longwood	83
45	Delaware St. ■	48
55	Bethune-Cookman	69
73	Florida A&M	70
64	Coppin St.	65
56	Morgan St.	52
60	Norfolk St. ■	75

65	Hampton ■	60
50	Howard ■	58
44	South Carolina St.	51
52	Howard †	62

Nickname: Aggies  
 Colors: Blue & Gold  
 Arena: Ellis Corbett Sports Center  
 Capacity: 5,700; Year Built: 1978  
 AD: Dee Todd  
 SID: Brian Holloway

**UNC ASHEVILLE**

Asheville, NC 28804-3299.....I

Coach: Eddie Biedenbach, North Carolina St. 1968

**2005-06 RESULTS (9-19)**

52	Georgia Tech	80
63	Wake Forest	79
78	Lenoir-Rhyne ■	81
64	Western Caro.	80
79	Furman ■	65
56	North Carolina St.	86
82	Brevard ■	48
50	UNC Wilmington	68
47	North Carolina	89
59	Charlotte	92
87	Radford	80
66	Birmingham-So. ■	80
49	Winthrop	74
68	Charleston So.	70
72	Coastal Caro.	84
83	VMI ■	65
77	Liberty ■	65
45	High Point ■	64
61	Birmingham-So.	75
64	Radford ■	57
83	Liberty	81
82	VMI	74
70	Coastal Caro. ■	88
65	Winthrop ■	78
83	Eastern Ky.	77
67	High Point	88
71	Charleston So. ■	75
62	Coastal Caro.	78

Nickname: Bulldogs  
 Colors: Royal Blue & White  
 Arena: Charlie Justice Center  
 Capacity: 1,100; Year Built: 1963  
 AD: Janet Cone  
 SID: Mike Gore

**N.C. CENTRAL**

Durham, NC 27707.....II

Coach: Henry Dickerson, Charleston (W.V.) 1973

**2005-06 RESULTS (10-18)**

59	Eckerd †	62
61	Lynn	72
60	Barry	66
57	Shaw ■	47
59	Virginia Union ■	97
63	Lenoir-Rhyne †	71
76	Catawba	90
93	Columbus St. ■	50
53	Fort Valley St.	55
60	Columbus St.	70
75	Fayetteville St. ■	70
59	Bowie St. ■	62
64	Shaw	55
71	St. Augustine's †	92
64	Livingstone	61
53	St. Augustine's ■	63
59	Johnson C. Smith	77
57	Virginia St. ■	72
65	Winston-Salem ■	55
78	Fayetteville St.	75
77	Livingstone	55
70	Elizabeth City St.	72

74 St. Paul's	71
50 Virginia Union	74
51 Winston-Salem	59
61 Johnson C. Smith ■	74
58 Shaw †	53
51 Virginia Union †	76

Nickname: Eagles  
 Colors: Maroon & Gray  
 Arena: McLendon-McDougald Gym  
 Capacity: 3,000; Year Built: 1955  
 AD: William Hayes  
 SID: Kyle Serba

**UNC GREENSBORO**

Greensboro, NC 27402-6170 ...I

Coach: Mike Dement, East Caro. 1976

**2005-06 RESULTS (12-19)**

48 Wis.-Green Bay †	71
62 Morgan St. †	49
61 Texas-Arlington †	49
53 Vanderbilt	85
75 Hampton ■	72
55 South Carolina	77
72 Col. of Charleston ■	58
78 East Caro.	70
76 Gardner-Webb ■	68
85 Greensboro ■	47
77 Delaware	89
73 William & Mary	83
69 Duke ■	102
52 North Carolina St.	83
69 Chattanooga	78
96 Montreat ■	68
56 Elon	62
76 Western Caro. ■	87
62 Appalachian St. ■	60
65 Citadel ■	46
78 Ga. Southern	86
78 Wofford	84
65 Furman ■	59
73 Davidson	92
67 Chattanooga ■	76
76 St. Peter's	80
53 Western Caro.	67
70 Appalachian St.	75
82 Elon ■	87
69 Western Caro. †	65
61 Elon †	64

Nickname: Spartans  
 Colors: Gold, White & Navy  
 Arena: Michael B. Fleming Gym  
 Capacity: 2,320; Year Built: 1989  
 AD: Nelson E. Bobb  
 SID: Mike Hirschman

**UNC PEMBROKE**

Pembroke, NC 28372-1510.....II

Coach: Jason Tinsley, Northwestern St. 1989

**2005-06 RESULTS (5-24)**

86 St. Andrews	80
61 Chowan †	74
97 Lees-McRae †	59
79 Columbia Union †	80
85 Felician †	88
67 Lander ■	61
65 S.C. Upstate	82
90 North Greenville ■	86
61 GC&SU	92
60 Armstrong Atlantic ■	79
48 Augusta St. ■	71
50 Clayton St.	63
76 S.C.-Aiken	89
63 Columbus St. ■	68
67 Lander	70
61 S.C. Upstate ■	81
65 Chowan ■	77
61 Francis Marion	78

54 GC&SU ■	76
62 Armstrong Atlantic	85
55 Augusta St.	71
52 Clayton St. ■	80
71 Francis Marion ■	73
71 S.C.-Aiken ■	74
73 Columbus St.	95
83 Francis Marion †	78
65 GC&SU †	78

Nickname: Braves  
 Colors: Black & Gold  
 Arena: Jones Athletic Complex  
 Capacity: 3,000; Year Built: 1972  
 AD: Dan Kenney  
 SID: Todd Anderson

**NORTH CAROLINA ST.**

Raleigh, NC 27695-7001 .....I

Coach: Herb Sendek, Carnegie Mellon 1985

**2005-06 RESULTS (22-10)**

91 Stetson ■	61
91 Citadel ■	59
73 Delaware ■	57
75 VMI ■	55
61 Notre Dame †	48
42 Iowa	45
92 Appalachian St. ■	68
86 UNC Asheville ■	56
81 Miami (Fla.) ■	69
68 Alabama	64
81 New Hampshire ■	62
79 George Washington ■	58
83 UNC Greensboro ■	52
69 North Carolina	82
78 Boston College	60
87 Georgia Tech ■	78
68 Duke	81
92 Wake Forest ■	82
65 Seton Hall ■	83
94 Clemson	85
66 Virginia ■	64
62 Maryland ■	58
86 Miami (Fla.)	77
68 Georgia Tech	71
86 Florida St. ■	64
70 Virginia Tech	64
71 North Carolina ■	95
72 Boston College ■	74
63 Wake Forest	76
71 Wake Forest †	82
58 California †	52
54 Texas †	75

Nickname: Wolfpack  
 Colors: Red & White  
 Arena: RBC Center  
 Capacity: 19,722; Year Built: 1999  
 AD: Lee G. Fowler  
 SID: Annabelle Vaughan

**N.C. WESLEYAN**

Rocky Mount, NC 27804 .....III

Coach: John Thompson, UNC Greensboro 1984

**2005-06 RESULTS (9-18)**

50 Trinity (Tex.) †	82
61 Va. Wesleyan	96
74 Roanoke †	85
94 Goucher	84
69 Neumann ■	67
76 Lincoln (Pa.) ■	113
89 Va. Wesleyan ■	108
64 Hampden-Sydney	69
99 Mary Washington	107
78 Hobart †	92
67 Old Westbury †	79
85 Chowan	99
88 Shenandoah	75

93 Chris. Newport ■	80
39 Greensboro	88
86 Methodist	76
81 Averett ■	89
78 Ferrum ■	72
87 Shenandoah ■	79
64 Chowan ■	85
66 Chris. Newport	79
85 Greensboro ■	83
72 Methodist ■	75
68 Ferrum	84
61 Averett	84
77 Greensboro	67
77 Chris. Newport	96

Nickname: Battling Bishops  
 Colors: Navy Blue & Vega Gold  
 Arena: Everett Gymnasium  
 Capacity: 1,200; Year Built: 1960  
 AD: John M. Thompson  
 SID: Rikki C. Rich

**UNC WILMINGTON**

Wilmington, NC 28403-3297 ....I

Coach: Brad Brownell, DePauw 1991

**2005-06 RESULTS (25-8)**

75 Butler †	59
62 Wyoming	59
56 Northwestern †	48
54 Colorado	73
70 North Texas ■	52
59 Elon	51
75 William & Mary	66
60 Va. Commonwealth ■	40
51 Wisconsin	54
79 Coastal Caro. ■	50
68 UNC Asheville ■	50
77 Col. of Charleston ■	81
69 East Caro.	82
59 Old Dominion	64
71 Delaware	58
63 William & Mary ■	56
66 Drexel	60
87 Hofstra	92
78 Towson ■	46
69 George Mason ■	63
83 James Madison	46
46 Northeastern ■	44
65 Drexel ■	58
62 George Mason	69
70 Delaware ■	54
69 Georgia St.	57
77 Hofstra ■	68
61 Va. Commonwealth	54
68 Georgia St. ■	56
69 Delaware †	56
69 Northeastern †	54
78 Hofstra †	67
85 George Washington †	88

Nickname: Seahawks  
 Colors: Teal, Navy & Gold  
 Arena: Trask Coliseum  
 Capacity: 6,100; Year Built: 1977  
 AD: Mike Capaccio  
 SID: Joe Browning

**NORTH CENTRAL (ILL.)**

Naperville, IL 60566-7063 .....III

Coach: Todd Raridon, Hastings 1980

**2005-06 RESULTS (22-6)**

88 Robert Morris-S'fiel †	72
70 Loras †	57
84 Benedictine (Ill.) ■	58
87 Illinois Tech ■	59
86 Adrian	63
80 Mt. Marty †	68
80 Ripon †	64
73 Franklin	61
107 Judson (Ill.) ■	46

74 Ill. Wesleyan	70
102 Aurora	73
78 North Park	62
58 Millikin	59
85 Robert Morris-S'fiel	71
79 Carthage	60
79 Augustana (Ill.)	85
91 Elmhurst ■	94
77 Wheaton (Ill.)	60
88 Ill. Wesleyan ■	91
90 Millikin ■	71
88 Wheaton (Ill.) ■	68
72 North Park ■	42
73 Carthage ■	85
62 Elmhurst	59
86 Augustana (Ill.) ■	61
67 Elmhurst †	57
51 Ill. Wesleyan †	49
68 St. Thomas (Minn.)	76

Nickname: Cardinals  
 Colors: Cardinal & White  
 Arena: Gregory Arena  
 Capacity: 3,000; Year Built: 1931  
 AD: James L. Miller  
 SID: Josh Hendricks

**NORTH DAKOTA**

Grand Forks, ND 58202 .....II

Coach: Rich Glas, Bemidji St. 1970

**2005-06 RESULTS (13-15)**

80 Valley City St. ■	77
78 Mayville St. ■	86
78 Southwest Minn. St. ■	72
61 Minn.-Crookston ■	52
62 Northern St.	84
74 Mesa St. ■	66
68 Colo. Christian ■	67
57 Minn. St. Moorhead ■	68
63 Bemidji St.	87
80 Bemidji St. ■	75
46 Metro St.	73
76 Colorado Mines	71
72 Minot St. ■	78
73 Neb.-Omaha ■	65
69 Neb.-Omaha	62
64 South Dakota	81
64 Minn. St. Mankato	72
71 St. Cloud St.	77
66 Augustana (S.D.) ■	59
70 St. Cloud St. ■	81
74 Upper Iowa ■	53
60 Augustana (S.D.)	67
62 Minn. Duluth	72
74 South Dakota ■	79
63 Minn. St. Mankato ■	80
74 Minn. Duluth ■	62
67 South Dakota	83

Nickname: Fighting Sioux  
 Colors: Kelly Green & White  
 Arena: Betty Engelstad Sioux Center  
 Capacity: 3,600; Year Built: 2004  
 AD: Thomas Buning  
 SID: Jayson Hajdu

**NORTH DAKOTA ST.**

Fargo, ND 58105-5600 .....II

Coach: Tim Miles, Mary 1989

**2005-06 RESULTS (16-12)**

57 Minnesota	70
90 Hamline ■	74
62 Colorado St.	79
87 Eastern Mich. ■	65
55 Wis.-Green Bay	60
87 Idaho St.	91
68 Drake	69
83 Mississippi Val. †	63
79 Denver ■	66
86 Idaho St. ■	69

62	Manhattan ■	76
71	Idaho	76
76	Montana St.	75
57	Northern Ill. †	56
56	Kansas St.	82
61	Utah Valley St. ■	52
86	South Dakota St. ■	56
87	UMKC ■	63
65	Utah Valley St.	67
62	Wisconsin	55
71	Idaho ■	64
61	Furman	73
71	IPFW ■	59
71	Jamestown ■	34
93	Mayville St. ■	67
65	South Dakota St.	67
64	IPFW	72

Nickname: Bison  
 Colors: Yellow and Green  
 Arena: Bison Sports Arena  
 Capacity: 6,000; Year Built: 1970  
 AD: Gene Taylor  
 SID: Ryan Perreault

**NORTH FLA.**

Jacksonville, FL 32224-2645.....II

Coach: Matt Kilcullen, Lehman 1976

**2005-06 RESULTS (6-22)**

77	North Greenville ■	62
81	Concordia (N.Y.) ■	71
75	Fla. Atlantic	77
71	Jacksonville	88
81	Savannah St. ■	62
63	Col. of Charleston	85
64	Binghamton	71
57	UCF	69
52	Western Ill. †	58
40	Stetson	52
71	Mercer	77
72	Belmont ■	78
67	Lipscomb	75
76	Kennesaw St.	78
71	East Tenn. St.	86
95	Campbell ■	84
67	Gardner-Webb ■	71
90	Jacksonville ■	78
75	Campbell	93
68	Gardner-Webb	69
72	Kennesaw St. ■	68
83	East Tenn. St. ■	99
65	Lipscomb	75
54	Belmont	90
57	Florida Int'l	71
77	Stetson ■	81
71	Mercer ■	77
53	Fla. Atlantic ■	74

Nickname: Ospreys  
 Colors: Navy Blue & Gray  
 Arena: UNF Arena  
 Capacity: 5,800; Year Built: 1993  
 AD: Richard E. Gropper  
 SID: Tom Strother

**NORTH GREENVILLE**

Tigerville, SC 29688.....II

Coach: Chad Lister, Furman 1995

**2005-06 RESULTS (13-17)**

56	Tusculum ■	59
74	Brevard ■	51
72	Newberry	87
62	North Fla.	77
74	Wingate ■	81
65	Presbyterian ■	74
66	Carson-Newman	74
57	Limestone	63
86	UNC Pembroke	90
76	Lincoln Memorial	75
75	Lees-McRae	86

92	Mars Hill	96
80	Allen ■	66
81	Coker ■	65
81	Allen	61
53	Ersine	69
93	Mars Hill ■	86
73	S.C.-Aiken	64
86	Warren Wilson	75
94	Morris	84
71	Lincoln Memorial ■	79
76	Wingate	85
94	Morris ■	78
68	Carson-Newman ■	69
58	Belmont Abbey	71
81	Warren Wilson ■	34
86	Newberry ■	74
89	Palm Beach Atl. †	61
78	Central St. (Ohio) †	76
59	Fla. Gulf Coast	72

Nickname: Crusaders  
 Colors: Red, Black, and White  
 Arena: Hayes Gymnasium  
 Capacity: 1,800; Year Built: 1950  
 AD: Jan McDonald  
 SID: Rhett Burns

**NORTH PARK**

Chicago, IL 60625-4895.....III

Coach: Paul Brenegan, Loras 1995

**2005-06 RESULTS (4-21)**

46	Benedictine (Ill.)	68
73	Concordia (Ill.) ■	83
55	St. Norbert	70
76	Judson (Ill.) ■	75
81	Concordia (Wis.) ■	80
63	Lake Forest ■	66
58	Loras	77
68	Rockford	78
73	Westminster (Mo.) ■	76
88	Malone †	89
81	Bluefield Col. †	89
53	Augustana (Ill.) ■	67
61	Millikin	59
62	North Central (Ill.) ■	78
52	Wheaton (Ill.)	73
53	Elmhurst ■	64
57	Ill. Wesleyan ■	78
63	Carthage	90
64	Millikin ■	59
48	Augustana (Ill.)	59
53	Wheaton (Ill.) ■	68
42	North Central (Ill.)	72
63	Elmhurst	87
68	Carthage ■	72
67	Ill. Wesleyan	94

Nickname: Vikings  
 Colors: Blue & Gold  
 Arena: North Park Gymnasium  
 Capacity: 1,300; Year Built: 1958  
 AD: Jack Surridge  
 SID: Chris Nelson

**NORTH TEXAS**

Denton, TX 76207.....I

Coach: Johnny Jones, LSU 1985

**2005-06 RESULTS (14-14)**

85	Hardin-Simmons ■	48
52	UNC Wilmington	70
67	Arizona St.	83
83	Chattanooga ■	76
70	Texas A&M	72
98	Nicholls St. ■	82
111	Angelo St. ■	65
84	Houston ■	92
101	Tex. Permian Basin ■	62
81	Stephen F. Austin ■	75
67	Tulsa	61
86	La-Lafayette ■	79

69	New Orleans ■	72
90	Florida Int'l ■	81
72	Denver ■	70
60	Ark.-Little Rock	69
82	Arkansas St.	79
84	Troy ■	77
67	South Ala. ■	89
58	La-Lafayette	77
74	New Orleans	75
60	Middle Tenn. ■	62
71	Western Ky.	97
84	Tex.-Pan American ■	45
73	Denver	79
81	Troy	69
79	South Ala.	99
55	Ark.-Little Rock †	72

Nickname: Mean Green  
 Colors: Green & White  
 Arena: Super Pit  
 Capacity: 10,032; Year Built: 1973  
 AD: Rick Villarreal  
 SID: Jerry Scott

**NORTHEASTERN**

Boston, MA 02115.....I

Coach: Ron Everhart, Virginia Tech 1985

**2005-06 RESULTS (19-11)**

67	Brown †	53
94	Central Conn. St.	90
105	Lasell ■	57
102	Cal St. Northridge †	81
76	California	83
86	James Madison	83
89	Towson ■	67
70	Providence	92
65	Wright St.	72
44	Holy Cross ■	59
68	George Mason ■	71
89	Georgia St. ■	63
79	Old Dominion	85
73	Delaware ■	71
63	Drexel ■	60
63	George Mason	74
89	Hofstra	73
68	Georgia St.	54
44	UNC Wilmington	46
84	William & Mary ■	69
79	Va. Commonwealth ■	74
47	Drexel	83
78	Hofstra	89
77	James Madison ■	55
92	Rider ■	79
80	Delaware	66
86	Towson	70
74	James Madison †	56
71	Old Dominion †	63
54	UNC Wilmington †	69

Nickname: Huskies  
 Colors: Red & Black  
 Arena: Matthews Arena  
 Capacity: 6,000; Year Built: 1910  
 AD: David O'Brien  
 SID: Mark Harris

**NORTHEASTERN ST.**

Tahlequah, OK 74464-2399 .....II

Coach: Larry Gipson, Heidelberg 1974

**2005-06 RESULTS (14-13)**

100	Rhema ■	41
67	Abilene Christian †	65
58	Nova Southeastern †	57
62	Southern Nazarene ■	56
69	Emporia St. ■	57
51	Tex. A&M-Kingsville ■	55
58	Arkansas Tech	61
73	Mo. Southern St. ■	70
83	Angelo St.	62
60	Abilene Christian	57

76	Emporia St.	87
65	Eastern N.M. ■	54
64	West Tex. A&M ■	50
76	Midwestern St.	81
38	Tarleton St.	71
48	Central Okla. ■	53
59	Tex. A&M-Commerce	56
52	Cameron	55
54	Southwestern Okla. ■	59
62	East Central	65
56	Southeastern Okla. ■	53
81	Central Okla.	70
71	Tex. A&M-Commerce ■	80
64	Cameron ■	61
58	Southwestern Okla.	71
63	East Central ■	68
64	Southeastern Okla.	86

Nickname: Redmen  
 Colors: Green & White  
 Arena: Dobbins Fieldhouse  
 Capacity: 1,200; Year Built: 1954  
 AD: Eddie Griffin  
 SID: Scott Pettus

**NORTHERN ARIZ.**

Flagstaff, AZ 86011-5400.....I

Coach: Mike Adras, UC Santa Barb. 1983

**2005-06 RESULTS (21-11)**

49	Air Force †	62
59	Texas-Arlington †	68
71	Morgan St. †	51
78	UC Davis ■	50
97	Cal Maritime ■	47
63	Denver	78
88	Northern Colo.	78
58	Tulsa ■	63
66	Arizona	75
63	Northern Colo. ■	52
70	San Francisco †	66
55	Arizona St.	72
96	Pacific Lutheran ■	59
100	Johnson & Wales (CO) ■	52
105	Eastern Wash. ■	95
86	Portland St. ■	77
88	Weber St.	82
85	Idaho St.	81
83	Montana ■	80
78	Montana St. ■	72
89	Sacramento St. ■	83
65	Portland St.	63
61	Eastern Wash.	73
88	Idaho St. ■	80
77	Weber St. ■	69
82	Montana St.	73
58	Western Ky.	79
92	Sacramento St.	72
83	Montana	96
98	Sacramento St. ■	83
60	Montana ■	73
53	Delaware St. ■	58

Nickname: Lumberjacks  
 Colors: Blue & Gold & Sage  
 Arena: Walkup Skydome  
 Capacity: 7,000; Year Built: 1977  
 AD: James E. Fallis  
 SID: Steve Shaff

**NORTHERN COLO.**

Greeley, CO 80639 .....II

Coach: Craig Rasmuson, Ashland 1990

**2005-06 RESULTS (5-24)**

60	Lipscomb †	72
59	South Dakota St. †	61
57	Colorado St. ■	70
70	Wyoming	83
59	California	83
73	Cal St. Northridge †	82



69	Montana St. ■	83
78	Northern Ariz. ■	88
48	Air Force	73
66	Oral Roberts ■	79
52	Oregon St.	70
63	Loyola Marymount	76
52	Northern Ariz.	63
62	Kansas	85
76	Eastern Mich. ■	70
47	Northwestern	82
50	Nebraska	60
90	UC-Colo. Spgs. ■	66
73	Denver ■	79
63	Tex.-Pan American	74
56	Tex. A&M-Corp. Chris	99
65	Utah Valley St.	71
66	Tex. A&M-Corp. Chris ■	72
86	Tex.-Pan American ■	49
80	Colorado Col. ■	35
73	UC Davis	86
80	Denver	85
79	IPFW ■	61
61	Utah Valley St. ■	75

Nickname: Bears  
 Colors: Blue & Gold  
 Arena: Butler Hancock Sports Pavilion  
 Capacity: 4,500; Year Built: 1975  
 AD: Jay Hinrichs  
 SID: Kyle Schwartz

**NORTHERN ILL.**

De Kalb, IL 60115-2854.....I

Coach: Rob Judson, Illinois 1980

**2005-06 RESULTS (17-11)**

51	Missouri St.	87
102	Aurora ■	61
77	DePaul ■	68
73	Toledo	69
62	Wright St. ■	42
54	Ill.-Chicago	55
75	Kansas St. ■	70
80	San Jose St. †	78
56	North Dakota St. †	57
56	Miami (Ohio) ■	58
84	Buffalo ■	82
75	Bowling Green	74
73	Akron	86
64	Ohio ■	59
61	Kent St. ■	72
66	Toledo ■	67
49	Central Mich.	43
67	Eastern Mich.	55
73	Ball St. ■	67
86	Western Mich. ■	60
67	Ohio	78
55	Kent St.	67
97	Winthrop	98
80	Central Mich. ■	70
94	Eastern Mich. ■	61
78	Ball St.	73
74	Western Mich.	59
77	Toledo †	78

Nickname: Huskies  
 Colors: Cardinal & Black  
 Arena: Convocation Center  
 Capacity: 9,100; Year Built: 2002  
 AD: James Phillips  
 SID: Donna Turner

**UNI**

Cedar Falls, IA 50614.....I

Coach: Greg McDermott, UNI 1988

**2005-06 RESULTS (23-10)**

68	Western Caro. †	46
69	Western Mich.	63
72	Upper Iowa ■	47

61	Iowa St.	68
72	Loyola (Ill.) ■	56
67	Iowa ■	63
87	UMKC ■	64
76	Florida A&M ■	53
54	LSU	50
81	Hawaii Pacific †	47
74	Dayton †	67
60	Bradley	68
71	Evansville ■	60
60	Illinois St.	47
75	Wichita St.	61
72	Missouri St.	62
52	Creighton ■	55
67	Illinois St.	52
71	Southern Ill. ■	65
91	Drake ■	72
74	Evansville	61
51	Drake	49
55	Creighton	63
83	Indiana St. ■	56
68	Wichita St. ■	56
63	Missouri St. ■	66
60	Indiana St.	61
65	Bucknell ■	61
49	Bradley ■	71
45	Southern Ill.	46
57	Missouri St. †	42
46	Southern Ill. †	55
49	Georgetown †	54

Nickname: Panthers  
 Colors: Purple & Old Gold  
 Arena: McLeod Center  
 Capacity: 7,018; Year Built: 2006  
 AD: Rick Hartzell  
 SID: Josh Lehman

**NORTHERN KY.**

Highland Heights, KY 41099.....II

Coach: Dave Bezold, Viterbo 1990

**2005-06 RESULTS (17-11)**

81	Findlay ■	71
74	Saginaw Valley ■	66
73	Grand Valley St. ■	63
58	Rockhurst ■	55
64	Drury ■	46
67	Indianapolis	61
58	St. Joseph's (Ind.)	76
46	Brigham Young	65
47	Grand Valley St.	60
85	Thomas More ■	39
73	Nova Southeastern	80
69	Lynn	68
71	Ky. Wesleyan ■	63
56	Southern Ind. ■	75
64	Mo.-St. Louis	67
71	Mo.-Rolla	43
59	Lewis ■	54
71	Wis.-Parkside ■	66
75	Bellarmine ■	63
59	SIU Edwardsville	68
59	Quincy	62
73	Indianapolis ■	71
69	St. Joseph's (Ind.) ■	75
64	Bellarmine	84
59	Ky. Wesleyan	57
68	Wis.-Parkside	65
72	Lewis	66
74	SIU Edwardsville †	78

Nickname: Norse  
 Colors: Gold, Black & White  
 Arena: Regents Hall  
 Capacity: 1,685; Year Built: 1972  
 AD: Jane Meier  
 SID: Don Owen

**NORTHERN MICH.**

Marquette, MI 49855-5391.....II

Coach: Dean Ellis, Northern Mich. 1983

**2005-06 RESULTS (17-11)**

68	South Dakota	72
57	Augustana (S.D.) †	74
59	Minn. St. Moorhead †	68
74	Concordia-St. Paul	63
104	Finlandia ■	62
73	Findlay ■	61
72	Saginaw Valley	70
75	St. Norbert	60
58	Wis.-Green Bay	106
69	Ark.-Monticello †	78
70	Michigan Tech	45
67	Lake Superior St.	56
71	Grand Valley St. ■	78
75	Ferris St.	88
51	Grand Valley St.	82
80	Minn. Duluth ■	68
72	Wayne St. (Mich.) ■	67
76	Hillsdale ■	54
73	Northwood ■	54
69	Saginaw Valley ■	67
45	Mercyhurst	48
64	Gannon	62
91	Lake Superior St. ■	69
92	Ferris St. ■	82
62	Northwood	55
70	Ashland	75
81	Michigan Tech ■	76
68	Ferris St.	73

Nickname: Wildcats  
 Colors: Old Gold & Olive Green  
 Arena: Berry Events Center  
 Capacity: 4,000; Year Built: 1999  
 AD: Kenneth Godfrey  
 SID: Dave Faiella

**NORTHERN ST.**

Aberdeen, SD 57401.....II

Coach: Don Meyer, Northern Colo. 1967

**2005-06 RESULTS (27-6)**

84	Dakota Wesleyan ■	76
87	Mt. Marty ■	65
80	Black Hills St. ■	58
92	Upper Iowa ■	69
77	Minn. St. Mankato ■	63
84	North Dakota ■	62
79	Northwest Mo. St.	69
78	Minn. Duluth	84
103	Augustana (S.D.) ■	92
92	Jamesstown ■	74
78	Wayne St. (Neb.)	64
81	Southwest Minn. St.	77
82	Minn.-Crookston ■	53
85	Bemidji St. ■	75
78	Winona St.	92
77	Concordia-St. Paul	70
84	Minn. St. Moorhead ■	77
73	Upper Iowa	57
64	Minn. St. Moorhead	57
76	Upper Iowa ■	57
63	Concordia-St. Paul ■	47
73	Winona St. ■	82
55	Bemidji St.	58
87	Minn.-Crookston	46
63	Southwest Minn. St. ■	49
73	Wayne St. (Neb.) ■	51
79	Concordia-St. Paul ■	52
71	Bemidji St. †	58
80	Winona St.	93
72	Metro St. †	67
60	Fort Hays St. †	58
86	Winona St.	96

Nickname: Wolves  
 Colors: Maroon & Gold

Arena: Wachs Arena  
 Capacity: 8,057; Year Built: 1987  
 AD: Robert A. Olson  
 SID: Nick Kornder

**NORTHLAND**

Ashland, WI 54806.....III

Coach: Rob Robinson, Mt. Senario 1993

**2005-06 RESULTS (4-21)**

90	Northland Bapt.	92
54	Wis.-Superior ■	61
63	Wis.-Stout	68
48	Minn. Duluth	65
76	Finlandia	80
59	Wis.-Stevens Point ■	84
54	Finlandia †	71
81	St. Mary's (Minn.) †	87
54	Wis.-La Crosse ■	88
68	Presentation	70
62	Minn.-Morris	84
60	Martin Luther ■	66
85	Bethany Lutheran ■	80
88	Finlandia ■	83
82	Crown (Minn.) ■	66
73	St. Scholastica	86
72	Northwestern (Minn.) ■	75
59	Bethany Lutheran	87
59	Martin Luther	75
70	Wis.-Superior	76
65	Minn.-Morris ■	82
63	Presentation	56
78	Northwestern (Minn.)	85
73	Crown (Minn.)	83
58	St. Scholastica ■	73

Nickname: Lumberjacks  
 Colors: Navy, Orange & White  
 Arena: Kendrigan Gymnasium  
 Capacity: 1,200; Year Built: 1964  
 AD: Steve Wammer  
 SID: Dan Roiger

**NORTHWEST MO. ST.**

Maryville, MO 64468-6001.....II

Coach: Steve Tappmeyer, Southeast Mo. St. 1979

**2005-06 RESULTS (22-10)**

95	St. Mary (Kan.) ■	39
81	Rockhurst †	90
80	Baker †	62
77	Graceland (Iowa) ■	42
64	Southeastern Okla. †	51
80	Sterling (Kan.) †	67
73	Lincoln (Mo.)	49
69	Northern St. ■	79
73	Tex. A&M-Kingsville †	68
94	Dallas Christian †	46
60	St. Mary's (Tex.)	54
94	Central Mo. St.	99
77	Washburn	60
80	Southwest Baptist ■	68
63	Mo. Western St. ■	48
52	Mo. Southern St.	50
72	Emporia St. ■	67
90	Pittsburg St. ■	42
56	Truman	60
69	Central Mo. St. ■	73
71	Truman ■	76
42	Pittsburg St.	64
108	Emporia St.	101
76	Mo. Southern St. ■	64
63	Mo. Western St.	70
67	Southwest Baptist	61
73	Washburn ■	58
72	Mo. Western St. †	49
63	Southwest Baptist †	65
66	West Tex. A&M †	51
83	Southwest Baptist	80
71	Tarleton St. †	72

Nickname: Bearcats



Colors: Green & White  
 Arena: Bearcat Arena  
 Capacity: 2,500; Year Built: 1955  
 AD: Bob Boerigter  
 SID: Chad Waller

**NORTHWEST NAZARENE**

Nampa, ID 83686.....II

Coach: Tim Hills, Corban 1968

**2005-06 RESULTS (12-15)**

56	Cal St. San B'dino †	80
80	Cal St. Monterey Bay †	72
66	Cal Poly Pomona ■	70
99	Westminster (Utah) ■	93
91	Willamette ■	84
102	Western Mont. ■	79
96	Colorado Col.	57
68	Regis (Colo.)	72
98	Cal Poly Pomona	101
107	Seattle Pacific	124
98	Humboldt St.	105
97	Western Ore.	88
66	Alas. Fairbanks ■	98
82	Alas. Anchorage ■	80
63	Western Wash.	76
103	Central Wash.	100
83	Seattle ■	90
93	St. Martin's ■	96
80	Western Ore. ■	75
90	Humboldt St. ■	96
76	Alas. Anchorage	100
78	Alas. Fairbanks	70
76	Central Wash. ■	94
75	Western Wash. ■	74
84	St. Martin's	80
77	Seattle	86
86	Seattle Pacific ■	110

Nickname: Crusaders  
 Colors: Red and Black  
 Arena: Montgomery Fieldhouse  
 Capacity: 3,500; Year Built: 1971  
 AD: Rich Sanders  
 SID: Craig Stensgaard

**NORTHWESTERN**

Evanston, IL 60208.....I

Coach: Bill Carmody, Union (N.Y.) 1975

**2005-06 RESULTS (14-15)**

61	Lehigh †	59
61	Charlotte †	47
48	UNC Wilmington †	56
69	Fla. Atlantic ■	59
49	DePaul	59
57	Virginia	72
61	Delaware St. ■	54
62	Ill.-Chicago ■	71
44	Seton Hall	42
69	DePauw ■	36
82	Northern Colo. ■	47
66	Purdue ■	53
57	Minnesota	49
61	Penn St. ■	65
52	Wisconsin	68
51	Michigan	68
47	Illinois ■	58
78	Purdue	76
63	Indiana	72
66	Michigan St. ■	77
51	Iowa ■	48
73	IPFW ■	49
47	Illinois	63
52	Ohio St.	61
62	Wisconsin ■	51
55	Penn St.	68
53	Ohio St. ■	56
57	Minnesota	53
42	Penn St. †	60

Nickname: Wildcats

Colors: Purple & White  
 Arena: Welsh-Ryan Arena  
 Capacity: 8,117; Year Built: 1952  
 AD: Mark Murphy  
 SID: Michael Mahoney

**NORTHWESTERN (MINN.)**

St. Paul, MN 55113.....III

Coach: Tim Grosz, Northwestern (Minn.)

**2005-06 RESULTS (20-7)**

79	North Central (Minn. ■)	66
72	Trinity Int'l ■	69
75	Macalester	61
78	Hamline	77
78	Viterbo ■	75
88	Principia †	57
63	Judson (Ill.)	75
81	Crossroads ■	45
64	Luther	69
89	North Central (Minn.)	75
60	Augsburg ■	47
76	Martin Luther	53
73	Bethany Lutheran	67
56	Presentation ■	60
66	Minn.-Morris ■	64
67	St. Scholastica	77
88	Crown (Minn.) ■	82
75	Northland	72
82	Minn.-Morris	78
77	Presentation	63
91	Bethany Lutheran ■	88
76	Martin Luther ■	68
85	Northland ■	78
58	St. Scholastica ■	73
85	Crown (Minn.)	74
65	Bethany Lutheran †	73
68	Bethany Lutheran ■	71

Nickname: Eagles  
 Colors: Purple, Gold, White  
 Arena: Ericksen Center  
 Capacity: 1,272  
 AD: Matt Hill  
 SID: Corey Borchardt

**NORTHWESTERN ST.**

Natchitoches, LA 71497-0003....I

Coach: Mike McConathy, Louisiana Tech 1977

**2005-06 RESULTS (26-8)**

77	East Tex. Baptist ■	74
72	Missouri	81
76	Mississippi St.	75
76	Centenary (La.)	74
55	Wichita St.	57
68	Oklahoma St.	64
89	Harding ■	61
92	LSU-Shreveport ■	82
72	Oregon St. †	61
77	Iowa St. †	81
76	Hawaii	80
61	Texas A&M	73
79	Texas-Arlington	67
81	La.-Monroe	68
70	Southeastern La. ■	60
73	Sam Houston St.	80
60	Southeastern La.	58
70	UTSA ■	59
89	Texas St. ■	71
77	Sam Houston St. ■	68
72	Stephen F. Austin	66
82	Texas-Arlington	79
81	La.-Monroe ■	65
79	Nicholls St.	70
63	Utah St.	66
80	Lamar ■	67
97	McNeese St. ■	79
76	Texas St.	71
85	UTSA	64

75	UTSA ■	61
80	Lamar ■	66
95	Sam Houston St. ■	87
64	Iowa †	63
54	West Virginia †	67

Nickname: Demons  
 Colors: Purple, White & Orange  
 Arena: Prather Coliseum  
 Capacity: 4,300; Year Built: 1963  
 AD: Gregory S. Burke  
 SID: Doug Ireland

**NORTHWOOD**

Midland, MI 48640-2398.....II

Coach: Bob Taylor, Arkansas Tech 1980

**2005-06 RESULTS (7-20)**

62	Western Mich.	82
75	Aquinas ■	64
68	Gannon	65
53	Pitt.-Johnstown †	63
71	Ferris St.	88
69	Grand Valley St.	85
65	Michigan Tech ■	74
84	Lake Superior St. ■	73
75	Lewis ■	101
70	Rochester College ■	64
94	Marygrove ■	90
91	Davenport ■	54
55	Hillsdale	76
52	Wayne St. (Mich.)	68
67	Mercyhurst	69
55	Gannon	66
71	Ashland ■	74
54	Findlay ■	74
54	Northern Mich.	73
49	Michigan Tech	60
77	Ferris St. ■	97
61	Grand Valley St. ■	72
65	Saginaw Valley	70
55	Northern Mich. ■	62
65	Hillsdale ■	67
67	Lake Superior St.	70
69	Saginaw Valley ■	65

Nickname: Timberwolves  
 Colors: Columbia Blue & White  
 Arena: E.W. Bennett Sports Center  
 Capacity: 1,500; Year Built: 1979  
 AD: Pat Riepma/Rick Smoliak  
 SID: Travis McCurdy

**NORWICH**

Northfield, VT 05663.....III

Coach: Paul Booth, St. Joseph (Vt.) 1983

**2005-06 RESULTS (21-8)**

57	St. Edward's	89
68	Texas Lutheran †	69
71	Suffolk ■	60
91	Thomas ■	79
88	Castleton St. ■	64
79	Southern Vt. ■	73
68	Johnson & Wales (R.I.) ■	55
76	Middlebury	59
68	Mass. Liberal Arts ■	38
80	Emerson	60
84	Emmanuel (Mass.) ■	82
86	Suffolk	76
75	Albertus Magnus	65
94	Rivier ■	78
62	Emmanuel (Mass.)	65
88	Daniel Webster	55
41	Western New Eng.	58
58	Johnson & Wales (R.I.)	71
57	Emerson ■	67
89	Daniel Webster	45
73	Rivier	62
55	Western New Eng. ■	65
75	Southern Vt.	74
108	Albertus Magnus ■	67

79	Southern Vt. ■	57
63	Western New Eng. ■	59
85	Emerson ■	76
82	Elms ■	70
50	St. John Fisher	71

Nickname: Cadets  
 Colors: Maroon & Gold  
 Arena: Andrews Hall  
 Capacity: 1,500; Year Built: 1980  
 AD: Anthony A. Mariano  
 SID: Todd Bamford

**NOTRE DAME**

Notre Dame, IN 46556.....I

Coach: Mike Brey, George Washington 1982

**2005-06 RESULTS (16-14)**

84	Lafayette ■	66
69	Hofstra ■	50
48	North Carolina St. †	61
67	Michigan ■	71
78	Alabama	71
81	Florida Int'l ■	47
65	IPFW	63
80	Niagara ■	59
75	Columbia ■	68
85	Fordham ■	49
74	Wofford	71
97	Pittsburgh	100
67	DePaul	73
82	Syracuse ■	88
92	Providence ■	77
65	Marquette	67
82	Georgetown ■	85
70	Villanova	72
70	West Virginia	71
86	Louisville	89
90	Rutgers ■	63
62	South Fla. ■	55
102	Seton Hall	91
74	Connecticut	75
72	Marquette ■	80
82	Providence	75
66	DePaul ■	61
63	Georgetown †	67
79	Vanderbilt ■	69
84	Michigan	87

Nickname: Fighting Irish  
 Colors: Blue & Gold  
 Arena: Joyce Center  
 Capacity: 11,418; Year Built: 1968  
 AD: Kevin White  
 SID: Bernadette Cafarelli

**NOVA SOUTHEASTERN**

Fort Lauderdale, FL 33314.....II

Coach: Gary Tuell, Louisville 1973

**2005-06 RESULTS (17-11)**

77	Ouachita Baptist	58
57	Northeastern St. †	58
67	UCF	86
71	West Fla.	66
61	Ouachita Baptist †	57
73	Fla. Gulf Coast	70
92	North Ala. ■	91
80	Northern Ky. ■	73
49	Adelphi ■	59
75	Lynn ■	78
88	Florida Tech	71
71	Barry ■	70
75	Eckerd ■	69
87	St. Leo	85
71	Tampa ■	44
58	Fla. Southern	63
68	Rollins	71
56	West Fla. ■	74
95	Lynn ■	82
82	Florida Tech ■	57

85 Fla. Southern ■.....	73
68 Eckerd.....	64
64 Fla. Gulf Coast ■.....	67
94 St. Leo ■.....	75
50 Tampa.....	66
55 Barry.....	78
79 Rollins ■.....	57
62 Barry †.....	67

Nickname: Sharks  
 Colors: Navy Blue & Gray  
 Arena: George Mayer Gymnasium  
 Capacity: 1,000  
 AD: Michael Mominney  
 SID: Robert Prior

**NYACK**

Nyack, NY 10960-3698.....ll

Coach: John D. Jones, Liberty 1989

**2005-06 RESULTS (13-16)**

61 Queens (N.Y.) †.....	90
68 Adelphi †.....	76
69 Mercy ■.....	81
75 Caldwell.....	72
87 Dominican (N.Y.) ■.....	69
82 Post ■.....	79
85 NJIT.....	80
73 St. Rose ■.....	71
84 Holy Family ■.....	75
79 Bloomfield.....	113
72 Felician.....	62
79 Wilmington (Del.).....	76
87 Philadelphia U. ■.....	83
64 Goldey-Beacom ■.....	65
62 Phila. Sciences.....	66
61 Goldey-Beacom.....	78
58 Post.....	81
65 Le Moyne.....	70
69 NJIT ■.....	70
83 Dominican (N.Y.).....	87
102 Wilmington (Del.) ■.....	86
69 Phila. Sciences ■.....	75
87 Holy Family.....	83
70 Caldwell ■.....	77
71 Philadelphia U.....	85
82 Felician ■.....	74
104 Bloomfield ■.....	105
89 Felician ■.....	81
93 Bloomfield †.....	102

Nickname: Warriors  
 Colors: Crimson, Grey, Navy Blue  
 Arena: Bowman Center  
 Capacity: 1,300; Year Built: 1974  
 AD: Keith Davie  
 SID: Josh Thompson

**OAKLAND**

Rochester, MI 48309-4401.....l

Coach: Greg Kampe, Bowling Green 1978

**2005-06 RESULTS (11-18)**

73 Albany (N.Y.) †.....	90
72 St. Peter's †.....	69
102 Notre Dame (Ohio) ■.....	74
77 Duquesne ■.....	53
76 Bowling Green.....	66
66 Miami (Ohio) ■.....	78
59 St. Louis ■.....	66
69 Marquette.....	90
60 Wis.-Milwaukee.....	83
90 Spring Arbor ■.....	74
61 Toledo.....	64
58 Missouri.....	74
64 Valparaiso.....	95
81 IUPUI ■.....	82
89 Chicago St. ■.....	76
73 Wittenberg ■.....	76
91 UMKC.....	93

76 Western Ill.....	64
63 Oral Roberts.....	74
66 Centenary (La.) ■.....	75
95 Valparaiso ■.....	89
68 Western Ill. ■.....	64
72 IUPUI.....	87
53 Oral Roberts ■.....	90
81 UMKC ■.....	84
86 Centenary (La.).....	76
78 Southern Utah.....	75
80 Chicago St.....	91
63 IUPUI †.....	69

Nickname: Golden Grizzlies  
 Colors: Black and Gold  
 Arena: Athletics Center 'O'Rena  
 Capacity: 4,000; Year Built: 1998  
 AD: Greg Kampe  
 SID: Phil Hess

**OAKLAND CITY**

Oakland City, IN 47660-1099 ..ll

Coach: Mike Sandifar, Okla. Panhandle 1971

**2005-06 RESULTS (18-11)**

78 St. Louis Christian.....	45
72 Ball St.....	78
72 Ky. Wesleyan.....	86
116 Mid-Continent †.....	63
81 Heritage Baptist †.....	31
48 Henderson St. ■.....	50
101 Temple Baptist ■.....	54
78 St. Joseph's (Ind.) ■.....	84
80 Ohio Valley.....	84
110 Crossroads.....	58
65 Ala.-Huntsville.....	79
56 Southern Ind.....	114
99 Mid-Continent ■.....	51
122 Central St. (Ohio).....	127
69 Ky. Wesleyan.....	74
90 Calvary Bible.....	64
91 Indianapolis.....	82
105 Heritage Baptist.....	48
101 Temple Baptist.....	66
78 Ala.-Huntsville ■.....	73
115 Ind.-Northwest.....	80
65 SIU Edwardsville ■.....	81
102 Heritage Baptist ■.....	59
110 Lincoln Chrst.....	62
98 Central St. (Ohio) ■.....	96
109 East-West U. ■.....	74
95 Walla Walla ■.....	65
77 Chowan ■.....	74
89 Spring Arbor ■.....	93

Nickname: Mighty Oaks  
 Colors: Navy & White  
 Arena: Johnson Center  
 Capacity: 1,600; Year Built: 1987  
 AD: Mike Sandifar  
 SID: Dave Terrell

**OBERLIN**

Oberlin, OH 44074.....lll

Coach: Frank Dobbs, Villanova 1984

**2005-06 RESULTS (2-22)**

60 Elms †.....	80
54 St. Joseph's (Me.) †.....	66
80 Baldwin-Wallace ■.....	96
70 Carnegie Mellon.....	106
61 Keystone †.....	77
51 Defiance ■.....	82
59 Wabash.....	90
51 Adrian ■.....	61
53 Wooster.....	112
57 Hiram.....	68
74 Case Reserve.....	96
51 Wittenberg ■.....	86
74 Denison ■.....	82

52 Kenyon.....	89
57 Allegheny ■.....	82
63 Earlham ■.....	82
51 Ohio Wesleyan.....	90
66 Wabash.....	91
65 Denison.....	74
102 Hiram ■.....	100
55 Allegheny.....	86
73 Kenyon ■.....	68
53 Ohio Wesleyan ■.....	73
60 Earlham.....	81

Nickname: Yeomen  
 Colors: Crimson & Gold  
 Arena: Philips Gymnasium  
 Capacity: 1,800; Year Built: 1971  
 AD: Joe Karlgard  
 SID: Zachary Pretzer

**OCCIDENTAL**

Los Angeles, CA 90041 .....lll

Coach: Brian Newhall, Occidental 1983

**2005-06 RESULTS (20-6)**

77 Pacific Union †.....	44
109 West Coast Chrst. †.....	36
75 La Sierra ■.....	45
88 William Jessup.....	73
59 Pacific Union.....	58
71 Azusa Pacific.....	89
65 Chapman.....	60
67 La Sierra.....	62
68 Whitworth ■.....	67
73 Amherst ■.....	68
68 La Verne †.....	56
70 Cal Lutheran ■.....	42
63 Whittier.....	43
112 Redlands.....	92
52 Claremont-M-S ■.....	48
53 Pomona-Pitzer ■.....	52
80 Caltech.....	66
78 La Verne ■.....	82
58 Cal Lutheran.....	45
65 Whittier ■.....	61
123 Redlands ■.....	129
55 Claremont-M-S.....	62
63 Pomona-Pitzer.....	67
80 Caltech ■.....	46
48 Claremont-M-S ■.....	41
81 Puget Sound.....	89

Nickname: Tigers  
 Colors: Orange & Black  
 Arena: Rush Gymnasium  
 Capacity: 1,800; Year Built: 1967  
 AD: Dixon Farmer  
 SID: Andrew Holmes

**OGLETHORPE**

Atlanta, GA 30319-2797 .....lll

Coach: Philip Ponder, LaGrange 1995

**2005-06 RESULTS (12-14)**

73 LaGrange.....	70
81 Maryville (Tenn.) †.....	89
74 Emory.....	72
96 Averett ■.....	99
80 Piedmont.....	100
74 Huntingdon.....	71
79 Emory.....	73
76 LaGrange ■.....	61
79 Wesleyan (Conn.) †.....	69
61 Embury-Riddle.....	68
93 Millsaps ■.....	92
88 Rhodes ■.....	81
92 Hendrix ■.....	70
57 Trinity (Tex.).....	60
69 Southwestern (Tex.).....	82
69 Rose-Hulman ■.....	75
77 DePauw ■.....	92
93 Maryville (Tenn.).....	88

69 Millsaps.....	83
100 Sewanee.....	86
76 Centre.....	89
80 Trinity (Tex.) ■.....	87
74 Southwestern (Tex.) ■.....	58
70 Rhodes.....	71
80 Hendrix.....	81
71 Southwestern (Tex.) †.....	87

Nickname: Stormy Petrels  
 Colors: Black & Gold  
 Arena: Dorough Fieldhouse  
 Capacity: 2,000; Year Built: 1962  
 AD: Jay Gardiner  
 SID: Jim Owen

**OHIO**

Athens, OH 45701 .....ll

Coach: Tim O'Shea, Boston College 1984

**2005-06 RESULTS (19-11)**

77 St. Francis (Pa.) ■.....	61
81 American ■.....	50
69 Marist.....	63
71 Rhode Island.....	63
58 Cincinnati.....	86
73 Shippensburg ■.....	57
56 Detroit ■.....	55
63 Kentucky †.....	71
87 Western Mich. ■.....	55
71 Ball St. ■.....	60
75 Eastern Mich.....	63
76 Central Mich. ■.....	44
59 Northern Ill.....	64
71 Toledo.....	68
66 Akron ■.....	63
51 Buffalo.....	70
59 Miami (Ohio) ■.....	73
60 Kent St. ■.....	73
93 Bowling Green.....	90
78 Northern Ill. ■.....	67
62 Western Mich.....	65
54 Miami (Ohio).....	65
64 Samford ■.....	52
85 Buffalo ■.....	72
61 Akron.....	76
80 Kent St.....	78
85 Bowling Green ■.....	48
82 Central Mich. ■.....	53
73 Miami (Ohio) †.....	58
59 Kent St. †.....	72

Nickname: Bobcats  
 Colors: Hunter Green & White  
 Arena: Convocation Center  
 Capacity: 13,080; Year Built: 1968  
 AD: Kirby Hocutt  
 SID: Jason Cunningham

**OHIO NORTHERN**

Ada, OH 45810.....llll

Coach: Jeff Coleman, Ohio Northern 1990

**2005-06 RESULTS (21-6)**

74 DePauw †.....	66
85 Mich.-Dearborn †.....	68
82 Master's †.....	69
90 Huson †.....	70
89 Mount Union ■.....	63
82 Defiance ■.....	55
122 Marietta.....	99
65 Baldwin-Wallace ■.....	67
87 John Carroll.....	75
54 Wittenberg.....	65
59 Wilmington (Ohio) ■.....	65
67 Capital ■.....	63
81 Otterbein.....	70
101 Heidelberg ■.....	68
58 Muskingum.....	64

74 Capital.....	60
87 Otterbein ■.....	64
92 Heidelberg.....	77
70 Muskingum ■.....	66
76 Mount Union.....	72
75 Wilmington (Ohio).....	78
82 Marietta ■.....	58
72 Baldwin-Wallace.....	68
73 John Carroll ■.....	58
72 John Carroll ■.....	59
80 Muskingum †.....	64
84 Baldwin-Wallace.....	91

Nickname: Polar Bears  
 Colors: Burnt Orange & Black  
 Arena: ONU Sports Center  
 Capacity: 3,200; Year Built: 1975  
 AD: Thomas E. Simmons  
 SID: Tim Glon

**OHIO ST.**

Columbus, OH 43210.....I

Coach: Thad Matta, Butler 1990

**2005-06 RESULTS (26-6)**

81 Chicago St. ■.....	52
79 Butler ■.....	69
69 Virginia Tech ■.....	56
81 St. Joseph's.....	74
92 Norfolk St. ■.....	59
85 Belmont ■.....	75
70 Iowa St. †.....	67
74 Tennessee St. ■.....	65
87 Gardner-Webb ■.....	58
78 LSU ■.....	76
104 Penn St. ■.....	69
79 Indiana.....	81
80 Purdue.....	64
59 Michigan St. ■.....	62
77 Wisconsin ■.....	67
75 Penn St.....	64
62 Iowa.....	67
95 Florida A&M ■.....	53
67 Minnesota ■.....	53
94 Michigan.....	85
69 Illinois ■.....	53
73 Wisconsin.....	78
61 Northwestern ■.....	52
79 Michigan St.....	68
64 Michigan.....	54
56 Northwestern.....	53
76 Purdue ■.....	57
63 Penn St. †.....	56
52 Indiana †.....	51
60 Iowa †.....	67
70 Davidson †.....	62
52 Georgetown †.....	70

Nickname: Buckeyes  
 Colors: Scarlet & Gray  
 Arena: Value City Arena  
 Capacity: 18,500; Year Built: 1998  
 AD: Eugene Smith  
 SID: Dan Wallenberg

**OHIO VALLEY**

Vienna, WV 26105.....II

Coach: Bill McGee, Lubbock Chrst. 1982

**2005-06 RESULTS (6-22)**

64 Shippensburg ■.....	62
72 Slippery Rock.....	68
70 Mt. Vernon Naz. ■.....	81
75 Pitt-Johnstown †.....	77
70 Gannon.....	84
58 Mercyhurst.....	90
72 Shippensburg.....	86
84 Oakland City ■.....	80
76 Coastal Caro.....	109
78 Glenville St. ■.....	72
73 West Va. Wesleyan ■.....	75
64 Alderson-Broadus.....	78

70 Davis & Elkins.....	87
95 Bluefield St. ■.....	86
60 Fairmont St.....	75
96 West Liberty St. ■.....	113
59 Salem Inf'l.....	95
86 Wheeling Jesuit ■.....	106
71 Shepherd.....	83
69 West Virginia St. ■.....	94
85 West Va. Tech.....	98
70 Charleston (W.V.).....	81
71 Concord ■.....	86
61 Fairmont St. ■.....	58
83 West Liberty St.....	96
66 Salem Inf'l ■.....	78
61 Wheeling Jesuit.....	72
76 Glenville St.....	77

Nickname: Fighting Scots  
 Colors: Royal Blue & White (w/ Red Accent)  
 Arena: Snyder Activity Center  
 Capacity: 1,000; Year Built: 1993  
 AD: Ron Pavan  
 SID: Michael Oblisk

**OHIO WESLEYAN**

Delaware, OH 43015.....III

Coach: Mike DeWitt, Ohio Wesleyan 1987

**2005-06 RESULTS (18-9)**

66 Haverford †.....	78
91 Swarthmore †.....	68
70 Wash. & Jeff.....	67
76 Mount Union †.....	68
72 Robert Morris-Chi. †.....	91
64 Capital ■.....	57
83 Hiram.....	58
76 Allegheny ■.....	61
55 Wilmington (Ohio).....	70
84 Thomas More †.....	67
78 Otterbein.....	84
91 Denison.....	58
88 Kenyon.....	74
61 Wabash ■.....	55
86 Earlham ■.....	87
60 Wittenberg.....	77
94 Wooster.....	103
90 Oberlin ■.....	51
121 Hiram ■.....	70
71 Wabash.....	68
77 Allegheny.....	67
54 Wittenberg ■.....	66
78 Earlham.....	77
73 Oberlin.....	53
86 Wooster ■.....	83
106 Allegheny ■.....	67
46 Wittenberg †.....	63

Nickname: Battling Bishops  
 Colors: Red & Black  
 Arena: Branch Rickey Arena  
 Capacity: 2,300; Year Built: 1976  
 AD: Roger Ingles  
 SID: Mark Beckenbach

**OKLAHOMA**

Norman, OK 73019.....I

Coach: Kelvin Sampson, UNC Pembroke 1978

**2005-06 RESULTS (20-9)**

68 Samford ■.....	41
88 Binghamton ■.....	60
81 Belmont ■.....	59
62 Tulsa.....	53
74 Villanova.....	85
57 Coppin St. ■.....	47
68 Southern U. ■.....	54
68 West Virginia †.....	92
81 Oral Roberts ■.....	73
68 Alabama ■.....	56

50 SMU.....	47
58 Nebraska.....	59
69 Missouri ■.....	71
45 Texas A&M.....	44
60 Texas Tech ■.....	48
82 Baylor.....	52
82 Texas ■.....	72
71 Texas A&M ■.....	63
58 Kansas.....	59
73 Oklahoma St.....	65
80 Baylor ■.....	52
75 Colorado.....	84
83 Iowa St. ■.....	82
71 Texas Tech.....	70
71 Kansas St. ■.....	70
67 Oklahoma St. ■.....	66
48 Texas.....	72
63 Nebraska †.....	69
74 Wis.-Milwaukee †.....	82

Nickname: Sooners  
 Colors: Crimson & Cream  
 Arena: Lloyd Noble Center  
 Capacity: 12,000; Year Built: 1975  
 AD: Joseph R. Castiglione  
 SID: Mike Houck

**OKLA. PANHANDLE**

Goodwell, OK 73939.....II

Coach: Curt Connor, Loras 1995

**2005-06 RESULTS (10-18)**

67 West Tex. A&M ■.....	77
55 Wichita St.....	83
84 Midwestern St. ■.....	85
77 South Dakota †.....	79
48 Neb.-Omaha.....	68
74 Southwest Baptist.....	92
64 Southwest Baptist ■.....	92
66 Midwestern St.....	76
53 Eastern N.M.....	69
64 West Tex. A&M.....	69
62 Eastern N.M. ■.....	59
67 East Central.....	86
77 Mont. St.-Billings.....	88
89 Mont. St.-Billings.....	90
58 St. Edward's.....	62
74 Johnson & Wales (CO) ■.....	49
61 Lincoln (Mo.).....	71
80 Western N.M. ■.....	64
82 Western N.M. ■.....	81
77 Incarnate Word.....	70
71 St. Mary's (Tex.) ■.....	64
87 Western N.M.....	96
63 Incarnate Word.....	54
41 St. Mary's (Tex.).....	64
61 St. Edward's.....	60
80 Mont. St.-Billings ■.....	60
88 Lincoln (Mo.).....	71
67 Mont. St.-Billings.....	80

Nickname: Aggies  
 Colors: Crimson, and Royal Blue  
 Arena: Carl Williams Field House  
 Capacity: 2,200; Year Built: 1958  
 AD: Jerry Olson  
 SID: Scott Puryear

**OKLAHOMA ST.**

Stillwater, OK 74078-5070.....I

Coach: Eddie Sutton, Oklahoma St. 1958

**2005-06 RESULTS (17-16)**

74 Texas-Arlington ■.....	65
94 Jackson St. ■.....	53
90 Detroit ■.....	56
66 TCU †.....	58
68 Boston College †.....	76
80 UNLV ■.....	62
64 SMU ■.....	54
64 Northwestern St. ■.....	68

62 Gonzaga †.....	64
97 Mercer ■.....	61
89 Tennessee †.....	73
71 UAB.....	90
84 Arkansas St. ■.....	64
69 Pepperdine.....	49
61 Missouri.....	69
79 Texas A&M ■.....	77
66 Baylor.....	48
78 Colorado ■.....	80
46 Texas.....	80
90 Texas Tech.....	92
57 Nebraska ■.....	59
63 Kansas St.....	61
65 Oklahoma ■.....	73
44 Texas A&M.....	46
49 Kansas ■.....	64
81 Texas ■.....	60
52 Iowa St.....	68
74 Texas Tech ■.....	63
66 Oklahoma.....	67
79 Baylor ■.....	76
79 Iowa St. †.....	70
62 Kansas †.....	63
59 Miami (Fla.).....	62

Nickname: Cowboys  
 Colors: Orange & Black  
 Arena: Gallagher-Iba Arena  
 Capacity: 13,611; Year Built: 1938  
 AD: Mike Holder  
 SID: Mike Noteware

**OLD DOMINION**

Norfolk, VA 23529-0197.....I

Coach: Blaine Taylor, Montana 1982

**2005-06 RESULTS (24-10)**

74 Georgia †.....	65
65 Fordham †.....	52
81 Wisconsin †.....	84
80 Mt. St. Mary's ■.....	57
77 VMI.....	62
79 East Caro. ■.....	53
54 George Mason ■.....	53
42 Drexel.....	61
87 DePaul ■.....	43
58 Richmond.....	61
57 UAB.....	85
58 Virginia Tech ■.....	55
64 UNC Wilmington ■.....	59
85 Towson.....	71
85 Northeastern ■.....	79
77 Georgia St.....	62
78 Va. Commonwealth ■.....	75
68 Hofstra ■.....	76
65 William & Mary.....	56
74 Drexel ■.....	67
47 George Mason.....	66
63 Hofstra.....	65
87 James Madison ■.....	69
81 William & Mary ■.....	60
74 Va. Commonwealth.....	80
75 Georgia St. ■.....	56
84 Marist ■.....	71
75 James Madison.....	58
69 Delaware.....	53
63 Northeastern †.....	71
79 Colorado.....	61
70 Manhattan ■.....	66
61 Hofstra.....	51
43 Michigan †.....	66

Nickname: Monarchs  
 Colors: Slate Blue, Sky Blue, & Silver  
 Arena: Ted Constant Convocation Ctr.  
 Capacity: 8,424; Year Built: 2002  
 AD: Jim Jarrett  
 SID: Carol Hudson

**OLD WESTBURY**

Old Westbury, NY 11568 .....III

Coach: Bernard Tomlin, Hofstra 1976

**2005-06 RESULTS (14-12)**

81 Hunter ■	59
63 York (N.Y.) ■	64
76 Manhattanville	84
72 New Paltz St. ■	62
86 Mt. St. Vincent ■	62
70 Nazareth ■	66
66 Maritime (N.Y.)	60
62 Hampden-Sydney	77
62 Neumann ↑	64
53 Marymount (Va.)	64
79 N.C. Wesleyan ↑	67
62 Farmingdale ■	70
47 Eastern Conn. St. ■	46
95 Purchase St.	44
63 St. Joseph's (L.I.) ■	66
77 Merchant Marine ■	85
66 Stevens Institute ■	64
64 Farmingdale	86
72 Yeshiva ■	44
102 Centenary (N.J.)	75
52 Merchant Marine	41
55 St. Joseph's (L.I.)	59
63 Mt. St. Mary (N.Y.)	66
96 Maritime (N.Y.) ■	67
76 Briarcliffe ■	54
69 Manhattanville	73

Nickname: Panthers  
 Colors: Forest Green & White  
 Arena: Clark Athletic Center  
 Capacity: 2,500; Year Built: 1981  
 AD: Bernard Tomlin  
 SID: Elizabeth Papetti Reilly

**OLIVET**

Olivet, MI 49076 .....III

Coach: Kurt Soderberg, Wis.-Stevens Point 1993

**2005-06 RESULTS (6-20)**

89 Andrews ■	49
66 Spring Arbor ■	70
65 Saginaw Valley	68
70 Anderson (Ind.)	65
67 Madonna	72
68 Defiance ■	50
52 Wis.-Whitewater	67
77 Buena Vista ↑	67
51 Elmhurst	64
63 Marian (Ind.) ↑	71
63 St. Norbert ↑	70
61 Alma	80
53 Hope ■	78
58 Tri-State ■	72
57 Adrian	55
71 Calvin	73
42 Kalamazoo	56
56 Albion ■	73
75 Alma ■	65
61 Hope	75
75 Tri-State	77
60 Adrian ■	62
61 Calvin ■	71
47 Kalamazoo ■	59
54 Albion	81
76 Calvin	82

Nickname: Comets  
 Colors: Red & White  
 Arena: Upton Center  
 Capacity: 1,500; Year Built: 1981  
 AD: Thomas Shaw  
 SID: Geoffrey Henson

**ONEONTA ST.**

Oneonta, NY 13820-4015 .....III

Coach: Vincent Medici, Cortland St. 1987

**2005-06 RESULTS (9-16)**

64 Lynchburg ↑	54
62 Muhlenberg	72
69 Utica ■	78
82 Cazenovia ■	59
75 New Paltz St.	76
72 Buffalo St. ■	88
67 Fredonia St. ■	54
61 Hartwick	55
60 St. Joseph's (L.I.) ↑	54
51 Richard Stockton ↑	68
83 St. Joseph (Conn.) ↑	53
62 Cortland St. ■	74
66 Utica/Rome	69
61 Plattsburgh St.	65
59 Geneseo St. ■	74
72 New Paltz St. ■	47
63 Potsdam St.	82
76 Brockport St. ■	77
64 Ithaca	69
69 Fredonia St.	79
65 Buffalo St.	77
69 Geneseo St.	78
50 Oswego St.	87
74 Plattsburgh St. ■	63
71 Potsdam St. ■	69

Nickname: Red Dragons  
 Colors: Red & White  
 Arena: Dewar Arena  
 Capacity: 3,500; Year Built: 1999  
 AD: Steve Garner  
 SID: Geoff Hassard

**ORAL ROBERTS**

Tulsa, OK 74171 .....I

Coach: Scott Sutton, Oklahoma St. 1994

**2005-06 RESULTS (21-12)**

67 Utah St. ■	72
68 Southern California ↑	48
70 Marquette ↑	73
62 Monmouth ↑	54
90 St. Gregory's ■	52
68 Tulsa ■	52
76 Missouri St. ■	88
79 Northern Colo.	66
74 La-Lafayette	95
64 Utah St.	65
73 Oklahoma	81
54 Minnesota	67
74 Chicago St.	65
84 Southern Utah	79
83 Western Ill. ■	66
60 Valparaiso	80
86 IUPUI ■	76
74 Oakland ■	63
65 Western Ill.	70
74 Centenary (La.) ■	53
74 UMKC	56
89 Southern Utah ■	57
69 Chicago St. ■	58
90 Oakland	53
75 IUPUI	80
86 UMKC ■	79
74 Montana	88
83 Centenary (La.)	57
87 Valparaiso ■	78
60 Western Ill. ↑	53
77 Valparaiso ↑	58
85 Chicago St. ↑	72
78 Memphis ↑	94

Nickname: Golden Eagles  
 Colors: Gold, Navy Blue & White  
 Arena: Mabee Center  
 Capacity: 10,575; Year Built: 1972

AD: R. Michael Carter  
 SID: Cris Belvin

**OREGON**

Eugene, OR 97401 .....I

Coach: Ernie Kent, Oregon 1977

**2005-06 RESULTS (15-18)**

83 Savannah St. ■	23
80 Bowie St. ■	55
84 Pacific ■	62
84 Rice ■	60
75 Vanderbilt	76
57 Georgetown ■	71
59 Illinois ↑	89
75 Santa Clara ■	66
61 New Mexico	68
91 Howard ■	55
72 Portland	80
52 Portland St. ■	54
70 Oregon St. ■	64
66 California	77
62 Stanford	64
67 Arizona St. ■	53
73 Arizona ■	68
52 Washington St.	50
59 Washington	78
49 UCLA ■	56
78 Southern California ■	84
56 Stanford ■	57
60 California ■	62
68 Arizona	70
98 Arizona St.	87
72 Washington ■	75
67 Washington St. ■	37
73 Southern California	61
53 UCLA	70
62 Oregon St.	65
66 Washington St. ↑	55
84 Washington ↑	73
87 California ↑	91

Nickname: Ducks  
 Colors: Green & Yellow  
 Arena: McArthur Court  
 Capacity: 9,087; Year Built: 1927  
 AD: William Moos  
 SID: Greg Walker

**OREGON ST.**

Corvallis, OR 97331 .....I

Coach: Jay John, Arizona 1981

**2005-06 RESULTS (13-18)**

62 Tennessee Tech	90
88 Prairie View ■	71
73 Fresno St.	80
69 UNLV ■	63
62 Portland	76
70 Northern Colo. ■	52
64 Georgia ↑	60
61 Northwestern St. ↑	72
61 South Fla. ↑	56
73 Western Mich. ↑	68
78 Tex.-Pan American ■	54
64 Oregon	70
66 Stanford	80
72 California	64
75 Arizona ■	65
63 Arizona St. ■	65
65 Washington	69
59 Washington St.	50
70 Southern California ■	72
54 UCLA ■	63
52 California ■	69
64 Stanford ■	71
59 Arizona St.	76
58 Arizona	80
71 Washington St. ■	62
63 Washington ■	96
60 UCLA	78

84 Southern California	89
65 Oregon ■	62
71 Arizona St. ↑	68
47 UCLA ↑	79

Nickname: Beavers  
 Colors: Orange & Black  
 Arena: Gill Coliseum  
 Capacity: 10,400; Year Built: 1950  
 AD: Bob DeCarolis  
 SID: Roger Horne

**OSWEGO ST.**

Oswego, NY 13126 .....III

Coach: Kevin Broderick, Nazareth 1989

**2005-06 RESULTS (22-8)**

81 York (N.Y.) ■	69
77 Skidmore ■	55
95 Cazenovia	66
67 Geneseo St. ■	60
92 Brockport St. ■	77
68 Nazareth ■	66
73 York (N.Y.) ↑	57
63 Rochester Inst.	79
83 St. Lawrence	91
79 Clarkson	73
71 Fredonia St.	64
63 Potsdam St. ■	51
81 Utica/Rome ■	88
93 Buffalo St.	75
74 New Paltz St.	60
59 Cortland St.	56
93 Utica/Rome	89
58 Fredonia St. ■	54
77 Plattsburgh St.	85
78 Buffalo St. ■	80
63 Utica ■	49
76 New Paltz St. ■	52
87 Oneonta St. ■	50
68 Potsdam St.	82
73 Brockport St.	53
66 Geneseo St. ■	62
65 Plattsburgh St. ↑	69
84 Rochester Inst. ■	81
76 Potsdam St. ■	60
60 Ithaca ■	61

Nickname: Lakers  
 Colors: Hunter Green and Golden Yellow  
 Arena: Max Ziel Gymnasium  
 Capacity: 3,500; Year Built: 1968  
 AD: Timothy Hale  
 SID: Jeremy DaRin

**OTTERBEIN**

Westerville, OH 43081-2006 .....III

Coach: Dick Reynolds, Otterbein 1965

**2005-06 RESULTS (12-14)**

99 Trinity (Tex.) ↑	87
56 Southwestern (Tex.)	66
96 Hendrix	70
72 Transylvania	73
77 Baldwin-Wallace ■	102
56 Wilmington (Ohio) ■	74
81 John Carroll	83
73 Mount Union ■	63
43 Wittenberg	60
85 Nazareth ■	61
84 Ohio Wesleyan ■	78
78 Heidelberg	84
59 Muskingum	64
70 Ohio Northern ■	81
74 Capital	72
78 Marietta	65
71 Muskingum ■	65
64 Ohio Northern	87
64 Capital ■	59
78 Marietta ■	68
76 Baldwin-Wallace	96
96 Heidelberg ■	81



78 John Carroll ■.....	56
65 Wilmington (Ohio).....	78
72 Mount Union.....	75
62 Muskingum.....	81

Nickname: Cardinals  
 Colors: Tan & Cardinal  
 Arena: The Rike Center  
 Capacity: 3,100; Year Built: 1974  
 AD: Richard E. Reynolds  
 SID: Ed Syguda

**OUACHITA BAPTIST**

Arkadelphia, AR 71998-0001 ...II

Coach: Charlie Schaefer, Texas Tech 1993

**2005-06 RESULTS (12-17)**

77 Philander Smith ■.....	67
58 Nova Southeastern ■.....	77
81 Abilene Christian ■.....	64
51 Southeastern Okla.....	67
60 Southwestern Okla. †.....	47
71 West Tex. A&M.....	76
81 Arizona Bible ■.....	76
74 Mo. Western St. †.....	67
57 Nova Southeastern †.....	61
83 Williams Baptist ■.....	48
61 West Virginia St. †.....	71
80 Midwestern St. †.....	76
76 Central Baptist ■.....	53
70 Southern Ark. ■.....	56
58 Central Ark.....	61
80 Christian Bros. ■.....	83
52 Arkansas Tech.....	49
48 Henderson St. ■.....	60
64 Harding.....	70
60 Delta St. ■.....	80
60 Ark.-Monticello ■.....	66
73 Southern Ark.....	67
70 Central Ark. ■.....	77
68 Christian Bros.....	82
78 Arkansas Tech ■.....	59
38 Henderson St.....	54
73 Harding ■.....	86
67 Delta St.....	73
75 Ark.-Monticello.....	81

Nickname: Tigers  
 Colors: Purple & Gold  
 Arena: Vining Arena  
 Capacity: 2,500; Year Built: 1966  
 AD: David R. Sharp  
 SID: Chris Babb

**OZARKS (ARK.)**

Clarksville, AR 72830-2880.....III

Coach: Matt O'Connor, Davidson 1991

**2005-06 RESULTS (14-12)**

84 Rust.....	88
50 Mary Hardin-Baylor ■.....	48
92 Concordia-Austin ■.....	89
80 Sul Ross St.....	84
78 Howard Payne.....	74
65 Arkansas Tech.....	85
76 Schreiner ■.....	73
76 Texas Lutheran ■.....	66
65 Austin.....	62
57 Hendrix.....	81
63 Hardin-Simmons.....	71
80 McMurry.....	110
72 Texas-Tyler.....	63
55 Texas-Dallas.....	63
69 Austin ■.....	56
87 East Tex. Baptist ■.....	70
88 LeTourneau ■.....	74
71 Louisiana Col.....	62
54 Mississippi Col.....	71
73 Louisiana Col. ■.....	61
67 Mississippi Col. ■.....	75
94 Texas-Tyler ■.....	92
76 Texas-Dallas ■.....	74

66 East Tex. Baptist.....	87
64 LeTourneau.....	76
77 McMurry †.....	90

Nickname: Eagles  
 Colors: Purple & Gold  
 Arena: Mabee Gym  
 Capacity: 2,500; Year Built: 1958  
 AD: Dave De Hart  
 SID: Josh Peppas

**PACE**

Pleasantville, NY 10570-2799 ...II

Coach: Jim Harter, Delaware 1982

**2005-06 RESULTS (12-16)**

105 Molloy ■.....	74
80 Mass.-Lowell ■.....	64
73 Southern N.H.....	85
86 Assumption ■.....	61
85 Bryant.....	92
79 American Int'l ■.....	71
84 St. Michael's.....	82
78 Bowie St.....	82
86 Caldwell.....	70
61 Bridgeport ■.....	76
75 New Haven ■.....	59
61 Franklin Pierce.....	62
69 St. Rose.....	79
66 Southern Conn. St. ■.....	61
63 Southern N.H. ■.....	67
79 Mass.-Lowell.....	87
68 Franklin Pierce ■.....	69
79 Assumption.....	60
72 Bryant ■.....	78
81 American Int'l.....	75
85 Merrimack ■.....	81
71 Stonehill.....	83
60 Bentley ■.....	80
54 St. Rose ■.....	58
73 Southern Conn. St.....	66
68 Le Moyne.....	73
75 St. Anselm ■.....	96
70 Southern N.H.....	83

Nickname: Setters  
 Colors: Navy & Gold  
 Arena: Goldstein Athletics Center  
 Capacity: 2,400; Year Built: 2002  
 AD: Joseph F. O'Donnell  
 SID: Ken Sweeten

**PACIFIC**

Stockton, CA 95211 .....I

Coach: Bob Thomason, Pacific 1971

**2005-06 RESULTS (24-8)**

74 Sonoma St. ■.....	55
89 Bowie St. †.....	60
82 Savannah St. †.....	37
62 Oregon.....	84
60 Santa Clara.....	63
75 San Francisco.....	71
70 Nevada ■.....	77
81 San Jose St. ■.....	63
91 Western Ky.....	75
99 Fresno St. ■.....	63
66 UTEP.....	72
84 UC Davis.....	51
63 Texas A&M ■.....	56
71 UC Riverside ■.....	83
83 Cal St. Fullerton ■.....	74
78 Long Beach St.....	72
61 UC Irvine.....	70
67 UC Davis ■.....	56
64 Cal Poly.....	62
65 UC Santa Barb.....	53
64 UC Irvine ■.....	52
87 Long Beach St. ■.....	78
67 Cal St. Fullerton.....	62
95 UC Riverside.....	58
69 New Mexico St. ■.....	79

79 Cal St. Northridge ■.....	51
70 Cal St. Northridge.....	66
64 UC Santa Barb. ■.....	36
75 Cal Poly ■.....	53
68 Cal Poly †.....	57
78 Long Beach St. †.....	70
76 Boston College †.....	88

Nickname: Tigers  
 Colors: Orange & Black  
 Arena: A.G. Spanos Center  
 Capacity: 6,150; Year Built: 1981  
 AD: Lynn King  
 SID: Mike Millerick

**PACIFIC (ORE.)**

Forest Grove, OR 97116-1797 .III

Coach: Jason Lowery, Pomona-Pitzer 1997

**2005-06 RESULTS (10-15)**

39 Southern Ore. ■.....	63
76 Multnomah Bible.....	54
66 Cascade.....	60
64 Cascade ■.....	61
78 Pacific Lutheran ■.....	71
54 Puget Sound ■.....	76
74 Claremont-M-S ■.....	71
49 Southern Ore.....	56
64 Northwest Chrst.....	61
42 Menlo.....	57
60 Linfield.....	76
67 George Fox ■.....	70
69 Willamette ■.....	73
60 Lewis & Clark.....	65
65 Whitman.....	90
73 Whitworth.....	86
72 Pacific Lutheran.....	75
64 Puget Sound.....	82
71 Northwest Chrst. ■.....	65
59 Linfield ■.....	53
72 George Fox.....	79
56 Willamette.....	91
96 Lewis & Clark ■.....	65
77 Whitman ■.....	73
60 Whitworth ■.....	66

Nickname: Boxers  
 Colors: Red, Black & White  
 Arena: Pacific Athletic Center  
 Capacity: 2,500; Year Built: 1970  
 AD: Ken Schumann  
 SID: Blake Timm

**PACIFIC LUTHERAN**

Tacoma, WA 98447-0003 .....III

Coach: Dave Harshman, Washington St. 1970

**2005-06 RESULTS (5-20)**

63 Eastern Wash.....	89
89 Northwest (Wash.).....	99
71 Pacific (Ore.).....	78
65 Willamette.....	82
66 Northwest (Wash.) ■.....	79
67 Concordia (Ore.).....	104
75 Concordia (Ore.) ■.....	84
81 Ramapo †.....	90
63 Wash. & Jeff. †.....	54
59 Northern Ariz.....	96
73 Linfield †.....	76
76 Puget Sound.....	102
96 Linfield ■.....	87
63 Whitman ■.....	88
81 Whitworth ■.....	72
61 George Fox.....	78
92 Lewis & Clark.....	94
75 Pacific (Ore.) ■.....	72
65 Willamette ■.....	80
76 Puget Sound ■.....	96
74 Linfield.....	82
81 Whitman.....	65

61 Whitworth.....	78
92 George Fox ■.....	93
75 Lewis & Clark ■.....	82

Nickname: Lutes  
 Colors: Black & Gold  
 Arena: Olson Auditorium  
 Capacity: 3,200; Year Built: 1969  
 AD: Laurie Turner  
 SID: Dave Girrad

**PAINE**

Augusta, GA 30901-3182 .....II

Coach: Ron Spry, Campbellville 1975

**2005-06 RESULTS (20-9)**

62 Augusta St. ■.....	58
84 St. Augustine's.....	102
68 Kentucky St. ■.....	63
70 Lane ■.....	63
57 Augusta St.....	70
89 LeMoyn-Owen ■.....	75
68 Miles ■.....	62
68 Clark Atlanta.....	54
80 Morehouse.....	76
81 Kentucky St.....	84
47 Lane.....	50
78 Fort Valley St. ■.....	68
57 Albany St. (Ga.) ■.....	53
88 Morehouse.....	85
82 LeMoyn-Owen.....	66
61 Miles.....	59
60 Benedict.....	72
62 Stillman.....	72
70 Tuskegee.....	63
85 Clark Atlanta ■.....	59
89 Morris ■.....	74
89 Claflin ■.....	74
68 Stillman ■.....	75
113 Tuskegee.....	77
72 Fort Valley St.....	70
67 Albany St. (Ga.).....	62
62 Benedict ■.....	67
86 Kentucky St. †.....	78
53 Stillman †.....	63

Nickname: Lions  
 Colors: Purple & White  
 Arena: Randall Carter Gymnasium  
 Capacity: 1,200; Year Built: 1952  
 AD: Ronnie O. Spry  
 SID: Kimberly May

**PALM BEACH ATL.**

West Palm Beach, FL 33416 .....II

Coach: Stephon Leary, Liberty 1992

**2005-06 RESULTS (5-25)**

65 Lynn.....	101
93 Florida Tech ■.....	89
66 Tampa ■.....	89
74 Barry ■.....	87
70 Fla. Southern.....	95
79 St. Leo.....	91
66 Tampa.....	85
69 Eckerd †.....	88
84 Florida Tech.....	83
71 Fla. Southern ■.....	87
67 Lynn ■.....	75
54 Rice.....	93
88 St. Leo.....	85
86 Mt. Mercy ■.....	96
49 Winthrop.....	101
70 Eckerd.....	82
85 Lesley ■.....	79
67 Delta St.....	117
55 Fla. Gulf Coast.....	74
79 Claflin.....	90
70 Rollins ■.....	86
69 Valdosta St. ■.....	96
69 West Fla. ■.....	100
60 Fla. Gulf Coast ■.....	69

55	Rollins	91
76	Clafin ■	57
49	Barry	72
61	North Greenville †	89
49	Clafin †	53
47	Chowan ■	73

Nickname: Sailfish  
 Colors: Navy blue & white  
 Arena: Greene Complex, Rubin Arena  
 Capacity: 2,000  
 AD: Robert White  
 SID: Nathan Nunley

**PENN**

Philadelphia, PA 19104-6322 ....I

Coach: Fran Dunphy, La Salle 1970

**2005-06 RESULTS (20-9)**

82	Siena ■	77
68	Drexel ■	60
60	Colorado ■	78
86	Navy ■	73
46	Temple ■	50
59	Duke	72
55	Villanova ■	62
58	Hawaii	55
72	BYU-Hawaii	62
84	Citadel	49
63	Fordham	78
84	Cornell ■	44
87	Columbia ■	55
105	Lafayette ■	73
73	La Salle ■	65
44	St. Joseph's ■	47
68	Brown ■	51
74	Yale ■	52
70	Dartmouth	51
81	Harvard	68
60	Princeton ■	41
57	Columbia	59
67	Cornell	56
74	Harvard ■	71
68	Dartmouth ■	52
57	Yale	55
74	Brown	68
59	Princeton	60
52	Texas †	60

Nickname: Quakers  
 Colors: Red & Blue  
 Arena: The Palestra  
 Capacity: 8,722; Year Built: 1927  
 AD: Steve Bilsky  
 SID: Mike Mahoney

**PENN ST.**

University Park, PA 16802 .....I

Coach: Ed DeChellis, Penn St. 1982

**2005-06 RESULTS (15-15)**

66	Cornell ■	54
93	Nicholls St. ■	56
80	Long Island ■	64
88	Clemson ■	96
55	Texas A&M	60
75	UMKC ■	71
54	Pittsburgh	91
88	St. Francis (Pa.) ■	74
75	New Hampshire ■	51
74	IPFW ■	59
65	Mt. St. Mary's ■	53
69	Ohio St.	104
65	Northwestern	61
76	Iowa ■	80
74	Purdue ■	54
64	Ohio St. ■	75
43	Wisconsin	72
60	Michigan St.	69
65	Michigan ■	71
66	Illinois	65

66	Minnesota ■	77
62	Wisconsin ■	82
71	Indiana ■	68
69	Purdue	61
65	Indiana	69
68	Northwestern ■	55
38	Iowa	65
60	Northwestern †	42
56	Ohio St. †	63
71	Rutgers ■	76

Nickname: Nittany Lions  
 Colors: Blue & White  
 Arena: Bryce Jordan Center  
 Capacity: 15,261; Year Built: 1996  
 AD: Timothy M. Curley  
 SID: Brian Siegrist

**PENN ST.-ALTOONA**

Altoona, PA 16601-3760 .....III

Coach: Alan Seretti, Allegheny 1999

**2005-06 RESULTS (7-18)**

72	Case Reserve	78
70	Adrian †	81
69	Grove City ■	64
77	Heidelberg ■	93
68	Hood ■	67
80	Mt. Aloysius ■	86
75	Waynesburg ■	70
55	Penn St.-Behrend	63
63	Pitt.-Bradford	80
48	La Roche ■	61
66	Lake Erie ■	77
64	Frostburg St. ■	67
61	Medaille	64
73	Hilbert	75
72	Pitt.-Greensburg ■	84
89	Mt. Aloysius	98
93	Frostburg St.	71
53	Pitt.-Bradford ■	56
52	Penn St.-Behrend ■	50
65	Pitt.-Greensburg	75
45	Lake Erie	73
36	La Roche	57
60	Hood	76
69	Hilbert ■	63
81	Medaille ■	78

Nickname: Lions  
 Colors: Navy Blue & White  
 Arena: Adler Athletic Complex  
 Capacity: 800; Year Built: 1972  
 AD: Fredina M. Ingold  
 SID: Brent Baird

**PENN ST.-BEHREND**

Erie, PA 16563-0101 .....III

Coach: Dave Niland, Le Moyne 1989

**2005-06 RESULTS (20-8)**

77	Wesley ■	75
73	Mount Union ■	62
118	Westminster (Pa.) ■	101
65	Pitt.-Greensburg	68
65	Frostburg St.	50
72	Fredonia St.	58
83	Puget Sound †	98
59	Milwaukee Engr. †	55
78	Allegheny ■	64
63	Penn St.-Altoona ■	55
93	Mt. Aloysius	88
71	Pitt.-Bradford ■	48
69	Medaille	29
49	Lake Erie	52
53	La Roche	43
75	Hilbert ■	44
66	Frostburg St. ■	55
77	Pitt.-Greensburg ■	79
79	Medaille ■	50
80	Mt. Aloysius	63

50	Penn St.-Altoona	52
54	Hilbert	55
67	Pitt.-Bradford	58
57	La Roche ■	51
62	Lake Erie ■	39
54	Frostburg St. ■	59
68	Wesley ■	60
45	Pitt.-Greensburg †	48

Nickname: Behrend Lions  
 Colors: Blue & White  
 Arena: Athletics & Recreation Cn  
 Capacity: 1,600; Year Built: 2000  
 AD: Brian Streeter  
 SID: Paul Benim

**PENN ST.-BERKS**

Reading, PA 19610-6009 .....III

Coach: Scott Yarnell, Alvernia 1990

**2005-06 RESULTS (13-13)**

66	Alvernia	79
94	Newport News †	80
63	Gallaudet	74
79	Cabrini ■	84
72	Kutztown	97
58	Keuka ■	66
59	Chestnut Hill ■	56
66	Shepherd	78
58	D'Youville	55
70	Villa Julie	67
59	Chestnut Hill	75
85	Cazenovia ■	74
57	Polytechnic (N.Y.)	50
76	Phila. Bible	70
48	Arcadia	83
74	Bard	63
52	DeSales	81
92	Villa Julie ■	69
62	Baptist Bible (Pa.) ■	86
56	Polytechnic (N.Y.) ■	55
61	Keystone	75
80	Purchase St.	59
44	Phila. Bible ■	71
76	Purchase St. ■	64
69	Chestnut Hill ■	67
67	Keystone	85

Nickname: Nittany Lions  
 Colors: Blue & White  
 Arena: Beaver Community Center  
 Capacity: 550; Year Built: 1980  
 AD: William Sutherland  
 SID: Kate Corcoran

**PEPPERDINE**

Malibu, CA 90263 .....I

Coach: Paul Westphal, Southern California 1972

**2005-06 RESULTS (7-20)**

56	Connecticut ■	75
66	Cal St. Fullerton	76
79	UC Irvine ■	76
45	Dayton	63
55	Wisconsin	71
56	UC Santa Barb.	65
65	Colorado St.	71
92	Long Beach St. ■	86
43	Kansas	63
75	UNLV	61
87	Cal St. Northridge ■	72
49	Oklahoma St. ■	69
63	San Francisco ■	71
55	San Diego ■	54
73	Gonzaga	102
82	Portland	84
61	St. Mary's (Cal.) ■	83
65	Santa Clara ■	45
70	Loyola Marymount	62
71	San Diego	84

63	San Francisco	66
78	Loyola Marymount	89
76	Portland ■	81
71	Gonzaga ■	81
66	St. Mary's (Cal.)	76
56	Santa Clara	62
72	San Diego †	85

Nickname: Waves  
 Colors: Blue & Orange  
 Arena: Firestone Fieldhouse  
 Capacity: 3,104; Year Built: 1973  
 AD: John G. Watson  
 SID: Al Barba

**PFEIFFER**

Misenheimer, NC 28109-0960..II

Coach: Dave Davis, Warren Wilson 1983

**2005-06 RESULTS (18-11)**

97	Virginia St. ■	77
100	Indiana (Pa.) †	90
102	Concord †	97
81	Barton ■	85
95	Belmont Abbey ■	71
131	Bluefield St. ■	70
106	St. Andrews ■	98
104	Alderson-Broaddus †	106
83	Salem Int'l	89
77	Coker ■	51
83	Erskine ■	95
100	Lees-McRae	93
97	Queens (N.C.)	82
97	Limestone ■	88
89	Anderson (S.C.)	92
87	St. Andrews	89
74	Mount Olive ■	87
92	Queens (N.C.) ■	82
99	Lees-McRae ■	92
85	Limestone	86
87	Erskine	73
99	Belmont Abbey	82
70	Barton	74
83	St. Andrews ■	70
73	Coker	60
89	Mount Olive	105
87	Anderson (S.C.) ■	67
94	Belmont Abbey ■	74
102	Mount Olive	105

Nickname: Falcons  
 Colors: Black & Gold  
 Arena: Merner Gymnasium  
 Capacity: 2,500; Year Built: 1971  
 AD: Robert Stewart  
 SID: Chris Potter

**PHILA. BIBLE**

Langhorne, PA 19047-2990 .....III

Coach: Dick Beach, King's (N.Y.) 1971

**2005-06 RESULTS (12-15)**

70	Rowan ■	102
57	Colorado Col.	66
35	Wabash †	77
89	Valley Forge Chrst.	88
73	D'Youville ■	63
85	Purchase St.	94
66	Widener ■	81
78	Cazenovia	96
71	Swarthmore	94
71	Chestnut Hill ■	69
80	Purchase St. ■	70
77	Bard ■	75
66	Villa Julie ■	73
70	Penn St.-Berks	76
71	Polytechnic (N.Y.)	60
57	Baptist Bible (Pa.)	86
73	Chestnut Hill	86
86	Washington Bible	42
73	Keystone ■	81

50 Villa Julie.....	67
76 Davis.....	47
65 Keuka.....	77
73 Polytechnic (N.Y.) ■.....	69
85 Lancaster Bible ■.....	70
71 Penn St.-Berks.....	44
89 Lancaster Bible ■.....	83
55 Baptist Bible (Pa.).....	83

Nickname: Crimson Eagles  
 Colors: Crimson & Black  
 Arena: Mason Activity Center  
 Capacity: 600; Year Built: 1993  
 AD: Richard Beach  
 SID: Joy Moyer

**PHILA. SCIENCES**

Philadelphia, PA 19104-4495....II

Coach: David Pauley, Temple 1979

**2005-06 RESULTS (12-16)**

60 East Stroudsburg.....	68
56 West Chester.....	63
59 Philadelphia U.....	63
63 Dominican (N.Y.) ■.....	66
47 Felician ■.....	63
64 Goldey-Beacom.....	76
64 Post.....	71
80 Gwynedd-Mercy ■.....	64
85 Chestnut Hill ■.....	67
80 Kutztown.....	84
69 NJIT ■.....	56
67 Bloomfield ■.....	84
66 Caldwell.....	63
80 Wilmington (Del.) ■.....	58
69 Holy Family.....	66
66 Nyack ■.....	62
64 Philadelphia U. ■.....	71
65 Dominican (N.Y.).....	72
60 NJIT.....	46
70 Post ■.....	57
75 Nyack.....	69
66 Goldey-Beacom ■.....	62
62 Wilmington (Del.).....	73
65 Felician.....	84
97 Bloomfield.....	101
66 Caldwell ■.....	71
60 Holy Family ■.....	59
75 Bloomfield.....	101

Nickname: Devils  
 Colors: Cardinal & Silver  
 Arena: Robert "Bobby" Morgan Arena  
 Capacity: 1,000; Year Built: 2003  
 AD: Robert C. Morgan  
 SID: Bob Heller

**PHILADELPHIA U.**

Philadelphia, PA 19144-5497....II

Coach: Herb Magee, Philadelphia U.  
 1963

**2005-06 RESULTS (20-11)**

66 Columbus St. †.....	83
80 Bridgeport †.....	63
78 Presbyterian †.....	84
51 St. Thomas Aquinas.....	62
76 American Int'l ■.....	73
78 Molloy ■.....	62
63 Phila. Sciences ■.....	59
103 Post.....	62
74 Goldey-Beacom ■.....	65
95 Wilmington (Del.) ■.....	68
65 Dominican (N.Y.).....	57
74 Mercy.....	49
54 Mass.-Lowell.....	71
64 Felician.....	69
71 Adelphi ■.....	60
60 Caldwell ■.....	74
68 NJIT.....	62
83 Nyack.....	87
82 Holy Family ■.....	73

73 Bloomfield.....	75
71 Phila. Sciences.....	64
78 Post ■.....	59
79 Wilmington (Del.).....	83
76 Bloomfield ■.....	74
74 Dominican (N.Y.) ■.....	71
69 NJIT.....	65
77 Felician ■.....	80
81 Goldey-Beacom.....	61
85 Nyack ■.....	71
97 Holy Family.....	72
63 Caldwell.....	67

Nickname: Rams  
 Colors: Maroon & Grey  
 Arena: Bucky Harris Gym  
 Capacity: 1,000; Year Built: 1960  
 AD: Thomas R. Shirley Jr.  
 SID: Tony Berich

**PIEDMONT**

Demorest, GA 30535.....III

Coach: Lee Glenn, Methodist 2000

**2005-06 RESULTS (13-12)**

64 Greensboro †.....	67
73 Ferrum †.....	63
110 Warren Wilson.....	67
100 Oglethorpe ■.....	80
76 Millsaps.....	82
98 Rust †.....	92
67 Southern Poly.....	97
101 Atlanta Christian ■.....	86
77 Gordon ■.....	85
79 Averett.....	77
86 Methodist.....	73
91 LaGrange.....	86
76 Maryville (Tenn.) ■.....	97
93 Pensacola Christian ■.....	77
53 Huntingdon.....	57
84 Fisk ■.....	90
98 Toccoa Falls.....	74
65 Maryville (Tenn.).....	87
104 Toccoa Falls ■.....	61
91 Fisk.....	104
93 LaGrange ■.....	91
110 Methodist ■.....	100
86 Huntingdon ■.....	91
87 LaGrange †.....	89

Nickname: Lions  
 Colors: Green & Gold  
 Arena: Johnny Mize Center  
 Capacity: 5,000; Year Built: 2000  
 AD: John Dzik  
 SID: Richard Dombrowsky

**PITTSBURG ST.**

Pittsburg, KS 66762.....III

Coach: Gene Iba, Tulsa 1963

**2005-06 RESULTS (9-19)**

62 Mesa St. †.....	77
39 Colorado Mines.....	52
56 Rockhurst ■.....	59
66 Bemidji St. †.....	71
69 Mo. Baptist †.....	75
76 St. Gregory's ■.....	59
82 Hannibal-La Grange ■.....	50
106 St. Joseph (Vt.) ■.....	48
69 Avila ■.....	58
80 Mo. Western St. ■.....	60
61 St. Mary's (Tex.) †.....	64
77 Seattle Pacific †.....	83
69 Southwest Baptist.....	73
68 Emporia St.....	80
84 Mo. Southern St. ■.....	86
68 Truman ■.....	55
58 Washburn.....	71
42 Northwest Mo. St.....	90
78 Central Mo. St. ■.....	80
74 Central Mo. St.....	79

64 Northwest Mo. St. ■.....	42
67 Washburn ■.....	60
76 Truman.....	81
63 Mo. Southern St.....	75
89 Emporia St. ■.....	85
69 Southwest Baptist ■.....	78
65 Mo. Western St.....	91
52 Southwest Baptist †.....	67

Nickname: Gorillas  
 Colors: Crimson & Gold  
 Arena: John Lance Arena  
 Capacity: 6,500; Year Built: 1971  
 AD: Charles Broyles  
 SID: Dan Wilkes

**PITTSBURGH**

Pittsburgh, PA 15260.....I

Coach: Jamie Dixon, TCU 1987

**2005-06 RESULTS (25-8)**

82 St. Peter's ■.....	71
86 Robert Morris ■.....	59
62 Maine ■.....	49
79 St. Francis (N.Y.) ■.....	58
78 Auburn ■.....	41
71 Duquesne.....	60
91 Penn St. ■.....	54
63 Vermont ■.....	52
77 Coppin St. ■.....	51
58 South Carolina.....	51
73 Wisconsin ■.....	64
100 Notre Dame ■.....	97
73 DePaul ■.....	65
61 Louisville.....	57
76 Rutgers.....	68
50 St. John's (N.Y.).....	55
80 Syracuse.....	67
77 Marquette ■.....	71
76 Connecticut.....	80
58 Georgetown.....	61
57 West Virginia ■.....	53
89 Cincinnati ■.....	69
85 Providence.....	77
82 Marquette.....	84
81 Providence ■.....	68
62 West Virginia.....	67
61 Seton Hall.....	65
61 Louisville †.....	56
68 West Virginia †.....	57
68 Villanova †.....	54
61 Syracuse †.....	65
79 Kent St. †.....	64
66 Bradley †.....	72

Nickname: Panthers  
 Colors: Gold & Blue  
 Arena: Petersen Events Center  
 Capacity: 12,508; Year Built: 2003  
 AD: Jeffrey Long  
 SID: Greg Hotchkiss

**PITT.-BRADFORD**

Bradford, PA 16701-2898.....III

Coach: Andy Moore, Mansfield 1986

**2005-06 RESULTS (11-14)**

72 Nazareth †.....	92
131 Marietta †.....	119
121 Westminster (Pa.) ■.....	109
67 Nazareth ■.....	68
73 Frostburg St.....	60
73 Pitt.-Greensburg.....	74
75 Elmira.....	65
54 Fredonia St. ■.....	58
61 Geneseo St.....	70
112 Mt. Aloysius ■.....	99
80 Penn St.-Altoona ■.....	63
48 Penn St.-Behrend.....	71
65 Hilbert ■.....	73
62 La Roche.....	64
67 Lake Erie.....	93

82 Medaille ■.....	69
74 Pitt.-Greensburg ■.....	77
86 Frostburg St. ■.....	90
60 Hilbert.....	49
56 Penn St.-Altoona.....	53
82 Mt. Aloysius.....	96
67 Medaille.....	55
58 Penn St.-Behrend ■.....	67
76 Lake Erie ■.....	78
64 La Roche ■.....	53

Nickname: Panthers  
 Colors: Navy & Gold  
 Arena: Pitt Bradford Sport & Fitness  
 Center  
 Capacity: 1,500; Year Built: 2002  
 AD: Lori Mazza  
 SID: Greg Clark

**PITT.-GREENSBURG**

Greensburg, PA 15601-5898 ...III

Coach: Marcus Kahn, Redlands 1997

**2005-06 RESULTS (18-11)**

81 Penn St. Tech †.....	69
72 Juniata.....	91
85 Fairmont St.....	98
66 Waynesburg.....	75
68 Penn St.-Behrend ■.....	65
74 Pitt.-Bradford ■.....	73
68 Bethany (W.V.).....	88
91 Westminster (Pa.) ■.....	80
73 Grove City.....	80
67 La Roche.....	69
75 Lake Erie.....	96
85 Medaille ■.....	58
80 Hilbert ■.....	62
112 Mt. Aloysius.....	113
78 Frostburg St. ■.....	77
84 Penn St.-Altoona.....	72
77 Pitt.-Bradford.....	74
79 Penn St.-Behrend.....	77
97 Mt. Aloysius ■.....	82
85 Lake Erie.....	71
84 La Roche ■.....	67
75 Penn St.-Altoona ■.....	65
89 Hilbert.....	102
97 Medaille.....	84
95 Frostburg St.....	92
69 Frostburg St. †.....	54
82 Lake Erie.....	83
48 Penn St.-Behrend †.....	45
72 Albright †.....	92

Nickname: Bobcats  
 Colors: Navy Blue & Gold  
 Arena: Chambers Hall  
 Capacity: 500; Year Built: 1989  
 AD: Daniel R. Swalga  
 SID: Kevin Conlon

**PITT.-JOHNSTOWN**

Johnstown, PA 15904-2990.....II

Coach: Bob Rukavina, Indiana (Pa.)  
 1985

**2005-06 RESULTS (21-6)**

85 Bloomsburg.....	87
67 West Liberty St. ■.....	75
82 Dist. Columbia ■.....	49
77 Ohio Valley †.....	75
63 Northwood †.....	53
95 Bloomsburg ■.....	70
92 Glenville St.....	71
60 Clarion ■.....	59
107 Penn St.-Harrisburg †.....	46
70 East Stroudsburg.....	64
88 West Va. Wesleyan ■.....	43
61 Shippensburg ■.....	49
118 Columbia Union ■.....	46
74 Mansfield ■.....	61
85 Concord.....	82

55	Wheeling Jesuit	57
78	Dist. Columbia	64
74	Indiana (Pa.)	85
77	Columbia Union	56
65	West Chester ■	56
67	Mansfield	70
95	Penn St.-McKeesport ■	56
109	Mt. Aloysius ■	78
72	California (Pa.) ■	58
65	Indiana (Pa.) ■	81
87	Lock Haven ■	55
94	Dist. Columbia ■	52

Nickname: Mountain Cats  
 Colors: Vegas Gold & Navy Blue  
 Arena: Sports Center  
 Capacity: 2,400; Year Built: 1976  
 AD: Michael F. Castner  
 SID: Chris Caputo

**PLATTSBURGH ST.**

Plattsburgh, NY 12901 .....III

Coach: Tom Curle, Plattsburgh St. 1981

**2005-06 RESULTS (18-11)**

68	Hartwick ■	43
83	Western New Eng. ■	64
74	Potsdam St.	86
79	Brockport St. ■	85
71	Geneseo St. ■	54
72	Clarkson	51
82	Green Mountain ■	39
100	Keene St. †	101
61	Montclair St.	80
69	St. Lawrence ■	64
58	Cortland St. ■	70
75	Ithaca ■	68
65	Oneonta St. ■	61
41	Cortland St.	62
51	Fredonia St.	61
71	Potsdam St. ■	69
69	Utica/Rome	67
85	Oswego St. ■	77
66	Geneseo St.	59
84	Brockport St.	86
86	Middlebury	76
76	Fredonia St. ■	52
76	Buffalo St. ■	77
113	New Paltz St.	58
63	Oneonta St.	74
88	Brockport St.	86
69	Oswego St. †	65
94	Utica/Rome †	73
65	Hamilton	66

Nickname: Cardinals  
 Colors: Cardinal Red & White  
 Arena: Memorial Hall Gymnasium  
 Capacity: 1,400; Year Built: 1961  
 AD: Bruce Delventhal  
 SID: Patrick Stewart

**PLYMOUTH ST.**

Plymouth, NH 03264-1595 .....III

Coach: John Scheinman, Marist 1984

**2005-06 RESULTS (16-11)**

78	Castleton St. ■	54
78	Rivier	75
73	New England Col. †	47
73	Salem St. ■	70
70	Western Conn. St.	52
103	Tufts ■	77
69	Bridgewater St. ■	67
75	Rhode Island Col.	80
85	Middlebury ■	58
66	Johnson & Wales (R.I.)	70
59	Mass.-Dartmouth ■	58
68	Bowdoin	74
94	Mass.-Boston ■	98
81	Eastern Conn. St.	72
74	Southern Me. ■	58

78	Western Conn. St. ■	65
70	Keene St.	80
78	Me.-Farmington	72
70	Rhode Island Col. ■	89
55	Bates	78
71	Mass.-Dartmouth	83
69	Southern Me.	51
59	Mass.-Boston	49
58	Keene St. ■	65
82	Eastern Conn. St. ■	65
69	Mass.-Dartmouth ■	98
55	MIT	60

Nickname: Panthers  
 Colors: Green & White  
 Arena: Foley Gymnasium  
 Capacity: 2,000; Year Built: 1969  
 AD: John P. Clark  
 SID: Kent Cherrington

**POLYTECHNIC (N.Y.)**

Brooklyn, NY 11201 .....III

Coach: Laddy Baldwin, Long Island 1974

**2005-06 RESULTS (7-19)**

37	Army	76
78	Merchant Marine †	77
39	New York U.	79
50	MIT	67
72	Pratt	48
42	Villa Julie ■	71
50	Baruch	103
46	New York U.	86
70	Purchase St. ■	49
68	Mt. St. Vincent ■	72
70	Baptist Bible (Pa.) ■	77
64	Cazenovia ■	60
50	Penn St.-Berks ■	57
60	Chestnut Hill	69
60	Phila. Bible ■	71
61	Villa Julie	69
46	Keystone	61
45	Keuka ■	81
55	Penn St.-Berks	56
70	Yeshiva ■	76
72	Bard	73
61	D'Youville	60
69	Phila. Bible	73
85	Chestnut Hill ■	78
52	Villa Julie	62

Nickname: Blue Jays  
 Colors: Blue & Gray  
 Arena: Joseph J. & Violet J. Jacobs Building  
 Capacity: 327; Year Built: 2002  
 AD: Maureen Brazziel  
 SID: Robert Zieg

**POMONA-PITZER**

Claremont, CA 91711-6346 .....III

Coach: Charles Katsiaficas, Tufts 1984

**2005-06 RESULTS (16-9)**

60	Vanguard ■	61
47	UC San Diego ■	54
69	Augsburg ■	52
60	Washington-St. Louis †	70
90	West Coast Chrst. ■	66
57	Hope Int'l ■	49
57	La Sierra	45
54	Biola	63
42	Amherst †	61
68	Whitworth †	64
55	UC Santa Cruz ■	45
67	Whittier ■	61
57	Caltech	48
42	Claremont-M-S	56
77	La Verne ■	66
65	Cal Lutheran ■	62

52	Occidental	53
118	Redlands ■	87
74	Whittier	81
78	Caltech ■	41
54	Claremont-M-S ■	59
81	La Verne	70
63	Cal Lutheran	56
67	Occidental ■	63
109	Redlands	93

Nickname: Sagehens  
 Colors: Blue, Orange & White  
 Arena: Voelkel Gymnasium  
 Capacity: 1,500; Year Built: 1989  
 AD: Charles C. Katsiaficas  
 SID: Ben Belleto

**PORTLAND**

Portland, OR 97203-5798 .....I

Coach: Michael Holton, UCLA 1992

**2005-06 RESULTS (11-18)**

75	Ga. Southern †	89
53	San Jose St. †	82
92	UC Riverside ■	74
85	Seattle ■	88
46	Winthrop	77
46	Charlotte	59
99	Long Beach St. ■	95
70	Portland St. ■	52
76	Oregon St. ■	62
46	Washington St.	61
68	Montana St.	70
80	Oregon ■	72
53	UC Santa Barb.	76
66	Cal Poly	61
77	Santa Clara	87
74	St. Mary's (Cal.)	72
68	Loyola Marymount ■	84
84	Pepperdine ■	82
50	San Francisco	62
68	San Diego	78
64	Gonzaga	81
52	St. Mary's (Cal.) ■	66
56	Santa Clara ■	80
83	Gonzaga ■	97
81	Pepperdine	76
71	Loyola Marymount	59
72	San Francisco ■	74
90	San Diego ■	72
68	Santa Clara †	72

Nickname: Pilots  
 Colors: Purple & White  
 Arena: Chiles Center  
 Capacity: 5,000; Year Built: 1984  
 AD: Lawrence Williams  
 SID: Jason Brough

**PORTLAND ST.**

Portland, OR 97207-0751 .....I

Coach: Ken Bone, Seattle Pacific 1983

**2005-06 RESULTS (12-16)**

69	Arkansas	107
79	Bethune-Cookman	62
64	Iowa St.	72
75	Iona †	81
81	Howard †	53
80	Gonzaga	89
62	Middle Tenn. ■	65
52	Portland	70
61	Idaho	59
85	Lewis & Clark ■	59
84	Warner Pacific ■	75
54	Oregon	52
81	Idaho ■	48
60	Sacramento St.	76
77	Northern Ariz.	86
70	Eastern Wash. ■	89
73	Weber St. ■	59
66	Idaho St. ■	68

77	Montana	98
68	Montana St.	69
63	Northern Ariz. ■	65
65	Sacramento St. ■	68
64	Eastern Wash.	72
80	Idaho St.	73
77	Weber St.	66
82	Montana St. ■	59
93	Montana ■	92
75	Eastern Wash.	81

Nickname: Vikings  
 Colors: Green, White & Silver  
 Arena: Peter W. Stott Center  
 Capacity: 1,500; Year Built: 1967  
 AD: Teri Mariani  
 SID: Mike Lund

**POST**

Waterbury, CT 06723 .....II

Coach: Mike Donnelly, Sacred Heart 1997

**2005-06 RESULTS (11-17)**

72	NYIT †	65
63	Bridgeport	71
58	Dominican (N.Y.) ■	71
62	Philadelphia U. ■	103
79	Nyack	82
71	Phila. Sciences ■	64
56	American Int'l	63
47	Mercyhurst †	70
54	St. Michael's	72
63	Goldy-Beacom ■	56
73	Bloomfield	89
74	Felician ■	72
94	Wilmington (Del.)	89
63	Caldwell	66
78	NJIT ■	64
76	Holy Family	79
74	Dominican (N.Y.)	58
81	Nyack ■	58
59	Philadelphia U.	78
57	Goldy-Beacom	55
57	Phila. Sciences	60
68	Caldwell ■	85
105	Felician	99
90	Bloomfield ■	81
85	Wilmington (Del.) ■	88
68	Holy Family ■	80
68	NJIT	74
72	Holy Family	73

Nickname: Eagles  
 Colors: Hunter, Black & White  
 Arena: Drubner Center  
 Capacity: 350; Year Built: 1972  
 AD: Karin Mann  
 SID: Tim McCaffrey

**POTSDAM ST.**

Potsdam, NY 13676-0000 .....III

Coach: Sherry Dobbs, Plattsburgh St. 1998

**2005-06 RESULTS (16-12)**

68	Wilkes †	55
74	Clarkson	60
86	Plattsburgh St. ■	74
79	Clarkson ■	61
84	New Paltz St. ■	60
66	Alfred	72
52	Ithaca	90
63	Hawaii-Hilo †	91
72	Embry-Riddle †	77
75	Worcester St. ■	73
51	Oswego St.	63
60	Cortland St. ■	69
75	St. Lawrence	68
66	Fredonia St.	54
82	Buffalo St.	79
69	Plattsburgh St.	71



82 Oneonta St. ■	63
71 Utica/Rome ■	83
86 Brockport St.	93
78 Geneseo St.	71
85 Utica/Rome	52
97 Buffalo St. ■	81
68 Fredonia St. ■	57
82 Oswego St. ■	68
69 Oneonta St.	71
96 Utica/Rome	97
81 Keuka ■	69
60 Oswego St.	76

Nickname: Bears  
 Colors: Maroon & Gray  
 Arena: Maxcy Hall  
 Capacity: 3,600; Year Built: 1972  
 AD: James Zalacca  
 SID: Boyd Jones

**PRAIRIE VIEW**

Prairie View, TX 77446-0519 .....I

Coach: Darrell Hawkins, Arkansas 1992

**2005-06 RESULTS (5-24)**

87 Paul Quinn ■	72
71 Oregon St.	88
58 Rice	67
65 Louisville	90
48 Richmond †	62
69 Arkansas St. †	82
58 Lamar	99
71 Savannah St. ■	43
83 Huston-Tillotson ■	57
38 Texas	110
65 Southern U. ■	73
64 Alcorn St. ■	72
72 Texas Southern	88
77 Tex. A&M-Corp. Chris	105
77 Jackson St.	88
67 Grambling	74
54 Ark.-Pine Bluff ■	77
62 Mississippi Val. ■	67
71 Alabama A&M	108
70 Alabama U.	78
59 Texas Southern ■	93
68 Jackson St. ■	81
72 Grambling ■	68
54 Ark.-Pine Bluff	67
71 Mississippi Val.	73
70 Alabama A&M ■	86
75 Alabama St. ■	72
62 Southern U.	81
70 Alcorn St.	89

Nickname: Panthers  
 Colors: Purple & Gold  
 Arena: William J. Nicks Building  
 Capacity: 5,000; Year Built: 1968  
 AD: Charles McClelland  
 SID: Harlan Robinson

**PRESBYTERIAN**

Clinton, SC 29325-2998 .....II

Coach: Gregg Nibert, Marietta 1979

**2005-06 RESULTS (25-10)**

75 Neb.-Omaha †	89
72 Caldwell †	51
84 Philadelphia U. †	78
83 Allen ■	66
64 GC&SU	61
77 Lander †	61
76 S.C.-Aiken	58
62 Southern Wesleyan ■	55
67 Erskine	55
74 North Greenville	65
74 S.C. Upstate ■	63
52 Montevallo †	59
56 Armstrong Atlantic	65
67 GC&SU ■	79
96 Mars Hill ■	74

64 Wingate	73
69 Carson-Newman ■	67
76 Newberry ■	72
55 Lenoir-Rhyne	69
65 Tusculum	50
75 Catawba ■	69
91 Allen	48
74 Mars Hill	69
72 Southern Wesleyan	65
80 Wingate ■	73
67 Newberry	82
80 Lenoir-Rhyne ■	62
55 Carson-Newman	49
56 Tusculum ■	53
59 Catawba	65
67 Carson-Newman ■	64
67 Tusculum †	62
50 Wingate ■	61
73 Armstrong Atlantic †	67
58 GC&SU †	77

Nickname: Blue Hose  
 Colors: Blue & Garnet  
 Arena: Ross E. Templeton Center  
 Capacity: 2,500; Year Built: 1975  
 AD: William B. Carlton  
 SID: Al Anslay

**PRESENTATION**

Aberdeen, SD 57401 .....III

Coach: Randy Jordan

**2005-06 RESULTS (8-16)**

91 Valley City St. ■	84
69 Dakota St. ■	93
83 Trinity Bible (N.D.)	89
69 Southwest Minn. St.	92
84 North Central (Minn. ■	73
63 Mt. Marty	76
45 Valley City St.	82
65 Dakota St.	79
70 Northland ■	68
61 St. Scholastica ■	64
60 Northwestern (Minn.)	56
65 Crown (Minn.)	80
75 Trinity Bible (N.D.) ■	47
58 Martin Luther ■	61
75 Bethany Lutheran ■	66
51 Minn.-Morris	58
64 Crown (Minn.) ■	46
63 Northwestern (Minn.) ■	77
59 St. Scholastica	56
56 Northland	63
39 Bethany Lutheran	60
55 Martin Luther	69
65 Minn.-Morris ■	79

Nickname: Saints  
 Colors: Old gold & hunter green  
 Arena: Stode Activity Center  
 Capacity: 1,400  
 AD: Jim Zimmerman  
 SID: To be named

**PRINCETON**

Princeton, NJ 08544 .....I

Coach: Joe Scott, Princeton 1987

**2005-06 RESULTS (12-15)**

41 Drexel ■	54
64 Lehigh	54
46 Lafayette ■	57
39 Colgate	62
47 Temple ■	60
59 Wyoming ■	50
21 Monmouth ■	41
42 Wake Forest	61
34 Stanford †	58
46 Carnegie Mellon ■	51
44 Rutgers	54
41 Rice	52
68 Columbia ■	64

49 Cornell ■	57
50 Davidson	65
66 Yale ■	49
52 Brown ■	37
60 Harvard	59
52 Dartmouth	49
41 Penn	60
76 Cornell	68
64 Columbia	65
63 Dartmouth ■	60
75 Harvard ■	48
46 Brown	61
56 Yale	45
60 Penn ■	59

Nickname: Tigers  
 Colors: Orange & Black  
 Arena: Jadwin Gymnasium  
 Capacity: 6,854; Year Built: 1969  
 AD: Gary D. Walters  
 SID: David Rosenfeld

**PRINCIPIA**

Elsah, IL 62028-9799 .....III

Coach: Garry Sprague, Principia 1986

**2005-06 RESULTS (2-22)**

50 Rhodes	101
47 Kalamazoo †	87
55 St. Louis Pharmacy	83
57 Northwestern (Minn.) †	88
72 Ind.-Northwest †	87
67 Lincoln Chrst.	72
39 Eureka ■	72
52 Westminster (Mo.) ■	72
65 Judson (Ill.) ■	96
56 Blackburn	84
59 MacMurray ■	100
40 Fontbonne	86
43 Webster	74
63 Greenville ■	77
51 Maryville (Mo.)	99
72 St. Louis Pharmacy ■	67
43 Westminster (Mo.)	69
41 Blackburn ■	70
65 Lincoln Chrst. ■	62
48 MacMurray	100
62 Fontbonne ■	71
42 Webster ■	73
49 Greenville	93
50 Maryville (Mo.) ■	100

Nickname: Panthers  
 Colors: Gold & Blue  
 Arena: Hay Field House  
 Capacity: 1,000; Year Built: 1967  
 AD: Lenore Suarez  
 SID: Brian Peticolas

**PROVIDENCE**

Providence, RI 02918 .....I

Coach: Tim Welsh, Potsdam St. 1984

**2005-06 RESULTS (12-15)**

87 Vermont ■	77
75 New Hampshire ■	51
81 Fairfield	78
74 Wichita St.	82
69 Rhode Island	77
77 Florida ■	87
89 Memphis ■	97
92 Northeastern ■	70
76 Yale ■	63
80 San Diego St. ■	65
94 Loyola (Md.) ■	81
62 Georgetown	72
67 Louisville	72
77 Notre Dame	92
48 West Virginia	64
76 DePaul ■	75
79 Rutgers	69
62 Connecticut ■	76

74 Seton Hall ■	77
81 St. John's (N.Y.) ■	73
61 DePaul	60
77 Pittsburgh ■	85
64 Cincinnati	66
77 South Fla. ■	56
68 Pittsburgh	81
75 Notre Dame ■	82
78 Marquette	88

Nickname: Friars  
 Colors: Black, White & Silver  
 Arena: Dunkin' Donuts Center  
 Capacity: 12,993; Year Built: 1972  
 AD: Robert Driscoll  
 SID: Arthur Parks

**PUGET SOUND**

Tacoma, WA 98416-9710 .....III

Coach: Eric Bridgeland, Alabama

**2005-06 RESULTS (23-5)**

78 Evergreen St. ■	68
93 Warner Pacific ■	100
106 Northwest Chrst. ■	77
102 Lewis & Clark	81
76 Pacific (Ore.)	54
98 Penn St.-Behrend †	83
123 Caltech	74
115 UC Riverside	111
87 Ill. Wesleyan †	104
117 Berry †	108
102 Pacific Lutheran ■	76
106 George Fox ■	97
106 Whitworth ■	105
112 Whitman ■	103
68 Willamette	77
79 Linfield	75
94 Lewis & Clark ■	64
82 Pacific (Ore.) ■	64
96 Pacific Lutheran	76
97 George Fox	76
74 Whitworth	98
89 Whitman	81
93 Willamette ■	68
105 Linfield ■	67
94 Whitworth ■	86
89 Occidental ■	81
92 Augustana (Ill.) †	86
99 Ill. Wesleyan †	113

Nickname: Loggers  
 Colors: Maroon & White  
 Arena: Memorial Fieldhouse  
 Capacity: 4,000; Year Built: 1949  
 AD: Amy E. Hackett  
 SID: Chris Thompson

**PURCHASE ST.**

Purchase, NY 10577-1400 .....III

Coach: Denny Carroll, Dayton 1971

**2005-06 RESULTS (4-20)**

73 City Tech †	94
92 Pratt ■	55
66 Brooklyn ■	75
66 Bard ■	60
68 Vassar ■	95
94 Phila. Bible ■	85
51 Baptist Bible (Pa.)	96
75 St. Joseph's (Brkln.)	85
49 Polytechnic (N.Y.)	70
70 Phila. Bible	80
64 Keystone ■	105
73 Chestnut Hill ■	77
68 Villa Julie ■	85
44 Old Westbury ■	95
58 Keuka	78
91 Albany Pharmacy	80
59 Polytechnic (N.Y.) ■	79
69 D'Youville ■	74
69 Chestnut Hill	79

83 Cazenovia .....	87
72 Utica/Rome .....	85
59 Penn St.-Berks ■.....	80
68 Villa Julie.....	113
64 Penn St.-Berks .....	76

Nickname: Panthers  
 Colors: Royal blue, white & orange  
 Arena: PC Arena-Field House  
 Capacity: 1,500  
 AD: Ernie Palmieri  
 SID: To be named

**PURDUE**

West Lafayette, IN 47907-1031 .I

Coach: Matt Painter, Purdue 1993

**2005-06 RESULTS (9-19)**

82 Wofford ■.....	75
85 South Ala. ■.....	67
55 Xavier †.....	74
57 Florida St.....	97
69 Evansville.....	75
69 Chicago St. ■.....	56
65 Loyola (Ill.).....	80
68 New Orleans ■.....	56
79 IPFW ■.....	69
62 Tenn.-Martin ■.....	54
70 Memphis.....	90
53 Northwestern.....	66
65 Michigan.....	68
64 Ohio St. ■.....	80
72 Minnesota ■.....	55
54 Penn St.....	74
49 Indiana.....	62
76 Northwestern ■.....	78
58 Illinois.....	76
68 Iowa ■.....	77
70 Wisconsin ■.....	62
52 Michigan St.....	77
84 Michigan ■.....	70
61 Penn St. ■.....	69
50 Minnesota.....	62
59 Indiana ■.....	70
57 Ohio St.....	76
58 Michigan St. †.....	70

Nickname: Boilermakers  
 Colors: Old Gold & Black  
 Arena: Mackey Arena  
 Capacity: 14,123; Year Built: 1967  
 AD: Morgan J. Burke  
 SID: Elliot Bloom

**QUEENS (N.Y.)**

Flushing, NY 11367.....II

Coach: Kyrk Peponakis, St. John's (N.Y.) 1988

**2005-06 RESULTS (21-8)**

61 St. Anselm.....	84
90 Nyack †.....	61
77 Dominican (N.Y.).....	76
71 Assumption.....	87
94 Mercy ■.....	70
68 Adelphi ■.....	60
78 Concordia (N.Y.).....	65
87 Bentley ■.....	79
79 Mass.-Lowell ■.....	87
84 C.W. Post ■.....	68
79 Felician.....	68
76 Dowling ■.....	67
73 New Haven ■.....	60
100 NYIT ■.....	65
68 St. Thomas Aquinas.....	59
71 Bridgeport.....	91
85 Dowling.....	82
88 Mercy.....	69
54 Adelphi.....	70
90 Concordia (N.Y.) ■.....	64
78 Molloy ■.....	74
85 C.W. Post.....	67

67 New Haven.....	61
86 NYIT.....	71
73 St. Thomas Aquinas ■.....	61
80 Molloy.....	82
82 Bridgeport ■.....	87
83 C.W. Post.....	66
79 Bridgeport †.....	84

Nickname: Knights  
 Colors: Blue & Silver  
 Arena: Fitzgerald Gymnasium  
 Capacity: 3,000; Year Built: 1958  
 AD: Richard Wettan  
 SID: Neal Kaufer

**QUEENS (N.C.)**

Charlotte, NC 28274.....II

Coach: Brian Good, Wisconsin 1993

**2005-06 RESULTS (18-10)**

62 Armstrong Atlantic ■.....	68
57 Tampa †.....	54
71 Eckerd.....	67
95 Mount Olive ■.....	80
98 West Va. Tech ■.....	81
78 Newberry ■.....	70
90 Wingate.....	88
83 Johnson C. Smith ■.....	78
58 Limestone.....	75
84 Lees-McRae ■.....	73
74 Anderson (S.C.).....	58
82 Pfeiffer ■.....	97
71 Barton.....	81
70 Coker ■.....	57
77 Belmont Abbey.....	78
54 Erskine.....	52
71 St. Andrews ■.....	56
82 Pfeiffer.....	92
71 Coker.....	67
78 Limestone.....	76
72 Anderson (S.C.) ■.....	57
43 Mount Olive.....	69
74 Barton ■.....	88
75 Belmont Abbey ■.....	78
63 Erskine ■.....	56
87 Lees-McRae.....	72
72 St. Andrews.....	71
65 Limestone.....	68

Nickname: Royals  
 Colors: Navy Blue and Gold  
 Arena: Owens Athletic Center  
 Capacity: 900; Year Built: 1989  
 AD: Jeannie King  
 SID: Kevin Cooke

**QUINCY**

Quincy, IL 62301-2699.....II

Coach: Marty Bell, South Carolina 1985

**2005-06 RESULTS (22-10)**

67 Robert Morris-S'fiel ■.....	58
62 Truman.....	76
65 Culver-Stockton.....	64
68 Hannibal-La Grange ■.....	53
54 SIU Edwardsville.....	49
91 Drury.....	98
70 Rockhurst.....	66
77 Truman ■.....	81
78 Central St. (Ohio) ■.....	66
76 Lake Superior St. †.....	59
50 Gannon.....	57
60 Indianapolis ■.....	53
64 St. Joseph's (Ind.) ■.....	73
70 Southern Ind.....	82
71 Ky. Wesleyan.....	66
60 Mo.-Rolla ■.....	41
98 Mo.-St. Louis ■.....	74
80 Wis.-Parksides.....	81
72 Lewis.....	62
102 Bellarmine ■.....	106
62 Northern Ky. ■.....	59

75 Mo.-Rolla.....	64
75 Mo.-St. Louis.....	68
72 SIU Edwardsville ■.....	62
76 Southern Ind. ■.....	71
73 Drury ■.....	48
79 Rockhurst ■.....	65
82 Wis.-Parksides †.....	71
63 SIU Edwardsville †.....	57
67 St. Joseph's (Ind.) †.....	68
74 Findlay †.....	67
69 SIU Edwardsville †.....	80

Nickname: Hawks  
 Colors: Brown, White & Gold  
 Arena: Pepsi Arena  
 Capacity: 2,000; Year Built: 1950  
 AD: Patrick Atwell  
 SID: Frank Cash

**QUINNIPIAC**

Hamden, CT 06518-1940.....I

Coach: Joe DeSantis, Fairfield 1979

**2005-06 RESULTS (12-16)**

83 Troy †.....	94
64 New Hampshire †.....	62
106 Concordia (N.Y.) ■.....	57
70 Fairleigh Dickinson.....	76
55 Cornell.....	45
67 Colgate ■.....	59
85 Robert Morris ■.....	90
88 Dartmouth ■.....	77
72 Rhode Island.....	87
75 Connecticut.....	111
63 Wagner.....	81
60 Brown.....	64
102 Fairleigh Dickinson ■.....	81
82 Monmouth.....	85
69 Central Conn. St.....	79
74 Monmouth.....	80
82 Long Island ■.....	69
68 Mt. St. Mary's ■.....	62
66 St. Francis (N.Y.).....	70
72 Sacred Heart ■.....	68
73 St. Francis (N.Y.) ■.....	68
65 St. Francis (Pa.).....	62
77 Robert Morris.....	89
60 Wagner ■.....	64
78 Mt. St. Mary's.....	82
71 Sacred Heart.....	65
67 Central Conn. St. ■.....	79
65 Fairleigh Dickinson.....	66

Nickname: Bobcats  
 Colors: Blue & Gold  
 Arena: Burt Kahn Court-Athletic Center  
 Capacity: 2,000; Year Built: 1969  
 AD: Jack McDonald  
 SID: Tom Wilkins

**RADFORD**

Radford, VA 24142.....I

Coach: Byron Samuels, UNC Asheville 1986

**2005-06 RESULTS (16-13)**

50 Virginia Tech.....	80
69 Western Caro. †.....	56
81 Bowling Green †.....	63
95 East Tenn. St. ■.....	85
55 Arkansas.....	75
91 Southern Va. ■.....	62
83 N.C. A&T.....	76
69 Hampton.....	73
78 Virginia Intermont ■.....	66
69 George Mason.....	81
66 Texas-Arlington †.....	83
85 Dartmouth †.....	78
80 UNC Asheville ■.....	87
60 Liberty.....	50
75 Winthrop ■.....	90
96 High Point ■.....	76

70 Coastal Caro.....	69
80 Charleston So.....	71
101 VMI ■.....	77
57 Birmingham-So.....	70
62 High Point.....	76
57 UNC Asheville.....	64
75 Birmingham-So. ■.....	64
44 Winthrop.....	71
81 Charleston So. ■.....	76
69 Liberty ■.....	54
77 VMI.....	69
75 Coastal Caro. ■.....	84
84 High Point ■.....	87

Nickname: Highlanders  
 Colors: Red, White, Green & Blue  
 Arena: Donald N. Dedmon Center  
 Capacity: 5,000; Year Built: 1981  
 AD: Greig W. Denny  
 SID: Drew Dickerson

**RAMAPO**

Mahwah, NJ 07430-1680.....III

Coach: Chuck McBreen, Towson 1988

**2005-06 RESULTS (18-11)**

87 Medgar Evers ■.....	73
72 FDU-Florham ■.....	55
80 Rutgers-Newark ■.....	88
74 Kean ■.....	71
104 Rutgers-Camden.....	58
94 Montclair St.....	90
78 New Jersey City.....	98
90 Pacific Lutheran †.....	81
79 Wash. & Jeff. †.....	64
74 Biola †.....	70
54 TCNJ.....	55
119 Mitchell.....	77
51 Wm. Paterson ■.....	54
92 Rowan.....	76
116 York (N.Y.).....	113
110 Richard Stockton.....	106
88 New Jersey City ■.....	87
109 Kean.....	106
121 Rutgers-Camden ■.....	79
68 Montclair St. ■.....	74
62 TCNJ.....	74
72 Rutgers-Newark.....	74
96 Rowan ■.....	84
71 Wm. Paterson.....	73
76 Richard Stockton ■.....	79
89 New Jersey City.....	78
57 Richard Stockton.....	54
58 Wm. Paterson.....	67
62 New Jersey City.....	84

Nickname: Roadrunners  
 Colors: Maroon, Black & White  
 Arena: Bradley Center  
 Capacity: 1,500; Year Built: 2004  
 AD: Michael J. Ricciardi  
 SID: Rachel Pinton

**RANDOLPH-MACON**

Ashland, VA 23005.....III

Coach: Mike Rhoades, Lebanon Valley 1995

**2005-06 RESULTS (22-7)**

105 Averett †.....	80
68 Lebanon Valley.....	57
62 Lincoln (Pa.).....	85
89 Lynchburg.....	61
71 Wash. & Lee.....	42
71 Roanoke.....	61
68 East. Mennonite ■.....	63
101 Lincoln (Pa.) ■.....	80
59 St. John Fisher ■.....	52
72 Fisk ■.....	80
70 Kenyon ■.....	48
70 Bridgewater (Va.).....	63
76 Guilford ■.....	71

104 Emory & Henry ■.....	89
61 Hampden-Sydney.....	46
65 Va. Wesleyan ■.....	78
57 Roanoke ■.....	56
71 Wash. & Lee ■.....	67
59 Lynchburg ■.....	34
89 Emory & Henry.....	101
60 Guilford.....	55
52 Va. Wesleyan.....	68
75 East. Mennonite.....	57
91 Hampden-Sydney ■.....	75
69 Bridgewater (Va.) ■.....	59
65 Bridgewater (Va.) †.....	55
92 Hampden-Sydney †.....	83
78 Va. Wesleyan †.....	81
70 Wooster †.....	84

Nickname: Yellow Jackets  
 Colors: Lemon & Black  
 Arena: Crenshaw Gymnasium  
 Capacity: 1,300; Year Built: 1963  
 AD: Denis Kanach  
 SID: Ann Marie Schlottman

**REDLANDS**

Redlands, CA 92373-0999 .....III

Coach: Gary Smith, Redlands 1964

**2005-06 RESULTS (9-15)**

125 Muskingum †.....	148
130 St. Mary's (Md.) †.....	142
122 Chapman ■.....	135
154 Golden St. Baptist ■.....	107
119 Cal St. East Bay ■.....	149
89 Claremont-M-S ■.....	110
130 West Coast Chrst. ■.....	93
125 Hope Int'l ■.....	115
107 Cal St. L.A. ■.....	138
126 Wheaton (Ill.) ■.....	123
97 Claremont-M-S ■.....	124
106 La Verne †.....	111
128 Caltech ■.....	70
92 Occidental ■.....	112
125 Whittier ■.....	137
108 Cal Lutheran ■.....	105
87 Pomona-Pitzer.....	118
70 Claremont-M-S.....	128
133 La Verne ■.....	141
109 Caltech.....	88
129 Occidental.....	123
126 Whittier ■.....	114
89 Cal Lutheran.....	105
93 Pomona-Pitzer ■.....	109

Nickname: Bulldogs  
 Colors: Maroon & Gray  
 Arena: Currier Gym  
 Capacity: 1,200; Year Built: 1929  
 AD: Jeffrey Martinez  
 SID: Rachel J. Roche

**REGIS (COLO.)**

Denver, CO 80221-1099 .....II

Coach: Lonnie Porter, Adams St. 1965

**2005-06 RESULTS (12-15)**

63 Seattle.....	80
69 St. Martin's †.....	77
77 Johnson & Wales (CO) ■.....	55
57 Concordia-St. Paul †.....	63
76 St. Martin's †.....	69
65 Fort Lewis.....	68
59 Adams St.....	64
84 UC-Colo. Spgs. ■.....	78
81 N.M. Highlands ■.....	63
72 Northwest Nazarene ■.....	68
104 Judson (Ill.) ■.....	56
64 Calvin ■.....	57
53 Colorado St.-Pueblo.....	47
69 Western St. ■.....	68
60 Mesa St. ■.....	74
79 Colo. Christian ■.....	76

77 Colorado Mines ■.....	58
63 Metro St.....	82
68 Neb.-Kearney ■.....	85
59 Chadron St.....	62
48 Fort Hays St.....	69
69 Metro St. ■.....	84
67 Neb.-Kearney.....	87
64 Fort Hays St. ■.....	69
62 Chadron St. ■.....	66
63 Colorado Mines.....	70
56 Colo. Christian.....	51

Nickname: Rangers  
 Colors: Navy Blue & Gold  
 Arena: Regis University Fieldhouse  
 Capacity: 2,500; Year Built: 1959  
 AD: Barbara J. Schroeder  
 SID: Jeff Duggan

**RENSELAER**

Troy, NY 12180-3590.....III

Coach: Mike Griffin, Columbia 1965

**2005-06 RESULTS (11-14)**

61 Neumann †.....	52
51 Gettysburg.....	69
61 Williams ■.....	72
62 Merchant Marine.....	67
69 Mt. St. Mary (N.Y.).....	83
65 Middlebury ■.....	69
78 Wentworth Inst.....	80
81 Stevens Institute.....	71
55 Cortland St. ■.....	72
63 Connecticut Col.....	74
65 Hamilton.....	77
75 Hobart.....	72
90 Vassar ■.....	83
69 Clarkson ■.....	49
68 St. Lawrence ■.....	73
59 Union (N.Y.).....	63
65 Skidmore.....	47
63 St. Lawrence.....	59
69 Clarkson.....	63
75 Hobart ■.....	69
60 Hamilton ■.....	76
67 Vassar.....	63
73 Skidmore ■.....	51
71 Union (N.Y.) ■.....	78
63 Hamilton.....	75

Nickname: Engineers  
 Colors: Cherry & White  
 Arena: Robison Gymnasium  
 Capacity: 1,500; Year Built: 1920  
 AD: Ken Ralph  
 SID: Kevin Beattie

**RHODE ISLAND**

Kingston, RI 02881-1303 .....I

Coach: Jim Baron, St. Bonaventure 1977

**2005-06 RESULTS (14-14)**

56 Sacred Heart ■.....	50
50 Utah.....	66
57 Brown ■.....	40
48 Boston U.....	38
77 Providence ■.....	69
78 Manhattan ■.....	69
63 Ohio ■.....	71
61 Wagner ■.....	63
87 Quinnipiac ■.....	72
41 Houston.....	67
56 Boston College ■.....	78
80 Charlotte.....	88
64 Fordham ■.....	59
71 St. Bonaventure.....	66
71 La Salle.....	68
58 Richmond ■.....	46
58 Massachusetts ■.....	55
62 George Washington.....	81
53 St. Louis ■.....	58
61 Massachusetts.....	63

79 Duquesne ■.....	69
76 Fordham.....	79
55 St. Joseph's ■.....	57
62 St. Louis.....	73
76 Xavier ■.....	85
69 Temple ■.....	63
65 Dayton.....	56
45 Temple †.....	74

Nickname: Rams  
 Colors: Light & Dark Blue & White  
 Arena: Ryan Center  
 Capacity: 7,800; Year Built: 2002  
 AD: Thomas P. McElroy  
 SID: Tim Volkman

**RHODE ISLAND COL.**

Providence, RI 02908 .....III

Coach: Bob Walsh, Hamilton 1994

**2005-06 RESULTS (19-10)**

107 Mount Ida †.....	95
82 Wheaton (Mass.).....	87
92 Salem St. ■.....	79
85 Fitchburg St.....	64
80 Roger Williams.....	77
86 Keene St.....	99
67 Johnson & Wales (R.I.) ■.....	58
72 Salve Regina ■.....	74
80 Plymouth St.....	75
80 Bridgewater St.....	86
76 Eastern Conn. St. ■.....	58
66 Southern Me.....	67
80 MIT.....	67
87 Mass.-Boston.....	108
70 Western Conn. St.....	74
75 Keene St. ■.....	67
70 Mass.-Dartmouth ■.....	61
89 Plymouth St.....	70
82 Coast Guard ■.....	70
78 Eastern Conn. St.....	76
85 Western Conn. St. ■.....	58
75 Southern Me. ■.....	68
67 Mass.-Dartmouth.....	71
79 Mass.-Boston.....	72
63 Western Conn. St. ■.....	58
70 Mass.-Boston †.....	76
70 Coast Guard ■.....	68
86 Keene St.....	48
78 Wheaton (Mass.) ■.....	83

Nickname: Anchormen  
 Colors: Gold, White & Burgundy  
 Arena: Intercollegiate Athletic  
 Capacity: 8,000; Year Built: 1995  
 AD: Donald E. Tencher  
 SID: Scott Gibbons

**RHODES**

Memphis, TN 38112-1690 .....III

Coach: Herb Hilgeman, Miami (Ohio) 1972

**2005-06 RESULTS (14-13)**

77 Rhema †.....	60
71 Westminster (Mo.).....	69
109 Messenger.....	22
101 Principia ■.....	50
65 Dallas ■.....	59
72 Rust.....	78
67 Rose-Hulman ■.....	64
60 DePauw ■.....	63
59 Huntingdon ■.....	57
87 Pratt.....	56
70 Yeshiva.....	54
54 Huntingdon.....	68
81 Oglethorpe.....	88
74 Millsaps ■.....	90
75 Hendrix ■.....	70
71 Rust ■.....	74
79 Trinity (Tex.).....	87
67 Southwestern (Tex.).....	116

77 Sewanee ■.....	86
81 Centre ■.....	88
66 Rose-Hulman.....	90
88 DePauw.....	110
80 Hendrix.....	72
71 Oglethorpe ■.....	70
87 Millsaps ■.....	81
87 Trinity (Tex.) ■.....	83
54 DePauw ■.....	74

Nickname: Lynx  
 Colors: Red, Black & White  
 Arena: Mallory Gym  
 Capacity: 2,000  
 AD: Mike Clary  
 SID: Rob Sabau

**RICE**

Houston, TX 77251-1892 .....I

Coach: Willis Wilson, Rice 1982

**2005-06 RESULTS (12-16)**

65 Marquette.....	82
56 IUPUI †.....	58
87 N.M. Highlands ■.....	75
60 Oregon.....	84
67 Prairie View ■.....	58
96 Utah ■.....	94
58 Texas ■.....	85
93 Palm Beach Atl. ■.....	54
61 Arkansas †.....	80
81 Texas Southern ■.....	65
65 Murray St.....	83
67 Yale ■.....	70
52 Princeton ■.....	41
71 Houston ■.....	62
60 Tulane.....	57
68 UAB ■.....	75
69 SMU.....	80
67 Southern Miss.....	61
53 Tulane ■.....	70
79 Memphis ■.....	84
78 Marshall.....	75
73 Tulsa.....	80
62 East Caro. ■.....	54
47 UTEP.....	58
64 UCF ■.....	77
71 Houston.....	74
68 SMU ■.....	66
59 SMU †.....	61

Nickname: Owls  
 Colors: Blue & Gray  
 Arena: Autry Court  
 Capacity: 5,000; Year Built: 1950  
 AD: Christopher M. DelConte  
 SID: Jay Jameson

**RICHARD STOCKTON**

Pomona, NJ 08240-0195 .....III

Coach: Gerry Matthews, Kean 1965

**2005-06 RESULTS (18-10)**

71 Elizabethtown.....	69
63 Lincoln (Pa.) †.....	68
86 Rutgers-Camden ■.....	40
83 Delaware Valley.....	62
58 TCNJ.....	56
75 Wm. Paterson ■.....	65
65 New Jersey City.....	86
77 Kean.....	56
67 Rutgers-Newark.....	61
68 Oneonta St. †.....	51
66 Union (N.Y.).....	58
71 Rowan.....	76
80 Montclair St.....	66
89 John Jay ■.....	59
106 Ramapo ■.....	110
69 Kean.....	73
42 TCNJ ■.....	65
95 Wm. Paterson.....	79
74 New Jersey City ■.....	71

68 Rutgers-Newark ■.....	50
69 Lincoln (Pa.).....	91
86 Rutgers-Camden.....	78
61 Montclair St. ■.....	65
69 Rowan.....	64
79 Ramapo.....	76
54 Ramapo ■.....	57
80 Lehman ■.....	66
56 New Jersey City ■.....	73

Nickname: Ospreys  
 Colors: Black & White  
 Arena: Sports Center  
 Capacity: 3,000; Year Built: 2000  
 AD: G. Larry James  
 SID: Chris Rollman

**RICHMOND**

Richmond, VA 23173-1903.....I

Coach: Chris Mooney, Princeton 1994

**2005-06 RESULTS (13-17)**

44 Hampton ■.....	40
43 Virginia ■.....	59
58 McNeese St. ■.....	50
60 Seton Hall ■.....	49
37 Arkansas St. †.....	56
62 Prairie View †.....	48
45 Louisville.....	53
37 Va. Commonwealth.....	49
61 Old Dominion ■.....	58
40 Wake Forest ■.....	47
41 Tulane.....	64
52 William & Mary ■.....	50
74 Longwood ■.....	60
56 La Salle ■.....	67
62 Duquesne.....	48
58 Dayton ■.....	50
65 St. Louis ■.....	54
46 Rhode Island.....	58
63 Charlotte ■.....	56
45 Fordham.....	63
55 George Washington.....	80
51 Xavier ■.....	63
57 St. Bonaventure.....	71
47 Charlotte.....	64
51 George Washington ■.....	64
30 Temple.....	69
39 St. Joseph's.....	70
81 Massachusetts ■.....	66
65 St. Bonaventure ■.....	64
37 Fordham †.....	45

Nickname: Spiders  
 Colors: Red & Blue  
 Arena: Robins Center  
 Capacity: 9,071; Year Built: 1972  
 AD: Jim Miller  
 SID: Mark Kwolek

**RIDER**

Lawrenceville, NJ 08648-3099...I

Coach: Tommy Dempsey, Susquehanna 1997

**2005-06 RESULTS (8-20)**

54 Bucknell ■.....	56
60 Drexel.....	72
71 Boston U. ■.....	64
57 Villanova †.....	86
75 Monmouth.....	67
59 Iona.....	80
89 Delaware ■.....	84
63 Long Island †.....	59
67 Col. of Charleston.....	72
100 St. Peter's.....	104
62 Siena.....	85
81 Fairfield ■.....	85
81 Manhattan.....	87
66 Marist ■.....	89

78 Niagara ■.....	70
76 Loyola (Md.).....	78
75 Manhattan ■.....	56
81 Canisius.....	62
70 Niagara.....	84
69 Fairfield.....	77
73 Canisius ■.....	69
62 Marist.....	73
73 Siena ■.....	92
79 Iona ■.....	83
79 Northeastern.....	92
66 Loyola (Md.) ■.....	69
64 St. Peter's ■.....	77
51 St. Peter's †.....	80

Nickname: Broncs  
 Colors: Cranberry & White  
 Arena: Alumni Gymnasium  
 Capacity: 1,650; Year Built: 1959  
 AD: Donald P. Harnum  
 SID: Bud Focht

**RIPON**

Ripon, WI 54971.....III

Coach: Bob Gillespie, Lewis 1971

**2005-06 RESULTS (7-15)**

70 Marian (Wis.) †.....	78
79 Maranatha Baptist †.....	61
89 Wis.-Stevens Point ■.....	99
68 Wis.-La Crosse ■.....	81
90 Monmouth (Ill.).....	83
104 Grinnell.....	110
73 Master's †.....	77
64 North Central (Ill.) †.....	80
75 Lawrence.....	83
65 St. Norbert ■.....	53
60 Lake Forest ■.....	71
79 Knox ■.....	91
74 Beloit ■.....	59
62 Carroll (Wis.).....	87
85 Illinois Col.....	60
82 Lake Forest.....	54
70 Lawrence ■.....	73
110 Grinnell ■.....	124
102 Monmouth (Ill.) ■.....	99
64 St. Norbert.....	73
87 Carroll (Wis.) ■.....	94
70 Beloit.....	80

Nickname: Red Hawks  
 Colors: Red & White  
 Arena: Storzer Center  
 Capacity: 2,500; Year Built: 1967  
 AD: Robert G. Gillespie  
 SID: Patricia A. Malizia

**RIVIER**

Nashua, NH 03060-5086.....III

Coach: Dave Morissette, Plymouth St. 1994

**2005-06 RESULTS (11-15)**

89 Johnson St. ■.....	76
83 Bard ■.....	64
73 New England Col. ■.....	76
75 Plymouth St. ■.....	78
68 Emmanuel (Mass.) ■.....	70
74 Albertus Magnus.....	58
69 Emerson.....	77
58 Southern N.H.....	104
55 Caltech.....	54
71 Illinois Col. †.....	67
116 Emerson ■.....	119
60 Johnson & Wales (R.I.) ■.....	57
78 Norwich.....	94
60 Western New Eng. ■.....	72
58 Johnson & Wales (R.I.).....	65
80 Southern Vt. ■.....	74
59 Emmanuel (Mass.).....	69

68 Daniel Webster.....	48
94 Southern Vt.....	85
93 Albertus Magnus ■.....	89
88 Suffolk ■.....	93
62 Norwich ■.....	73
87 Daniel Webster ■.....	58
66 Western New Eng.....	72
83 Suffolk.....	94
63 Emmanuel (Mass.).....	80

Nickname: Raiders  
 Colors: Blue & Gray  
 Arena: Muldoon Fitness Center  
 Capacity: 300; Year Built: 1984  
 AD: Joanne Merrill  
 SID: Joanne Merrill

**ROANOKE**

Salem, VA 24153 .....III

Coach: Page Moir, Virginia Tech 1984

**2005-06 RESULTS (14-12)**

71 Springfield ■.....	69
68 Ithaca ■.....	64
72 Ferrum.....	50
87 Goucher.....	76
85 N.C. Wesleyan †.....	74
79 East. Mennonite ■.....	73
41 Va. Wesleyan ■.....	58
61 Randolph-Macon ■.....	71
78 Bridgewater (Va.).....	70
78 Mass.-Dartmouth ■.....	87
73 Ferrum ■.....	66
70 Wash. & Lee.....	76
53 Guilford ■.....	71
72 Hampden-Sydney ■.....	63
58 Lynchburg ■.....	44
56 Randolph-Macon.....	57
50 Va. Wesleyan.....	72
79 East. Mennonite.....	86
62 Wash. & Lee ■.....	46
100 Emory & Henry.....	103
66 Lynchburg.....	54
53 Hampden-Sydney.....	62
68 Bridgewater (Va.) ■.....	54
84 Guilford.....	73
101 Emory & Henry ■.....	115
58 Hampden-Sydney †.....	68

Nickname: Maroons  
 Colors: Maroon & Gray  
 Arena: Bast Center  
 Capacity: 2,000; Year Built: 1982  
 AD: M. Scott Allison  
 SID: Chris Cummings

**ROBERT MORRIS**

Moon Township, PA 15108 .....I

Coach: Mark Schmidt, Boston College

**2005-06 RESULTS (15-14)**

61 St. Bonaventure.....	80
59 Pittsburgh.....	86
100 Lock Haven ■.....	64
62 Maine ■.....	53
58 Duquesne.....	73
65 New Hampshire.....	71
90 Quinnipiac.....	85
97 Charleston So. ■.....	85
51 Iona.....	73
109 Medaille ■.....	36
95 Wagner ■.....	90
87 Monmouth.....	75
73 St. Francis (N.Y.) ■.....	71
70 Long Island ■.....	66
60 Sacred Heart.....	73
69 Wagner.....	75
79 St. Francis (Pa.) ■.....	67
73 Monmouth ■.....	65
83 Fairleigh Dickinson ■.....	84

59 Mt. St. Mary's.....	60
78 Fairleigh Dickinson.....	93
77 Central Conn. St. ■.....	74
89 Quinnipiac ■.....	77
69 Long Island.....	74
69 St. Francis (N.Y.).....	70
70 St. Francis (Pa.).....	54
62 Mt. St. Mary's ■.....	64
67 Mt. St. Mary's.....	66
55 Fairleigh Dickinson.....	71

Nickname: Colonials  
 Colors: Blue & White with Red  
 Arena: Charles L. Sewall Center  
 Capacity: 3,056; Year Built: 1985  
 AD: Craig Coleman  
 SID: Jim Duzyk

**ROCHESTER**

Rochester, NY 14627-0296 .....III

Coach: Mike Neer, Wash. & Lee 1970

**2005-06 RESULTS (16-9)**

80 Alfred ■.....	43
50 Wittenberg ■.....	52
64 Nazareth.....	58
79 Eastern Conn. St. ■.....	54
91 John Carroll ■.....	61
58 St. Lawrence.....	49
71 Carnegie Mellon ■.....	72
64 Hobart.....	45
87 Rochester Inst.....	45
50 New York U.....	68
48 Brandeis.....	47
72 Nazareth.....	63
86 Roberts Wesleyan ■.....	61
50 St. John Fisher ■.....	59
69 Emory ■.....	46
53 Case Reserve ■.....	50
62 Washington-St. Louis.....	67
47 Chicago.....	76
60 Chicago ■.....	49
67 Washington-St. Louis ■.....	55
71 Brandeis ■.....	62
67 New York U. ■.....	53
43 Case Reserve.....	51
66 Emory.....	78
68 Carnegie Mellon.....	78

Nickname: Yellowjackets  
 Colors: Yellow & Blue  
 Arena: Louis Alexander Palestra  
 Capacity: 1,889; Year Built: 1930  
 AD: George VanderZwaag  
 SID: Dennis O'Donnell

**ROCHESTER INST.**

Rochester, NY 14623-5603 .....III

Coach: Bob McVean, Brockport St. 1969

**2005-06 RESULTS (14-13)**

64 Hobart.....	44
56 WPI †.....	61
81 Mass. Liberal Arts †.....	52
66 York (N.Y.) ■.....	61
79 Oswego St. ■.....	63
52 Cortland St. ■.....	66
45 Rochester.....	87
53 Ithaca.....	69
69 Elmira.....	47
87 Brockport St. †.....	99
56 Geneseo St. †.....	86
91 Nazareth ■.....	85
116 D'Youville ■.....	65
55 St. John Fisher.....	76
79 Alfred.....	76
73 Nazareth ■.....	69
88 Hartwick ■.....	61
71 Utica ■.....	62
97 Elmira ■.....	71



82 Ithaca ■.....	87
78 Nazareth.....	68
64 Utica.....	71
96 Hartwick.....	90
70 Alfred ■.....	73
76 St. John Fisher ■.....	90
65 St. John Fisher.....	67
81 Oswego St.....	84

Nickname: Tigers  
 Colors: Burnt Umber, Orange & White  
 Arena: Clark Memorial Gymnasium  
 Capacity: 2,200; Year Built: 1968  
 AD: Louis W. Spiotti Jr.  
 SID: Steve Jaynes

**ROCKFORD**

Rockford, IL 61108-2393.....III

Coach: Ryan Rebsom, Western Mont.  
 1998

**2005-06 RESULTS (15-12)**

96 Bethel (Kan.) †.....	95
64 Manchester.....	81
77 Milwaukee Engr. ■.....	86
74 Concordia (Wis.) †.....	84
91 Wis. Lutheran.....	83
86 Fontbonne.....	81
57 Robert Morris-S'fiel ■.....	75
69 Augustana (Ill.) ■.....	76
68 Elmhurst.....	97
78 North Park ■.....	68
105 Judson (Ill.) ■.....	70
64 Lakeland ■.....	61
77 Albright †.....	73
93 Stevens Institute †.....	89
83 MacMurray ■.....	78
70 Aurora ■.....	76
74 Concordia (Ill.).....	76
93 Benedictine (Ill.).....	87
78 Eureka ■.....	64
77 Clarke ■.....	87
89 Concordia (Ill.) ■.....	60
98 Aurora.....	109
90 Benedictine (Ill.) ■.....	89
71 Eureka.....	65
83 Clarke.....	90
94 Eureka ■.....	76
84 Aurora.....	93

Nickname: Regents  
 Colors: Purple, White  
 Arena: Seaver Center  
 Capacity: 1,100; Year Built: 1964  
 AD: Hank Espensen  
 SID: Andrew McGlothlen

**ROCKHURST**

Kansas City, MO 64110-2561 ..II

Coach: Bill O'Connor, St. Benedict 1972

**2005-06 RESULTS (12-15)**

88 Central Bible (Mo.) ■.....	36
90 Northwest Mo. St. †.....	81
69 Mo. Western St.....	74
59 Pittsburg St.....	56
92 St. Mary (Kan.) ■.....	58
68 Southwest Baptist ■.....	75
69 William Jewell.....	72
55 Northern Ky.....	58
59 Bellarmine.....	67
61 SIU Edwardsville ■.....	67
66 Quincy ■.....	70
66 Park.....	82
64 Drury ■.....	60
71 St. Joseph's (Ind.).....	92
71 Indianapolis.....	64
76 Ky. Wesleyan ■.....	58
64 Southern Ind. ■.....	87
69 Mo.-St. Louis.....	77
76 Mo.-Rolla.....	53
84 Lewis ■.....	72

52 Wis.-Parkside ■.....	62
58 Drury.....	63
59 Southern Ind.....	74
89 Mo.-St. Louis ■.....	81
72 Mo.-Rolla ■.....	61
71 SIU Edwardsville.....	49
65 Quincy.....	79

Nickname: Hawks  
 Colors: Blue & White  
 Arena: Mason-Halpin Field House  
 Capacity: 1,500; Year Built: 1938  
 AD: Frank Diskin  
 SID: John Dodderidge

**ROGER WILLIAMS**

Bristol, RI 02809.....III

Coach: Mike Tully, Clark (Mass.) 1991

**2005-06 RESULTS (12-14)**

60 Lasell †.....	68
51 Newbury †.....	71
59 Framingham St.....	62
77 Rhode Island Col. ■.....	80
71 Anna Maria ■.....	59
55 Wheaton (Mass.) ■.....	80
61 WPI ■.....	76
73 Johnson & Wales (R.I.).....	62
65 Connecticut Col. ■.....	68
40 New England ■.....	36
73 Nichols.....	70
73 Anna Maria.....	64
70 Curry.....	65
72 Salve Regina ■.....	54
40 Gordon.....	58
79 Eastern Nazarene.....	66
70 Coast Guard ■.....	73
53 Colby-Sawyer.....	71
60 Nichols ■.....	68
78 Eastern Nazarene ■.....	50
67 Wentworth Inst. ■.....	62
77 New England Col. ■.....	72
54 Salve Regina.....	75
76 Curry ■.....	73
71 Endicott.....	82
67 Wentworth Inst. ■.....	68

Nickname: Hawks  
 Colors: Blue & Gold  
 Arena: Campus Recreation Center  
 Capacity: 1,200; Year Built: 2003  
 AD: George Kolb  
 SID: Dave Kemmy

**ROLLINS**

Winter Park, FL 32789.....II

Coach: Tom Klusman, Rollins 1976

**2005-06 RESULTS (24-8)**

90 Southeastern (Fla.) ■.....	61
58 UCF.....	68
59 West Fla. ■.....	69
73 Fla. Memorial ■.....	64
83 Florida Tech.....	55
91 Webber Int'l ■.....	71
62 Central Ark. †.....	51
55 Central Mo. St. †.....	89
67 NJIT ■.....	57
81 Hillsdale ■.....	65
87 St. Leo ■.....	64
55 Eckerd.....	66
76 Fla. Southern.....	56
66 Lynn ■.....	87
67 Tampa.....	60
71 Barry.....	58
86 Palm Beach Atl.....	70
71 Nova Southeastern ■.....	68
81 Florida Tech ■.....	77
76 St. Leo.....	49
60 Eckerd.....	55
91 Palm Beach Atl. ■.....	55
68 Lynn.....	66

81 Tampa ■.....	87
58 Barry ■.....	42
76 Fla. Southern ■.....	68
57 Nova Southeastern.....	79
80 St. Leo.....	64
67 Eckerd †.....	64
57 Barry †.....	56
63 Ala.-Huntsville †.....	58
68 Montevallo †.....	81

Nickname: Tars  
 Colors: Blue & Gold  
 Arena: Alford Sports Center  
 Capacity: 2,500; Year Built: 2000  
 AD: Pennie Parker  
 SID: Nate Weyant

**ROSE-HULMAN**

Terre Haute, IN 47803.....III

Coach: Jim Shaw, Indiana 1982

**2005-06 RESULTS (11-15)**

73 Denison †.....	57
55 Chicago.....	61
59 Anderson (Ind.) ■.....	61
57 Blackburn ■.....	52
54 Franklin ■.....	61
64 Rhodes.....	67
55 Hendrix.....	63
61 Anderson (Ind.).....	55
46 Hanover.....	61
59 Earlham ■.....	59
59 Augustana (Ill.).....	65
60 Tri-State †.....	66
69 DePauw ■.....	52
80 Sewanee ■.....	52
71 Centre.....	60
75 Oglethorpe.....	69
62 Millsaps.....	61
55 Trinity (Tex.) ■.....	77
62 Southwestern (Tex.) ■.....	73
90 Rhodes ■.....	66
82 Hendrix ■.....	77
69 Sewanee.....	73
59 Centre.....	70
56 Robert Morris-S'fiel ■.....	60
65 DePauw.....	78
54 DePauw †.....	76

Nickname: Fightin' Engineers  
 Colors: Old Rose & White  
 Arena: Hulbert Arena  
 Capacity: 2,000; Year Built: 1997  
 AD: Jeffrey Jenkins  
 SID: Kevin Lanke

**ROWAN**

Glassboro, NJ 08028-1701.....III

Coach: Joe Cassidy, St. Joseph's 1974

**2005-06 RESULTS (12-13)**

102 Phila. Bible.....	70
49 TCNJ.....	50
78 Gwynedd-Mercy.....	72
88 Rutgers-Camden ■.....	50
75 New Jersey City ■.....	82
93 Kean.....	82
90 Immaculata ■.....	59
93 Newport News ■.....	67
96 Lancaster Bible ■.....	42
97 Penn St.-Abington ■.....	69
76 Wm. Paterson ■.....	82
87 Montclair St. ■.....	98
76 Richard Stockton.....	71
76 Ramapo ■.....	92
85 Montclair St.....	93
61 Rutgers-Newark.....	76
77 Rutgers-Camden.....	60
91 New Jersey City.....	89
73 Kean ■.....	89
66 Wm. Paterson.....	79
85 Valley Forge Chrst.....	65

54 TCNJ ■.....	72
84 Ramapo.....	96
64 Richard Stockton ■.....	69
66 Rutgers-Newark ■.....	69

Nickname: Profs  
 Colors: Brown & Gold  
 Arena: Esby Gym  
 Capacity: 1,500; Year Built: 1963  
 AD: Joy L. Solomen  
 SID: Sheila Stevenson

**RUST**

Holly Springs, MS 38635.....III

Coach: Rodney Stennis, Rust 1969

**2005-06 RESULTS (13-11)**

83 Tougaloo.....	68
88 Ozarks (Ark.) ■.....	84
74 Millsaps.....	75
75 Maryville (Tenn.).....	94
102 Sewanee.....	112
78 Rhodes ■.....	72
80 Belhaven †.....	85
92 Piedmont †.....	98
79 Millsaps ■.....	73
91 Hendrix.....	83
93 Tougaloo ■.....	67
76 Fisk.....	94
104 Dallas ■.....	46
74 Rhodes.....	71
82 Philander Smith.....	96
83 LaGrange ■.....	63
81 Ark. Baptist.....	106
76 Colorado Col. †.....	74
103 Dallas.....	65
98 Ark. Baptist ■.....	57
80 LeMoyné-Owen ■.....	82
109 Philander Smith ■.....	98
72 Oakwood.....	82
72 Fisk ■.....	76

Nickname: Bearcats  
 Colors: Blue & White  
 Arena: McMillan Multipurpose Ctr  
 Capacity: 2,000; Year Built: 1971  
 AD: Ishmell H. Edwards  
 SID: To be named

**RUTGERS**

New Brunswick, NJ 08903.....I

Coach: Gary Waters, Ferris St. 1975

**2005-06 RESULTS (19-14)**

66 Austin Peay ■.....	46
49 Delaware St. ■.....	42
55 Kent St. †.....	52
57 Illinois †.....	77
67 Temple.....	53
75 St. Mary's (Cal.).....	69
92 Md.-East. Shore ■.....	50
53 Buffalo.....	62
94 St. Thomas Aquinas ■.....	56
91 Maine ■.....	56
63 South Carolina St. ■.....	45
82 Charlotte ■.....	85
54 Princeton.....	44
82 Seton Hall.....	78
78 Villanova ■.....	84
78 DePaul.....	68
68 Pittsburgh ■.....	76
66 Cincinnati.....	71
69 Providence ■.....	79
65 Louisville ■.....	56
84 Syracuse.....	86
67 Seton Hall.....	73
63 Notre Dame.....	90
91 Marquette ■.....	84
51 St. John's (N.Y.) ■.....	54
65 South Fla.....	51
50 Georgetown.....	66
62 South Fla. ■.....	44

82 St. John's (N.Y.).....	70
61 Seton Hall †.....	48
55 Villanova †.....	87
76 Penn St.....	71
62 St. Joseph's.....	71

Nickname: Scarlet Knights  
 Colors: Scarlet  
 Arena: Louis Brown Athletic Center  
 Capacity: 8,000; Year Built: 1977  
 AD: Robert E. Mulcahy/Kevin MacConnell  
 SID: John Beisser

**RUTGERS-CAMDEN**

Camden, NJ 08102.....III

Coach: Bill Culbertson, Pittsburgh 1984

**2005-06 RESULTS (1-23)**

62 Albright.....	97
71 Keystone †.....	85
40 Richard Stockton.....	86
112 Valley Forge Chrst.....	85
50 Rowan.....	88
58 Ramapo ■.....	104
51 TCNJ.....	75
41 Rutgers-Newark.....	84
54 Colorado Col.....	77
71 Worcester St. †.....	91
80 Montclair St. ■.....	96
66 Widener ■.....	92
82 New Jersey City.....	112
70 Kean ■.....	92
73 Wm. Paterson.....	91
70 Rutgers-Newark ■.....	73
60 Rowan ■.....	77
79 Ramapo.....	121
59 TCNJ ■.....	77
69 Montclair St.....	91
78 Richard Stockton ■.....	86
82 Kean.....	95
59 New Jersey City ■.....	110
54 Wm. Paterson ■.....	77

Nickname: Scarlet Raptors  
 Colors: Scarlet & Silver  
 Arena: Rutgers Camden Gymnasium  
 Capacity: 2,100; Year Built: 1973  
 AD: Jeffrey L. Dean  
 SID: Mike Ballard

**RUTGERS-NEWARK**

Newark, NJ 07102.....III

Coach: Joe Loughran, American Int'l 1993

**2005-06 RESULTS (18-10)**

97 Centenary (N.J.) ■.....	49
76 Fredonia St. ■.....	51
88 Ramapo.....	80
59 New Jersey City.....	68
77 Montclair St. ■.....	72
45 Wm. Paterson.....	71
84 Rutgers-Camden ■.....	41
87 Mt. St. Vincent.....	52
76 York (N.Y.).....	65
87 Hunter.....	60
61 Richard Stockton ■.....	67
59 City Tech ■.....	49
65 Kean.....	69
71 TCNJ ■.....	48
79 Medgar Evers ■.....	73
76 Rowan ■.....	61
73 Rutgers-Camden.....	70
71 New Jersey City ■.....	65
71 Montclair St.....	59
50 Wm. Paterson ■.....	52
50 Richard Stockton.....	68
74 Ramapo ■.....	72
50 TCNJ.....	62
64 Kean ■.....	67
69 Rowan.....	66

46 TCNJ.....	38
61 Wm. Paterson.....	67
91 Mt. St. Mary (N.Y.).....	97

Nickname: Scarlet Raiders  
 Colors: Scarlet & Black  
 Arena: The Golden Dome  
 Capacity: 2,000; Year Built: 1977  
 AD: Mark Griffin  
 SID: John Stallings

**SACRAMENTO ST.**

Sacramento, CA 95819-6099....I

Coach: Jerome Jenkins, Regis 1990

**2005-06 RESULTS (15-15)**

49 Samford †.....	52
67 Southern U. †.....	64
74 Nevada.....	82
100 William Jessup ■.....	61
85 San Francisco.....	78
72 UC Davis.....	67
69 Utah Valley St.....	71
106 Long Beach St. ■.....	94
64 Christian Heritage ■.....	55
61 Boise St.....	70
76 Southern Utah.....	68
80 Cal Poly ■.....	59
56 UCLA.....	86
79 Denver ■.....	65
76 Portland St. ■.....	60
88 Eastern Wash. ■.....	69
107 Idaho St.....	106
73 Weber St.....	66
75 Montana St. ■.....	78
71 Montana ■.....	73
83 Northern Ariz.....	89
75 Eastern Wash.....	87
68 Portland St.....	65
73 Weber St. ■.....	76
71 Idaho St. ■.....	72
79 Montana.....	84
72 Northern Ariz. ■.....	92
70 Montana St.....	75
71 Montana St.....	70
83 Northern Ariz.....	98

Nickname: Hornets  
 Colors: Green & Gold  
 Arena: Hornets Nest  
 Capacity: 1,200; Year Built: 1951  
 AD: Terry L. Wanless  
 SID: Ryan Bjork

**SACRED HEART**

Fairfield, CT 06825-1000.....I

Coach: Dave Bike, Sacred Heart 1969

**2005-06 RESULTS (11-17)**

50 Rhode Island.....	56
63 Albany (N.Y.).....	61
72 Harvard ■.....	75
67 Yale.....	72
59 Columbia ■.....	61
66 Boston College.....	77
76 Army ■.....	62
66 Lehigh ■.....	55
74 St. Francis (Pa.).....	72
64 Monmouth.....	73
57 Miami (Fla.).....	63
61 Wagner.....	50
74 Central Conn. St. ■.....	71
69 Mt. St. Mary's.....	78
70 Wagner.....	62
73 Robert Morris ■.....	60
65 St. Francis (Pa.) ■.....	54
73 Fairleigh Dickinson.....	81
60 Long Island.....	63
68 Quinnipiac.....	72
65 Long Island ■.....	80
57 Mt. St. Mary's ■.....	54
58 St. Francis (N.Y.).....	62

76 Fairleigh Dickinson ■.....	85
56 Central Conn. St.....	73
81 St. Francis (N.Y.) ■.....	73
65 Quinnipiac ■.....	71
68 Central Conn. St.....	86

Nickname: Pioneers  
 Colors: Red & White  
 Arena: William H. Pitt Center  
 Capacity: 2,000; Year Built: 1997  
 AD: C. Donald Cook  
 SID: Gene Gumbs

**SAGINAW VALLEY**

University Center, MI 48710.....II

Coach: Jamie Matthews, Ball St. 1993

**2005-06 RESULTS (9-18)**

68 Rochester College ■.....	62
69 Christian Bros. †.....	82
66 Northern Ky.....	74
68 Olivet ■.....	65
58 Hillsdale.....	67
67 Grand Valley St. ■.....	86
71 Ferris St.....	93
70 Northern Mich. ■.....	72
41 Michigan Tech ■.....	52
89 Ky. Wesleyan ■.....	77
60 Hillsdale ■.....	57
55 Mesa St. †.....	63
50 SIU Edwardsville.....	69
85 Marygrove ■.....	42
69 Gannon.....	65
63 Mercyhurst.....	67
57 Findlay ■.....	68
79 Ashland ■.....	84
51 Michigan Tech.....	60
67 Northern Mich.....	69
71 Ferris St.....	77
75 Lake Superior St.....	50
70 Northwood ■.....	65
59 Lake Superior St. ■.....	69
70 Wayne St. (Mich.) ■.....	66
55 Grand Valley St.....	70
65 Northwood.....	69

Nickname: Cardinals  
 Colors: Red, White & Blue  
 Arena: James O'Neill Jr. Arena  
 Capacity: 4,000; Year Built: 1989  
 AD: George W. Eastland Jr.  
 SID: Ryan Thompson

**ST. ANDREWS**

Laurinburg, NC 28352-5598.....II

Coach: Billy Lee, Atlanta Christian 1971

**2005-06 RESULTS (12-16)**

80 UNC Pembroke ■.....	86
104 Davis & Elkins ■.....	95
71 Belmont Abbey.....	83
69 Livingstone †.....	68
98 Pfeiffer.....	106
88 Erskine ■.....	96
58 Mount Olive.....	82
70 Coastal Caro.....	84
86 Lees-McRae.....	74
76 Limestone ■.....	64
64 Barton ■.....	74
66 Anderson (S.C.) ■.....	60
64 Coker.....	61
89 Pfeiffer ■.....	87
56 Queens (N.C.).....	71
69 Belmont Abbey ■.....	56
72 Mount Olive ■.....	69
68 Barton.....	80
48 Erskine.....	58
61 Coker ■.....	54
94 Lees-McRae ■.....	89
77 Wingate ■.....	70
70 Pfeiffer.....	83
71 Anderson (S.C.).....	86

51 Limestone.....	62
62 St. Paul's.....	77
71 Queens (N.C.) ■.....	72
82 Lees-McRae ■.....	86

Nickname: Knights  
 Colors: Royal Blue & White  
 Arena: Harris Court  
 Capacity: 1,400; Year Built: 1967  
 AD: Howard Reichner  
 SID: Kevin Buczek

**ST. ANSELM**

Manchester, NH 03102-1310...II

Coach: Keith Dickson, New Hampshire 1979

**2005-06 RESULTS (24-8)**

84 Queens (N.Y.) ■.....	61
66 Le Moyne.....	62
74 Merrimack.....	82
61 Stonehill ■.....	65
73 Bentley.....	63
87 St. Michael's ■.....	58
88 Southern Conn. St. ■.....	61
61 St. Thomas Aquinas.....	56
86 Holy Family †.....	67
96 Bloomfield †.....	73
97 Bowdoin ■.....	71
83 Southern N.H. ■.....	75
72 Mass.-Lowell.....	74
74 Franklin Pierce ■.....	61
87 Merrimack ■.....	56
74 Stonehill.....	77
58 Bentley ■.....	75
68 Southern N.H.....	65
67 Mass.-Lowell ■.....	64
75 St. Michael's.....	63
64 Le Moyne ■.....	51
83 American Int'l.....	75
80 Bryant ■.....	87
77 Franklin Pierce.....	54
78 Assumption.....	81
82 St. Rose ■.....	75
96 Pace.....	75
88 St. Rose ■.....	85
96 Bentley.....	82
77 Stonehill.....	61
83 Bridgeport †.....	63
70 Mass.-Lowell †.....	74

Nickname: Hawks  
 Colors: Blue & White  
 Arena: Stoutenburgh Gymnasium  
 Capacity: 1,600; Year Built: 1961  
 AD: Edward Cannon  
 SID: Kurt Svoboda

**ST. AUGUSTINE'S**

Raleigh, NC 27610-2298.....III

Coach: Thomas Hargrove, St. Augustine's 1965

**2005-06 RESULTS (19-7)**

85 Allen.....	66
102 Paine ■.....	84
91 Bowie St. ■.....	102
99 Dist. Columbia.....	68
124 Columbia Union.....	62
82 Indianapolis †.....	79
77 West Fla.....	86
84 St. Paul's.....	81
90 Winston-Salem.....	98
76 Dist. Columbia ■.....	67
92 N.C. Central †.....	71
91 Elizabeth City St. ■.....	84
77 Fayetteville St.....	69
89 Shaw.....	59
92 Johnson C. Smith ■.....	78
87 Livingstone ■.....	59
63 N.C. Central.....	53
89 Virginia St.....	92

76 Virginia Union .....	77
90 Winston-Salem ■.....	68
79 Fayetteville St. ■.....	66
67 Johnson C. Smith .....	61
72 Livingstone.....	62
90 Allen ■.....	82
106 Morris ■.....	75
73 Elizabeth City St. †.....	84

Nickname: Falcons  
 Colors: Blue & White  
 Arena: Emery Gymnasium  
 Capacity: 750; Year Built: 1962  
 AD: George Williams  
 SID: Anthony Jeffries

**ST. BONAVENTURE**

St. Bonaventure, NY 14778.....I

Coach: Anthony Solomon, Virginia 1987

**2005-06 RESULTS (8-19)**

80 Robert Morris ■.....	61
88 Niagara.....	101
77 Canisius ■.....	55
61 West Virginia †.....	66
69 St. Francis (Pa.) ■.....	65
85 Central Conn. St. ■.....	56
66 Youngstown St. ■.....	58
68 Toledo.....	83
51 Marist.....	69
69 Florida Int'l.....	65
55 UTSA †.....	76
58 St. Louis.....	60
71 Xavier.....	99
66 Temple ■.....	83
66 Rhode Island ■.....	71
72 Fordham.....	79
58 Dayton.....	78
82 Duquesne ■.....	86
60 Charlotte ■.....	76
51 St. Joseph's.....	82
70 Fordham ■.....	81
71 Richmond ■.....	57
62 La Salle.....	74
64 Massachusetts ■.....	72
77 Duquesne.....	76
78 George Washington ■.....	89
64 Richmond.....	65

Nickname: Bonnies  
 Colors: Brown & White  
 Arena: Reilly Center  
 Capacity: 5,780; Year Built: 1966  
 AD: Ronald E. Zwierlein  
 SID: Steve Mest

**ST. CLOUD ST.**

St. Cloud, MN 56301-4498.....II

Coach: Kevin Schlagel, St. Cloud St.  
 1976

**2005-06 RESULTS (20-11)**

84 Upper Iowa.....	72
78 Wayne St. (Neb.) †.....	80
94 Glenville St. †.....	70
80 Winona St. †.....	79
56 Michigan Tech †.....	63
84 Bemidji St. ■.....	72
87 Dakota St. ■.....	64
90 Johnson & Wales (CO) ■.....	40
67 St. John's (Minn.) ■.....	72
57 Southwest Minn. St.....	67
73 Minn.-Crookston ■.....	65
60 Concordia-St. Paul.....	67
84 Colorado St.-Pueblo ■.....	62
78 Wayne St. (Neb.) ■.....	77
89 Minn. Duluth.....	75
66 Minn. St. Mankato ■.....	83
89 Augustana (S.D.) ■.....	92
77 North Dakota ■.....	71
83 Neb.-Omaha.....	81
81 Minn. Duluth ■.....	77

81 North Dakota.....	70
67 Minn. St. Mankato.....	53
83 Neb.-Omaha ■.....	64
84 South Dakota ■.....	75
93 Augustana (S.D.).....	95
69 Upper Iowa ■.....	53
67 South Dakota.....	85
96 Neb.-Omaha ■.....	84
85 South Dakota †.....	69
69 Minn. St. Mankato.....	78
54 Fort Hays St. †.....	69

Nickname: Huskies  
 Colors: Cardinal Red & Black  
 Arena: Halenbeck Hall  
 Capacity: 6,900; Year Built: 1965  
 AD: Morris Kurtz  
 SID: Anne Abicht

**ST. EDWARD'S**

Austin, TX 78704.....III

Coach: Ryan Marks, Southern California  
 1993

**2005-06 RESULTS (21-9)**

89 Norwich ■.....	57
51 Ala.-Huntsville ■.....	64
59 Houston Baptist ■.....	70
86 Huston-Tillotson ■.....	70
66 Abilene Christian ■.....	64
87 Hawaii-Hilo ■.....	80
79 Central Mo. St. ■.....	77
76 East Central ■.....	78
81 Texas St. ■.....	70
91 Tulane †.....	83
69 St. Xavier ■.....	50
81 Abilene Christian.....	78
89 St. Mary's (Tex.) ■.....	75
62 Okla. Panhandle ■.....	58
89 Western N.M.....	79
76 Western N.M.....	70
65 Incarnate Word.....	59
82 Lincoln (Mo.).....	70
101 Mont. St.-Billings.....	136
44 Tex.-Pan American.....	62
77 Lincoln (Mo.) ■.....	74
105 Mont. St.-Billings ■.....	95
79 Mont. St.-Billings ■.....	82
60 Okla. Panhandle.....	61
90 Western N.M. ■.....	62
71 Incarnate Word ■.....	57
48 St. Mary's (Tex.).....	58
77 Western N.M. ■.....	59
83 Mont. St.-Billings ■.....	77
70 Southwest Baptist.....	75

Nickname: Hillhoppers  
 Colors: Navy & White  
 Arena: Recreation & Convocation Center  
 Capacity: 2,500; Year Built: 1989  
 AD: Debora Taylor  
 SID: Naveen Boppana

**ST. FRANCIS (PA.)**

Loretto, PA 15940-0600.....I

Coach: Bobby Jones, Western Ky. 1984

**2005-06 RESULTS (4-24)**

54 Cornell †.....	75
52 Bethune-Cookman †.....	63
71 Youngstown St. ■.....	58
74 Lock Haven ■.....	54
61 Ohio.....	77
68 George Washington.....	85
65 St. Bonaventure.....	69
72 Sacred Heart ■.....	74
74 Penn St.....	88
55 La Salle.....	85
52 American ■.....	62
64 Fairleigh Dickinson.....	73
53 Monmouth.....	55
56 Mt. St. Mary's ■.....	84

70 Long Island ■.....	73
56 St. Francis (N.Y.) ■.....	65
68 Wagner.....	61
54 Sacred Heart.....	65
67 Robert Morris.....	79
49 Fairleigh Dickinson ■.....	66
56 Monmouth.....	74
56 Mt. St. Mary's.....	71
62 Quinnipiac ■.....	65
52 Central Conn. St. ■.....	51
46 St. Francis (N.Y.).....	69
60 Long Island.....	72
54 Robert Morris ■.....	70
58 Central Conn. St.....	88

Nickname: Red Flash  
 Colors: Red & White  
 Arena: Maurice Stokes Athletic Center  
 Capacity: 3,500; Year Built: 1972  
 AD: Robert S. Krimmel  
 SID: Pat Farabaugh

**ST. FRANCIS (N.Y.)**

Brooklyn Heights, NY 11201.....I

Coach: Brian Nash, Keene St. 1992

**2005-06 RESULTS (10-17)**

69 Fairfield ■.....	64
50 St. John's (N.Y.).....	64
66 Fordham.....	60
58 Pittsburgh.....	79
56 Binghamton ■.....	64
81 Lafayette.....	89
61 Central Conn. St. ■.....	72
55 Hartford ■.....	45
57 Hofstra.....	73
78 Manhattan.....	89
59 Monmouth ■.....	66
43 Mt. St. Mary's ■.....	60
71 Robert Morris.....	73
65 St. Francis (Pa.).....	56
70 Long Island ■.....	67
55 Fairleigh Dickinson.....	64
58 Wagner.....	68
70 Quinnipiac ■.....	66
68 Central Conn. St.....	76
68 Quinnipiac.....	73
57 Wagner.....	49
62 Sacred Heart ■.....	58
69 St. Francis (Pa.) ■.....	46
70 Robert Morris.....	69
73 Sacred Heart.....	81
68 Monmouth.....	74
64 Long Island.....	67

Nickname: Terriers  
 Colors: Red & Blue  
 Arena: Pope Physical Education Center  
 Capacity: 1,200; Year Built: 1971  
 AD: Edward Aquilone  
 SID: Gustavo Figueroa

**ST. JOHN FISHER**

Rochester, NY 14618.....III

Coach: Rob Kornaker, Alfred

**2005-06 RESULTS (26-4)**

79 Baldwin-Wallace †.....	88
91 Delaware Valley †.....	66
76 Hobart ■.....	51
76 Fredonia St.....	67
75 Geneseo St.....	61
57 Lake Erie †.....	55
52 Randolph-Macon.....	59
73 Cazenovia.....	38
66 Utica.....	58
90 Hartwick.....	64
70 Geneseo St. †.....	55
94 Brockport St. †.....	78
59 Rochester.....	50
76 Rochester Inst. ■.....	55
60 Nazareth ■.....	62

77 Alfred ■.....	69
76 Elmira.....	47
68 Ithaca.....	55
76 Hartwick ■.....	52
82 Utica ■.....	70
67 Alfred.....	63
87 Ithaca ■.....	66
78 Elmira ■.....	52
67 Nazareth.....	64
90 Rochester Inst.....	76
67 Rochester Inst. ■.....	65
74 Utica ■.....	61
71 Norwich ■.....	50
94 Utica †.....	78
70 Amherst.....	93

Nickname: Cardinals  
 Colors: Cardinal & Gold  
 Arena: Manning-Napier Varsity Gym  
 Capacity: 1,200; Year Built: 1963  
 AD: Bob Ward  
 SID: Norm Kieffer

**ST. JOHN'S (MINN.)**

Collegetown, MN 56321.....III

Coach: Jim Smith, Marquette 1956

**2005-06 RESULTS (16-10)**

78 Wis.-River Falls ■.....	67
64 Concordia-M'head ■.....	71
86 St. Olaf ■.....	69
77 Carleton.....	69
84 Bethel (Minn.).....	66
69 Concordia-St. Paul †.....	91
72 St. Cloud St.....	67
62 Hawaii Pacific.....	79
70 Chaminade.....	95
41 St. Thomas (Minn.).....	82
56 St. Mary's (Minn.).....	69
75 Macalester ■.....	71
82 Hamline.....	62
75 Augsburg ■.....	59
64 Gust. Adolphus.....	65
68 Concordia-M'head.....	48
59 St. Olaf.....	74
65 Carleton.....	67
78 Bethel (Minn.) ■.....	63
96 St. Thomas (Minn.) ■.....	91
71 St. Mary's (Minn.) ■.....	60
73 Macalester.....	64
101 Hamline ■.....	97
72 Augsburg.....	48
72 Gust. Adolphus ■.....	68
71 Hamline.....	74

Nickname: Johnnies  
 Colors: Cardinal & Blue  
 Arena: Sexton Arena  
 Capacity: 2,964; Year Built: 1974  
 AD: Tom Stock  
 SID: Michael Hemesch

**ST. JOHN'S (N.Y.)**

Queens, NY 11439.....I

Coach: Norm Roberts, Queens (N.Y.)  
 1987

**2005-06 RESULTS (12-15)**

77 Md.-East. Shore ■.....	40
64 St. Francis (N.Y.) ■.....	50
67 Niagara ■.....	61
51 Hofstra ■.....	64
64 Charleston So. ■.....	50
63 Stony Brook ■.....	45
64 Virginia Tech.....	73
53 Marist ■.....	56
57 Duke.....	70
63 Columbia ■.....	39
51 Massachusetts ■.....	49
61 Seton Hall.....	69
65 Georgetown ■.....	79
68 South Fla.....	49

68	Louisville ■	56
55	Pittsburgh ■	50
50	Connecticut	66
61	West Virginia ■	66
61	Marquette	81
73	Providence	81
41	Georgetown	64
60	Syracuse ■	75
54	Rutgers	51
48	DePaul ■	52
58	Seton Hall ■	47
52	Villanova	65
70	Rutgers ■	82

Nickname: Red Storm  
 Colors: Red & White  
 Arena: Carnesecca Arena  
 Capacity: 6,008; Year Built: 1961  
 AD: Chris Monasch  
 SID: Mark Fratto

**ST. JOSEPH'S (IND.)**

Rensselaer, IN 47978 .....II

Coach: Linc Darner, Purdue 1995

**2005-06 RESULTS (31-3)**

103	Ferris St. ■	85
92	Upper Iowa ■	76
110	Ashland	87
97	Purdue-North Cent.	70
94	Lewis	63
70	Wis.-Parkside	67
84	Oakland City	78
76	Northern Ky. ■	58
77	Bellarmine ■	61
81	Winona St. ■	76
90	West Virginia St. †	89
91	Catawba †	80
59	Michigan Tech ■	56
72	SIU Edwardsville	81
73	Quincy	64
92	Rockhurst ■	71
105	Drury ■	83
98	Calumet Col. ■	71
75	Indianapolis	70
91	Ky. Wesleyan	85
67	Southern Ind.	98
107	Mo.-St. Louis ■	85
91	Mo.-Rolla ■	58
77	Bellarmine	55
75	Northern Ky.	69
84	Wis.-Parkside ■	75
80	Lewis ■	66
97	Indianapolis ■	78
98	Ky. Wesleyan ■	75
80	Southern Ind. †	71
77	Drury †	73
68	Quincy †	67
74	Ferris St. ■	69
78	Southern Ind. ■	81

Nickname: Pumas  
 Colors: Cardinal & Purple  
 Arena: Richard F. Scharf Alumni Fieldhouse  
 Capacity: 2,000; Year Built: 1941  
 AD: Bill Massoels  
 SID: Clark Teuscher

**ST. JOSEPH'S (L.I.)**

Patchogue, NY 11772-2603 .....III

Coach: John Mateyko, American Int'l 1981

**2005-06 RESULTS (16-10)**

62	John Jay	61
49	New York U.	73
75	City Tech ■	58
58	Yeshiva ■	73
83	Fitchburg St. †	69
54	Oneonta St. †	60
66	CCNY ■	56

83	Medgar Evers ■	81
74	Lehman	79
68	York (N.Y.)	85
86	Mt. St. Vincent ■	76
75	New England Col. ■	52
62	Farmingdale	92
67	Maritime (N.Y.)	62
57	Stevens Institute ■	68
66	Old Westbury	63
53	Manhattanville	75
77	Merchant Marine	64
85	Hunter	60
82	Mt. St. Mary (N.Y.)	91
82	Maritime (N.Y.) ■	64
59	Old Westbury ■	55
92	Centenary (N.J.)	79
70	Farmingdale ■	68
64	Merchant Marine ■	55
68	Stevens Institute ■	77

Nickname: Golden Eagles  
 Colors: Blue & Gold  
 Arena: Danzi Athletic Center  
 Capacity: 1,500; Year Built: 1996  
 AD: Donald L. Lizak  
 SID: Frank Flandina

**ST. JOSEPH'S (ME.)**

Standish, ME 04084-5263 .....IIII

Coach: Rob Sanicola, St. Joseph's (Me.) 1999

**2005-06 RESULTS (19-8)**

63	Vassar	66
66	Oberlin †	54
52	Me.-Farmington ■	54
71	Lyndon St. ■	76
77	Me.-Machias ■	64
80	Framingham St.	69
83	Thomas	70
63	Southern Me.	62
71	Husson †	73
76	UC Santa Cruz	67
67	Colorado Col. †	59
58	Maine Maritime ■	55
54	Bates	68
76	Newbury	65
99	Thomas ■	91
79	Me.-Presque Isle	57
72	Me.-Fort Kent	56
54	Southern Me. ■	60
72	Me.-Farmington	64
57	New England ■	46
67	Husson ■	60
74	Bowdoin	82
75	Me.-Fort Kent ■	69
71	Me.-Presque Isle ■	34
63	Newbury ■	60
67	Newbury ■	65
79	Lincoln (Pa.)	99

Nickname: Monks  
 Colors: Royal Blue & White  
 Arena: Harold Alfond Center  
 Capacity: 1,320; Year Built: 1999  
 AD: Brian Curtin  
 SID: Deb Readon

**ST. JOSEPH'S**

Philadelphia, PA 19131-1395 ....I

Coach: Phil Martelli, Widener 1976

**2005-06 RESULTS (19-14)**

70	Lafayette ■	47
72	Fairfield	41
94	Davidson	100
69	Drexel	59
70	Kansas †	67
74	Ohio St. ■	81
51	Bucknell	63
70	St. Mary's (Cal.)	66
94	Gonzaga	102

58	Xavier ■	62
59	Temple ■	57
58	Massachusetts	68
70	George Washington	82
50	Charlotte ■	57
66	La Salle ■	54
54	St. Louis	39
47	Penn	44
69	Dayton	77
82	St. Bonaventure ■	51
58	Villanova †	71
62	George Washington ■	64
44	Temple	57
57	Rhode Island	55
64	Fordham ■	58
70	Richmond ■	39
68	Xavier	58
79	Duquesne	63
67	Dayton †	55
56	St. Louis †	37
73	Temple †	59
61	Xavier †	62
71	Rutgers ■	62
75	Hofstra ■	77

Nickname: Hawks  
 Colors: Crimson & Gray  
 Arena: Alumni Memorial Fieldhouse  
 Capacity: 3,200; Year Built: 1949  
 AD: Don Djulija  
 SID: Marie Wozniak

**ST. LAWRENCE**

Canton, NY 13617 .....IIII

Coach: Chris Downs, Oneonta St. 1991

**2005-06 RESULTS (13-12)**

79	Mount Union †	89
85	Wesley †	78
74	Brockport St. ■	77
66	Middlebury	68
49	Rochester ■	58
61	Ithaca	70
70	Alfred	84
91	Oswego St. ■	83
64	Plattsburgh St.	69
81	Skidmore ■	64
61	Union (N.Y.) ■	60
68	Potsdam St. ■	75
76	Vassar	60
73	Rensselaer	68
78	Clarkson ■	54
82	Hobart	54
76	Hamilton	87
59	Rensselaer ■	63
81	Vassar ■	70
79	Clarkson	60
84	Union (N.Y.)	90
66	Skidmore	49
66	Hamilton ■	63
72	Hobart ■	69
70	Union (N.Y.) †	73

Nickname: Saints  
 Colors: Scarlet & Brown  
 Arena: Burkman Gymnasium  
 Capacity: 1,500; Year Built: 1970  
 AD: Margaret F. Strait  
 SID: Wally Johnson

**ST. LEO**

Saint Leo, FL 33574 .....II

Coach: Mike Madagan, Northern Ill. 1987

**2005-06 RESULTS (8-21)**

84	Webber Int'l ■	78
106	P.R.-Cayey ■	66
69	West Chester	74
62	St. Michael's †	93
86	West Fla. ■	97
84	Flagler	71

91	Palm Beach Atl. ■	79
63	Valdosta St.	79
69	West Ala. †	80
72	Fla. Southern ■	78
85	Palm Beach Atl.	88
85	West Va. Tech ■	94
64	Rollins	87
71	Barry ■	80
62	Eckerd	84
77	Florida Tech	67
85	Nova Southeastern ■	87
72	Lynn	76
45	Tampa ■	74
58	Fla. Southern	57
49	Rollins ■	76
58	Barry	54
51	Tampa	84
81	Florida Tech ■	85
75	Nova Southeastern	94
60	Lynn ■	94
67	Eckerd ■	87
77	Florida Tech	80
64	Rollins	72

Nickname: Lions  
 Colors: Forest Green & Gold  
 Arena: Marion Bowman Center  
 Capacity: 1,500; Year Built: 1990  
 AD: Francis X. Reidy  
 SID: Walter Riddle

**ST. LOUIS**

St. Louis, MO 63103 .....I

Coach: Brad Soderberg, Wis.-Stevens Point 1985

**2005-06 RESULTS (16-13)**

69	Eastern Ill. ■	45
64	Hawaii	82
56	Southern Ill. ■	42
71	Wis.-Milwaukee	82
69	Jackson St. ■	53
63	North Carolina	75
66	Oakland	59
64	Mississippi	77
74	Kennesaw St. ■	60
57	Gonzaga ■	60
58	Chicago St. ■	52
50	Iowa ■	60
60	St. Bonaventure ■	58
64	George Washington	69
50	Massachusetts ■	48
54	Richmond	65
59	Xavier	54
39	St. Joseph's ■	54
64	Fordham ■	54
58	Rhode Island	53
61	Xavier ■	47
44	Dayton	46
70	Duquesne	57
56	Temple ■	51
73	Rhode Island ■	62
77	Charlotte	74
70	Dayton ■	72
52	La Salle	62
37	St. Joseph's †	56

Nickname: Billikens  
 Colors: Blue & White  
 Arena: Savvis Center  
 Capacity: 20,000; Year Built: 1994  
 AD: Cheryl L. Levick  
 SID: Doug McIlhagga

**ST. MARTIN'S**

Lacey, WA 98503 .....II

Coach: Keith Cooper, Seattle Pacific 1986

**2005-06 RESULTS (7-20)**

74	Northwest (Wash.) ■	80
64	Cal Poly Pomona †	66



77 Regis (Colo.) †.....	69
65 Colorado Mines †.....	63
75 Sonoma St. †.....	65
62 Colorado St.-Pueblo.....	64
69 Regis (Colo.) †.....	76
111 Puget Sound Chrst. ■.....	27
87 Warner Pacific.....	85
72 Western Ore. ■.....	83
79 Humboldt St. ■.....	92
70 Alas. Fairbanks.....	83
68 Alas. Anchorage.....	92
87 Central Wash. ■.....	91
78 Western Wash. ■.....	91
77 Seattle.....	83
79 Seattle Pacific.....	88
96 Northwest Nazarene.....	93
56 Alas. Anchorage ■.....	72
50 Alas. Fairbanks ■.....	83
86 Western Wash.....	87
104 Central Wash.....	105
75 Seattle ■.....	91
80 Northwest Nazarene ■.....	84
79 Seattle Pacific ■.....	103
71 Humboldt St.....	91
67 Western Ore.....	76

Nickname: Saints  
 Colors: Red & White  
 Arena: Saint Martin's Pavilion  
 Capacity: 4,300; Year Built: 1965  
 AD: Bob Grisham  
 SID: Tiffany N. Darling

**ST. MARY'S (CAL.)**  
 Moraga, CA 94575.....I

Coach: Randy Bennett, UC San Diego  
 1986

**2005-06 RESULTS (17-12)**

93 UC Santa Cruz ■.....	41
54 Colorado †.....	73
69 Rutgers ■.....	75
61 Arizona.....	73
51 Air Force.....	63
66 Southeastern La. ■.....	55
69 Tex. A&M-Corp. Chris ■.....	67
78 Mississippi Val. ■.....	48
61 Kent St. ■.....	59
66 St. Joseph's ■.....	70
89 Nevada ■.....	80
65 TCU.....	57
60 Gonzaga ■.....	68
72 Portland ■.....	74
52 San Francisco.....	53
83 Pepperdine.....	61
70 Loyola Marymount.....	78
78 San Diego ■.....	86
88 San Francisco ■.....	70
66 Portland.....	52
61 Gonzaga.....	62
54 Santa Clara ■.....	51
76 Santa Clara.....	69
89 Cal Poly ■.....	85
81 San Diego.....	77
76 Pepperdine ■.....	66
82 Loyola Marymount ■.....	70
76 Santa Clara †.....	72
63 Loyola Marymount †.....	66

Nickname: Gaels  
 Colors: Navy Blue & Red  
 Arena: McKeon Pavilion  
 Capacity: 3,500; Year Built: 1978  
 AD: Mark Orr  
 SID: Rich Davi

**ST. MARY'S (MD.)**  
 St. Mary's City, MD 20686.....III

Coach: Chris Harney, St. Mary's (Md.)  
 1997

**2005-06 RESULTS (9-16)**

67 Shenandoah.....	86
142 Redlands †.....	130
96 McDaniel ■.....	85
72 Villa Julie.....	70
76 Marymount (Va.).....	72
82 Mary Washington ■.....	84
88 Averett ■.....	81
59 Davidson.....	112
87 Washington (Md.).....	88
73 Wesley.....	85
89 Buffalo St. †.....	93
76 John Jay †.....	72
55 Catholic.....	75
56 York (Pa.).....	86
83 Gallaudet ■.....	77
74 Salisbury.....	76
87 Goucher ■.....	80
72 Mary Washington.....	81
63 Marymount (Va.) ■.....	74
60 Catholic ■.....	77
53 Gallaudet.....	72
64 York (Pa.) ■.....	83
84 Goucher.....	93
75 Salisbury ■.....	72
73 Catholic.....	96

Nickname: Seahawks  
 Colors: Navy Blue & Old Gold  
 Arena: Athletics and Recreation Center  
 Arena  
 Capacity: 1,200; Year Built: 2005  
 AD: Scott Devine  
 SID: Shawne McCoy

**ST. MARY'S (MINN.)**  
 Winona, MN 55987-1399.....III

Coach: Mike Trewick, St. John's (Minn.)  
 1993

**2005-06 RESULTS (9-16)**

74 Bethany Lutheran.....	80
86 Crown (Minn.) ■.....	72
64 Winona St.....	77
61 Augsburg.....	56
69 Macalester ■.....	64
58 Concordia-M'head.....	70
66 Wis.-Eau Claire.....	76
87 Northland †.....	81
71 Bethel (Minn.) ■.....	68
42 Gust. Adolphus ■.....	78
69 St. John's (Minn.) ■.....	56
85 Hamline ■.....	77
62 St. Thomas (Minn.).....	98
58 Carleton ■.....	68
57 St. Olaf.....	58
84 Augsburg ■.....	71
56 Macalester.....	66
81 Concordia-M'head ■.....	60
79 Bethel (Minn.).....	82
42 Gust. Adolphus.....	82
60 St. John's (Minn.).....	71
76 Hamline.....	80
68 St. Thomas (Minn.) ■.....	74
46 Carleton.....	65
52 St. Olaf ■.....	70

Nickname: Cardinals  
 Colors: Red & White  
 Arena: St. Mary's Fieldhouse  
 Capacity: 3,500; Year Built: 1965  
 AD: Nikki Fennern  
 SID: Donny Nadeau

**ST. MARY'S (TEX.)**  
 San Antonio, TX 78228-8572....II

Coach: Jim Zeleznak, St. Mary's (Tex.)

**2005-06 RESULTS (14-14)**

58 Tex. A&M-Kingsville ■.....	76
50 Tarleton St. ■.....	46
62 Cameron ■.....	50
75 Tex. A&M-Commerce ■.....	76
63 Tex. A&M-Kingsville.....	69
94 Huston-Tillotson ■.....	49
52 Central Mo. St. ■.....	79
64 Pittsburg St. †.....	61
69 Southwest Baptist †.....	92
54 Northwest Mo. St. ■.....	60
63 Abilene Christian.....	50
41 Tarleton St.....	70
81 Notre Dame de Namur ■.....	56
75 St. Edward's.....	89
84 Lincoln (Mo.) ■.....	62
80 Mont. St.-Billings ■.....	90
55 Incarnate Word ■.....	38
70 Western N.M.....	75
64 Okla. Panhandle.....	71
53 Incarnate Word.....	40
73 Western N.M. ■.....	50
68 Western N.M. ■.....	55
64 Okla. Panhandle ■.....	41
76 Lincoln (Mo.).....	64
87 Mont. St.-Billings.....	94
76 Mont. St.-Billings.....	107
58 St. Edward's ■.....	48
77 Western N.M.....	86

Nickname: Rattlers  
 Colors: Blue & Gold  
 Arena: Bill Greehey Arena  
 Capacity: 3,500; Year Built: 2000  
 AD: Charlie Migl  
 SID: Nicole Chavez

**ST. MICHAEL'S**  
 Colchester, VT 05439.....II

Coach: Tom O'Shea, Vermont 1986

**2005-06 RESULTS (9-18)**

75 NJIT †.....	79
93 St. Leo †.....	62
57 St. Thomas Aquinas ■.....	62
70 Stonehill.....	92
80 Bentley ■.....	71
61 Merrimack.....	81
58 St. Anselm.....	87
82 Pace ■.....	84
85 Concordia (N.Y.) ■.....	73
72 Post ■.....	54
89 Le Moyne ■.....	70
81 Mass.-Lowell ■.....	77
66 Franklin Pierce.....	81
68 Southern N.H. ■.....	84
66 Stonehill ■.....	85
78 Bentley.....	90
68 Merrimack ■.....	63
45 Mass.-Lowell.....	62
52 Franklin Pierce ■.....	73
66 Southern N.H.....	93
63 St. Anselm ■.....	75
55 Le Moyne.....	68
84 Assumption.....	91
69 American Int'l ■.....	79
77 Bryant.....	88
93 Southern Conn. St. ■.....	81
73 St. Rose.....	67

Nickname: Purple Knights  
 Colors: Purple & Gold  
 Arena: Ross Sports Center  
 Capacity: 2,500; Year Built: 1974  
 AD: Geraldine Knortz  
 SID: Seth Cole

**ST. NORBERT**  
 De Pere, WI 54115.....III

Coach: Paul De Noble, Wis.-Oshkosh  
 1973

**2005-06 RESULTS (7-16)**

56 Elmhurst.....	87
70 North Park ■.....	55
49 Lake Forest.....	66
65 Illinois Col.....	69
52 Wis.-Oshkosh ■.....	57
60 Northern Mich. ■.....	75
58 Wis.-Stout.....	59
36 Wittenberg.....	60
70 Olivet †.....	63
64 Carroll (Wis.) ■.....	74
53 Ripon.....	65
67 Monmouth (Ill.) ■.....	62
112 Grinnell ■.....	115
68 Lawrence ■.....	79
58 Beloit.....	63
63 Knox.....	70
58 Monmouth (Ill.).....	71
51 Carroll (Wis.).....	73
65 Illinois Col. ■.....	47
71 Lake Forest ■.....	68
73 Ripon ■.....	64
77 Beloit ■.....	63
52 Lawrence.....	67

Nickname: Green Knights  
 Colors: Dartmouth Green & Old Gold  
 Arena: Schuldes Sports Center  
 Capacity: 2,000; Year Built: 1979  
 AD: Timothy A. Bald  
 SID: Dan Lukes

**ST. OLAF**  
 Northfield, MN 55057-1098....III

Coach: Dan Kosmoski, Minnesota 1980

**2005-06 RESULTS (10-15)**

65 Luther.....	84
93 Crown (Minn.).....	68
86 Martin Luther ■.....	78
65 Augsburg.....	47
69 St. John's (Minn.).....	86
77 Macalester ■.....	62
64 Concordia-M'head.....	78
88 Hiram †.....	91
66 Wesleyan (Conn.) †.....	68
85 Hamline.....	95
67 Bethel (Minn.).....	97
69 St. Thomas (Minn.) ■.....	79
67 Gust. Adolphus.....	77
55 Carleton ■.....	85
58 St. Mary's (Minn.) ■.....	57
69 Augsburg ■.....	60
74 St. John's (Minn.) ■.....	59
61 Concordia-M'head ■.....	38
65 Macalester.....	70
71 Hamline †.....	61
58 Bethel (Minn.) ■.....	65
56 St. Thomas (Minn.).....	75
54 Gust. Adolphus ■.....	63
43 Carleton.....	60
70 St. Mary's (Minn.).....	52

Nickname: Oles  
 Colors: Black & Old Gold  
 Arena: Skoglund Athletic Center  
 Capacity: 3,000; Year Built: 1968  
 AD: Matt McDonald  
 SID: Le Ann Finger

**ST. PAUL'S**  
Lawrenceville, VA 23868.....II

Coach: Edward Joyner, Fla. Memorial  
1974

**2005-06 RESULTS (11-17)**

68	Chowan	85
85	Dist. Columbia ■	55
73	Kennesaw St.	71
97	Chowan ■	89
96	Webber Int'l	76
67	Fla. Memorial †	74
118	Columbia Union ■	71
81	St. Augustine's ■	84
74	East Caro.	80
91	Johnson C. Smith ■	95
64	Virginia Union	89
41	Virginia Union ■	76
63	Dist. Columbia	61
76	Winston-Salem	88
54	Shaw	88
61	Elizabeth City St. ■	101
57	Fayetteville St.	63
61	Livingstone ■	72
81	Virginia St. ■	77
81	Shaw ■	78
73	Bowie St. ■	98
80	Elizabeth City St.	76
91	Columbia Union	65
71	N.C. Central ■	74
74	Bowie St.	77
77	St. Andrews ■	62
63	Virginia St.	77
38	Winston-Salem †	74

Nickname: Tigers  
Colors: Black & Orange  
Arena: Taylor-Whitehead Gym  
Capacity: 1,500; Year Built: 1965  
AD: LeRoy Bacote  
SID: Tiffani Sykes

**ST. PETER'S**  
Jersey City, NJ 07306.....I

Coach: Bob Leckie, St. Peter's 1969

**2005-06 RESULTS (17-15)**

51	Florida	80
69	Oakland †	72
71	Pittsburgh	82
57	Seton Hall	66
79	Lafayette	76
73	Monmouth ■	60
69	Canisius	64
87	Niagara	84
82	Fairleigh Dickinson ■	77
49	Massachusetts †	66
63	Columbia †	54
104	Rider ■	100
82	Manhattan	95
75	Iona ■	83
75	Fairfield ■	81
69	Siena	77
79	Niagara ■	59
63	Marist ■	71
76	Loyola (Md.) ■	74
76	Iona	72
75	Marist	74
81	Siena ■	63
74	Manhattan ■	81
69	Loyola (Md.)	89
108	Fairfield	109
80	UNC Greensboro ■	76
84	Canisius ■	91
77	Rider	64
80	Rider †	51
63	Siena	62
84	Manhattan †	74
61	Iona †	80

Nickname: Peacocks  
Colors: Blue & White

Arena: Yanitelli Center  
Capacity: 3,200; Year Built: 1975  
AD: William A. Stein  
SID: Dan Drutz

**ST. ROSE**  
Albany, NY 12203.....II

Coach: Brian Beauy, St. Rose 1982

**2005-06 RESULTS (19-10)**

73	St. Thomas Aquinas ■	59
68	Concordia (N.Y.) ■	53
89	Bloomfield ■	77
57	Mass.-Lowell	72
64	Bryant ■	62
61	American Int'l	62
76	Assumption ■	62
75	Franklin Pierce ■	56
82	Le Moyne	71
79	Assumption	74
81	Merrimack ■	65
71	Nyack	73
60	Southern N.H.	63
79	Pace ■	69
97	Southern Conn. St.	76
84	Mass.-Lowell ■	56
65	Franklin Pierce	59
84	Southern N.H. ■	59
77	Bryant	52
83	American Int'l ■	55
44	Bentley ■	45
75	Merrimack	87
62	Stonehill ■	67
58	Pace	54
65	Southern Conn. St. ■	50
75	St. Anselm	82
67	St. Michael's ■	73
64	Le Moyne ■	57
85	St. Anselm	88

Nickname: Golden Knights  
Colors: Gold, White & Black  
Arena: Daniel P. Nolan Gymnasium  
Capacity: 1,000; Year Built: 2004  
AD: Catherine C. Haker  
SID: David Alexander

**ST. SCHOLASTICA**  
Duluth, MN 55811-4199.....III

Coach: David Staniger, St. Scholastica  
1989

**2005-06 RESULTS (17-10)**

58	Neb. Wesleyan ■	73
61	Wis.-Superior ■	62
68	Wartburg †	80
72	Neb. Wesleyan	88
49	Minn. Duluth	81
85	Minn.-Crookston ■	81
60	Wis.-Eau Claire	76
77	Hamline ■	59
63	Wis.-Stout	85
90	Marian (Wis.) †	81
82	Wis.-Superior	70
90	Minn.-Morris	96
64	Presentation	61
101	Bethany Lutheran ■	93
79	Martin Luther ■	76
77	Northwestern (Minn.) ■	67
90	Crown (Minn.) ■	60
86	Northland ■	73
87	Martin Luther	83
68	Bethany Lutheran	74
56	Presentation ■	59
87	Minn.-Morris ■	68
68	Crown (Minn.)	65
73	Northwestern (Minn.)	58
73	Northland	58
86	Minn.-Morris ■	76
83	Bethany Lutheran ■	64

Nickname: Saints

Colors: Blue & Gold  
Arena: Reif Center  
Capacity: 1,500; Year Built: 1975  
AD: Tony Barrett  
SID: Gregg Petcoff

**ST. THOMAS (MINN.)**  
St. Paul, MN 55105.....III

Coach: Steve Fritz, St. Thomas (Minn.)  
1971

**2005-06 RESULTS (23-6)**

90	Wis.-Stout †	91
70	Kalamazoo †	47
80	Carleton ■	67
72	Macalester	68
77	Hamline	71
87	Gust. Adolphus	51
45	Wis.-La Crosse	55
83	Culver-Stockton †	69
56	Wis.-River Falls	53
59	Augsburg ■	62
82	St. John's (Minn.) ■	41
79	St. Olaf	69
88	Bethel (Minn.) ■	49
98	St. Mary's (Minn.) ■	62
69	Concordia-M'head	63
44	Carleton	75
86	Macalester ■	43
104	Hamline ■	59
76	Gust. Adolphus ■	58
65	Augsburg	44
91	St. John's (Minn.)	96
75	St. Olaf ■	56
84	Bethel (Minn.)	67
74	St. Mary's (Minn.)	68
63	Concordia-M'head ■	44
96	Hamline ■	51
54	Carleton ■	47
76	North Central (Ill.) ■	68
59	Lawrence	63

Nickname: Tommies  
Colors: Purple & Grey  
Arena: Schoenecker Arena  
Capacity: 2,200; Year Built: 1982  
AD: Stephen J. Fritz  
SID: Gene McGivern

**ST. THOMAS AQUINAS**  
Sparkill, NY 10976.....II

Coach: Dennis O'Donnell, St. John's  
(N.Y.) 1980

**2005-06 RESULTS (12-16)**

59	St. Rose	73
62	Philadelphia U. ■	51
62	St. Michael's	57
61	C.W. Post	74
62	Concordia (N.Y.) ■	65
65	NYIT	59
76	Dowling	59
56	Rutgers	94
56	St. Anselm ■	61
114	East-West U. †	71
75	Concordia (Neb.) †	60
65	Mercy	58
57	Bridgeport ■	68
59	Queens (N.Y.) ■	68
72	New Haven	62
48	Adelphi ■	80
75	Molloy ■	72
72	C.W. Post ■	80
65	Concordia (N.Y.)	70
72	NYIT	60
63	Dowling ■	56
61	Molloy	76
57	Mercy ■	49
72	Bridgeport	85
61	Queens (N.Y.)	73
58	New Haven ■	64

47	Adelphi	70
34	Adelphi	73

Nickname: Spartans  
Colors: Maroon & Gold  
Arena: Aquinas Hall  
Capacity: 800  
AD: Gerald Oswald  
SID: Mike McManus

**SALEM INT'L**  
Salem, WV 26426 .....II

Coach: Clark Maloney, Mid-America  
Naz. 1990

**2005-06 RESULTS (21-9)**

74	Lincoln (Pa.)	87
81	Virginia St. ■	51
62	Eckerd †	78
67	Tampa	74
77	Dist. Columbia	42
89	Bowie St.	87
94	Ohio-Zanesville ■	53
89	Pfeiffer ■	83
90	Bluefield St.	60
80	West Va. Wesleyan ■	51
69	Alderson-Broaddus ■	70
83	Shepherd	64
85	Glenville St.	82
68	Charleston (W.V.) ■	79
89	West Liberty St.	95
86	Wheeling Jesuit ■	80
95	Ohio Valley ■	59
80	Fairmont St.	56
98	Davis & Elkins	50
101	Concord ■	74
107	West Virginia St.	97
78	West Va. Tech	94
95	West Liberty St. ■	83
84	Wheeling Jesuit	73
78	Ohio Valley	66
72	Fairmont St. ■	50
69	West Liberty St. †	66
84	West Va. Wesleyan †	61
67	West Virginia St. †	69
58	Alderson-Broaddus †	64

Nickname: Tigers  
Colors: Kelly Green, Black & White  
Arena: T. Edward Davis Gym  
Capacity: 1,620  
AD: Clark Maloney  
SID: Kenny Howell

**SALEM ST.**  
Salem, MA 01970.....III

Coach: Sean Doherty, Worcester St.  
1993

**2005-06 RESULTS (18-8)**

80	Maine Maritime ■	43
51	TCNJ ■	62
79	Rhode Island Col.	92
71	WPI	96
70	Plymouth St.	73
78	Lasell ■	70
68	Newbury	65
82	Mass.-Boston ■	78
83	Gordon ■	74
92	Southern Me. ■	81
67	Manhattanville †	75
94	Southern Vt. †	50
82	Fitchburg St. ■	74
70	Westfield St.	63
83	Framingham St. ■	74
96	Mass. Liberal Arts ■	61
74	Bridgewater St.	77
85	Worcester St. ■	79
82	Mass.-Dartmouth ■	78
68	Fitchburg St.	59
73	Westfield St. ■	88
71	Framingham St.	65

86 Mass. Liberal Arts .....57  
 88 Bridgewater St. ■ .....80  
 77 Worcester St. ....64  
 71 Bridgewater St. † .....85

Nickname: Vikings  
 Colors: Orange & Blue  
 Arena: O'Keefe Sports Center  
 Capacity: 2,200; Year Built: 1976  
 AD: Timothy Shea  
 SID: Thomas Roundy

**SALISBURY**

Salisbury, MD 21801-6860 .....III

Coach: Steve Holmes, Plattsburgh St. 1983

**2005-06 RESULTS (15-13)**

61 Johns Hopkins .....76  
 62 Frostburg St. † .....70  
 83 Goucher † .....70  
 89 Washington (Md.) .....74  
 66 Va. Wesleyan ■ .....62  
 60 Gallaudet .....63  
 80 John Jay ■ .....57  
 67 Shenandoah ■ .....62  
 56 Messiah .....69  
 69 York (Pa.) ■ .....67  
 78 Chowan † .....86  
 81 Apprentice .....71  
 88 Goucher ■ .....70  
 88 Mary Washington .....92  
 71 Marymount (Va.) ■ .....63  
 76 St. Mary's (Md.) ■ .....74  
 65 Hood .....77  
 53 Catholic .....51  
 62 York (Pa.) .....96  
 50 Gallaudet ■ .....71  
 83 Goucher .....80  
 63 Marymount (Va.) .....68  
 95 Mary Washington ■ .....88  
 69 Catholic ■ .....81  
 72 St. Mary's (Md.) .....75  
 56 Gallaudet .....55  
 66 York (Pa.) .....64  
 70 Catholic .....79

Nickname: Sea Gulls  
 Colors: Maroon and Gold  
 Arena: Maggs Center  
 Capacity: 2,000; Year Built: 1977  
 AD: Michael Vienna  
 SID: Sam Atkinson

**SALVE REGINA**

Newport, RI 02840-4192 .....III

Coach: Sean Foster, Salve Regina 1997

**2005-06 RESULTS (17-9)**

55 Catholic † .....72  
 72 Me.-Fort Kent † .....49  
 80 Mitchell ■ .....49  
 68 Wheaton (Mass.) .....67  
 60 Johnson & Wales (R.I.) ■ .....55  
 64 Gordon .....69  
 79 Anna Maria ■ .....54  
 74 Rhode Island Col. ....72  
 65 Connecticut Col. ■ .....73  
 77 Worcester St. ....75  
 74 Nichols .....57  
 59 Curry .....62  
 72 Nichols ■ .....81  
 46 Endicott ■ .....66  
 54 Roger Williams .....72  
 54 Colby-Sawyer ■ .....78  
 70 Eastern Nazarene ■ .....48  
 79 Anna Maria .....57  
 78 Curry ■ .....55  
 68 Eastern Nazarene .....55  
 73 Wentworth Inst. ....50  
 66 Wesleyan (Conn.) .....52  
 65 New England ■ .....54

75 Roger Williams ■ .....54  
 68 New England Col. ....55  
 48 Colby-Sawyer ■ .....63

Nickname: Seahawks  
 Colors: Blue, Green & White  
 Arena: Rodgers Recreation Center  
 Capacity: 550; Year Built: 2000  
 AD: Del Malloy  
 SID: Ed Habershaw

**SAM HOUSTON ST.**

Huntsville, TX 77341 .....I

Coach: Bob Marlin, Mississippi St. 1981

**2005-06 RESULTS (22-9)**

80 Missouri .....77  
 61 Drexel .....72  
 76 Huston-Tillotson ■ .....46  
 78 New Mexico St. ....77  
 85 Texas Col. ■ .....49  
 51 Alcorn St. ■ .....50  
 61 Southern Miss. ■ .....57  
 46 Houston .....68  
 51 Arizona .....87  
 68 UCF † .....63  
 83 LeTourneau ■ .....37  
 124 Paul Quinn ■ .....70  
 73 Nicholls St. ....80  
 57 McNeese St. ■ .....60  
 80 Northwestern St. ■ .....73  
 71 UTSA .....63  
 80 Texas St. ....70  
 68 Southeastern La. ....64  
 91 Texas-Arlington ■ .....81  
 68 Northwestern St. ....77  
 74 La.-Monroe ■ .....51  
 66 Southeastern La. ■ .....62  
 85 Lamar .....82  
 64 McNeese St. ....76  
 75 Texas St. ■ .....61  
 90 UTSA ■ .....87  
 80 Texas-Arlington .....76  
 72 Stephen F. Austin ■ .....73  
 86 Texas-Arlington ■ .....84  
 78 Stephen F. Austin ■ .....72  
 87 Northwestern St. ....95

Nickname: Bearkats  
 Colors: Orange & White  
 Arena: Johnson Coliseum  
 Capacity: 6,110; Year Built: 1976  
 AD: Bobby Williams  
 SID: Paul Ridings

**SAMFORD**

Birmingham, AL 35229 .....I

Coach: Jimmy Tillette, Holy Cross 1975

**2005-06 RESULTS (20-11)**

52 Sacramento St. † .....49  
 33 Texas .....77  
 41 Oklahoma .....68  
 96 Bryan ■ .....45  
 52 Southern Miss. ....33  
 52 South Ala. ....55  
 61 Jacksonville St. ■ .....62  
 68 Southeast Mo. St. ■ .....53  
 61 Murray St. ■ .....50  
 91 Campbellsville ■ .....56  
 68 Tennessee Tech .....43  
 79 Tenn.-Martin .....65  
 90 Jacksonville St. ....69  
 68 Tennessee St. ■ .....48  
 85 Tennessee Tech ■ .....88  
 65 Morehead St. ....64  
 85 Eastern Ky. ....66  
 67 Tenn.-Martin ■ .....60  
 84 Austin Peay ■ .....68  
 38 Murray St. ....59  
 64 Tennessee St. ....54  
 58 Eastern Ill. ■ .....55

68 Austin Peay .....74  
 70 Eastern Ky. ■ .....75  
 76 Morehead St. ■ .....52  
 52 Ohio .....64  
 52 Southeast Mo. St. ....63  
 52 Eastern Ill. ....41  
 78 Tennessee St. ■ .....67  
 73 Tennessee Tech † .....66  
 57 Murray St. † .....74

Nickname: Bulldogs  
 Colors: Red & Blue  
 Arena: Seibert Hall  
 Capacity: 4,000; Year Built: 1957  
 AD: Bob Roller  
 SID: Zac Schrieber

**SAN DIEGO**

San Diego, CA 92110-2492 .....I

Coach: Brad Holland, UCLA 1979

**2005-06 RESULTS (18-12)**

90 Campbell .....81  
 65 UC Santa Barb. ....67  
 68 San Jose St. ....79  
 82 UC Riverside .....65  
 90 San Diego St. ■ .....80  
 80 Furman .....73  
 94 UC Riverside ■ .....67  
 104 Pt. Loma Nazarene ■ .....57  
 72 Fresno St. † .....61  
 91 Texas-Arlington ■ .....94  
 90 Loyola (Ill.) ■ .....57  
 63 New Mexico ■ .....56  
 97 Eastern Wash. ....78  
 84 Loyola Marymount .....86  
 54 Pepperdine .....55  
 75 Santa Clara ■ .....69  
 63 Gonzaga ■ .....64  
 78 Portland ■ .....68  
 86 St. Mary's (Cal.) .....78  
 81 Santa Clara .....66  
 84 Pepperdine ■ .....71  
 76 Loyola Marymount ■ .....94  
 71 San Francisco ■ .....68  
 71 San Francisco .....87  
 77 St. Mary's (Cal.) ■ .....81  
 59 Gonzaga .....75  
 72 Portland .....90  
 85 Pepperdine † .....72  
 62 San Francisco † .....59  
 92 Gonzaga .....96

Nickname: Toreros  
 Colors: Columbia Blue, Navy & White  
 Arena: Jenny Craig Pavilion  
 Capacity: 5,100; Year Built: 2000  
 AD: Ky Snyder  
 SID: Ted Gosen

**SAN DIEGO ST.**

San Diego, CA 92182 .....I

Coach: Steve Fisher, Illinois St. 1967

**2005-06 RESULTS (24-9)**

67 Alas. Fairbanks .....55  
 63 Ill.-Chicago † .....66  
 79 Southern Miss. † .....51  
 80 Albany (N.Y.) ■ .....53  
 80 San Diego .....90  
 88 Pt. Loma Nazarene ■ .....77  
 64 California .....82  
 49 Washington St. ■ .....60  
 66 UC Santa Barb. ■ .....54  
 58 UMBG ■ .....45  
 65 Providence .....80  
 84 Loyola Marymount ■ .....68  
 83 Colorado St. ■ .....75  
 62 Air Force .....65  
 72 Utah .....67  
 83 UNLV ■ .....67  
 76 TCU .....57

88 Brigham Young ■ .....61  
 75 New Mexico ■ .....69  
 78 Wyoming .....77  
 85 Colorado St. ....81  
 61 Air Force ■ .....51  
 65 Utah ■ .....67  
 81 UNLV .....70  
 83 TCU ■ .....71  
 90 Brigham Young .....100  
 73 New Mexico .....66  
 91 Wyoming ■ .....72  
 88 South Dakota St. ■ .....63  
 64 Colorado St. † .....52  
 63 UNLV † .....60  
 69 Wyoming † .....64  
 83 Indiana † .....87

Nickname: Aztecs  
 Colors: Scarlet & Black  
 Arena: Cox Arena  
 Capacity: 12,414; Year Built: 1997  
 AD: Jeffrey W. Schemmel  
 SID: Mike May

**SAN FRANCISCO**

San Francisco, CA 94117-1080.I

Coach: Jessie Evans, Eastern Mich. 1972

**2005-06 RESULTS (11-17)**

59 UC Santa Barb. ....82  
 70 Monmouth ■ .....66  
 56 Stanford .....71  
 78 Sacramento St. ■ .....85  
 71 Pacific .....75  
 90 Texas Tech ■ .....72  
 67 Wichita St. ■ .....75  
 74 New Mexico St. ■ .....64  
 93 Cal St. Fullerton ■ .....91  
 48 Marquette .....61  
 66 Northern Ariz. † .....70  
 58 Boise St. † .....69  
 60 Fresno St. ....65  
 71 Pepperdine .....63  
 75 Loyola Marymount .....84  
 53 St. Mary's (Cal.) ■ .....52  
 62 Portland ■ .....50  
 75 Gonzaga ■ .....84  
 72 Santa Clara .....64  
 70 St. Mary's (Cal.) .....88  
 63 Loyola Marymount ■ .....74  
 66 Pepperdine ■ .....63  
 68 San Diego .....71  
 87 San Diego ■ .....71  
 78 Santa Clara ■ .....83  
 74 Portland .....72  
 72 Gonzaga .....75  
 59 San Diego † .....62

Nickname: Dons  
 Colors: Green & Gold  
 Arena: War Memorial Gymnasium  
 Capacity: 5,300; Year Built: 1958  
 AD: Debra Gore-Mann  
 SID: Peter Simon

**SAN FRAN. ST.**

San Francisco, CA 94132 .....II

Coach: Bill Treseler, California 1982

**2005-06 RESULTS (1-26)**

50 Hawaii-Hilo ■ .....58  
 51 Long Beach St. ....108  
 84 Cal St. Dom. Hills ■ .....86  
 58 Cal Poly Pomona ■ .....76  
 51 Menlo .....63  
 54 Minn. St. Mankato † .....87  
 71 Fort Lewis .....75  
 43 Sonoma St. ■ .....66  
 77 Cal St. Monterey Bay ■ .....88  
 53 Grand Canyon ■ .....75  
 65 Cal St. Bakersfield .....77  
 55 Cal St. L.A. ....77

81	Cal St. Stanislaus	83
61	Cal St. Chico	88
55	Cal St. San B'dino ■	88
56	UC San Diego ■	65
52	Cal Poly Pomona	99
62	Cal St. Dom. Hills	79
64	Sonoma St.	68
64	Cal St. Monterey Bay	68
56	Cal St. L.A. ■	67
48	Cal St. Bakersfield ■	96
68	Cal St. Chico ■	64
70	Cal St. Stanislaus ■	78
60	Grand Canyon	69
38	UC San Diego	50
60	Cal St. San B'dino	70

Nickname: Gators  
 Colors: Purple & Gold  
 Arena: SFSU Main Gym  
 Capacity: 2,000; Year Built: 1949  
 AD: Michael J. Simpson  
 SID: Joe Danahey

**SAN JOSE ST.**

San Jose, CA 95192 .....I

Coach: George Nessman, California  
 1981

**2005-06 RESULTS (6-25)**

54	Texas Tech	88
82	Portland †	53
72	Cal Poly	57
79	San Diego ■	68
46	Santa Clara ■	47
52	California	70
58	UC Irvine	68
63	Pacific	81
69	Long Beach St.	56
64	Drake ■	82
59	Cal St. Fullerton ■	67
78	Northern Ill. †	80
71	Montana St.	75
56	Utah St. ■	63
56	Nevada ■	63
65	Boise St.	68
57	Idaho	53
55	Louisiana Tech ■	75
75	New Mexico St. ■	81
75	Boise St. ■	77
68	Hawaii	83
72	Idaho ■	61
66	Fresno St.	79
63	Louisiana Tech	74
72	UC Santa Barb. ■	76
61	New Mexico St.	66
80	Fresno St. ■	87
60	Hawaii ■	61
60	Nevada	83
58	Utah St.	61
69	Utah St. †	76

Nickname: Spartans  
 Colors: Gold, White & Blue  
 Arena: The Event Center  
 Capacity: 5,000; Year Built: 1989  
 AD: Thomas Bowen  
 SID: Lawrence Fan

**SANTA CLARA**

Santa Clara, CA 95053 .....I

Coach: Dick Davey, Pacific 1964

**2005-06 RESULTS (13-16)**

97	Cal St. Stanislaus ■	53
70	UC Irvine	78
63	Pacific ■	60
47	San Jose St.	46
69	Mississippi St.	82
73	Cal Poly ■	58
66	Oregon	75
58	North Carolina	76

86	Notre Dame de Namur ■	35
56	Montana ■	67
63	UC Riverside ■	61
77	Bucknell ■	68
87	Portland ■	77
68	Gonzaga ■	81
69	San Diego	75
62	Loyola Marymount	72
45	Pepperdine	65
64	San Francisco ■	72
66	San Diego ■	81
71	Gonzaga	85
80	Portland	56
51	St. Mary's (Cal.)	54
69	St. Mary's (Cal.) ■	76
57	Hawaii	67
83	San Francisco	78
81	Loyola Marymount ■	70
62	Pepperdine ■	56
72	Portland †	68
72	St. Mary's (Cal.) †	76

Nickname: Broncos  
 Colors: Cardinal & White  
 Arena: Leavey Center  
 Capacity: 4,500; Year Built: 1975  
 AD: Daniel P. Coonan  
 SID: Richard Kilwien

**SAVANNAH ST.**

Savannah, GA 31404 .....I

Coach: Horace Broadnax, Georgetown  
 1986

**2005-06 RESULTS (2-28)**

63	Wilberforce ■	59
23	Oregon	83
37	Pacific †	82
58	Bethune-Cookman	81
57	Massachusetts	93
63	Mercer	88
48	Georgia	84
84	Webber Int'l ■	86
62	North Fla.	81
43	Prairie View	71
34	Texas A&M	67
46	SMU	89
49	Georgetown	78
45	Tex. A&M-Corp. Chris	90
67	Yale †	96
52	Colorado	116
60	Tulane	78
62	Bethune-Cookman ■	74
62	Florida	113
70	Longwood ■	69
57	Hampton	100
61	Allen ■	71
59	Georgia St. ■	80
60	Stetson	70
73	Citadel	80
53	Ark.-Little Rock	81
60	Mercer ■	77
53	Stetson ■	62
61	Citadel ■	70
71	Longwood	82

Nickname: Tigers  
 Colors: Reflex Blue & Orange  
 Arena: Wiley Gym  
 Capacity: 2,100; Year Built: 1964  
 AD: Robert 'Tony' O'Neal  
 SID: Opio Mashariki

**SCHREINER**

Kerrville, TX 78028 .....III

Coach: Thirman Dimery, Schreiner 1993

**2005-06 RESULTS (4-20)**

58	Texas Lutheran	70
50	East Tex. Baptist	77
63	LeTourneau	67

76	Texas-Tyler ■	86
60	Incarnate Word	75
55	Texas-Dallas ■	57
53	Incarnate Word ■	70
80	Austin	63
73	Ozarks (Ark.)	76
68	Louisiana Col. ■	60
57	Mississippi Col. ■	71
56	Mary Hardin-Baylor ■	78
104	Concordia-Austin	97
87	Sul Ross St. ■	90
65	Howard Payne	74
48	Hardin-Simmons ■	50
95	McMurry ■	99
56	Hardin-Simmons	72
96	McMurry	106
58	Texas Lutheran ■	57
64	Mary Hardin-Baylor	79
98	Concordia-Austin ■	105
86	Sul Ross St.	95
62	Howard Payne	80

Nickname: Mountaineers  
 Colors: Maroon & White  
 Arena: Edington Center  
 Capacity: 3,000; Year Built: 1984  
 AD: Ronald Macosko  
 SID: Jeanette McKinney

**SCRANTON**

Scranton, PA 18510 .....III

Coach: Carl Danzig, Baker 1987

**2005-06 RESULTS (21-7)**

75	New Jersey City †	70
80	Susquehanna	72
70	Clarkson	55
63	Catholic	72
65	Lycoming	55
72	Drew ■	38
42	TCNJ	53
82	Moravian	74
78	Misericordia	58
81	Elizabethtown ■	76
64	Chestnut Hill ■	76
51	Curry ■	47
58	Wilkes	64
70	FDU-Florham	58
68	Cabrini ■	51
69	King's (Pa.) ■	64
62	DeSales	58
61	Delaware Valley ■	45
51	Drew	53
75	King's (Pa.)	77
77	FDU-Florham ■	52
65	Wilkes ■	52
82	Delaware Valley	68
82	Lycoming ■	79
64	DeSales ■	56
53	Lycoming ■	41
64	Wilkes ■	63
45	Wm. Paterson †	70

Nickname: Royals  
 Colors: Purple & White  
 Arena: John Long Center  
 Capacity: 2,800; Year Built: 1968  
 AD: Toby Lovecchio  
 SID: Kevin Southard

**SEATTLE**

Seattle, WA 98122-1090 .....II

Coach: Joe Callero, Central Wash. 1986

**2005-06 RESULTS (16-11)**

80	Regis (Colo.) ■	63
79	Cal Poly Pomona ■	72
88	Portland	85
51	Evergreen ■	29
90	Hawaii Pacific ■	70
74	Cal St. Monterey Bay †	82

70	Sonoma St.	79
94	Cal St. Bakersfield	83
77	Humboldt St. ■	67
80	Western Ore. ■	77
71	Alas. Anchorage	78
92	Alas. Fairbanks	94
74	Western Wash. ■	86
73	Central Wash. ■	86
90	BYU-Hawaii ■	68
83	St. Martin's ■	77
90	Northwest Nazarene	83
73	Seattle Pacific	82
69	Alas. Fairbanks ■	80
82	Alas. Anchorage ■	72
76	Central Wash.	84
90	Western Wash.	91
91	St. Martin's	75
90	Seattle Pacific ■	76
86	Northwest Nazarene ■	77
91	Western Ore.	72
80	Humboldt St.	107

Nickname: Redhawks  
 Colors: Scarlet & White  
 Arena: Connolly Center  
 Capacity: 1,000; Year Built: 1969  
 AD: Bill J. Hogan  
 SID: Kevin Eubanks

**SEATTLE PACIFIC**

Seattle, WA 98119-1997 .....II

Coach: Jeff Hironaka, Eastern Ore. 1980

**2005-06 RESULTS (26-6)**

95	Cal St. Monterey Bay ■	79
85	Cal St. San B'dino ■	81
70	Cal St. Dom. Hills †	68
73	Cal St. L.A.	70
69	Hawaii Pacific ■	54
57	Nevada	83
93	Mo. Southern St. †	65
83	Pittsburg St. †	77
69	Cal Poly Pomona	66
124	Northwest Nazarene ■	107
89	Western Ore.	74
97	Humboldt St.	87
87	Alas. Anchorage ■	80
93	Alas. Fairbanks ■	66
99	Central Wash.	91
84	Western Wash.	95
88	St. Martin's ■	79
82	Seattle ■	73
97	Humboldt St. ■	92
94	Western Ore. ■	79
88	Alas. Fairbanks	82
75	Alas. Anchorage	89
90	Western Wash. ■	86
87	Central Wash. ■	98
76	Seattle	90
103	St. Martin's	79
110	Northwest Nazarene	86
86	Central Wash. ■	76
81	Cal St. Bakersfield ■	75
81	Western Wash. ■	77
79	Montevallio †	65
63	Virginia Union †	68

Nickname: Falcons  
 Colors: Maroon & White  
 Arena: Brougham Pavilion  
 Capacity: 2,650; Year Built: 1953  
 AD: Tom Box  
 SID: Frank MacDonald

**SETON HALL**

South Orange, NJ 07079 .....I

Coach: Louis Orr, Syracuse 1980

**2005-06 RESULTS (18-12)**

66	Manhattan ■	52
40	Duke	93



75 Marist ■.....	72
66 St. Peter's ■.....	57
49 Richmond.....	60
65 Fairleigh Dickinson ■.....	57
61 Monmouth ■.....	45
83 Tulane ■.....	64
42 Northwestern ■.....	44
93 Morgan St. ■.....	46
73 Iona ■.....	59
69 St. John's (N.Y.) ■.....	61
78 Rutgers.....	82
63 Marquette ■.....	67
64 Villanova.....	73
94 South Fla. ■.....	89
83 North Carolina St.....	65
68 Syracuse.....	61
77 Providence.....	74
73 Rutgers ■.....	67
70 South Fla.....	65
57 Connecticut ■.....	99
71 West Virginia ■.....	64
91 Notre Dame ■.....	102
47 St. John's (N.Y.).....	58
64 DePaul.....	67
72 Cincinnati ■.....	62
65 Pittsburgh.....	61
48 Rutgers †.....	61
66 Wichita St. †.....	86

Nickname: Pirates  
 Colors: Blue & White  
 Arena: Continental Airlines Arena  
 Capacity: 20,029; Year Built: 1981  
 AD: Joseph A. Quinlan, Jr.  
 SID: Jeff Andriess

**SEWANEE**

Sewanee, TN 37383-1000.....III

Coach: Joe Thoni, Sewanee 1979

**2005-06 RESULTS (7-17)**

78 Maritime (N.Y.) ■.....	61
118 Methodist ■.....	115
75 LaGrange ■.....	108
112 Rust ■.....	102
94 Emory.....	112
81 Centre ■.....	76
105 Emory ■.....	111
69 Furman.....	99
83 Anderson (Ind.) ■.....	85
75 Huntingdon.....	84
75 Trinity (Tex.) ■.....	78
78 Southwestern (Tex.) ■.....	95
52 Rose-Hulman.....	80
81 DePauw.....	100
75 Maryville (Tenn.) ■.....	73
64 Centre.....	82
86 Rhodes.....	77
67 Hendrix.....	73
86 Oglethorpe ■.....	100
93 Millsaps ■.....	109
73 Rose-Hulman ■.....	69
86 DePauw ■.....	95
80 Trinity (Tex.).....	86
88 Southwestern (Tex.).....	98

Nickname: Tigers  
 Colors: Purple & White  
 Arena: Juhan Gymnasium  
 Capacity: 1,000; Year Built: 1955  
 AD: Mark Webb  
 SID: B.B. Branton

**SHAW**

Raleigh, NC 27601.....II

Coach: Robert Brickley, Duke 1990

**2005-06 RESULTS (7-20)**

67 Armstrong Atlantic †.....	69
60 Johnson C. Smith.....	63
47 N.C. Central.....	57
53 Mountain St. Univ. ■.....	77

48 Montevallo.....	60
65 Catawba.....	82
80 Lenoir-Rhyne †.....	74
63 Winston-Salem.....	71
51 Lenoir-Rhyne.....	59
73 Catawba †.....	75
69 Elizabeth City St.....	79
55 N.C. Central ■.....	64
64 Bowie St. ■.....	61
66 Virginia St.....	84
59 Winston-Salem ■.....	65
59 St. Augustine's ■.....	89
88 St. Paul's ■.....	54
68 Fayetteville St.....	53
48 Livingstone ■.....	51
63 Virginia Union.....	89
80 Elizabeth City St. ■.....	76
78 St. Paul's.....	81
68 Bowie St.....	82
49 Virginia Union ■.....	69
74 Johnson C. Smith ■.....	69
85 Virginia St. ■.....	70
53 N.C. Central †.....	58

Nickname: Bears  
 Colors: Garnet & White  
 Arena: Spaulding Gym  
 Capacity: 1,000; Year Built: 1946  
 AD: Alfonza L. Carter  
 SID: LeCounte Conaway

**SHENANDOAH**

Winchester, VA 22601.....III

Coach: Robert Harris, Shenandoah 1991

**2005-06 RESULTS (9-16)**

86 St. Mary's (Md.) ■.....	67
55 Muskingum ■.....	56
91 East. Mennonite.....	89
81 Frostburg St. ■.....	77
73 CCNY †.....	57
62 Salisbury.....	67
102 Southern Va. ■.....	87
77 Mary Washington.....	71
82 Davis & Elkins.....	71
73 Lycoming ■.....	59
66 Chris. Newport.....	70
75 N.C. Wesleyan ■.....	88
50 Averett.....	69
55 Ferrum.....	58
86 Hood ■.....	87
68 Greensboro ■.....	70
75 Methodist.....	72
75 Chris. Newport ■.....	83
79 N.C. Wesleyan.....	87
68 Longwood.....	87
66 Ferrum ■.....	67
65 Averett ■.....	68
41 Methodist.....	56
61 Greensboro.....	72
66 Averett.....	80

Nickname: Hornets  
 Colors: Red, White & Midnight Blue  
 Arena: Shingleton Gymnasium  
 Capacity: 680; Year Built: 1969  
 AD: John Hill  
 SID: Scott Musa

**SHEPHERD**

Shepherdstown, WV 25443.....II

Coach: Ken Tyler, William & Mary 1987

**2005-06 RESULTS (13-15)**

63 Barton ■.....	83
74 Gannon ■.....	63
47 Shippensburg.....	77
87 Kutztown ■.....	82
66 West Chester ■.....	63
72 Davis & Elkins ■.....	63
85 Bloomsburg.....	69
54 Mercyhurst ■.....	67

78 Penn St.-Berks ■.....	66
72 Wheeling Jesuit.....	90
96 West Liberty St.....	89
64 Salem Int'l ■.....	83
75 Fairmont St. ■.....	71
59 Alderson-Broaddus.....	83
84 West Va. Tech.....	82
71 Charleston (W.V.).....	80
102 Bluefield St. ■.....	83
81 Concord ■.....	94
73 West Virginia St.....	97
83 Ohio Valley ■.....	71
80 Glenville St. ■.....	85
73 Davis & Elkins.....	78
71 West Va. Wesleyan.....	75
75 Glenville St.....	79
82 Columbia Union.....	77
49 Alderson-Broaddus ■.....	84
90 West Va. Wesleyan ■.....	80
66 Charleston (W.V.).....	74

Nickname: Rams  
 Colors: Blue & Gold  
 Arena: Butcher Athletic Center  
 Capacity: 3,500; Year Built: 1989  
 AD: Karl Wolf  
 SID: Chip Ransom

**SHIPPENSBURG**

Shippensburg, PA 17257.....II

Coach: Dave Springer, Ohio 1982

**2005-06 RESULTS (24-7)**

62 Ohio Valley.....	64
77 Shepherd ■.....	47
58 East Stroudsburg ■.....	45
72 Seton Hill ■.....	59
57 West Chester ■.....	46
77 Kutztown.....	61
86 Ohio Valley ■.....	72
66 Bloomsburg ■.....	45
57 Ohio.....	73
81 East Stroudsburg.....	75
70 Mansfield.....	68
49 Pitt-Johnstown.....	61
83 Bloomsburg.....	43
62 Clarion.....	55
58 Cheyney ■.....	62
69 Millersville.....	61
72 Indiana (Pa.).....	69
83 Lock Haven ■.....	60
75 Slippery Rock.....	59
61 California (Pa.) ■.....	51
59 Edinboro ■.....	47
75 Clarion.....	52
83 Indiana (Pa.) ■.....	80
79 Lock Haven.....	54
77 Slippery Rock ■.....	34
53 California (Pa.).....	59
71 Edinboro.....	66
66 Indiana (Pa.) ■.....	61
72 Mansfield †.....	65
51 Edinboro †.....	52
83 Mount Olive †.....	86

Nickname: Red Raiders  
 Colors: Red and Blue  
 Arena: Heiges Field House  
 Capacity: 2,768; Year Built: 1970  
 AD: Roberta Page  
 SID: Jason Eichelberger

**SIENA**

Loudonville, NY 12211-1462.....I

Coach: Fran McCaffery, Penn 1982

**2005-06 RESULTS (15-13)**

77 Penn.....	82
77 Syracuse.....	96
64 Fordham ■.....	54
68 Holy Cross ■.....	63
82 Albany (N.Y.) ■.....	74

76 Niagara.....	75
50 Canisius.....	67
69 Massachusetts.....	78
75 Youngstown St. ■.....	67
76 Vermont.....	65
79 Fairfield.....	81
85 Rider ■.....	62
77 Marist ■.....	85
74 Manhattan.....	77
77 St. Peter's ■.....	69
76 Canisius ■.....	55
78 Iona ■.....	85
75 Marist.....	82
58 Manhattan ■.....	63
89 Loyola (Md.).....	83
63 St. Peter's.....	81
58 Fairfield ■.....	47
92 Rider.....	73
85 Loyola (Md.) ■.....	69
62 Hofstra.....	76
82 Iona.....	76
98 Niagara ■.....	92
62 St. Peter's ■.....	63

Nickname: Saints  
 Colors: Green & Gold  
 Arena: Pepsi Arena  
 Capacity: 15,500; Year Built: 1990  
 AD: John M. D'Argenio  
 SID: Jason Rich

**SIMPSON**

Indianola, IA 50125.....III

Coach: Bruce Wilson, Simpson 1976

**2005-06 RESULTS (13-14)**

43 Wis.-Platteville.....	73
96 Washington-St. Louis †.....	84
69 South Dakota.....	83
75 Elmhurst.....	87
89 Loras ■.....	83
74 Augustana (Ill.).....	83
74 Grand View.....	77
74 Iowa Wesleyan ■.....	72
65 Wis.-River Falls.....	64
87 Culver-Stockton †.....	62
76 Luther.....	56
85 Central (Iowa).....	87
53 Coe ■.....	68
51 Wartburg ■.....	68
90 Cornell College ■.....	69
77 Dubuque.....	72
77 Central (Iowa) ■.....	56
69 Luther ■.....	57
59 Buena Vista.....	65
67 Wartburg.....	76
91 Cornell College.....	73
53 Buena Vista ■.....	70
55 Loras.....	65
65 Dubuque ■.....	51
59 Coe.....	62
78 Loras.....	68
76 Coe.....	79

Nickname: Storm  
 Colors: Red & Gold  
 Arena: Cowles Fieldhouse  
 Capacity: 3,000; Year Built: 1976  
 AD: John Sirianni  
 SID: Matt Turk

**SKIDMORE**

Saratoga Springs, NY 12866...III

Coach: John Quattrocchi, Albany (N.Y.) 1973

**2005-06 RESULTS (4-20)**

82 Cazenovia †.....	69
55 Oswego St.....	77
61 Hartwick.....	79
96 Paul Smith ■.....	63
57 Connecticut Col. ■.....	84

49 Utica.....	83
83 Carnegie Mellon ■.....	110
71 Wash. & Jeff. ■.....	66
96 Castleton St. ....	100
48 Middlebury ■.....	64
71 Union (N.Y.).....	88
64 St. Lawrence.....	81
71 Clarkson.....	77
76 Hobart ■.....	75
48 Hamilton ■.....	82
55 Vassar ■.....	69
47 Rensselaer ■.....	65
62 Union (N.Y.) ■.....	98
72 Hamilton.....	104
48 Hobart.....	70
65 Clarkson ■.....	79
49 St. Lawrence ■.....	66
51 Rensselaer.....	73
55 Vassar.....	78

Nickname: Thoroughbreds  
 Colors: Green, White & Gold  
 Arena: Sports & Recreation Center  
 Capacity: 1,500; Year Built: 1982  
 AD: Gail Cummings-Danson  
 SID: Bill Jones

**SLIPPERY ROCK**

Slippery Rock, PA 16057 .....II

Coach: John Marhefka, Hiram 1993

**2005-06 RESULTS (2-25)**

68 Ohio Valley ■.....	72
54 West Va. Wesleyan ■.....	50
53 Youngstown St. ....	95
63 Glenville St. ■.....	83
68 East Stroudsburg ■.....	74
71 Mansfield ■.....	74
43 Mercyhurst.....	75
70 Ashland ■.....	81
70 Bloomsburg ■.....	78
80 Lincoln Memorial ↑.....	83
88 Malone ↑.....	92
56 Cheyney.....	67
65 Millersville.....	77
75 California (Pa.) ■.....	85
48 West Chester.....	53
85 Kutztown.....	90
71 Edinboro ■.....	88
82 Lock Haven.....	88
54 Clarion.....	60
59 Shippensburg ■.....	75
78 Indiana (Pa.).....	99
54 California (Pa.).....	80
71 Edinboro.....	82
93 Lock Haven ■.....	83
69 Clarion ■.....	78
34 Shippensburg.....	77
72 Indiana (Pa.) ■.....	82

Nickname: The Rock  
 Colors: Green & White  
 Arena: Morrow Field House  
 Capacity: 3,000; Year Built: 1962  
 AD: Paul A. Lueken  
 SID: Bob McComas

**SONOMA ST.**

Rohnert Park, CA 94928-3609 ..II

Coach: Pat Fuscaldo, San Fran. St. 1983

**2005-06 RESULTS (18-9)**

55 Pacific.....	74
90 Western Wash.....	97
65 St. Martin's ↑.....	75
56 Cal Poly Pomona ■.....	50
79 Cal St. Dom. Hills ■.....	68
62 Humboldt St. ■.....	61
79 Seattle ■.....	70
66 UC Santa Barb.....	67
66 San Fran. St. ....	43
72 Cal St. Monterey Bay ■.....	59

74 Cal St. L.A.....	63
78 Cal St. Bakersfield.....	76
96 Cal St. Chico.....	85
82 Cal St. Stanislaus.....	81
70 UC San Diego ■.....	53
64 Cal St. San B'dino ■.....	73
83 Cal St. Dom. Hills.....	78
72 Cal Poly Pomona.....	77
68 San Fran. St. ■.....	64
70 Cal St. Monterey Bay.....	67
50 Cal St. Bakersfield ■.....	63
107 Cal St. L.A. ■.....	73
64 Cal St. Stanislaus ■.....	77
92 Cal St. Chico.....	82
63 Cal St. San B'dino.....	61
67 UC San Diego.....	40
65 Cal St. Bakersfield ■.....	71

Nickname: Seawolves  
 Colors: Navy, Blue & White  
 Arena: Seawolf Gymnasium  
 Capacity: 1,800; Year Built: 1968  
 AD: William J. Fusco  
 SID: Brandon Bronzan

**SOUTH ALA.**

Mobile, AL 36688 .....I

Coach: John Pelphrey, Kentucky 1992

**2005-06 RESULTS (24-7)**

84 Spring Hill ■.....	46
67 Purdue.....	85
82 Alabama St. ■.....	65
81 Loyola Marymount.....	80
55 Samford ■.....	52
75 Southern Miss.....	51
81 La.-Monroe.....	71
66 Houston ■.....	62
83 La.-Monroe ■.....	64
75 Alabama St.....	78
81 Western Mich. ■.....	59
69 Tennessee.....	87
88 Troy ■.....	84
61 La.-Lafayette.....	51
60 New Orleans.....	57
75 Middle Tenn. ■.....	63
73 Western Ky. ■.....	74
60 Denver.....	69
89 North Texas.....	67
65 Ark.-Little Rock.....	58
78 Arkansas St. ■.....	69
53 La.-Lafayette ■.....	59
81 New Orleans ■.....	71
66 Troy.....	52
64 Florida Int'l.....	51
74 Denver ■.....	65
99 North Texas ■.....	79
78 Ark.-Little Rock ↑.....	53
75 Denver ↑.....	65
95 Western Ky. ↑.....	70
50 Florida ↑.....	76

Nickname: Jaguars  
 Colors: Red, White and Blue  
 Arena: Mitchell Center  
 Capacity: 10,000; Year Built: 1999  
 AD: Joseph E. Gottfried  
 SID: Kit Strief

**SOUTH CAROLINA**

Columbia, SC 29208 .....I

Coach: Dave Odom, Guilford 1965

**2005-06 RESULTS (23-15)**

87 Western Caro.....	62
85 Toledo ■.....	73
65 Alas. Anchorage.....	60
62 Monmouth ↑.....	56
89 Marquette ↑.....	92
77 UNC Greensboro ■.....	55
63 Clemson.....	82
68 Winthrop ■.....	54

73 Wofford ■.....	43
50 Temple.....	63
51 Pittsburgh ■.....	58
65 Detroit ■.....	35
81 South Carolina St. ■.....	46
69 Tennessee ■.....	76
63 Mississippi.....	68
61 Georgia ■.....	64
66 Vanderbilt.....	64
78 Kentucky.....	80
68 Florida ■.....	62
65 Tennessee.....	81
59 Arkansas.....	73
71 Florida.....	67
83 Mississippi St. ■.....	61
67 Alabama ■.....	56
66 Kentucky ■.....	79
47 Georgia.....	48
56 Vanderbilt ■.....	57
61 LSU ■.....	64
67 Auburn.....	63
59 Mississippi St. ↑.....	44
79 Tennessee ↑.....	71
65 Kentucky ↑.....	61
47 Florida ↑.....	49
74 Western Ky. ■.....	55
69 Florida St.....	68
65 Cincinnati.....	62
78 Louisville ↑.....	63
76 Michigan ↑.....	64

Nickname: Gamecocks  
 Colors: Garnet & Black  
 Arena: The Colonial Center  
 Capacity: 18,000; Year Built: 2002  
 AD: Eric C. Hyman  
 SID: Michelle Schmitt

**SOUTH CAROLINA ST.**

Orangeburg, SC 29117-0001...I

Coach: Ben Betts Jr., Roanoke 1990

**2005-06 RESULTS (14-16)**

47 New Mexico.....	56
66 Southern Utah ↑.....	59
47 Mississippi ↑.....	71
38 Clemson.....	79
48 UAB.....	79
62 N.C. A&T.....	61
57 Coastal Caro.....	72
45 Rutgers.....	63
71 Marshall ↑.....	66
64 Furman.....	75
46 South Carolina.....	81
69 Howard.....	67
60 Delaware St.....	66
71 Bethune-Cookman ↑.....	81
65 Florida A&M ■.....	72
75 Morgan St. ■.....	44
67 Coppin St. ■.....	68
57 Hampton.....	69
56 Norfolk St.....	44
63 Delaware St. ■.....	51
66 Florida A&M.....	64
75 Bethune-Cookman.....	76
60 Morgan St.....	51
63 Coppin St.....	61
64 Hampton ■.....	69
72 Norfolk St. ■.....	52
73 Md.-East. Shore ■.....	60
51 N.C. A&T ■.....	44
60 Florida A&M ↑.....	52
51 Delaware St. ↑.....	63

Nickname: Bulldogs  
 Colors: Garnet & Blue  
 Arena: SHM Memorial Center  
 Capacity: 3,200; Year Built: 1968  
 AD: Charlene M. Johnson  
 SID: Bill Hamilton

**S.C.-AIKEN**

Aiken, SC 29801 .....II

Coach: Vince Alexander, Okla. Baptist 1989

**2005-06 RESULTS (6-22)**

83 Catawba ■.....	96
89 Benedict ■.....	87
83 Newberry ■.....	74
58 Presbyterian ■.....	76
90 Catawba.....	92
67 Tusculum.....	76
67 Armstrong Atlantic ■.....	81
67 Columbus St.....	76
58 Clayton St. ■.....	73
53 Francis Marion.....	67
62 S.C. Upstate ■.....	69
89 UNC Pembroke ■.....	76
64 Lander.....	71
63 GC&SU.....	77
64 North Greenville ■.....	73
89 GC&SU ■.....	98
65 Armstrong Atlantic.....	75
67 Augusta St.....	71
75 Columbus St. ■.....	87
72 Clayton St.....	83
71 Francis Marion ■.....	75
56 S.C. Upstate.....	71
57 Augusta St. ■.....	59
74 UNC Pembroke.....	71
67 Lander ■.....	66
57 Lander.....	73

Nickname: Pacers  
 Colors: Cardinal & White  
 Arena: The Courthouse  
 Capacity: 2,500; Year Built: 1977  
 AD: Douglas R. Warrick  
 SID: Brad Fields

**S.C. UPSTATE**

Spartanburg, SC 29303-4999...II

Coach: Eddie Payne, Wake Forest 1973

**2005-06 RESULTS (20-10)**

64 Limestone.....	55
78 Lenoir-Rhyne.....	69
75 Limestone.....	64
47 Francis Marion.....	46
82 UNC Pembroke ■.....	65
79 Mars Hill ■.....	77
63 Presbyterian.....	74
55 Clayton St.....	66
71 Wingate ■.....	69
96 GC&SU.....	76
69 S.C.-Aiken.....	62
49 Armstrong Atlantic.....	50
77 Augusta St.....	64
89 Columbus St. ■.....	94
62 Francis Marion ■.....	40
81 UNC Pembroke.....	61
60 Columbus St.....	82
64 Clayton St. ■.....	68
75 Lander.....	79
74 GC&SU.....	78
71 S.C.-Aiken ■.....	56
70 Lander ■.....	48
76 Armstrong Atlantic ■.....	67
77 Augusta St. ■.....	63
69 Clayton St. ↑.....	68
76 Lander ↑.....	65
73 Armstrong Atlantic ↑.....	49
88 Columbus St. ↑.....	90

Nickname: Spartans  
 Colors: Green, White & Black  
 Arena: G.B. Hodge Center  
 Capacity: 1,535; Year Built: 1973  
 AD: H. Michael Hall  
 SID: Bill English

**SOUTH DAKOTA**

Vermillion, SD 57069-2390 .....II

Coach: David Boots, Augsburg 1979

**2005-06 RESULTS (20-10)**

72 Northern Mich. ■	68
78 Bemidji St. ■	76
83 Simpson ■	69
79 Okla. Panhandle †	77
72 Colorado St.-Pueblo †	60
82 Morningside ■	83
71 Wayne St. (Neb.)	60
82 William Penn ■	62
110 Briar Cliff ■	92
76 Dist. Columbia	59
98 Columbia Union †	67
80 Bemidji St. †	101
100 Minn.-Crookston †	64
69 Southwest Minn. St.	75
78 Augustana (S.D.)	91
93 Upper Iowa ■	66
81 North Dakota ■	64
80 Neb.-Omaha	87
73 Minn. Duluth ■	71
72 Minn. St. Mankato ■	63
85 Neb.-Omaha ■	76
65 Minn. Duluth	70
43 Minn. St. Mankato	69
75 St. Cloud St.	84
79 North Dakota	74
75 Augustana (S.D.) ■	51
85 St. Cloud St. ■	67
83 North Dakota ■	67
69 St. Cloud St. †	85
69 Winona St.	81

Nickname: Coyotes  
Colors: Red & White  
Arena: DakotaDome

Capacity: 10,000; Year Built: 1979  
AD: Joel Nielsen  
SID: Ryan Streit

**SOUTH DAKOTA ST.**

Brookings, SD 57007 .....II

Coach: Scott Nagy, Delta St. 1988

**2005-06 RESULTS (9-20)**

54 Kentucky	71
61 Northern Colo. †	59
65 Illinois	90
68 Southeast Mo. St. ■	75
70 Cal St. Fullerton ■	82
52 Marquette	87
51 Wis.-Milwaukee ■	76
67 Nebraska	76
81 Denver ■	78
72 UMKC ■	65
70 Manhattan ■	73
61 Minnesota	80
48 Butler ■	85
73 Montana St.	78
66 Utah Valley St. ■	56
56 North Dakota St.	86
69 UCF	64
72 Idaho St.	89
51 Utah St.	72
41 Utah Valley St.	62
70 Southwest Minn. St. ■	66
38 IPFW ■	58
75 Tex.-Pan American ■	58
82 Middle Tenn.	89
67 North Dakota St. ■	65
54 IPFW	75
57 Tex.-Pan American	53
63 San Diego St.	88
82 Cal St. Fullerton	95

Nickname: Jackrabbits  
Colors: Yellow & Blue  
Arena: Frost Arena

Capacity: 8,000; Year Built: 1973

AD: Fred M. Oien  
SID: Ron Lenz

**SOUTH FLA.**

Tampa, FL 33620 .....I

Coach: Robert McCullum, Birmingham-  
So. 1976

**2005-06 RESULTS (7-22)**

69 Alcorn St. ■	52
91 Jacksonville ■	78
64 Florida Int'l	69
47 Tex. A&M-Corp. Chris †	59
72 Ga. Southern †	66
77 Stetson	52
47 Michigan ■	68
62 Fla. Atlantic ■	44
47 UAB ■	59
74 Iowa St. †	83
56 Oregon St. †	61
54 Loyola Marymount †	50
68 Bethune-Cookman ■	75
53 West Virginia ■	57
57 Syracuse	63
49 St. John's (N.Y.) ■	68
47 Georgetown	50
89 Seton Hall	94
46 Villanova ■	49
60 Cincinnati	73
66 DePaul ■	80
65 Seton Hall ■	70
54 Louisville	57
55 Notre Dame	62
51 Rutgers ■	65
56 Providence	77
44 Rutgers	62
53 Connecticut ■	66
63 Georgetown ■	56

Nickname: Bulls  
Colors: Green & Gold  
Arena: Sun Dome

Capacity: 10,411; Year Built: 1979  
AD: Doug Woolard  
SID: Scott Kuykendall

**SOUTHEAST MO. ST.**

Cape Girardeau, MO 63701 .....I

Coach: Gary Garner, Missouri 1965

**2005-06 RESULTS (7-20)**

59 Truman ■	56
64 IPFW ■	65
75 South Dakota St.	68
54 Nebraska	69
60 Tenn.-Martin	72
70 Tennessee St. ■	69
65 Tennessee Tech ■	79
81 Central Methodist ■	49
53 Samford	68
72 Jacksonville St.	82
64 Illinois	89
68 Eastern Ky. ■	62
72 Eastern Ill.	60
68 Murray St.	81
56 Austin Peay ■	63
63 Tennessee St.	68
76 Tennessee Tech	87
55 Morehead St. ■	60
69 Murray St. ■	76
62 Austin Peay	73
55 Tenn.-Martin ■	66
59 Morehead St.	62
51 Eastern Ky.	80
49 Eastern Ill. ■	60
61 UC Riverside	69
63 Samford	52
67 Jacksonville St. ■	80

Nickname: Redhawks  
Colors: Red & Black  
Arena: Show Me Center

Capacity: 7,000; Year Built: 1987  
AD: Donald L. Kaverman  
SID: Ron Hines

**SOUTHEASTERN LA.**

Hammond, LA 70402 .....I

Coach: Jim Yarbrough, Florida St. 1987

**2005-06 RESULTS (16-12)**

69 Texas Wesleyan ■	76
71 Troy ■	68
57 Mississippi St.	66
79 Spring Hill ■	65
65 Southern U. ■	62
76 Belhaven ■	70
51 Auburn	66
55 St. Mary's (Cal.)	66
64 UC Davis †	69
62 Mississippi	68
83 Ark. Baptist ■	53
72 UTSA ■	68
75 Stephen F. Austin ■	73
60 Northwestern St.	70
66 Nicholls St.	73
63 Texas-Arlington	71
58 Northwestern St. ■	60
64 Sam Houston St. ■	68
84 Nicholls St. ■	76
68 Texas St.	60
95 UTSA	82
62 Sam Houston St.	66
66 Texas St. ■	46
42 La.-Monroe ■	40
71 Texas-Arlington ■	62
82 McNeese St.	71
89 Lamar	79
65 Lamar ■	68

Nickname: Lions  
Colors: Green & Gold  
Arena: University Center

Capacity: 7,500; Year Built: 1982  
AD: Dennis Roland  
SID: Matt Sullivan

**SOUTHEASTERN OKLA.**

Durant, OK 74701-0609 .....II

Coach: Tony Robinson, Southeastern  
Okla. 1976

**2005-06 RESULTS (18-10)**

67 Ouachita Baptist ■	51
51 Northwest Mo. St. †	64
75 Washburn	76
59 Tarleton St. ■	71
61 Midwestern St. ■	48
89 Okla. Sci. & Arts ■	62
75 New Orleans †	93
82 Tex. A&M-Kingsville	71
73 Southern Ark. †	37
101 Rhema †	57
88 Angelo St. ■	76
88 Abilene Christian ■	57
80 West Tex. A&M	86
65 Eastern N.M.	83
96 Cameron ■	73
76 Southwestern Okla.	69
70 East Central	67
79 Tex. A&M-Commerce ■	54
77 Central Okla. ■	66
53 Northeastern St.	56
81 Cameron	75
78 Southwestern Okla. ■	58
72 East Central ■	77
72 Tex. A&M-Commerce	66
83 Central Okla.	90
86 Northeastern St. ■	64
93 Eastern N.M. ■	63
62 West Tex. A&M ■	64

Nickname: Savage Storm  
Colors: Blue & Gold

Arena: Bloomer Sullivan Gym  
Capacity: 2,000; Year Built: 1956  
AD: Jeff Hale  
SID: Dave Wester

**SOUTHERN ARK.**

Magnolia, AR 71754-0000 .....II

Coach: Eric Bozeman, Arkansas Tech  
1981

**2005-06 RESULTS (6-21)**

74 West Ala. ■	76
98 Midwestern St. ■	88
62 Tex. A&M-Commerce	65
77 Newman †	60
45 Incarnate Word	55
63 Tex. A&M-Commerce ■	71
75 West Ala.	67
51 Tulsa	56
37 Southeastern Okla. †	73
75 East Central	81
50 Midwestern St.	73
56 Ouachita Baptist	70
56 Arkansas Tech ■	67
64 Henderson St.	62
76 Harding ■	65
62 Delta St.	77
50 Ark.-Monticello	53
60 Central Ark. ■	57
72 Christian Bros.	81
67 Ouachita Baptist ■	73
77 Arkansas Tech	81
45 Henderson St. ■	60
76 Harding	85
63 Delta St. ■	67
69 Ark.-Monticello ■	87
56 Central Ark.	73
49 Christian Bros. ■	84

Nickname: Muleriders  
Colors: Royal Blue & Old Gold  
Arena: W.T. Watson Athletic Cent  
Capacity: 2,000; Year Built: 1962

AD: Jay Adcox  
SID: Houston Taylor

**SOUTHERN CALIFORNIA**

Los Angeles, CA 90089-0602 .....I

Coach: Tim Floyd, Louisiana Tech 1977

**2005-06 RESULTS (17-13)**

76 Cal St. Northridge ■	81
48 Oral Roberts †	68
69 Eastern Wash. †	51
57 Alas. Anchorage	56
81 UC Riverside ■	48
74 Brigham Young ■	68
71 Loyola Marymount	69
77 Western Mich. ■	62
76 Alcorn St. ■	53
74 North Carolina ■	59
68 N.C. A&T ■	38
58 California ■	62
82 Stanford ■	71
66 Arizona St.	65
63 Arizona	74
77 Washington ■	86
71 Washington St. ■	66
45 UCLA	66
72 Oregon St.	70
84 Oregon	78
77 Arizona ■	70
65 Arizona St. ■	68
73 Washington	87
47 Washington St.	60
71 UCLA ■	68
61 Oregon ■	73
89 Oregon St. ■	84
56 Stanford	58
60 California	71
67 California †	82

Nickname: Trojans  
 Colors: Cardinal & Gold  
 Arena: Los Angeles Sports Arena  
 Capacity: 16,161; Year Built: 1959  
 AD: Michael Garrett  
 SID: Tim Tessalone

**SOUTHERN CONN. ST.**  
 New Haven, CT 06515 .....II

Coach: Art Leary, Quinnipiac 1970

**2005-06 RESULTS (5-22)**

57 Franklin Pierce	67
68 American Int'l ■	75
69 Assumption	68
58 Bryant ■	69
49 Dowling	46
61 St. Anselm	88
56 Barry †	55
58 Lynn	88
59 Southern N.H. ■	72
64 Mass.-Lowell	86
61 Pace	66
76 St. Rose ■	97
66 C.W. Post ■	44
63 Franklin Pierce ■	67
70 Southern N.H.	79
53 Mass.-Lowell ■	70
53 American Int'l	55
64 Assumption ■	62
50 Bryant	79
55 Stonehill	68
50 Bentley ■	61
92 Merrimack ■	102
57 C.W. Post	97
66 Pace ■	73
50 St. Rose	65
81 St. Michael's	93
46 Le Moyne ■	75

Nickname: Owls  
 Colors: Blue & White  
 Arena: James W. Moore Fieldhouse  
 Capacity: 2,800; Year Built: 1973  
 AD: Patricia D. Nichol  
 SID: Richard Leddy

**SIU EDWARDSVILLE**  
 Edwardsville, IL 62026-1129 .....II

Coach: Marty Simmons, Evansville 1987

**2005-06 RESULTS (25-8)**

86 Lindenwood ■	55
72 Ferris St. ■	55
69 Southwest Baptist	72
49 Quincy ■	54
73 Robert Morris-S'fiel ■	58
67 Rockhurst	61
63 Drury	66
73 Ky. Wesleyan ■	61
82 Mesa St. ■	53
69 Saginaw Valley ■	50
81 St. Joseph's (Ind.) ■	72
74 Indianapolis ■	65
79 Ky. Wesleyan	63
78 Southern Ind.	77
85 Mo.-St. Louis ■	72
62 Mo.-Rolla ■	29
67 Lewis	58
81 Wis.-Parkside	56
68 Northern Ky. ■	59
67 Bellarmine ■	53
81 Oakland City	65
65 Mo.-St. Louis	60
79 Mo.-Rolla	45
62 Quincy	72
67 Southern Ind. ■	63
49 Rockhurst ■	71
56 Drury ■	58
78 Northern Ky. †	74
57 Quincy †	63

65 Grand Valley St. †	61
80 Quincy †	69
64 Southern Ind. †	60
58 Virginia Union †	60

Nickname: Cougars  
 Colors: Red & White  
 Arena: Sam Vadalabene Center  
 Capacity: 4,000; Year Built: 1984  
 AD: Bradley Hewitt  
 SID: Eric Hess

**SOUTHERN ILL.**  
 Carbondale, IL 62901-6620 .....I

Coach: Chris Lowery, Southern Ill. 1995

**2005-06 RESULTS (22-11)**

65 La.-Lafayette ■	47
68 Monmouth †	80
64 Alas. Anchorage	72
80 Eastern Wash. †	72
42 St. Louis	56
57 Wyoming	53
58 Kent St. ■	51
64 Central Mich.	54
67 Ark.-Little Rock ■	42
57 Murray St.	53
64 Drake ■	50
58 Wichita St. ■	49
55 Indiana St.	49
67 Bradley ■	55
66 Evansville ■	38
47 Drake	46
65 UNI	71
63 Missouri St.	71
56 Illinois St. ■	44
62 Creighton ■	48
65 Illinois St.	52
54 Indiana St. ■	63
63 Wichita St.	71
66 Missouri St. ■	64
74 Creighton	67
60 Bradley	72
51 Louisiana Tech ■	54
59 Evansville	64
46 UNI ■	45
71 Evansville †	55
55 UNI †	46
59 Bradley †	46
46 West Virginia †	64

Nickname: Salukis  
 Colors: Maroon & White  
 Arena: The SIU Arena  
 Capacity: 10,014; Year Built: 1964  
 AD: Mario Moccia  
 SID: Tom Weber

**SOUTHERN IND.**  
 Evansville, IN 47712-3534 .....II

Coach: Rick Herdes, Graceland (Iowa)  
 1980

**2005-06 RESULTS (27-7)**

88 Caldwell †	71
76 Neb.-Omaha †	71
90 Columbus St. †	86
92 Robert Morris-Chi. ■	43
107 Glenville St. ■	69
94 Central St. (Ohio) ■	68
70 Mo.-Rolla	55
83 Mo.-St. Louis	87
83 Wis.-Parkside ■	61
60 Lewis ■	49
88 Bryan ■	53
88 Ferris St. †	81
78 Wayne St. (Mich.) †	59
110 Lees-McRae ■	69
114 Oakland City ■	56
95 Bellarmine	76
75 Northern Ky.	56
82 Quincy ■	70

77 SIU Edwardsville ■	78
69 Drury	65
87 Rockhurst	64
95 Indianapolis ■	70
98 St. Joseph's (Ind.) ■	67
74 Ky. Wesleyan	58
82 Drury ■	83
74 Rockhurst ■	59
71 Quincy	76
63 SIU Edwardsville	67
97 Mo.-Rolla ■	60
80 Mo.-St. Louis ■	52
71 St. Joseph's (Ind.) †	80
78 Drury †	58
81 St. Joseph's (Ind.)	78
60 SIU Edwardsville †	64

Nickname: Screaming Eagles  
 Colors: Red, White & Blue  
 Arena: Physical Activities Center  
 Capacity: 3,300; Year Built: 1980  
 AD: Jon Mark Hall  
 SID: Ray Simmons

**SOUTHERN ME.**  
 Gorham, ME 04038 .....III

Coach: Karl Henrikson, Southern Me.  
 1979

**2005-06 RESULTS (10-16)**

70 Westfield St. ■	80
87 Framingham St. ■	78
77 Bates ■	68
71 Bowdoin ■	80
56 Mass.-Dartmouth	61
77 Colby ■	68
68 Eastern Conn. St.	66
73 New England	68
81 Salem St.	92
62 St. Joseph's (Me.) ■	63
80 Colby ■	71
84 Husson	79
75 Western Conn. St. ■	70
67 Rhode Island Col. ■	66
96 Keene St.	103
58 Plymouth St.	74
56 Mass.-Dartmouth ■	74
87 Mass.-Boston	94
60 Eastern Conn. St. ■	70
60 St. Joseph's (Me.)	54
70 Western Conn. St.	74
51 Plymouth St. ■	69
68 Rhode Island Col.	75
67 Mass.-Boston ■	72
66 Keene St. ■	68
59 Keene St.	79

Nickname: Huskies  
 Colors: Blue, Gold & White  
 Arena: Warren G. Hill Gymnasium  
 Capacity: 1,400; Year Built: 1963  
 AD: Albert D. Bean Jr.  
 SID: B.L. Efring

**SMU**  
 Dallas, TX 75275 .....I

Coach: Jimmy Tubbs, Bishop 1972

**2005-06 RESULTS (13-16)**

64 La.-Monroe	71
85 Centenary (La.) ■	67
60 Toledo ■	72
74 Long Island ■	62
78 Texas St.	67
54 Oklahoma St.	64
85 Hardin-Simmons ■	70
89 Savannah St. ■	46
69 Wyoming	75
76 Harvard ■	55
52 TCU ■	49
47 Oklahoma ■	50
67 UTEP ■	80

53 Memphis	73
74 East Caro.	70
80 Rice ■	69
84 Tex.-Pan American	54
53 UTEP	57
56 Tulane	59
58 Southern Miss. ■	53
51 Tulsa ■	55
57 Houston	69
72 Marshall ■	75
77 UCF ■	55
56 Tulsa	73
68 UAB ■	73
66 Rice	68
61 Rice †	59
55 UAB †	69

Nickname: Mustangs  
 Colors: Red & Blue  
 Arena: Moody Coliseum  
 Capacity: 8,998; Year Built: 1956  
 AD: Steven Orsini  
 SID: Brad Sutton

**SOUTHERN MISS.**  
 Hattiesburg, MS 39406-0001 .....I

Coach: Larry Eustachy, Long Beach St.  
 1979

**2005-06 RESULTS (10-21)**

79 Lamar †	76
30 Denver †	44
51 San Diego St. †	79
33 Samford ■	52
35 Arkansas	77
83 New Orleans ■	78
57 Sam Houston St.	61
51 South Ala. ■	75
90 William Carey ■	57
84 Tennessee St. ■	74
43 Bradley ■	56
68 West Fla. ■	59
80 Spring Hill ■	67
82 McNeese St. ■	87
57 Auburn	80
67 Tulane ■	55
63 Tulsa	72
58 Houston	62
68 Memphis ■	85
61 Rice ■	67
73 UAB	87
53 SMU	58
59 UCF ■	51
72 UTEP ■	77
41 Memphis	80
50 UAB ■	87
57 Marshall	62
47 Tulane	50
74 East Caro. ■	56
66 Tulsa †	61
47 UTEP †	66

Nickname: Golden Eagles  
 Colors: Black & Gold  
 Arena: Reed Green Coliseum  
 Capacity: 8,095; Year Built: 1965  
 AD: Richard C. Giannini  
 SID: Mike Martinez

**SOUTHERN N.H.**  
 Manchester, NH 03106-1045 .....II

Coach: Stan Spirou, Keene St. 1974

**2005-06 RESULTS (18-11)**

92 Bloomfield †	89
84 Concordia (N.Y.) †	59
85 Pace ■	73
71 Mass.-Lowell ■	83
78 Franklin Pierce	68
66 NYIT ■	62
60 Bridgeport	88
69 Mass.-Lowell	74



104	Rivier ■	58
72	Southern Conn. St.	59
63	St. Rose ■	60
75	St. Anselm	63
65	Le Moyne	64
84	St. Michael's	68
67	Pace	63
79	Southern Conn. St. ■	70
59	St. Rose	84
65	St. Anselm ■	68
85	Le Moyne ■	59
93	St. Michael's ■	66
88	Assumption	71
63	American Int'l	71
59	Bryant ■	62
87	Merrimack ■	84
61	Bentley	77
58	Stonehill	68
70	Franklin Pierce ■	56
83	Pace ■	70
67	Stonehill	70

Nickname: Penmen  
 Colors: Blue & Gold  
 Arena: SNHU Fieldhouse  
 Capacity: 2,000; Year Built: 1980  
 AD: Joseph R. Polak  
 SID: Tom McDermott

**SOUTHERN U.**

Baton Rouge, LA 70813.....I

Coach: Rob Spivery, Ashland 1972

**2005-06 RESULTS (19-13)**

56	Texas	89
64	Sacramento St. †	67
56	LSU	84
44	Texas A&M	88
52	Louisiana Tech	61
62	Southeastern La.	65
63	Louisiana Tech ■	47
54	Oklahoma	68
48	Tulsa	60
56	Xavier	73
73	Prairie View	65
54	Texas Southern	48
72	Grambling ■	57
80	Jackson St. ■	65
60	Ark.-Pine Bluff	58
64	Mississippi Val.	70
72	Alabama A&M ■	65
72	Alabama St. ■	68
72	Alcorn St. ■	55
75	Grambling	80
70	Jackson St.	58
71	Ark.-Pine Bluff ■	68
71	Mississippi Val. ■	60
84	Alabama A&M	80
59	Alabama St.	63
69	Alcorn St.	57
81	Prairie View ■	62
89	Texas Southern ■	64
73	Alcorn St. †	52
66	Jackson St. †	59
57	Ark.-Pine Bluff †	44
54	Duke †	70

Nickname: Jaguars  
 Colors: Columbia Blue & Gold  
 Arena: F.G. Clark Center  
 Capacity: 7,500; Year Built: 1976  
 AD: Greg LaFleur  
 SID: Kevin Manns

**SOUTHERN UTAH**

Cedar City, UT 84720.....I

Coach: Bill Evans, Southern Utah 1972

**2005-06 RESULTS (10-20)**

62	Mississippi †	69
59	South Carolina St. †	66
48	New Mexico	62

62	Arizona St.	82
61	Brigham Young	86
68	Weber St. ■	47
60	Idaho	75
53	Utah	69
68	Sacramento St. ■	76
72	Weber St.	85
60	Drake	73
53	UNLV	67
97	UMKC ■	63
79	Oral Roberts ■	84
66	IUPUI	67
76	Oakland	73
65	Centenary (La.)	67
69	Western Ill. ■	53
73	Valparaiso ■	61
82	Johnson & Wales (CO) ■	53
73	Chicago St. ■	59
57	Oral Roberts	89
64	Valparaiso	76
60	Chicago St.	64
72	Centenary (La.) ■	64
89	Western Ill.	82
83	UMKC	98
75	Oakland ■	78
83	IUPUI ■	62
66	Valparaiso †	77

Nickname: Thunderbirds  
 Colors: Scarlet & White  
 Arena: Centrum  
 Capacity: 5,300; Year Built: 1985  
 AD: Ken Beazer  
 SID: Neil Gardner

**SOUTHERN VT.**

Bennington, VT 05201-9983.....III

Coach: Michael McDonough, Notre Dame

**2005-06 RESULTS (10-16)**

60	Mt. St. Joseph	87
122	Emory & Henry †	139
91	Green Mountain ■	53
62	Middlebury ■	76
81	Johnson & Wales (R.I. ■	75
68	Keene St.	88
73	Norwich	79
93	Albertus Magnus ■	82
82	Williams	110
50	Salem St. †	94
88	Daniel Webster	44
81	Emmanuel (Mass.) ■	94
72	Suffolk ■	80
78	Emerson ■	92
72	Western New Eng. ■	69
74	Rivier	80
99	Albertus Magnus	94
85	Rivier ■	94
93	Suffolk	90
52	Western New Eng.	74
55	Emmanuel (Mass.)	92
87	Emerson	83
87	Daniel Webster ■	73
74	Norwich ■	75
77	Johnson & Wales (R.I.)	75
57	Norwich	79

Nickname: Mountaineers  
 Colors: Green, White & Gold  
 Arena: Field House  
 Capacity: 300; Year Built: 1991  
 AD: Jason Bolgos  
 SID: Ken Norris

**SOUTHWEST BAPTIST**

Bolivar, MO 65613.....II

Coach: Jeff Guiot, Pittsburg St. 1987

**2005-06 RESULTS (27-5)**

94	Mid-America Naz. ■	58
129	Ozarks (Mo.) †	123

81	Drury	67
72	SIU Edwardsville ■	69
98	Park †	63
75	Rockhurst	68
92	Okla. Panhandle ■	74
60	Fort Hays St. †	57
92	Okla. Panhandle	64
86	Truman ■	82
80	Central Okla. †	61
92	St. Mary's (Tex.) †	69
86	Emporia St.	82
73	Pittsburg St. ■	69
68	Northwest Mo. St.	80
95	Central Mo. St. ■	78
90	Washburn	64
75	Mo. Western St. ■	74
64	Mo. Southern St. ■	68
76	Emporia St. ■	74
75	Mo. Southern St.	59
77	Mo. Western St.	75
76	Washburn ■	63
56	Central Mo. St.	72
61	Northwest Mo. St. ■	67
78	Pittsburg St.	69
82	Truman	72
67	Pittsburg St. †	52
65	Northwest Mo. St. †	63
78	Central Mo. St. †	71
75	St. Edward's ■	70
80	Northwest Mo. St. ■	83

Nickname: Bearcats  
 Colors: Purple & White  
 Arena: Meyer Sports Center  
 Capacity: 3,000; Year Built: 2005  
 AD: Brent Good  
 SID: Adam Ledyard

**SOUTHWEST MINN. ST.**

Marshall, MN 56258.....II

Coach: Greg Stemen, Valley City St. 1988

**2005-06 RESULTS (15-14)**

72	North Dakota	78
59	Minn. St. Mankato †	72
87	Upper Iowa †	83
92	Presentation ■	69
58	Chadron St. ■	51
53	Augustana (S.D.) ■	68
57	Minn. St. Mankato	72
57	Minn. Duluth	54
67	St. Cloud St. ■	57
90	South Dak. Tech ■	58
75	South Dakota ■	69
62	Minn. St. Moorhead ■	73
77	Northern St. ■	81
87	Concordia-St. Paul ■	79
67	Winona St. ■	77
66	Bemidji St.	70
74	Minn.-Crookston	46
81	Wayne St. (Neb.)	60
66	South Dakota St.	70
64	Wayne St. (Neb.) ■	63
69	Minn.-Crookston ■	66
71	Bemidji St. ■	84
69	Winona St.	77
47	Concordia-St. Paul	58
49	Northern St.	63
72	Minn. St. Moorhead	64
71	Wayne St. (Neb.) ■	57
58	Winona St.	75

Nickname: Mustangs  
 Colors: Brown & Gold  
 Arena: R/A Facility  
 Capacity: 4,000; Year Built: 1996  
 AD: Howard L. Gauthier  
 SID: Kelly Loft

**SOUTHWESTERN (TEX.)**

Georgetown, TX 78627-0770...III

Coach: Bill Raleigh, Muhlenberg 1988

**2005-06 RESULTS (19-8)**

50	Mary Washington †	64
59	Wash. & Lee	44
63	Hardin-Simmons	67
92	Caltech ■	61
66	Otterbein ■	56
79	Dallas ■	56
58	Trinity (Tex.)	77
61	Austin	45
55	Mary Hardin-Baylor ■	57
75	Dominican (Ill.) †	60
76	Manchester †	73
67	Dallas	51
69	Centre	68
95	Sewanee	78
88	Millsaps ■	65
82	Oglethorpe ■	69
65	Hendrix ■	63
116	Rhodes ■	67
73	DePauw	70
73	Rose-Hulman	62
64	Trinity (Tex.) ■	68
78	Millsaps	66
58	Oglethorpe	74
76	Centre ■	80
98	Sewanee ■	88
87	Oglethorpe †	71
55	Centre †	77

Nickname: Pirates  
 Colors: Black & Gold  
 Arena: Corbin J. Robertson Center  
 Capacity: 1,800; Year Built: 1995  
 AD: Glada C. Munt  
 SID: Erin Shackelford

**SOUTHWESTERN OKLA.**

Weatherford, OK 73096.....II

Coach: Scott Reed, Northeastern St. 1992

**2005-06 RESULTS (9-19)**

46	Central Ark	58
53	Mo. Southern St.	67
46	Central Ark. ■	53
47	Ouachita Baptist †	60
59	Western St. †	70
58	Okla. Sci. & Arts ■	61
61	Eastern N.M. ■	43
65	West Tex. A&M ■	64
36	Tarleton St.	74
56	Midwestern St.	70
56	Arkansas Tech	65
73	Central Mo. St.	84
62	Tex. A&M-Kingsville ■	59
83	Abilene Christian	97
57	Angelo St.	76
58	East Central	71
69	Southeastern Okla. ■	76
67	Central Okla. ■	74
59	Northeastern St.	54
78	Cameron ■	76
86	Tex. A&M-Commerce	81
80	East Central ■	62
58	Southeastern Okla.	78
73	Central Okla.	87
71	Northeastern St. ■	58
61	Cameron	68
80	Tex. A&M-Commerce ■	70
70	West Tex. A&M	84

Nickname: Bulldogs  
 Colors: Navy Blue & White  
 Arena: Rankin Williams Fieldhouse  
 Capacity: 2,400; Year Built: 1957  
 AD: Cecil Perkins  
 SID: Justin Tinder

**SPRINGFIELD**

Springfield, MA 01109-3797 ...III

Coach: Charlie Brock, Springfield 1976

**2005-06 RESULTS (10-16)**

69	Roanoke.....	71
70	Hampden-Sydney †.....	73
71	Tufts ■.....	72
67	Curry.....	55
74	Amherst †.....	80
69	Western New Eng.....	77
61	Trinity (Conn.).....	67
87	Williams.....	88
83	Connecticut Col. ■.....	64
88	Colby-Sawyer ■.....	70
64	Bates ■.....	70
98	Keene St. ■.....	84
62	Coast Guard.....	76
63	Wheaton (Mass.).....	83
67	WPI ■.....	73
66	Babson ■.....	63
58	Clark (Mass.).....	66
70	Coast Guard ■.....	73
75	Endicott ■.....	55
62	MIT.....	56
84	Wheaton (Mass.) ■.....	65
83	Clark (Mass.) ■.....	67
71	Babson.....	64
76	WPI.....	83
61	MIT ■.....	62
78	Wheaton (Mass.).....	82

Nickname: The Pride  
 Colors: Maroon & White  
 Arena: Blake Arena  
 Capacity: 2,000; Year Built: 1981  
 AD: Cathie Schweitzer  
 SID: Steve Raczynski

**STANFORD**

Stanford, CA 94305-2060 .....I

Coach: Trent Johnson, Boise St. 1983

**2005-06 RESULTS (16-14)**

63	UC Irvine ■.....	79
71	San Francisco ■.....	56
82	Cal Poly ■.....	58
69	Montana.....	88
58	UC Davis.....	64
52	Virginia Tech †.....	59
71	Denver ■.....	49
58	Princeton †.....	34
54	UCLA.....	71
71	Southern California.....	82
80	Oregon St. ■.....	66
64	Oregon ■.....	62
75	California ■.....	61
81	Arizona.....	90
70	Arizona St.....	64
69	Washington St. ■.....	59
76	Washington ■.....	67
57	Oregon.....	56
71	Oregon St.....	64
62	California.....	65
76	Gonzaga.....	80
82	Arizona St. ■.....	69
72	Arizona ■.....	76
57	Washington.....	75
39	Washington St.....	37
58	Southern California ■.....	56
54	UCLA ■.....	75
68	Arizona †.....	73
65	Virginia ■.....	49
67	Missouri St.....	76

Nickname: Cardinal  
 Colors: Cardinal & White  
 Arena: Maples Pavilion  
 Capacity: 7,391; Year Built: 1968  
 AD: Robert A. Bowlsby  
 SID: Aimee Dombroski

**STATEN ISLAND**

Staten Island, NY 10314 .....III

Coach: Anthony Petosa, Staten Island 1986

**2005-06 RESULTS (13-12)**

68	Muhlenberg.....	81
79	Lynchburg †.....	75
59	FDU-Florham.....	53
72	Stevens Institute.....	86
58	Lehman.....	54
77	Brooklyn ■.....	67
65	Montclair St.....	89
85	Emmanuel (Mass.) ■.....	98
76	Westfield St. ■.....	88
69	York (N.Y.) ■.....	75
94	Medgar Evers.....	88
87	City Tech.....	71
81	Hunter.....	67
52	Kean ■.....	91
62	Baruch ■.....	80
66	CCNY ■.....	75
56	John Jay ■.....	53
76	York (N.Y.).....	66
89	Merchant Marine ■.....	54
76	Brooklyn.....	73
70	Farmingdale.....	79
94	City Tech ■.....	78
79	Medgar Evers ■.....	87
111	St. Joseph's (Brkln).....	80
58	John Jay ■.....	61

Nickname: Dolphins  
 Colors: Maroon & Columbia Blue  
 Arena: Sports & Recreation Center  
 Capacity: 1,200; Year Built: 1995  
 AD: Jason S. Fein  
 SID: Jason Fein

**STEPHEN F. AUSTIN**

Nacogdoches, TX 75962 .....I

Coach: Danny Kaspar, North Texas 1978

**2005-06 RESULTS (17-12)**

82	Tulsa.....	72
82	Texas Wesleyan ■.....	73
54	Kansas St.....	71
91	Houston Baptist ■.....	66
64	Jackson St.....	68
75	Alcorn St. ■.....	57
94	Centenary (La.) ■.....	57
101	Paul Quinn ■.....	48
71	Tex.-Pan American ■.....	52
75	North Texas.....	81
71	Nicholls St.....	77
73	Southeastern La.....	75
65	Lamar ■.....	70
64	McNeese St. ■.....	57
59	Texas St.....	55
67	UTSA ■.....	76
59	Texas-Arlington ■.....	65
72	Lamar.....	54
66	Northwestern St. ■.....	72
63	La.-Monroe.....	59
83	Nicholls St. ■.....	69
82	McNeese St.....	76
63	La.-Lafayette.....	66
68	UTSA.....	71
70	Texas St. ■.....	59
73	La.-Monroe ■.....	57
73	Sam Houston St.....	72
72	McNeese St. ■.....	70
72	Sam Houston St.....	78

Nickname: Lumberjacks  
 Colors: Purple & White  
 Arena: William Johnson Coliseum  
 Capacity: 7,200; Year Built: 1974  
 AD: Robert Hill  
 SID: Brian Ross

**STETSON**

Deland, FL 32720 .....I

Coach: Derek Waugh, Furman 1993

**2005-06 RESULTS (14-18)**

61	North Carolina St.....	91
64	Delaware †.....	67
60	Citadel †.....	73
66	UCF.....	74
70	Campbell.....	84
68	Gardner-Webb.....	70
52	South Fla. ■.....	77
50	Georgetown.....	70
57	Florida St.....	75
56	Miami (Fla.).....	65
52	North Fla. ■.....	40
69	Jacksonville ■.....	57
62	Fla. Atlantic.....	77
79	Belmont.....	87
52	Lipscomb.....	57
72	East Tenn. St. ■.....	81
57	Kennesaw St. ■.....	73
81	Mercer ■.....	82
74	East Tenn. St.....	71
80	Kennesaw St.....	68
70	Savannah St. ■.....	60
68	Belmont ■.....	75
85	Lipscomb ■.....	67
73	Mercer.....	72
56	Fla. Atlantic ■.....	49
62	Savannah St.....	53
81	North Fla.....	77
81	Jacksonville.....	66
81	Campbell ■.....	79
77	Gardner-Webb ■.....	65
54	Fla. Atlantic †.....	44
59	Belmont †.....	72

Nickname: Hatters  
 Colors: Green & White  
 Arena: Edmunds Center  
 Capacity: 5,000; Year Built: 1974  
 AD: Jeff Altier  
 SID: Jamie Bataille

**STEVENS INSTITUTE**

Hoboken, NJ 07030-5991 .....III

Coach: Stephen Hayn, Stony Brook 1991

**2005-06 RESULTS (15-12)**

68	CCNY.....	72
60	FDU-Florham ■.....	58
73	Yeshiva.....	57
86	Staten Island ■.....	72
70	Drew.....	65
82	Brooklyn.....	70
89	Rockford †.....	93
71	Albright †.....	83
71	Rensselaer ■.....	81
73	Mt. St. Mary (N.Y.) ■.....	93
98	Hunter ■.....	72
73	Merchant Marine ■.....	53
76	Mt. St. Vincent ■.....	59
58	Manhattanville.....	65
68	St. Joseph's (L.I.).....	57
69	Mt. St. Mary (N.Y.).....	83
85	Centenary (N.J.) ■.....	75
64	Old Westbury.....	66
65	Haverford.....	75
86	Mt. St. Vincent.....	73
73	Farmingdale.....	91
59	Manhattanville ■.....	70
73	Yeshiva ■.....	63
96	Centenary (N.J.).....	75
74	Maritime (N.Y.) ■.....	62
77	St. Joseph's (L.I.).....	68
54	Farmingdale.....	75

Nickname: Ducks  
 Colors: Red & Gray  
 Arena: Canavan Arena

Capacity: 1,500; Year Built: 1994  
 AD: Russell B. Rogers  
 SID: Brian Granata

**STILLMAN**

Tuscaloosa, AL 35403 .....II

Coach: Leon Douglas, Alabama 1976

**2005-06 RESULTS (21-10)**

97	North Ala. ■.....	93
74	Fla. Gulf Coast ■.....	83
80	Alabama A&M.....	72
72	North Ala.....	83
62	Montevallo.....	70
81	Clark Atlanta.....	60
66	Troy.....	87
66	Miles.....	70
69	Montevallo ■.....	62
76	Tuskegee ■.....	66
58	Albany St. (Ga.) ■.....	63
59	Fort Valley St. ■.....	56
72	LeMoyn-Owen.....	77
64	Tuskegee.....	54
71	LeMoyn-Owen ■.....	67
65	Miles ■.....	53
83	Clark Atlanta ■.....	55
78	Lane.....	70
86	Kentucky St.....	88
72	Paine ■.....	62
70	Benedict ■.....	53
64	Albany St. (Ga.).....	53
69	Fort Valley St.....	68
75	Paine.....	68
65	Benedict.....	75
76	Kentucky St. ■.....	68
114	Lane ■.....	67
67	Tuskegee †.....	51
63	Paine †.....	53
79	Miles †.....	76
70	Delta St. †.....	76

Nickname: Tigers  
 Colors: Navy Blue & Vegas Gold  
 Arena: Birthright  
 Capacity: 1,000; Year Built: 1954  
 AD: Curtis Williams  
 SID: Wesley Peterson

**STONEHILL**

Easton, MA 02357 .....II

Coach: David McLaughlin, Colby 1997

**2005-06 RESULTS (27-7)**

79	Molloy ■.....	65
71	Felician ■.....	63
63	Bentley ■.....	83
92	St. Michael's ■.....	70
65	St. Anselm.....	61
78	Le Moyn ■.....	64
63	Bryant ■.....	51
80	Mass.-Lowell.....	68
70	Dowling ■.....	45
67	Merrimack.....	64
68	American Int'l ■.....	52
77	Bryant.....	63
82	Assumption ■.....	64
85	St. Michael's.....	66
77	St. Anselm ■.....	74
42	Le Moyn.....	66
69	Merrimack ■.....	71
72	Bentley.....	78
68	Southern Conn. St. ■.....	55
83	Pace ■.....	71
67	St. Rose.....	62
55	Mass.-Lowell.....	59
70	Franklin Pierce.....	56
68	Southern N.H. ■.....	58
71	American Int'l.....	59
80	Assumption.....	55
70	Southern N.H. ■.....	67
67	Bryant ■.....	56

61 St. Anselm ■.....	77
96 Bloomfield ■.....	77
69 Adelphi ■.....	54
89 Mass.-Lowell ■.....	80
69 Tarleton St. †.....	59
73 Winona St. †.....	83

Nickname: Skyhawks  
 Colors: Purple & White  
 Arena: Merkert Gymnasium  
 Capacity: 2,200; Year Built: 1973  
 AD: Paula Sullivan  
 SID: Jim Seavey

**STONY BROOK**

Stony Brook, NY 11794.....I

Coach: Steve Pikiell, Connecticut 1990

**2005-06 RESULTS (4-24)**

35 Villanova.....	78
54 Lehigh.....	58
54 Columbia ■.....	55
45 St. John's (N.Y.).....	63
57 UMBC.....	72
56 Hofstra.....	73
58 Albany (N.Y.) ■.....	63
52 Connecticut.....	85
54 Wagner.....	67
70 Colgate ■.....	57
61 Vermont ■.....	58
54 Binghamton.....	63
51 Dartmouth.....	48
50 New Hampshire ■.....	54
60 George Washington.....	88
65 Boston U. ■.....	73
68 Hartford.....	71
56 Maine.....	62
75 UMBC ■.....	65
62 Albany (N.Y.).....	85
58 Vermont.....	71
58 Binghamton ■.....	76
47 Boston College.....	59
51 New Hampshire.....	59
68 Boston U.....	73
65 Hartford ■.....	76
75 Maine ■.....	87
70 UMBC †.....	88

Nickname: Seawolves  
 Colors: Scarlet, Blue & Gray  
 Arena: USB Sports Complex  
 Capacity: 4,100; Year Built: 1990  
 AD: James Fiore  
 SID: Rob Emmerich

**SUFFOLK**

Boston, MA 02114.....III

Coach: Adam Nelson, Boston College 1996

**2005-06 RESULTS (11-15)**

75 Bridgewater St. †.....	84
75 New England †.....	90
70 Brandeis ■.....	79
46 MIT.....	84
60 Norwich.....	71
94 Mass.-Boston ■.....	88
80 Western Conn. St. ■.....	85
79 Western New Eng.....	74
106 Albertus Magnus ■.....	66
80 Babson.....	76
76 Norwich ■.....	86
80 Southern Vt.....	72
76 Johnson & Wales (R.I.) ■.....	75
86 Daniel Webster.....	55
86 Emmanuel (Mass.).....	83
70 Emerson.....	81
78 Western New Eng. ■.....	67
60 Johnson & Wales (R.I.).....	76
66 Emerson ■.....	81
90 Southern Vt. ■.....	93
93 Rivier.....	88

95 Daniel Webster.....	80
83 Emmanuel (Mass.) ■.....	89
73 Albertus Magnus.....	85
94 Rivier ■.....	83
66 Western New Eng.....	95

Nickname: Rams  
 Colors: Blue & Gold  
 Arena: Regan Gymnasium  
 Capacity: 150; Year Built: 1991  
 AD: James E. Nelson  
 SID: Brenda K. Laymance

**SUL ROSS ST.**

Alpine, TX 79832.....III

Coach: Doug Davalos, Houston 1994

**2005-06 RESULTS (13-13)**

72 Tex.-Pan American.....	87
68 Mississippi Col.....	91
79 Louisiana Col.....	86
84 Ozarks (Ark.) ■.....	80
91 Austin ■.....	67
90 East Tex. Baptist.....	98
87 LeTourneau.....	70
74 Howard Payne.....	94
85 Lubbock Chrst.....	88
70 Wayland Baptist †.....	95
97 Texas-Tyler ■.....	89
68 Texas-Dallas ■.....	63
72 Hardin-Simmons ■.....	84
107 McMurry ■.....	106
90 Schreiner.....	87
75 Texas Lutheran.....	87
82 Mary Hardin-Baylor.....	89
111 Concordia-Austin.....	118
77 Mary Hardin-Baylor.....	73
126 Concordia-Austin ■.....	105
73 Hardin-Simmons.....	59
81 McMurry.....	110
89 Howard Payne ■.....	82
95 Schreiner ■.....	86
91 Texas Lutheran ■.....	80
72 Mississippi Col. †.....	91

Nickname: Lobos  
 Colors: Scarlet & Gray  
 Arena: Pete P. Gallego Center  
 Capacity: 3,100; Year Built: 2001  
 AD: Kay Whitley  
 SID: Travis Hendryx

**SUSQUEHANNA**

Selinsgrove, PA 17870-1025.....III

Coach: Frank Marcinek, Penn St. 1981

**2005-06 RESULTS (10-15)**

79 Chestnut Hill ■.....	45
72 Scranton.....	80
57 Marywood ■.....	62
61 Juniata.....	69
46 Widener.....	70
76 Pa. Col. of Bible ■.....	71
74 Lycoming.....	80
55 King's (Pa.).....	86
61 Gettysburg †.....	68
54 Navy.....	86
67 Catholic ■.....	62
82 King's (Pa.) †.....	83
81 Wilkes.....	79
55 Messiah.....	73
78 Moravian.....	72
69 Elizabethtown ■.....	58
67 Lebanon Valley.....	73
66 Albright ■.....	76
78 Widener.....	67
72 Elizabethtown.....	68
83 Moravian ■.....	70
54 Messiah.....	64
61 Albright.....	70
72 Juniata ■.....	60
53 Lebanon Valley ■.....	63

Nickname: Crusaders  
 Colors: Orange & Maroon  
 Arena: O.W. Houts Gymnasium  
 Capacity: 1,800; Year Built: 1976  
 AD: Pamela Samuelson  
 SID: Jim Miller

**SWARTHMORE**

Swarthmore, PA 19081-1397...III

Coach: Lee Wimberly, Stanford 1968

**2005-06 RESULTS (5-20)**

65 Earlham ■.....	85
68 Ohio Wesleyan †.....	91
60 Drew ■.....	64
65 Frank. & Marsh.....	77
56 Johns Hopkins ■.....	75
77 Wis. Lutheran †.....	84
53 Dallas †.....	66
42 Muhlenberg.....	60
68 Ursinus ■.....	82
74 Whitman ■.....	78
94 Phila. Bible ■.....	71
68 Dickinson ■.....	53
61 McDaniel ■.....	66
56 Gettysburg.....	76
79 Frank. & Marsh. ■.....	48
60 Haverford.....	43
60 Ursinus.....	65
62 Washington (Md.) ■.....	65
62 Dickinson.....	79
44 Johns Hopkins.....	52
71 McDaniel.....	73
43 Muhlenberg ■.....	95
50 Gettysburg.....	67
88 Washington (Md.).....	92
62 Haverford ■.....	57

Nickname: Garnet Tide  
 Colors: Garnet, Gray & White  
 Arena: Tarble Pavillion  
 Capacity: 1,800; Year Built: 1978  
 AD: Adam Hertz  
 SID: Mark Duzenski

**SYRACUSE**

Syracuse, NY 13244-5020.....I

Coach: Jim Boeheim, Syracuse 1966

**2005-06 RESULTS (23-12)**

68 Bethune-Cookman ■.....	37
67 Cornell ■.....	62
81 Texas Tech †.....	46
70 Florida †.....	75
69 Bucknell ■.....	74
96 Siena ■.....	77
87 Manhattan ■.....	82
80 TCU ■.....	64
58 Colgate ■.....	35
90 Davidson ■.....	80
75 Ill.-Chicago ■.....	61
86 Towson †.....	52
78 Kent St. ■.....	66
69 UTEP ■.....	56
63 South Fla. ■.....	57
88 Notre Dame.....	82
77 Cincinnati.....	58
80 Connecticut ■.....	88
65 Villanova.....	80
67 Pittsburgh.....	80
61 Seton Hall ■.....	68
86 Rutgers.....	84
50 Connecticut.....	73
75 St. John's (N.Y.).....	60
65 Cincinnati ■.....	82
79 Louisville.....	66
60 West Virginia ■.....	58
53 Georgetown.....	68
69 DePaul.....	108
82 Villanova ■.....	92

74 Cincinnati †.....	73
86 Connecticut †.....	84
58 Georgetown †.....	57
65 Pittsburgh †.....	61
58 Texas A&M †.....	66

Nickname: Orange  
 Colors: Orange  
 Arena: Carrier Dome  
 Capacity: 33,000; Year Built: 1980  
 AD: Daryl J. Gross  
 SID: Pete Moore

**TAMPA**

Tampa, FL 33606-1490.....II

Coach: Richard Schmidt, Western Ky. 1964

**2005-06 RESULTS (19-9)**

89 Palm Beach Atl.....	66
54 Queens (N.C.) †.....	57
101 P.R.-Bayamon †.....	80
102 Fla. Christian ■.....	39
85 Palm Beach Atl. ■.....	66
74 Salem Int'l ■.....	67
67 Eckerd.....	58
76 Mt. Vernon Naz. ■.....	82
113 Southeastern (Fla.).....	47
79 Mo.-Rolla.....	61
80 Hillsdale ■.....	73
86 West Va. Tech ■.....	65
65 Fla. Southern.....	54
61 Lynn ■.....	66
65 Florida Tech ■.....	57
60 Rollins ■.....	67
44 Nova Southeastern.....	71
74 St. Leo.....	45
79 Barry ■.....	76
73 Eckerd ■.....	72
65 Fla. Southern ■.....	69
49 Lynn.....	64
84 St. Leo ■.....	51
87 Rollins.....	81
66 Nova Southeastern ■.....	50
64 Florida Tech.....	69
56 Barry.....	47
59 Eckerd †.....	72

Nickname: Spartans  
 Colors: Scarlet, Gold & Black  
 Arena: Martinez Sports Center  
 Capacity: 3,432; Year Built: 1984  
 AD: Larry Marfise  
 SID: Tom Kolbe

**TARLETON ST.**

Stephenville, TX 76402.....II

Coach: Lonn Reisman, Pittsburg St. 1977

**2005-06 RESULTS (27-7)**

76 Howard Payne ■.....	53
92 Okla. Sci. & Arts ■.....	49
68 TCU.....	59
46 St. Mary's (Tex.).....	50
97 Hillsdale Free Will ■.....	31
71 Southeastern Okla.....	59
79 East Central.....	55
74 Southwestern Okla. ■.....	36
65 Cameron ■.....	44
73 Alas. Fairbanks †.....	82
40 Humboldt St.....	66
70 St. Mary's (Tex.) ■.....	41
76 Midwestern St. ■.....	67
50 Tex. A&M-Commerce.....	54
72 Central Okla. ■.....	61
71 Northeastern St. ■.....	38
67 Midwestern St.....	61
90 Tex. A&M-Kingsville ■.....	59
75 Eastern N.M.....	69
68 West Tex. A&M ■.....	66
67 Abilene Christian.....	61
96 Angelo St. ■.....	69

91 Abilene Christian ■ .....59  
 94 Angelo St. ....60  
 68 Tex. A&M-Kingsville.....64  
 81 Eastern N.M. ■ .....64  
 60 West Tex. A&M .....80  
 71 Tex. A&M-Commerce ■ .....70  
 73 Central Okla. † .....71  
 85 West Tex. A&M † .....92  
 75 Central Okla. † .....68  
 62 Central Mo. St. † .....59  
 72 Northwest Mo. St. † .....71  
 59 Stonehill † .....69

Nickname: Texans  
 Colors: Purple & White  
 Arena: Wisdom Gymnasium  
 Capacity: 3,212; Year Built: 1970  
 AD: Lonn Reisman  
 SID: Joey Roberts

**TEMPLE**

Philadelphia, PA 19122 .....I

Coach: John Chaney, Bethune-Cookman  
 1955

**2005-06 RESULTS (17-15)**

69 Army ■ .....37  
 47 UCLA .....54  
 73 Miami (Fla.) ■ .....56  
 53 Rutgers .....67  
 50 Penn .....46  
 60 Princeton .....47  
 68 Alabama ■ .....58  
 42 Auburn .....73  
 63 South Carolina ■ .....50  
 53 Villanova ■ .....75  
 60 George Washington ■ .....72  
 57 St. Joseph's .....59  
 83 St. Bonaventure .....66  
 68 La Salle ■ .....52  
 53 Dayton .....51  
 34 Massachusetts .....60  
 81 Xavier ■ .....79  
 91 Maryland ■ .....85  
 76 Massachusetts ■ .....47  
 56 La Salle .....62  
 59 Charlotte .....66  
 76 Duquesne ■ .....52  
 57 St. Joseph's ■ .....44  
 51 St. Louis .....56  
 69 Richmond ■ .....30  
 66 Duke ■ .....74  
 63 Rhode Island .....69  
 52 Fordham ■ .....69  
 74 Rhode Island † .....45  
 68 George Washington † .....53  
 59 St. Joseph's † .....73  
 73 Akron ■ .....80

Nickname: Owls  
 Colors: Cherry & White  
 Arena: Liacouras Center  
 Capacity: 10,206; Year Built: 1997  
 AD: William Bradshaw  
 SID: Larry Dougherty

**TENNESSEE**

Knoxville, TN 37996 .....I

Coach: Bruce Pearl, Boston College  
 1982

**2005-06 RESULTS (22-8)**

106 East Tenn. St. ■ .....83  
 83 La-Lafayette ■ .....76  
 92 Eastern Ky. ■ .....58  
 64 Murray St. † .....53  
 89 Appalachian St. ■ .....81  
 95 Texas .....78  
 73 Oklahoma St. † .....89  
 93 Alabama A&M ■ .....68  
 69 Lipscomb ■ .....58  
 87 South Ala. ■ .....69

76 South Carolina .....69  
 89 Georgia ■ .....76  
 74 LSU .....88  
 79 Memphis .....88  
 80 Florida ■ .....76  
 88 Mississippi St. ....65  
 81 South Carolina ■ .....65  
 69 Vanderbilt ■ .....62  
 86 Mississippi ■ .....72  
 75 Kentucky .....67  
 83 Georgia .....78  
 105 Auburn ■ .....89  
 79 Alabama .....92  
 76 Florida .....72  
 69 Arkansas ■ .....73  
 78 Kentucky ■ .....80  
 68 Vanderbilt .....59  
 71 South Carolina † .....79  
 63 Winthrop † .....61  
 73 Wichita St. † .....80

Nickname: Volunteers  
 Colors: Orange & White  
 Arena: Thompson-Boling Arena  
 Capacity: 24,535; Year Built: 1987  
 AD: Michael Hamilton  
 SID: Craig Pinkerton

**TENNESSEE ST.**

Nashville, TN 37209-1561 .....I

Coach: Cy Alexander, Catawba 1975

**2005-06 RESULTS (13-15)**

72 Fisk ■ .....63  
 69 Southeast Mo. St. ....70  
 72 Georgia Tech .....82  
 84 Eastern Ill. ....68  
 74 Southern Miss. ....84  
 65 Ohio St. ....74  
 51 Iowa St. ....59  
 57 Middle Tenn. ■ .....67  
 76 Morehead St. ■ .....49  
 67 Murray St. ....75  
 85 Tenn.-Martin ■ .....82  
 48 Samford .....68  
 75 Jacksonville St. ....77  
 68 Southeast Mo. St. ■ .....63  
 73 Eastern Ill. ■ .....57  
 74 Eastern Ky. ■ .....79  
 72 Tennessee Tech .....63  
 83 Jacksonville St. ■ .....80  
 54 Samford ■ .....64  
 63 Austin Peay .....70  
 68 Tenn.-Martin .....71  
 70 Tennessee Tech ■ .....65  
 80 Austin Peay ■ .....58  
 52 Murray St. ■ .....77  
 70 Ball St. ....69  
 83 Morehead St. ....75  
 74 Eastern Ky. ....64  
 67 Samford .....78

Nickname: Tigers  
 Colors: Blue & White  
 Arena: Gentry Center Complex  
 Capacity: 10,500; Year Built: 1980  
 AD: Teresa Phillips  
 SID: Lee Wilmot

**TENNESSEE TECH**

Cookeville, TN 38505-0001 .....I

Coach: Mike Sutton, East Caro. 1978

**2005-06 RESULTS (19-12)**

60 Dayton .....81  
 90 Oregon St. ■ .....62  
 117 Bluefield Col. ■ .....85  
 72 Wis.-Milwaukee ■ .....67  
 78 Austin Peay .....61  
 83 Eastern Ill. ....80  
 79 Southeast Mo. St. ....65  
 62 Cincinnati .....105

85 Brevard ■ .....41  
 66 Florida A&M † .....65  
 63 Michigan St. ....80  
 43 Samford ■ .....68  
 75 Eastern Ky. ....93  
 61 Morehead St. ■ .....52  
 79 Jacksonville St. ....67  
 88 Samford .....85  
 79 Austin Peay .....75  
 75 Eastern Ill. ■ .....60  
 87 Southeast Mo. St. ■ .....76  
 51 Murray St. ....55  
 63 Tennessee St. ■ .....72  
 69 Morehead St. ....66  
 78 Tenn.-Martin .....88  
 78 Eastern Ky. ■ .....58  
 68 Jacksonville St. ■ .....74  
 65 Tennessee St. ....70  
 74 Tenn.-Martin ■ .....72  
 62 Bradley .....77  
 70 Murray St. ■ .....66  
 78 Austin Peay ■ .....74  
 66 Samford † .....73

Nickname: Golden Eagles  
 Colors: Purple & Gold  
 Arena: Eblen Center  
 Capacity: 10,150; Year Built: 1977  
 AD: Mark Wilson  
 SID: Robert Schabert

**TENN.-MARTIN**

Martin, TN 38238-5021 .....I

Coach: Bret Campbell, Valdosta St.  
 1983

**2005-06 RESULTS (13-15)**

61 Louisville .....78  
 94 Webster ■ .....72  
 80 Arkansas St. ■ .....77  
 72 Southeast Mo. St. ■ .....60  
 79 Spalding ■ .....59  
 84 Jacksonville St. ■ .....93  
 80 Morehead St. ....67  
 61 Eastern Ky. ....75  
 54 Purdue .....62  
 46 Illinois .....84  
 84 Austin Peay ■ .....75  
 65 Samford ■ .....79  
 82 Tennessee St. ....85  
 70 Eastern Ill. ....80  
 71 Morehead St. ■ .....66  
 88 Austin Peay .....96  
 73 Murray St. ■ .....79  
 60 Samford .....67  
 80 Jacksonville St. ....85  
 90 Eastern Ky. ■ .....83  
 88 Tennessee Tech ■ .....78  
 66 Southeast Mo. St. ....55  
 71 Tennessee St. ■ .....68  
 85 Eastern Ill. ■ .....61  
 72 Tennessee Tech .....74  
 69 Evansville .....62  
 63 Murray St. ....81  
 52 Murray St. ....65

Nickname: Skyhawks  
 Colors: Blue and Orange  
 Arena: Skyhawk Arena  
 Capacity: 6,700; Year Built: 1978  
 AD: Phil Dane  
 SID: Joe Lofaro

**TEXAS**

Austin, TX 78712 .....I

Coach: Rick Barnes, Lenoir-Rhyne 1977

**2005-06 RESULTS (30-7)**

89 Southern U. ■ .....56  
 77 Samford ■ .....33  
 76 West Virginia † .....75  
 68 Iowa † .....59

90 La-Monroe ■ .....55  
 82 Tex.-Pan American ■ .....54  
 93 Texas-Arlington ■ .....55  
 85 Rice .....58  
 66 Duke † .....97  
 78 Tennessee ■ .....95  
 85 Texas St. ■ .....49  
 110 Prairie View ■ .....38  
 69 Memphis .....58  
 89 Colorado ■ .....64  
 78 Iowa St. ....58  
 58 Villanova ■ .....55  
 80 Texas Tech ■ .....46  
 66 Baylor .....47  
 80 Oklahoma St. ■ .....46  
 72 Oklahoma .....82  
 66 Mississippi .....53  
 83 Texas A&M ■ .....70  
 65 Texas Tech .....44  
 78 Nebraska ■ .....59  
 90 Baylor ■ .....63  
 60 Oklahoma St. ....81  
 65 Kansas St. ....64  
 80 Kansas ■ .....55  
 43 Texas A&M .....46  
 72 Oklahoma ■ .....48  
 77 Texas Tech † .....70  
 74 Texas A&M † .....70  
 68 Kansas † .....80  
 60 Penn † .....52  
 75 North Carolina St. † .....54  
 74 West Virginia † .....71  
 60 LSU † .....70

Nickname: Longhorns  
 Colors: Burnt Orange & White  
 Arena: Frank Erwin Center  
 Capacity: 16,755; Year Built: 1977  
 AD: DeLoss Dodds  
 SID: Scott McConnell

**TEXAS A&M**

College Station, TX 77843 .....I

Coach: Billy Gillispie, Texas St. 1983

**2005-06 RESULTS (22-9)**

88 Southern U. ■ .....44  
 84 Mississippi Val. ■ .....53  
 83 Tulane † .....57  
 60 Penn St. ■ .....55  
 72 North Texas ■ .....70  
 101 Grambling ■ .....71  
 67 Savannah St. ■ .....34  
 72 Auburn .....67  
 81 Texas Southern ■ .....56  
 73 Northwestern St. ■ .....61  
 56 Pacific .....63  
 63 Texas Tech ■ .....55  
 77 Oklahoma St. ....79  
 44 Oklahoma ■ .....45  
 54 Kansas St. ....58  
 86 Iowa St. ....81  
 73 Kansas ■ .....83  
 72 Baylor ■ .....70  
 63 Oklahoma .....71  
 70 Texas .....83  
 61 Colorado ■ .....58  
 46 Oklahoma St. ■ .....44  
 64 Baylor .....60  
 54 Missouri .....51  
 66 Nebraska ■ .....55  
 46 Texas ■ .....43  
 75 Texas Tech .....59  
 86 Colorado † .....53  
 70 Texas † .....74  
 66 Syracuse † .....58  
 57 LSU † .....58

Nickname: Aggies  
 Colors: Maroon & White  
 Arena: Reed Arena  
 Capacity: 12,500; Year Built: 1998  
 AD: Bill Byrne  
 SID: Colin Killian



**TEX. A&M-COMMERCE**  
Commerce, TX 75428 .....I

Coach: Sam Walker, Sam Houston St.  
1991

**2005-06 RESULTS (16-12)**

71 Okla. Sci. & Arts †	69
70 Howard Payne †	78
65 Southern Ark. ■	62
104 Paul Quinn †	53
76 St. Mary's (Tex.)	75
71 Southern Ark.	63
65 Angelo St. ■	58
78 Abilene Christian ■	62
71 Eastern N.M.	69
62 West Tex. A&M	69
73 Washburn †	79
71 Cal St. San B'dino †	64
54 Tarleton St. ■	50
76 Midwestern St. ■	79
68 Tex. A&M-Kingsville	81
75 Central Okla.	84
56 Northeastern St. ■	59
70 East Central ■	67
54 Southeastern Okla.	79
95 Cameron	91
81 Southwestern Okla. ■	86
84 Central Okla. ■	80
80 Northeastern St.	71
73 East Central	68
66 Southeastern Okla. ■	72
82 Cameron ■	80
70 Southwestern Okla.	80
70 Tarleton St.	71

Nickname: Lions  
Colors: Blue & Gold  
Arena: A&M-C Field House  
Capacity: 5,000; Year Built: 1950  
AD: James Johnson  
SID: Bianca Gamez

**TEX. A&M-CORP. CHRIS**  
Corpus Christi, TX 78412 .....I

Coach: Ronnie Arrow, Texas St. 1969

**2005-06 RESULTS (20-8)**

116 Concordia-Austin ■	78
116 Texas A&M Int'l ■	58
67 Tulsa	73
77 UTSA	59
59 South Fla. †	47
75 Missouri St.	95
86 Trinity (Tex.) ■	62
81 Missouri	82
64 UC Davis †	53
67 St. Mary's (Cal.)	69
55 TCU	49
90 Savannah St. ■	45
93 James Madison ■	52
91 UTSA ■	83
73 Maryland	99
83 Houston	86
105 Prairie View ■	77
99 Northern Colo. ■	56
77 IPFW ■	71
64 Utah Valley St.	69
72 Northern Colo.	66
92 Longwood ■	64
74 Houston ■	82
75 Utah Valley St. ■	64
79 IPFW	64
74 Tex.-Pan American	55
110 Huston-Tillotson ■	59
93 Tex.-Pan American ■	69

Nickname: Islanders  
Colors: Blue, Green & White  
Arena: American Bank Center  
Capacity: 9,000; Year Built: 2004  
AD: Brian Teter  
SID: Craig Merriman

**TEX. A&M-KINGSVILLE**  
Kingsville, TX 78363 .....II

Coach: Pete Peterson, Southwestern  
(Kan.) 1979

**2005-06 RESULTS (18-10)**

76 St. Mary's (Tex.)	58
71 Texas A&M Int'l	60
69 St. Mary's (Tex.) ■	63
55 Northeastern St.	51
73 Central Okla.	89
83 East Central ■	74
71 Southeastern Okla. ■	82
68 Northwest Mo. St. †	73
56 Incarnate Word	50
89 Texas A&M Int'l ■	40
93 Mont. St.-Billings ■	78
70 Incarnate Word	49
59 Southwestern Okla.	62
64 Cameron	65
81 Tex. A&M-Commerce ■	68
69 Midwestern St.	67
59 Tarleton St.	90
79 Abilene Christian ■	67
60 Angelo St. ■	58
60 Eastern N.M.	63
60 West Tex. A&M	74
91 Eastern N.M. ■	76
75 West Tex. A&M ■	67
66 Midwestern St. ■	51
64 Tarleton St. ■	68
86 Abilene Christian	78
86 Angelo St.	78
66 Central Okla.	84

Nickname: Javelinas  
Colors: Blue & Gold  
Arena: Steinke PE Center  
Capacity: 4,000; Year Built: 1970  
AD: Jill Willson  
SID: Derek Smolik

**TCU**  
Fort Worth, TX 76129-0001 .....I

Coach: Neil Dougherty, Cameron 1984

**2005-06 RESULTS (6-25)**

59 Tarleton St. ■	68
76 Jackson St. ■	74
58 Oklahoma St. †	66
79 Drake †	86
54 Texas Tech	81
64 Syracuse	80
52 Tulane †	56
71 Texas-Arlington ■	63
70 Ark.-Pine Bluff ■	53
59 Colorado ■	77
49 Tex. A&M-Corp. Chris ■	55
79 Grambling ■	64
49 SMU	52
57 St. Mary's (Cal.) ■	65
64 Wyoming ■	68
54 New Mexico	56
49 Air Force	75
57 San Diego St. ■	76
85 Colorado St. ■	72
80 Brigham Young	89
45 Utah	80
60 UNLV ■	73
65 Wyoming	67
42 New Mexico ■	53
45 Air Force ■	63
71 San Diego St.	83
74 Colorado St.	89
72 Brigham Young ■	81
69 Utah ■	65
61 UNLV	72
60 Colorado St. †	64

Nickname: Horned Frogs  
Colors: Purple & White  
Arena: Daniel-Meyer Coliseum

Capacity: 7,201; Year Built: 1961  
AD: Danny Morrison  
SID: Drew Harris

**TEXAS LUTHERAN**  
Seguin, TX 78155-5999 .....III

Coach: Tom Oswald, UTSA 1996

**2005-06 RESULTS (7-17)**

57 Ala.-Huntsville †	68
69 Norwich †	68
70 Schreiner ■	58
57 LeTourneau	63
54 East Tex. Baptist	65
55 Texas-Tyler ■	58
55 Texas-Dallas ■	43
59 Austin	50
66 Ozarks (Ark.)	76
56 Mississippi Col. ■	74
53 Louisiana Col. ■	59
79 Concordia-Austin	74
50 Mary Hardin-Baylor	66
62 Howard Payne ■	67
87 Sul Ross St. ■	75
66 McMurry ■	68
51 Hardin-Simmons ■	60
83 McMurry	84
39 Hardin-Simmons	61
57 Schreiner	58
81 Concordia-Austin ■	78
43 Mary Hardin-Baylor ■	60
66 Howard Payne	74
80 Sul Ross St.	91

Nickname: Bulldogs  
Colors: Black & Gold  
Arena: Memorial Gym  
Capacity: 1,500; Year Built: 1952  
AD: Bill Miller  
SID: Tim Clark

**TEXAS SOUTHERN**  
Houston, TX 77004 .....I

Coach: Ronnie Courtney, McMurry 1981

**2005-06 RESULTS (8-22)**

100 Jarvis Christian ■	66
54 Wichita St.	86
59 Illinois	93
57 Tex.-Pan American †	60
70 Austin Peay †	82
49 Connecticut	113
59 UTEP	82
59 Florida St.	90
105 Me.-Machias ■	60
53 Boston College	80
65 Rice	81
56 Texas A&M	81
76 Alcorn St. ■	84
48 Southern U. ■	54
88 Prairie View ■	72
76 Grambling	78
63 Jackson St.	84
65 Mississippi Val. ■	67
65 Ark.-Pine Bluff ■	53
66 Alabama St.	72
75 Alabama A&M	99
93 Prairie View	59
68 Grambling ■	80
90 Jackson St. ■	88
62 Mississippi Val.	69
65 Ark.-Pine Bluff	64
69 Alabama St. ■	62
66 Alabama A&M ■	79
77 Alcorn St.	84
64 Southern U.	89

Nickname: Tigers  
Colors: Maroon & Gray  
Arena: Health & Physical Education  
Capacity: 8,100; Year Built: 1988

AD: Alois S. Blackwell  
SID: Rodney Bush

**TEXAS ST.**  
San Marcos, TX 78666-4615 .....I

Coach: Dennis Nait, TCU 1986

**2005-06 RESULTS (3-24)**

59 Utah	74
45 Utah Valley St.	77
69 Tex. Permian Basin ■	75
54 Ark.-Little Rock	73
67 SMU ■	78
67 Arkansas	73
70 St. Edward's ■	81
58 Tex.-Pan American	57
49 Texas	85
84 Texas-Tyler ■	71
58 Lamar ■	83
64 Texas-Arlington	83
62 Tex.-Pan American ■	79
55 Stephen F. Austin ■	59
70 Sam Houston St. ■	80
75 La.-Monroe	80
71 Northwestern St.	89
60 Southeastern La. ■	68
66 Nicholls St. ■	69
71 Lamar	83
58 McNeese St. ■	69
46 Southeastern La.	66
85 UTSA ■	68
61 Sam Houston St.	75
59 Stephen F. Austin	70
71 Northwestern St. ■	76
67 Nicholls St.	86

Nickname: Bobcats  
Colors: Maroon & Gold  
Arena: Strahan Coliseum  
Capacity: 7,200; Year Built: 1979  
AD: Larry Teis  
SID: Ron Mears

**TEXAS TECH**  
Lubbock, TX 79409-3021 .....I

Coach: Bob Knight, Ohio St. 1962

**2005-06 RESULTS (15-17)**

88 San Jose St. ■	54
74 Ga. Southern ■	61
46 Syracuse †	81
73 Wake Forest †	78
83 Furman ■	74
76 Morehead St. ■	42
81 TCU ■	54
72 San Francisco	90
53 Louisiana Tech ■	68
103 Tex.-Pan American ■	50
73 UNLV	84
65 Arkansas †	78
69 New Mexico St.	63
61 UTEP ■	60
55 Texas A&M	63
79 Baylor ■	61
76 Iowa St. ■	73
46 Texas	80
48 Oklahoma	60
92 Oklahoma St. ■	90
52 Kansas	86
73 Missouri ■	55
44 Texas ■	65
64 Colorado	66
70 Kansas St. ■	56
70 Nebraska	64
70 Oklahoma ■	71
63 Oklahoma St.	74
66 Baylor	77
59 Texas A&M ■	75
73 Kansas St. †	65
70 Texas †	77

Nickname: Red Raiders

Colors: Scarlet & Black  
 Arena: United Spirit Arena  
 Capacity: 15,098; Year Built: 1999  
 AD: Gerald L. Myers  
 SID: Randy Farley

**TEXAS-ARLINGTON**

Arlington, TX 76019 .....I

Coach: Eddie McCarter, UAB 1975

**2005-06 RESULTS (14-16)**

65	Miami (Fla.) †	76
68	Northern Ariz. †	59
49	UNC Greensboro †	61
65	Oklahoma St.	74
84	Texas-Dallas ■	74
78	Texas Wesleyan ■	64
79	Tex. Permian Basin ■	65
55	Texas	93
63	TCU	71
94	San Diego	91
87	Texas-Tyler ■	72
83	Radford †	66
51	New Mexico	63
67	Northwestern St. ■	79
83	Texas St. ■	64
89	Lamar	93
71	Southeastern La. ■	63
82	Nicholls St. ■	54
65	Stephen F. Austin	59
81	Sam Houston St.	91
63	McNeese St.	66
66	La.-Monroe	80
79	Northwestern St.	82
71	UTSA ■	74
75	Lamar ■	73
78	Nicholls St.	63
62	Southeastern La.	71
76	Sam Houston St. ■	80
71	McNeese St. ■	62
84	Sam Houston St.	86

Nickname: Mavericks  
 Colors: Royal Blue & White  
 Arena: Texas Hall  
 Capacity: 4,200; Year Built: 1965  
 AD: Peter D. Carlson  
 SID: Bill Pettit

**TEXAS-DALLAS**

Richardson, TX 75083-0688 .....III

Coach: Terry Butterfield, Eckerd 1979

**2005-06 RESULTS (11-15)**

58	Ill. Wesleyan †	71
69	Alma †	71
74	Texas-Arlington	84
88	McMurry ■	91
47	Hardin-Simmons ■	58
43	Texas Lutheran	55
57	Schreiner	55
85	Concordia-Austin ■	62
61	Mary Hardin-Baylor ■	76
73	Howard Payne	87
63	Sul Ross St.	68
81	Austin ■	64
63	Ozarks (Ark.) ■	55
66	Mississippi Col.	76
75	Louisiana Col.	65
75	LeTourneau	68
65	East Tex. Baptist	76
64	Texas-Tyler	73
73	LeTourneau ■	60
84	East Tex. Baptist ■	79
77	Texas-Tyler ■	71
73	Austin	40
74	Ozarks (Ark.)	76
55	Mississippi Col. ■	76
91	Louisiana Col. ■	84
70	Howard Payne	74

Nickname: Comets

Colors: Forest Green & Orange  
 Arena: UTD Activity Center  
 Capacity: 2,500; Year Built: 1998  
 AD: Chris C. Gage  
 SID: Tricia Hoffmann

**UTEP**

El Paso, TX 79968 .....I

Coach: Doc Sadler, Arkansas 1982

**2005-06 RESULTS (21-10)**

78	Western N.M. ■	51
97	Tex. Permian Basin ■	54
72	New Mexico	76
64	New Mexico St.	55
82	Texas Southern ■	59
59	La.-Lafayette ■	65
80	New Mexico St. ■	67
72	Pacific ■	66
74	Mississippi Val. ■	58
64	Georgetown ■	76
60	Texas Tech	61
56	Syracuse	69
80	SMU	67
58	East Caro. ■	45
75	Tulane ■	47
53	Marshall	51
57	SMU ■	53
57	Houston	63
69	Tulsa	62
65	UAB ■	37
77	Southern Miss.	72
60	Alabama A&M ■	44
58	Rice ■	47
56	Memphis	66
69	Houston ■	63
49	Tulsa ■	45
55	UCF	66
66	Southern Miss. †	47
60	UAB †	63
85	Lipscomb ■	66
67	Michigan	82

Nickname: Miners  
 Colors: Dark Blue, Orange & Silver  
 Arena: Don Haskins Center  
 Capacity: 11,500; Year Built: 1977  
 AD: Bob Stull  
 SID: Jeff Darby

**TEX.-PAN AMERICAN**

Edinburg, TX 78541 .....I

Coach: Robert Davenport, Okla. Baptist 1988

**2005-06 RESULTS (6-24)**

87	Sul Ross St. ■	72
59	Illinois	71
66	Wichita St.	97
60	Texas Southern †	57
70	Kent St. †	82
54	Texas	82
68	Air Force ■	81
81	UTSA	101
50	Texas Tech	103
57	Texas St. ■	58
52	Stephen F. Austin	71
53	Wright St.	63
54	Oregon St.	78
38	Arkansas	66
66	Tulsa ■	70
74	Northern Colo. ■	63
79	Texas St.	62
56	IPFW ■	61
54	SMU ■	84
64	Utah Valley St.	75
49	Northern Colo.	86
68	Texas A&M Int'l ■	53
62	St. Edward's ■	44
52	Utah Valley St. ■	55
58	South Dakota St.	75

45	North Texas	84
55	Tex. A&M-Corp. Chris ■	74
53	South Dakota St. ■	57
69	Tex. A&M-Corp. Chris	93
54	IPFW	55

Nickname: Broncs  
 Colors: Forest Green, Orange & White  
 Arena: UTPA Fieldhouse  
 Capacity: 4,000; Year Built: 1969  
 AD: Scott Street  
 SID: Joe Monaco

**UTSA**

San Antonio, TX 78249-0691 ....I

Coach: Tim Carter, Kansas 1979

**2005-06 RESULTS (11-17)**

81	Angelo St. ■	78
73	Cameron ■	56
46	Iowa	79
59	Tex. A&M-Corp. Chris ■	77
79	Murray St. ■	89
101	Tex.-Pan American ■	81
75	Jackson St. ■	78
72	New Mexico St.	74
88	Cal St. Fullerton †	76
76	St. Bonaventure †	55
83	Tex. A&M-Corp. Chris	91
68	Southeastern La.	72
74	McNeese St.	78
69	La.-Monroe ■	56
63	Sam Houston St. ■	71
76	Stephen F. Austin	67
59	Northwestern St.	70
68	La.-Monroe	77
67	Nicholls St. ■	50
82	Southeastern La. ■	95
100	McNeese St. ■	75
70	Lamar ■	77
74	Texas-Arlington	71
68	Texas St.	85
71	Stephen F. Austin ■	68
87	Sam Houston St.	90
64	Northwestern St. ■	85
61	Northwestern St.	75

Nickname: Roadrunners  
 Colors: Orange, Blue & White  
 Arena: Convocation Center  
 Capacity: 5,100; Year Built: 1971  
 AD: Lynn Hickey  
 SID: Rick Nixon

**TEXAS-TYLER**

Tyler, TX 75799 .....III

Coach: Matt Wallis, Austin

**2005-06 RESULTS (9-16)**

73	Centenary (La.)	84
75	Hardin-Simmons ■	65
91	McMurry ■	96
86	Schreiner	76
58	Texas Lutheran	55
106	Concordia-Austin ■	93
72	Texas-Arlington	87
71	Texas St.	84
57	Mary Hardin-Baylor ■	72
89	Sul Ross St.	97
91	Howard Payne	97
63	Ozarks (Ark.) ■	72
80	Austin ■	57
69	Louisiana Col.	66
57	Mississippi Col.	67
57	East Tex. Baptist	66
58	LeTourneau	71
73	Texas-Dallas ■	64
73	East Tex. Baptist ■	78
74	LeTourneau ■	58
71	Texas-Dallas	77
92	Ozarks (Ark.)	94
74	Austin	62

77	Louisiana Col. ■	79
73	Mississippi Col. ■	85

Nickname: Patriots  
 Colors: Orange & navy  
 Arena: Herrington Patriot Center  
 Capacity: 2,500  
 AD: Howard Patterson  
 SID: To be named

**THIEL**

Greenville, PA 16125 .....III

Coach: Mike Snell, Ohio 1985

**2005-06 RESULTS (5-22)**

71	La Roche ■	78
79	Capital	92
90	Kenyon †	92
61	Indiana (Pa.)	112
88	Lancaster Bible ■	72
58	Case Reserve	84
107	Penn St.-DuBois ■	59
74	Allegheny ■	82
79	Hiram	90
75	Lycoming †	94
80	Wooster	129
100	Westminster (Pa.)	117
73	Fredonia St.	81
84	Thomas More ■	92
55	Waynesburg	94
65	Grove City	81
71	Wash. & Jeff. ■	83
64	Bethany (W.V.) ■	102
66	Thomas More	73
68	Waynesburg ■	84
89	Fredonia St. ■	81
75	Grove City ■	70
68	Wash. & Jeff.	77
100	Westminster (Pa.) ■	111
64	Bethany (W.V.)	99
73	Wash. & Jeff.	72
70	Bethany (W.V.)	94

Nickname: Tomcats  
 Colors: Navy Blue & Old Gold  
 Arena: Rissell-Beeghly Gymnasium  
 Capacity: 1,000; Year Built: 1968  
 AD: Roseanne Gill-Jacobson  
 SID: Kevin Fenstermacher

**THOMAS**

Waterville, ME 04901 .....III

Coach: James Libby, Nasson

**2005-06 RESULTS (8-18)**

68	Bates	97
71	Me.-Farmington	77
79	Norwich	91
68	Newbury †	75
77	New England ■	91
85	New England Col. ■	80
70	St. Joseph's (Me.) ■	83
65	Colby	76
89	Me.-Presque Isle	70
68	Husson ■	93
79	Mount Ida	94
68	Maine Maritime	67
71	Elms ■	90
100	Becker ■	81
91	St. Joseph's (Me.)	99
64	Castleton St.	79
98	Johnson St.	85
75	Bowdoin	92
79	Anna Maria	92
78	Lesley	66
73	Maine Maritime ■	88
78	Me.-Farmington ■	71
68	Husson	92
92	Lasell ■	91
97	Mount Ida ■	110
67	Me.-Farmington	78

Nickname: Terriers  
 Colors: Black & Red  
 Arena: P.E. Center  
 Capacity: 1,000  
 AD: Heidi Poland  
 SID: To be named

**THOMAS MORE**

Crestview Hills, KY 41017 .....III

Coach: Terry Connor, Thomas More  
 1992

**2005-06 RESULTS (2-24)**

95	Anderson (Ind.)	99
63	Defiance †	81
110	Emory & Henry	150
72	Methodist †	82
65	Wilmington (Ohio)	78
60	Transylvania	83
51	Centre ■	68
67	Mt. St. Joseph	91
65	Transylvania ■	107
39	Northern Ky.	85
67	Ohio Wesleyan †	84
83	Nazareth †	89
77	Bethany (W.V.) ■	84
55	Wash. & Jeff. ■	69
92	Thiel	84
57	Grove City ■	66
74	Waynesburg	92
109	Westminster (Pa.)	134
55	Centre	81
73	Thiel ■	66
46	Bethany (W.V.)	71
62	Grove City	72
61	Waynesburg ■	77
92	Westminster (Pa.) ■	100
66	Wash. & Jeff.	88
92	Westminster (Pa.)	122

Nickname: Saints  
 Colors: Royal Blue, White & Silver  
 Arena: Connor Convocation Center  
 Capacity: 1,200; Year Built: 1989  
 AD: Terry Connor  
 SID: J. Ameer Rasheed

**TIFFIN**

Tiffin, OH 44883-2161 .....II

Coach: Andre'as James, Tiffin 1999

**2005-06 RESULTS (15-12)**

101	Ohio St.-Marion †	29
88	Temple Baptist ■	68
83	Daemen	75
63	Walsh	87
100	Houghton ■	59
83	Roberts Wesleyan ■	79
72	Ohio Dominican ■	63
62	Wilberforce	66
81	Missouri Valley †	74
79	Concordia (Mich.) †	65
74	Millikin †	72
55	Bluffton	63
77	Malone ■	83
55	Ohio Dominican	65
69	Shawnee St.	78
62	Mt. Vernon Naz.	48
76	Urbana ■	63
69	Cedarville	86
85	Rio Grande	75
70	Wilberforce ■	57
75	Shawnee St. ■	65
85	Malone	87
72	Urbana	83
74	Mt. Vernon Naz. ■	81
62	Rio Grande ■	48
71	Cedarville ■	78
43	Walsh ■	57

Nickname: Dragons  
 Colors: Green & Gold

Arena: Gillmor Student Center  
 Capacity: 1,500  
 AD: Ian S. Day  
 SID: Shane O'Donnell

**TOLEDO**

Toledo, OH 43606 .....I

Coach: Stan Joplin, Toledo 1979

**2005-06 RESULTS (20-11)**

73	South Carolina	85
64	Wright St. ■	53
72	SMU	60
85	IPFW ■	65
69	Northern Ill. ■	73
67	Ferris St. ■	55
83	St. Bonaventure ■	68
73	East Caro. ■	62
64	Oakland ■	61
68	Kent St.	76
58	Akron	75
73	Buffalo ■	70
52	Bowling Green	59
49	Miami (Ohio)	58
68	Ohio ■	71
67	Northern Ill.	66
88	Eastern Mich. ■	58
56	Ball St.	69
53	Western Mich.	57
78	Central Mich. ■	62
60	Kent St. ■	44
72	Bowling Green ■	64
63	Detroit	65
70	Eastern Mich.	59
81	Ball St. ■	54
81	Western Mich. ■	58
66	Central Mich.	64
77	Bowling Green ■	52
78	Northern Ill. †	77
77	Akron †	69
66	Kent St. †	71

Nickname: Rockets  
 Colors: Blue & Gold  
 Arena: John F. Savage Hall  
 Capacity: 9,000; Year Built: 1976  
 AD: Michael E. O'Brien  
 SID: Steve Easton

**TOWSON**

Towson, MD 21252-0001 .....I

Coach: Pat Kennedy, King's (Pa.) 1975

**2005-06 RESULTS (12-16)**

67	Loyola (Md.) ■	80
60	UMBC ■	55
71	Morgan St. ■	66
49	Norfolk St.	78
76	William & Mary ■	45
67	Northeastern	89
70	American	74
78	VMI ■	80
52	Syracuse †	86
69	Lehigh	66
86	Col. of Charleston	75
71	Old Dominion ■	85
99	James Madison	84
94	Hofstra ■	91
96	Delaware	92
46	UNC Wilmington	78
66	Georgia St. ■	62
61	Drexel	69
70	Hofstra	82
61	Delaware ■	76
75	Va. Commonwealth	81
84	Drexel ■	80
68	James Madison ■	76
53	George Mason	65
59	Va. Commonwealth ■	57
70	Georgia St.	69
70	Northeastern ■	86

64 Georgia St. † .....72

Nickname: Tigers  
 Colors: Gold, White & Black  
 Arena: Towson Center  
 Capacity: 5,000; Year Built: 1976  
 AD: Michael J. Hermann  
 SID: Peter Schlehr

**TRANSYLVANIA**

Lexington, KY 40508-1797 .....III

Coach: Brian Lane, Transylvania 1990

**2005-06 RESULTS (27-5)**

77	Maryville (Mo.)	71
64	Webster †	33
51	Wittenberg ■	62
73	Otterbein ■	72
83	Thomas More ■	60
66	Centre ■	61
62	Maryville (Tenn.)	67
88	Greenville ■	52
107	Thomas More	65
87	Maryville (Tenn.) †	80
76	DePauw †	72
54	Defiance	47
84	Anderson (Ind.) ■	82
77	Mt. St. Joseph	86
70	Bluffton	67
65	Hanover	63
68	Manchester ■	52
75	Franklin	69
85	Anderson (Ind.)	68
73	Mt. St. Joseph ■	59
84	Bluffton	62
78	Hanover ■	70
65	Manchester	75
74	Franklin	70
85	Defiance ■	53
87	Defiance ■	78
83	Mt. St. Joseph ■	79
63	Franklin ■	48
75	Bethany (W.V.) ■	56
91	Wooster ■	88
76	Mississippi Col. †	64
61	Wittenberg	74

Nickname: Pioneers  
 Colors: Crimson & White  
 Arena: Clive M. Beck Center  
 Capacity: 1,200; Year Built: 2002  
 AD: Jack Ebel  
 SID: Glenn Osborne

**TRI-STATE**

Angola, IN 46703 .....III

Coach: Rob Harmon, Ball St. 1991

**2005-06 RESULTS (11-15)**

84	Purdue-North Cent. ■	76
57	Taylor (Ind.) ■	71
80	Manchester	70
74	Anderson (Ind.)	87
79	Marygrove ■	52
57	Franklin	80
70	Wabash	82
62	Marian (Ind.)	103
79	Purdue-North Cent.	74
66	Rose-Hulman †	60
79	Calvin ■	85
75	Albion	86
61	IPFW	75
72	Olivet	58
62	Kalamazoo ■	56
77	Alma	70
82	Adrian ■	71
59	Hope ■	75
63	Calvin	76
77	Albion ■	72
77	Olivet	75
64	Kalamazoo	69
76	Alma ■	81

72 Adrian .....75  
 54 Hope .....66  
 58 Kalamazoo .....61

Nickname: Thunder  
 Colors: Royal blue & white  
 Arena: Hershey Hall  
 Capacity: 4,400  
 AD: David Anspaugh  
 SID: To be named

**TRINITY (CONN.)**

Hartford, CT 06106 .....III

Coach: Stan Ogradnik, Providence 1963

**2005-06 RESULTS (18-6)**

78	Cortland St. †	77
84	Frank. & Marsh	75
64	Eastern Conn. St.	66
64	Babson ■	32
91	Western Conn. St. ■	83
62	Curry ■	67
79	Lasell	65
67	Springfield ■	61
84	Hunter	55
78	Ursinus	74
75	Kean †	69
72	Elizabethtown †	86
89	Clark (Mass.) ■	62
88	Amherst	85
68	Connecticut Col. ■	53
63	Wesleyan (Conn.)	36
68	Colby ■	48
80	Bowdoin ■	65
79	Middlebury	68
52	Williams	77
80	Tufts ■	84
89	Bates ■	79
84	Colby ■	81
75	Tufts †	88

Nickname: Bantams  
 Colors: Blue & Gold  
 Arena: Oosting Gym  
 Capacity: 2,000; Year Built: 1963  
 AD: Richard J. Hazelton  
 SID: David Kingsley

**TRINITY (TEX.)**

San Antonio, TX 78212-7200 .....III

Coach: Pat Cunningham, Kalamazoo  
 1974

**2005-06 RESULTS (20-7)**

67	Va. Wesleyan	64
82	N.C. Wesleyan †	50
97	Howard Payne ■	85
87	Otterbein †	99
67	Caltech †	41
77	Southwestern (Tex.) ■	58
62	Tex. A&M-Corp. Chris	86
72	Manchester ■	55
53	Dominican (Ill.) ■	46
57	Bates †	63
74	Colby-Sawyer †	58
78	Sewanee	75
50	Centre	67
60	Oglethorpe ■	57
85	Millsaps ■	76
87	Rhodes ■	79
81	Hendrix ■	66
77	Rose-Hulman	55
64	DePauw	70
68	Southwestern (Tex.)	64
63	Dallas	49
87	Oglethorpe	80
88	Millsaps	80
86	Sewanee ■	80
70	Centre	65
83	Rhodes	87
64	Maryville (Tenn.) ■	83

Nickname: Tigers  
 Colors: Maroon & White  
 Arena: Earl C. Sams Gymnasium  
 Capacity: 1,850; Year Built: 1992  
 AD: Robert C. King  
 SID: Justin Parker

**TROY**

Troy, AL 36082 .....I

Coach: Don Maestri, Southern Miss.  
 1969

**2005-06 RESULTS (14-15)**

94	Quinnipiac †	83
71	Columbia	73
111	Oakwood ■	72
68	Southeastern La.	71
87	Stillman ■	66
77	Mississippi St.	88
71	Alabama St. ■	53
52	Bowling Green ■	60
54	Xavier	78
78	Duquesne	72
87	Niagara †	71
95	Belhaven ■	51
84	South Ala.	88
75	New Orleans	79
73	La.-Lafayette	50
76	Western Ky. ■	49
70	Middle Tenn. ■	57
77	North Texas	84
61	Denver	69
68	Arkansas St.	91
66	Ark.-Little Rock ■	73
62	New Orleans ■	58
75	La.-Lafayette ■	73
52	South Ala. ■	66
68	Florida Int'l	71
69	North Texas ■	81
79	Denver ■	68
107	Arkansas St. †	83
59	La.-Lafayette †	62

Nickname: Trojans  
 Colors: Cardinal, Silver & Black  
 Arena: Trojan Arena  
 Capacity: 4,000; Year Built: 1964  
 AD: Steve Dennis  
 SID: Jim Stephen

**TRUMAN**

Kirkville, MO 63501-4221 .....II

Coach: Jack Schrader, Arizona St. 1975

**2005-06 RESULTS (20-9)**

92	Lincoln Chrst. ■	42
56	Southeast Mo. St.	59
76	Quincy ■	62
89	Lincoln (Mo.) ■	71
83	Robert Morris-Chi. ■	56
62	Lincoln (Mo.)	53
69	Vennard ■	35
82	Southwest Baptist	86
81	Quincy	77
64	Neb.-Omaha †	60
77	Upper Iowa	67
91	Harris-Stowe ■	67
87	Washburn ■	78
77	Central Mo. St.	69
64	Mo. Southern St. ■	52
55	Pittsburg St.	68
49	Mo. Western St. ■	69
61	Emporia St.	58
60	Northwest Mo. St. ■	56
81	Washburn	72
76	Northwest Mo. St.	71
68	Emporia St. ■	67
57	Mo. Western St.	80
81	Pittsburg St. ■	76
68	Mo. Southern St.	67
62	Central Mo. St. ■	66

72	Southwest Baptist ■	82
90	Emporia St. †	96
63	Central Mo. St. †	67

Nickname: Bulldogs  
 Colors: Purple & White  
 Arena: Pershing  
 Capacity: 3,000; Year Built: 1959  
 AD: Jerry Wallmering  
 SID: Kevin White

**TUFTS**

Medford, MA 02155 .....III

Coach: Robert Sheldon, St. Lawrence  
 1977

**2005-06 RESULTS (23-7)**

55	Wittenberg †	69
94	Alfred †	74
72	Springfield	71
91	Western New Eng. ■	81
91	Mass.-Dartmouth ■	74
86	Brandeis ■	72
77	Plymouth St.	103
100	Keene St.	97
99	Clark (Mass.) ■	76
66	MIT ■	61
71	Babson ■	55
78	Colby	57
70	Bowdoin	84
88	Wheaton (Mass.)	70
80	Williams ■	82
80	Middlebury ■	63
95	Wesleyan (Conn.) ■	70
74	Connecticut Col. ■	65
95	Western Conn. St.	80
90	Mass.-Boston	81
91	Bates ■	76
72	Newbury	58
84	Trinity (Conn.)	80
70	Amherst	99
101	Williams ■	89
88	Trinity (Conn.) †	75
86	Amherst	94
83	Endicott †	60
68	Cortland St.	65
85	Amherst	90

Nickname: Jumbos  
 Colors: Brown & Blue  
 Arena: Cousens Gym  
 Capacity: 1,000; Year Built: 1932  
 AD: Bill Gehling  
 SID: Paul Sweeney

**TULANE**

New Orleans, LA 70118-5681...I

Coach: Dave Dickerson, Maryland 1989

**2005-06 RESULTS (12-17)**

77	New Orleans †	66
57	Texas A&M †	83
61	Butler	82
72	Valparaiso †	79
68	Fairfield †	80
56	TCU †	52
64	Seton Hall	83
83	St. Edward's †	91
64	Richmond ■	41
49	New Orleans	50
58	LSU	75
78	Savannah St. ■	60
55	Southern Miss.	67
57	Rice ■	60
47	UTEP	75
60	East Caro. ■	52
57	Houston ■	82
70	Rice	53
59	SMU ■	56
61	Marshall ■	36
87	Loyola (La.) ■	41
51	UCF	72

82	UAB	87
65	Memphis ■	105
66	East Caro.	53
50	Southern Miss. ■	47
59	Tulsa	63
64	Marshall †	58
56	Memphis	75

Nickname: Green Wave  
 Colors: Olive Green & Sky Blue  
 Arena: Avron B. Fogelman Arena  
 Capacity: 3,600; Year Built: 1933  
 AD: Rick Dickson  
 SID: John Sudsbury

**TULSA**

Tulsa, OK 74104-3189 .....I

Coach: Doug Wojcik, Navy 1986

**2005-06 RESULTS (11-17)**

72	Stephen F. Austin ■	82
71	Cal St. Northridge	77
73	Tex. A&M-Corp. Chris ■	67
53	Oklahoma ■	62
52	Oral Roberts	68
63	Northern Ariz.	58
56	Southern Ark. ■	51
78	Lamar	86
60	Southern U. ■	48
62	Eastern Mich.	67
49	Brigham Young	68
61	North Texas ■	67
70	Tex.-Pan American	66
54	UAB	84
72	Southern Miss. ■	63
66	Marshall ■	57
44	UCF	45
45	East Caro.	59
61	Memphis ■	84
62	UTEP ■	69
55	SMU	51
80	Rice ■	73
46	Houston	73
73	SMU ■	56
67	Memphis	78
45	UTEP	49
63	Tulane ■	59
61	Southern Miss. †	66

Nickname: Golden Hurricane  
 Colors: Old Gold, Royal Blue & Crimson  
 Arena: Donald W. Reynolds Center  
 Capacity: 8,355; Year Built: 1998  
 AD: Lawrence R. Cunningham  
 SID: Don Tomkalski

**TUSCULUM**

Greeneville, TN 37743 .....II

Coach: Jim Boone, West Virginia St.  
 1981

**2005-06 RESULTS (14-15)**

59	North Greenville	56
82	GC&SU †	72
74	Lander	69
62	Winston-Salem	64
65	Winston-Salem ■	75
80	Bluefield Col. ■	76
61	Lincoln Memorial	59
68	Augusta St. ■	62
91	West Liberty St. †	121
81	Glenville St.	72
87	Lincoln Memorial ■	77
76	S.C.-Aiken ■	67
77	Augusta St.	84
100	Wingate ■	92
77	Mars Hill	87
63	Catawba ■	79
79	Carson-Newman	71
63	Newberry	82
50	Presbyterian ■	65
59	Lenoir-Rhyne ■	67

92	Wingate	89
83	Mars Hill ■	72
92	Catawba	99
64	Carson-Newman ■	78
64	Newberry ■	66
53	Presbyterian	56
45	Lenoir-Rhyne	59
87	Catawba	84
62	Presbyterian †	67

Nickname: Pioneers  
 Colors: Black & Orange  
 Arena: Pioneer Arena  
 Capacity: 2,000; Year Built: 1998  
 AD: Ed Hoffmeyer  
 SID: Dom Donnelly

**TUSKEGEE**

Tuskegee, AL 36088 .....II

Coach: Ondray Wagner, Alabama A&M  
 1998

**2005-06 RESULTS (4-25)**

48	Clayton St.	104
70	Clayton St. ■	79
59	Montevallo	116
65	Clark Atlanta	70
53	Morehouse	84
59	Alabama A&M	69
69	Montevallo ■	77
66	Stillman	76
68	Fort Valley St. ■	74
59	Albany St. (Ga.) ■	74
62	Miles	72
66	LeMoyn-Owen	69
54	Stillman ■	64
68	Miles ■	71
55	LeMoyn-Owen ■	61
70	Clark Atlanta ■	71
63	Morehouse ■	73
60	Kentucky St.	83
72	Lane	67
67	Benedict ■	76
63	Paine ■	70
60	Fort Valley St.	91
64	Albany St. (Ga.)	70
46	Benedict	51
77	Paine	113
85	Lane ■	69
78	Kentucky St. ■	75
88	Morehouse †	84
51	Stillman †	67

Nickname: Golden Tigers  
 Colors: Crimson & Old Gold  
 Arena: James Center Arena  
 Capacity: 5,000; Year Built: 1987  
 AD: Emmett L. Taylor  
 SID: Arnold Houston

**UCLA**

Los Angeles, CA 90095-1405 .....I

Coach: Ben Howland, Weber St. 1979

**2005-06 RESULTS (32-7)**

83	New Mexico St. ■	70
54	Temple ■	47
56	Delaware St. ■	37
80	Memphis †	88
57	Drexel †	56
73	Albany (N.Y.) ■	65
69	Coppin St. ■	57
67	Nevada †	56
68	Michigan	61
74	Wagner ■	72
86	Sacramento St. ■	56
71	Stanford ■	54
61	California ■	68
85	Arizona	79
61	Arizona St.	60
63	Washington St. ■	61
65	Washington ■	69



66	Southern California ■	45
56	West Virginia ■	60
56	Oregon	49
63	Oregon St.	54
69	Arizona St. ■	60
84	Arizona ■	73
50	Washington St.	30
67	Washington	70
68	Southern California	71
78	Oregon St. ■	60
70	Oregon ■	53
67	California	58
75	Stanford	54
79	Oregon St. †	47
71	Arizona †	59
71	California †	52
78	Belmont †	44
62	Alabama †	59
73	Gonzaga †	71
50	Memphis †	45
59	LSU †	45
57	Florida †	73

Nickname: Bruins  
 Colors: Blue & Gold  
 Arena: Pauley Pavilion  
 Capacity: 12,819; Year Built: 1965  
 AD: Daniel G. Guerrero  
 SID: Marc Dellins

**UNION (N.Y.)**

Schenectady, NY 12308 .....III

Coach: Bob Montana, Brockport St. 1972

**2005-06 RESULTS (17-11)**

86	City Tech	69
82	Utica ■	71
64	Middlebury	68
73	Williams	67
75	Carnegie Mellon ■	79
72	Wash. & Jeff. ■	71
69	Lehman	62
66	Drew †	70
67	Nichols †	65
106	St. Joseph (Vt.) ■	62
58	Richard Stockton ■	66
88	Skidmore ■	71
84	Clarkson	60
60	St. Lawrence	61
65	Hamilton ■	68
73	Hobart ■	82
63	Rensselaer ■	59
68	Vassar ■	61
98	Skidmore	62
70	Hobart	78
70	Hamilton	80
90	St. Lawrence ■	84
69	Clarkson ■	63
93	Vassar	52
78	Rensselaer	71
73	St. Lawrence †	70
72	Hamilton	107
83	Ithaca ■	86

Nickname: Dutchmen  
 Colors: Garnet  
 Arena: Viniar Sports Complex  
 Capacity: 1,500; Year Built: 2004  
 AD: James McLaughlin  
 SID: Eric McDowell

**UPPER IOWA**

Fayette, IA 52142 .....II

Coach: Dave Martin, Upper Iowa 1990

**2005-06 RESULTS (4-26)**

72	St. Cloud St. ■	84
76	St. Joseph's (Ind.)	92
81	Minn.-Crookston ■	77
64	Wis.-Milwaukee	93
56	Minn. St. Moorhead	68

69	Northern St.	92
83	Southwest Minn. St. †	87
47	UNI	72
71	Minn. St. Mankato ■	86
68	Augustana (S.D.) †	79
55	Chadron St. †	80
71	St. Ambrose	56
46	Winona St.	77
56	Sioux Falls	74
67	Truman ■	77
76	Winona St. ■	91
59	Minn. St. Mankato	92
66	South Dakota	93
67	Neb.-Omaha ■	85
43	Grand Valley St. ■	75
77	Neb.-Omaha	99
53	Minn. St. Moorhead ■	69
57	Northern St. ■	73
51	Minn.-Crookston	63
53	North Dakota	74
57	Northern St.	76
72	Johnson & Wales (SC) †	67
69	Fla. Gulf Coast	78
64	Central St. (Ohio) †	56
53	St. Cloud St.	69

Nickname: Peacocks  
 Colors: Peacock Blue & White  
 Arena: Dorman Memorial Gym  
 Capacity: 2,000; Year Built: 1963  
 AD: Gil Cloud  
 SID: Howie Thompson

**URSINUS**

Collegeville, PA 19426-1000 ....III

Coach: Kevin Small, St. Joseph's 1991

**2005-06 RESULTS (21-7)**

61	New York U. †	64
93	Immaculata †	62
70	Lebanon Valley ■	46
82	Washington (Md.) ■	73
77	McDaniel	79
71	Gettysburg ■	62
82	Swarthmore	68
86	Drew ■	68
80	Whitman †	75
79	York (Pa.)	85
74	Trinity (Conn.) ■	78
86	Frank. & Marsh	80
72	Dickinson	53
69	Johns Hopkins	66
91	McDaniel ■	57
76	Muhlenberg ■	56
65	Swarthmore ■	60
87	Haverford	86
75	Frank. & Marsh. ■	59
83	Washington (Md.)	88
80	Dickinson	65
91	Gettysburg	66
89	Johns Hopkins ■	65
88	Haverford ■	61
70	Muhlenberg	74
92	Washington (Md.) ■	80
100	Johns Hopkins ■	82
82	Farmingdale ■	93

Nickname: Bears  
 Colors: Red, Old Gold & Black  
 Arena: D.L. Helfferich Hall  
 Capacity: 2,500; Year Built: 1972  
 AD: Brian Thomas  
 SID: Jill Yamma

**UTAH**

Salt Lake City, UT 84112-9008...I

Coach: Ray Giacoletti, Minot St. 1985

**2005-06 RESULTS (14-15)**

74	Texas St. ■	59
66	Rhode Island ■	50
67	Weber St.	62

67	Utah St. ■	66
94	Rice	96
52	Colorado	76
69	Southern Utah ■	53
43	Arizona ■	73
68	Adams St. ■	51
42	Washington St. †	69
80	High Point ■	44
64	New Mexico ■	49
60	Brigham Young	72
67	San Diego St. ■	72
78	Colorado St.	84
44	Air Force	66
59	UNLV ■	71
80	TCU ■	45
71	Wyoming	63
53	New Mexico	64
79	Brigham Young ■	60
67	San Diego St.	65
61	Colorado St. ■	69
51	Air Force ■	52
58	UNLV	65
65	TCU	69
79	Wyoming ■	70
74	Brigham Young †	70
47	Wyoming †	60

Nickname: Utes  
 Colors: Crimson & White  
 Arena: Jon M. Huntsman Center  
 Capacity: 15,000; Year Built: 1969  
 AD: Christopher Hill  
 SID: Mike Lageschulte

**UTAH ST.**

Logan, UT 84322-7400 .....I

Coach: Stew Morrill, Gonzaga 1974

**2005-06 RESULTS (23-9)**

72	Oral Roberts	67
59	Middle Tenn.	60
102	Lewis & Clark ■	65
66	Utah	67
79	Middle Tenn. ■	61
69	Weber St.	60
59	Hawaii	69
65	Oral Roberts ■	64
91	Brigham Young ■	80
76	Ark.-Little Rock ■	44
81	Binghamton ■	47
67	San Jose St.	56
96	Fresno St.	99
75	Boise St. ■	69
83	Idaho ■	58
64	Louisiana Tech ■	55
59	Nevada	53
72	South Dakota St. ■	51
63	Hawaii	52
86	New Mexico St.	93
63	Louisiana Tech	62
77	New Mexico St. ■	83
80	Idaho	42
66	Northwestern St. ■	63
64	Boise St.	62
57	Nevada ■	75
87	Fresno St. ■	77
61	San Jose St. ■	58
76	San Jose St. †	69
68	Louisiana Tech †	64
63	Nevada	70
61	Washington †	75

Nickname: Aggies  
 Colors: Navy Blue & White  
 Arena: Dee Glen Smith Spectrum  
 Capacity: 10,270; Year Built: 1970  
 AD: Randy Spetman  
 SID: Doug Hoffman

**UTAH VALLEY ST.**

Orem, UT 84058 .....I

Coach: Dick Hunsaker, Weber St. 1977

**2005-06 RESULTS (16-13)**

42	Colgate †	55
72	Md.-East. Shore †	75
77	Texas St. ■	45
82	Western Ill. ■	69
56	Idaho St.	72
59	Montana	75
71	Sacramento St. ■	69
68	Weber St. ■	49
75	Arizona St.	71
62	Boise St.	79
69	Cleveland St.	70
79	Montana Tech ■	54
62	Weber St.	69
69	High Point ■	82
52	North Dakota St.	61
56	South Dakota St.	66
61	Albany (N.Y.)	72
67	North Dakota St. ■	65
71	Northern Colo. ■	65
69	Tex. A&M-Corp. Chris ■	64
75	Tex.-Pan American ■	64
62	South Dakota St. ■	41
63	UMKC ■	61
55	Tex.-Pan American	52
64	Tex. A&M-Corp. Chris	75
70	Johnson & Wales (CO) ■	42
67	Idaho St.	68
75	Northern Colo.	61
73	Longwood	63

Nickname: Lakers  
 Colors: Blue, black & white  
 AD: Mike Jacobsen  
 SID: To be named

**UTICA**

Utica, NY 13502-4892 .....III

Coach: Andrew Goodemote, Albany (N.Y.) 1990

**2005-06 RESULTS (23-7)**

81	St. Joseph (Vt.) †	55
90	Utica/Rome	77
78	Oneonta St.	69
71	Union (N.Y.)	82
83	Skidmore	49
101	Cazenovia	70
80	Utica/Rome ■	72
78	Clarkson ■	52
58	St. John Fisher ■	66
74	Alfred ■	63
84	Hamilton ■	74
73	Hartwick	66
86	Elmira ■	46
70	Ithaca ■	57
73	Hobart ■	54
59	Nazareth	51
62	Rochester Inst.	71
74	Alfred	60
70	St. John Fisher	82
49	Oswego St.	63
71	Rochester Inst. ■	64
98	Nazareth ■	74
77	Ithaca	71
76	Elmira	58
88	Hartwick ■	53
77	Ithaca †	63
61	St. John Fisher	74
71	Gordon †	66
76	WPI	58
78	St. John Fisher †	94

Nickname: Pioneers  
 Colors: Navy Blue & Burnt Orange  
 Arena: Clark Athletic Center

Capacity: 2,200; Year Built: 1970  
AD: James A. Spartano  
SID: Gil Burgmaster

**UTICA/ROME**

Utica, NY 13504-3050 .....III

Coach: Tom Murphy, Springfield 1960

**2005-06 RESULTS (16-12)**

98 Albany Pharmacy ■.....	48
77 Utica ■.....	90
75 Geneseo St.....	72
95 Buffalo St. ■.....	90
75 Hamilton.....	88
84 Paul Smith.....	66
72 Utica.....	80
60 Vassar.....	67
90 New Paltz St.....	80
69 Oneonta St. ■.....	66
88 Oswego St.....	81
70 Cortland St. ■.....	76
102 Cazenovia ■.....	79
95 Brockport St.....	98
89 Oswego St. ■.....	93
67 Plattsburgh St. ■.....	69
94 Geneseo St. ■.....	92
83 Potsdam St.....	71
67 Cortland St.....	74
52 Potsdam St. ■.....	85
82 Brockport St. ■.....	62
85 Purchase St. ■.....	72
87 Fredonia St.....	68
91 Buffalo St.....	83
97 Potsdam St. ■.....	96
81 Cortland St. †.....	74
73 Plattsburgh St. †.....	94
88 Brockport St. ■.....	91

Nickname: Wildcats  
Colors: Royal Blue & Grey  
Arena: Campus Center Gym  
Capacity: 1,400; Year Built: 1987  
AD: Kevin Grimmer  
SID: Jim Lipocky

**VALDOSTA ST.**

Valdosta, GA 31698.....II

Coach: Mike Helfer, Capital 1989

**2005-06 RESULTS (17-11)**

89 Florida Tech.....	91
74 Gannon †.....	72
94 Barton †.....	100
79 St. Leo ■.....	63
98 Clark Atlanta ■.....	76
74 West Fla. ■.....	69
120 Carver Bible.....	64
105 P.R.-Rio Piedras †.....	82
111 Atlanta Christian ■.....	51
71 Fla. Memorial ■.....	62
97 Fla. Gulf Coast ■.....	78
69 UAB.....	98
82 Lincoln Memorial.....	89
72 West Ga.....	86
79 North Ala. ■.....	74
59 Ala.-Huntsville ■.....	61
87 West Ala. ■.....	77
75 Montevallo.....	79
96 Palm Beach Atl.....	69
62 Ala.-Huntsville.....	86
90 North Ala.....	82
103 West Ga. ■.....	72
82 Lincoln Memorial ■.....	67
59 West Ala.....	68
80 Montevallo ■.....	90
83 West Fla.....	80
79 Christian Bros. †.....	67
70 Delta St. †.....	74

Nickname: Blazers  
Colors: Red & Black  
Arena: The Complex

Capacity: 5,350; Year Built: 1982  
AD: Herb F. Reinhard III  
SID: Steve Roberts

**VALPARAISO**

Valparaiso, IN 46383-6493 .....I

Coach: Homer Drew, William Jewell 1966

**2005-06 RESULTS (17-12)**

74 IPFW.....	68
111 Ind.-South Bend ■.....	41
79 Tulane †.....	72
59 Iowa.....	72
54 Marquette.....	69
80 Charlotte.....	77
77 Duke.....	104
82 Longwood.....	79
62 UMKC ■.....	75
89 Centenary (La.).....	74
95 Oakland ■.....	64
105 Longwood ■.....	73
80 Oral Roberts ■.....	60
88 IPFW ■.....	72
82 Western Ill.....	68
76 Chicago St.....	90
61 Southern Utah.....	73
89 Oakland.....	95
82 IUPUI ■.....	87
99 Centenary (La.) ■.....	73
76 Southern Utah ■.....	64
67 IUPUI.....	75
76 Western Ill. ■.....	64
70 Chicago St. ■.....	64
88 Niagara ■.....	82
70 UMKC.....	73
78 Oral Roberts.....	87
77 Southern Utah †.....	66
58 Oral Roberts †.....	77

Nickname: Crusaders  
Colors: Brown & Gold  
Arena: Athletics-Recreation Center  
Capacity: 5,000; Year Built: 1984  
AD: Mark LaBarbera  
SID: Andy Viano

**VANDERBILT**

Nashville, TN 37212 .....I

Coach: Kevin Stallings, Purdue 1982

**2005-06 RESULTS (17-13)**

67 Jacksonville St. ■.....	46
81 Furman ■.....	60
85 UNC Greensboro ■.....	53
68 Georgetown.....	61
76 Oregon ■.....	75
83 Cincinnati ■.....	92
74 Alabama A&M ■.....	58
78 New Orleans ■.....	72
53 IUPUI ■.....	45
63 Dayton.....	60
67 Georgia Tech.....	76
74 Auburn ■.....	50
57 Kentucky.....	52
66 Arkansas.....	78
64 South Carolina ■.....	66
80 Mississippi St. ■.....	52
58 Florida.....	81
62 Tennessee.....	69
73 Georgia ■.....	74
74 Alabama.....	77
84 Kentucky ■.....	81
68 Florida ■.....	73
72 Georgia.....	55
66 LSU ■.....	77
57 South Carolina.....	56
77 Mississippi.....	62
59 Tennessee ■.....	68
76 Auburn †.....	71
73 LSU †.....	92

69 Notre Dame .....79

Nickname: Commodores  
Colors: Black & Gold  
Arena: Memorial Gymnasium  
Capacity: 14,316; Year Built: 1952  
AD: David Williams II  
SID: Rod Williamson

**VASSAR**

Poughkeepsie, NY 12604.....III

Coach: Mike Dutton, New Hampshire 1981

**2005-06 RESULTS (12-12)**

66 St. Joseph's (Me.) ■.....	63
69 Elms ■.....	58
69 Bard †.....	52
62 Connecticut Col.....	77
79 New Paltz St.....	74
95 Purchase St.....	68
65 Hartwick.....	55
67 Utica/Rome ■.....	60
70 Delaware Valley.....	76
83 Hobart.....	91
62 Hamilton.....	83
83 Rensselaer.....	90
60 St. Lawrence ■.....	76
58 Clarkson.....	45
73 City Tech ■.....	61
69 Skidmore.....	55
61 Union (N.Y.).....	68
68 Clarkson.....	65
70 St. Lawrence.....	81
70 Hamilton.....	93
65 Hobart ■.....	84
63 Rensselaer.....	67
52 Union (N.Y.) ■.....	93
78 Skidmore ■.....	55

Nickname: Brewers  
Colors: Burgundy & Gray  
Arena: Athletic & Fitness Facility  
Capacity: 850; Year Built: 2000  
AD: Sharon Beverly  
SID: Robin Jonathan Deutsch

**VERMONT**

Burlington, VT 05405.....I

Coach: Mike Lonergan, Catholic 1988

**2005-06 RESULTS (13-17)**

57 Harvard.....	65
77 Providence.....	87
62 Nevada ■.....	77
71 Wagner ■.....	67
68 Holy Cross ■.....	64
56 Iona.....	68
58 New Hampshire ■.....	53
52 Pittsburgh.....	63
77 Dartmouth.....	46
72 American ■.....	62
65 Siena ■.....	76
58 Stony Brook.....	61
68 UMBC ■.....	59
65 Hartford.....	63
82 Maine.....	85
65 Albany (N.Y.) ■.....	53
41 Boston U.....	43
60 Binghamton.....	61
64 New Hampshire.....	56
66 Hartford ■.....	75
71 Stony Brook ■.....	58
73 UMBC.....	86
79 Maine ■.....	48
42 Drexel.....	56
64 Albany (N.Y.).....	76
64 Boston U. ■.....	69
62 Binghamton ■.....	67
64 Boston U. †.....	61
66 Binghamton.....	59
67 Albany (N.Y.).....	80

Nickname: Catamounts  
Colors: Green & Gold  
Arena: Roy L. Patrick Gymnasium  
Capacity: 3,266; Year Built: 1963  
AD: Robert Corran  
SID: Bruce Bosley

**VILLA JULIE**

Stevenson, MD 21153-9999.....III

Coach: Brett Adams, York (Pa.) 1989

**2005-06 RESULTS (20-9)**

73 Goucher.....	68
100 Washington (Md.) ■.....	93
81 Johns Hopkins ■.....	78
70 St. Mary's (Md.) ■.....	72
73 Baptist Bible (Pa.) ■.....	63
71 Polytechnic (N.Y.).....	42
59 Catholic ■.....	67
56 Keystone.....	82
69 Elizabethtown ■.....	95
73 Kean ■.....	70
67 Penn St.-Berks ■.....	70
87 Hood.....	74
73 Phila. Bible.....	66
75 Keuka ■.....	62
85 Purchase St.....	68
68 Chestnut Hill ■.....	71
69 Polytechnic (N.Y.) ■.....	61
95 D'Youville.....	52
69 Penn St.-Berks.....	92
87 Cazenovia ■.....	44
67 Phila. Bible ■.....	50
80 Bard.....	58
89 Chestnut Hill.....	68
113 Purchase St. ■.....	68
62 Polytechnic (N.Y.) ■.....	52
69 Keuka †.....	63
77 Keystone.....	84
86 Baruch.....	71
48 Wm. Paterson †.....	72

Nickname: Mustangs  
Colors: Green, Black & White  
Arena: Villa Julie Student Union  
Capacity: 1,200; Year Built: 1997  
AD: Brett C. Adams  
SID: Jeb Barber

**VILLANOVA**

Villanova, PA 19085-1674.....I

Coach: Jay Wright, Bucknell 1983

**2005-06 RESULTS (28-5)**

78 Stony Brook ■.....	35
84 Lehigh ■.....	47
86 Rider †.....	57
85 Oklahoma ■.....	74
79 Bucknell.....	60
90 Longwood †.....	77
62 Penn.....	55
98 La Salle ■.....	57
75 Temple.....	53
76 Louisville.....	67
87 West Virginia ■.....	91
84 Rutgers.....	78
55 Texas.....	58
73 Seton Hall ■.....	64
80 Syracuse ■.....	65
49 South Fla.....	46
72 Notre Dame.....	70
79 Louisville.....	73
72 Marquette ■.....	67
71 St. Joseph's †.....	58
61 DePaul.....	51
69 Connecticut ■.....	64
75 Georgetown ■.....	65
74 Cincinnati.....	72
75 Connecticut.....	89
65 St. John's (N.Y.) ■.....	52

92 Syracuse .....	82
87 Rutgers † .....	55
54 Pittsburgh † .....	68
58 Monmouth † .....	45
82 Arizona † .....	78
60 Boston College † .....	59
62 Florida † .....	75

Nickname: Wildcats  
 Colors: Blue & White  
 Arena: Pavilion  
 Capacity: 6,500; Year Built: 1986  
 AD: Vincent Nicastro  
 SID: Mike Sheridan

**VIRGINIA**

Charlottesville, VA 22904-4821 ..I

Coach: Dave Leitao, Northeastern 1983

**2005-06 RESULTS (15-15)**

79 Liberty ■ .....	44
59 Richmond .....	43
51 Arizona .....	81
72 Northwestern ■ .....	57
54 Georgia Tech .....	63
60 Fordham ■ .....	62
69 Gonzaga .....	80
98 Loyola (Md.) ■ .....	59
77 UMBC † .....	66
71 Hartford ■ .....	62
68 Western Ky. .....	78
64 Clemson ■ .....	58
82 Florida St. ■ .....	87
54 Virginia Tech .....	49
72 North Carolina ■ .....	68
71 Miami (Fla.) ■ .....	51
63 Duke .....	82
64 North Carolina St. ....	66
75 Wake Forest ■ .....	73
65 Maryland .....	76
81 Virginia Tech ■ .....	77
91 Longwood ■ .....	56
62 Florida St. .....	76
72 Boston College ■ .....	58
64 Clemson .....	90
54 North Carolina .....	99
70 Maryland .....	71
60 Virginia Tech † .....	56
67 North Carolina † .....	79
49 Stanford .....	65

Nickname: Cavaliers  
 Colors: Orange & Blue  
 Arena: John Paul Jones Arena  
 Capacity: 15,219; Year Built: 2006  
 AD: Craig K. Littlepage  
 SID: Rich Murray

**VA. COMMONWEALTH**

Richmond, VA 23284-3013 .....

Coach: Jeff Capel III, Duke 1997

**2005-06 RESULTS (19-10)**

47 Appalachian St. ....	51
62 Houston .....	61
69 Elon ■ .....	49
40 UNC Wilmington .....	60
87 Hofstra ■ .....	64
49 Richmond ■ .....	37
76 Col. of Charleston ■ .....	71
67 Georgia St. ■ .....	54
91 Longwood ■ .....	80
84 Hampton .....	44
62 UAB .....	68
60 George Mason .....	73
62 Drexel ■ .....	60
76 James Madison .....	48
75 Old Dominion .....	78
69 William & Mary ■ .....	60
71 James Madison ■ .....	55
56 Delaware .....	52

79 Georgia St. ....	68
81 Towson ■ .....	75
74 Northeastern .....	79
61 George Mason ■ .....	73
80 Old Dominion ■ .....	74
57 Towson .....	59
70 Albany (N.Y.) ■ .....	67
54 UNC Wilmington ■ .....	61
77 William & Mary .....	59
62 William & Mary † .....	59
66 Hofstra † .....	72

Nickname: Rams  
 Colors: Black & Gold  
 Arena: Alltel Pavilion at the Stuart C. Siegel Center  
 Capacity: 7,500; Year Built: 1999  
 AD: Norwood Teague  
 SID: Phil Stanton

**VMI**

Lexington, VA 24450-0304 .....

Coach: Duggar Baucom, Charlotte 1995

**2005-06 RESULTS (7-20)**

49 Army ■ .....	53
55 North Carolina St. ....	75
61 James Madison .....	74
62 Old Dominion ■ .....	77
80 Virginia-Wise ■ .....	50
97 Ferrum ■ .....	74
72 Army .....	63
105 Southern Va. ■ .....	59
80 Towson .....	78
79 Loyola (Md.) ■ .....	87
68 Maryland .....	99
73 Charleston So. ■ .....	76
88 Coastal Caro. ■ .....	77
90 High Point ■ .....	100
84 Liberty ■ .....	68
53 Birmingham-So. ....	75
65 UNC Asheville .....	83
77 Radford .....	101
69 Winthrop ■ .....	74
67 Liberty .....	71
59 Birmingham-So. ■ .....	74
65 Winthrop .....	98
74 UNC Asheville ■ .....	82
72 High Point .....	73
48 Charleston So. ....	59
63 Coastal Caro. .....	76
69 Radford ■ .....	77

Nickname: Keydets  
 Colors: Red, White, Yellow  
 Arena: Cameron Hall  
 Capacity: 5,029; Year Built: 1981  
 AD: Donald T. White  
 SID: Wade Branner

**VIRGINIA ST.**

Petersburg, VA 23806-0001 .....

Coach: Tony Collins, Virginia St. 1978

**2005-06 RESULTS (9-20)**

77 Pfeiffer .....	97
68 Montevallo .....	80
65 Fla. Southern † .....	76
66 Central St. (Ohio) .....	74
51 Salem Int'l .....	81
79 Catawba .....	100
47 Montevallo ■ .....	51
55 Central St. (Ohio) ■ .....	62
84 Catawba † .....	79
77 Lenoir-Rhyne .....	79
60 Fayetteville St. ■ .....	68
51 Bowie St. .....	70
68 Livingstone .....	60
77 Elizabeth City St. ■ .....	64
43 Virginia Union ■ .....	71
84 Shaw ■ .....	66

70 Winston-Salem ■ .....	79
74 Claffin ■ .....	90
92 St. Augustine's ■ .....	89
72 N.C. Central .....	57
77 St. Paul's .....	81
98 Johnson C. Smith .....	108
58 Virginia Union .....	74
62 Bowie St. ■ .....	57
74 Elizabeth City St. ....	79
70 Shaw .....	85
77 St. Paul's ■ .....	63
78 Fayetteville St. † .....	69
53 Johnson C. Smith † .....	56

Nickname: Trojans  
 Colors: Orange & Navy Blue  
 Arena: Daniel Gymnasium  
 Capacity: 3,454; Year Built: 1965  
 AD: Peggy L. Davis  
 SID: Paul Williams

**VIRGINIA TECH**

Blacksburg, VA 24061 .....

Coach: Seth Greenberg, Fairleigh Dickinson 1978

**2005-06 RESULTS (14-16)**

80 Radford ■ .....	50
71 Bowling Green ■ .....	72
54 Western Caro. ■ .....	40
74 Mt. St. Mary's ■ .....	62
71 Marshall ■ .....	54
77 Morgan St. ■ .....	49
56 Ohio St. .....	69
75 Duke .....	77
94 N.C. A&T ■ .....	66
73 St. John's (N.Y.) ■ .....	64
59 Stanford † .....	52
74 William & Mary ■ .....	64
55 Old Dominion .....	58
77 James Madison .....	58
68 Florida St. .....	74
61 North Carolina ■ .....	64
49 Virginia ■ .....	54
72 Maryland .....	81
67 Duke ■ .....	80
76 Wake Forest .....	70
63 Georgia Tech ■ .....	62
73 Boston College ■ .....	74
75 Clemson .....	74
77 Virginia .....	81
64 North Carolina St. ■ .....	70
59 Miami (Fla.) .....	70
72 Florida St. ■ .....	61
81 Clemson ■ .....	86
57 Boston College .....	59
56 Virginia † .....	60

Nickname: Hokies  
 Colors: Burnt Orange & Chicago Maroon  
 Arena: Cassell Coliseum  
 Capacity: 9,847; Year Built: 1961  
 AD: James C. Weaver  
 SID: Bill Dyer

**VIRGINIA UNION**

Richmond, VA 23220-1790 .....

Coach: Dave Robbins, Catawba 1966

**2005-06 RESULTS (30-4)**

67 Mountain St. Univ. † .....	69
97 N.C. Central .....	59
95 Dist. Columbia ■ .....	42
90 California (Pa.) ■ .....	75
84 Columbus St. ■ .....	64
74 Lincoln (Mo.) † .....	49
65 Johnson C. Smith † .....	51
60 Bowie St. † .....	44
59 Winston-Salem ■ .....	42
77 Johnson C. Smith .....	87

86 Fayetteville St. ....	49
89 St. Paul's ■ .....	64
71 Virginia St. ....	43
76 St. Paul's .....	41
74 Bowie St. .....	66
69 Elizabeth City St. ■ .....	57
89 Shaw ■ .....	63
81 Livingstone ■ .....	48
77 St. Augustine's ■ .....	76
63 Bowie St. ■ .....	75
74 Virginia St. ■ .....	58
69 Shaw .....	49
74 N.C. Central ■ .....	50
86 Dist. Columbia .....	63
76 Elizabeth City St. ....	63
76 N.C. Central † .....	51
95 Elizabeth City St. † .....	54
71 Johnson C. Smith † .....	64
82 Wingate ■ .....	66
75 Columbus St. ■ .....	69
76 GC&SU ■ .....	73
60 SIU Edwardsville † .....	58
68 Seattle Pacific † .....	63
61 Winona St. † .....	73

Nickname: Panthers  
 Colors: Steel & Maroon  
 Arena: Barco-Stevens Hall  
 Capacity: 2,200; Year Built: 1939  
 AD: Michael Bailey  
 SID: Jim Junot

**VA. WESLEYAN**

Norfolk, VA 23502-5599 .....

Coach: David Macedo, Wilkes 1996

**2005-06 RESULTS (30-3)**

64 Trinity (Tex.) ■ .....	67
96 N.C. Wesleyan ■ .....	61
80 Chris. Newport .....	61
62 Salisbury .....	66
62 Hampden-Sydney ■ .....	74
58 Roanoke .....	41
72 Wash. & Lee .....	50
78 East. Mennonite .....	75
108 N.C. Wesleyan .....	89
98 Apprentice ■ .....	51
77 Methodist ■ .....	68
69 Lynchburg .....	66
110 Emory & Henry ■ .....	91
92 Guilford ■ .....	62
78 Bridgewater (Va.) ■ .....	75
78 Randolph-Macon .....	65
68 Hampden-Sydney .....	53
68 Wash. & Lee ■ .....	53
72 Roanoke ■ .....	50
81 Guilford .....	72
107 Emory & Henry .....	65
68 Randolph-Macon ■ .....	52
70 Lynchburg ■ .....	51
74 Bridgewater (Va.) .....	56
84 East. Mennonite ■ .....	51
75 East. Mennonite † .....	72
72 Guilford † .....	69
81 Randolph-Macon † .....	78
71 Farmingdale ■ .....	63
72 Lincoln (Pa.) ■ .....	71
46 Wm. Paterson ■ .....	35
81 Ill. Wesleyan † .....	79
59 Wittenberg † .....	56

Nickname: Blue Marlins  
 Colors: Navy Blue & Silver  
 Arena: Batten Center  
 Capacity: 1,400; Year Built: 2002  
 AD: Sonny A. Travis  
 SID: Joe Wasiluk



**WABASH**

Crawfordsville, IN 47933 .....III

Coach: Mac Petty, Tennessee 1968

**2005-06 RESULTS (16-10)**

73 Alma ■	54
67 Ill. Wesleyan ■	79
59 Hanover	62
63 Bethany (Kan.) ■	70
77 Phila. Bible †	35
68 DePauw ■	57
90 Oberlin ■	59
82 Tri-State ■	70
85 Denison	73
68 Franklin ■	58
82 Greenville ■	57
70 Allegheny ■	63
76 Hiram ■	52
55 Ohio Wesleyan	61
76 Wooster ■	111
59 Earlham	71
88 Kenyon ■	68
48 Wittenberg	63
91 Oberlin	66
68 Ohio Wesleyan ■	71
92 Denison ■	80
72 Earlham ■	66
71 Wooster	95
51 Wittenberg ■	46
81 Kenyon	63
69 Earlham ■	78

Nickname: Little Giants  
 Colors: Scarlet  
 Arena: Chadwick Court  
 Capacity: 1,636; Year Built: 1917  
 AD: Vernon H. Mummert  
 SID: Brent Harris

**WAGNER**

Staten Island, NY 10301-4495...I

Coach: Mike Deane, Potsdam St. 1974

**2005-06 RESULTS (13-14)**

86 John Jay ■	44
75 American ■	59
67 Vermont	71
72 Brown	59
73 Yale	69
83 Columbia ■	71
63 Rhode Island	61
72 UCLA	74
67 Stony Brook ■	54
90 Robert Morris	95
81 Quinnipiac ■	63
50 Sacred Heart	61
62 Sacred Heart ■	70
61 St. Francis (Pa.) ■	68
75 Robert Morris ■	69
68 St. Francis (N.Y.) ■	58
40 Central Conn. St.	57
65 Long Island	75
72 Fairleigh Dickinson ■	87
58 Monmouth ■	74
49 St. Francis (N.Y.)	57
55 Monmouth	61
55 Central Conn. St. ■	74
64 Quinnipiac	60
72 Fairleigh Dickinson	66
60 Long Island ■	75
77 Mt. St. Mary's	66

Nickname: Seahawks  
 Colors: Green & White  
 Arena: Spiro Sports Center  
 Capacity: 2,100; Year Built: 1999  
 AD: Walt Hameline  
 SID: Todd Vatter

**WAKE FOREST**

Winston-Salem, NC 27109 .....I

Coach: Skip Prosser, Merchant Marine 1972

**2005-06 RESULTS (17-17)**

78 Mississippi Val. ■	64
83 George Mason ■	78
72 Florida †	77
78 Texas Tech †	73
79 UNC Asheville ■	63
91 Appalachian St. ■	78
91 Wisconsin ■	88
78 Elon	59
81 DePaul ■	84
61 Princeton ■	42
47 Richmond	40
87 Charleston So. ■	47
58 East Caro. ■	54
64 Duke ■	82
73 Clemson	74
86 Maryland	90
86 Georgia Tech ■	71
82 North Carolina St.	92
68 Florida St. ■	75
70 Virginia Tech ■	76
69 Miami (Fla.)	78
73 Virginia	75
66 Boston College ■	72
59 Charlotte ■	56
70 Duke	93
72 North Carolina ■	83
74 Clemson ■	68
61 Georgia Tech	76
65 Boston College	80
76 North Carolina St. ■	63
78 Florida St. †	66
82 North Carolina St. †	71
66 Duke †	78
58 Minnesota	73

Nickname: Demon Deacons  
 Colors: Old Gold & Black  
 Arena: Lawrence Joel Coliseum  
 Capacity: 14,665; Year Built: 1989  
 AD: Ronald D. Wellman  
 SID: Dean Buchan

**WARTBURG**

Waverly, IA 50677-1003 .....III

Coach: Dick Peth, Iowa 1981

**2005-06 RESULTS (19-6)**

79 Concordia-M'head ■	63
63 Briar Cliff ■	68
80 St. Scholastica †	68
73 UC Santa Cruz †	44
74 Luther ■	61
111 Grinnell	97
95 Ashford ■	54
74 Mary Washington †	66
65 Wis.-Oshkosh †	57
63 Loras	64
80 Cornell College	73
96 Central (Iowa) ■	81
68 Simpson	51
75 Dubuque	65
94 Buena Vista ■	77
73 Coe ■	71
69 Central (Iowa)	51
86 Dubuque ■	66
76 Simpson ■	67
65 Luther	66
65 Coe	75
77 Loras ■	67
65 Buena Vista	68
88 Cornell College ■	66
62 Buena Vista ■	64

Nickname: Knights  
 Colors: Orange & Black  
 Arena: Knights Gym

Capacity: 1,800; Year Built: 1949  
 AD: Rick Willis  
 SID: Mark Adkins

**WASHBURN**

Topeka, KS 66621 .....II

Coach: Bob Chipman, Kansas St. 1973

**2005-06 RESULTS (10-16)**

90 Eastern N.M. †	85
74 Fort Hays St.	84
94 Ottawa ■	69
75 Sterling (Kan.) ■	57
76 Southeastern Okla. ■	75
67 Central Okla. ■	83
88 Newman ■	68
68 Central Mo. St. ■	76
79 Tex. A&M-Commerce †	73
51 Central Ark. †	73
64 Cameron †	66
78 Truman	87
60 Northwest Mo. St. ■	77
76 Emporia St.	80
64 Southwest Baptist ■	90
71 Pittsburg St. ■	58
60 Mo. Southern St.	56
71 Mo. Western St.	75
72 Truman ■	81
67 Mo. Western St. ■	61
82 Mo. Southern St. ■	75
60 Pittsburg St.	67
63 Southwest Baptist	76
55 Emporia St. ■	65
58 Northwest Mo. St.	73
69 Central Mo. St.	75

Nickname: Ichabods  
 Colors: Yale Blue & White  
 Arena: Lee Arena  
 Capacity: 3,904; Year Built: 1984  
 AD: Loren Ferre'  
 SID: Gene Cassell

**WASHINGTON**

Seattle, WA 98195 .....I

Coach: Lorenzo Romar, Cincinnati 1992

**2005-06 RESULTS (26-7)**

118 Morgan St. ■	51
87 Wis.-Green Bay ■	54
85 Air Force ■	74
99 American ■	82
90 Idaho ■	67
112 Loyola Marymount ■	65
99 Gonzaga ■	95
81 New Mexico †	71
91 Eastern Wash. ■	74
54 Lehigh ■	37
91 Arizona St. ■	67
95 Arizona ■	96
87 Cornell ■	71
71 Washington St. ■	78
86 Southern California	77
69 UCLA	65
69 Oregon St. ■	65
78 Oregon ■	59
69 California	71
67 Stanford	76
64 Washington St.	77
87 Southern California ■	73
70 UCLA ■	67
75 Oregon	72
96 Oregon St.	63
75 Stanford ■	57
73 California ■	62
91 Arizona St.	66
70 Arizona	67
73 Oregon †	84
75 Utah St. †	61
67 Illinois †	64
92 Connecticut †	98

Nickname: Huskies  
 Colors: Purple & Gold  
 Arena: Bank of America Arena  
 Capacity: 10,000; Year Built: 1927  
 AD: Todd Turner  
 SID: Dan Lapse

**WASH. & JEFF.**

Washington, PA 15301-4801 ...III

Coach: Karel Jelinek, Hamilton 1990

**2005-06 RESULTS (10-16)**

68 Carnegie Mellon †	96
77 Allegheny †	78
67 Ohio Wesleyan ■	70
66 Kenyon	67
33 West Virginia	83
66 Skidmore	71
71 Union (N.Y.)	72
64 La Roche ■	62
54 Pacific Lutheran †	63
64 Ramapo †	79
78 Elmira †	84
71 Waynesburg ■	66
75 Maritime (N.Y.) ■	72
72 Wooster ■	97
69 Thomas More	55
83 Bethany (W.V.)	100
108 Westminster (Pa.) ■	86
83 Thiel	71
72 Grove City ■	57
77 Waynesburg	71
103 Westminster (Pa.)	107
75 Bethany (W.V.) ■	86
77 Thiel ■	68
88 Thomas More ■	66
56 Grove City	76
72 Thiel ■	73

Nickname: Presidents  
 Colors: Red & Black  
 Arena: Henry Memorial Center  
 Capacity: 2,000; Year Built: 1970  
 AD: Bill Dukett/William Dukett  
 SID: Scott McGuinness

**WASH. & LEE**

Lexington, VA 24450 .....III

Coach: Adam Hutchinson, Amherst 1993

**2005-06 RESULTS (4-19)**

68 Manhattanville ■	73
44 Southwestern (Tex.) ■	59
71 Emory	76
56 John Carroll †	86
66 Eastern Conn. St. †	72
56 Bridgewater (Va.)	64
42 Randolph-Macon ■	71
50 Va. Wesleyan ■	72
98 Guilford	92
76 Roanoke ■	70
86 East. Mennonite	98
60 Lynchburg	62
57 Hampden-Sydney ■	58
47 Bridgewater (Va.) ■	70
53 Va. Wesleyan	68
67 Randolph-Macon	71
75 Emory & Henry ■	94
46 Roanoke	62
63 Hampden-Sydney	84
78 Lynchburg	71
97 Emory & Henry	122
91 East. Mennonite ■	68
74 Guilford	75

Nickname: Generals  
 Colors: Royal Blue & White  
 Arena: Warner Center  
 Capacity: 2,500; Year Built: 1972  
 AD: George C. O'Connell Jr.  
 SID: Brian Laubscher



**WASHINGTON (MD.)**  
 Chestertown, MD 21620-1197 .III

Coach: Rob Nugent, Mass. Liberal Arts  
 1997

**2005-06 RESULTS (13-14)**

90 Hood †	81
93 Villa Julie	100
85 McDaniel †	91
74 Salisbury ■	89
73 Ursinus	82
81 Dickinson	74
83 Haverford ■	81
97 Muhlenberg ■	86
88 St. Mary's (Md.) ■	87
80 Navy	106
84 Hamilton ■	94
70 Johns Hopkins ■	90
60 Gettysburg	75
72 Frank. & Marsh.	65
65 Dickinson ■	55
78 McDaniel ■	75
56 Muhlenberg	81
65 Swarthmore	62
81 Johns Hopkins	85
88 Ursinus ■	83
59 Gettysburg ■	62
75 Haverford	85
74 Frank. & Marsh. ■	64
92 Swarthmore ■	88
89 McDaniel	94
85 Muhlenberg ■	79
80 Ursinus	92

Nickname: Shoremen  
 Colors: Maroon & Black  
 Arena: Frank C. Russell Gymnasium at  
 Cain Athletic Center  
 Capacity: 1,200; Year Built: 1957  
 AD: Bryan Matthews  
 SID: Phil Ticknor

**WASHINGTON ST.**  
 Pullman, WA 99164-1602 .....I

Coach: Dick Bennett, Ripon 1965

**2005-06 RESULTS (11-17)**

86 UC Riverside ■	55
68 Brigham Young ■	76
63 Idaho ■	37
63 Wyoming ■	47
58 Kansas St. ■	57
53 Gonzaga	67
60 San Diego St.	49
61 Portland ■	46
69 Utah †	42
52 Arizona ■	70
64 Arizona St. ■	49
78 Washington	71
61 UCLA	63
66 Southern California	71
50 Oregon ■	52
50 Oregon St. ■	59
59 Stanford	69
53 California	55
77 Washington ■	64
30 UCLA ■	50
60 Southern California ■	47
62 Oregon St.	71
37 Oregon	67
41 California ■	43
37 Stanford ■	39
61 Arizona	66
55 Arizona St.	68
55 Oregon †	66

Nickname: Cougars  
 Colors: Crimson & Gray  
 Arena: Friel Court  
 Capacity: 11,566; Year Built: 1973  
 AD: James Sterk  
 SID: Craig Lawson

**WASHINGTON-ST. LOUIS**  
 St. Louis, MO 63130-4899.....III

Coach: Mark Edwards, Washington-St.  
 Louis 1969

**2005-06 RESULTS (17-8)**

73 Robert Morris-Chi. †	76
84 Simpson †	96
83 Webster ■	63
73 Claremont-M-S †	68
70 Pomona-Pitzer †	60
67 Dallas ■	43
80 Wis. Lutheran ■	65
68 Blackburn	50
56 Ill. Wesleyan ■	83
104 Fontbonne ■	69
84 Maryville (Mo.)	59
74 Chicago ■	68
71 Emory	74
86 Case Reserve	69
65 New York U. ■	59
61 Brandeis ■	52
67 Rochester ■	62
80 Carnegie Mellon ■	86
72 Carnegie Mellon	79
55 Rochester	67
111 Case Reserve ■	74
102 Emory ■	100
78 Brandeis	68
63 New York U.	59
57 Chicago	67

Nickname: Bears  
 Colors: Red & Green  
 Arena: WU Field House  
 Capacity: 3,000; Year Built: 1984  
 AD: John M. Schael  
 SID: Chris Mitchell

**WAYNE ST. (MICH.)**  
 Detroit, MI 48202-3489 .....II

Coach: David Greer, Bowling Green  
 1983

**2005-06 RESULTS (11-14)**

85 West Virginia St.	79
77 Bellarmine	85
113 Marygrove ■	45
48 Gannon	53
61 Mercyhurst	65
52 West Virginia St. ■	75
59 Hillsdale	62
78 Indianapolis	61
59 Southern Ind. †	78
68 Bellarmine ■	59
101 Illinois Tech ■	65
68 Northwood ■	52
85 Ashland ■	83
75 Findlay ■	78
56 Michigan Tech	59
67 Northern Mich.	72
55 Grand Valley St. ■	65
68 Lake Superior St. ■	50
68 Findlay	82
59 Ashland	56
61 Mercyhurst ■	62
74 Gannon †	57
65 Ferris St.	70
66 Saginaw Valley	70
86 Hillsdale ■	79

Nickname: Warriors  
 Colors: Green & Gold  
 Arena: Matthaai Building  
 Capacity: 2,000; Year Built: 1966  
 AD: Robert Fournier  
 SID: Eva McGillivray

**WAYNE ST. (NEB.)**  
 Wayne, NE 68787-1172 .....II

Coach: Rico Burkett, North Dakota 1993

**2005-06 RESULTS (8-17)**

80 St. Cloud St. †	78
41 Minn. St. Mankato	73
76 Neb.-Kearney ■	74
70 Fort Lewis	86
48 Adams St. †	74
60 South Dakota ■	71
67 Morningside ■	76
79 St. Cloud St.	78
64 Northern St. ■	78
86 Minn. St. Moorhead ■	53
91 Winona St. ■	98
82 Concordia-St. Paul ■	78
68 Minn.-Crookston	54
66 Bemidji St.	75
74 Neb.-Kearney	88
60 Southwest Minn. St. ■	81
63 Southwest Minn. St.	64
65 Bemidji St. ■	59
70 Minn.-Crookston ■	53
56 Concordia-St. Paul	66
63 Winona St.	90
68 Minn. St. Moorhead	59
51 Northern St.	73
57 Southwest Minn. St.	71

Nickname: Wildcats  
 Colors: Black & Gold  
 Arena: Rice Auditorium  
 Capacity: 2,500; Year Built: 1960  
 AD: Eric Schoh  
 SID: Mike Grosz

**WAYNESBURG**  
 Waynesburg, PA 15370 .....III

Coach: Frank Ferraro, Duquesne 1975

**2005-06 RESULTS (16-11)**

95 Gallaudet †	89
90 Mt. Aloysius	104
64 Frosburg St.	79
75 Pitt.-Greensburg ■	66
67 La Roche	58
106 Mt. Aloysius ■	78
70 Penn St.-Altoona	75
78 Penn St.-New Kens.	53
77 Muskingum	93
66 Wash. & Jeff.	71
91 Penn St.-Fayette ■	83
93 Bethany (W.V.)	102
96 Southern Va. ■	70
70 Grove City	60
94 Thiel ■	55
92 Thomas More ■	74
117 Westminster (Pa.) ■	87
71 Wash. & Jeff. ■	77
65 Hood ■	82
84 Thiel	68
69 Bethany (W.V.) ■	89
77 Thomas More	61
64 Grove City	63
82 Westminster (Pa.)	94
67 Grove City ■	60
87 Westminster (Pa.)	75
64 Bethany (W.V.)	95

Nickname: Yellow Jackets  
 Colors: Orange & Black  
 Arena: Marisa Field House  
 Capacity: 1,350; Year Built: 1985  
 AD: Rudy Marisa  
 SID: Matthew Kifer

**WEBER ST.**  
 Ogden, UT 84408-2701 .....I

Coach: Joe Cravens, Texas-Arlington  
 1977

**2005-06 RESULTS (10-17)**

77 Western Mont. ■	66
66 Boise St.	61
82 Montana Tech ■	51
62 Utah ■	67
47 Southern Utah	68
66 Boise St. ■	74
49 Utah Valley St.	68
60 Utah St. ■	69
54 Brigham Young	80
85 Southern Utah ■	72
74 IPFW	67
69 Utah Valley St. ■	62
48 Wyoming	58
65 Montana St.	81
65 Montana	71
82 Northern Ariz. ■	88
66 Sacramento St. ■	73
59 Portland St.	73
50 Eastern Wash.	59
66 Idaho St. ■	61
72 Montana ■	67
67 Montana St. ■	56
76 Sacramento St.	73
69 Northern Ariz.	77
73 Eastern Wash. ■	76
66 Portland St. ■	77
74 Idaho St.	81

Nickname: Wildcats  
 Colors: Royal Purple & White  
 Arena: Dee Events Center  
 Capacity: 12,000; Year Built: 1977  
 AD: Jerry Graybeal  
 SID: Brad Larsen

**WEBSTER**  
 St. Louis, MO 63119 .....III

Coach: Chris Bunch, Lincoln Memorial  
 1988

**2005-06 RESULTS (12-14)**

68 Hanover †	71
33 Transylvania †	64
63 Washington-St. Louis	83
72 Tenn.-Martin	94
76 Eureka	83
52 Millikin ■	73
87 Lincoln Chrst. ■	59
85 Emory	93
83 LaGrange	92
57 Maryville (Tenn.)	81
63 Maryville (Mo.)	80
79 Westminster (Mo.) ■	70
48 Blackburn	49
57 MacMurray	52
74 Principia ■	43
74 Fontbonne	62
83 Greenville	62
64 Eureka ■	62
74 Maryville (Mo.) ■	73
60 Westminster (Mo.)	50
57 Blackburn	61
76 MacMurray ■	70
73 Principia	42
65 Fontbonne ■	67
84 Greenville ■	78
76 Maryville (Mo.) †	82

Nickname: Gorlocks  
 Colors: Gold, Navy Blue & White  
 Arena: Grant Gym  
 Capacity: 800; Year Built: 1992  
 AD: Thomas Hart  
 SID: Merry Graf

**WENTWORTH INST.**

Boston, MA 02115 .....III

Coach: Tom Devitt, Boston College 1993

**2005-06 RESULTS (10-16)**

72 Lyndon St. †	83
96 Me.-Presque Isle †	52
99 Mount Ida ■	65
67 Becker	68
84 Daniel Webster ■	60
83 New England	79
82 New England Col. ■	73
45 Coast Guard	78
80 Rensselaer ■	78
78 Anna Maria	52
58 Marymount (Va.)	73
75 Eastern Nazarene ■	52
66 Nichols	71
47 Endicott ■	62
70 New England Col.	77
60 Colby-Sawyer	81
63 New England ■	62
50 Gordon	78
74 Curry ■	85
50 Salve Regina ■	73
62 Roger Williams	67
69 Colby-Sawyer ■	85
73 Endicott	83
64 Gordon ■	74
68 Roger Williams	67
60 Endicott	74

Nickname: Leopards  
 Colors: Black & Gold  
 Arena: Tansey Gymnasium  
 Capacity: 1,000; Year Built: 1970  
 AD: Lee Conrad  
 SID: Bill Gorman

**WESLEY**

Dover, DE 19901-3875 .....III

Coach: Christopher Wentworth, Wesley 1994

**2005-06 RESULTS (16-12)**

75 Penn St.-Behrend	77
78 St. Lawrence †	85
76 Gwynedd-Mercy ■	65
73 Dickinson	68
80 Alvernia	92
68 Neumann ■	71
63 Gallaudet	82
85 St. Mary's (Md.) ■	73
52 Embry-Riddle	72
57 William Jewell †	83
100 Cabrini ■	84
81 Eastern	62
83 Marywood ■	76
68 Gwynedd-Mercy	65
70 Misericordia	59
69 Eastern ■	84
70 Immaculata ■	67
82 Alvernia ■	89
66 Neumann	62
71 Cabrini	66
75 Marywood	68
75 Arcadia ■	76
77 Immaculata	65
62 Misericordia ■	61
50 Arcadia	48
68 Arcadia ■	67
63 Alvernia	66
60 Penn St.-Behrend	68

Nickname: Wolverines  
 Colors: Blue & White  
 Arena: Jim and Shirley Wentworth Gymnasium  
 Capacity: 800  
 AD: Michael Drass  
 SID: John Davis

**WESLEYAN (CONN.)**

Middletown, CT 06459 .....III

Coach: Gerry McDowell, Colby 1976

**2005-06 RESULTS (6-17)**

68 New England ■	63
76 Bridgewater St. ■	80
50 Williams ■	72
70 Farmingdale †	82
68 Mitchell †	47
72 Eastern Conn. St. ■	67
86 Mitchell ■	75
58 Hamilton	77
77 Emmanuel (Mass.) ■	69
69 Oglethorpe †	79
68 St. Olaf †	66
54 Amherst	89
61 Williams	72
72 Middlebury	82
49 Amherst ■	74
36 Trinity (Conn.) ■	63
70 Tufts	95
47 Bates	68
67 Bowdoin ■	70
69 Colby ■	83
52 Salve Regina ■	66
51 Connecticut Col.	69
82 Albertus Magnus	83

Nickname: Cardinals  
 Colors: Red & Black  
 Arena: Freeman Athletic Center Gymnasium  
 Capacity: 1,200; Year Built: 2004  
 AD: John Biddiscombe  
 SID: Brian Katten

**WEST ALA.**

Livingston, AL 35470 .....II

Coach: Rick Reedy, Flagler 1977

**2005-06 RESULTS (13-14)**

88 Wesley ■	47
76 Southern Ark.	74
97 Clark Atlanta	76
81 Christian Bros. ■	86
94 Clark Atlanta †	53
80 St. Leo †	69
74 Henderson St. ■	70
67 Southern Ark. ■	75
71 Christian Bros.	90
85 Crichton	82
67 Ala.-Huntsville	91
81 North Ala.	104
79 Lincoln Memorial ■	88
102 West Ga. ■	81
77 Valdosta St.	87
64 West Fla.	68
86 Montevallo ■	74
80 Concordia-Selma	91
62 Lincoln Memorial	73
74 West Ga.	79
80 North Ala. ■	83
79 Ala.-Huntsville ■	74
119 Concordia-Selma ■	83
68 Valdosta St. ■	59
69 West Fla. ■	75
89 Arizona Bible ■	86
62 Montevallo	87

Nickname: Tigers  
 Colors: Red, White & Black  
 Arena: Pruitt Hall  
 Capacity: 1,500; Year Built: 1962  
 AD: E.J. Brophy  
 SID: Jason Hughes

**WEST CHESTER**

West Chester, PA 19383 .....II

Coach: Dick DeLaney, West Chester 1969

**2005-06 RESULTS (18-11)**

67 Wilmington (Del.) ■	55
74 St. Leo ■	69
58 NJIT ■	52
63 Phila. Sciences ■	56
63 Shepherd	66
46 Shippensburg	57
60 California (Pa.)	78
73 Lock Haven	69
62 Indiana (Pa.)	70
66 Wheeling Jesuit	72
103 Penn St.-Abington ■	54
77 Clarion ■	69
81 Millersville	68
53 Slippery Rock ■	48
40 Edinboro ■	65
57 Cheyney	52
69 Mansfield ■	79
72 Kutztown	70
58 East Stroudsburg ■	67
82 Bloomsburg ■	64
56 Pitt.-Johnstown	65
53 Millersville ■	50
72 Cheyney ■	56
65 Mansfield	75
62 Kutztown ■	60
77 East Stroudsburg	65
83 Bloomsburg	70
88 East Stroudsburg ■	76
59 Edinboro ■	62

Nickname: Golden Rams  
 Colors: Purple & Gold  
 Arena: Hollinger Field House  
 Capacity: 2,500; Year Built: 1949  
 AD: Edward Matejkovic  
 SID: Tom DiCamillo

**WEST FLA.**

Pensacola, FL 32514 .....II

Coach: Don Hogan, South Ala. 1981

**2005-06 RESULTS (14-13)**

81 Concordia-Selma ■	72
69 Rollins	59
97 St. Leo	86
74 Aub.-Montgomery ■	71
66 Nova Southeastern ■	71
82 Mo. Western St. ■	66
69 Valdosta St.	74
103 William Carey ■	84
59 Southern Miss.	68
79 Loyola (La.) ■	61
86 St. Augustine's ■	77
78 West Ga.	82
59 Lincoln Memorial	79
55 Ala.-Huntsville ■	66
84 North Ala. ■	100
67 Montevallo ■	92
68 West Ala. ■	64
100 Palm Beach Atl.	69
74 Nova Southeastern	56
83 North Ala.	99
50 Ala.-Huntsville	67
74 William Carey	53
88 Lincoln Memorial ■	70
78 West Ga. ■	85
61 Montevallo	90
75 West Ala.	69
80 Valdosta St. ■	83

Nickname: Argonauts  
 Colors: Blue & Green  
 Arena: UWF Field House  
 Capacity: 3,000; Year Built: 1969  
 AD: Richard C. Berg  
 SID: Jake Fish

**WEST GA.**

Carrollton, GA 30118 .....II

Coach: Ed Murphy, Hardin-Simmons 1964

**2005-06 RESULTS (19-10)**

97 Carver Bible ■	62
91 Lane †	65
81 Miles †	63
49 Henderson St.	50
84 Columbus St. ■	92
68 GC&SU ■	53
86 Clark Atlanta	52
71 Fort Valley St.	69
97 Catawba ■	78
61 Henderson St. ■	51
89 Fla. Southern	68
87 Florida Tech †	68
82 West Fla. ■	78
86 Valdosta St. ■	72
64 Montevallo	68
81 West Ala.	102
82 Ala.-Huntsville	85
107 North Ala.	99
99 Lincoln Memorial ■	79
90 Fla. Gulf Coast ■	71
76 Montevallo ■	83
79 West Ala. ■	74
72 Valdosta St.	103
85 West Fla.	78
62 Ala.-Huntsville ■	66
94 North Ala. ■	99
74 Lincoln Memorial	66
57 Henderson St. †	54
72 Montevallo †	75

Nickname: Wolves  
 Colors: Blue & Red  
 Arena: HPE Building  
 Capacity: 2,800; Year Built: 1965  
 AD: Edward G. Murphy  
 SID: Mitch Gray

**WEST LIBERTY ST.**

West Liberty, WV 26074 .....II

Coach: Jim Crutchfield, West Virginia 1978

**2005-06 RESULTS (21-8)**

133 Penn St.-Fayette ■	69
75 Pitt.-Johnstown	67
124 Columbia Union †	86
117 Point Park ■	80
136 Ohio-Eastern ■	66
97 Wheeling Jesuit ■	90
101 West Va. Wesleyan ■	80
121 Tusculum †	91
116 Lock Haven †	100
86 Alderson-Broaddus ■	99
89 Shepherd ■	96
101 Davis & Elkins	74
83 West Va. Wesleyan	66
103 West Va. Tech ■	89
95 Salem Int'l ■	89
113 Ohio Valley	96
103 Fairmont St. ■	94
81 Wheeling Jesuit	73
105 Glenville St.	116
78 Charleston (W.V.) ■	72
102 Concord	111
91 Bluefield St.	71
67 West Virginia St. ■	72
83 Salem Int'l	95
96 Ohio Valley ■	83
93 Fairmont St.	74
86 Wheeling Jesuit ■	90
100 Fairmont St. ■	81
66 Salem Int'l †	69

Nickname: Hilltoppers  
 Colors: Black & Gold  
 Arena: ASRC

Capacity: 1,200; Year Built: 2000  
AD: James W. Watson  
SID: Lynn Ulom

**WEST TEX. A&M**

Canyon, TX 79016-0999 .....ll

Coach: Rick Cooper, Wayland Baptist  
1981

**2005-06 RESULTS (23-8)**

77 Okla. Panhandle.....	67
81 N.M. Highlands.....	72
63 Lubbock Chrst.....	53
89 Western St. ■.....	54
76 Ouachita Baptist ■.....	71
66 Cameron.....	70
64 Southwestern Okla.....	65
74 Lubbock Chrst. ■.....	53
69 Tex. A&M-Commerce ■.....	62
69 Okla. Panhandle ■.....	64
75 N.M. Highlands ■.....	61
58 Central Okla.....	69
50 Northeastern St.....	64
86 Southeastern Okla. ■.....	80
72 East Central ■.....	63
65 Abilene Christian.....	55
77 Angelo St. ■.....	71
90 Midwestern St. ■.....	68
66 Tarleton St.....	68
93 Eastern N.M. ■.....	81
74 Tex. A&M-Kingsville ■.....	60
92 Eastern N.M.....	89
67 Tex. A&M-Kingsville.....	75
87 Abilene Christian ■.....	73
81 Angelo St.....	77
79 Midwestern St.....	82
80 Tarleton St. ■.....	60
84 Southwestern Okla. ■.....	70
64 Southeastern Okla.....	62
92 Tarleton St. †.....	85
51 Northwest Mo. St. †.....	66

Nickname: Buffaloes  
Colors: Maroon & White  
Arena: First United Bank Center  
Capacity: 4,800; Year Built: 2001  
AD: Michael McBroom  
SID: Zach Fisher

**WEST VIRGINIA**

Morgantown, WV 26507 .....l

Coach: John Beilein, Wheeling Jesuit  
1975

**2005-06 RESULTS (22-11)**

88 La.-Monroe ■.....	69
61 Wofford ■.....	41
75 Texas †.....	76
66 Kentucky †.....	80
68 LSU ■.....	71
66 St. Bonaventure †.....	61
83 Wash. & Jeff. ■.....	33
82 UMBC ■.....	53
86 Duquesne ■.....	66
92 Oklahoma †.....	68
80 Canisius ■.....	68
57 South Fla.....	53
91 Villanova.....	87
68 Georgetown ■.....	61
104 Marquette ■.....	85
64 Providence ■.....	48
60 UCLA.....	56
52 Marshall †.....	58
66 St. John's (N.Y.).....	61
71 Notre Dame ■.....	70
66 Cincinnati ■.....	57
53 Pittsburgh.....	57
69 Georgetown.....	56
64 Seton Hall.....	71
75 Connecticut ■.....	81
58 Syracuse.....	60

68 Louisville ■.....	64
67 Pittsburgh ■.....	62
75 Cincinnati.....	78
57 Pittsburgh †.....	68
64 Southern Ill. †.....	46
67 Northwestern St. †.....	54
71 Texas †.....	74

Nickname: Mountaineers  
Colors: Old Gold & Blue  
Arena: WVU Coliseum  
Capacity: 14,000; Year Built: 1970  
AD: Ed Pastilong  
SID: Bryan Messerly

**WEST VIRGINIA ST.**

Institute, WV 25112-1000 .....ll

Coach: Bryan Poore, West Virginia St.  
1987

**2005-06 RESULTS (27-7)**

79 Wayne St. (Mich.) ■.....	85
77 Millersville.....	76
71 Cheyney †.....	65
92 Elizabeth City St. †.....	67
97 Livingstone †.....	62
118 Concord.....	92
75 Wayne St. (Mich.).....	52
71 Ouachita Baptist †.....	61
89 St. Joseph's (Ind.) †.....	90
76 Millersville ■.....	72
99 Mount Olive ■.....	90
104 Bluefield St. ■.....	74
76 Charleston (W.V.) ■.....	66
82 West Va. Tech.....	65
75 Wheeling Jesuit.....	90
98 West Va. Wesleyan ■.....	73
109 Glenville St. ■.....	87
80 Alderson-Broaddus.....	82
95 Davis & Elkins.....	68
97 Shepherd ■.....	73
94 Ohio Valley.....	69
97 Salem Int'l ■.....	107
89 Fairmont St. ■.....	72
72 West Liberty St.....	67
85 Charleston (W.V.).....	67
90 Concord ■.....	100
104 Bluefield St.....	74
112 West Va. Tech ■.....	85
101 Davis & Elkins.....	56
90 Glenville St. †.....	70
74 Alderson-Broaddus †.....	65
69 Salem Int'l †.....	67
103 Edinboro †.....	89
82 Alderson-Broaddus †.....	88

Nickname: Yellow Jackets  
Colors: Old Gold & Black  
Arena: Fleming Hall  
Capacity: 1,800; Year Built: 1942  
AD: Robert Parker  
SID: Sean McAndrews

**WEST VA. TECH**

Montgomery, WV 25136 .....ll

Coach: Bob Williams, Ithaca 1988

**2005-06 RESULTS (11-16)**

92 Ohio Southern ■.....	63
76 California (Pa.).....	82
81 Queens (N.C.).....	98
46 Barry †.....	71
63 Claffin ■.....	69
75 Clarion ■.....	70
86 Dist. Columbia.....	76
65 Tampa.....	86
94 St. Leo.....	85
71 Charleston (W.V.).....	92
90 Concord.....	95
65 West Virginia St. ■.....	82
89 West Liberty St.....	103
82 Shepherd ■.....	84

63 Alderson-Broaddus ■.....	79
72 Davis & Elkins.....	64
68 West Va. Wesleyan.....	63
79 Glenville St. ■.....	89
100 Bluefield St. ■.....	67
79 Wheeling Jesuit.....	93
98 Ohio Valley ■.....	85
94 Salem Int'l ■.....	78
70 Fairmont St.....	92
68 Charleston (W.V.) ■.....	88
100 Bluefield St.....	81
107 Concord ■.....	103
85 West Virginia St.....	112

Nickname: Golden Bears  
Colors: Blue & Gold  
Arena: Neal Baisi Athletic Center  
Capacity: 2,000; Year Built: 1968  
AD: Gary Prince  
SID: Ernie Horn

**WEST VA. WESLEYAN**

Buckhannon, WV 26201 .....ll

Coach: Bill Lilly, Glenville St. 1982

**2005-06 RESULTS (7-23)**

56 Edinboro.....	89
66 Wheeling Jesuit †.....	79
60 Fairmont St.....	83
50 Slippery Rock.....	54
70 Ashland ■.....	86
46 Eastern Ky.....	88
55 Charleston (W.V.).....	95
80 West Liberty St.....	101
51 Millersville.....	67
43 Pitt-Johnstown.....	88
51 Salem Int'l.....	80
75 Ohio Valley.....	73
40 Fairmont St. ■.....	71
66 West Liberty St. ■.....	83
77 Davis & Elkins.....	74
73 West Virginia St.....	98
95 Bluefield St.....	100
79 Concord ■.....	95
63 West Va. Tech ■.....	68
63 Wheeling Jesuit ■.....	82
71 Alderson-Broaddus ■.....	79
72 Glenville St.....	81
75 Shepherd ■.....	71
73 Glenville St. ■.....	67
78 Alderson-Broaddus.....	87
77 Davis & Elkins ■.....	71
80 Shepherd.....	90
72 Concord.....	70
79 Wheeling Jesuit †.....	74
61 Salem Int'l †.....	84

Nickname: Bobcats  
Colors: Orange & Black  
Arena: Rockefeller Center  
Capacity: 3,200; Year Built: 1974  
AD: George A. Klebez  
SID: Brendan Krowka

**WESTERN CARO.**

Cullowhee, NC 28723 .....l

Coach: Larry Hunter, Ohio 1971

**2005-06 RESULTS (13-17)**

56 Bowling Green †.....	50
56 Radford †.....	69
40 Virginia Tech.....	54
62 South Carolina ■.....	87
46 UNI †.....	68
110 Atlanta Christian ■.....	51
66 High Point.....	73
96 Toccoa Falls ■.....	37
76 Montreat ■.....	59
80 UNC Asheville ■.....	64
57 Maryland.....	87
56 East Caro.....	48
83 Citadel ■.....	57

83 Gardner-Webb ■.....	90
65 Georgia.....	89
59 Mississippi.....	65
53 Appalachian St.....	68
74 Chattanooga ■.....	56
87 UNC Greensboro.....	76
48 Elon.....	50
59 Col. of Charleston ■.....	67
57 Wofford.....	76
85 Furman ■.....	76
77 Davidson.....	70
67 Ga. Southern.....	72
66 Appalachian St. ■.....	83
85 Elon ■.....	78
67 UNC Greensboro ■.....	53
67 Chattanooga.....	71
65 UNC Greensboro †.....	69

Nickname: Catamounts  
Colors: Purple & Gold  
Arena: Ramsey Center  
Capacity: 7,826; Year Built: 1986  
AD: Chip Smith  
SID: Mike Cawood

**WESTERN CONN. ST.**

Danbury, CT 06810 .....lll

Coach: Bob Campbell, Connecticut  
1972

**2005-06 RESULTS (13-13)**

48 Geneseo St. †.....	65
82 Emmanuel (Mass.).....	75
94 Albertus Magnus.....	78
98 Mitchell ■.....	87
78 Farmingdale ■.....	70
83 Trinity (Conn.).....	91
52 Plymouth St. ■.....	70
85 Suffolk.....	80
71 Mass.-Boston.....	85
73 Manhattanville.....	66
81 Hunter ■.....	70
70 Southern Me.....	75
70 Keene St. ■.....	94
64 Mass.-Dartmouth ■.....	62
74 Rhode Island Col. ■.....	70
65 Plymouth St.....	78
83 Eastern Conn. St.....	77
103 Green Mountain ■.....	50
89 Mass.-Boston ■.....	92
80 Tufts ■.....	95
74 Southern Me. ■.....	70
58 Rhode Island Col.....	85
51 Keene St.....	75
83 Eastern Conn. St. ■.....	68
76 Mass.-Dartmouth.....	88
58 Rhode Island Col.....	63

Nickname: Colonials  
Colors: Dark Blue, Metallic Copper & White  
Arena: Stephen Feldman Arena  
Capacity: 2,100; Year Built: 1994  
AD: Edward Farrington  
SID: Scott Ames

**WESTERN ILL.**

Macomb, IL 61455 .....l

Coach: Derek Thomas, Mo.-St. Louis  
1989

**2005-06 RESULTS (7-21)**

110 Harris-Stowe ■.....	55
69 Utah Valley St.....	82
79 Indiana ■.....	102
76 Eastern Ill. ■.....	68
57 Kansas.....	86
63 Loyola (Ill.).....	73
63 Evansville.....	70
99 Ill.-Springfield.....	89
54 Birmingham-So. †.....	67
58 North Fla. †.....	52

54	Arkansas.....	83
66	Centenary (La.) ■.....	59
66	Oral Roberts.....	83
62	UMKC.....	72
68	Valparaiso ■.....	82
64	Oakland ■.....	76
53	Southern Utah.....	69
73	Chicago St.....	75
70	Oral Roberts ■.....	65
57	IUPUI ■.....	63
64	Oakland.....	68
68	Centenary (La.).....	59
59	IUPUI.....	66
64	Valparaiso.....	76
82	Southern Utah ■.....	89
73	Chicago St. ■.....	87
73	UMKC ■.....	77
53	Oral Roberts †.....	60

Nickname: Leathernecks  
 Colors: Purple & Gold  
 Arena: Western Hall  
 Capacity: 5,139; Year Built: 1964  
 AD: Tim Van Alstine  
 SID: Jason Kaufman

**WESTERN KY.**

Bowling Green, KY 42101.....I

Coach: Darrin Horn, Western Ky. 1995

**2005-06 RESULTS (23-8)**

83	Austin Peay ■.....	54
89	IUPUI ■.....	75
65	Georgia ■.....	69
92	UAB.....	76
97	Eastern Ky.....	89
84	Evansville ■.....	77
75	Pacific ■.....	91
76	Bradley.....	78
73	UCF †.....	68
81	Arizona.....	86
87	Kentucky St. ■.....	71
78	Virginia ■.....	68
72	Arkansas St.....	70
80	Middle Tenn. ■.....	48
74	Ark.-Little Rock ■.....	70
87	Arkansas St. ■.....	63
49	Troy.....	76
74	South Ala.....	73
94	La.-Lafayette ■.....	81
72	New Orleans ■.....	57
66	Florida Int'l.....	61
71	Denver.....	70
97	North Texas ■.....	71
74	Ark.-Little Rock.....	73
79	Northern Ariz. ■.....	58
74	Middle Tenn.....	80
80	Florida Int'l ■.....	65
80	New Orleans †.....	61
80	La.-Lafayette †.....	72
70	South Ala. †.....	95
55	South Carolina.....	74

Nickname: Hilltoppers  
 Colors: Red & White  
 Arena: E.A. Diddle Arena  
 Capacity: 7,326; Year Built: 1963  
 AD: Camden Wood Selig  
 SID: Brian Fremund

**WESTERN MICH.**

Kalamazoo, MI 49008.....I

Coach: Steve Hawkins, South Ala. 1987

**2005-06 RESULTS (14-17)**

82	Northwood ■.....	62
63	UNI ■.....	69
47	Illinois St.....	64
74	Detroit.....	77
73	IUPUI ■.....	72
62	Southern California.....	77
69	Colorado St. †.....	87

62	Loyola Marymount †.....	61
68	Oregon St. †.....	73
59	South Ala.....	81
55	Ohio.....	87
84	Bowling Green ■.....	62
55	Akron ■.....	69
62	Buffalo.....	73
62	Kent St.....	77
59	Miami (Ohio) ■.....	50
68	Eastern Mich.....	62
68	Ball St. ■.....	59
75	Central Mich.....	71
57	Toledo ■.....	53
60	Northern Ill.....	86
53	Akron.....	75
65	Ohio ■.....	62
67	Eastern Mich. ■.....	64
57	Indiana St. ■.....	59
62	Ball St.....	56
68	Central Mich. ■.....	57
58	Toledo.....	81
59	Northern Ill. ■.....	74
60	Eastern Mich. ■.....	55
57	Akron †.....	72

Nickname: Broncos  
 Colors: Brown & Gold  
 Arena: University Arena  
 Capacity: 5,421; Year Built: 1957  
 AD: Kathy Beauregard  
 SID: Daniel Jankowski

**WESTERN NEW ENG.**

Springfield, MA 01119.....III

Coach: Mike Theulen, Keene St. 1980

**2005-06 RESULTS (14-13)**

60	Lehman †.....	40
64	Plattsburgh St.....	83
81	Tufts.....	91
56	Westfield St. ■.....	62
77	Springfield ■.....	69
57	Amherst.....	78
71	Elms ■.....	75
74	Suffolk ■.....	79
68	Emmanuel (Mass.).....	73
74	Albertus Magnus.....	63
71	Johnson & Wales (R.I.) ■.....	66
80	Emerson.....	50
82	Daniel Webster.....	50
72	Rivier.....	60
69	Southern Vt.....	72
58	Norwich ■.....	41
67	Suffolk.....	78
97	Albertus Magnus ■.....	52
107	Daniel Webster ■.....	51
62	Emmanuel (Mass.) ■.....	70
74	Southern Vt. (Mass.).....	52
65	Norwich.....	55
72	Rivier ■.....	66
43	Johnson & Wales (R.I.).....	56
55	Emerson ■.....	61
95	Suffolk ■.....	66
59	Norwich.....	63

Nickname: Golden Bears  
 Colors: Royal Blue & Gold  
 Arena: Alumni Healthful Living Center  
 Capacity: 2,000; Year Built: 1993  
 AD: Michael Theulen  
 SID: Ken Cerino

**WESTERN N.M.**

Silver City, NM 88062.....III

Coach: Mark Coleman, St. Lawrence 1983

**2005-06 RESULTS (9-20)**

84	N.M. Highlands.....	93
51	UTEP.....	78
51	New Mexico St.....	83
61	Hawaii-Hilo.....	74

76	Holy Family †.....	92
63	Metro St. †.....	67
83	N.M. Highlands ■.....	90
93	Grand Canyon.....	101
97	Mont. St.-Billings.....	122
93	Lincoln (Mo.).....	88
58	Lincoln (Mo.).....	71
79	St. Edward's ■.....	89
70	St. Edward's ■.....	76
64	Okla. Panhandle.....	80
81	Okla. Panhandle.....	82
75	St. Mary's (Tex.) ■.....	70
70	Incarnate Word.....	57
61	Incarnate Word ■.....	64
58	Grand Canyon.....	100
96	Okla. Panhandle ■.....	87
50	St. Mary's (Tex.).....	73
55	St. Mary's (Tex.).....	68
80	Incarnate Word.....	71
62	St. Edward's.....	90
86	Lincoln (Mo.) ■.....	72
96	Mont. St.-Billings ■.....	85
85	Mont. St.-Billings ■.....	77
86	St. Mary's (Tex.) ■.....	77
59	St. Edward's.....	77

Nickname: Mustangs  
 Colors: Purple & Gold  
 Arena: Mustang Field House  
 Capacity: 2,000; Year Built: 1448  
 AD: Scott Woodard  
 SID: Kent Beaty

**WESTERN ORE.**

Monmouth, OR 97361-1394.....II

Coach: Craig Stanger, Brigham Young 1992

**2005-06 RESULTS (9-18)**

72	Warner Pacific ■.....	77
88	Grand Canyon †.....	87
97	Cal St. Chico †.....	85
57	Montana.....	86
77	Alderson-Broaddus ■.....	76
73	Chaminade ■.....	85
62	Lewis-Clark St. †.....	57
69	Great Falls †.....	65
62	Southern Ore. ■.....	66
83	St. Martin's.....	72
77	Seattle.....	80
74	Seattle Pacific ■.....	89
88	Northwest Nazarene ■.....	97
64	Humboldt St.....	94
56	Alas. Fairbanks.....	71
50	Alas. Anchorage.....	88
68	Western Wash. ■.....	71
76	Central Wash. ■.....	68
75	Northwest Nazarene.....	80
79	Seattle Pacific.....	94
50	Humboldt St. ■.....	57
81	Alas. Anchorage ■.....	76
76	Alas. Fairbanks ■.....	82
77	Central Wash.....	87
76	Western Wash.....	106
72	Seattle ■.....	91
76	St. Martin's ■.....	67

Nickname: Wolves  
 Colors: Crimson Red & White  
 Arena: Physical Education Building  
 Capacity: 2,473; Year Built: 1972  
 AD: Jon Carey  
 SID: Russ Blunck

**WESTERN ST.**

Gunnison, CO 81231.....III

Coach: Al Sokaitis, Mass. Liberal Arts 1976

**2005-06 RESULTS (8-18)**

44	Air Force.....	66
54	West Tex. A&M.....	89

70	Southwestern Okla. †.....	59
78	Johnson & Wales (CO).....	66
59	Lewis-Clark St. †.....	60
90	Humboldt St.....	85
60	Colo. Christian ■.....	62
52	Colorado Mines ■.....	68
57	Johnson & Wales (CO) ■.....	40
56	Neb.-Kearney.....	80
72	Fort Hays St. ■.....	77
57	Chadron St. ■.....	56
68	Regis (Colo.).....	69
55	Metro St.....	82
73	UC-Colo. Spgs.....	60
74	N.M. Highlands.....	72
48	Fort Lewis.....	70
58	Adams St. ■.....	63
56	Mesa St. ■.....	62
60	Colorado St.-Pueblo.....	67
51	Adams St.....	65
68	Fort Lewis.....	98
69	Mesa St.....	72
52	Colorado St.-Pueblo ■.....	62
61	N.M. Highlands ■.....	70
66	UC-Colo. Spgs. ■.....	56

Nickname: Mountaineers  
 Colors: Crimson & Slate  
 Arena: Paul Wright Gymnasium  
 Capacity: 1,800; Year Built: 1951  
 AD: Greg Waggoner  
 SID: Bobby Heiken

**WESTERN WASH.**

Bellingham, WA 98225.....II

Coach: Brad Jackson, Washington St. 1975

**2005-06 RESULTS (23-7)**

95	Emporia St. †.....	94
88	BYU-Hawaii.....	91
97	Sonoma St. ■.....	90
100	Colorado Mines ■.....	66
105	Hawaii Pacific.....	80
133	Puget Sound Chrst. ■.....	56
101	Eastern Ore. ■.....	78
85	Cal Poly Pomona.....	79
84	Central Wash. †.....	81
112	Alas. Anchorage ■.....	106
95	Alas. Fairbanks ■.....	86
104	Central Wash. ■.....	85
86	Seattle.....	74
91	St. Martin's.....	78
76	Northwest Nazarene ■.....	63
95	Seattle Pacific ■.....	84
71	Western Ore.....	68
97	Humboldt St.....	108
93	Central Wash.....	91
87	St. Martin's ■.....	86
91	Seattle ■.....	90
86	Seattle Pacific.....	90
74	Northwest Nazarene.....	75
61	Humboldt St. ■.....	48
106	Western Ore. ■.....	76
79	Alas. Fairbanks.....	85
95	Alas. Anchorage.....	99
100	Humboldt St. †.....	86
101	Chaminade †.....	91
77	Seattle Pacific.....	81

Nickname: Vikings  
 Colors: Blue, Silver & White  
 Arena: Sam Carver Gymnasium  
 Capacity: 2,534; Year Built: 1961  
 AD: Lynda Goodrich  
 SID: Paul Madison

**WESTFIELD ST.**

Westfield, MA 01086-1630.....III

Coach: Rich Sutter, St. Bonaventure 1984

**2005-06 RESULTS (18-8)**

80	Southern Me.....	70
----	------------------	----



58 Gordon.....	70
85 Elms ■.....	76
72 Williams.....	89
62 Western New Eng.....	56
77 Amherst †.....	102
96 Mt. St. Vincent.....	77
90 Albertus Magnus.....	73
99 Fisher ■.....	85
60 New York U. †.....	80
88 Staten Island.....	76
59 Eastern Conn. St. †.....	68
86 Me.-Presque Isle †.....	42
83 Bridgewater St. ■.....	71
67 Worcester St.....	72
63 Salem St. ■.....	70
73 Fitchburg St.....	64
82 Framingham St.....	61
82 Mass. Liberal Arts ■.....	61
71 Bridgewater St.....	59
88 Worcester St. ■.....	66
88 Salem St.....	73
69 Fitchburg St. ■.....	62
89 Framingham St. ■.....	65
77 Mass. Liberal Arts.....	55
53 Worcester St. ■.....	70

Nickname: Owls  
 Colors: Blue & White  
 Arena: Woodward Center  
 Capacity: 1,100; Year Built: 2004  
 AD: Richard Lenfest  
 SID: Mickey Curtis

**WESTMINSTER (MO.)**

Fulton, MO 65251-1299.....III

Coach: Matt Mitchell, Arkansas 1987

**2005-06 RESULTS (13-13)**

65 Hendrix ■.....	87
69 Rhodes ■.....	71
62 Eureka.....	64
86 Knox.....	96
63 Monmouth (Ill.).....	75
72 Central (Iowa).....	87
52 Dominican (Ill.).....	66
76 North Park.....	73
86 Eureka ■.....	68
72 Principia.....	52
70 Webster.....	79
56 Greenville ■.....	46
63 Lincoln Chrst. ■.....	54
61 Maryville (Mo.).....	74
82 Fontbonne ■.....	66
60 Blackburn.....	71
65 MacMurray.....	64
69 Principia ■.....	43
50 Webster ■.....	60
75 Greenville.....	71
87 Maryville (Mo.) ■.....	71
70 Fontbonne.....	69
50 Blackburn.....	67
84 MacMurray ■.....	76
84 Blackburn.....	59
65 Maryville (Mo.) †.....	90

Nickname: Blue Jays  
 Colors: Blue & White  
 Arena: Westminster Gym  
 Capacity: 1,200; Year Built: 1928  
 AD: Matt Mitchell  
 SID: Erin Schwada

**WESTMINSTER (PA.)**

New Wilmington, PA 16172.....III

Coach: Larry Ondako, Westminster (Pa.) 1993

**2005-06 RESULTS (11-16)**

129 Delaware Valley ■.....	125
113 Baldwin-Wallace ■.....	133
109 Pitt.-Bradford.....	121
120 Case Reserve ■.....	135

101 Penn St.-Behrend.....	118
98 Allegheny.....	100
80 Pitt.-Greensburg.....	91
110 Wooster.....	133
100 La Roche ■.....	76
94 Ottawa †.....	89
95 Mt. St. Mary (N.Y.) †.....	99
117 Thiel ■.....	100
90 DeSales.....	111
94 Grove City.....	106
109 Bethany (W.V.) ■.....	140
86 Wash. & Jeff.....	108
134 Thomas More ■.....	109
87 Waynesburg.....	117
86 Bethany (W.V.).....	94
90 Grove City ■.....	69
107 Wash. & Jeff. ■.....	103
102 Geneva ■.....	107
100 Thomas More.....	92
111 Thiel.....	100
94 Waynesburg ■.....	82
122 Thomas More.....	92
75 Waynesburg ■.....	87

Nickname: Titans  
 Colors: Navy Blue & White  
 Arena: Buzz Ridl Gymnasium  
 Capacity: 2,300; Year Built: 1950  
 AD: James E. Dafler  
 SID: Joe Onderko

**WHEATON (ILL.)**

Wheaton, IL 60187-5593.....III

Coach: Bill Harris, Gordon 1970

**2005-06 RESULTS (11-14)**

85 Concordia (Wis.) ■.....	72
72 Aurora ■.....	73
68 Chicago ■.....	57
67 Hope.....	93
64 Calvin †.....	84
68 Benedictine (Ill.) ■.....	69
60 Clarke †.....	59
77 Franklin.....	92
123 Redlands.....	126
75 La Sierra †.....	42
72 Whittier.....	76
61 Augustana (Ill.).....	64
73 North Park ■.....	52
81 Ill. Wesleyan.....	87
61 Elmhurst.....	87
82 Millikin ■.....	60
60 North Central (Ill.) ■.....	77
47 Carthage.....	76
68 North Park.....	53
68 North Central (Ill.).....	88
64 Augustana (Ill.) ■.....	60
69 Ill. Wesleyan ■.....	66
91 Millikin.....	75
65 Elmhurst ■.....	89
90 Carthage ■.....	66

Nickname: Thunder  
 Colors: Orange & Blue  
 Arena: King Arena  
 Capacity: 2,650; Year Built: 2000  
 AD: Tony Ladd  
 SID: Brett Marhanka

**WHEATON (MASS.)**

Norton, MA 02766.....III

Coach: Brian Walmsley, Bentley 1988

**2005-06 RESULTS (19-10)**

112 Mass. Liberal Arts ■.....	64
87 Rhode Island Col. ■.....	82
67 Salve Regina ■.....	68
85 Emerson.....	67
78 Bridgewater St.....	75
60 Connecticut Col. ■.....	53
80 Roger Williams.....	55
71 Endicott ■.....	56

67 Neumann †.....	60
71 Hampden-Sydney.....	85
90 Clark (Mass.).....	65
66 MIT ■.....	69
83 Springfield ■.....	63
71 Coast Guard.....	90
70 Tufts ■.....	88
71 Fitchburg St.....	53
77 WPI.....	82
51 MIT.....	59
95 Clark (Mass.) ■.....	92
72 Babson.....	55
65 Springfield.....	84
64 WPI ■.....	62
73 Coast Guard ■.....	75
74 Babson ■.....	63
82 Springfield ■.....	78
67 WPI.....	81
82 Emmanuel (Mass.) ■.....	65
84 MIT ■.....	77
83 Rhode Island Col.....	78

Nickname: Lyons  
 Colors: Royal & White  
 Arena: Emerson Gymnasium  
 Capacity: 1,000; Year Built: 1991  
 AD: Chad Yowell  
 SID: Scott Dietz

**WHEELING JESUIT**

Wheeling, WV 26003-6295.....II

Coach: Jay DeFrusco, Ursinus 1982

**2005-06 RESULTS (21-9)**

79 West Va. Wesleyan †.....	66
87 Ohio St.-Newark †.....	65
70 Bethany (W.V.) †.....	71
90 West Liberty St.....	97
92 Indiana (Pa.).....	95
90 Belmont Abbey ■.....	76
86 California (Pa.) ■.....	78
72 West Chester.....	66
90 Shepherd ■.....	72
94 Davis & Elkins ■.....	58
86 Glenville St.....	85
84 Alderson-Broaddus.....	91
90 West Virginia St. ■.....	75
57 Pitt.-Johnstown ■.....	55
80 Salem Int'l.....	86
68 Fairmont St. ■.....	56
106 Ohio Valley.....	86
73 West Liberty St. ■.....	81
82 West Va. Wesleyan.....	63
93 West Va. Tech ■.....	79
75 Bluefield St.....	66
85 Concord.....	77
71 Charleston (W.V.) ■.....	58
73 Salem Int'l ■.....	84
70 Fairmont St.....	67
72 Ohio Valley ■.....	61
90 West Liberty St.....	86
91 Bluefield St. ■.....	77
74 West Va. Wesleyan †.....	79
70 Barton.....	93

Nickname: Cardinals  
 Colors: Red & Gold  
 Arena: Alma McDonough Center  
 Capacity: 2,200; Year Built: 1990  
 AD: Jay De Frusco  
 SID: Chris Kregier

**WHITMAN**

Walla Walla, WA 99362.....III

Coach: Skip Molitor, Gonzaga 1974

**2005-06 RESULTS (9-15)**

70 Montana Tech ■.....	67
98 Concordia (Ore.) ■.....	93
84 Eastern Ore. ■.....	97
69 Linfield.....	58
68 George Fox.....	81

78 Warner Pacific.....	90
75 Ursinus †.....	80
98 Mount Union †.....	90
78 Swarthmore.....	74
103 Lewis & Clark ■.....	95
82 Willamette ■.....	86
85 Walla Walla.....	95
88 Pacific Lutheran.....	63
103 Puget Sound.....	112
86 Whitworth.....	94
90 Pacific (Ore.) ■.....	65
77 Linfield ■.....	67
79 George Fox ■.....	87
65 Lewis & Clark.....	75
78 Willamette.....	84
65 Pacific Lutheran ■.....	81
81 Puget Sound ■.....	89
74 Whitworth.....	88
73 Pacific (Ore.).....	77

Nickname: Missionaries  
 Colors: Blue & Gold  
 Arena: Sherwood Center  
 Capacity: 2,000; Year Built: 1968  
 AD: TBA  
 SID: Dave Holden

**WHITTIER**

Whittier, CA 90608-0634.....III

Coach: Rock Carter, Whittier 1989

**2005-06 RESULTS (11-14)**

60 Williams †.....	84
58 Bowdoin †.....	78
88 La Sierra ■.....	49
69 Biola.....	81
69 Chapman ■.....	66
75 La Sierra.....	54
64 George Fox ■.....	68
61 Willamette ■.....	81
71 S'western (Ariz.) ■.....	70
95 West Coast Chrst. ■.....	53
76 Wheaton (Ill.) ■.....	72
61 Pomona-Pitzer.....	67
57 Claremont-M-S.....	60
43 Occidental ■.....	63
60 Cal Lutheran.....	76
137 Redlands ■.....	125
75 Caltech ■.....	48
76 La Verne †.....	101
81 Pomona-Pitzer ■.....	74
40 Claremont-M-S ■.....	43
61 Occidental.....	65
67 Cal Lutheran ■.....	77
114 Redlands.....	126
86 Caltech.....	84
79 La Verne ■.....	78

Nickname: Poets  
 Colors: Purple & Gold  
 Arena: Graham Athletics Center  
 Capacity: 2,200; Year Built: 1979  
 AD: Robert Coleman  
 SID: Tracy Maple

**WHITWORTH**

Spokane, WA 99251-2501.....III

Coach: Jim Hayford, Azusa Pacific 1989

**2005-06 RESULTS (20-7)**

80 Wis. Lutheran †.....	78
87 Calvin.....	82
85 Montana Tech ■.....	76
69 George Fox.....	77
100 Linfield.....	68
84 UC Santa Cruz †.....	54
74 Cal Lutheran †.....	69
76 Neb. Wesleyan †.....	73
71 Luther †.....	44
67 Occidental.....	68
64 Pomona-Pitzer †.....	68
80 Willamette ■.....	58

89 Lewis & Clark ■.....	61
105 Puget Sound.....	106
72 Pacific Lutheran.....	81
94 Whitman ■.....	86
86 Pacific (Ore.) ■.....	73
79 George Fox ■.....	69
90 Linfield ■.....	54
76 Willamette.....	61
78 Lewis & Clark.....	70
98 Puget Sound ■.....	74
78 Pacific Lutheran ■.....	61
88 Whitman.....	74
66 Pacific (Ore.).....	60
69 Willamette ■.....	66
86 Puget Sound.....	94

Nickname: Pirates  
 Colors: Crimson & Black  
 Arena: Whitworth Field House  
 Capacity: 1,600; Year Built: 1960  
 AD: Scott McQuilkin  
 SID: Steve Flegel

**WICHITA ST.**

Wichita, KS 67260.....I

Coach: Mark Turgeon, Kansas 1987

**2005-06 RESULTS (26-9)**

83 Okla. Panhandle ■.....	55
86 Texas Southern ■.....	54
97 Tex.-Pan American ■.....	66
54 Illinois †.....	55
62 Delaware St. †.....	44
82 Providence ■.....	74
57 Northwestern St. ■.....	55
75 San Francisco.....	67
64 Michigan St. †.....	83
77 UMKC.....	55
55 Miami (Ohio) ■.....	46
66 Indiana St. ■.....	62
69 Bradley ■.....	67
49 Southern Ill.....	58
61 UNI ■.....	75
56 Illinois St.....	47
86 Bradley.....	76
81 Missouri St. ■.....	57
69 Evansville.....	62
68 Missouri St.....	62
85 Drake ■.....	62
55 Creighton.....	57
74 Evansville ■.....	66
71 Southern Ill. ■.....	63
56 UNI.....	68
77 Indiana St.....	58
62 Creighton ■.....	61
67 George Mason ■.....	70
60 Drake.....	58
64 Illinois St. ■.....	57
81 Indiana St. †.....	63
52 Bradley †.....	60
86 Seton Hall †.....	66
80 Tennessee †.....	73
55 George Mason †.....	63

Nickname: Shockers  
 Colors: Yellow & Black  
 Arena: Levitt Arena  
 Capacity: 10,559; Year Built: 1955  
 AD: Jim Schaus  
 SID: Larry Rankin

**WIDENER**

Chester, PA 19013-5792.....III

Coach: Dave Duda, Spring Garden 1988

**2005-06 RESULTS (23-6)**

62 Kean †.....	47
77 Lycoming.....	72
70 Chestnut Hill.....	45
72 Hood †.....	62
66 Gallaudet.....	61

78 Lebanon Valley ■.....	67
70 Susquehanna.....	46
81 Phila. Bible.....	66
75 Wilmington (Del.).....	62
84 Immaculata ■.....	50
86 Goucher ■.....	71
92 Rutgers-Camden.....	66
48 Albright.....	73
72 Juniata ■.....	55
75 Moravian ■.....	60
76 Messiah.....	70
80 Elizabethtown ■.....	82
67 Susquehanna.....	78
67 Lebanon Valley.....	62
74 Juniata.....	67
67 Albright ■.....	54
80 Elizabethtown.....	57
64 Moravian.....	60
62 Messiah ■.....	66
74 Elizabethtown ■.....	69
55 Messiah ■.....	56
61 Catholic †.....	59
71 York (Pa.).....	69
45 Wm. Paterson †.....	52

Nickname: Pioneers  
 Colors: Blue & Gold  
 Arena: Schwartz Center  
 Capacity: 1,500; Year Built: 1971  
 AD: Jack Shafer  
 SID: Derek Crudele

**WILKES**

Wilkes-Barre, PA 18766.....III

Coach: Jerry Rickrode, Skidmore 1985

**2005-06 RESULTS (14-10)**

55 Potsdam St. †.....	68
95 Paul Smith †.....	39
82 Baptist Bible (Pa.) ■.....	68
77 King's (Pa.) ■.....	76
71 DeSales.....	68
74 Immaculata.....	58
107 Lincoln (Pa.) ■.....	99
61 Marywood.....	63
65 Keystone ■.....	78
79 Susquehanna ■.....	81
64 Scranton.....	58
89 Delaware Valley ■.....	42
64 Lycoming.....	52
78 Drew ■.....	59
55 FDU-Florham.....	43
74 DeSales ■.....	85
69 Lycoming ■.....	77
84 Delaware Valley.....	93
52 Scranton.....	65
88 FDU-Florham ■.....	61
66 King's (Pa.).....	69
70 Drew.....	55
68 King's (Pa.).....	61
63 Scranton.....	64

Nickname: Colonels  
 Colors: Blue & Gold  
 Arena: Arnaud Marts Sports Center  
 Capacity: 3,500; Year Built: 1988  
 AD: Addy Malatesta  
 SID: John Seitzinger

**WILLAMETTE**

Salem, OR 97301-3931.....III

Coach: Gordie James, Cal Poly Pomona 1964

**2005-06 RESULTS (17-8)**

82 Colorado Col. †.....	45
56 Colorado St.-Pueblo.....	63
66 Oregon Tech †.....	65
59 Southern Ore.....	68
89 Lewis & Clark.....	64
82 Pacific Lutheran ■.....	65
84 Northwest Nazarene.....	91

86 Master's.....	90
81 Whittier.....	61
71 Caltech.....	33
58 Whitworth.....	80
86 Whitman.....	82
73 Pacific (Ore.).....	69
78 Linfield ■.....	62
77 Puget Sound ■.....	68
86 George Fox ■.....	77
83 Lewis & Clark ■.....	74
80 Pacific Lutheran.....	65
61 Whitworth ■.....	76
84 Whitman.....	78
91 Pacific (Ore.) ■.....	56
87 Linfield.....	62
68 Puget Sound.....	93
79 George Fox.....	76
66 Whitworth.....	69

Nickname: Bearcats  
 Colors: Cardinal & Old Gold  
 Arena: Cone Fieldhouse  
 Capacity: 2,600; Year Built: 1974  
 AD: Mark Majeski  
 SID: Cliff Voliva

**WILLIAM & MARY**

Williamsburg, VA 23187.....I

Coach: Tony Shaver, North Carolina 1976

**2005-06 RESULTS (8-20)**

89 Maine ■.....	55
55 Holy Cross ■.....	67
70 Hampton.....	60
93 Campbell ■.....	79
88 Longwood.....	75
66 UNC Wilmington ■.....	75
45 Towson.....	76
60 UMBC.....	64
83 UNC Greensboro ■.....	73
64 Virginia Tech.....	74
50 Richmond.....	52
46 Drexel ■.....	57
56 UNC Wilmington.....	63
46 George Mason ■.....	65
70 Georgia St.....	79
60 Va. Commonwealth.....	69
56 Old Dominion ■.....	65
58 George Mason.....	81
86 James Madison ■.....	68
69 Northeastern.....	84
90 Georgia St. ■.....	73
60 Old Dominion.....	81
72 James Madison.....	70
52 Delaware ■.....	57
57 Hofstra ■.....	82
56 Drexel.....	61
59 Va. Commonwealth ■.....	77
59 Va. Commonwealth †.....	62

Nickname: Tribe  
 Colors: Green, Gold & Silver  
 Arena: William and Mary Hall  
 Capacity: 8,600; Year Built: 1970  
 AD: Edward C. Driscoll Jr.  
 SID: Dan Wakely

**WM. PATERSON**

Wayne, NJ 07470-2152.....III

Coach: Jose Rebibmas, Seton Hall 1990

**2005-06 RESULTS (23-8)**

54 Bates †.....	68
76 Mitchell †.....	58
53 Kean ■.....	76
89 Manhattanville ■.....	69
59 Montclair St. ■.....	49
65 Richard Stockton.....	75
71 Rutgers-Newark ■.....	45
65 TCNJ ■.....	55

85 Merchant Marine.....	55
63 CCNY.....	34
82 Rowan.....	76
74 York (N.Y.) ■.....	61
54 Ramapo.....	51
81 New Jersey City ■.....	65
91 Rutgers-Camden ■.....	73
63 TCNJ.....	73
70 Baruch.....	77
55 Montclair St.....	53
79 Richard Stockton ■.....	95
52 Rutgers-Newark.....	50
79 Rowan ■.....	66
84 Kean.....	76
65 New Jersey City.....	72
73 Ramapo ■.....	71
77 Rutgers-Camden.....	54
67 Rutgers-Newark ■.....	61
67 Ramapo ■.....	58
70 Scranton †.....	45
72 Villa Julie †.....	48
52 Widener †.....	45
35 Va. Wesleyan.....	46

Nickname: Pioneers  
 Colors: Orange & Black  
 Arena: Rec Center  
 Capacity: 4,000; Year Built: 1984  
 AD: Sabrina Grant  
 SID: Brian Falzarano

**WILLIAMS**

Williamstown, MA 01267.....III

Coach: David Paulsen, Williams 1987

**2005-06 RESULTS (17-8)**

84 Whittier †.....	60
86 Babson.....	57
72 Wesleyan (Conn.).....	50
72 Rensselaer.....	61
89 Westfield St. ■.....	72
81 Mass. Liberal Arts ■.....	48
71 WPI ■.....	73
67 Union (N.Y.) ■.....	73
88 Springfield ■.....	87
77 Clark (Mass.).....	69
110 Southern Vt. ■.....	82
74 Manhattanville ■.....	62
56 Amherst.....	66
72 Wesleyan (Conn.) ■.....	61
68 Connecticut Col. ■.....	66
73 Lasell ■.....	71
82 Tufts.....	80
56 Bates.....	74
68 Hamilton.....	65
65 Middlebury ■.....	61
55 Amherst ■.....	83
77 Trinity (Conn.) ■.....	52
61 Colby.....	67
71 Bowdoin.....	78
89 Tufts.....	101

Nickname: Ephs  
 Colors: Purple  
 Arena: Chandler Gymnasium  
 Capacity: 1,564; Year Built: 1988  
 AD: Lisa M. Melendy  
 SID: Dick Quinn

**WILMINGTON (DEL.)**

New Castle, DE 19720.....II

Coach: Kevin Welch, Bucknell 2004

**2005-06 RESULTS (7-20)**

55 West Chester.....	67
67 American Int'l ■.....	76
80 Kutztown.....	81
75 Columbia Union ■.....	78
58 Goldey-Beacom.....	75
62 Holy Family ■.....	64
68 Philadelphia U.....	95

78 Caldwell	70
62 Widener ■	75
67 Bloomfield ■	106
69 NJIT	82
76 Nyack ■	79
89 Post ■	94
58 Phila. Sciences	80
66 Felician	95
79 NJIT ■	75
87 Dominican (N.Y.) ■	88
94 Holy Family	102
83 Philadelphia U. ■	79
85 Felician ■	93
86 Nyack	102
75 Goldey-Beacom ■	79
81 Caldwell ■	69
73 Phila. Sciences ■	62
88 Post	85
92 Bloomfield	94
92 Dominican (N.Y.)	88

Nickname: Wildcats  
 Colors: Forest Green & White  
 Arena: Pratt Center  
 Capacity: 500; Year Built: 1986  
 AD: Frank Aiello  
 SID: Erin T. Harvey

**WILMINGTON (OHIO)**

Wilmington, OH 45177 .....III

Coach: Marc Kuntz

**2005-06 RESULTS (20-7)**

74 Defiance †	61
50 Anderson (Ind.)	49
66 Case Reserve	65
78 Thomas More ■	65
62 John Carroll	82
74 Otterbein	56
77 Heidelberg ■	64
70 Ohio Wesleyan ■	55
115 Marietta ■	79
78 Earlham ■	71
71 Mt. St. Joseph ■	66
65 Ohio Northern	59
64 Baldwin-Wallace	61
74 Muskingum ■	80
56 Mount Union	58
74 Capital ■	63
68 Baldwin-Wallace ■	80
67 Muskingum	83
72 Mount Union ■	65
55 Capital	60
76 John Carroll ■	56
78 Ohio Northern ■	75
93 Heidelberg	72
78 Otterbein ■	65
84 Marietta	77
73 Capital ■	64
63 Baldwin-Wallace	64

Nickname: Quakers  
 Colors: Green & White  
 Arena: Hermann Court  
 Capacity: 3,000; Year Built: 1966  
 AD: Terry A. Rupert  
 SID: Bill Salyer

**WINGATE**

Wingate, NC 28174 .....II

Coach: Parker Laketa, Kansas St. 1986

**2005-06 RESULTS (18-13)**

88 Winston-Salem ■	85
112 Lincoln Memorial ■	89
60 Limestone ■	72
81 North Greenville	74
87 Clafin †	67
69 Winston-Salem	67
62 Francis Marion	82
88 Queens (N.C.) ■	90

86 Limestone	73
81 Fayetteville St.	90
69 S.C. Upstate	71
92 Tusculum	100
73 Presbyterian ■	64
100 Newberry ■	93
73 Lenoir-Rhyne	77
76 Mars Hill	77
101 Catawba ■	93
95 Carson-Newman	76
85 North Greenville ■	76
89 Tusculum ■	92
73 Presbyterian	80
73 Newberry	74
70 St. Andrews	77
85 Lenoir-Rhyne ■	74
77 Mars Hill ■	70
94 Catawba	91
75 Carson-Newman ■	65
100 Newberry ■	72
77 Lenoir-Rhyne †	61
61 Presbyterian	50
66 Virginia Union	82

Nickname: Bulldogs  
 Colors: Navy Blue & Old Gold  
 Arena: Cuddy Arena  
 Capacity: 2,300; Year Built: 1986  
 AD: Steve Poston  
 SID: David Sherwood

**WINONA ST.**

Winona, MN 55987-5838 .....II

Coach: Mike Leaf, St. Mary's (Minn.)  
 1983

**2005-06 RESULTS (32-4)**

81 Minn. St. Mankato ■	72
81 Minn. Duluth ■	66
79 St. Cloud St. †	80
76 Minn. Duluth	72
77 St. Mary's (Minn.) ■	64
75 Minn. St. Mankato	68
96 Augustana (S.D.) ■	60
93 Viterbo ■	48
77 Upper Iowa ■	46
76 St. Joseph's (Ind.)	81
79 Wis.-Parksides	82
91 Upper Iowa	76
90 Minn.-Crookston ■	54
79 Bemidji St. ■	84
98 Wayne St. (Neb.)	91
77 Southwest Minn. St.	67
92 Northern St. ■	78
74 Minn. St. Moorhead	41
120 North Central (Minn. ■	73
80 Concordia-St. Paul	64
92 Concordia-St. Paul ■	77
77 Minn. St. Moorhead	61
82 Northern St.	73
77 Southwest Minn. St. ■	69
90 Wayne St. (Neb.) ■	63
85 Bemidji St.	67
68 Minn.-Crookston	50
88 Minn.-Crookston ■	59
75 Southwest Minn. St. ■	58
93 Northern St. ■	80
81 South Dakota ■	69
74 Minn. St. Mankato ■	71
96 Northern St. ■	86
86 Barton †	78
83 Stonehill †	73
73 Virginia Union †	61

Nickname: Warriors  
 Colors: Purple & White  
 Arena: McCown Gymnasium  
 Capacity: 3,500; Year Built: 1973  
 AD: Larry Holstad  
 SID: Michael Herzberg

**WINSTON-SALEM**

Winston-Salem, NC 27110 .....II

Coach: Philip Stitt, Brewton Parker 1991

**2005-06 RESULTS (19-10)**

61 Lenoir-Rhyne	64
85 Wingate	88
64 Tusculum ■	62
75 Tusculum	65
71 Bowie St.	80
103 Knoxville ■	80
67 Wingate	69
74 Lenoir-Rhyne ■	69
71 Shaw ■	63
65 Elizabeth City St. ■	58
42 Virginia Union	59
98 St. Augustine's ■	90
69 Livingstone	47
65 Shaw	59
88 St. Paul's ■	76
79 Virginia St.	70
83 Dist. Columbia ■	45
62 Johnson C. Smith ■	71
75 Fayetteville St. ■	82
79 Edward Waters	67
55 N.C. Central	65
68 St. Augustine's	90
81 Johnson C. Smith	57
60 Livingstone ■	49
76 Fayetteville St.	58
59 N.C. Central ■	51
89 Edward Waters ■	61
74 St. Paul's †	38
67 Bowie St. †	71

Nickname: Rams  
 Colors: Scarlet & White  
 Arena: C.E. Gaines Center  
 Capacity: 3,100; Year Built: 1978  
 AD: Percy Caldwell  
 SID: Chris Zona

**WINTHROP**

Rock Hill, SC 29733 .....I

Coach: Gregg Marshall, Randolph-  
 Macon 1985

**2005-06 RESULTS (23-8)**

73 IUPUI †	50
71 Marquette	64
77 Portland ■	46
79 Newberry ■	77
57 Alabama	60
54 South Carolina	68
70 East Caro.	48
101 Palm Beach Atl. ■	49
62 Auburn	64
84 Birmingham-So. ■	43
63 Memphis	73
74 UNC Asheville ■	49
90 Radford	75
79 Charleston So.	61
67 Liberty ■	47
70 High Point	67
57 Coastal Caro. ■	64
76 Charleston So. ■	59
74 VMI	69
50 Coastal Caro.	64
98 VMI ■	65
71 Radford ■	44
78 UNC Asheville	65
98 Northern Ill. ■	97
71 Liberty	78
94 High Point ■	78
56 Birmingham-So.	43
93 Liberty ■	52
77 High Point ■	65
51 Coastal Caro. ■	50
61 Tennessee †	63

Nickname: Eagles  
 Colors: Garnet & Gold

Arena: Winthrop Coliseum  
 Capacity: 6,100; Year Built: 1982  
 AD: Thomas N. Hickman  
 SID: Jack Frost

**WISCONSIN**

Madison, WI 53711 .....I

Coach: Bo Ryan, Wilkes 1969

**2005-06 RESULTS (19-12)**

80 Norfolk St. †	51
95 Eastern Ky. †	89
84 Old Dominion †	81
92 Coastal Caro. ■	54
88 Wake Forest	91
71 Pepperdine ■	55
82 Wis.-Green Bay ■	62
77 Marquette ■	63
54 UNC Wilmington ■	51
74 Wis.-Milwaukee ■	68
78 Louisiana Tech ■	52
64 Pittsburgh	73
66 Iowa ■	52
82 Michigan St. ■	63
64 Minnesota	62
68 Northwestern ■	52
67 Ohio St.	77
55 North Dakota St. ■	62
72 Penn St. ■	43
76 Michigan	85
51 Illinois ■	66
62 Purdue	70
72 Indiana ■	54
82 Penn St.	62
78 Ohio St. ■	73
51 Northwestern	62
80 Minnesota ■	74
65 Michigan St.	74
44 Iowa	59
56 Indiana †	61
75 Arizona †	94

Nickname: Badgers  
 Colors: Cardinal & White  
 Arena: Kohl Center  
 Capacity: 17,142; Year Built: 1998  
 AD: Barry Alvarez  
 SID: Brian Lucas

**WIS. LUTHERAN**

Milwaukee, WI 53226 .....III

Coach: Skip Noon, Martin Luther 1986

**2005-06 RESULTS (14-15)**

78 Whitworth †	80
81 Grace Bible (Mich.) †	85
73 Wis.-Eau Claire ■	84
83 Rockford	91
66 Lawrence ■	75
84 Swarthmore †	77
65 Washington-St. Louis	80
76 Lakeland ■	68
64 Dominican (Ill.) ■	71
95 Concordia (Wis.) ■	94
71 Wis.-Whitewater ■	84
61 Milwaukee Engr.	76
80 Elms †	93
74 Ind.-South Bend †	67
96 Maranatha Baptist ■	64
97 Marian (Wis.) ■	82
80 Dominican (Ill.)	87
78 Northland Bapt.	64
60 Lakeland	71
68 Marian (Wis.)	73
94 Milwaukee Engr. ■	95
82 Edgewood ■	78
94 Maranatha Baptist	67
90 Concordia (Wis.)	82
83 Edgewood	78
84 Concordia (Wis.) ■	77
77 Marian (Wis.) ■	69

85 Edgewood ■ .....68  
 51 Hope .....93  
 Nickname: Warriors  
 Colors: Forest Green & White  
 Arena: The REX  
 Capacity: 2,500; Year Built: 1992  
 AD: Edward Noon  
 SID: Cheryl Pasbrig

**WIS.-EAU CLAIRE**

Eau Claire, WI 54702-4004.....III

Coach: Terry Gibbons, Wis.-Oshkosh  
 1983

**2005-06 RESULTS (12-14)**

54	Coe ■	.....66
70	Buena Vista ■	.....64
84	Wis. Lutheran	.....73
74	Concordia (Wis.) †	.....65
35	Wis.-Stout ■	.....72
58	Wis.-La Crosse ■	.....64
57	Wis.-River Falls ■	.....56
98	Finlandia ■	.....70
76	St. Scholastica ■	.....60
76	St. Mary's (Minn.) ■	.....66
70	Finlandia ■	.....64
62	Wis.-Whitewater	.....70
58	Wis.-Oshkosh ■	.....68
66	Wis.-Stevens Point	.....90
60	Wis.-Platteville	.....66
76	Wis.-Superior ■	.....57
61	Wis.-La Crosse	.....73
47	Wis.-Stout	.....59
56	Wis.-Platteville ■	.....51
76	Wis.-Stevens Point ■	.....79
90	Finlandia	.....84
57	Wis.-River Falls	.....59
63	Wis.-Oshkosh	.....81
90	Wis.-Superior	.....71
88	Wis.-Whitewater ■	.....91
47	Wis.-Whitewater	.....88

Nickname: Blugolds  
 Colors: Navy Blue & Old Gold  
 Arena: W.L. Zorn Arena  
 Capacity: 2,450; Year Built: 1952  
 AD: Scott Kilgallon  
 SID: Tim Petermann

**WIS.-GREEN BAY**

Green Bay, WI 54311-7001 .....I

Coach: Tod Kowalczyk, Minn.-Duluth  
 1989

**2005-06 RESULTS (15-16)**

71	UNC Greensboro †	.....48
54	Washington	.....87
54	Miami (Fla.) †	.....80
62	Central Mich.	.....67
60	North Dakota St. ■	.....55
51	Illinois St.	.....59
62	Wisconsin	.....82
75	Montana St. ■	.....73
73	Eastern Mich.	.....69
60	Wis.-Milwaukee	.....80
69	Michigan St. ■	.....98
106	Northern Mich. ■	.....58
77	UC Irvine ■	.....65
57	Detroit	.....60
70	Youngstown St.	.....95
90	Ill.-Chicago ■	.....84
84	Wis.-Milwaukee ■	.....77
57	Wright St. ■	.....44
63	Cleveland St. ■	.....66
72	Loyola (Ill.)	.....66
68	Ill.-Chicago	.....81
45	Detroit ■	.....42
66	Butler	.....72
49	Wright St.	.....59
69	Loyola (Ill.) ■	.....59
80	Youngstown St. ■	.....58

57	Butler ■	.....63
64	Fairleigh Dickinson ■	.....68
76	Cleveland St.	.....72
76	Ill.-Chicago †	.....66
51	Butler †	.....73

Nickname: Phoenix  
 Colors: Green, White & Red  
 Arena: Resch Center  
 Capacity: 9,877; Year Built: 2002  
 AD: Ken Bothof  
 SID: Nick Brilowski

**WIS.-LA CROSSE**

La Crosse, WI 54601 .....III

Coach: Ken Koelbl, Viterbo 1990

**2005-06 RESULTS (20-8)**

80	Buena Vista ■	.....57
67	Coe ■	.....48
73	Viterbo	.....63
78	Lakeland	.....67
81	Ripon	.....68
57	Wis.-Whitewater ■	.....63
64	Wis.-Eau Claire	.....58
79	Wis.-Platteville	.....68
55	Wis.-Stevens Point ■	.....71
70	Edgewood	.....59
55	St. Thomas (Minn.) ■	.....45
82	Carleton ■	.....64
88	Northland	.....54
61	Wis.-Stout	.....59
65	Wis.-Oshkosh	.....67
79	Wis.-Superior	.....62
57	Wis.-River Falls ■	.....55
73	Wis.-Eau Claire ■	.....61
70	Wis.-Whitewater	.....83
86	Wis.-Superior	.....67
60	Wis.-Oshkosh ■	.....55
77	Wis.-Stevens Point	.....83
60	Wis.-Platteville	.....55
80	Wis.-River Falls	.....75
68	Wis.-Stout	.....71
70	Wis.-Oshkosh	.....67
70	Wis.-Whitewater	.....72
71	Calvin †	.....79

Nickname: Eagles  
 Colors: Maroon & Gray  
 Arena: Mitchell Hall  
 Capacity: 2,880; Year Built: 1964  
 AD: Joe Baker  
 SID: David Johnson

**WIS.-MILWAUKEE**

Milwaukee, WI 53211 .....I

Coach: Rob Jeter, Wis.-Platteville 1991

**2005-06 RESULTS (22-9)**

52	Memphis	.....79
93	Upper Iowa ■	.....64
67	Tennessee Tech	.....72
82	St. Louis ■	.....71
76	South Dakota St.	.....51
58	Hawaii ■	.....52
68	Wisconsin	.....74
80	Wis.-Green Bay ■	.....60
83	Oakland ■	.....60
84	Wyoming	.....69
78	Montana	.....74
75	Cleveland St. ■	.....68
68	Ill.-Chicago	.....45
64	Butler ■	.....59
78	Loyola (Ill.) ■	.....75
77	Wis.-Green Bay	.....84
72	Detroit	.....71
61	Wright St. ■	.....54
78	Youngstown St.	.....70
68	Loyola (Ill.)	.....57
54	Wright St.	.....59
60	Butler	.....63
98	Youngstown St. ■	.....57

86	Cleveland St.	.....57
86	Ill.-Chicago ■	.....94
63	Missouri St. ■	.....72
76	Detroit ■	.....57
80	Loyola (Ill.) ■	.....66
87	Butler ■	.....71
82	Oklahoma †	.....74
60	Florida †	.....82

Nickname: Panthers  
 Colors: Black & Gold  
 Arena: Klatsche Center  
 Capacity: 5,000; Year Built: 1977  
 AD: Bud K. Haidet  
 SID: Kevin O'Connor

**WIS.-OSHKOSH**

Oshkosh, WI 54901-8683 .....III

Coach: Ted Van Dellen, Wis.-Oshkosh  
 1978

**2005-06 RESULTS (17-9)**

75	Lawrence	.....82
80	Finlandia ■	.....49
61	Wis.-Stevens Point	.....74
65	Wis.-Superior	.....55
57	St. Norbert	.....52
55	Wis.-Stout	.....58
70	Carroll (Wis.)	.....69
76	Haskell ■	.....55
75	Aurora †	.....63
57	Wartburg †	.....65
72	Edgewood	.....52
54	Wis.-Platteville	.....50
68	Wis.-Eau Claire	.....58
69	Robert Morris-S'fiel ■	.....58
67	Wis.-La Crosse ■	.....65
55	Wis.-River Falls	.....49
68	Wis.-Whitewater	.....67
76	Wis.-Superior ■	.....55
74	Wis.-Stevens Point ■	.....62
56	Wis.-River Falls	.....58
55	Wis.-La Crosse	.....60
61	Wis.-Stout	.....80
81	Wis.-Eau Claire ■	.....63
49	Wis.-Whitewater	.....59
80	Wis.-Platteville ■	.....66
67	Wis.-La Crosse ■	.....70

Nickname: Titans  
 Colors: Black, Gold & White  
 Arena: Kalf Sports Center  
 Capacity: 5,800; Year Built: 1971  
 AD: Allen F. Ackerman  
 SID: Kennan Timm

**WIS.-PARKSIDE**

Kenosha, WI 53141-2000 .....II

Coach: Luke Reigel, Wis.-Platteville 1997

**2005-06 RESULTS (15-13)**

75	Viterbo ■	.....57
72	Michigan Tech †	.....55
80	Lake Superior St. †	.....59
92	Purdue-Calumet ■	.....72
82	Grace (Ind.) ■	.....68
71	Indianapolis ■	.....75
67	St. Joseph's (Ind.) ■	.....70
61	Southern Ind.	.....83
59	Ky. Wesleyan	.....55
82	Winona St. ■	.....79
74	Mo.-Rolla ■	.....54
88	Mo.-St. Louis ■	.....77
47	Michigan Tech	.....74
82	Northland Bapt. ■	.....60
58	Lewis	.....56
58	Bellarmine	.....62
66	Northern Ky.	.....71
81	Quincy	.....80
56	SIU Edwardsville ■	.....81
70	Drury	.....90
62	Rockhurst	.....52

66	Lewis ■	.....71
79	Ky. Wesleyan ■	.....77
75	St. Joseph's (Ind.)	.....84
62	Indianapolis	.....54
65	Northern Ky. ■	.....68
83	Bellarmine ■	.....90
71	Quincy †	.....82

Nickname: Rangers  
 Colors: Green, White & Black  
 Arena: DeSimone Gymnasium  
 Capacity: 2,120; Year Built: 1970  
 AD: David C. Williams  
 SID: Steve Kratochvil

**WIS.-PLATTEVILLE**

Platteville, WI 53818-3099 .....III

Coach: Paul Combs, Ripon 1993

**2005-06 RESULTS (12-13)**

73	Simpson ■	.....43
71	Robert Morris-Chi. ■	.....77
74	Edgewood ■	.....49
84	Dubuque	.....86
66	Loras †	.....42
67	Elmhurst ■	.....66
50	Wis.-Stout	.....56
68	Wis.-La Crosse ■	.....79
58	Wis.-River Falls	.....45
55	Mary Hardin-Baylor	.....52
85	Concordia-Austin	.....88
50	Wis.-Oshkosh ■	.....54
67	Wis.-Superior	.....37
61	Wis.-Whitewater ■	.....72
66	Wis.-Eau Claire	.....60
70	Wis.-Stevens Point	.....66
73	Wis.-Stout	.....78
51	Wis.-Eau Claire	.....56
64	Wis.-Whitewater	.....67
70	Wis.-River Falls ■	.....56
55	Wis.-La Crosse	.....60
72	Wis.-Superior ■	.....43
66	Wis.-Stevens Point ■	.....65
66	Wis.-Oshkosh	.....80
65	Wis.-Stevens Point	.....70

Nickname: Pioneers  
 Colors: Blue & Orange  
 Arena: Williams Fieldhouse  
 Capacity: 2,300; Year Built: 1962  
 AD: Mark Molesworth  
 SID: Paul Erickson

**WIS.-RIVER FALLS**

River Falls, WI 54022 .....III

Coach: Rick Bowen, Indiana 1966

**2005-06 RESULTS (6-19)**

54	Concordia-St. Paul ■	.....57
67	St. John's (Minn.)	.....78
71	Concordia (Cal.) †	.....86
67	Westmont †	.....75
61	Wis.-Superior ■	.....55
53	Wis.-Stevens Point	.....74
56	Wis.-Eau Claire	.....57
45	Wis.-Platteville ■	.....58
54	Macalester	.....62
79	Bethany Lutheran	.....61
64	Simpson ■	.....65
53	St. Thomas (Minn.) ■	.....56
65	Wis.-Whitewater	.....76
66	Wis.-Stout	.....57
49	Wis.-Oshkosh	.....55
55	Wis.-La Crosse	.....57
56	Wis.-Stevens Point ■	.....70
75	Wis.-Superior	.....60
58	Wis.-Oshkosh ■	.....56
49	Wis.-Stout ■	.....63
56	Wis.-Platteville	.....70
59	Wis.-Eau Claire	.....57
56	Wis.-Whitewater	.....81
75	Wis.-La Crosse ■	.....80



65 Wis.-Stout.....75  
 Nickname: Falcons  
 Colors: Red & White  
 Arena: Karges Center  
 Capacity: 2,000; Year Built: 1958  
 AD: Richard H. Bowen  
 SID: Jim Thies

**WIS.-STEVENS POINT**

Stevens Point, WI 54481.....III

Coach: Bob Semling, Wis.-Eau Claire  
 1981

**2005-06 RESULTS (17-10)**

69 Cardinal Stritch ■.....	54
99 Ripon.....	89
58 Lakeland.....	63
74 Wis.-Oshkosh ■.....	61
74 Wis.-River Falls ■.....	53
64 Wis.-Whitewater.....	70
71 Wis.-La Crosse.....	55
84 Northland.....	59
75 Buena Vista †.....	70
64 Mid-America Naz. †.....	77
67 Clarke.....	73
73 Viterbo ■.....	52
79 Wis.-Superior.....	49
89 Wis.-Stout ■.....	84
90 Wis.-Eau Claire ■.....	66
66 Wis.-Platteville ■.....	70
70 Wis.-River Falls.....	56
62 Wis.-Oshkosh.....	74
66 Edgewood.....	67
79 Wis.-Eau Claire.....	76
83 Wis.-La Crosse ■.....	77
64 Wis.-Whitewater ■.....	79
69 Wis.-Stout.....	68
65 Wis.-Platteville.....	66
85 Wis.-Superior ■.....	56
70 Wis.-Platteville ■.....	65
70 Wis.-Stout.....	78

Nickname: Pointers  
 Colors: Purple & Gold  
 Arena: Quandt Fieldhouse  
 Capacity: 3,281; Year Built: 1969  
 AD: Frank O'Brien  
 SID: Jim Strick

**WIS.-STOUT**

Menomonie, WI 54751-0790...III

Coach: Ed Andrist, Wis.-Stout 1976

**2005-06 RESULTS (22-7)**

91 St. Thomas (Minn.) †.....	90
82 Wooster.....	90
64 Macalester.....	55
68 Northland ■.....	63
72 Wis.-Eau Claire.....	35
56 Wis.-Platteville ■.....	50
58 Wis.-Superior.....	37
58 Wis.-Oshkosh.....	55
67 Bethany Lutheran.....	60
59 St. Norbert ■.....	58
85 St. Scholastica ■.....	63
70 Augustana (Ill.) ■.....	66
59 Wis.-La Crosse ■.....	61
84 Wis.-Stevens Point.....	89
57 Wis.-River Falls ■.....	66
78 Wis.-Whitewater ■.....	73
78 Wis.-Platteville.....	73
59 Wis.-Eau Claire ■.....	47
80 Wis.-Whitewater.....	71
63 Wis.-River Falls.....	49
80 Wis.-Oshkosh ■.....	61
74 Wis.-Superior.....	52
68 Wis.-Stevens Point ■.....	69
71 Wis.-La Crosse.....	68
75 Wis.-River Falls ■.....	65
78 Wis.-Stevens Point ■.....	70
60 Wis.-Whitewater.....	78

66 Carleton †.....	64
70 Augustana (Ill.).....	77

Nickname: Blue Devils  
 Colors: Navy & White  
 Arena: Johnson Fieldhouse  
 Capacity: 1,800; Year Built: 1965  
 AD: Steve Terry  
 SID: Layne Pitt

**WIS.-SUPERIOR**

Superior, WI 54880-4500.....III

Coach: Bill Chambliss, Wis.-Superior  
 1971

**2005-06 RESULTS (5-20)**

74 Martin Luther †.....	73
62 St. Scholastica.....	61
61 Northland.....	54
55 Wis.-River Falls.....	61
55 Wis.-Oshkosh ■.....	65
37 Wis.-Stout ■.....	58
58 Wis.-Whitewater.....	88
49 Elmhurst †.....	76
55 Concordia (Mich.) †.....	92
70 St. Scholastica ■.....	82
49 Wis.-Stevens Point ■.....	79
37 Wis.-Platteville ■.....	67
82 Finlandia ■.....	81
62 Wis.-La Crosse.....	79
46 Michigan Tech.....	75
57 Wis.-Eau Claire.....	76
55 Wis.-Oshkosh.....	76
60 Wis.-River Falls ■.....	75
67 Wis.-La Crosse ■.....	86
76 Northland.....	70
63 Wis.-Whitewater ■.....	91
52 Wis.-Stout.....	74
43 Wis.-Platteville.....	72
71 Wis.-Eau Claire.....	90
56 Wis.-Stevens Point.....	85

Nickname: Yellowjackets  
 Colors: Gold, Black, & White  
 Arena: Gates Fieldhouse  
 Capacity: 2,500; Year Built: 1966  
 AD: Steven E. Nelson  
 SID: Dan Laughlin

**WIS.-WHITEWATER**

Whitewater, WI 53190.....III

Coach: Pat Miller, Wis.-Whitewater  
 1989

**2005-06 RESULTS (23-6)**

71 Loras †.....	73
68 Robert Morris-S'fiel †.....	51
87 Anderson (Ind.).....	76
65 Carroll (Wis.).....	75
63 Wis.-La Crosse.....	57
70 Wis.-Stevens Point ■.....	64
88 Wis.-Superior ■.....	58
67 Olivet ■.....	52
98 Haskell †.....	49
84 Wis. Lutheran.....	71
70 Wis.-Eau Claire ■.....	62
76 Wis.-River Falls.....	65
72 Wis.-Platteville.....	61
73 Wis.-Stout.....	78
67 Wis.-Oshkosh ■.....	68
83 Wis.-La Crosse ■.....	70
83 Marian (Wis.) ■.....	63
71 Wis.-Stout.....	80
67 Wis.-Platteville.....	64
91 Wis.-Superior.....	63
79 Wis.-Stevens Point.....	64
81 Wis.-River Falls ■.....	56
59 Wis.-Oshkosh.....	49
91 Wis.-Eau Claire.....	88
88 Wis.-Eau Claire ■.....	47
72 Wis.-La Crosse ■.....	70
78 Wis.-Stout.....	60

76 DePauw ■.....	68
71 Ill. Wesleyan ■.....	85

Nickname: Warhawks  
 Colors: Purple & White  
 Arena: Williams Center  
 Capacity: 3,000; Year Built: 1967  
 AD: Paul Plinske  
 SID: Tom Fick

**WITTENBERG**

Springfield, OH 45504.....III

Coach: Bill L. Brown, Wittenberg 1973

**2005-06 RESULTS (30-4)**

69 Tufts †.....	55
52 Rochester.....	50
73 Capital ■.....	54
62 Transylvania.....	51
70 Denison ■.....	52
65 Cedarville.....	59
83 Wooster.....	86
65 Ohio Northern ■.....	54
60 Otterbein ■.....	43
60 St. Norbert.....	36
63 Marian (Ind.) ■.....	49
80 Kenyon ■.....	51
86 Oberlin.....	57
74 Earlham ■.....	51
83 Hiram.....	41
77 Ohio Wesleyan ■.....	60
61 Allegheny.....	56
63 Wabash ■.....	48
74 Denison.....	49
61 Earlham.....	49
77 Wooster ■.....	86
66 Ohio Wesleyan.....	54
91 Hiram.....	52
46 Wabash.....	51
87 Allegheny ■.....	58
83 Denison.....	61
63 Ohio Wesleyan †.....	46
71 Wooster.....	69
76 Lake Erie ■.....	40
78 Baldwin-Wallace ■.....	60
56 Hope ■.....	49
74 Transylvania ■.....	61
64 Amherst †.....	60
56 Va. Wesleyan †.....	59

Nickname: Tigers  
 Colors: Red & White  
 Arena: Health, PE & Rec Center  
 Capacity: 3,000; Year Built: 1982  
 AD: Garnett Purnell  
 SID: Ryan Maurer

**WOFFORD**

Spartanburg, SC 29303-3663...I

Coach: Mike Young, Emory & Henry  
 1986

**2005-06 RESULTS (11-18)**

73 Fairleigh Dickinson †.....	62
41 West Virginia.....	61
75 Purdue.....	82
81 Toccoa Falls ■.....	15
68 East Caro.....	70
62 East Caro. ■.....	66
91 Virginia-Wise ■.....	46
60 Clemson.....	62
40 Miami (Fla.).....	71
43 South Carolina.....	73
86 Union (Ky.).....	56
71 Notre Dame.....	74
60 King (Tenn.) ■.....	40
61 Elon ■.....	64
62 Davidson.....	80
52 Furman ■.....	83
75 Ga. Southern.....	91
67 Citadel.....	52
58 Col. of Charleston ■.....	66

76 Western Caro. ■.....	57
84 UNC Greensboro ■.....	78
60 Appalachian St.....	59
71 Chattanooga.....	82
84 Davidson ■.....	71
59 Furman.....	67
78 Ga. Southern ■.....	62
64 Col. of Charleston.....	69
80 Citadel ■.....	84
65 Appalachian St. †.....	66

Nickname: Terriers  
 Colors: Old Gold & Black  
 Arena: Benjamin Johnson Arena  
 Capacity: 3,500; Year Built: 1981  
 AD: Richard Johnson  
 SID: Mark Cohen

**WOOSTER**

Wooster, OH 44691.....III

Coach: Steve Moore, Wittenberg 1974

**2005-06 RESULTS (26-4)**

84 Kalamazoo ■.....	66
90 Wis.-Stout.....	82
77 Methodist †.....	63
150 Emory & Henry.....	101
109 Denison.....	73
83 Earlham.....	81
112 Oberlin ■.....	53
86 Wittenberg ■.....	83
133 Westminster (Pa.) ■.....	110
108 Baldwin-Wallace ■.....	113
129 Thiel ■.....	80
62 TCNJ †.....	53
97 Wash. & Jeff.....	72
102 Allegheny.....	71
111 Wabash.....	76
102 Hiram.....	91
103 Ohio Wesleyan ■.....	94
76 Kenyon.....	63
99 Earlham ■.....	63
121 Allegheny ■.....	88
86 Wittenberg.....	77
129 Hiram ■.....	67
95 Wabash ■.....	71
97 Kenyon ■.....	72
83 Ohio Wesleyan.....	86
96 Kenyon ■.....	44
84 Earlham ■.....	74
69 Wittenberg ■.....	71
84 Randolph-Macon †.....	70
88 Transylvania.....	91

Nickname: Fighting Scots  
 Colors: Black & Old Gold  
 Arena: Timken Gymnasium  
 Capacity: 3,400; Year Built: 1968  
 AD: Keith D. Beckett  
 SID: Hugh Howard

**WPI**

Worcester, MA 01609.....III

Coach: Chris Bartley, Mass.-Lowell 1994

**2005-06 RESULTS (23-4)**

98 Worcester St. ■.....	90
89 Nichols ■.....	82
87 Bridgewater St. ■.....	76
96 Salem St. ■.....	71
76 Lasell.....	68
61 Rochester Inst. †.....	56
73 Williams.....	71
61 Endicott.....	60
76 Roger Williams.....	61
57 Babson.....	52
67 Clark (Mass.) ■.....	72
60 MIT ■.....	58
86 Fitchburg St. ■.....	64
73 Springfield.....	67
66 Coast Guard.....	61
82 Wheaton (Mass.) ■.....	77

71 Clark (Mass.).....	69
72 Babson ■.....	68
87 Mass.-Boston.....	83
58 MIT.....	57
62 Wheaton (Mass.).....	64
48 Coast Guard ■.....	60
83 Springfield ■.....	76
81 Wheaton (Mass.) ■.....	67
69 MIT ■.....	56
79 Bridgewater St. ■.....	62
58 Utica ■.....	76

Nickname: Engineers  
 Colors: Crimson & Gray  
 Arena: Harrington Auditorium  
 Capacity: 3,000; Year Built: 1967  
 AD: Dana L. Harmon  
 SID: Rusty Eggen

**WORCESTER ST.**

Worcester, MA 01602-2597.....III

Coach: Dave Lindberg, Worcester St.  
 1991

**2005-06 RESULTS (13-14)**

90 WPI.....	98
93 Becker †.....	57
80 Mass.-Dartmouth ■.....	62
85 Clark (Mass.) ■.....	96
67 Nichols.....	72
65 Amherst.....	94
91 Rutgers-Camden †.....	71
64 Colorado Col.....	61
75 Salve Regina ■.....	77
73 Potsdam St.....	75
79 Fitchburg St.....	46
51 Eastern Nazarene ■.....	49
72 Westfield St. ■.....	67
76 Framingham St.....	61
75 Mass. Liberal Arts.....	60
55 Bridgewater St. ■.....	78
79 Salem St.....	85
66 Fitchburg St. ■.....	69
45 Eastern Conn. St.....	48
66 Westfield St.....	88
77 Framingham St. ■.....	71
84 Becker ■.....	66
82 Mass. Liberal Arts ■.....	46
55 Bridgewater St.....	69
64 Salem St. ■.....	77
70 Westfield St.....	53
46 Bridgewater St. †.....	59

Nickname: Lancers  
 Colors: Royal Blue & Gold  
 Arena: Lancer Gymnasium  
 Capacity: 1,200; Year Built: 1953  
 AD: Susan E. Chapman  
 SID: John Meany

**WRIGHT ST.**

Dayton, OH 45435-0001.....I

Coach: Paul Biancardi, Salem St. 1985

**2005-06 RESULTS (13-15)**

80 Belmont.....	86
53 Toledo.....	64
50 Ball St. ■.....	71
46 Miami (Ohio).....	54
69 Detroit ■.....	58
42 Northern Ill.....	62
87 Belmont ■.....	79
63 Tex.-Pan American ■.....	53
72 Northeastern ■.....	65
44 Akron.....	72
58 Cleveland St.....	55
77 Loyola (Ill.) ■.....	63
88 Kenyon ■.....	47
64 Youngstown St.....	60
44 Wis.-Green Bay.....	57
54 Wis.-Milwaukee.....	61
57 Ill.-Chicago ■.....	62

62 Butler.....	70
81 Youngstown St. ■.....	67
59 Wis.-Milwaukee ■.....	54
59 Wis.-Green Bay ■.....	49
66 Detroit.....	70
86 Butler ■.....	83
56 Cleveland St. ■.....	63
70 Bowling Green.....	51
63 Loyola (Ill.).....	76
66 Ill.-Chicago.....	69
64 Ill.-Chicago.....	77

Nickname: Raiders  
 Colors: Green & Gold  
 Arena: Ervin J. Nutter Center  
 Capacity: 11,019; Year Built: 1990  
 AD: Michael J. Cusack  
 SID: Robert J. Noss

**WYOMING**

Laramie, WY 82071-3414.....I

Coach: Steve McClain, Chadron St.  
 1984

**2005-06 RESULTS (14-18)**

69 Alabama St. ■.....	54
59 UNC Wilmington ■.....	62
87 Charlotte ■.....	78
83 Northern Colo. ■.....	70
47 Washington St.....	63
53 Southern Ill. ■.....	57
105 UC-Colo. Spgs. ■.....	67
50 Princeton.....	59
80 Montana St. †.....	67
75 SMU ■.....	69
69 Wis.-Milwaukee ■.....	84
58 Weber St. ■.....	48
64 Denver.....	69
77 UNLV ■.....	88
68 TCU.....	64
55 Air Force ■.....	50
77 New Mexico ■.....	70
67 Brigham Young.....	80
72 Colorado St.....	67
77 San Diego St. ■.....	78
63 Utah ■.....	71
54 UNLV.....	66
67 TCU ■.....	65
61 Air Force.....	62
45 New Mexico.....	47
68 Brigham Young ■.....	74
78 Colorado St. ■.....	80
72 San Diego St.....	91
70 Utah.....	79
57 Air Force †.....	55
60 Utah †.....	47
64 San Diego St. †.....	69

Nickname: Cowboys  
 Colors: Brown & Gold  
 Arena: Arena-Auditorium  
 Capacity: 15,000; Year Built: 1982  
 AD: Barbara Burke  
 SID: Tim Harkins

**XAVIER**

Cincinnati, OH 45207-7530.....I

Coach: Sean Miller, Pittsburgh 1992

**2005-06 RESULTS (21-11)**

80 Eastern Ill. ■.....	35
74 Purdue †.....	55
81 Coppin St. ■.....	56
62 Illinois †.....	65
79 Florida A&M ■.....	51
75 Miami (Ohio).....	65
59 Creighton.....	61
78 Troy ■.....	54
73 Southern U. ■.....	56
62 St. Joseph's.....	58
99 St. Bonaventure ■.....	71
82 Eastern Ky. ■.....	63

78 Charlotte.....	65
73 Cincinnati ■.....	71
54 St. Louis ■.....	59
79 Temple.....	81
60 Dayton ■.....	55
85 George Washington ■.....	89
47 St. Louis.....	61
63 Richmond.....	51
70 La Salle ■.....	79
84 Fordham ■.....	64
91 Duquesne ■.....	70
62 Dayton.....	66
85 Rhode Island.....	76
58 St. Joseph's ■.....	68
56 Massachusetts.....	65
75 Massachusetts †.....	66
59 Charlotte †.....	55
70 Fordham †.....	59
62 St. Joseph's †.....	61
75 Gonzaga †.....	79

Nickname: Musketeers  
 Colors: Blue, Gray & White  
 Arena: Cintas Center  
 Capacity: 10,250; Year Built: 2000  
 AD: Mike Bobinski  
 SID: Tom Eiser

**YALE**

New Haven, CT 06520-8216....I

Coach: James Jones, Albany (N.Y.) 1986

**2005-06 RESULTS (15-14)**

69 Louisiana Tech †.....	68
64 Nebraska.....	73
70 Longwood †.....	67
60 Bucknell.....	87
72 Sacred Heart ■.....	67
69 Wagner ■.....	73
60 Hartford.....	76
71 Hampton ■.....	52
73 Navy ■.....	70
63 Providence.....	76
69 James Madison †.....	79
96 Savannah St. †.....	67
70 Rice.....	67
46 Kansas.....	87
71 American.....	59
75 Brown ■.....	61
62 Brown.....	67
82 Harvard ■.....	74
72 Dartmouth ■.....	55
49 Princeton.....	66
52 Penn.....	74
74 Columbia ■.....	67
74 Cornell ■.....	65
64 Dartmouth.....	72
77 Harvard.....	66
64 Cornell.....	68
71 Columbia.....	65
55 Penn ■.....	57
45 Princeton ■.....	56

Nickname: Elis, Bulldogs  
 Colors: Yale Blue & White  
 Arena: John J. Lee Amphitheater  
 Capacity: 3,100; Year Built: 1932  
 AD: Thomas A. Beckett  
 SID: Tim Bennett

**YESHIVA**

New York, NY 10033-3201.....III

Coach: Jonathan Halpert, Yeshiva 1966

**2005-06 RESULTS (13-12)**

63 FDU-Florham †.....	68
64 Medgar Evers †.....	47
65 Baruch ■.....	70
57 Stevens Institute ■.....	73
47 Manhattanville ■.....	46
75 Lesley.....	79
71 Mt. St. Mary (N.Y.).....	65

73 St. Joseph's (L.I.).....	58
52 Lehman ■.....	47
76 Mt. St. Vincent ■.....	54
54 Rhodes.....	70
66 Farmingdale.....	73
66 Maritime (N.Y.) ■.....	46
76 Centenary (N.J.).....	54
76 Mt. St. Mary (N.Y.) ■.....	85
57 Centenary (N.J.) ■.....	50
57 Manhattanville.....	82
44 Old Westbury.....	72
63 CCNY.....	72
76 Polytechnic (N.Y.).....	70
66 Merchant Marine ■.....	53
63 Stevens Institute.....	73
68 Brooklyn ■.....	52
79 Mt. St. Vincent.....	76
70 Mt. St. Mary (N.Y.).....	81

Nickname: Maccabees  
 Colors: Royal Blue & White  
 Arena: Max Stern Athletic Center  
 Capacity: 1,100; Year Built: 1985  
 AD: Joe Bednarsh  
 SID: Joe Bednarsh

**YORK (N.Y.)**

Jamaica, NY 11451.....III

Coach: Ronald St. John, York (N.Y.)  
 1980

**2005-06 RESULTS (15-14)**

69 Oswego St.....	81
70 Cazenovia †.....	77
91 Mt. St. Vincent ■.....	82
89 Mt. St. Mary (N.Y.).....	100
64 Old Westbury.....	63
52 New York U.....	65
85 Medgar Evers.....	67
66 City Tech.....	60
61 Rochester Inst.....	66
57 Oswego St. †.....	73
65 Rutgers-Newark ■.....	76
85 St. Joseph's (L.I.) ■.....	68
75 Staten Island.....	69
91 Brooklyn ■.....	71
61 Wm. Paterson.....	74
66 Baruch ■.....	74
74 Lehman ■.....	57
113 Ramapo ■.....	116
62 CCNY.....	72
86 Hunter.....	70
66 Staten Island ■.....	76
71 City Tech ■.....	50
86 Medgar Evers ■.....	88
82 John Jay ■.....	66
84 Brooklyn.....	78
69 CCNY †.....	60
65 John Jay †.....	50
72 Baruch †.....	62
67 York (Pa.).....	87

Nickname: Cardinals  
 Colors: Red & White  
 Arena: Health & P.E. Complex  
 Capacity: 1,200; Year Built: 1990  
 AD: TBA  
 SID: Jessica Cherry

**YORK (PA.)**

York, PA 17405-7199.....III

Coach: Jeff Gamber, Millersville 1968

**2005-06 RESULTS (25-4)**

74 DeSales †.....	60
68 Dickinson.....	46
89 Gettysburg ■.....	80
80 Goucher ■.....	66
89 Albright.....	71
67 Salisbury.....	69
82 Juniata.....	74
83 Mount Union ■.....	62

85 Ursinus ■ .....79  
 91 Brockport St. ■ .....77  
 105 Lebanon Valley ■ .....59  
 86 Messiah ■ .....77  
 79 Marymount (Va.) ■ .....54  
 86 St. Mary's (Md.) ■ .....56  
 67 Catholic .....69  
 98 Mary Washington ■ .....93  
 73 Gallaudet .....60  
 96 Salisbury ■ .....62  
 92 Goucher .....58  
 72 Marymount (Va.) .....56  
 93 Hood .....83  
 73 Catholic ■ .....46  
 83 St. Mary's (Md.) .....64  
 94 Gallaudet ■ .....75  
 88 Mary Washington .....75  
 89 Goucher ■ .....68  
 64 Salisbury ■ .....66  
 87 York (N.Y.) ■ .....67  
 69 Widener ■ .....71

Nickname: Spartans  
 Colors: Kelly Green & White

Arena: Wolf Gym  
 Capacity: 1,200; Year Built: 1964  
 AD: Sean Sullivan  
 SID: Scott Guise

**YOUNGSTOWN ST.**  
 Youngstown, OH 44555-0001 ...I

Coach: Jerry Slocum, King's (N.Y.) 1975

**2005-06 RESULTS (7-21)**

58 St. Francis (Pa.) .....71  
 95 Slippery Rock ■ .....53  
 62 Akron .....67  
 69 Kent St. ■ .....77  
 70 Marshall .....73  
 71 Eastern Mich. ....77  
 58 St. Bonaventure .....66  
 72 Duquesne ■ .....51  
 72 James Madison ■ .....65  
 67 Siena .....75  
 84 Ill.-Chicago .....85

84 Loyola (Ill.) .....76  
 95 Wis.-Green Bay ■ .....70  
 63 Detroit .....68  
 60 Wright St. ■ .....64  
 50 Cleveland St. ■ .....63  
 64 Butler ■ .....62  
 70 Wis.-Milwaukee ■ .....78  
 68 Cleveland St. .....63  
 67 Wright St. ....81  
 63 Ill.-Chicago ■ .....70  
 57 Wis.-Milwaukee .....98  
 58 Wis.-Green Bay .....80  
 54 Detroit ■ .....65  
 68 Canisius .....75  
 64 Butler .....72  
 84 Loyola (Ill.) ■ .....87  
 61 Loyola (Ill.) .....76

Nickname: Penguins  
 Colors: Red & White  
 Arena: Beeghly Center  
 Capacity: 6,500; Year Built: 1972  
 AD: Ron Strollo  
 SID: Trevor Parks









The NCAA salutes the more than  
**380,000** student-athletes  
participating in **23 sports** at  
more than **1,200** member institutions

