

第18回
オリンピック競技大会

THE GAMES OF
THE XVIII OLYMPIAD
TOKYO
1964

第十八回オリンピック競技大会

THE GAMES OF THE XVIII OLYMPIAD TOKYO 1964

The Official Report of the Organizing Committee

CONTENTS

ATHLETICS	17	Time Table
	18	Main Stadium
	19	(Men)
		100 m
	22	200 m
	25	400 m
	27	800 m
	29	1500 m
	31	5000 m
	33	10000 m
	34	110 m Hurdles
	36	400 m Hurdles
	38	3000m Steeplechase
	39	4X100 m
	42	4X400 m
	44	High Jump
	45	Pole Vault
	47	Long Jump
	48	Triple Jump
	51	Shot Put
	53	Discus Throw
	54	Hammer Throw
	56	Javelin Throw
	57	Decathlon
	73	Marathon
	74	Marathon and 50 km Walking Course
	77	20 km Walk
	78	50 km Walk
	80	20 km Walking Course
	89	(Women)
		100 m
	90	200 m
	91	400 m
	93	800 m
	94	80 m Hurdles
	95	4X100 m
	98	High Jump
	99	Long Jump
	101	Shot Put
	102	Discus Throw
	103	Javelin Throw
	104	Pentathlon
ROWING	113	Time Table
	114	Single Sculls
	115	Double Sculls
	117	Pair-Oars without Cox
	118	Pair-Oars with Cox
	119	Four-Oars without Cox
	121	Four-Oars with Cox
	122	Eight-Oars with Cox
BASKET-BALL	129	Basket-Ball events
BOXING	185	Time Table
	186	Fly-weight
	191	Bantam-weight
	197	Feather-weight
	203	Light-weight





















	210	Light Welter-weight
	216	Welter-weight
	222	Light Middle-weight
	228	Middle-weight
	233	Light Heavy-weight
	238	Heavy-weight
CANOEING	245	Time Table
	246	(Men)
		1000 m K-1
	247	1000 m K-2
	248	1000 m K-4
	249	1000 m C-1
	250	1000 m C-2
	251	(Women)
		500 m K-1
	252	500 m K-2
CYCLING	257	Time Table
	258	1000 m Time Trial
	259	4000 m Team Pursuit Race
	261	4000 m Individual Pursuit Race
		Team Time Trial and Individual Road Race Course
	263	Individual Road Race
	267	Team Road Race Time Trial
	270	Scratch Sprint Race
	274	Tandem Sprint Race
FENCING	281	Schedule
	282	(Men)
		Foil, Individual
	289	Foil, Team
	301	Epée, Individual
	309	Epée, Team
	306	Sabre, Individual
	318	Sabre, Team
	286	(Ladies)
		Foil, Individual
	297	Foil, Team
FOOTBALL	329	Football events
GYMNASTICS	349	Time Table
	351	(Men)
		Individual Classification
	352	Competition by Apparatus
		Floor Exercise
	355	Side Horse
	357	Rings
	360	Long Horse Vault
	362	Parallel Bars
	365	Horizontal Bar
	368	Team Classification
	374	(Women)
		Individual Classification
	375	Competition by Apparatus
		Horse Vault
	376	Uneven Parallel Bars

	378	Balance Beam
	380	Floor Exercise
	382	Team Classification
WEIGHT-LIFTING	401	Time Table Bantam-weight
	402	Feather-weight
	403	Light-weight
	404	Middle-weight
	406	Light Heavy-weight
	407	Middle Heavy-weight
	408	Heavy-weight
HOCKEY	413	Hockey events
JUDO	449	Time Table Light-weight
	452	Middle-weight
	454	Heavy-weight
	456	All-weights
WRESTLING	461	Time Table
	462	Free style • Fly-weight
	465	Free style • Bantam-weight
	468	Free style • Feather-weight
	471	Free style • Light-weight
	474	Free style • Welter-weight
	477	Free style • Middle-weight
	480	Free style • Light Heavy-weight
	483	Free style • Heavy-weight
	486	Greco Roman style • Fly-weight
	488	Greco Roman style • Bantam-weight
	491	Greco Roman style • Feather-weight
	494	Greco Roman style • Light-weight
	497	Greco Roman style • Welter-weight
	500	Greco Roman style • Middle-weight
	503	Greco Roman style • Light Heavy-weight
	506	Greco Roman style • Heavy-weight
SWIMMING & DIVING	513	Daily Programme
	514	(Men)
		100 m Free style
	515	400 m Free style
	517	1500 m Free style
	520	200 m Breast stroke
		200 m Back stroke
	522	200 m Butterfly stroke
	524	400 m Individual Medley
	525	4X100 m Free style relay
	527	4X200 m Free style relay
	529	4X100 m Medley relay
	530	(Women)
		100 m Free style
	531	400 m Free style
	532	200 m Breast stroke
	533	100 m Back stroke
		100 m Butterfly stroke
	534	400 m Individual Medley

	536	4X100 m Free style relay
	537	4X100 m Medley relay
	540	Springboard Diving-Men
	541	High Diving-Men
	542	Springboard Diving-Ladies
	543	High Diving-Ladies
MODERN PENTATHLON	561	Time Table
	562	Modern Pentathlon, Individual
	563	Modern Pentathlon, Team
		Results by Event
		Riding, Individual
	564	Riding, Team
	565	Fencing, Individual
		Fencing, Team
	566	Shooting, Individual
	568	Shooting, Team
		Swimming, Individual
	569	Swimming, Team
	570	Running, Individual
	572	Running, Team
EQUESTRIAN SPORTS	577	Time Table
	578	Grand Prix Dressage, Individual
	579	Grand Prix Dressage, Team
	580	Three-Day Event, Individual
	581	Three-Day Event, Team
	583	Dressage Test, Individual
	584	Endurance Test, Individual
	586	Three-Day Event Courses
		Sketch of Obstacles used for Endurance of the Three-Day Event
	588	Jumping Test, Individual
	589	Olympic Grand Prix Jumping, Individual
	590	Olympic Grand Prix Jumping, Team
	592	Course for Olympic Grand Prix Jumping
SHOOTING	601	Time Table
	602	Free Rifle
	604	Small Bore Rifle, 3 positions
	608	Small Bore Rifle, prone position
	610	Free Pistol
	611	Rapid Fire Pistol
	615	Clay Pigeon
VOLLEY-BALL	621	Volley-Ball Game Schedule
	622	Men's League
	656	Women's League
WATER-POLO	673	Water-Polo events
YACHTING	690	Schedule
		Yachting Race Area
	693	5.5 m class
	695	Dragon class
	698	Star class
	700	Flying Dutchman class
	703	Finn class

THE STORY OF NEW RECORDS ATTAINED	713	New records established during the Tokyo Olympic Games
		Athletics
		Swimming
	714	Weight-Lifting
		Shooting
COMPARISON OF AVERAGE RECORDS FOR EACH SPORT OF THE PAST FOUR OLYMPIC GAMES	715	Athletics
	716	Rowing
	717	Canoeing
		Cycling
	718	Weight-Lifting
	719	Swimming
	720	Shooting

Sports symbols used during the Tokyo Games

	Athletics		Hockey
	Rowing		Judo
	Basket-Ball		Wrestling
	Boxing		Swimming & Diving
	Canoeing		Modern Pentathlon
	Cycling		Equestrian Sports
	Fencing		Shooting
	Football		Volley-Ball
	Gymnastics		Water-Polo
	Weight-Lifting		Yachting


**OFFICIAL ABBREVIATIONS USED FOR COUNTRIES
PARTICIPATING IN THE TOKYO OLYMPIC GAMES**

ENGLISH	8 DIGITS ABBREVI- ATION	3 DIGITS ABBREVI- ATION	ENGLISH	8 DIGITS ABBREVI- ATION	3 DIGITS ABBREVI- ATION	
1. AFGHANISTAN	AFGHAN	AFG	60. LEBANON	LEBANON	LEB	
2. ALBANIA	ALBANIA	ALB	61. LIBERIA	LIBERIA	LBR	
3. ALGERIA	ALGERIA	AGR	62. LIBYA	LIBYA	LYA	
4. ARGENTINA	ARGENTIN	ARG	63. LIECHTENSTEIN	LIECHTEN	LIC	
5. AUSTRALIA	AUSTRALA	AUS	64. LUXEMBURG	LUXEMBRG	LUX	
6. AUSTRIA	AUSTRIA	AUT	65. MADAGASCAR	MADGASCA	MAG	
7. BAHAMAS	BAHAMAS	BAH	66. MALAYSIA	MALAYSIA	MAL	
8. BARBADOS	BARBADOS	BAD	67. MALI	MALI	MLI	
9. BELGIUM	BELGIUM	BEL	68. MALTA	MALTA	MAT	
10. BERMUDA	BERMUDA	BER	69. MEXICO	MEXICO	MEX	
11. BOLIVIA	BOLIVIA	BOL	70. MONACO	MONACO	MON	
12. BRAZIL	BRAZIL	BRA	71. MONGOLIA	MONGOLIA	MGL	
13. BRITISH GUIANA	B. GUIANA	GUI	72. MOROCCO	MOROCCO	MRC	
14. BULGARIA	BULGARIA	BUL	73. NEPAL	NEPAL	NEP	
15. BURMA	BURMA	BUR	74. NETHERLANDS	NETHLAND	NLD	
16. CAMBODIA	CAMBODIA	CAB	75. NETHERLANDS			
17. CAMEROONS	CAMROONS	CMR		ANTILLES	NETHANTL	NAN
18. CANADA	CANADA	CAN	76. NEW ZEALAND	NZEALAND	NZL	
19. CENTRAL AFRICA	CENTAFCA	CAF	77. NICARAGUA	NICARAGA	NGC	
20. CEYLON	CEYLON	CEY	78. NIGER	NIGER	NGR	
21. CHAD	CHAD	CHD	79. NIGERIA	NIGERIA	NGA	
22. CHILE	CHILE	CHI	80. NORTHERN			
23. COLOMBIA	COLOMBIA	COL		RHODESIA	NTHNRHOD	NRH
24. CONGO	CONGO	CGO	81. NORTH KOREA	N. KOREA	NKO	
25. COSTA RICA	COSTRICA	COS	82. NORWAY	NORWAY	NOR	
26. CUBA	CUBA	CUB	83. PAKISTAN	PAKISTAN	PAK	
27. CZECHOSLOVAKIA	CZECHSLV	CZS	84. PANAMA	PANAMA	PAN	
28. DAHOMEY	DAHOMY	DAY	85. PARAGUAY	PARAGUAY	PAR	
29. DENMARK	DENMARK	DEN	86. PERU	PERU	PER	
30. DOMINICAN			87. PHILIPPINES	PHILPINS	PHI	
REPUBLIC	DOMINICA	DOM	88. POLAND	POLAND	POL	
31. ECUADOR	ECUADOR	ECU	89. PORTUGAL	PORTUGAL	POR	
32. EL SALVADOR	SALVADOR	SAL	90. PUERTO RICO	P. RICO	PUR	
33. ETHIOPIA	ETHIOPIA	ETH	91. RHODESIA	RHODESIA	RHO	
34. FIJI	FIJI	FIJ	92. RUMANIA	RUMANIA	RUM	
35. FINLAND	FINLAND	FIN	93. SAN MARINO	S. MARINO	SMA	
36. FRANCE	FRANCE	FRA	94. SENEGAL	SENEGAL	SGL	
37. GERMANY	GERMANY	GER	95. SIERRA LEONE	SIELEONE	SLE	
38. GHANA	GHANA	GHA	96. SOUTH AFRICA	S. AFRICA	SAF	
39. GREAT BRITAIN	BRITAIN	GBI	97. SPAIN	SPAIN	SPA	
40. GREECE	GREECE	GRE	98. SUDAN	SUDAN	SUD	
41. GUATEMALA	GUATEMAL	GUT	99. SURINAM	SURINAM	SUR	
42. HAITI	HAITI	HAI	100. SWEDEN	SWEDEN	SWE	
43. HONDURAS	HONDURAS	HON	101. SWITZERLAND	SWITZ	SWI	
44. HONG KONG	HONGKONG	HOK	102. SYRIA	SYRIA	SYR	
45. HUNGARY	HUNGARY	HUN	103. TAIWAN	TAIWAN	TWN	
46. ICELAND	ICELAND	ICE	104. TANGANYIKA	TANGYKA	TAN	
47. INDIA	INDIA	IND	105. THAILAND	THAILAND	THA	
48. INDONESIA	INDONESIA	INA	106. TRINIDAD & TOBAGO	TRI-TBAG	TRT	
49. IRAN	IRAN	IRN	107. TUNISIA	TUNISIA	TUN	
50. IRAQ	IRAQ	IRQ	108. TURKEY	TURKEY	TUR	
51. IRELAND	IRELAND	IRL	109. U.A.R.	U.A.R.	UAR	
52. ISRAEL	ISRAEL	ISR	110. UGANDA	UGANDA	UGA	
53. ITALY	ITALY	ITA	111. URUGUAY	URUGUAY	URU	
54. IVORY COAST	IVRCOAST	IVC	112. U.S.A.	U.S.A.	USA	
55. JAMAICA	JAMAICA	JAM	113. U.S.S.R.	U.S.S.R.	URS	
56. JAPAN	JAPAN	JPN	114. VENEZUELA	VENEZULA	VEN	
57. JORDAN	JORDAN	JOR	115. VIET-NAM	VIET-NAM	VET	
58. KENYA	KENYA	KEN	116. WEST INDIES	W. INDIES	WID	
59. KOREA	KOREA	KOR	117. YUGOSLAVIA	YUGOSLAV	YUS	

Abbreviations used for records of the Tokyo Olympic Games

NWR	New World Record	TOR	Tie Olympic Record
NOR	New Olympic Record	WR	World Record
NWB	New World Best Performance	OR	Olympic Record
NOB	New Olympic Best Performance	WB	World Best Performance
TWR	Tie World Record	OB	Olympic Best Performance

The Spirit of the Olympic Games



The words of the late Baron Pierre de Coubertin were flashed on the electronic bulletin board in English and French as his recorded voice was broadcast through the main stadium during the Opening Ceremony

The entrance of athletes

The 94 participating nations marched into the stadium for the Opening Ceremony in alphabetical order, but led by Greece



Greece




Argentine



Afghanistan



Australia



Algeria



Austria



Bahamas



Brazil



Belgium



British Guiana



Bermuda



Bulgaria




Bolivia



Burma



Cambodia



Chad



Cameroon



Chile



Canada



Colombia




Ceylon



Congo




Costa Rica



Dominican Republic



Cuba



Ethiopia



Czechoslovakia



Finland



Denmark



France




Germany



Hungary



Ghana



Iceland



Great Britain



India



Hong Kong



Iran



Iraq



Ivory Coast



Ireland



Jamaica



Israel



Kenya



Italy



Korea



Lebanon



Luxemburg



Liberia



Madagascar




Libya



Malaysia



Liechtenstein



Mali



Mexico



Nepal



Monaco



Netherlands



Mongolia



Netherlands Antilles



Morocco



New Zealand



Niger



Pakistan



Nigeria



Panama



North Rhodesia



Peru



Norway



Philippines



Poland



Rumania



Portugal



Senegal



Puerto Rico



Spain



Rhodesia



Sweden



Switzerland



Trinidad & Tobago



Taiwan



Tunisia



Tanganyika



Turkey



Thailand




U.A.R.



Uganda



Venezuela



Uruguay



Viet Nam



U.S.A.



Yugoslavia



U.S.S.R.




Japan

The entrance parade of athletes at the Opening Ceremony





The Olympic Oath



Japanese athlete Ono takes the Olympic Oath on behalf of the 5558 participating athletes from 94 countries



Athletics—Athlétisme

International Amateur Athletic Federation

President: The most Hon. the Marquess of Exeter, K.C.M.G.

Hon. Life-Vice-Presidents: Bo Ekelund

E. J. H. Holt, C.M.G., C.B.E.
P. Mericamp

Hon. Secretary-Treasurer: D. T. P. Pain, M.B.E.

Japan Amateur Athletic Federation

President: H. Kasuga

Vice-Presidents: K. Asano H. Kato
K. Kono N. Goto T. Mizukami

Chief Director: H. Aoki

Liaison Officer to I.A.A.F.: K. Kitazawa

Competition Officials

Jury

The Marquess of Exeter, K.C.M.G.

D. T. P. Pain K. Asano

J. C. da Costa M. Danz

D. J. Ferris L. Khomenkov

K. Knenicky J. Lindahl

G. Oberweger A. Paulen

T. Tulikoura

Operational Officials of Meet

Director General: H. Aoki

Administration Bureau:

Director—Y. Ozawa

Financial Bureau: Director—S. Omoto

Foreign Affairs Bureau:

Director—K. Kitazawa

Technical Bureau: Director—T. Shibuya

Deputy Director—S. Morita

Referees

Track Events: S. Nishida

Jumping Events: Y. Asakuma

Throwing Events: K. Kiuchi

International Walking Judges

W. C. Batson A. Fruktoy

W. Horlemann A. Libotte

E. Linde K. Narita

G. Oberweger V. Sharp

P. Stepanenko J. B. Tigerman

N. Tsuda H. H. Whitlock

TIME TABLE

Wed. 14th Oct.

10.00	100 m	Heats
	Long Jump-F.	Qual.
	Javelin Throw	Qual.
14.00	400 mH	Heats
	Javelin Throw	Final
14.40	100 m	2nd R.
15.00	Long Jump-F.	Final
15.15	800 m	Heats
16.00	10,000 m	Final

Thu. 15th Oct.

10.00	100 m-F.	Heats
	High Jump-F.	Qual.
	Discus Throw	Qual.
11.00	400 m-F.	Heats
13.00	Pole Vault	Qual.
14.00	100 m	S-Finals
	High Jump-F.	Final
14.15	400 mH	S-Finals
14.30	100 m-F.	2nd R.
	Discus Throw	Final
15.00	800 m	S-Finals
15.20	20,000 m Walk	Final
15.30	100 m	Final
15.50	3,000 mSC	Heats

Fri. 16th Oct.

10.00	80 mH-p.	
	Javelin Throw-F.	Qual.
10.30	200 m	Heats
	Shot Put-P	
	Triple Jump	Qual.
14.00	100 m-F.	S-Finals
	Javelin Throw-F.	Final
14.15	400 m-F.	S-Finals

14.30	200 m	2nd R.
	Triple Jump	Final
15.00	5,000 m	Heats
	High Jump-P.	
16.00	400 mH	Final
16.20	100 m-F.	Final
16.40	800 m	Final

Sat. 17th Oct.

10.00	400 m	Heats
	Hammer Throw	Qual.
	Shot Put	Qual.
11.00	1,500 m	Heats
13.00	Pole Vault	Final
14.00	110 mH	Heats
	Long Jump-P.	
14.30	200 m	S-Finals
15.00	400 m	2nd R.
	Shot Put	Final
15.40	400 m-F.	Final
16.00	200 m	Final
16.20	200 m-P.	
16.50	3,000 mSC	Final

Sun. 18th Oct.

10.00	200 m-F.	Heats
10.30	800 m-F.	Heats
	Long Jump	Qual.
12.20	50,000 m Walk	Final
13.00	Hammer Throw	Final
14.00	110 mH	S-Finals
14.25	200 m-F	S-Finals
14.50	80 mH-F.	Heats
15.00	Long Jump	Final
15.20	400 m	S-Finals
15.50	110 mH	Final
16.05	5,000 m	Final

Mon. 19th Oct.

10.00	100 m-D.	
	Discus Throw-F.	Qual.
10.40	Long Jump-D.	
11.00	1,500 m	S-Finals
14.00	80 mH-F.	S-Finals
	Shot Put-D	
14.20	800 m-F	S-Finals
14.30	Discus Throw-F.	Final
14.40	200 m-F.	Final
15.00	400 m	Final
15.20	80 mH-F.	Final
15.30	High Jump-D.	
17.00	400 m-D.	

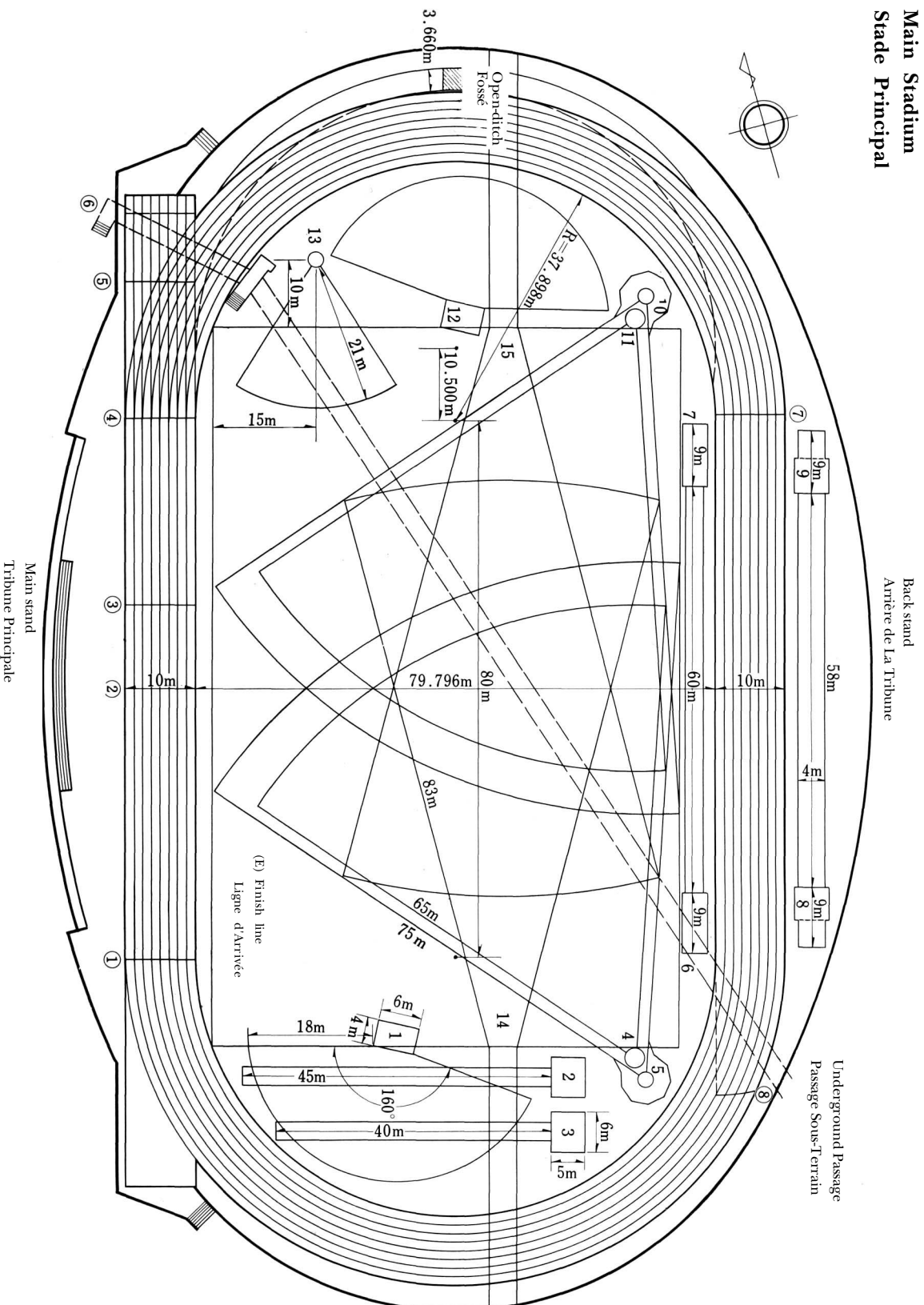
Tue. 20th Oct.

9.00	110 m H-D.	
9.40	Discus Throw-D.	
10.00	High Jump	Qual.
	Shot Put-F.	Qual.
10.10	4X100 m-F.	Heats
13.00	Pole Vault-D.	
14.00	4X100 m	Heats
	Shot Put-F.	Final
15.00	4X400 m	Heats
	Javelin Throw-D.	
15.30	800 m-F.	Final
16.00	4X100 m	S-Finals
17.00	1,500 m-D.	

Wed. 21st Oct.

13.00	Marathon	Final
13.20	1,500 m	Final
13.50	4X100 m	Final
14.00	High Jump	Final
14.20	4X100 m-F.	Final
14.50	4X400	Final

Main Stadium Stade Principal



Track Start Line Ligne de Départ de Piste

- ① 4X100 m, 4X400 m, 400 m, 800m, 10000m
- ② 300m Steeplechase, Marathon
- ③ 20 Km Walk
- ④ 20 Km Marche
- ⑤ 80 m Hurdles
- ⑥ 80 m Hates
- ⑦ 100 m
- ⑧ 110m Hurdles
- ⑨ 110m Hates
- ⑩ 200m 5000m
- ⑪ 1500 m

Field Terrain

- 1 High Jump
- 2 Saut en Hauteur
- 3 Pole Vault
- 4 Saut à la Perche
- 5 Pole Vault
- 6 Saut à la Perche
- 7 Discus Throw
- 8 Lancement Disque
- 9 Hammer Throw
- 10 Lancement du Marteau
- 11 Triple Jump
- 12 Triple Saut
- 13 Long Jump
- 14 Saut en Longueur
- 15 Triple Saut
- 16 Saut en Hauteur
- 17 Shot Put
- 18 Lancement du Poids
- 19 Javelin Throw
- 20 Lancement du Javelot
- 21 Javelin Throw
- 22 Lancement du Javelot

MEN

100 m 49 countries 73 competitors 2 absent

WR	10"0	A. Hary	GERMANY	1960
		H. Jerome	CANADA	1960
OR	10"2	A. Hary	GERMANY	1960
		D. Sime	U.S.A.	1960

Previous Olympic Winners

1896	T. E. Burke	U.S.A.	12"0
1900	F. W. Jarvis	U.S.A.	11"0
1904	A. Hahn	U.S.A.	11"0
1908	R. E. Walker	S. AFRICA	10"8
1912	R. C. Craig	U.S.A.	10"8
1920	C. W. Paddock	U.S.A.	10"8
1924	H. M. Abrahams	BRITAIN	10"6
1928	P. Williams	CANADA	10"8
1932	E. Tolan	U.S.A.	10"3
1936	J. Owen	U.S.A.	10"3
1948	H. Dillard	U.S.A.	10"3
1952	L. Remigino	U.S.A.	10"4
1956	R. Morrow	U.S.A.	10"5
1960	A. Hary	GERMANY	10"2

1st Round Oct. 14

Heat A 10.00

1	Iijima, Hideo	JAPAN	10"3
2	Laidebeur, Bernard	FRANCE	10"5
3	Ozolin, Edvin	U.S.S.R.	10"5
4	Powell, Kenneth Lawrence	INDIA	10"7
5	Syka, Zbigniew	POLAND	10"7
6	Ravelomanantsoa, J.	MADGASCA	10"8
7	Camara, Sara	MALI	11"3

Weather—Rainy Temperature—16.7°C
Humidity—94.0 per cent Wind—0.60 m Fair Wind

Heat B

1	Jackson, Trenton	U.S.A.	10"5
2	Radford, Peter Frank	BRITAIN	10"6
3	El Maachi Bouchaib, B.	MOROCCO	10"6
4	Csutoras, Csaba	HUNGARY	10"7
5	Du Preez, Johan	RHODESIA	10"7
6	Chung, Ki Sun	KOREA	11"0
7	Valles, Arnulfo V.	PHILPINS	11"1

Weather—Rainy Temperature—16.7°C
Humidity—94.0 per cent Wind—2.51m Against Wind

Heat C

1	Kone, Gaoussou	IVRCOAST	10"5
2	Pender, Melvin	U.S.A.	10"5
3	Ahey, Michael Kofi	GHANA	10"6
4	Luitjes, Franciscus J.	NETHLAND	10"6
5	Jackson, Wilton	TRI-TBAG	10"6
6	Davies, Lynn	BRITAIN	10"7
7	Di Tolla, Gerardo	PERU	10"9
8	Lee, Ar Tu	TAIWAN	11"2

Weather—Rainy Temperature—16.7°C
Humidity—94.0 per cent Wind—2.85 m Against Wind

Heat D

1	Dudziak, Marian	POLAND	10"6
2	Allotey, Stanley Fabian	GHANA	10"6
3	Owiti, John	KENYA	10"6
4	Lorenzo Manueco, Carlos	MEXICO	10"7
5	Collie, George Reginald	BAHAMAS	10"9
6	Kamata, Masaru	JAPAN	10"9
7	Chinh, Ho Thanh	VIET-NAM	11"9
	Politiko, Nikolay	U.S.S.R.	Absent

Weather—Rainy Temperature—16.7°C
Humidity—94.0 per cent Wind—0.81m Against Wind

Heat E

1	Jerome, Harry	CANADA	10"5
2	Piquemal, Claude	FRANCE	10"5
3	Murad, Lloyd	VENEZULA	10"8
4	Oduka, James Odongo	UGANDA	10"9
5	Kosanov, Gusman	U.S.S.R.	10"9
6	Ndiaye, Abdoulaye	SENEGAL	11"0
7	Psawkin, Levy	ISRAEL	11"1

Weather—Rainy Temperature—16.7°C
Humidity—94.0 per cent Wind—0.30 m Fair Wind

Heat F

1	Schumann, Heinz	GERMANY	10"5
2	Johnson, Dennis O.	JAMAICA	10"6
3	Earle, William Joheph	AUSTRALA	10"7
4	Antao, Serafino	KENYA	10"7
5	Rozsnyai, Huba	HUNGARY	10"8
6	Meakin, Alfred	BRITAIN	10"9
7	Njitock, David	CAMROONS	11"1
8	Babakhanlou, Akbar	IRAN	Absent

Weather—Rainy Temperature—16.4°C
Humidity—94.0 per cent Wind—1.60 m Fair Wind

Heat G

1	Maniak, Wieslaw Jan	POLAND	10"5
2	Herrera, Arquimedes	VENEZULA	10"5
3	Jegathesan, M.	MALAYSIA	10"6
4	Rocha, Jose Fernandes Da	PORTUGAL	11"0
5	Doumya, Bassirou	SENEGAL	11"0
6	Gutierrez Hernandez, F. J.	COLOMBIA	11"0
7	Shah, Iftikhar	PAKISTAN	11"4

Weather—Rainy Temperature—16.4°C
Humidity—94.0 per cent Wind—1.78 m Against Wind

Heat H

1	Hayes, Robert L.	U.S.A.	10"4
2	Robinson, Thomas Augustus	BAHAMAS	10"5
3	Lay, Robert William	AUSTRALA.	10"5
4	Giani, Ito	ITALY	10"6
5	Onofre, Rogelio P.	PHILPINS	10"7
6	Zalada, Khudher	IRAQ	11"1
	Ejoke, David	NIGERIA	Absent

Weather—Rainy Temperature—16.3°C
Humidity—94.0 per cent Wind—0.19 m Fair Wind

Heat I

1	Obersiebrasse, Fritz	GERMANY	10"4
2	Moreno, Ivan	CHILE	10"5
3	McNeil, Pablo S.	JAMAICA	10"5
4	Mihalyfi, Laszlo	HUNGARY	10"6
5	Holdsworth, Gary Alfred	AUSTRALA	10"6
6	Barandun, Max	SWITZ	10"7
7	Smith, Jeffery Itzen	N. RHODES	10"8
8	Johnson, Wesley	LIBERIA	

Weather—Rainy Temperature—16.3°C
Humidity—94.0 per cent Wind—0.19 m Fair Wind

Heat J

1	Figuerola, Enrique	CUBA	10"5
2	Headley, Lynsworth W.	JAMAICA	10"5
3	Bambuck, Roger	FRANCE	10"6
4	Knickenberg, Manfred	GERMANY	10"7
5	Yombe, Leon	CONGO	10"8
6	Torres Mota, Alberto S.	DOMINICA	10"9
7	Manyakass, Suthi	THAILAND	10"9
8	Rivas, Rogelio	SPAIN	11"1

Weather—Rainy Temperature—16.3°C
Humidity—94.0 per cent Wind—0.53 m Against Wind

2nd Round Oct. 14

Heat A 14.40

1	Jerome, Harry	CANADA	10"3
2	Jackson, Trenton	U.S.A.	10"4
3	Obersiebrasse, Fritz	GERMANY	10"4
4	Kone, Gaoussou	IVRICOAST	10"4
5	Johnson, Dennis O.	JAMAICA	10"5
6	Dudziak, Marian	POLAND	10"5
7	Laidebeur, Bernard	FRANCE	10"5
8	Earle, William Joheph	AUSTRALA	10"6

Weather—Cloudy Temperature—17.6°C
Humidity—87.0 per cent Wind—1.90 m Fair Wind

Start of the 100 m dash

Départ de la course de vitesse de 100 m

Heat B

1	Figuerola, Enrique	CUBA	10"3
2	Maniak, Wieslaw Jan	POLAND	10"3
3	Lay, Robert William	AUSTRALA	10"4
4	Piquemal, Claude	FRANCE	10"4
5	Ozolin, Edvin	U.S.S.R.	10"4
6	El Maachi Bouchaib, B.	MOROCCO	10"5
7	Owiti, John	KENYA	10"6

Weather—Cloudy Temperature—17.6°C
Humidity—87.0 per cent Wind—1.72 m Fair Wind

Heat C

1	Robinson, Thomas Augustus	BAHAMAS	10"3
2	Pender, Melvin	U.S.A.	10"4
3	Iijima, Hideo	JAPAN	10"5
4	McNeil, Pablo S.	JAMAICA	10"5
5	Jegathesan, M.	MALAYSIA	10"6
6	Moreno, Ivan	CHILE	10"6
7	Allotey, Stanley Fabian	GHANA	10"7
8	Murad, Lloyd	VENEZULA	10"7

Weather—Cloudy Temperature—17.6°C
Humidity—87.0 per cent Wind—0.96 m Fair Wind

Heat D

1	Hayes, Robert L.	U.S.A.	10"3
2	Herrera, Arquimedes	VENEZULA	10"4
3	Headley, Lynsworth W.	JAMAICA	10"4
4	Schumann, Heinz	GERMANY	10"5
5	Radford, Peter Frank	BRITAIN	10"5
6	Bambuck, Roger	FRANCE	10"5
7	Ahey, Michael Kofi	GHANA	10"6

Weather—Cloudy Temperature—17.6°C
Humidity—87.0 per cent Wind—1.72 m Fair Wind





R. Hayes of U.S.A. passing the goal in his 9"9 record 100 m

R. Hayes, Etats-Unis, passant la ligne d'arrivée des 100 m établissant le record de 9"9

Semi-Final Oct. 15

Heat A 14.00

1	Hayes, Robert L.	U.S.A.	9"9
2	Maniak, Wieslaw Jan	POLAND	10"1
3	Robinson, Thomas Augustus	BAHAMAS	10"2
4	Schumann, Heinz	GERMANY	10"3
5	Lay, Robert William	AUSTRALA	10"3
6	McNeil, Pablo S.	JAMAICA	10"3
7	Herrera, Arquimedes	VENEZULA	10"4
8	Jackson, Trenton	U.S.A.	10"6

Weather—Fine Temperature—23.8°C
Humidity—42.0 per cent Wind—5.28 m Fair Wind

Heat B

1	Jerome, Harry	CANADA	10"3
2	Kone, Gaoussou	IVRCOAST	10"4
3	Figuerola, Enrique	CUBA	10"4
4	Pender, Melvin	U.S.A.	10"4
5	Piquemal, Claude	FRANCE	10"5
6	Headley, Lynsworth W.	JAMAICA	10"5
7	Iijima, Hideo	JAPAN	10"6
8	Obersiebrasse, Fritz	GERMANY	10"6

Weather—Fine Temperature—23.8°C
Humidity—42.0 per cent Wind—1.29 m Against Wind

Final Oct. 15 15.30

1	Hayes, Robert L.	U.S.A.	10"0	TWR, NOR
2	Figuerola, Enrique	CUBA	10"2	TOR
3	Jerome, Harry	CANADA	10"2	TOR
4	Maniak, Wieslaw Jan	POLAND	10"4	
5	Schumann, Heinz	GERMANY	10"4	
6	Kone, Gaoussou	IVRCOAST	10"4	
7	Pender, Melvin	U.S.A.	10"4	
8	Robinson, Thomas Augustus	BAHAMAS	10"5	

Weather—Fine Temperature—22.6°C Humidity—51.0 per cent Wind—1.03 m Fair Wind

200 m 24 countries 57 competitors (1 disqualified),
6 absent

WR	20"2	H. Carr	U.S.A.	1964
OR	20"5	L. Berruti	Italy	1960

Previous Olympic Winners

1900	J. W. B. Tewkesbury	U.S.A.	22"2
1904	A. Hahn	U.S.A.	21"6
1908	R. Kerr	CANADA	22"6
1912	R. C. Craig	U.S.A.	21"7
1920	A. Woodring	U.S.A.	22"0
1924	J. V. Scholz	U.S.A.	21"6
1928	P. Williams	CANADA	21"8
1932	E. Tolan	U.S.A.	21"2
1936	J. Owens	U.S.A.	20"7
1948	M. Patton	U.S.A.	21"1
1952	A. Stanfield	U.S.A.	20"7
1956	R. Morrow	U.S.A.	20"6
1960	L. Berruti	ITALY	20"5

1st Round Oct. 16

Heat A 10.30

1	Drayton, Otis Paul	U.S.A.	20"7
2	Zielinski, Andrzej	POLAND	21"2
3	Bertrand, Clifton	TRI-TBAG	21"3
4	Du Preez, Johan	RHODESIA	21"4
5	Descloux, Jean-Louis	SWITZ	21"5
6	Gutierrez Hernandez, F.J.	COLOMBIA	21"8
7	Di Tolla, Gerardo	PERU	22"1
8	Tongsuke, Somsakdi	THAILAND	22"6

Weather—Fine	Temperature—19.5°C
Humidity—44.0 per cent	Wind—0.61 m Fair Wind

Heat B

1	Bambuck, Roger	FRANCE	21"2
2	Herrera, Arquimedes	VENEZUELA	21"3
3	Zubov, Boris	U.S.S.R.	21"4
4	Radford, Peter Frank	BRITAIN	21"5
5	Amukun, Erasmus	UGANDA	21"5
6	Lorenzo Manueco, Carlos	MEXICO	21"6
	Psawkin, Levy	ISRAEL	Absent
	Iijima, Hideo	JAPAN	Absent

Weather—Fine	Temperature—19.5°C
Humidity—44.0 per cent	Wind—0.24 m Fair Wind

Heat C

1	Campbell, Walter Menzies	BRITAIN	21"3
2	Antao, Serafino	KENYA	21"5
3	Csutoras, Csaba	HUNGARY	21"5
4	El Maachi Bouchaib, B.	MOROCCO	21"5
5	Njitock, David	CAMROONS	22"5
6	Johnson, Wesley	LIBERIA	24"7
	Bigby, Eric James	AUSTRALIA	Absent
	McNeil, Pablo S.	JAMAICA	Absent

Weather—Fine	Temperature—19.5°C
Humidity—44.0 per cent	Wind—0.34m Fair Wind

Heat D

1	Foik, Marian	POLAND	21"1
2	Ottolina, Sergio	ITALY	21"2
3	Ozolin, Edvin	U.S.S.R.	21"3
4	Smith, Jeffery Itzen	N. RHODES	21"7
5	Kuraishi, Jasim Karim	IRAQ	22"6
6	Lee, Ar Tu	TAIWAN	23"0
	Figuerola, Enrique	CUBA	Absent

Weather—Fine	Temperature—19.5°C
Humidity—44.0 per cent	Wind—0.03 m Fair Wind

The finish of the 200 m event

L'arrivée de l'épreuve des 200 m



Heat E

1 Jerome, Harry	CANADA	20"9
2 Jegathesan, M.	MALAYSIA	20"9
3 Genevay, Paul	FRANCE	21"0
4 Luitjes, Franciscus J.	NETHLAND	21"1
5 Erbstosser, Heinz	GERMANY	21"4
6 Bezabih, Tegegn	ETHIOPIA	22"0
7 Shakhvorenejad, A. Savchuk, Boris	IRAN U.S.S.R.	22"3 Disqualified
Weather—Fine	Temperature—	19.5°C
Humidity—44.0 per cent	Wind—0.02 m	Against Wind

Heat F

1 Roberts, Edwin	TRI-TBAG	20"8
2 Lay, Robert William	AUSTRALA	21"3
3 Grajales Escobar, P. A.	COLOMBIA	21"4
4 Ejoke, David	NIGERIA	21"4
5 Collie, George Reginald	BAHAMAS	21"9
6 Powell, Kenneth Lawrence	INDIA	21"9
7 Awori, Aggrey Sheroy	UGANDA	22"2
8 Hill, William	HONGKONG	22"5
Weather—Fine	Temperature—	19.5°C
Humidity—44.0 per cent	Wind—0.11 m	Fair Wind

Heat G

1 Schumann, Heinz	GERMANY	21"0
2 Carr, Henry	U.S.A.	21"1
3 Delecour, Jocelyn	FRANCE	21"3
4 Moreno, Ivan	CHILE	21"5
5 Sow, Alioune	SENEGAL	21"9
6 Okantey, Michael F.	GHANA	21"9
7 Onofre, Rogelio P. Robinson, Thomas Augustus	PHILPINS BAHAMAS	22"1 Absent
Weather—Fine	Temperature—	19.4°C
Humidity—42.0 per cent	Wind—1.45 m	Against Wind

Heat H

1 Berruti, Livio	ITALY	21"1
2 Stebbins, Richard Vaughn	U.S.A.	21"1
3 Roderfeld, Friedrich	GERMANY	21"5
4 Holdsworth, Gary Alfred	AUSTRALA	21"6
5 Rocha, Jose Fernandes Da	PORTUGAL	21"7
6 Jurca, Valeriu	RUMANIA	21"8
7 Chung, Ki Sun	KOREA	22"3
8 Ravelomanantsoa, J.	MADGASCA	22"4
Weather—Fine	Temperature—	19.4°C
Humidity—42.0 per cent	Wind—0.90 m	Fair Wind



The 200 m medalists

① H. Carr (USA)
③ E. Roberts (TRT)

Les médaillés des 200 m

② O. Drayton (USA)



2nd Round Oct. 16

Heat A 14.30			
1	Drayton, Otis Paul	U.S.A.	20"9
2	Berruti, Livio	ITALY	21"2
3	Jegathesan, M.	MALAYSIA	21"4
4	Delecour, Jocelyn	FRANCE	21"5
5	Zielinski, Andrzej	POLAND	21"5
6	Zubov, Boris	U.S.S.R.	21"8
7	Smith, Jeffery Itzen	N. RHODES	22"0
8	Antao, Serafino	KENYA	22"1
Weather—Fine		Temperature—21.0°C	
Humidity—47.0 per cent		Wind—0.89 m	Against Wind

Heat B

1	Carr, Henry	U.S.A.	21"0
2	Ottolina, Sergio	ITALY	21"1
3	Schumann, Heinz	GERMANY	21"2
4	Herrera, Arquimedes	VENEZULA	21"2
5	Lay, Robert William	AUSTRALA	21"4
6	Csutoras, Csaba	HUNGARY	21"4
7	Moreno, Ivan	CHILE	21"7
8	Du Preez, Johan	RHODESIA	21"8
Weather—Fine		Temperature—21.0°C	
Humidity—47.0 per cent		Wind—1.16 m	Against Wind

Heat C

1	Jerome, Harry	CANADA	21"2
2	Stebbins, Richard Vaughn	U.S.A.	21"2
3	Bambuck, Roger	FRANCE	21"4
4	El Maachi Bouchaib, B.	MOROCCO	21"6
5	Bertrand, Clifton	TRI-TBAG	21"6
6	Campbell, Walter Menzies	BRITAIN	21"7
7	Grajales Escobar, P. A.	COLOMBIA	21"7
8	Roderfeld, Friedrich	GERMANY	22"2
Weather—Fine		Temperature—21.0°C	
Humidity—47.0 per cent		Wind—2.90 m	Against Wind

Final Oct. 17 16.00

1	Carr, Henry	U.S.A.	20"3	NOR	
2	Drayton, Otis Paul	U.S.A.	20"5	TOR	
3	Roberts, Edwin	TRI-TBAG	20"6		
4	Jerome, Harry	CANADA	20"7		
5	Berruti, Livio	ITALY	20"8		
6	Foik, Marian	POLAND	20"8		
7	Stebbins, Richard Vaughn	U.S.A.	20"8		
8	Ottolina, Sergio	ITALY	20"9		
Weather—Fine		Temperature—22.8°C	Humidity—67.0 per cent	Wind—0.78 m	Against Wind

Heat D

1	Roberts, Edwin	TRI-TBAG	20"9
2	Foik, Marian	POLAND	21"0
3	Genevay, Paul	FRANCE	21"3
4	Luitjes, Franciscus J.	NETHLAND	21"4
5	Ozolin, Edvin	U.S.S.R.	21"4
6	Radford, Peter Frank	BRITAIN	21"5
7	Holdsworth, Gary Alfred	AUSTRALA	22"1
	Ejoke, David	NIGERIA	Absent
Weather—Fine		Temperature—21.0°C	
Humidity—47.0 per cent		Wind—2.16 m	Against Wind

Semi-Final Oct. 17

Heat A 14.30			
1	Drayton, Otis Paul	U.S.A.	20"5 TOR
2	Ottolina, Sergio	ITALY	20"7
3	Stebbins, Richard Vaughn	U.S.A.	20"8
4	Foik, Marian	POLAND	20"9
5	Genevay, Paul	FRANCE	20"9
6	Herrera, Arquimedes	VENEZULA	21"0
7	Luitjes, Franciscus J.	NETHLAND	21"1
8	El Maachi Bouchaib, B.	MOROCCO	21"6
Weather—Fine		Temperature—23.3°C	
Humidity—65.0 per cent		Wind—0.38 m	Fair Wind

Heat B

1	Carr, Henry	U.S.A.	20"6
2	Berruti, Livio	ITALY	20"7
3	Roberts, Edwin	TRI-TBAG	20"8
4	Jerome, Harry	CANADA	21"0
5	Bambuck, Roger	FRANCE	21"0
6	Schumann, Heinz	GERMANY	21"1
7	Delecour, Jocelyn	FRANCE	21"2
8	Jegathesan, M.	MALAYSIA	21"2
Weather—Fine		Temperature—23.3°C	
Humidity—65.0 per cent		Wind—0.46 m	Fair Wind

400 m 33 countries 50 competitors 5 absents

WR	44"9	O. Davis	U.S.A.	1960
		C. Kaufmann	GERMANY	1960
OR	44"9	O. Davis	U.S.A.	1960
		C. Kaufmann	GERMANY	1960

Previous Olympic Winners

1896	T. E. Burke	U.S.A.	54"2
1900	M. W. Long	U.S.A.	49"4
1904	H. L. Hillman	U.S.A.	49"2
1908	W. Halswell	BRITAIN	50"0
1912	C. D. Reidpath	U.S.A.	48"2
1920	B. G. D. Rudd	S. AFRICA	49"6
1924	E. H. Liddell	BRITAIN	47"6
1928	R. Barbutti	U.S.A.	47"8
1932	W. Carr	U.S.A.	46"2
1936	A. F. Williams	U.S.A.	46"5
1948	A. Wint	JAMAICA	46"2
1952	G. Rhoden	JAMAICA	45"9
1956	C. L. Jenkins	U.S.A.	46"7
1960	O. Davis	U.S.A.	44"9

1st Round Oct. 17

Heat A 10.00

1	Mottley, Wendell	TRI-TBAG	45"9
2	Brightwell, Robbie Ian	BRITAIN	46"1
3	Boccardo, Jean Pierre	FRANCE	46"6
4	Eddy, Gary John	AUSTRALA	46"9
5	Swatowski, Stanislaw	POLAND	47"6
6	Gyulai, Istvan	HUNGARY	48"0
7	Mejia, Didier	MEXICO	48"1
	Chang, Jong Kil	KOREA	Absent
Weather—Fine		Temperature—17.5°C	
Humidity—69.0 per cent		Wind—0.60 m (W)	

Heat B

1	Bernard, Kent	TRI-TBAG	46"8
2	Bello, Sergio	ITALY	47"5
3	Arkhipchuk, Vadim	U.S.S.R.	47"7
4	Graham, Timothy J. M.	BRITAIN	48"4
5	Jazmin, Arsenio L.	PHILPINS	49"9
	Dulam, Amarsanaa	MONGOLIA	Absent
	Owusu-Mensah, Samuel	GHANA	Absent
	Johnson, Wesley	LIBERIA	Absent
Weather—Fine		Temperature—17.5°C	
Humidity—69.0 per cent		Wind—0.60 m (W)	

Heat C

1	Badenski, Andrzej	POLAND	46"4
2	Metcalf, Adrian Peter	BRITAIN	46"7
3	Juttner, Jorg	GERMANY	47"0
4	Hoilette, Rupert L.	JAMAICA	47"5
5	Omolo, Amos	UGANDA	47"6
6	Dyrzka, Juan Carlos Pablo	ARGENTIN	48"3
7	Gakou, Amadou	SENEGAL	50"1
8	Thomas, Daniel	TANGYKA	50"4
Weather—Fine		Temperature—17.5°C	
Humidity—69.0 per cent		Wind—1.60 m (W)	

Heat D

1	Williams, Ullis C.	U.S.A.	46"2
2	Skinner, Edwin	TRI-TBAG	46"5
3	Bezabih, Tegegn	ETHIOPIA	46"7
4	Vassella, Peter Francis	AUSTRALA	46"7
5	Schmitt, Johannes	GERMANY	46"9
6	Sadiq, Muhammad	PAKISTAN	47"3
7	Maldonado, Victor	VENEZULA	47"7
8	Pennewaert, Jacques	BELGIUM	47"7
Weather—Fine		Temperature—17.5°C	
Humidity—69.0 per cent		Wind—1.60 m (W)	

Heat E

1	Cassell, Ollan C.	U.S.A.	46"8
2	Crothers, William F.	CANADA	46"8
3	Addy, James Aryee	GHANA	47"2
4	Grajales Escobar, P. A.	COLOMBIA	47"2
5	Bychkov, Victor	U.S.S.R.	47"3
6	Kalfelder, Jurgen	GERMANY	47"7
7	Coulibaly, Yoyaga Dit F.	IVRICOAST	48"8
	Kerr, George E.	JAMAICA	Absent
Weather—Fine		Temperature—17.5°C	
Humidity—69.0 per cent		Wind—0.60 m (W)	

Heat F

1	Larrabee, Michael D.	U.S.A.	46"8
2	Quartey, Ebenezer Quayee	GHANA	47"1
3	Laeng, Peter	SWITZ	47"1
4	Sverbetov, Grigory	U.S.S.R.	47"3
5	Roche, Kenneth James	AUSTRALA	47"4
6	Tongsuke, Somsakdi	THAILAND	48"9
7	Kuraishi, Jasim Karim	IRAQ	49"5
Weather—Fine		Temperature—17.5°C	
Humidity—69.0 per cent		Wind—0.60 m (W)	

Heat G

1	Trousil, Josef	CZECHSLV	47"0
2	Kiprugut, Wilson	KENYA	47"1
3	Kahn, Lawrence G.	JAMAICA	47"2
4	Kluczek, Ireneusz	POLAND	47"3
5	Herrera Fucil, Hortensio	VENEZULA	47"9
6	Hayase, Hirotada	JAPAN	48"5
7	Hill, William	HONGKONG	48"7
8	Ghafourizadeh, Hossein	IRAN	50"8
Weather—Fine		Temperature—19.0°C	
Humidity—66.0 per cent		Wind—0.20 m (W)	

2nd Round

Heat A 15.00

1	Mottley, Wendell	TRI-TBAG	45"8
2	Cassell, Ollan C.	U.S.A.	46"2
3	Boccardo, Jean Pierre	FRANCE	46"3
4	Vassella, Peter Francis	AUSTRALA	46"5
5	Laeng, Peter	SWITZ	46"7
6	Bello, Sergio	ITALY	46"9
7	Quartey, Ebenezer Quayee	GHANA	47"0
8	Sadiq, Muhammad	PAKISTAN	48"0
Weather—Fine		Temperature—23.2°C	
Humidity—65.0 per cent		Wind—3.00 m (S)	

Heat B

1	Badenski, Andrzej	POLAND	46"5
2	Crothers, William F.	CANADA	46"7
3	Graham, Timothy J. M.	BRITAIN	46"8
4	Kahn, Lawrence G.	JAMAICA	46"9
5	Trousil, Josef	CZECHSLV	47"2
6	Schmitt, Johannes	GERMANY	47"2
7	Roche, Kenneth James	AUSTRALA	48"0
8	Sverbetov, Grigory	U.S.S.R.	48"0

Weather—Fine Temperature—23.2°C

Humidity—65.0 per cent Wind—3.00 m (S)

Heat C

1	Larrabee, Michael D.	U.S.A.	46"5
2	Bernard, Kent	TRI-TBAG	46"7
3	Brightwell, Robbie Ian	BRITAIN	47"1
4	Juttner, Jorg	GERMANY	47"2
5	Hoilette, Rupert L.	JAMAICA	47"6
6	Eddy, Gary John	AUSTRALA	47"6
7	Kiprugut, Wilson	KENYA	47"7
8	Arkipchuk, Vadim	U.S.S.R.	47"9

Weather—Fine Temperature—23.2°C

Humidity—65.0 per cent Wind—3.00 m (S)

Heat D

1	Skinner, Edwin	TRI-TBAG	46"9
2	Williams, Ulis C.	U.S.A.	46"9
3	Bezabih, Tegegn	ETHIOPIA	47"2
4	Addy, James Aryee	GHANA	47"3
5	Metcalfe, Adrian Peter	BRITAIN	47"8
6	Grajales Escobar, P. A.	COLOMBIA	47"8
7	Bychkov, Victor	U.S.S.R.	47"9
	Kluczek, Ireneusz	POLAND	Absent

Weather—Fine Temperature—23.2°C

Humidity—65.0 per cent Wind—3.00 m (S)

Semi-Final Oct. 18

Heat A 15.20			
1	Brightwell, Robbie Ian	BRITAIN	45"7
2	Mottley, Wendell	TRI-TBAG	45"9
3	Williams, Ulis C.	U.S.A.	46"2
4	Vassella, Peter Francis	AUSTRALA	46"5
5	Juttner, Jorg	GERMANY	46"7
6	Kahn, Lawrence G.	JAMAICA	47"0
7	Bezabih, Tegegn	ETHIOPIA	47"1
8	Boccardo, Jean Pierre	FRANCE	47"1

Weather—Rainy Temperature—13.5°C

Humidity—97.0 per cent Wind—1.80 m (N)

Heat B

1	Larrabee, Michael D.	U.S.A.	46"0
2	Badenski, Andrzej	POLAND	46"2
3	Skinner, Edwin	TRI-TBAG	46"5
4	Graham, Timothy J. M.	BRITAIN	46"5
5	Cassell, Ollan C.	U.S.A.	46"6
6	Crothers, William F.	CANADA	46"9
7	Bernard, Kent	TRI-TBAG	47"1
8	Addy, James Aryee	GHANA	47"6

Weather—Rainy Temperature—13.5°C

Humidity—97.0 per cent Wind—1.80 m (N)

Final 13.00 Oct. 19

1	Larrabee, Michael D.	U.S.A.	45"1
2	Mottley, Wendell	TRI-TBAG	45"2
3	Badenski, Andrzej	POLAND	45"6
4	Brightwell, Robbie Ian	BRITAIN	45"7
5	Williams, Ulis C.	U.S.A.	46"0
6	Graham, Timothy J. M.	BRITAIN	46"0
7	Vassella, Peter Francis	AUSTRALA	46"3
8	Skinner, Edwin	TRI-TBAG	46"8

Weather—Fine Temperature—18.6°C Humidity—45.0 per cent, Wind—2.50 m (N)

800 m 32 countries 47 competitors 1 disqualified

WR	1'44"3	P. Snell	NZEALAND	1962
OR	1'46"3	P. Snell	NZEALAND	1960

Previous Olympic Winners

1896	E. H. Flack	AUSTRALA	2'11"0
1900	A. E. Tysoe	BRITAIN	2'01"4
1904	J. D. Lightbody	U.S.A.	1'56"0
1908	M. W. Sheppard	U.S.A.	1'52"8
1912	J. E. Meredith	U.S.A.	1'51"9
1920	A. G. Hill	BRITAIN	1'53"4
1924	D. G. A. Lowe	BRITAIN	1'52"4
1928	D. G. A. Lowe	BRITAIN	1'51"8
1932	T. Hampson	BRITAIN	1'49"8
1936	J. Woodruff	U.S.A.	1'52"9
1948	M. Whitfield	U.S.A.	1'49"2
1952	M. Whitfield	U.S.A.	1'49"2
1956	T. W. Courtney	U.S.A.	1'47"7
1960	P. Snell	NZEALAND	1'46"3

1st Round Oct. 14

Heat A 15.30

1	Kiprugut, Wilson	KENYA	1'47"8
2	Farrell, Thomas Francis	U.S.A.	1'48"6
3	Bulyshv, Valery	U.S.S.R.	1'48"6
4	Lambrechts, Joseph	BELGIUM	1'48"9
5	Chatelet, Francis	FRANCE	1'48"9
6	Yazdanpanah-Barughi, E.	IRAN	1'54"7
7	Walser, Hugo	LIECHTEN	1'57"5
8	Pensuvabharp, Nipon	THAILAND	1'58"8
Weather—Cloudy		Temperature—18.2°C	
Humidity—85.0 per cent		Wind—0.50 m (N)	

Heat B

1	Bogatzki, Dieter	GERMANY	1'50"3
2	Lindback, Stig	SWEDEN	1'50"8
3	Carter, Christopher S.	BRITAIN	1'51"0
4	Juutilainen, Pekka K.	FINLAND	1'51"0
5	Myton, Neville F.	JAMAICA	1'52"4
6	Medinger, Michel	LUXEMBRG	1'52"6
7	Dulam, Amarsanaa	MONGOLIA	1'56"3
8	Khan, Anar	PAKISTAN	1'56"4
Weather—Cloudy		Temperature—18.2°C	
Humidity—85.0 per cent		Wind—0.50 m (N)	

Heat C

1	Kinder, Manfred	GERMANY	1'49"5
2	Issa, Ahmed	CHAD	1'49"7
3	McCleane, Derek George	IRELAND	1'49"9
4	Telp, Rein	U.S.S.R.	1'50"0
5	Francis, Peter	KENYA	1'50"1
6	Groth, Morgan Austin	U.S.A.	1'51"4
7	Neira Carvajal, J. G.	COLOMBIA	1'55"6
8	R. Subramaniam	MALAYSIA	1'58"5
Weather—Cloudy		Temperature—18.2°C	
Humidity—85.0 per cent		Wind—0.50 m (N)	

Heat D

1	Snell, Peter George	NZEALAND	1'49"0
2	Siebert, Jerome Francis	U.S.A.	1'49"2
3	Pennewaert, Jacques	BELGIUM	1'49"2
4	Krivosheev, Abram	U.S.S.R.	1'49"5
5	Dean, Graham Alan	BRITAIN	1'49"6
6	Chung, Kyo Mo	KOREA	1'51"8
7	Bertoia, Donald Richard	CANADA	1'52"2
8	Mamo, Sebsibe	ETHIOPIA	1'52"8
Weather—Cloudy		Temperature—18.3°C	
Humidity—85.0 per cent		Wind—1.20 m (N)	

Heat E

1	Boulter, John Peter	BRITAIN	1'48"9
2	Kerr, George E.	JAMAICA	1'48"9
3	Blue, Anthony A. C.	AUSTRALA	1'49"7
4	Matuschewski, Manfred	GERMANY	1'50"0
5	Carroll, Noel	IRELAND	1'51"1
6	Jelinek, Rolf	SWITZ	1'54"6
	Gilad, Amos	ISRAEL	Absent
Weather—Cloudy		Temperature—18.3°C	
Humidity—85.0 per cent		Wind—1.20 m (N)	

Heat F

1	Grothers, William F.	CANADA	1'49"3
2	Lurot, Maurice	FRANCE	1'49"8
3	Morimoto, Mamoru	JAPAN	1'49"9
4	Klaban, Rudolf	AUSTRIA	1'49"9
5	Bianchi, Francesco	ITALY	1'50"2
6	Boekaerts, Paul	BELGIUM	1'50"9
7	Field, Patrick M. M.	HONGKONG	1'54"0
8	Chabbanga, Mohamed Hassan	TANGYKA	1'54"9
Weather—Cloudy		Temperature—18.3°C	
Humidity—85.0 per cent		Wind—1.20 m (N)	

Semi-Final Oct. 15

Heat A 15.00 The first two with the two fastest losers qualify Final.

1	Snell, Peter George	NZEALAND	1'46"9
2	Siebert, Jerome Francis	U.S.A.	1'47"0
3	Pennewaert, Jacques	BELGIUM	1'47"0
4	Matuschewski, Manfred	GERMANY	1'47"3
5	Bulyshv, Valery	U.S.S.R.	1'47"5
6	Morimoto, Mamoru	JAPAN	1'47"7
7	Lurot, Maurice	FRANCE	1'49"7
8	Lindback, Stig	SWEDEN	1'49"8
Weather—Fine		Temperature—23.2°C	
Humidity—42.0 per cent		Wind—1.80 m (N)	

Heat B

1	Kerr, George E.	JAMAICA	1'46"1 NOR
2	Kiprugut, Wilson	KENYA	1'46"1 NOR
3	Bogatzki, Dieter	GERMANY	1'46"9
4	Boulter, John Peter	BRITAIN	1'47"1
5	Klaban, Rudolf	AUSTRIA	1'47"4
6	Krivosheev, Abram	U.S.S.R.	1'47"5
7	McCleane, Derek George	IRELAND	1'48"4
8	Juutilainen, Pekka K.	FINLAND	1'50"3
Weather—Fine		Temperature—23.2°C	
Humidity—42.0 per cent		Wind—1.80 m (N)	

Heat C

1	Crothers, William F.	CANADA	1'47"3
2	Farrell, Thomas Francis	U.S.A.	1'47"8
3	Kinder, Manfred	GERMANY	1'47"9
4	Carter, Christopher S.	BRITAIN	1'49"1
5	Telp, Rein	U.S.S.R.	1'49"1
6	Issa, Ahmed	CHAD	1'49"4
7	Blue, Anthony A. C.	AUSTRALA	1'49"6
8	Lambrechts, Joseph	BELGIUM	1'52"8
Weather—Fine		Temperature—23.2°C	
Humidity—42.0 per cent		Wind—1.80 m (N)	



The 800 m medalists Les médaillés des 800 m
 ① P. Snell (NZL) ② W. Crothers (CAN)
 ③ W. Kiprugut (KEN)

Final 16.40 Oct. 16

1	Snell, Peter George	NZEALAND	1'45"1	NOR
2	Crothers, William F.	CANADA	1'45"6	NOR
3	Kiprugut, Wilson	KENYA	1'45"9	NOR
4	Kerr, George E.	JAMAICA	1'45"9	NOR
5	Farrell, Thomas Francis	U.S.A.	1'46"6	
6	Siebert, Jeromes Francis	U.S.A.	1'47"0	
7	Bogatzki, Dieter	GERMANY	1'47"2	
8	Pennewaert, Jacques	BELGIUM	1'50"5	
Weather—Fine		Temperature—19.4°C	Humidity—52.0 per cent	Wind—1.00 m (W)

The 800 m event showing from right Snell, Kerr, Crothers, Kiprugut
 L'épreuve des 800 m, de gauche à droite Snell, Kerr, Crothers, Kiprugut



1500 m 34 countries 43 competitors 7 absent

WR	3'35"6	H. Elliott	AUSTRALA	1960
OR	3'35"6	E. Elliott	AUSTRALA	1960

Previous Olympic Winners

1896	E. H. Flack		AUSTRALA	4'33"2
1900	C. Bennett		BRITAIN	4'06"0
1904	J. D. Lightbody		U.S.A.	4'05"4
1908	M. W. Sheppard		U.S.A.	4'03"4
1912	A. N. S. Jackson		BRITAIN	3'56"8
1920	A. G. Hill		BRITAIN	4'01"8
1924	P. Nurmi		FINLAND	3'53"6
1928	H. E. Larva		FINLAND	3'53"2
1932	L. Beccali		ITALY	3'51"2
1936	J. E. Lovelock		NZEALAND	3'47"8
1948	H. Eriksson		SWEDEN	3'49"8
1952	J. Barthel		LUXEMBRG	3'45"2
1956	R. Delany		IRELAND	3'41"2
1960	H. Elliott		AUSTRALA	3'35"6

1st Round Oct. 17

Heat A 11.00

1	Baran, Witold		POLAND	3'45"3
2	Davies, John Llewellyn		NZEALAND	3'45"5
3	Burleson, Dyrol		U.S.A.	3'45"6
4	Leps, Ergas		CANADA	3'46"4
5	Mckim, William		BRITAIN	3'46"8
6	Knill, Hans-Ruedi		SWITZ	3'47"2
7	Adjima Beche, Denos		IVRCOAST	3'53"5
8	Clifford Basil		IRELAND	3'54"9
9	Myton, Neville F.		JAMAICA	3'57"0
10	R. Subramaniam		MALAYSIA	3'59"4
	Neira Carvajal J. G.		COLOMBIA	Absent
	Issa, Ahmed		CHAD	Absent
	Ly, Nguyet Van		VIET-NAM	Absent

Weather—Fine Temperature—20.4°C

Humidity—67.0 per cent Wind—1.10 m (SW)

Heat B

1	Bernard, Michel		FRANCE	3'43"4
2	May, Jurgen		GERMANY	3'44"2
3	Whetton, John		BRITAIN	3'44"2
4	Ryun, James Ronald		U.S.A.	3'44"4
5	Olofsson, Karl-Uno		SWEDEN	3'44"8
6	Salonen, Olavi V. K.		FINLAND	3'46"8
7	Bianchi, Francesco		ITALY	3'47"9
8	Yazdanpanah-Barughi, E.		IRAN	3'54"8
9	Thomas, Albert George		AUSTRALA	3'54"9
10	Klai Arngtong, Tira		THAILAND	4'08"7
	Dalkilic, Muharrem		TURKEY	Absent
	Randrianjatovo, Jean		MADGASCA	Absent

Weather—Fine Temperature—20.4°C

Humidity—67.0 per cent Wind—1.10 m (SW)

Heat C

1	Keino, Kipchoge		KENYA	3'45"8
2	Holtz, Wolf-Dieter		GERMANY	3'46"6
3	O Hara, Tom Martin		U.S.A.	3'46"7
4	Snell, Peter George		NZEALAND	3'46"8
5	Lindback, Stig		SWEDEN	3'47"1
6	Tulzer, Volker		AUSTRIA	3'49"0
7	Jelinek, Rolf		SWITZ	3'51"2
8	Medinger, Michel		LUXEMBRG	3'51"8
9	Chung, Kyo Mo		KOREA	3'53"0
10	Walser, Hugo		LIECHTEN	3'53"3
11	Khan, Anar		PAKISTAN	3'56"7
	Jazy, Michel		FRANCE	Absent
	Oliveira, Manuel F.		PORTUGAL	Absent

Weather—Fine Temperature—20.4°C

Humidity—67.0 per cent Wind—1.10 m (SW)

Heat D

1	Simpson, Alan		BRITAIN	3'42"8
2	Wadoux, Jean		FRANCE	3'43"0
3	Odlozil, Josef		CZECHSLV	3'43"2
4	Allonsius, Eugene		BELGIUM	3'43"3
5	Vazic, Simo		YUGOSLAV	3'43"7
6	Valentin, Siegfried		GERMANY	3'44"9
7	Mamo, Sebsibe		ETHIOPIA	3'45"8
8	Belitsky, Ivan		U.S.S.R.	3'46"7
9	Simon, Attila		HUNGARY	3'49"1
10	Yamaguchi, Toichi		JAPAN	3'56"7
11	Amevor, Eric Donu		GHANA	3'58"4
12	Field, Patrick M. M.		HONGKONG	4'02"6

Weather—Fine Temperature—20.4°C

Humidity—67.0 per cent Wind—1.10 m (SW)

Semi-Final Oct. 19

Heat A 11.00

1	Snell, Peter George		NZEALAND	3'38"8
2	Baran, Witold		POLAND	3'38"9
3	Odlozil, Josef		CZECHSLV	3'39"3
4	Bernard, Michel		FRANCE	3'39"7
5	Whetton, John		BRITAIN	3'39"9
6	Holtz, Wolf-Dieter		GERMANY	3'42"3
7	Olofsson, Karl-Uno		SWEDEN	3'44"8
8	Leps, Ergas		CANADA	3'51"2
9	Ryun, James Ronald		U.S.A.	3'55"0

Weather—Fine, Temperature—17.6°C

Humidity—48.0 per cent Wind—1.40 m (N)

Heat B


1	Burleson, Dyrol		U.S.A.	3'41"5
2	Simpson, Alan		BRITAIN	3'41"5
3	Davies, John Llewellyn		NZEALAND	3'41"9
4	Wadoux, Jean		FRANCE	3'41"9
5	Keino, Kipchoge		KENYA	3'41"9
6	Allonsius, Eugene		BELGIUM	3'41"9
7	O Hara, Tom Martin		U.S.A.	3'43"4
8	May, Jurgen		GERMANY	3'46"8
9	Vazic, Simo		YUGOSLAV	3'48"3

Weather—Fine, Temperature—17.6°C

Humidity—48.0 per cent Wind—1.40 m (N)

Final 13.20 Oct. 21

			400 m	800 m	1200 m	
1	Snell, Peter George	NZEALAND	58"8	2'00"7	2'59"5	3'38"1
2	Odlozil, Josef	CZECHSLV	59"2	2'00"5	2'59"7	3'39"6
3	Davies, John Llewellyn	NZEALAND	59"0	2'00"5	2'59"3	3'39"6
4	Simpson, Alan	BRITAIN	58"9	2'01"0	3'00"0	3'39"7
5	Burleson, Dyrol	U.S.A.	58"3	2'01"1	2'59"6	3'40"0
6	Baran, Witold	POLAND	58"7	2'00"8	2'59"4	3'40"3
7	Bernard, Michel	FRANCE	58"0	2'01"3	2'59"7	3'41"2
8	Whetton, John	BRITAIN	58"5	2'00"7	2'59"9	3'42"4
9	Wadoux, Jean	FRANCE	59"3	2'01"5	3'00"3	3'45"4
Weather—Cloudy			Temperature—19.6°C	Humidity—74.0 per cent	Wind—1.50 m (WSW)	



The finish of the 1,500 m race and below the medalists

L'arrivée de la course des 1,500 m et, au-dessous, les médaillés

① P. Snell (NZL) ② J. Odlozil (CZS)
③ J. Davies (NLD)



The 5,000 m race as the runners turn the fourth corner

La course des 5,000 m alors les coureurs commencent leur quatrième tour de piste

5000 m 29 countries 48 competitors 7 absent

WR	13'35"0	V. Kouts	U.S.S.R.	1957
OR	13'39"6	V. Kouts	U.S.S.R.	1956

Previous Olympic Winners

1912	H. Kolehmainen	FINLAND	14'36"6
1920	J. Guillemot	FRANCE	14'55"6
1924	P. Nurmi	FINLAND	14'31"2
1928	V. Ritola	FINLAND	14'38"0
1932	L. Lehtinen	FINLAND	14'30"0
1936	G. Hockert	FINLAND	14'22"2
1948	G. Reiff	BELGIUM	14'17"6
1952	E. Zatopek	CZECHSLV	14'06"6
1956	V. Kouts	U.S.S.R.	13'39"6
1960	M. Halberg	NZEALAND	13'43"4

Heat B

1	Wiggs, Michael Edwin	BRITAIN	13'51"0
2	Dellinger, William S.	U.S.A.	13'52"2
3	Helland, Thor	NORWAY	13'52"4
4	Boguszewicz, Lech	POLAND	13'52"8
5	Orentas, Kestutis	U.S.S.R.	13'54"0
6	Allonsius, Eugene	BELGIUM	13'55"0
7	Vaillant, Jean	FRANCE	14'05"8
8	Letzerich, Manfred	GERMANY	14'06"2
9	O Riordan, Thomas B. M.	IRELAND	14'08"8
10	Dam, Jorgen Nielsen	DENMARK	14'20"4
11	Thomas, Albert George	AUSTRALA	14'27"8
12	Aguilar, Fernando	SPAIN	14'29"2
13	Mejia Florez, Alvaro	COLOMBIA	14'41"4
	Yazdanpanah-Barughi, E.	IRAN	Absent

Weather—Fine	Temperature—20.4°C
Humidity—48.0 per cent	Wind—1.50 m (WNW)

1st Round Oct. 16

Heat A 15.00

1	Jazy, Michel	FRANCE	13'55"4
2	Baillie, William David	NETHLAND	13'55"4
3	Baidiuk, Stepan	U.S.S.R.	14'00"2
4	Barabas, Andrei	RUMANIA	14'00"2
5	Cook, Anthony	AUSTRALA	14'02"4
6	Herring, John Bryan	BRITAIN	14'07"2
7	Dalkilic, Muharrem	TURKEY	14'12"0
8	Philipp, Lutz	GERMANY	14'15"2
9	Kidd, Bruce	CANADA	14'21"8
10	Pinter, Janos	HUNGARY	14'41"0
11	Randrianjatovo, Jean	MADGASCA	15'50"4
	Roelants, Gaston	BELGIUM	Absent
	Mfyomi, Paschal	TANGYKA	Absent

Weather—Fine	Temperature—20.4°C
Humidity—48.0 per cent	Wind—1.50 m (WNW)

Heat C

1	Gammoudi, Mohamed	TUNISIA	14'10"2
2	Schul, Robert Keyser	U.S.A.	14'11"4
3	Norpoth, Harald	GERMANY	14'11"6
4	Halberg, Murray Gordon	NETHLAND	14'12"0
5	Tomas, Josef	CZECHSLV	14'12"6
6	Najde, Bengt	SWEDEN	14'13"4
7	Cervan, Franc	YUGOSLAV	14'16"6
8	Saloranta, Simo Sakari	FINLAND	14'24"6
9	Mecser, Lajos	HUNGARY	14'35"4
10	Fayolle, Jean	FRANCE	14'44"6
11	Keocanta, Sermsak	THAILAND	16'08"8
12	Karunananda, Ranatunge	CEYLON	16'22"2
13	Ly, Nguyen Van	VIET-NAM	17'28"0

Weather—Fine	Temperature—20.4°C
Humidity—43.0 per cent	Wind—1.40 m (WNW)



The finish of the 5,000 m race

L'arrivée de la course de 5,000 m

Heat D

1	Clarke, Ronald William	AUSTRALA	13'48"4
2	Keino, Kipchoge	KENYA	13'49"6
3	Dutov, Nikolay	U.S.S.R.	13'50"6
4	Aritmendi, Francisco	SPAIN	14'05"0
5	Larsson, Sven-Olov Martin	SWEDEN	14'10"2
6	Iwashita, Satsuo	JAPAN	14'18"4
7	Graham, Derek Austin	BRITAIN	14'21"6
8	Moore, Oscar W. Jr.	U.S.A.	14'24"0
9	Vazic, Simo	YUGOSLAV	14'33"8
10	Clerckx, Henri	BELGIUM	14'40"0
11	Scott, Neville Ian	NETHLAND	15'01"0
	El Ghazi, Ben Assou	MOROCCO	Absent
	Wolde, Mamo	ETHIOPIA	Absent
	Oliveira, Manuel F.	PORTUGAL	Absent

Weather—Fine

Temperature—20.4°C

Humidity—43.0 per cent

Wind—1.40 m (WNW)

Final 16.05 Oct. 18

		1000 m	2000 m	3000 m	4000 m		
1	Schul, Robert Keyser	U.S.A.	2'51"4	5'40"0	8'25"0	11'16"2	13'48"8
2	Norphoth, Harald	GERMANY	2'51"0	5'39"8	8'22"8	11'15"8	13'49"6
3	Dellinger, William S.	U.S.A.	2'51"8	5'40"6	8'25"8	11'16"4	13'49"8
4	Jazy, Michel	FRANCE	2'50"4	5'39"6	8'22"4	11'15"6	13'49"8
5	Keino, Kipchoge	KENYA	2'50"8	5'40"4	8'25"6	11'16"0	13'50"4
6	Baillie, William David	NETHLAND	2'50"6	5'39"8	8'24"2	11'16"0	13'51"0
7	Dutov, Nikolay	U.S.S.R.	2'51"6	5'40"4	8'23"2	11'15"8	13'53"8
8	Helland, Thor	NORWAY	2'51"6	5'40"2	8'26"0	11'16"6	13'57"0
9	Clarke, Ronald William	AUSTRALA	2'50"2	5'39"4	8'22"2	11'15"8	13'58"0
10	Baidiuk, Stepan	U.S.S.R.	2'51"0	5'40"0	8'25"6	11'19"2	14'11"2
11	Wiggs, Michael Edwin	BRITAIN	2'52"8	5'40"8	8'28"6	11'28"6	14'20"8
	Gammoudi, Mohamed	TUNISIA					Absent

Weather—Rainy

Temperature—13.2°C

Humidity—97.0 per cent

Wind—1.10 m (N)

10000 m 17 countries 29 competitors

WR	28'15"6	R.W. Clarke	AUSTRALA	1963
OR	28'32"2	P. Bolotnikov	U.S.S.R.	1960

Previous Olympic Winners

1912	H. Kolehmainen	FINLAND	31'20"8	1936	I. Salminen	FINLAND	30'15"4
1920	P. Nurmi	FINLAND	31'45"8	1948	E. Zatopek	CZECHSLV	29'59"6
1924	V. Ritola	FINLAND	30'23"2	1952	E. Zatopek	CZECHSLV	29'17"0
1928	P. Nurmi	FINLAND	30'18"8	1956	V. Kouts	U.S.S.R.	28'45"6
1932	J. Kusocinski	POLAND	30'11"4	1960	P. Bolotnikov	U.S.S.R.	28'32"2

Final 16.00 Oct. 14

			1000 m/ 6000 m	2000 m/ 7000 m	3000 m/ 8000 m	4000 m/ 9000 m	5000 m/	
1	Mills, William M.	U.S.A.	2'42"0	5'30"5	8'21"0	11'14"0	14'04"6	
			16'58"0	19'53"0	22'47"2	25'43"0	28'24"4	NOR
2	Cammoudi, Mohamed	TUNISIA	2'42"0	5'31"0	8'21"0	11'14"0	14'07"0	
			16'59"0	19'53"0	22'48"0	25'43"0	28'24"8	NOR
3	Clarke, Ronald William	AUSTRALA	2'42"2	5'29"6	8'21"0	11'13"0	14'05"0	
			16'57"8	19'52"0	22'47"0	25'42"8	28'25"8	NOR
4	Wolde, Mamo	ETHIOPIA	2'43"0	5'30"0	8'20"8	11'13"4	14'06"0	
			16'58"0	19'53"0	22'48"0	25'43"0	28'31"8	NOR
5	Ivanov, Leonid	U.S.S.R.	2'43"0	5'32"0	8'21"0	11'16"0	14'13"0	
			17'13"0	20'14"0	23'13"0	26'10"0	28'53"2	
6	Tsuburaya, Kokichi	JAPAN	2'44"0	5'32"0	8'28"0	11'16"0	14'09"0	
			17'09"0	20'14"0	23'14"0	26'10"0	28'59"4	
7	Halberg, Murray Gordon	NZEALAND	2'45"0	5'34"0	8'23"0	11'18"0	14'16"0	
			17'17"0	20'19"0	23'15"0	26'10"0	29'10"8	
8	Cook, Anthony	AUSTRALA	2'43"0	5'30"0	8'22"0	11'15"0	14'11"0	
			17'11"0	20'12"0	23'16"0	26'19"0	29'15"8	
9	Lindgren, Gerald Paul	U.S.A.	2'42"0	5'30"0	8'20"0	11'15"0	14'12"0	
			17'18"0	20'18"0	23'21"0	26'20"0	29'20"6	
10	Cervan, Franc	YUGOSLAV	2'45"0	5'33"0	8'23"0	11'18"0	14'16"0	
			17'17"0	20'20"0	23'23"0	26'28"0	29'21"0	
11	Herrmann, Siegfried	GERMANY	2'47"0	5'35"0	8'24"0	11'14"0	14'17"0	
			17'23"0	20'25"0	23'31"0	26'38"0	29'27"0	
12	Clerckx, Henri	BELGIUM	2'48"0	5'33"0	8'28"0	11'26"0	14'28"0	
			17'28"0	20'28"0	23'32"0	26'37"0	29'29"6	
13	Fayolle, Jean	FRANCE	2'43"0	5'32"0	8'26"0	11'26"0	14'27"0	
			17'28"0	20'31"0	23'34"0	26'37"0	29'30"8	
14	Funai, Teruo	JAPAN	2'47"0	5'37"0	8'30"0	11'26"0	14'27"0	
			17'28"0	20'31"0	23'35"0	26'41"0	29'33"2	
15	Vaillant, Jean	FRANCE	2'43"0	5'32"0	8'31"0	11'26"0	14'27"0	
			17'28"0	20'29"0	23'32"0	26'38"0	29'33"6	
16	Suetoe, Jozsef	HUNGARY	2'49"0	5'46"0	8'44"0	11'40"0	14'36"0	
			17'36"0	20'36"0	23'40"0	26'42"0	29'43"0	
17	Tomas, Josef	CZECHSLV	2'47"0	5'40"0	8'40"0	11'41"0	14'39"0	
			17'39"0	20'41"0	23'45"0	26'49"0	29'46"4	
18	Hill, Ronald	BRITAIN	2'46"0	5'34"0	8'24"0	11'27"0	14'27"0	
			17'29"0	20'34"0	23'40"0	26'49"0	29'53"0	
19	Benum, Pal	NORWAY	2'46"0	5'35"0	8'27"0	11'35"0	14'38"0	
			17'40"0	20'46"0	23'52"0	26'59"0	30'00"8	
20	Rothe, Siegfried	GERMANY	2'46"0	5'35"0	8'31"0	11'39"0	14'39"0	
			17'40"0	20'48"0	23'55"0	27'03"0	30'04"6	

21	Bullivant, Michael John	BRITAIN	2'46"0	5'35"0	8'26"0	11'27"0	14'28"0
			17'34"0	20'42"0	23'53"0	27'03"0	30'12"0
22	Murray, Alistair Fergus	BRITAIN	2'47"0	5'36"0	8'25"0	11'29"0	14'29"0
			17'37"0	20'48"0	24'00"0	27'14"0	30'22"4
23	Magee, Arthur Barry	NZEALAND	2'50"0	5'52"0	8'57"0	12'08"0	15'13"0
			18'19"0	21'25"0	24'28"0	27'33"0	30'32"0
24	Larrieu, Gilbert Ronald	U.S.A.	2'47"0	5'35"0	8'35"0	11'36"0	14'37"0
			17'50"0	20'59"0	24'20"0	27'41"0	30'42"6
25	Bolotnikow, Piotr	U.S.S.R.	2'44"0	5'40"0	8'39"0	11'40"0	14'42"0
			17'50"0	21'01"0	24'21"0	27'38"0	30'52"8
26	Kido, Bruce	CANADA	2'43"0	5'31"0	8'25"0	11'30"0	14'43"0
			18'06"0	21'15"0	24'36"0	27'48"0	30'56"4
27	Hannemann, Artur	GERMANY	2'51"0	5'52"0	8'58"0	12'08"0	15'13"0
			18'18"0	21'28"0	24'45"0	27'53"0	30'56"6
28	Watanabe, Kazumi	JAPAN	2'47"0	5'41"0	8'46"0	12'03"0	15'12"0
			18'27"0	21'27"0	24'46"0	27'57"0	31'00"6
29	Karunananda, Ranatunge J.	CEYLON	2'55"0	6'12"0	9'38"0	13'10"0	16'43"0
			20'18"0	23'54"0	27'30"0	31'04"0	32'21"2

Weather—Cloudy Temperature—18.4°C Humidity—84.0 per cent Wind—1.20 m (N)

110 m Hurdles—110 Haies 23 countries 37 competitors 1 absent

WR	13"2	M. Lauer	GERMANY	1959
		L. Calhoun	U.S.A.	1960
OR	13"5	L. Calhoun	U.S.A.	1956
		J. Davis	U.S.A.	1956

Previous Olympic Winners

1896	T. P. Curtis	U.S.A.	17"6	1928	S. J. M. Atkinson	S. AFRICA	14"8
1900	A. C. Kraenzlein	U.S.A.	15"4	1932	G. Saling	U.S.A.	14"6
1904	F. W. Schule	U.S.A.	16"0	1936	F. G. Towns	U.S.A.	14"2
1908	F. C. Smithson	U.S.A.	15"0	1948	W. Porter	U.S.A.	13"9
1912	F. W. Kelly	U.S.A.	15"1	1952	H. Dillard	U.S.A.	13"7
1920	E. Thompson	CANADA	14"8	1956	L. Calhoun	U.S.A.	13"5
1924	D. Kinsey	U.S.A.	15"0	1960	L. Calhoun	U.S.A.	13"8

1st Round Oct. 17

Heat A 14.00

1	Mazza, Giorgio	ITALY	14"2
2	Davenport, Willie D.	U.S.A.	14"2
3	Yasuda, Hirokazu	JAPAN	14"5
4	Erinle, Folu	NIGERIA	14"5
5	Awori, Aggrey Sheroy	UGANDA	14"6
6	Sabater, Arnaldo	P. RICO	14"6
7	Babb, Walter Delville N.	NTHNRHOD	14"7

Heat B

1	Lindgren, Harold Blaine	U.S.A.	14"2
2	Kontarev, Alexandr	U.S.S.R	14"2
3	John, Heinrich	GERMANY	14"3
4	Taitt, Lawrence	BRITAIN	14"5
5	Raziq, Ghulam	PAKISTAN	14"7
6	Cruz, Heriberto	P. RICO	14"9
7	Dyrzka, Juan Carlos Pablo	ARGENTIN	15"2
8	Maki, Simbara Demeble	IVRICOAST	15"3

Weather—Fine Temperature—23.0°C
Humidity—66.0 per cent Wind—1.74 m Against Wind

Weather—Fine Temperature—23.0°C
Humidity—66.0 per cent Wind—0.40 m Against Wind

Heat C

1	Mikhailov, Anatoly	U.S.S.R.	14"1
2	Cornacchia, Giovanni	ITALY	14"2
3	Forssander, Bo Erik O.	SWEDEN	14"3
4	Nuttall, Clifford Ross	CANADA	14"8
5	Fournet, Bernard	FRANCE	14"8
6	Sahiner, Cetin	TURKEY	15"1
7	Okiring, Vircil	UGANDA	15"5
8	Lin, Kuei Chang	TAIWAN	Absent
Weather—Fine		Temperature—23.0°C	
Humidity—66.0 per cent		Wind—0.64 m Fair Wind	

Heat D

1	Ottoz, Edy	ITALY	14"6
2	Betancourt, Lazaro	CUBA	14"6
3	Chistiakov, Valentin	U.S.S.R.	14"7
4	Marien, Leopold	BELGIUM	14"9
5	Marsellos, Georges	GREECE	14"9
6	Kuda Ditta	MALAYSIA	15"1
7	Voigt, Christian	GERMANY	15"1
8	Vincent, Samir Ambrose	IRAQ	16"2
Weather—Fine		Temperature—23.0°C	
Humidity—66.0 per cent		Wind—2.17 m Against Wind	

Heat E

1	Duriez, Marcel	FRANCE	14"2
2	Jones, Hayes Wendell	U.S.A.	14"2
3	Parker, John Michael	BRITAIN	14"2
4	Randhawa, Gurbachan Singh	INDIA	14"3
5	Trzmiel, Werner	GERMANY	14"3
6	Tanaka, Akira	JAPAN	14"5
7	Akika, Edward	NIGERIA	14"7
Weather—Fine		Temperature—23.3°C	
Humidity—65.0 per cent		Wind—1.86 m Against Wind	

Semi-Final Oct. 18

Heat A 14.00			
1	Mikhailov, Anatoly	U.S.S.R.	13"9
2	Randhawa, Gurbachan S.	INDIA	14"0
3	Mazza, Giorgio	ITALY	14"0
4	Duriez, Marcel	FRANCE	14"0
5	John, Heinrich	GERMANY	14"1
6	Betancourt, Lazaro	CUBA	14"2
7	Davenport, Willie D.	U.S.A.	14"2
	Chistiakov, Valentin	U.S.S.R.	Disqualified
Weather—Rainy		Temperature—14.0°C	
Humidity—97.0 per cent		Wind—2.70 m Fair Wind	

The 110 m Hurdles


Les 110 m Haies



Semi-Final Heat B

1	Lindgren, Harold Blaine	U.S.A.	13"9
2	Cornacchia, Giovanni	ITALY	14"0
3	Jones, Hayes Wendell	U.S.A.	14"0
4	Ottoz, Edy	ITALY	14"1
5	Forssander, Bo Erik O.	SWEDEN	14"2
6	Kontarev, Alexandr	U.S.S.R.	14"2
7	Yasuda, Hirokazu	JAPAN	14"3
8	Parker, John Michael	BRITAIN	14"6

Weather—Rainy Temperature—14.0°C
Humidity—97.0 per cent Wind—0.28 m Fair Wind

**Medalists in the 110 m Hurdles****Les médaillés des 110 m Haies**

- ① **H. Jones (USA)** ② **H. Lindgren (USA)**
③ **A. Mikhailov (URS)**

Final 15.50 Oct. 18

1	Jones, Hayes Wendell	U.S.A.	13"6
2	Lindgren, Harold Blaine	U.S.A.	13"7
3	Mikhailov, Anatoly	U.S.S.R.	13"7
4	Ottoz, Edy	ITALY	13"8
5	Randhawa, Gurbachan Singh	INDIA	14"0
6	Duriez, Marcel	FRANCE	14"0
7	Cornacchia, Giovanni	ITALY	14"1
8	Mazza, Giorgio	ITALY	14"1

Weather—Rainy Temperature—13.3°C Humidity—97.0 per cent Wind—2.00 m Fair Wind

400 m Hurdles—400 m Haies

24 countries 39 competitors 1 disqualified 1 absent

WR	49"2	G. Davis	U.S.A.	1958
		S. Morale	ITALY	1962
OR	49"3	G. Davis	U.S.A.	1960

Previous Olympic Winners

1900	J. W. Tewkesbury	U.S.A.	57"6
1904	H. L. Hillman	U.S.A.	53"0
1908	C. J. Bacon	U.S.A.	55"0
1920	F. F. Loomis	U.S.A.	54"0
1924	F.M. Taylor	U.S.A.	52"6
1928	Lord Burghley	BRITAIN	53"4
1932	R. M. N. Tisdall	IRELAND	51"8
1936	G. Hardin	U.S.A.	52"4
1948	R. Cochran	U.S.A.	51"1
1952	C. Moore	U.S.A.	50"8
1956	G. Davis	U.S.A.	50"1
1960	G. Davis	U.S.A.	49"3

1st Round Oct. 14**Heat A 14.00**

1	Cooper, John Hugh	BRITAIN	50"5
2	Knoke, Gary James	AUSTRALA	50"9
3	Frinolli, Roberto	ITALY	51"2
4	Zageris, Edvin	U.S.S.R.	51"5
5	Gairdner, William D.	CANADA	53"8
6	Haid, Helmut	AUSTRIA	54"6
7	Gieseler, Horst	GERMANY	

Dagorov, Nicola Dimitrov BULGARIA Absent

Weather—Rainy Temperature—17.2°C
Humidity—90.0 per cent Wind—1.60 m (N)

Heat B

1	Cawley, Warren Jay	U.S.A.	50"8
2	Dyrzka, Juan Carlos Pablo	ARGENTIN	51"1
3	Warden, Peter	BRITAIN	51"6
4	Singer, Joachim	GERMANY	52"1
5	Gierajewski, Boguslaw	POLAND	52"8
6	Vincent, Samir Ambrose	IRAQ	54"0
7	Yui, Kiyoo	JAPAN	54"7
8	Ryan, Michael A. B.	AUSTRALA	58"0

Weather—Rainy Temperature—17.2°C
Humidity—90.0 per cent Wind—1.60 m (N)

Heat C

1	Geeroms, Wilfried	BELGIUM	51"2
2	Roche, Kenneth James	AUSTRALA	51"5
3	Luck, James Edmund	U.S.A.	51"7
4	Ochana, Jerom	UGANDA	52"4
5	Poirier, Robert	FRANCE	52"6
6	Jurca, Valeriu	RUMANIA	52"7
7	Songok, Kimaru	KENYA	54"5
8	Awan, Manzoor-Ul-Haq	PAKISTAN	55"3

Weather—Rainy Temperature—17.2°C

Humidity—90.0 per cent Wind—1.60 m (N)

Heat D

1	Morale, Salvatore	ITALY	51"1
2	Anisimov, Vasily	U.S.A.	51"7
3	Haas, Ferdinand	GERMANY	52"2
4	Hogan, John M. W.	BRITAIN	52"5
5	Ogushi, Keiji	JAPAN	53"6
6	Cavero, Jose	PERU	53"7
7	Selvaratnam, K. Kovac, Djani	MALAYSIA YUGOSLAV	53"8 Disqualified

Weather—Rainy Temperature—17.2°C

Humidity—90.0 per cent Wind—1.60 m (N)

Heat E

1	Hardin, William Foster	U.S.A.	51"3
2	Maldonado, Victor	VENEZULA	51"6
3	Tuominen, Jaakko A. U.	FINLAND	51"8
4	Behm, Jean-Jacques	FRANCE	52"2
5	Iijima, Keiki	JAPAN	52"8
6	Sarr, Mamadou	SENEGAL	53"2
7	Pal, Amrit	INDIA	53"3
8	Kuklich, Imant	U.S.S.R.	53"3

Weather—Cloudy Temperature—17.6°C

Humidity—87.0 per cent Wind—2.30 m (N)

Semi-Final Oct. 15

Heat A 14.15			
1	Cawley, Warren Jay	U.S.A.	49"8
2	Frinolli, Roberto	ITALY	50"2
3	Knoke, Gary James	AUSTRALA	50"6
4	Geeroms, Wilfried	BELGIUM	51"0
5	Warden, Peter	BRITAIN	51"2
6	Haas, Ferdinand	GERMANY	51"6
7	Zageris, Edvin	U.S.S.R.	52"2
8	Tuominen, Jaakko A. U.	FINLAND	54"0

Weather—Fine Temperature—23.8°C

Humidity—42.0 per cent, Wind—2.20 m (N)

Heat B

1	Cooper, John Hugh	BRITAIN	50"4
2	Luck, James Edmund	U.S.A.	50"4
3	Morale, Salvatore	ITALY	50"4
4	Anisimov, Vasily	U.S.S.R.	50"7
5	Roche, Kenneth James	AUSTRALA	50"8
6	Hardin, William Foster	U.S.A.	50"9
7	Maldonado, Victor	VENEZULA	51"1
8	Dyrzka, Juan Carlos Pablo	ARGENTIN	53"1

Weather—Fine Temperature—23.8°C

Humidity—42.0 per cent, Wind—2.20 m (N)



400 m Hurdles medalists

Les médaillés des 400 m Haies

① W. Cawley (U.S.A.) ② J. Cooper (GBI) ③ S. Morale (ITA)

Final 16.00 Oct. 16

1	Cawley, Warren Jay	U.S.A.	49"6
2	Cooper, John Hugh	BRITAIN	50"1
3	Morale, Salvatore	ITALY	50"1
4	Knoke, Gary James	AUSTRALA	50"4
5	Luck, James Edmund	U.S.A.	50"5
6	Frinolli, Roberto	ITALY	50"7
7	Anisimov, Vasily	U.S.S.R.	51"1
8	Geeroms, Wilfried	BELGIUM	51"4

Weather—Fine Temperature—20.1°C Humidity—44.0 per cent Wind—1.60 m (WNW)

3000 m Steeplechase

19 countries 29 competitors

1 absent

WR	8'29"6	G. Roelants	BELGIUM	1963
OR	8'34"2	Z. Krzyszkowiak	POLAND	1960

Previous Olympic Winners

1920	P. Hodge	BRITAIN	10'00"4
1924	V. Ritola	FINLAND	9'33"6
1928	T. A. Loukola	FINLAND	9'21"8
1932	V. Iso-Hollo	FINLAND	10'33"4
1936	V. Iso-Hollo	FINLAND	9'03"8
1948	T. Sjostrand	SWEDEN	9'04"6
1952	Ashenfelter	U.S.A.	8'45"4
1956	C. W. Brasher	BRITAIN	8'41"2
1960	Z. Krzyszkowiak	POLAND	8'34"2

Heat B

1	Herriott, Maurice	BRITAIN	8'33"0	NOR
2	Gustafsson, Lars-Erik	SWEDEN	8'34"2	TOR
3	Young, George L.	U.S.A.	8'34"2	TOR
4	Texereau, Guy	FRANCE	8'34"6	
5	Naroditsky, Lazar	U.S.S.R.	8'43"0	
6	Doring, Fred	GERMANY	8'43"2	
7	Saruwatari, Taketsugu	JAPAN	8'46"6	
8	Szklarczyk, Edward I.	POLAND	8'48"0	
9	Labidi Taouadi, A.	TUNISIA	9'02"0	
10	Onel, Cahit	TURKEY	9'15"6	

Weather—Fine

Temperature—21.0°C

Humidity—58.0 per cent

Wind—2.20 m (NW)

1st Round Oct. 15**Heat A 15.50**

1	Oliveira, Manuel F.	PORTUGAL	8'40"8
2	Beliaev, Ivan	U.S.S.R.	8'42"0
3	El Ghazi, Ben Assou	MOROCCO	8'42"8
4	Zwolak, Victor A.	U.S.A.	8'43"6
5	Okuzawa, Zenji	JAPAN	8'50"0
6	Span, Slavko	YUGOSLAV	8'57"6
7	Macasar, Jozsef	HUNGARY	9'08"8
8	Hartmann, Dieter	GERMANY	9'09"2
9	Ekonian Toffey, Jean	IVRCOAST	9'47"4
	Perssoon, Bengt A.	SWEDEN	Absent

Weather—Fine

Temperature—22.6°C

Humidity—51.0 per cent

Wind—1.50 m (N)

Heat C

1	Alexeiunas, Adolf	U.S.S.R.	8'31"8	NOR
2	Roelants, Gaston	BELGIUM	8'33"8	
3	Pomfret, Ernest	BRITAIN	8'45"2	
4	Fishback, Jeffrey M.	U.S.A.	8"50"2	
5	Kogo, Benjamin	KENYA	8'51"0	
6	Dorner, Rainer	GERMANY	8'55"0	
7	Simon, Attila	HUNGARY	8'57"8	
8	Vincent, Trevor A.	AUSTRALA	8'58"8	
9	Yokomizo, Saburo	JAPAN	9'04"6	
10	Dilbagh, Singh Kler	MALAYSIA	9'18"8	

Weather—Fine

Temperature—21.0°C

Humidity—58.0 per cent

Wind—2.20 m (NW)

3,000 m Steeplechase at the water jump**3,000 m Steeplechase, saut de la rivière**

Final 16.50 Oct. 17


			1000 m	2000 m		
1	Roelants, Gaston	BELGIUM	2'52"0	5'38"6	8'30"8	NOR
2	Herriott, Maurice	BRITAIN	2'53"2	5'44"0	8'32"4	
3	Beliaev, Ivan	U.S.S.R.	2'53"4	5'43"4	8'33"8	
4	Oliveira, Manuel F.	PORTUGAL	2'52"2	5'43"8	8'36"2	
5	Young, George L.	U.S.A.	2'53"6	5'42"0	8'38"2	
6	Texereau, Guy	FRANCE	2'52"4	5'40"4	8'38"6	
7	Alexeiunas, Adolf	U.S.S.R.	2'52"0	5'42"8	8'39"0	
8	Gustafsson, Lars-Erik	SWEDEN	2'53"0	5'50"6	8'41"8	
9	El Ghazi, Ben Assou	MOROCCO	2'52"4	5'47"4	8'43"6	
10	Pomfret, Ernest	BRITAIN	2'52"6	5'47"2	8'43"8	

Weather—Fine Temperature—20.0°C Humidity—69.0 per cent Wind—2.60 m (SW)

Medalists for 3,000 m Steeplechase

Les médaillés de 3,000 m Steeplechase

① G. Roelants (BEL) ② M. Herriott (GBI) ③ I. Beliaev (URS)



4X100 m 21 countries 21 teams 1 disqualified

WR	39"1	U.S.A.	(Jones, Budd, Frazier, Drayton)	1961
OR	39"5	U.S.A.	(Murchison, King, Baker, Morrow)	1956
		GERMANY	(Cullman, Hary, Mahlendorf, Lauer)	1960

Previous Olympic Winners

1912		BRITAIN	42"4	1936	U.S.A.	39"8
1920		U.S.A.	42"2	1948	U.S.A.	40"6
1924		U.S.A.	41"0	1952	U.S.A.	40"1
1928		U.S.A.	41"0	1956	U.S.A.	39"5
1932		U.S.A.	40"0	1960	GERMANY	39"5

1st Round Oct. 20

Heat A 14.00

1	ITALY	(1) Berruti, Livio (3) Ottolina, Sergio	(2) Preatoni, Ennio (4) Giannattasio, Pasquale	39"7
2	POLAND	(1) Zielinski, Andrzej (3) Foik, Marian	(2) Maniak, Wieslaw Jan (4) Dudziak, Marian	39"9
3	BRITAIN	(1) Radford, Peter Frank (3) Campbell, Walter Menzies	(2) Jones, Ronald (4) Davies, Lynn	40"1
4	HUNGARY	(1) Rozsnyai, Huba (3) Mihalyfi, Laszlo	(2) Csutoras, Csaba (4) Rabai, Gyula	40"3
5	NIGERIA	(1) Asiodu, Sydney (3) Omagbemi, Jimmy	(2) Erinle, Folu (4) Amu, Abdul	40"4
6	MALAYSIA	(1) Maklan, Hamzah (3) C. Kunalan	(2) Dukom, John (4) Jegathesan, M.	41"4
	IRAQ	(1) Kuraishi, Jasim Karim (3) Lazim, Khalid Tawfik	(2) Vincent, Samir Ambrose (4) Zalada, Khudher	Absent
Weather—Cloudy		Temperature—15.7°C	Humidity—80.0 per cent	Wind—0.50 m (N)

Heat B

1	U.S.A.	(1) Drayton, Otis Paul (3) Stebbins, Richard Vaughn	(2) Ashworth, Gerald Howard (4) Hayes, Robert L.	39"8
2	VENEZULA	(1) Herrera, Arquimedes (3) Romero, Rafael	(2) Murad, Lloyd (4) Herrera Fucil, Hortensio	40"1
3	GERMANY	(1) Erbstosser, Heinz (3) Wallach, Peter	(2) Berger, Rainer (4) Loffler, Volker	40"2
4	SENEGAL	(1) Mane, Malang (3) Diop, Malick	(2) Doumya, Bassirou (4) Sow, Alioune	40"5
5	INDIA	(1) Coutinho, Anthony Francis (3) Powell, Kenneth Lawrence	(2) Singh, Makhan (4) Pichaya, Rajasekaran	40"6
6	JAPAN	(1) Iijima, Hideo (3) Asai, Kiyoshi	(2) Kamata, Masaru (4) Muro, Yojiro	41"0
7	THAILAND	(1) Arjtaweekul, Taweedit (3) Vilaikit, Maitri	(2) Manyakass, Suthi (4) Kanitasut, Chalit	41"8
Weather—Cloudy		Temperature—15.7°C	Humidity—80.0 per cent	Wind—0.50 m (N)

Heat C

1	FRANCE	(1) Genevay, Paul (3) Piquemal, Claude	(2) Laidebeur, Bernard (4) Delecour, Jocelyn	39"8
2	JAMAICA	(1) McNeil, Pablo S. (3) Headley, Lynsworth W.	(2) Robinson, Patrick D. (4) Johnson, Dennis O.	40"1
3	U.S.S.R.	(1) Ozolin, Edvin (3) Kosanov, Gusman	(2) Zubov, Boris (4) Savchuk, Boris	40"1
4	AUSTRALA	(1) Lay, Robert William (3) Earle, William Joheph	(2) Bigby, Eric James (4) Holdsworth, Gary Alfred	40"6
5	GHANA	(1) Okantey, Michael F. (3) Addy, Ebenezer Charle O.	(2) Ahey, Michael Kofi (4) Allotey, Stanley Fabian	40"8
6	UGANDA	(1) Awori, Aggrey Sheroy (3) Oduka, James Odongo	(2) Amukun, Erasmus (4) Omolo, Amos	41"4
7	PHILPINS	(1) Valles, Arnulfo V. (3) Pellosis, Claro A.	(2) Ebreo, Miguel I. (4) Onofre, Rogelio P.	41"7
Weather—Cloudy		Temperature—15.7°C	Humidity—80.0 per cent	Wind—0.50 m (N)

Semi-Final Oct. 20

Heat A 16.00

1	U.S.A.	(1) Drayton, Otis Paul (3) Stebbins, Richard Vaughn	(2) Ashworth, Gerald Howard (4) Hayes, Robert L.	39"5	TOR
2	FRANCE	(1) Genevay, Paul (3) Piquemal, Claude	(2) Laidebeur, Bernard (4) Delecour, Jocelyn	39"6	
3	JAMAICA	(1) McNeil, Pablo S. (3) Headley, Lynsworth W.	(2) Robinson, Patrick D. (4) Johnson, Dennis O.	39"6	
4	BRITAIN	(1) Radford, Peter Frank (3) Campbell, Walter Menzies	(2) Jones, Ronald (4) Davies, Lynn	40"1	
5	AUSTRALA	(1) Lay, Robert William (3) Earle, William Joheph	(2) Bigby, Eric James (4) Holdsworth, Gary Alfred	40"1	
6	NIGERIA	(1) Asiodu, Sydney (3) Omagbemi, Jimmy	(2) Erinle, Folu (4) Okorafor, Lawrence	40"1	
7	HUNGARY	(1) Rozsnyai, Huba (3) Mihalyfi, Laszlo	(2) Csutoras, Csaba (4) Rabai, Gyula	40"3	
8	GHANA	(1) Okantey, Michael F. (3) Addy, Ebenezer Charle O.	(2) Ahey, Michael Kofi (4) Allotey, Stanley Fabian	40"7	
Weather—Cloudy		Temperature—15.4°C	Humidity—85.0 per cent	Wind—0.70 m (N)	

Heat B

1	ITALY	(1) Berruti, Livio (3) Ottolina, Sergio	(2) Preatoni, Ennio (4) Giannattasio, Pasquale	39"6	
2	POLAND	(1) Zielinski, Andrzej (3) Foik, Marian	(2) Maniak, Wieslaw Jan (4) Dudziak, Marian	39"6	
3	VENEZULA	(1) Herrera, Arquimedes (3) Romero, Rafael	(2) Murad, Lloyd (4) Herrera Fucil, Hortensio	39"6	
4	U.S.S.R.	(1) Ozolin, Edvin (3) Kosanov, Gusman	(2) Zubov, Boris (4) Savchuk, Boris	39"7	
5	GERMANY	(1) Erbstosser, Heinz (3) Wallach, Peter	(2) Berger, Rainer (4) Loffler, Volker	40"1	
6	SENEGAL	(1) Mane, Malang (3) Diop, Malick	(2) Doumya, Bassirou (4) Sow, Alioune	40"2	
7	INDIA	(1) Coutinho, Anthony Francis (3) Powell, Kenneth Lawrence	(2) Singh, Makhhan (4) Pichaya, Rajasekaran	40"5	
8	JAPAN	(1) Iijima, Hideo (3) Asai, Kiyoshi	(2) Kamata, Masaru (4) Muro, Yojiro	40"6	
Weather—Cloudy		Temperature—15.4°C	Humidity—85.0 per cent	Wind—0.70 m (N)	

Final 13.50 Oct. 21

1	U.S.A.	(1) Drayton, Otis Paul (3) Stebbins, Richard Vaughn	(2) Ashworth, Gerald Howard (4) Hayes, Robert L.	39"0	NWR, NOR
2	POLAND	(1) Zielinski, Andrzej (3) Foik, Marian	(2) Maniak, Wieslaw Jan (4) Dudziak, Marian	39"3	NOR
3	FRANCE	(1) Genevay, Paul (3) Piquemal, Claude	(2) Laidebeur, Bernard (4) Delecour, Jocelyn	39"3	NOR
4	JAMAICA	(1) McNeil, Pablo S. (3) Headly, Lynsworth W.	(2) Robinson, Patrick D. (4) Johnson, Dennis O.	39"4	NOR
5	U.S.S.R.	(1) Ozolin, Edvin (3) Kosanov, Gusman	(2) Zubov, Boris (4) Savchuk, Boris	39"4	NOR
6	VENEZULA	(1) Herrera, Arquimedes (3) Romero, Rafael	(2) Murad, Lloyd (4) Herrera Fucil, Hortensio	39"5	TOR
7	ITALY	(1) Berruti, Livio (3) Ottolina, Sergio	(2) Preatoni, Ennio (4) Giannattasio, Pasquale	39"5	TOR
8	BRITAIN	(1) Radford, Peter Frank (3) Campbell, Walter Menzies	(2) Jones, Ronald (4) Davies, Lynn	39"6	
Weather—Cloudy		Temperature—19.6°C	Humidity—77.0 per cent	Wind—0.80 m (WSW)	



Finish of the 4X400 m relay
Arrivée du relais 4X400 m

4X400 m 17 countries 17 teams 3 absent

WR	3'02"2	U.S.A.	(Yerman, Young, G. Davis, O. Davis)	1960
OR	3'02"2	U.S.A.	(Yerman, Young, G. Davis, O. Davis)	1960

Previous Olympic Winners

1912	U.S.A.	3'16"6	1936	BRITAIN	3'09"2
1920	BRITAIN	3'22"2	1948	U.S.A.	3'10"4
1924	U.S.A.	3'16"0	1952	JAMAICA	3'03"9
1928	U.S.A.	3'14"2	1956	U.S.A.	3'04"8
1932	U.S.A.	3'08"2	1960	U.S.A.	3'02"2

1st Round Oct. 20

Heat A 15.00

1	U.S.A.	(1) Carr, Henry	(2) Cassell, Ollan C.	
		(2) Larrabee, Michael D.	(4) Willams, Ullis C.	3'05"3
2	U.S.S.R.	(1) Sverbetov, Grigory	(2) Bychkov, Victor	
		(3) Anisimov, Vasily	(4) Arkhipchuk, Vadim	3'07"4
3	FRANCE	(1) Nelzy, Germain	(2) Hiblot, Michel	
		(3) Martin, Bernard	(4) Boccardo, Jean Pierre	3'07"5
4	INDIA	(1) Singh, Makhan	(2) Pal, Amrit	
		(3) Singh, Ajmer	(4) Singh, Milkha	3'08"8
5	JAPAN	(1) Handa, Toru	(2) Hayase, Hirotada	
		(3) Amano, Yoshihiro	(4) Yoshida, Masami	3'12"3
6	SENEGAL	(1) Daour, Gueye	(2) Thiaw, Daniel Alexandre	
		(3) Ndiaye, Mamadou	(4) Ndiaye, Mambaye	3'12"5
	UGANDA			Absent

Weather—Cloudy Temperature—15.9°C Humidity—80.0 per cent Wind—1.50 m (N)

Heat B

1	TRI-TBAG	(1) Skinner, Edwin (3) Roberts, Edwin	(2) Bernard, Kent (4) Mottley, Wendell	3'05"0
2	POLAND	(1) Filipiuk, Marian (3) Swatowski, Stanislaw	(2) Kluczek, Ireneusz (4) Badenski, Andrzej	3'07"2
3	ITALY	(1) Bianchi, Bruno (3) Frinolli, Roberto	(2) Morale, Salvatore (4) Bello, Sergio	3'07"6
4	AUSTRALA	(1) Vassella, Peter Francis (3) Eddy, Gary John	(2) Knoke, Gary James (4) Roche, Kenneth James	3'08"2
	HUNGARY			Absent
	IRAQ			Absent
Weather—Cloudy Temperature—15.9°C Humidity—80.0 per cent Wind—1.50 m (N)				

Heat C

1	BRITAIN	(1) Graham, Timothy J. M. (3) Cooper, John Hugh	(2) Metcalfe, Adrian Peter (4) Brightwell, Robbie Ian	3'04"7
2	GERMANY	(1) Juttner, Jorg (3) Schmitt, Johannes	(2) Schulz, Hans-Ulrich (4) Kinder, Manfred	3'04"9
3	JAMAICA	(1) Kahn, Lawrence G. (3) Spence, Melville	(2) Spence, Malcolm E. (4) Kerr, George E.	3'05"3
4	SWITZ	(1) Descloux, Jean-Louis (3) Theiler, Marius	(2) Bosshard, Hansjoerg (4) Laeng, Peter	3'09"3
5	GHANA	(1) Addy, James Aryee (3) Bugri, Samuel Zanya	(2) Mensah-Brobbeey (4) Quartey, Ebenezer Quaye	3'10"4
6	MALAYSIA	(1) Selvaratnam, K. (3) Mohd Abdul Rahman	(2) Kuda Ditta (4) A. Victor	3'17"6
7	THAILAND	(1) Tongsuke, Somsakdi (3) Vitsudhamakul, Adisorn	(2) Pensuvabharp, Nipon (4) Bumroonspruek, Manun	3'18"4
Weather—Cloudy Temperature—15.5°C Humidity—85.0 per cent Wind—1.60 m (N)				

Final 14.50 Oct. 21

1	U.S.A.	(1) Gassell, Ollan C. (3) Williams, Ulis C.	(2) Larrabee, Michael D. (4) Carr, Henry	3'00"7	NWR, NOR
2	BRITAIN	(1) Graham, Timothy J. M. (3) Cooper, John Hugh	(2) Metcalfe, Adrian Peter (4) Brightwell, Robbie Ian	3'01"6	NWR, NOR
3	TRI-TBAG	(1) Skinner, Edwin (3) Roberts, Edwin	(2) Bernard, Kent (4) Mottley, Wendell	3'01"7	NWR, NOR
4	JAMAICA	(1) Kahn, Lawrence G. (3) Spence, Melville	(2) Spence, Malcolm E. (4) Kerr, George, E.	3'02"3	
5	GERMANY	(1) Juttner, Jorg (3) Schmitt, Johannes	(2) Schulz, Hans-Ulrich (4) Kinder, Manfred	3'04"3	
6	POLAND	(1) Filipiuk, Marian (3) Swatowski, Stanislaw	(2) Kluczek, Ireneusz (4) Badenski, Andrzej	3'05"3	
7	U.S.S.R.	(1) Sverbetov, Grigory (3) Anisimov, Vasily	(2) Bychkov, Victor (4) Arkhipchuk, Vadim	3'05"9	
8	FRANCE	(1) Hiblot, Michel (3) Nelzy, Germain	(2) Martin, Bernard (4) Boccardo, Jean Pierre	3'07"4	
Weather—Cloudy Temperature—20.6°C Humidity—72.0 per cent Wind—0.00 m					

High Jump=Saut en hauteur 19 countries 29 competitors

WR	2.28	V. Brumel	U.S.S.R.	1963				
OR	2.16	R. Shavlakadze	U.S.S.R.	1960	V. Brumel	U.S.S.R.	1960	

Previous Olympic Winners

1896	E. H. Clark	U.S.A.	1.81 m	1928	R. W. King	U.S.A.	1.94 m
1900	I. K. Baxter	U.S.A.	1.90 m	1932	D. McNaughton	CANADA	1.97 m
1904	S. S. Jones	U.S.A.	1.80 m	1936	C. C. Johnson	U.S.A.	2.03 m
1908	H. F. Porter	U.S.A.	1.90 m	1948	J. Winter	AUSTRALA	1.98 m
1912	A. W. Richards	U.S.A.	1.93 m	1952	W. F. Davis	U.S.A.	2.04 m
1920	R. W. Landon	U.S.A.	1.94 m	1956	C. E. Dumas	U.S.A.	2.12 m
1924	H. M. Osborn	U.S.A.	1.98 m	1960	R. Shavlakadze	U.S.S.R.	2.16 m

Qualification Round Qualification Standard, 2.06 m Oct. 20

		1.90	1.95	2.00	2.03	2.06	J.	F.	Result	
Bhaddikul, Katesepwasdi	THAILAND	XXX					0	0	X	
Caruthers, Edward J.	U.S.A.	○	X○	○	○	○	6	1	2.06	Qualified
Hellen, Johan Henrik	FINLAND	○	○	○	XXX		3	0	2.00	
Sneazwell, Anthony Howard	AUSTRALA	---	X○	○	○	X○	6	2	2.06	"
Thomas, John Curtis	U.S.A.	---	---	X○	○	○	4	1	2.06	"
Miller, Gordon Albert	BRITAIN	○	○	XX○	X○	XX○	10	5	2.06	"
Idriss, Mahamat	CHAD	---	○	○	○	○	4	0	2.06	"
Olafsson, Jon Th.	ICELAND	○	○	X○	XXX		4	1	2.00	
Bogliatto, Mauro	ITALY	---	○	○	X○	○	5	1	2.06	"
Rambo, John Barnett	U.S.A.	○	○	○	X○	○	6	1	2.06	"
Igun, Samuel	NIGERIA	○	○	X○	X○	X○	8	3	2.06	"
Jordanov, Evgeni Yotov	BULGARIA	○	X○	X○	○	○	7	2	2.06	"
Garriga, Luis Maria	SPAIN	○	○	○	XX○	XXX	6	2	2.03	
Peckham, Lawrence William	AUSTRALA	○	○	○	X○	○	6	1	2.06	"
Elende, Henri	CONGO	○	---	○	---	○	3	0	2.06	"
Shavlakadze, Robert	U.S.S.R.	---	---	○	○	○	3	0	2.06	"
Koppen, Rudolf	GERMANY	---	X○	○	XX○	X○	8	4	2.06	"
Pettersson, Stig	SWEDEN	---	○	○	○	X○	5	1	2.06	"
Skvortsov, Valery	U.S.S.R.	---	○	○	○	○	4	0	2.06	"
Cha Won Sil	N. KOREA						0	0	X	
Czernik, Edward	POLAND	---	○	○	○	○	4	0	2.06	"
Sugioka, Kuniyoshi	JAPAN	○	X○	○	XXX		4	1	2.00	
Nilsson, Kjell-Ake	SWEDEN	---	○	X○	○	X○	6	2	2.06	"
Schillkowski, Wolfgang	GERMANY	○	○	○	X○	X○	7	2	2.06	"
Miyazaki, Kinya	JAPAN	○	---	XXX			1	0	1.90	
Abugattas, Roberto	PERU	○	X○	XXX			3	1	1.95	
Brumel, Valery	U.S.S.R.	---	---	○	XX○	○	5	2	2.06	"
Sainte Rose, Robert	FRANCE	○	○	○	XXX		3	0	2.00	
Drecoll, Ralf	GERMANY	○	○	○	○	XX○	7	2	2.06	"

(○ Cleared, X Failed, - Passed, F. Number of Failures, J. Number of Trials)

Beginning 10.10, Weather—Rainy Temperature—12.5°C Humidity—90.0 per cent Wind—1.30 m (N)
 End 12.20, Weather—Rainy Temperature—14.5°C Humidity—85.0 per cent Wind—1.30 m (N)

Competition Proper 14.00 Oct. 21

		1.90	1.95	2.00	2.03	2.06	2.09	2.12	2.14	2.16	2.18	3.20	J.	F.	Result
1	Brumel Valery	U.S.S.R.	---	---	○	○	○	○	XX○	○	○	XXX	10	2	2.18 NOR
2	Thomas, John Curtis	U.S.A.	---	---	○	○	○	X○	XX○	X○	○	XXX	12	4	2.18 NOR
3	Rambo, John Barnett	U.S.A.	---	---	○	○	○	X○	○	XX○	XXX		10	3	2.16 TOR
4	Pettersson, Stig	SWEDEN	---	---	○	---	○	X○	X○	XX○	XXX		7	2	2.14
5	Shavlakadze, Robert	U.S.S.R.	---	---	---	○	○	○	○	XX○	XXX		7	2	2.14
6	Nilsson, Kjell-Ake	SWEDEN	---	○	○	○	○	○	XXX				5	0	2.09

6	Drecoll, Ralf	GERMANY	---	○	○	○	○	○	XXX	5	0	209
8	Caruthers, Edward J.	U.S.A.	---	---	○	○	X○	○	XXX	5	1	209
9	Idriss, Mahamat	CHAD	---	---	○	○	○	X○	XXX	5	1	209
10	Peckham, Lawrence William	AUSTRALA	○	○	○	○	○	X○	XXX	7	1	209
11	Czernik, Edward	POLAND	---	---	○	---	○	X--	XX	2	0	206
12	Jordanov, Evgeni Yotov	BULGARIA	---	○	○	○	○	XXX		4	0	206
13	Sneazwell, Anthony Howard	AUSTRALA	---	X○	○	XX○	○	XXX		7	3	206
14	Skvortsov, Valery	U.S.S.R.	---	○	○	○	X○	XXX		5	1	206
15	Igun, Samuel	NIGERIA	○	○	○	○	X○	XXX		6	1	206
16	Bogliatto, Mauro	ITALY	---	X○	○	○	X○	XXX		6	2	206
17	Schillkowski, Wolfgang	GERMANY	○	○	○	○	XX○	XXX		7	2	206
18	Miller, Gordon Albert	BRITAIN	○	○	○	○	XXX			4	0	203
19	Koppen, Rudolf	GERMANY	○	○	X○	XXX				4	1	200
20	Elende, Henri	CONGO	○	---	XXX					1	0	190

(○ Cleared, X Failed, - Passed, F. Number of Failures, J. Number of Trials)

Beginning 14.12, Weather—Cloudy Temperature—19.6°C Humidity—78.0 per cent Wind—0.30 m (WSW)
 End 19.00, Weather—Cloudy Temperature—17.0°C Humidity—83.0 per cent Wind—0.00 m

Pole Vault—Saut à la perche 20 countries 32 competitors

WR 5.13 J. Pennel U.S.A. 1963
 OR 4.70 D. Bragg U.S.A. 1960

Previous Olympic Winners

1896	W. W. Hoyt	U.S.A.	3.30 m	1928	S. W. Carr	U.S.A.	4.20 m
1900	I. K. Baxter	U.S.A.	3.30 m	1932	W. W. Miller	U.S.A.	4.31 m
1904	C. E. Dvorak	U.S.A.	3.50 m	1936	E. Meadows	U.S.A.	4.35 m
1908	A. C. Gilbert	U.S.A.	3.71 m	1948	O. Smith	U.S.A.	4.30 m
	E. T. Cooke	U.S.A.	3.71 m	1952	R. E. Richards	U.S.A.	4.55 m
1912	H. S. Babcock	U.S.A.	3.95 m	1956	R. E. Richards	U.S.A.	4.56 m
1920	F. K. Foss	U.S.A.	3.80 m	1960	D. Bragg	U.S.A.	4.70 m
1924	L. S. Barnes	U.S.A.	3.95 m				

Qualification Round Qualification Standard, 4.60 m 13.00 Oct. 15

		4.20	4.30	4.40	4.50	4.55	4.60	J. F. Result	
Otsubo, Masashi	JAPAN	○	---	XXX				1 0 4.20	
Reinhardt, Wolfgang	GERMANY	---	---	○	---	---	○	2 0 4.60	Qualified
Hansen, Fred Morgan	U.S.A.	---	---	---	---	---	○	1 0 4.60	"
Coppejans, Paul	BELGIUM	XX○	---	XXX				3 2 4.20	
Morita, Hisao	JAPAN	---	---	○	---	---	XXX	1 0 4.40	
Stevenson, David Deas	BRITAIN	○	---	○	○	---	XXX	3 0 4.50	
Preussger, Manfred	GERMANY	---	---	XX○	---	---	○	4 2 4.60	"
Hlebarov, Dimitre P.	BULGARIA	---	---	XXX				0 0 X	

Torii, Yoshimasa	JAPAN	○	---	X○	---	---	XXX	3	1	4.40	
Pennel, John Thomas	U.S.A.	---	---	---	---	---	X○	2	1	4.60	Qualified
Papanikolaus, Christos	GREECE	---	X○	---	X○	---	○	5	2	4.60	"
Moro, Guerrino	CANADA	X○	---	X○	---	---	○	5	2	4.60	"
Pemelton, Billy Gene	U.S.A.	---	---	---	---	---	○	1	0	4.60	"
Tomasek, Rudolf	CZECHSLV	---	---	---	○	---	○	2	0	4.60	"
Lehnertz, Klaus	GERMANY	---	○	---	X○	---	○	4	1	4.60	"
Dionisi, Renato	ITALY	○	XXX					1	0	4.20	
Thorlaksson, Valbjoern	ICELAND							0	0	X	
Bliznetsov, Gennady	U.S.S.R.	---	---	---	---	---	○	1	0	4.60	
Laitinen, Taisto Raikas	FINLAND	---	---	○	---	---	X○	3	1	4.60	"
Sokolowski, Wlodzimierz	POLAND	---	---	XXX				0	0	X	
Yang, Chuan Kwang	TAIWAN	---	---	○	○	---	○	3	0	4.60	"
Cruz, Rolando	P. RICO	---	○	XX○	○	---	XXX	5	2	4.50	
Lesek, Roman	YUGOSLAV	---	---	○	---	---	○	2	0	4.60	"
Demin, Sergey	U.S.S.R.	---	---	X○	---	---	○	3	1	4.60	"
Houvion, Maurice	FRANCE	XXX						0	0	X	
Ankio, Risto Antero	FINLAND	---	---	○	---	---	○	2	0	4.60	"
Duttweiler, Werner	SWITZ	○	---	○	---	---	XXX	2	0	4.40	
Feld, Igor	U.S.S.R.	---	---	○	---	---	○	2	0	4.60	"
D Encausse, Herve	FRANCE	○	---	○	---	---	○	3	0	4.60	"
Sola, Ignacio	SPAIN	○	---	○	○	---	XX○	6	2	4.60	"
Wu, Ar Min	TAIWAN							0	0	X	
Nikula, Pentti Kustaa	FINLAND	---	---	○	---	---	○	2	0	4.60	"

(○ Cleared, X Failed, - Passed, F. Number of Failures, J. Number of Trials)

Beginning 13.20, Weather—Fair Temperature—23.3°C Humidity—42.0 per cent Wind—2.50 m (N)
 End 16.38, Weather—Fair Temperature—20.7°C Humidity—59.0 per cent Wind—1.80 m (NW)

Competition Proper

13.00 Oct. 17

			4.20	4.40	4.60	4.70	4.80	4.85	4.90	4.95	5.00	5.05	5.10	J.	F.	Result	
1	Hansen, Fred Morgan	U.S.A.	---	---	---	○	○	○	---	---	○	---	XX○	7	2	5.10 NOR	
2	Reinhardt, Wolfgang	GERMANY	---	X○	X○	---	X○	---	X○	---	○	○	XXX	10	4	5.05 NOR	
3	Lehnertz, Klaus	GERMANY	---	○	○	○	○	○	X○	○	XXX			9	1	5.00 NOR	
4	Preussger, Manfred	GERMANY	---	---	XX○	---	○	---	○	---	○	XXX			6	2	5.00 NOR
5	Bliznetsov, Gennady	U.S.S.R.	---	○	○	○	---	○	---	○	X--	XX			5	0	4.95 NOR
6	Tomasek, Rudolf	CZECHSLV	---	---	○	○	X○	---	○	---	XX-	X			5	1	4.90 NOR
7	Nikula, Pentti Kustaa	FINLAND	---	X○	X○	○	XX○	X○	○	XXX					11	5	4.90 NOR
8	Pemelton, Billy Gene	U.S.A.	---	---	---	○	○	XXX							2	0	4.80 NOR
9	Feld, Igor	U.S.S.R.	---	---	○	XX○	X○	---	XXX						6	3	4.80 NOR
10	Moro, Guerrino	CANADA	---	○	X○	○	XXX								4	1	4.70 TOR
11	Pennel, John Thomas	U.S.A.	---	---	---	X○	---	XXX							2	1	4.70 TOR
12	Ankio, Risto Antero	FINLAND	---	---	○	X○	XXX								3	1	4.70 TOR
13	Lesek, Roman	YUGOSLAV	---	○	XX○	X○	XXX								6	3	4.70 TOR
14	Laitinen, Taisto Raikas	FINLAND	---	○	○	XXX									2	0	4.60
15	D Encausse, Herve	FRANCE	---	○	XXX										1	0	4.40
15	Sola, Ignacio	SPAIN	---	○	XXX										1	0	4.40
15	Demin, Sergey	U.S.S.R.	---	○	XXX										1	0	4.40
18	Papanikolaou, Christos	GREECE	---	X○	XXX										2	1	4.40
	Yang Chuan Kwang	TAIWAN															X

(○ Cleared, X Failed, - Passed, F. Number of Failures, J. Number of Trials)

Beginning 13.15, Weather—Fair Temperature—22.3°C Humidity—67.0 per cent Wind—2.20 m (W)
 End 22.08, Weather—Cloudy Temperature—19.0°C Humidity—80.0 per cent Wind—0.00 m

Long Jump=Saut en longueur 23 countries 32 competitors 1 disqualified 5 absent

WR	8.31	I. Ter-Ovanesyan	U.S.S.R.	1962
		R. Boston	U.S.A.	1964
OR	8.12	R. Boston	U.S.A.	1960

Previous Olympic Winners

1896	E. H. Clark	U.S.A.	6.35 m	1928	E. B. Hamm	U.S.A.	7.73 m
1900	A. C. Kraenzlein	U.S.A.	7.18 m	1932	E. L. Gordon	U.S.A.	7.64 m
1904	M. Prinstein	U.S.A.	7.35 m	1936	J. Owens	U.S.A.	8.06 m
1908	F. C. Irons	U.S.A.	7.48 m	1948	W. Steele	U.S.A.	7.82 m
1912	A. L. Gutterson	U.S.A.	7.60 m	1952	J. Biffle	U.S.A.	7.57 m
1920	W. Petterson	SWEDEN	7.15 m	1956	G. C. Bell	U.S.A.	7.83 m
1924	D. H. Hubbard	U.S.A.	7.44 m	1960	R. Boston	U.S.A.	8.12 m

Qualification Round	Qualification Standard,	7.60 m		10.30		Oct. 18	3rd	Best	
		1st	2nd	3rd	Best				
Alsop, Frederick John	BRITAIN	7.26 m (1.54 m A)	X	X	7.26 m				
Hopkins, Gayle Patric	U.S.A.	7.67 m (3.09 m A)	-	-	7.67 m	Qualified			
Klein, Wolfgang	GERMANY	7.59 m (1.38 m A)	X	7.54 m (2.45 m A)	7.59 m	"			
Mobey, John Michael	BRITAIN	X	X	7.56 m (2.08 m A)	7.56 m	"			
Stalmach, Andrzej	POLAND	7.27m (2.43 m A)	7.46 m (2.26 m A)	X	7.46 m	"			
Yamada, Hiroomi	JAPAN	X	7.46 m (4.45 m A)	X	7.46 m	"			
Ahey, Michael Kofi	GHANA	7.21m (1.39 m A)	7.26 m (1.00 m A)	7.53 m (1.73 m A)	7.53 m	"			
Takayanagi, Satsohi	JAPAN	7.15 m (2.99 m A)	X	X	7.15 m				
Beer, Klaus	GERMANY	X	7.25 m (2.74 m A)	7.27 m (2.61 m A)	7.27 m				
Kawazu, Koro	JAPAN	7.28 m (0.33 m F)	X	X	7.28 m				
Stoytchev, Raitcho Z.	BULGARIA	X	7.33 m (1.98 m A)	7.29 m (2.20 m A)	7.33 m				
Clayton, Wellesley K.	JAMAICA	6.75 m (1.14 m A)	X	7.28 m (2.08 m A)	7.28 m				
Davies, Lynn	BRITAIN	7.39 m (2.35 m A)	X	7.78 m (2.68 m A)	7.78 m	"			
Boston, Ralph Harold	U.S.A.	8.03 m (0.01 m F)	-	-	8.03 m	"			
Kalocsai, Henrik	HUNGARY	6.94 m (2.60 m A)	6.99 m (2.28 m A)	X	6.99 m				
Eskola, Pentti Kalervo	FINLAND	7.43 m (2.07 m A)	7.35 m (2.34 m A)	X	7.43 m				
Chu, Ming	HONGKONG	6.41m (2.82 m A)	X	4.91 m (2.06 m A)	6.41 m				
Tomlinson, Ian Ross	AUSTRALA	7.07 m (2. 19 m A)	X	X	7.07 m				
Trense, Hans-Helmut	GERMANY	7.09 m (2.90 m A)	7.20 m (3.39 m A)	7.30 m (2.16 m A)	7.30 m				
Vaupshas, Antanas	U.S.S.R.	X	X	7.43 m (3.44 m F)	7.43 m				
Ogan, George	NIGERIA				Absent				
Defevre, Alain	FRANCE	6.77 m (2.20 m F)	X	7.24 m (1.15 m F)	7.24 m				
Bondada Venkata, S.	INDIA	X	6.76 m (1.29 m F)	X	6.76 m				
Cruz, David Samuel	P. RICO	X	6.74 m (2.25 m F)	6.72 m (3.53 m F)	6.74 m				
Shinnick, Phillip Kent	U.S.A.	X	7.26 m (3.16 m F)	X	7.26 m				
Shah, Iftikhar	PAKISTAN	X	X	X	X				
Vincent, Samir Ambrose	IRAQ				Absent				
Cochard, Jean	FRANCE	6.96 m (0.17 m A)	X	7.52 m (0.74 m F)	7.52 m	"			
Ter-Ovanesyan, Igor	U.S.S.R.	7.78 m (2.13 m F)	-	-	7.78 m	"			
West, Wariboko	NIGERIA	7.62 m (2.13 m F)	-	-	7.62 m	"			
Kamanyi, William	UGANDA				Absent				
Areta, Luis Felipe	SPAIN	7.31 m (2.24 m F)	7.46 m (2.39 m F)	7.34 m (1.01 m A)	7.46 m	"			
Badea, Constantin	RUMANIA				Absent				
Akpata, Sungay	NIGERIA	X	X	7.34 m (2.16 m F)	7.34 m				
Adjei, Joseph Kobina	GHANA				Absent				
Barbovsky, Leonid	U.S.S.R.	7.30 m (2.94 m F)	7.39 m (1.37 m F)	X	7.39 m				
Manglaras, Dimos	GREECE	7.06 m (0.05 m A)	7. 11 m (1.99 m F)	7.21 m (1.71 m F)	7.21 m				

(F—Fair Wind, A—Against Wind)

Beginning	10.41,	Weather—Rainy	Temperature—14.4°C	Humidity—95.0 per cent	Wind—1.40 m (N)
End	12.25,	Weather—Rainy	Temperature—14.2°C	Humidity—96.0 per cent	Wind—0.80 m (N)

Competition Proper		15.00	Oct. 18		1st	2nd	3rd	4th	5th	6th	Best
1	Davies, Lynn	BRITAIN	7.45 m (4.10 m A)	X	7.59 m (2.38 m A)	7.78 m (2.35 m A)	8.07 m (0.70 m A)	7.74 m (3.31 m A)	8.07 m		
2	Boston, Ralph H.	U.S.A.	7.76 m (2.45 m A)	7.85 m (3.07 m A)	7.62 m (2.77 m A)	7.88 m (1.74 m A)	X	8.03 m (2.02 m A)	8.03 m		
3	Ter-Ovanesyan, Igor	U.S.S.R.	7.78 m (2.71 m A)	X	7.64 m (2.11 m A)	7.80 m (2.05 m A)	7.99 m (2.27 m A)	7.81 m (2.07 m A)	7.99 m		
4	West, Wariboko	NIGERIA	7.56 m (3.04 m A)	7.51 m (1.81 m A)	7.50 m (2.69 m A)	7.40 m (2.16 m A)	7.60 m (2.48 m A)	X	7.60 m		
5	Cochard, Jean	FRANCE	X	X	7.44 m (2.87 m A)	7.43 m (1.95 m A)	7.26 m (4.47 m A)	7.10 m (0.04 m F)	7.44 m		
6	Areta, Luis Felipe	SPAIN	7.20 m (0.27 m A)	7.31 m (1.90 m A)	7.34 m (0.43 m F)	5.16 m (2.31 m A)	X	6.99 m (3.08 m A)	7.34 m		
7	Ahey, Michael Kofi	GHANA	6.99 m (4.49 m A)	7.00 m (2.91 m A)	7.30 m (2.66 m A)				7.30 m		
8	Stalmach, Andrzej	POLAND	7.26 m (2.99 m A)	7.10 m (2.31 m A)	X				7.26 m		
9	Yamada, Hiroomi	JAPAN	6.94 m (3.82 m A)	X	7.16 m (3.41 m A)				7.16 m		
10	Klein, Wolfgang	GERMANY	7.06 m (4.11 m A)	7.13 m (3.04 m A)	7.15 m (3.03 m A)				7.15 m		
11	Morbey, John M.	BRITAIN	7.09 m (2.43 m A)	6.91 m (5.59 m A)	6.77 m (3.83 m A)				7.09 m		
	Hopkins, Gayle Patric	U.S.A.	X	X	X				Disqualified		
			(F—Fair Wind, A—Against Wind)								
Beginning	15.10	Weather—Rainy	Temperature—13.5°C		Humidity—97.0 per cent		Wind—1.80 m (N)				
End	17.30	Weather—Rainy	Temperature—12.6°C		Humidity—95.0 per cent		Wind—1.60 m (N)				

Triple Jump==**Triple Saut** 22 countries 36 competitor 2 disqualifieds

WR	17.03	J. Schmidt	Poland	1960
OR	16.81	J. Schmidt	Poland	1960

Previous Olympic Winners

1896	J. B. Connolly	U.S.A.	13.71 m	1928	Oda, Mikio	JAPAN	15.21 m
1900	M. Prinstein	U.S.A.	14.44 m	1932	Nanbu, Chuhei	JAPAN	15.72 m
1904	M. Prinstein	U.S.A.	14.33 m	1936	Tajima, Naoto	JAPAN	16.00 m
1908	T. J. Ahearne	BRITAIN	14.92 m	1948	A. Ahman	SWEDEN	15.40 m
1912	G. Lindblom	SWEDEN	14.76 m	1952	A. Ferreira Da Silva	BRAZIL	16.22 m
1920	V. Tuulos	FINLAND	14.50 m	1956	A. Ferreira Da Silva	BRAZIL	16.35 m
1924	A. W. Winter	AUSTRALA	15.53 m	1960	J. Schmidt	POLAND	16.81 m

Qualification Round Qualification Standard, 15.80 m 10.30 Oct. 16

		1st	2nd	3rd	Best	
Okazaki, Takayuki	JAPAN	15.76 m (0.72 m A)	15.47 m (1.20 m F)	16.05 m (0.23 m A)	16.05 m	Qualified
Krivec, Gunter	GERMANY	X	15.78 m (0.12 m F)	15.78 m (1.73 m F)	15.78 m	
Ciochina, Serban	RUMANIA	15.81 m (0.44 m F)	—	—	15.81 m	"
Boase, Graham	AUSTRALA	X	X	X	X	
Sharpe, William John	U.S.A.	15.80 m (1.07 m A)	—	—	15.80 m	"
Gurgushinov, Liuben N.	BULGARIA	14.75 m (1.82 m A)	X	X	14.75 m	

Chu, Ming	HONGKONG	13.50 m (1.62 m A)	13.25 m (1.33 m F)	—	13.50 m
Ralph, Michael	BRITAIN	15.09 m (1.68 m A)	13.98 m (0.80 m F)	15.57 m (1.51 m A)	15.57 m
Jaskolski, Jan	POLAND	16.10 m (1.50 m A)	—	—	16.10 m
Stoykovski, Georgi I.	BULGARIA	16.21 m (1.35 m A)	—	—	16.21 m
Tomlinson, Ian Ross	AUSTRALA	15.09 m (1.69 m A)	15.76 m (1.79 m F)	15.34 m (1.68 m A)	15.76 m
Ruckborn, Hans-J.	GERMANY	15.88 m (1.90 m A)	X	—	15.88 m
Kalocsai, Henrik	HUNGARY	X	15.53 m (1.43 m F)	15.15 m (1.77 m A)	15.53 m
Alsop, Frederick J.	BRITAIN	X	15.21 m (1.35 m F)	16.41 m (1.74 m A)	16.41 m
Szmidt, Jozef	POLAND	16.18 m (1.11 m F)	—	—	16.18 m
Minze, Manfred	GERMANY	14.10 m (0.58 m A)	15.47 m (1.05 m F)	16.23 m (0.28 m A)	16.23 m
Rabemila, Marc	MADGASCA	14.15 m (0.71 m A)	14.62 m (0.59 m F)	13.92 m (2.00 m A)	14.62 m
Ota, Tomio	JAPAN	X	X	X	X
Tuna, Askin	TURKEY	15.08 m (0.27 m F)	15.21 m (2.36 m A)	X	15.21 m
Mousiadis, C.	GREECE				Absent
Areta, Luis Felipe	SPAIN	15.41 m (0.01 m F)	X	X	15.41 m
Floerke, Kent Lee	U.S.A.	15.36 m (0.91 m A)	X	15.33 m (0.65 m A)	15.36 m
Sakurai, Koji	JAPAN	15.42 m (1.58 m A)	15.59 m (2.25 m A)	15.45 m (0.38 m A)	15.59 m
Kreer, Vitold	U.S.S.R.	15.71 m (1.83 m A)	15.57 m (2.03 m A)	15.69 m (1.25 m A)	15.71 m
Ohiri, Christian	NIGERIA	14.35 m (1.25 m A)	15.08 m (3.15 m A)	15.00 m (0.75 m A)	15.08 m
Kravchenko, Victor	U.S.S.R.	15.81 m (0.40 m A)	—	—	15.81 m
Dia, Mansour	SENEGAL	15.64 m (0.44 m A)	15.84 m (2.18 m A)	—	15.84 m
Battista, Eric	FRANCE	15.04 m (1.76 m A)	X	X	15.04 m
Vincent, Samir A.	IRAQ	X	X	13.85 m (1.57 m A)	13.85 m
Singh, Labh	INDIA	14.95 m (2.87 m A)	X	14.74 m (1.46 m F)	14.95 m
Ogan, George	NIGERIA	X	15.35 m (1.20 m A)	15.28 m (0.81 m F)	15.35 m
Cha Won Sil	N. KOREA				Absent
Fedoseev, Oleg	U.S.S.R.	15.87 m (0.57 m A)	—	—	15.87 m
Saunders, Hartley C.	BAHAMAS	14.59 m (2.17 m A)	13.75 m (0.34 m A)	14.58 m (0.53 m A)	14.59 m
Hwang, Chung Dae	KOREA	X	X	13.98 m (0.60 m F)	13.98 m
Davis, Ira Sylvester	U.S.A.	16.29 m (2.64 m A)	—	—	16.29 m

(F—Fair Wind, A—Against Wind)

Beginning	10.39	Weather—Fair	Temperature—19.5°C	Humidity—44.0 per cent	Wind—1.20 m (NE)
End	12.00	Weather—Fair	Temperature—21.2°C	Humidity—42.0 per cent	Wind—1.30 m (NE)

Competition Proper 14.30 Oct. 16

		1st	2nd	3rd	4th	5th	6th	Best	
1	Szmidt, Jozef	POLAND	16.37 m (0.80 m F)	16.65 m (0.15 m F)	16.58 m (1.14 m F)	X	14.55 m (1.74 m A)	*16.85 m (1.26 m A)	16.85 m NOR
2	Fedoseev, Oleg	U.S.S.R.	15.73 m (1.02 m F)	15.67 m (0.25 m A)	16.35 m (0.10 m F)	16.20 m (0.73 m F)	16.58 m (0.79 m A)	16.38 m (1.44 m A)	16.58 m
3	Kravchenko, Victor	U.S.S.R.	16.14 m (0.58 m F)	16.38 m (0.82 m F)	16.17 m (0.70 m A)	16.57 m (1.15 m A)	16.10 m (1.66 m A)	15.99 m (1.60 m A)	16.57 m
4	Alsop, Frederick J.	BRITAIN	16.46 m (0.74 m F)	X	16.14 m (1.69 m A)	X	X	16.14 m (1.68 m A)	16.46 m
5	Ciochina, Serban	RUMANIA	15.79 m (1.70 m A)	16.23 m (1.57 m A)	15.70 m (0.91 m A)	16.10 m (1.25 m A)	15.79 m (0.70 m A)	15.77 m (1.55 m F)	16.23 m
6	Hinze, Manfred	GERMANY	15.81 m (0.86 m F)	16.06 m (1.22 m F)	16.15 m (1.07 m F)	X	13.63 m (1.60 m A)	X	16.15 m
7	Stoykovski, Georgi I.	BULGARIA	15.30 m (2.13 m F)	15.96 m (0.82 m F)	16.10 m (0.06 m A)				16.10 m
8	Ruckborn, Han-J.	GERMANY	16.09 m (1.41 m F)	X	15.52 m (1.19 m F)				16.09 m
9	Davis, Ira Sylvester	U.S.A.	15.97 m (2.02 m A)	15.82 m (0.46 m F)	16.00 m (1.05 m A)				16.00 m
10	Okazaki, Takayuki	JAPAN	15.69 m (0.45 m F)	X	15.90 m (0.95 m F)				15.90 m
11	Sharpe William J.	U.S.A.	15.84 m (7.84 m A)	15.69 m (0.04 m F)	15.67 m (1.22 m F)				15.84 m

12	Jaskolski, Jan	POLAND	15.82 m (0.87 m A)	-	-	15.82 m
13	Dia, Mansour	SENEGAL	15.40 m (0.49 m F)	X	15.44 m (0.56 m A)	15.44 m
			(F—Fair Wind,		A—Against Wind)	
Beginning	14.35	Weather—Fair	Temperature—21.0°C	Humidity—47.0 per cent	Wind—1.40 m (WSW)	
End	17.12	Weather—Fair	Temperature—18.6°C	Humidity—57.0 per cent	Wind—0.90 m (W)	



J. Szmidski (POL) in the Triple Jump (left) and (right) the winners
(à gauche), J. Szmidski (POL) effectuant le triple saut,
et (à droite) les vainqueurs

① J. Szmidski (POL) ② O. Fedoseev (URS)
③ V. Kravchenko (URS)

Shot Put=Lancement du poids 15 countries 22 competitors 3 Absent

WR	20.68	D. Long	U.S.A.	1964
OR	19.68	W. Nieder	U.S.A.	1960

Previous Olympic Winners

1896	R.S. Garrett	U.S.A.	11.22m	1928	J. Kuck	U.S.A.	15.87m
1900	R. Sheldon	U.S.A.	14.10m	1932	L. Sexton	U.S.A.	16.00m
1904	R.W. Rose	U.S.A.	14.81m	1936	H. Woellke	GERMANY	16.20m
1908	R.W. Rose	U.S.A.	14.21m	1948	W. Thompson	U.S.A.	17.12m
1912	P.J. McDonald	U.S.A.	15.34m	1952	W.P. O'Brien	U.S.A.	17.41m
1920	V. Porhola	FINLAND	14.81m	1956	W.P. O'Brien	U.S.A.	18.57m
1924	C. Houser	U.S.A.	14.99m	1960	W. Nieder	U.S.A.	19.68m

Qualification Round	10.00	Qualification Standard, 17.80m	Oct. 17				
			1st	2nd	3rd	Best	
Birlenbach, Heinfried		GERMANY	17.10m	16.79m	17.77m	17.77m	
Matson, James Randel		U.S.A.	18.92m	–	–	18.92m	Qualified
Sosgornik, Alfred		POLAND	X	17.75m	X	17.75m	
Lipsnis, Victor		U.S.S.R.	18.59m	–	–	18.90m	"
Itokawa, Teruo		JAPAN	15.73m	15.84m	15.56m	15.84m	
Lindsay, Michael Robert		BRITAIN	16.77m	16.70m	17.23m	17.23m	
Kragbe, Segui Denis		IVRCOAST	16.20m	16.59m	16.38m	16.59m	



D. Long of the U. S. A. team during the Shot Put

D. Long, équipe des Etats-Unis, durant le Lancement du Poids



Shot Put winners

Les vainqueurs du Lancement du Poids

① D. Long (USA) ② J. Matson (USA)

③ V. Varju (HUN)

Meconi, Silvano	ITALY	17.29m	17.20m	X	17.29m	
Tsakanikas, Georges	GREECE	17.72m	17.25m	18.05m	18.05m	"
Piatkowski, Edmund	POLAND				Absent	
Karasiov, Nikolay	U.S.S.R.	17.83m	—	—	17.83m	"
Nagy, Zsigmond	HUNGARY	18.14m	—	—	18.14m	
Uriel, Gideon	ISRAEL				Absent	
Long, Dallas Crutcher	U.S.A.	19.51m	—	—	19.51m	"
Akka Samsam, Lahcen	MOROCCO	X	17.24m	X	17.24m	
Komar, Wladyslaw	POLAND	18.05m	—	—	18.05m	"
Mills, Leslie R.	NZELAND	18.05m	—	—	18.05m	"
Langer, Rudolf	GERMANY	17.90m	—	—	17.90m	"
Varju, Vilmos	HUNGARY	18.26m	—	—	18.26m	"
O Brien, W. Parry Jr.	U.S.A.	17.84m	—	—	17.84m	"
Zimbresteanu, Gheorghe	RUMANIA				Absent	
Lucking, Martyn Taylor	BRITAIN	X	X	17.67m	17.67m	
Hoffman, Dieter	GERMANY	17.45m	X	17.82m	17.82m	"
Varanauskas, Adolf	U.S.S.R.	17.86m	—	—	17.86m	"
Rim, He Kun	KOREA	13.47m	13.64m	13.37m	13.64m	

Beginning 10.04, Weather—Fair Temperature—17.5°C Humidity—69.0 per cent Wind—0.60m (N)
 End 10.57, Weather—Fair Temperature—20.4°C Humidity—67.0 per cent Wind—1.10m (SW)

Competition Proper 15.00 Oct. 17

			1st	2nd	3rd	4th	5th	6th	Best	
1	Long, Dallas Crutcher	U.S.A.	19.61m	19.55 m	19.34 m	*20.33 m	19.09m	X	20.33 m	NOR
2	Matson, James Randel	U.S.A.	18.53m	19.19m	*19.88m	*20.20m	X	19.62m	20.20m	NOR
3	Varju, Vilmos	HUNGARY	19.23m	X	19.39m	19.29m	18.97m	19.25m	19.39m	
4	O Brien, W. Parry Jr.	U.S.A.	18.95m	18.86m	19.20m	18.32m	18.62m	18.84m	19.20m	
5	Nagy, Zsigmond	HUNGARY	18.77m	X	18.50m	18.43m	X	18.88m	18.88m	
6	Karasiov, Nikolay	U.S.S.R.	18.86m	18.26m	X	18.14m	17.98m	18.18m	18.86m	
7	Mills, Leslie R.	NZELAND	18.19m	18.50m	18.52m				18.52m	
8	Varanauskas, Adolf	U.S.S.R.	X	18.30m	18.41m				18.41m	
9	Komar, Wladyslaw	POLAND	18.20m	X	X				18.20m	
10	Lipsnis, Victor	U.S.S.R.	17.45m	17.86m	18.11m				18.11m	
11	Langer, Rudolf	GERMANY	17.29m	16.90m	X				17.29m	
12	Hoffmann, Dieter	GERMANY	X	X	17.11m				17.11m	
13	Tsakanikas, Georges	GREECE	16.87m	X	16.38m				16.87m	

Beginning 15.02, Weather—Fair Temperature—23.2°C Humidity—65.0 per cent Wind—3.00m (S)
 End 16.18, Weather—Fair Temperature—22.8°C Humidity—67.0 per cent Wind—2.60m (S)

Discus Throw=Lancement du disque 22 countries 28 competitors 1 disqualified 1 absent

WR	64.55	L. Danek	CZECHSLV	1964
OR	60.54	A. Oerter	U.S.A.	1964

Previous Olympic Winners

1896	R.S. Garrett	U.S.A.	29.15 m	1928	C. Houser	U.S.A.	47.32m
1900	R. Bauer	HUNGARY	36.04 m	1932	J. Anderson	U.S.A.	49.49 m
1904	M.J. Sheridan	U.S.A.	39.28 m	1936	K. Carpenter	U.S.A.	50.48m
1908	M.J. Sheridan	U.S.A.	40.89 m	1948	A. Consolini	ITALY	52.78m
1912	A.R. Taipale	FINLAND	45.21m	1952	S. Iness	U.S.A.	55.03 m
1920	E. Niklander	FINLAND	44.68 m	1956	A. Oerter	U.S.A.	56.36m
1924	C. Houser	U.S.A.	46.15m	1960	A. Oerter	U.S.A.	59.18m

Qualification Round		10.00	Qualification Standard, 55.00m			Oct. 15			
			1st	2nd	3rd	Best	Qualified	NOR	
Oerter, Alfred A. Jr.	U.S.A.	*60.54 m	–	–	–	60.54m	Qualified	NOR	
Piatkowski, Edmund	POLAND	55.22 m	–	–	–	55.22m	"		
Selvey, Warwick Perrins	AUSTRALIA	50.83 m	X	51.96m	51.96m	51.96m	"		
Kompaneets, Victor	U.S.S.R.	57.40m	–	–	–	57.40m	"		
Mirzamolimadail K., S. J.	IRAN	X	45.24m	44.96m	45.24m	45.24m	"		
Kaneko, Sohei	JAPAN	44.63 m	43.31m	46.46m	46.46m	46.46m	"		
Haglund, Lars Gosta	SWEDEN	X	X	X	X	X	"		
Weill, David Lawson	U.S.A.	56.95 m	–	–	–	56.95m	"		
Soudek, Ernst	AUSTRIA	X	51.78m	50.96m	51.78m	51.78m	"		
Kuehl, Fritz	GERMANY	53.53m	53.04m	X	53.53m	53.53m	"		
Tsakanikas, Georges	GREECE	50.76 m	51.03m	48.07m	51.03m	51.03m	"		
Uriel, Gideon	ISRAEL	45.10m	44.26 m	46.12 m	46.12 m	46.12 m	"		
Kragbe, Segui Denis	IVRICOAST	44.07m	46.43 m	44.04 m	46.43 m	46.43 m	"		
Hollingsworth, Roy Anselm	BRITAIN	52.60m	52.08 m	55.96 m	55.96 m	55.96 m	"		
Losch, Hartmut	GERMANY	56.46m	–	–	–	56.46 m	"		
Danek, Ludvik	CZECHSLV	58.88m	–	–	–	58.88 m	"		
Radosevic, Dako	YUGOSLAV	51.22m	52.71m	51.37m	52.71m	52.71m	"		
Szecsényi, Jozsef	HUNGARY	55.04m	–	–	–	55.04 m	"		
Reinosa, Ignacio	P. RICO	46.36 m	45.96 m	X	46.36 m	46.36 m	"		
Mills, Leslie R.	NZELAND	44.18 m	51.70 m	51.22 m	51.70 m	51.70 m	"		
Silvester, L. Jay	U.S.A.	X	57.81m	–	–	57.81m	"		
Kostov, Valko Kostov	BULGARIA					Absent	"		
Zemba, Jiri	CZECHSLV	X	51.13 m	51.80 m	52.13 m	52.13 m	"		
Begier, Zenon	POLAND	56.31m	–	–	–	56.31m	"		
Trusenev, Vladimir	U.S.S.R.	53.81m	51.94 m	52.25 m	53.81m	53.81m	"		
Kim, Byung Ki	KOREA	42.73 m	X	X	42.73 m	42.73 m	"		
Koch, Cornelis	NETHLAND	51.20 m	52.57m	51.08 m	52.57 m	52.57 m	"		
Repo, Pentti	FINLAND	52.93 m	X	50.60 m	52.93 m	52.93 m	"		
Bukhantsov, Kim	U.S.S.R.	54.94 m	X	X	54.94 m	54.94 m	"		
Beginning	10.08	Weather—Fair	Temperature—20.2°C	Humidity—60.0 per cent	Wind—2.00m (N)				
End	11.30	Weather—Fair	Temperature—22.0°C	Humidity—49.0 per cent	Wind—2.30m (N)				

Competition Proper 14.30 Oct. 15

		1st	2nd	3rd	4th	5th	6th	Best	
1	Oerter, Alfred A. Jr.	U.S.A.	57.65m	58.34m	55.11m	54.37m	*61.00m	–	61.00m NOR
2	Danek, Ludvik	CZECHSLV	*59.73m	58.83m	X	*60.52m	58.38m	57.17m	60.52m
3	Weill, David Lawson	U.S.A.	X	*59.49m	56.15m	56.15m	55.94m	52.45m	59.49m
4	Silvester, L. Jay	U.S.A.	56.99m	X	57.54m	57.46m	59.09m	X	59.09m
5	Szecsényi, Jozsef	HUNGARY	54.34 m	52.14m	56.97m	57.23m	X	54.66m	57.23m

6	Begier, Zenon	POLAND	57.06m	52.45m	55.83m	X	X	56.68m	57.06m
7	Piatkowski, Edmund	POLAND	52.94m	55.81m	53.87m				55.81m
8	Trusenev, Vladimir	U.S.S.R.	53.70m	54.78m	52.98m				54.78m
9	Bukhantsov, Kim	U.S.S.R.	X	50.15m	54.38m				54.38m
10	Hollingsworth, Roy Anselm	BRITAIN	53.74m	53.87m	X				53.87m
11	Losch Hartmut	GERMANY	51.44m	52.08m	X				52.08m
12	Kompaneets, Victor	U.S.S.R.	X	51.96m	X				51.96m
	Beginning	14.30	Weather—Fair	Temperature—23.2°C	Humidity—42.0 per cent			Wind—2.20m (N)	
	End	15.34	Weather—Fair	Temperature—22.6°C	Humidity—51.0 per cent			Wind—1.50m (N)	

Hammer Throw=Lancement du marteau 14 countries 24 competitors 1 absent

WR	70.67	H. Connolly	U.S.A.	1962
OR	67.10	V. Rudenkov	U.S.S.R.	1960

Previous Olympic Winners

1900	J. J. Flanagan	U.S.A.	49.73m	1932	P. O'Callaghan	IRELAND	53.92m
1904	J. J. Flanagan	U.S.A.	51.23m	1936	K. Hein	GERMANY	56.49m
1908	J. J. Flanagan	U.S.A.	51.92m	1948	I. Nemeth	HUNGARY	56.07m
1912	M. J. McGrath	U.S.A.	54.74m	1952	J. Csermak	HUNGARY	60.34m
1920	P. Ryan	U.S.A.	52.87m	1956	H. Connolly	U.S.A.	63.19m
1924	F. D. Tootell	U.S.A.	53.29m	1960	V. Rudenkov	U.S.S.R.	67.10m
1928	P. O'Callaghan	IRELAND	51.39m				

Qualification Round	Qualification Standard, 63.00m	Oct. 17				Best	
		1st	2nd	3rd			
Eckschmiedt, Sandor	HUNGARY	64.64m	—	—	64.64m	Qualified	
Fahsl, Hans	GERMANY	58.90m	X	62.35m	62.35m		
Rut, Tadeusz	POLAND	65.03m	—	—	65.03m	"	
Klim, Romuald	U.S.S.R.	*67.10m	—	—	67.10m	"	TOR
Rim, Dong Sil	KOREA	X	53.71m	56.43m	56.43m		
Kasahara, Shohei	JAPAN	56.38m	61.87m	X	61.87m		
Lawlor, John Francis	IRELAND	X	58.22m	59.12m	59.12m		
Husson, Guy	FRANCE	60.04m	59.86m	—	60.04m		
Murafa, Nicolae	RUMANIA				Absent		
Okamoto, Noboru	JAPAN	58.99m	60.78m	61.51m	61.51m		
Connolly, Harold Vincent	U.S.A.	67.40m	—	—	67.40m	"	NOR
Cieply, Olgierd	POLAND	X	63.66m	—	63.66m	"	
Nikulín, Yury	U.S.S.R.	65.64m	—	—	65.64m	"	
Matousek, Josef	CZECHSLV	59.61m	68.53m	—	63.53m	"	
Sugawara, Takeo	JAPAN	63.84m	—	—	63.84m	"	
Burke, Edward A.	U.S.A.	62.23m	64.94m	—	64.94m	"	
Beyer, Uwe	GERMANY	65.01m	—	—	65.01m	"	
Zsivotzky, Gyula	HUNGARY	*67.99m	—	—	67.99m	"	NOR
Bakarínov, Yury	U.S.S.R.	63.86m	—	—	63.86m	"	
Payne, Andrew Howard	BRITAIN	61.90m	X	61.74m	61.90m		
Thun, Heinrich	AUSTRIA	64.73m	—	—	64.73m	"	
Asplund, Karl Birger	SWEDEN	60.60m	61.15m	60.91m	61.15m		

Smolinski, Zdzislaw		POLAND	66.00m	-	-	66.00m	"
Lotz, Martin		GERMANY	60.97m	61.88m	58.66m	61.88m	
Hall, Albert William		U.S.A.	64.31m	-	-	64.31m	"
Beginning	10.06	Weather—Fair	Temperature—17.5°C	Humidity—69.0	per cent	Wind—0.60m	(W)
End	11.15	Weather—Fair	Temperature—20.4°C	Humidity—67.0	per cent	Wind—1.10m	(SW)

Competition Proper 13.00 Oct. 18

			1st	2nd	3rd	4th	5th	6th	Best	
1	Klim, Romuald	U.S.S.R.	67.19m	64.64m	*68.59m	*69.74m	*68.81m	*68.17m	69.74m	NOR
2	Zsivotzky, Gyula	HUNGARY	*69.09m	66.20m	*68.47m	67.41m	67.85m	67.32m	69.09m	NOR
3	Beyer, Uwe	GERMANY	*68.09m	65.64m	62.91m	X	65.71m	X	68.09m	NOR
4	Nikulin, Yury	U.S.S.R.	67.08m	67.01m	67.69m	X	X	65.61m	67.69m	
5	Bakarinov, Yury	U.S.S.R.	65.91m	66.50m	65.39m	65.25m	66.72m	X	66.72m	
6	Connolly, Harold Vincent	U.S.A.	X	62.95m	66.65m	X	64.73m	X	66.65m	
7	Burke, Edward A.	U.S.A.	65.66m	65.06m	62.68m				65.66m	
8	Cieply, Olgierd	POLAND	64.83m	X	X				64.83m	
9	Matousek, Josef	CZECHSLV	64.49m	64.59m	63.29m				64.59m	
10	Rut, Tadeusz	POLAND	61.03m	61.94m	64.52m				64.52m	
11	Eckschmiedt, Sandor	HUNGARY	63.83m	63.19m	X				63.83m	
12	Hall, Albert William	U.S.A.	59.72m	62.35m	63.82m				63.82m	
13	Sugawara, Takeo	JAPAN	X	62.66m	63.69m				63.69m	
14	Smolinski, Zdzislaw	POLAND	X	X	62.90m				62.90m	
15	Thun, Heinrich	AUSTRIA	62.76m	62.41m	X				62.76m	
Beginning	13.05,	Weather—Rainy,	Temperature—14.8°C,	Humidity—90.0	per cent,	Wind—1.00m	(N)			
End	14.50,	Weather—Rainy,	Temperature—14.0°C,	Humidity—97.0	per cent,	Wind—2.20m	(N)			

R. Klim (URS) showing form during his Hammer Throw

R. Klim (URS), en forme, durant son Lancement du Marteau





Hammer Throw medalists
Les médaillés du lanceurs du
Lancement du Marteau
 ① **R. Klim (URS)**
 ② **G. Zsivotzky (HUN)**
 ③ **U. Beyer (GER)**

Javelin Throw=Lancement du javelot 17 countries 25 competitors 2 absent

WR	91.72	T. Pedersen	NORWAY	1964
OR	85.71	E. Damelsen	NORWAY	1956

Previous Olympic Winners

1908	E.V. Lemming	SWEDEN	54.83m	1936	G. Stoeck	GERMANY	71.84m
1912	E.V. Lemming	SWEDEN	60.64m	1948	K. Rantavaara	FINLAND	69.77m
1920	J. Myyra	FINLAND	65.78m	1952	C. Young	U.S.A.	73.78m
1924	J. Myyra	FINLAND	62.96m	1956	E. Danielsen	NORWAY	85.71m
1928	E.H. Lundqvist	SWEDEN	66.60m	1960	V. Cybulenko	U.S.S.R.	84.64m
1932	M. Jarvinen	FINLAND	72.71m				

Qualification Round	10.00	Qualification Standard, 77.00m	Oct. 14				
			1st	2nd	3rd	Best	
Lievore, Carlo		ITALY	70.71m	68.04m	70.88m	70.88m	
Herings, Rolf		GERMANY	72.47m	68.02m	71.74m	72.47m	Qualified
Miki, Takashi		JAPAN	68.70m	63.56m	62.80m	68.70m	
Red, Walter Edward		U.S.A.	X	72.31m	66.24m	72.31m	"
Macquet, Michel		FRANCE	63.34m	65.36m	69.35m	69.35m	
Hedmark, Lennart Per-Olov		SWEDEN				Absent	
Kulcsar, Gergely		HUNGARY	74.32m	72.62m	X	74.32m	"
Lusis, Yan		U.S.S.R.	72.79m	X	73.48m	73.48m	"
Kanai, Hideta		JAPAN	63.40m	X	65.85m	65.85m	
Axionov, Victor		U.S.S.R.	68.30m	X	69.46m	69.46m	
Salomon, Hermann		GERMANY	67.82m	69.84m	71.92m	71.92m	
Pedersen, Tarje Olav		NORWAY	61.39m	66.78m	72.10m	72.10m	
Kuznetsov, Vladimir		U.S.S.R.	X	68.98m	75.01m	75.01m	"
Nikiciuk, Wladyslaw		POLAND	73.45m	67.56m	71.17m	73.45m	"
Kinnunen, Jorma V.P.		FINLAND	68.13m	73.20m	75.52m	75.52m	"

Sidlo, Janusz	POLAND	76.93m	75.33m	74.45 m	76.93m	Qualified
Etcheverry, Patricio	CHILE	59.35m	60.77m	54.19m	60.77m	
Park, Soo Kwon	KOREA	58.51m	X	62.50m	62.50m	
Yang, Chuan Kwang	TAIWAN				Absent	
Pierrakos, Christos	GREECE	X	72.91m	68.98m	72.91m	"
Nashathar, Singh Sidhu	MALAYSIA	45.49m	51.63m	49.49m	51.63m	
Von Wartburg, Urs	SWITZ	74.55m	79.92m	—	79.92m	"
Nevala, Pauli Lauri	FINLAND	71.49m	72.72m	74.19m	74.19m	"
Tipton, Leslie Eugene	U.S.A.	65.95m	70.74m	70.03m	70.74m	
Schenk, Hans	GERMANY	72.55m	66.97m	X	72.55m	"
Covelli, Frank George	U.S.A.	X	68.08m	X	68.08m	
Rasmussen, Willy Lorane	NORWAY	68.43m	67.37m	63.88m	68.43m	
Beginning 10.00,	Weather—Rainy,	Temperature—16.7°C,	Humidity—94.0 per cent,	Wind—1.30m (N)		
End 12.15,	Weather—Cloudy,	Temperature—16.5°C,	Humidity—92.0 per cent,	Wind—2.10m (N)		

Competition Proper 14.00 Oct. 14

		1st	2nd	3rd	4th	5th	6th	Best
1	Nevala, Pauli Lauri	FINLAND	76.42m	78.39m	X	82.66m	X	82.66m
2	Kulcsar, Gergely	HUNGARY	75.00m	77.28m	78.28m	82.32m	79.78m	82.32m
3	Lusis, Yan	U.S.S.R.	72.51m	80.57m	79.85m	78.94m	78.07m	80.57m
4	Sidlo, Janusz	POLAND	80.17m	X	X	X	76.97m	78.17m
5	Von Wartburg, Urs	SWITZ	78.72m	76.84m	76.36m	73.08m	73.12m	78.72m
6	Kinnunen, Jorma V.P.	FINLAND	72.32m	76.36m	71.81m	76.94m	X	72.45m
7	Herings, Rolf	GERMANY	66.22m	X	74.72m			74.72m
8	Kuznetsov, Vladimir	U.S.S.R.	73.90m	68.89m	74.26m			74.26m
9	Nikiciuk, Wladyslaw	POLAND	71.01m	X	73.11m			73.11m
10	Pierrakos, Christos	GREECE	70.24m	72.65m	72.02m			72.65m
11	Red, Walter Edward	U.S.A.	69.39m	68.15m	71.52m			71.52m
12	Schenk, Hans	GERMANY	69.82m	66.44m	68.51m			69.82m
Beginning 14.00,	Weather—Cloudy,	Temperature—17.2°C,	Humidity—90.0 per cent,	Wind—1.60m (N)				
End 15.47,	Weather—Fair,	Temperature—18.3°C,	Humidity—85.0 per cent,	Wind—1.20m (N)				

Decathlon Oct. 19, 20

14 countries 22 competitors 1 absent

WR	9121	C. K. Yang	TAIWAN	1963
OR	8392	R. Johnson	U.S.A.	1960

Previous Olympic Winners

1912	H. Weislander	SWEDEN	6267
1920	H. Loevland	NORWAY	5180
1924	H. M. Osborn	U.S.A.	6163
1928	P. Yrjola	FINLAND	6246
1932	J. Bausch	U.S.A.	6588
1936	G. E. Morris	U.S.A.	7310
1948	R. Mathias	U.S.A.	6386
1952	R. Mathias	U.S.A.	7887
1956	M. Campbell	U.S.A.	7937
1960	R. Johnson	U.S.A.	8392

Scoring table for Decathlon event has been revised 3 times (1936, 1952 and 1962). However, records up to 1960 have been based for convenience on revised 1952.



Decathlon winners

Les vainqueurs du Décathlon

① W. Holdorf (GER) ② R. Aun (URS) ③ H. Walde (GER)

Complete Summary

		100 m	L.J.	S.P.	H.J.	400m	110mH	D.T.	P.V.	J.T.	1500m	Total	
1	Holdorf, Willi	GERMANY	10"7	7.00	14.95	1.84	48"2	15"0	46.05	4.20	57.37	4'34"3	7887
			879	820	786	716	889	848	801	859	728	561	7887
2	Aun, Rein	U.S.S.R.	10"9	7.22	13.82	1.93	48"8	15"9	44.19	4.20	59.06	4'22"3	7842
			828	865	717	796	861	757	766	859	750	643	7842
3	Walde, Hans-Joachim	GERMANY	11"0	7.21	14.45	1.96	49"5	15"3	43.15	4.10	62.90	4'37"5	7809
			804	863	756	822	829	817	747	832	796	543	7809
4	Herman, Paul Irvin	U.S.A.	11"2	6.97	13.89	1.87	49"2	15"2	44.15	4.35	63.35	4'25"4	7787
			756	814	721	743	842	827	765	896	802	621	7787
5	Yang, Chuan Kwang	TAIWAN	11"0	6.80	13.23	1.81	49"0	14"7	39.59	4.60	68.15	4'48"4	7650
			804	778	680	689	852	881	677	957	858	474	7650



Decathlon athletes. From left R. Aun (URS), middle is the finish of the 100 m, right shows W. Holdorf (GER) during the 1,500 m section

Les athlètes du Décathlon, à partir de la gauche, R. Aun (URS), au centre, l'arrivée des 100 m, à droite, W. Holdorf (GER) durant le parcours des 1.500 m

		100m	L.J.	S.P.	H.J.	400m	110mH	D.T.	P.V.	J.T.	1500m	Total	
6	Beyer, Horst	GERMANY	11"2	7.02	14.32	1.90	49"8	15"2	45.17	3.80	58.17	4'23"6	
			756	824	747	769	814	827	784	754	738	634	7647
7	Kuznetsov, Vasily	U.S.S.R.	10"9	6.98	14.06	1.70	49"5	14"9	43.81	4.40	67.87	5'02"5	
			828	816	732	588	829	859	759	909	855	394	7569
8	Storozhenko, Mikhail	U.S.S.R.	11"0	7.22	16.37	1.84	53"6	15"0	43.20	4.00	59.10	5'00"7	
			804	865	868	716	655	848	747	807	750	404	7464
9	Hodge, Russell Arden	U.S.A.	11"0	6.75	14.93	1.75	49"6	16"0	44.64	3.70	50.21	4'24"9	
			804	767	784	634	824	748	775	728	636	625	7325
10	Emberger, Richard John	U.S.A.	11"2	6.72	11.80	1.90	49"1	14"9	35.32	3.70	57.54	4'19"3	
			756	761	586	769	847	859	590	728	731	665	7292



		100 m	L.J.	S. P.	H. J.	400 m	110 mH	D.T.	P.V.	J.T.	1500 m	Total	
11	Gairdner, William D.	CANADA	11"2	6.40	13.38	1.70	49"2	15"4	42.91	3.40	59.72	4'24"5	7147
			756	693	689	588	842	807	742	644	758	628	
12	Thorlaksson, Valbjorn	ICELAND	11"1	6.43	13.10	1.81	50"1	15"6	39.70	4.40	56.19	5'00"6	7135
			780	699	671	689	801	787	680	909	714	405	
13	Sar, Franco	ITALY	11"3	6.31	13.60	1.75	52"2	14"8	47.46	42.0	53.59	5'08"4	7054
			733	673	702	634	712	870	827	859	680	364	
14	Buchel, Alois	LIECHTEN	11"3	6.81	12.16	1.81	49"7	17"5	37.19	4.00	44.90	4'28"6	6849
			733	780	610	689	819	621	629	807	562	599	
15	Suzuki, Shosuke	JAPAN	11"1	6.53	11.35	1.70	50"8	16"5	35.24	4.25	51.88	4'28"1	6838
			780	721	556	588	770	703	589	871	658	602	
16	Moro, Guerrino	CANADA	11"6	6.20	12.62	1.70	52"0	16"8	40.90	4.60	46.63	4'38"8	6716
			665	648	640	588	720	676	703	957	587	532	
17	Kiprop, Koech	KENYA	11"7	6.50	10.55	1.87	52"8	15"1	33.07	4.05	55.54	4'41"6	6707
			643	715	500	743	687	837	542	820	705	515	
18	Sereme, Dramane	MALI	11"1	6.51	11.03	1.60	51"2	16"4	29.24	2.60	48.46	4'51"5	5917
			780	717	534	493	753	712	457	403	612	456	
	Duttweiler, Werner	SWITZ	11"3	6.94	13.80	1.93	50"5	15"9	32.66				
			733	808	716	796	784	757	533				
	Thomas, Hector	VENEZULA	10"7	7.00	12.42	1.75	51"4	16"7	38.43				
			879	820	627	634	744	685	654				
	Kamberbeck, Evert	NETHLAND	11"3	6.56	14.40	1.70	52"0						
			733	728	753	588	720						
	Wu, Ar Min	TAIWAN	11"7	5.90	10.67								
			643	582	509								

Vincent, Samir Ambrose IRAQ

Absent

(L.J.—Long Jump, S.P.—Shot Put, H.J.—High Jump, D.T.—Discus Throw, P.V.—Pole Vault, J.T.—Javelin Throw)



C.K. Yang (TWN) during the Decathlon high jump

C.K. Yang (TWN) effectuant le saut en hauteur de Décathlon



100m men's

- ① R. Hayes (USA)
- ② E. Figuerola (CUB)
- ③ H. Jerome (CAN)



The finish of the 400m race

- ① M. Larrabee (USA)
- ② W. Mottley (TRT)
- ③ A. Badenski (POL)



The 5,000m. race during the rain






The finish of the 800 m race ① P. Snell (NZL) ② W. Crothers (CAN) ③ W. Kiprugut (KEN)



The start of the 10,000 m men's race


The four top group runners during the 10,000 m race (Mills, Mamo Wolde, Gammoudi, Clarke)





The three winners reach the goal in the 10,000 m race ① W. Mills (USA) ② M. Gammoudi (TUN) ③ R. Clarke (AUS)

Men's 400 m Hurdles Running in lane 7 is W. Cawley (USA)





The beginning of the second relay of the 4X400 m men's relay

4X400 m men's relay ① U.S.A. ② Great Britain ③ Trinidad & Tobago





The team from U.S.A. was first in the 4X100 m men's relay


Baton touch during the 4X100 m men's relay





The start of the 20 km Road Walk (above) and (left) the winner

- ① K. Matthews (GBI)
- ② D. Lindner (GER)
- ③ V. Golubnichy (URS)



A. Pamich (ITA) winning the 50 km Road Walk



**V. Brumel (URS) clears the bar
to win the men's High Jump**

- ① **V. Brumel (URS)**
- ② **J. Thomas (USA)**
- ③ **J. Rambo (USA)**






405		POLE VAULT		FINAL	
1	737	HANSEN	USA	5M10	NOR
2	235	REINHARDT	GER	5M05	NOR
3	234	LEHNERTZ	GER	5M00	NOR
4	233	PREUSSGER	GER	5M00	NOR
5	669	BRIZNETSOV	URS	4M95	NOR
6	86	TOMASEK	CZS	4M90	NOR

The Pole Vault finals were held under the lights
 F. Hansen is seen clearing the bar to win


- ① F. Hansen (USA)
- ② W. Reinhardt (GER)
- ③ K. Lehnertz (GER)





The Long Jump event being won by L. Davies (GBI)

- ① L. Davies (GBI)
- ② R. Boston (USA)
- ③ I. Ter-Ovanesyan (URS)



The Discus Throw won by A. Oerter Jr. (USA)


- ① A. Oerter Jr. (USA)
- ② L. Danek (CZS)
- ③ D. Weill (USA)





Here P. Nevala throws his winning Javelin Throw

- | | | |
|---|------------|-------|
| ① | P. Nevala | (FIN) |
| ② | G. Kulcsar | (HUN) |
| ③ | Y. Lusia | (URS) |



Here R. Klim of U.S.S.R, throws the winning Hammer Throw

Marathon 36 countries 68 competitors (58 completed, 10 retired), 11 absent 13.00 Oct. 21

WB 2°13'55"0 B.B. Heatley BRITAIN 1964
 OB 2°15'16"2 B. Abebe ETHIOPIA 1960

(No official records, only best performance for Marathon)

Previous Olympic Winners

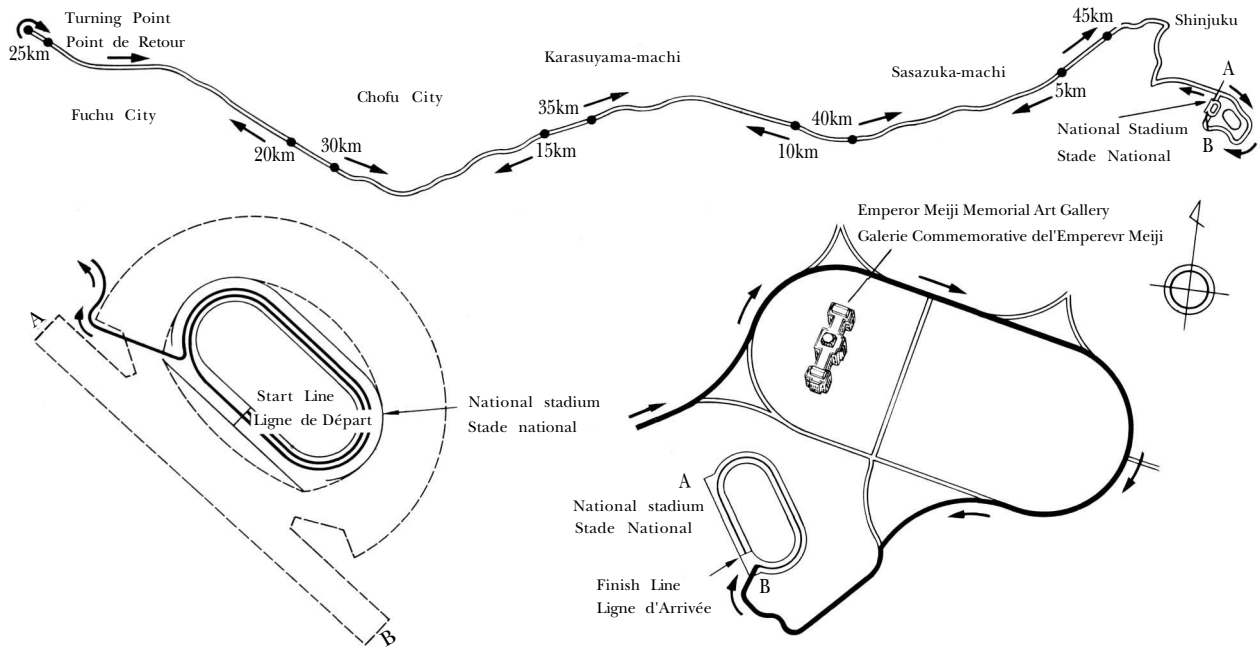
1896	S. Louis	GREECE	2°58'50"0
1900	M. Theato	FRANCE	2°59'45"0
1904	T. J. Hicks	U.S.A.	3°28'53"0
1908	J. J. Hayes	U.S.A.	2°55'18"4
1912	K. K. McArthur	S. AFRICA	2°36'54"8
1920	H. Kolehmainen	FINLAND	2°32'35"8
1924	A. Stenroos	FINLAND	2°41'22"6
1928	El. Ouafi	FRANCE	2°32'57"0
1932	J. C. Zabala	ARGENTIN	2°31'36"0
1936	Son, Ki Chung	JAPAN	2°29'19"2
1948	D. Cabrera	ARGENTIN	2°34'51"6
1952	E. Zatopek	CZECHSLV	2°23'03"2
1956	A. Mimoun	FRANCE	2°25'00"0
1960	B. Abebe	ETHIOPIA	2°15'16"2

Final 13.00 Oct. 21

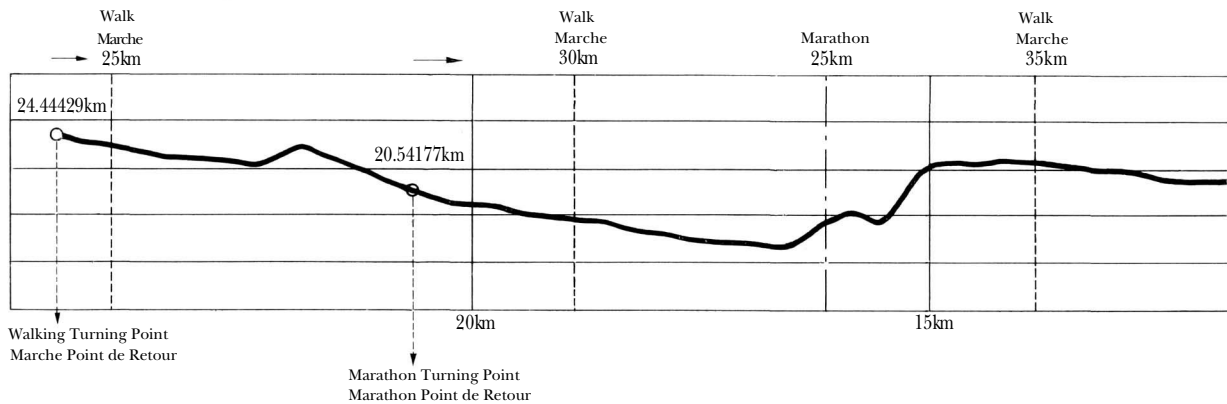
		5 km/ 25 km	10 km/ 30 km	15 km/ 35 km	20 km/ 40 km	Finish	
1	Abebe, Bikila	ETHIOPIA	15'19"0	30'14"0	45'35"0	1°00'58"0	
			1°16'40"0	1°32'50"0	1°49'01"0	2°05'10"0	2°12'11"2
2	Heatley, Benjamin Basil	BRITAIN	15'31"0	31'33"0	47'40"0	1°03'34"0	
			1°19'35"0	1°35'55"0	1°52'13"0	2°09'17"0	2°16'19"2
3	Tsuburaya, Kokichi	JAPAN	15'31"0	31'07"0	46'51"0	1°02'46"0	
			1°18'44"0	1°34'59"0	1°51'44"0	2°08'02"5	2°16'22"8
4	Kilby, Brian Leonard	BRITAIN	15'31"0	31'38"0	47'51"0	1°03'59"0	
			1°19'35"0	1°35'53"0	1°52'17"0	2°09'18"0	2°17'02"4
5	Suetoe, Jozsef	HUNGARY	15'29"0	31'04"0	46'41"0	1°02'47"0	
			1°18'44"0	1°35'00"0	1°51'45"0	2°09'22"0	2°17'55"8
6	Edelen, Leonard G.	U.S.A.	15'31"0	31'13"0	47'21"0	1°03'47"0	
			1°20'27"0	1°37'35"0	1°54'23"0	2°11'10"0	2°18'12"4
7	Vandendriessche, Aurele	BELGIUM	15'32"0	31'38"0	47'51"0	1°03'59"0	
			1°20'27"0	1°37'35"0	1°54'13"0	2°11'11"0	2°18'42"6
8	Kimihara, Kenji	JAPAN	15'36"0	31'22"0	47'12"0	1°03'10"0	
			1°19'21"0	1°36'46"0	1°55'10"0	2°12'31"0	2°19'49"0
9	Clarke, Ronald William	AUSTRALA	15'06"0	30'14"0	45'35"0	1°01'39"0	
			1°18'02"0	1°35'06"0	1°53'14"0	2°12'15"0	2°20'26"8
10	Wolde, Demissie	ETHIOPIA	15'29"0	30'54"0	46'43"0	1°02'46"0	
			1°18'44"0	1°35'37"0	1°53'39"0	2°12'50"0	2°21'25"2
11	Lee, Sang Hoon	KOREA	15'53"0	32'13"0	48'49"0	1°05'33"0	
			1°22'32"0	1°39'40"0	1°57'02"0	2°14'13"0	2°22'02"8
12	Benaissa, Bakir	MOROCCO	15'59"0	32'13"0	48'49"0	1°05'34"0	
			1°22'17"0	1°39'40"0	1°57'01"0	2°14'41"0	2°22'27"0
13	Oksanen, Eino Ilmari	FINLAND	15'51"0	31'57"0	48'05"0	1°04'42"0	
			1°21'26"0	1°39'14"0	1°57'06"0	2°14'42"0	2°22'36"0
14	Mills, William M.	U.S.A.	15'29"0	31'04"0	46'53"0	1°03'10"0	
			1°19'25"0	1°36'54"0	1°55'25"0	2°14'49"0	2°22'55"4
15	Terasawa, Toru	JAPAN	15'38"0	31'38"0	47'51"0	1°04'07"0	
			1°20'33"0	1°38'16"0	1°56'38"0	2°15'11"0	2°23'09"0
16	Kim, Yun Bum	KOREA	15'51"0	32'13"0	48'31"0	1°05'14"0	
			1°22'18"0	1°39'51"0	1°58'02"0	2°16'44"0	2°24'40"6

		5 km/ 25 km	10 km/ 30 km	15 km/ 35 km	20 km/ 40 km	Finish	
17	Jegher, Giorgio	ITALY	16'08"9	32'33"0	49'01"0	1°05'33"0	2°24'45"2
18	Chudomel, Vaclav	CZECHSLV	15'31"0	31'23"0	47'40"0	1°04'08"0	2°24'46"8
19	Hill, Ronald	BRITAIN	15'14"0	31'02"0	47'12"0	1°03'35"0	2°25'34"4
20	Pystynen, Paavo Kalervo	FINLAND	15'51"0	32'02"0	48'22"0	1°05'09"0	2°26'00"6
21	Negrete Gamboa, Fidel	MEXICO	15'51"0	32'08"0	48'31"0	1°05'8"0	2°26'07"0
22	Tikhomirov, Nikolay	U.S.S.R.	16'01"0	32'33"0	49'01"0	1°05'34"0	2°26'07"4
23	Mcardle, Peter Joseph	U.S.A.	15'31"0	31'13"0	47'21"0	1°03'47"0	2°26'24"4
24	Hagen, Heinrich	GERMANY	15'40"0	31'51"0	48'21"0	1°05'09"0	2°26'39"8
25	Kantorek, Pavel	CHECHSLV	15'59"0	31'57"0	48'05"0	1°04'37"0	2°26'47"2

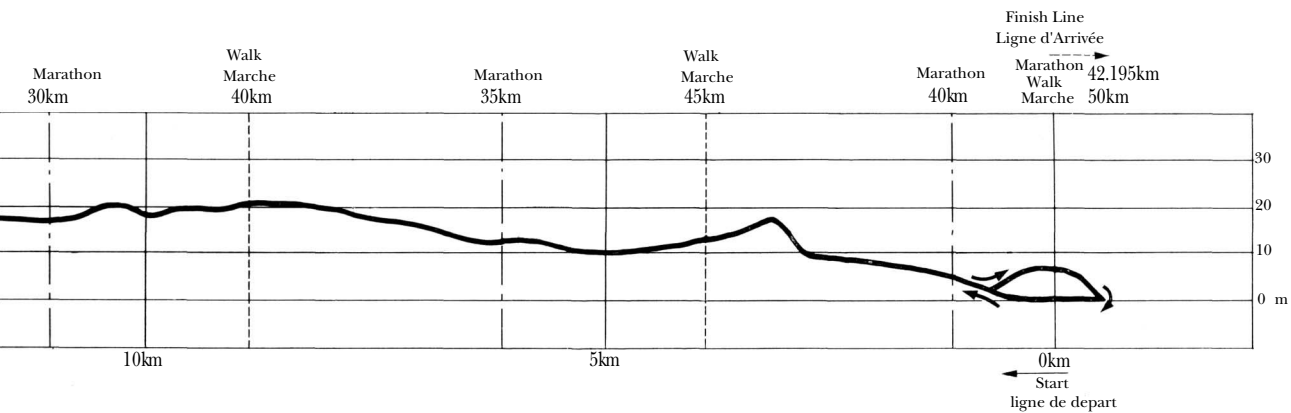
Marathon and 50 km Walking Course
Course de Marathon et de Marche (50 km)



Marathon and 50km Walking Course
Course de Marathon et de Marche (50km)



		5 km/ 25 km	10 km/ 30 km	15 km/ 35 km	20 km/ 40 km	Finish	
26	Abramov, Nikolay	U.S.S.R.	16'07"0	32'33"0	49'25"0	1°06'30"0	2°27'09"4
27	Puckett, Raymond Leslie	NZEALAND	15'31"0	31'42"0	48'22"0	1°05'17"0	2°27'34"0
28	Valle, Eino Olavi	FINLAND	15'51"0	32'13"0	48'49"0	1°05'37"0	2°27'34"8
29	Julian, Jeffrey Lynn	NZEALAND	15'23"0	31'07"0	48'18"0	1°04'37"0	2°27'57"6
30	Vidal, Ricardo	CHILE	16'09"0	32'59"0	50'37"0	1°08'13"0	2°28'01"6
31	Vagg, Robert Andrew	AUSTRALA	15'22"0	30'54"0	46'41"0	1°03'00"0	2°28'41"0
32	Voegele, Guido	SWITZ	16'40"0	34'05"0	50'55"0	1°07'51"0	2°29'17"8
33	Akotkar, Balkrishan	INDIA	17'00"0	34'13"0	51'25"0	1°08'23"0	2°29'27"4
34	Aniset, Jean	LUXEMBRG	16'40"0	34'05"0	51'14"0	1°08'13"0	2°29'52"6
35	Sumbwegam	BURMA	16'28"0	33'12"0	49'58"0	1°07'07"0	2°30'35"8
36	Grecescu, Constantin	RUMANIA	16'59"0	34'05"0	51'14"0	1°08'14"0	2°30'42"6
37	Pinter, Janos	HUNGARY	17'09"0	34'05"0	51'46"0	1°09'26"0	2°30'50"2
38	Honicke, Gerhard	GERMANY	15'51"0	32'13"0	48'49"0	1°05'37"0	2°33'23"0
39	Naumann, Manfred	GERMANY	16'08"0	32'35"0	49'19"0	1°06'19"0	2°33'42"0
40	Ambu, Antonio	ITALY	15'19"0	30'54"0	46'41"0	1°02'47"0	2°34'37"6
41	Leupi, Oskar	SWITZ	16'40"0	34'05"0	51'04"0	1°08'31"0	2°35'05"4
42	Keats, Ivan	NZEALAND	16'13"0	33'03"0	50'11"0	1°07'31"0	2°36'16"8
43	Harbanslal, Harbanslal	INDIA	15'59"0	32'44"0	49'58"0	1°07'11"0	2°37'05"8
44	Aldegalega, A.R.	PORTUGAL	15'31"0	31'38"0	48'08"0	1°05'17"0	2°38'02"2



		5 km/ 25 km	10 km/ 30 km	15 km/ 35 km	20 km 40 km	Finish	
45	Nyakwayo, Chrisantus	KENYA	15'19"0	30'54"0	45'51"0	1°03'47"0	
			1°21'49"0	1°42'12"0	2°05'04"0	2°30'26"0	2°38'38"6
46	Kapambwe, Constantino	NTHNRHOD	16'28"0	33'50"0	51'33"0	1°09'38"0	
			1°27'59"0	1°48'40"0	2°08'32"0	2°30'03"0	2°39'28"4
47	Abdallah, Omari	TANGYKA	16'59"0	34'24"0	52'23"0	1°10'29"0	
			1°28'55"0	1°48'49"0	2°08'53"0	2°30'24"0	2°40'06"0
48	Yusaf, Muhammad	PAKISTAN	15'27"0	31'21"0	47'35"0	1°05'19"0	
			1°22'59"0	1°44'06"0	2°07'03"0	2°30'40"0	2°40'46"0
49	Temu, Naftali	KENYA	15'19"0	30'40"0	46'41"0	1°02'54"0	
			1°21'55"0	1°44'49"0	2°07'56"0	2°30'52"0	2°40'46"6
50	Joo, Hyung Kail	KOREA	16'28"0	34'04"0	51'31"0	1°09'26"0	
			1°29'05"0	1°49'46"0	2°11'08"0	2°32'27"0	2°41'08"2
51	Kanda, Mathias	RHODESIA	15'29"0	31'54"0	49'15"0	1°07'08"0	
			1°25'55"0	1°46'23"0	2°07'59"0	2°30'51"0	2°41'09"0
52	Cook, Anthony	AUSTRALA	15'29"0	31'38"0	47'51"0	1°05'01"0	
			1°25'18"0	1°47'40"0	2°09'47"0	2°31'50"0	2°42'03"6
53	Peralta Jimenez, Victor	MEXICO	16'19"0	33'33"0	50'56"0	1°08'32"0	
			1°27'11"0	1°47'18"0	2°09'20"0	2°33'48"0	2°44'23"6
54	Haynes, Trevor S.A.	NTHNRHOD	17'40"0	36'04"0	54'48"0	1°13'43"0	
			1°33'22"0	1°53'44"0	2°14'30"0	2°35'47"0	2°45'08"6
55	Fornes, Abraham	P. RICO	17'55"0	36'26"0	55'15"0	1°14'19"0	
			1°33'38"0	1°54'37"0	2°16'01"0	2°36'53"0	2°46'22"6
56	Mrombe, Robson	RHODESIA	15'31"0	31'35"0	48'35"0	1°06'34"0	
			1°34'10"0	1°45'25"0	2°10'07"0	2°38'18"0	2°49'30"8
57	Chifita, Laurent Daniel	NTHNRHOD	16'59"0	34'42"0	53'51"0	1°13'45"0	
				1°56'13"0	2°18'43"0	2°41'49"0	2°51'53"2
58	Sirirangsri, Chanom	THAILAND	18'40"0	38'23"0	57'57"0	1°18'21"0	
			1°39'12"0	2°02'31"0	2°22'00"0	2°50'25"0	2°59'25"6
	Suarez, Osvaldo Roberto	ARGENTIN	15'56"0	32'59"0	50'37"0	1°09'00"0	Retired
	Wolde, Mamo	ETHIOPIA	15'31"0	31'10"0	47'14"0		Retired
	Hogan, James Joseph	IRELAND	15'08"0	30'14"0	45'35"0	1°01'03"0	
			1°16'50"0	1°33'30"0	1°51'27"0		Retired
	Soi, Andrew	KENYA	15'31"0	31'38"0	48'18"0	1°05'14"0	
			1°23'37"0				Retired
	Ben Boubaker, Hedhili	TUNISIA	15'14"0	31'25"0	47'51"0		Retired
	Hannachi, M Haddeb	TUNISIA	15'12"0	30'39"0	46'41"0	1°03'47"0	
			1°22'03"0	1°46'18"0			Retired
	Baikov, Victor	U.S.S.R.	15'34"0	31'38"0	47'51"0	1°04'01"0	
			1°21'04"0	1°39'13"0			Retired
	Ly, Nguyen Van	VIET-NAM	18'45"0	39'39"0	1°02'51"0		Retired
	Bhupendra, Bahacur K.C.	NEPAL	17'40"0	38'24"0	57'57"0	1°18'25"0	
			1°41'31"0	2°06'45"0	2°34'12"0		Retired
	Ganga, Bahadur Thada	NEPAL	17'20"0	35'45"0	54'22"0	1°13'41"0	
			1°33'36"0	1°58'39"0	2°23'41"0		Retired
	Garabito, Alberto	BOLIVIA					Absent
	Montano, Alejo	BOLIVIA					Absent
	Kidd, Bruce	CANADA					Absent
	Karunananda, Ranatunge J.	CEYLON					Absent
	Brugier, Jean Louis	FRANCE					Absent
	Mecser, Lajos	HUNGARY					Absent
	Fighi Hassan, Suliman	LIBYA					Absent
	Randrianjatovo, Jean	MADGASCA					Absent
	Ryoo Man Hyung	N. KOREA					Absent
	Chitoban, Dumitru	RUMANIA					Absent
	Gammoudi, Mohamed	TUNISIA					Absent

20 km WALK=20 km MARCHE 15 countries 30 competitors (26 completed, 2 retired, 2 disqualified), 5 absent

WB	1°27'05"0	V. Golubnichiy	U.S.S.R.	1958
OB	1°31'27"4	L. Spirin	U.S.S.R.	1956

(No official records, best performance for Walk)

Previous Olympic Winners

1956	L. Spirin	U.S.S.R.	1°31'27"4
1960	V. Golubnichiy	U.S.S.R.	1°34'07"2

Final 15.20 Oct. 15

			5 km	10 km	15 km	
1	Matthews, Kenneth Joseph	BRITAIN	22'19"0	44'23"0	1°06'52"0	1°29'34"0 NOB
2	Lindner, Dieter	GERMANY	22'22"0	44'47"0	1°07'45"0	1°31'13"2 NOB
3	Golubnichy, Vladimir	U.S.S.R.	22'23"0	44'51"0	1°08'12"0	1°31'59"4
4	Freeman, Noel Frederick	AUSTRALA	22'40"0	45'29"0	1°08'48"0	1°32'06"8
5	Solodov, Gennady	U.S.S.R.	23'00"0	46'27"0	1°09'48"0	1°32'33"0
6	Zinn, Ronald Lloyd	U.S.A.	22'20"0	45'28"0	1°08'48"0	1°32'43"0
7	Khrolovich, Boris	U.S.S.R.	22'46"0	45'54"0	1°09'18"0	1°32'45"4
8	Edgington, John William	BRITAIN	23'15"0	46'41"0	1°09'56"0	1°32'46"0
9	Sperling, Gerhard	GERMANY	23'15"0	46'17"0	1°09'42"0	1°33'15"8
10	Paddick, John Chester	BRITAIN	22'52"0	46'27"0	1°09'48"0	1°33'28"4
11	Bilek, Alexander	CZECHSLV	22'34"0	45'44"0	1°09'23"0	1°33'45"0
12	Reimann, Hans-Georg	GERMANY	22'34"0	45'42"0	1°09'24"0	1°34'51"0
13	Delerue, Henri	FRANCE	22'34"0	45'49"0	1°09'55"0	1°34'58"0
14	Kristensen, Tommy	DENMARK	23'15"0	46'55"0	1°10'54"0	1°35'30"0
15	Gori, Istvan	HUNGARY	23'55"0	47'55"0	1°11'45"0	1°35'38"0
16	Sowa, Charles	LUXEMBRG	23'20"0	47'17"0	1°11'45"0	1°36'16"0
17	Mortland, John Eggert	U.S.A.	23'41"0	47'44"0	1°12'13"0	1°36'35"0
18	Soderlund, Ake Wilhelm	SWEDEN	23'20"0	47'27"0	1°12'10"0	1°36'53"0
19	Ljunggren, John Artur	SWEDEN	23'29"0	47'27"0	1°12'01"0	1°37'03"0
20	Karlsson, Roine Sven T.	SWEDEN	23'15"0	48'13"0	1°12'56"0	1°37'07"0
21	Kiss, Antal	HUNGARY	23'53"0	48'13"0	1°12'51"0	1°38'27"0
22	Crawford, Ronald John	AUSTRALA	24'12"0	48'50"0	1°14'41"0	1°38'47"0
23	Ishiguro, Noboru	JAPAN	23'38"0	47'55"0	1°13'41"0	1°39'40"0
24	El Marghni, Chedli	TUNISIA	23'03"0	48'35"0	1°14'08"0	1°41'11"0
25	Kuribayashi, Kiue	JAPAN	24'12"0	49'50"0	1°16'28"0	1°43'07"0
26	Rutyna, Mieczyslaw	POLAND	25'17"0	52'16"0	1°19'54"0	1°48'41"0
	Naito, Yasuo	JAPAN	23'43"0			Disqualified
	Oakley, Alex Harold	CANADA	23'08"0	47'26"0		Retired
	Laird, Ronald Owen	U.S.A.	23'47"0	47'17"0	1°11'31"0	Disqualified
	Gardiner, Robert Charles	AUSTRALA	23'47"0	47'36"0	1°12'29"0	Retired
	Baruh, Elias	RUMANIA				Absent
	Ben Messaoud, Naceur	TUNISIA				Absent
	Savescu, Andrei	RUMANIA				Absent
	Belkhodja, Hassine	TUNISIA				Absent
	Havasi, Istvan	HUNGARY				Absent

Weather—Fine Temperature—23.2°C Humidity—42.0 per cent Wind—1.80m (N) ** (Finish)

50 km WALK=50 km MARCHE 19 countries 34 competitors (31 completed, 1 retired, 2 disqualified), 5 absent

WB	4°14'02"4	A. Pamichi	ITALY	1961
OB	4°25'30"0	D. Thompson	BRITAIN	1960

Previous Olympic Winners

1932	T. W. Green	BRITAIN	4°50'10"0	1952	G. Dordoni	ITALY	4°28'07"8
1936	H. H. Whitlock	BRITAIN	4°30'41"4	1956	N. R. Read	NZEALAND	4°30'42"8
1948	J. Ljunggren	SWEDEN	4°41'52"0	1960	D. Thompson	BRITAIN	4°25'30"0

Final 12.20 Oct. 18

			5 km/ 30 km	10 km/ 35 km	15 km/ 40 km	20 km/ 45 km	25 km/ Finish		
1	Pamich, Abdon	ITALY	24'13"0	48'12"0	1°12'33"0	1°37'33"0	2°03'09"0		
			2°27'56"0	2°53'30"0	3°19'16"0	3°45'25"0	4°11'12"4	NWB,	NOB
2	Nihill, Vincent Paul	BRITAIN	24'33"0	48'47"0	1°12'42"0	1°37'52"0	2°03'10"0		
			2°27'56"0	2°53'30"0	3°19'20"0	3°45'31"0	4°11'31"2	NWB,	NOB
3	Pettersson, Ingver Albin	SWEDEN	25'11"0	50'27"0	1°15'31"0	1°40'37"0	2°06'29"0		
			2°31'36"0	2°57'07"0	3°22'46"0	3°48'30"0	4°14'17"4	NOB	
4	Leuschke, Burkhard	GERMANY	25'33"0	50'01"0	1°14'52"0	1°40'22"0	2°05'18"0		
			2°29'45"0	2°55'21"0	3°21'36"0	3°48'24"0	4°15'26"8	NOB	
5	Gardiner, Robert Charles	AUSTRALA	26'00"0	51'55"0	1°17'04"0	1°42'24"0	2°07'26"0		
			2°32'27"0	2°57'56"0	3°23'46"0	3°49'51"0	4°17'06"8	NOB	
6	Hohne, Christoph	GERMANY	24'25"0	48'35"0	1°13'04"0	1°37'46"0	2°03'10"0		
			2°28'24"0	2°54'10"0	3°20'43"0	3°49'29"0	4°17'41"6	NOB	
7	Vediakov, Anatoly	U.S.S.R.	24'57"0	50'01"0	1°15'02"0	1°40'28"0	2°06'09"0		
			2°31'29"0	2°57'53"0	3°24'57"0	3°52'24"0	4°19'55"8	NOB	
8	Sakowski, Kurt	GERMANY	25'32"0	51'30"0	1°16'57"0	1°42'37"0	2°07'50"0		
			2°32'58"0	2°58'15"0	3°24'01"0	3°51'24"0	4°20'31"0	NOB	
9	Sowa, Charles	LUXEMBRG	25'11"0	50'33"0	1°15'49"0	1°41'16"0	2°06'49"0		
			2°32'03"0	2°58'29"0	3°25'19"0	3°52'44"0	4°20'37"2	NOB	
10	Thompson, Donald James	BRITAIN	24'57"0	50'01"0	1°15'01"0	1°40'29"0	2°06'15"0		
			2°32'18"0	2°59'10"0	3°26'49"0	3°54'44"0	4°22'39"4	NOB	
11	Crawford, Ronald John	AUSTRALA	25'08"0	50'01"0	1°15'01"0	1°40'24"0	2°05'19"0		
			2°29'36"0	2°56'17"0	3°24'58"0	3°56'07"0	4°24'19"6	NOB	
12	Agapov, Gennady	U.S.S.R.	24'12"0	47'51"0	1°11'52"0	1°37'52"0	2°08'32"0		
			2°35'00"0	3°01'29"0	3°28'38"0	3°56'00"0	4°24'34"0	NOB	
13	Middleton, Raymond C.	BRITAIN	24'58"0	50'01"0	1°15'02"0	1°40'29"0	2°06'10"0		
			2°31'50"0	2°59'19"0	3°27'11"0	3°56'37"0	4°25'49"2		
14	Oakley, Alex Harold	CANADA	24'58"0	50'01"0	1°15'25"0	1°40'26"0	2°06'11"0		
			2°32'18"0	2°59'11"0	3°28'09"0	3°58'16"0	4°27'24"6		
15	Delerue, Henri	FRANCE	25'08"0	50'01"0	1°15'01"0	1°40'28"0	2°06'09"0		
			2°31'34"0	2°58'29"0	3°26'18"0	3°57'24"0	4°27'47"6		
16	Ljunggren, John Artur	SWEDEN	25'11"0	51'13"0	1°16'26"0	1°42'30"0	2°08'36"0		
			2°35'01"0	3°02'31"0	3°31'05"0	4°00'16"0	4°29'09"2		
17	Allsopp, Edward James	AUSTRALA	26'00"0	52'48"0	1°19'19"0	1°45'49"0	2°11'53"0		
			2°38'13"0	3°04'58"0	3°32'29"0	4°01'19"0	4°31'07"8		
18	Liungin, Eugeny	U.S.S.R.	24'44"0	49'42"0	1°14'56"0	1°41'06"0	2°08'27"0		
			2°37'50"0	3°05'19"0	3°34'15"0	4°03'10"0	4°32'01"6		
19	Havasi, Istvan	HUNGARY	26'21"0	53'14"0	1°20'30"0	1°47'49"0	2°15'22"0		
			2°42'29"0	3°09'59"0	3°37'54"0	4°06'07"0	4°34'14"0		
20	Bilek, Alexander	CZECHSLV	25'05"0	50'01"0	1°14'52"0	1°40'20"0	2°05'22"0		
			2°33'17"0	2°02'59"0	3°33'35"0	4°03'57"0	4°34'54"2		
21	McCarthy, Christopher	U.S.A.	25'25"0	51'55"0	1°17'16"0	1°43'41"0	2°10'38"0		
			2°37'51"0	3°05'54"0	3°35'12"0	4°05'26"0	4°35'41"6		
22	Ejiri, Tadamasu	JAPAN	25'05"0	50'36"0	1°17'27"0	1°44'57"0	2°12'45"0		
			2°40'19"0	3°09'03"0	3°38'14"0	4°08'01"0	4°37'31"8		
23	Stutz, Erwin	SWITZ	26'00"0	52'48"0	1°19'19"0	1°45'49"0	2°11'53"0		
			2°38'45"0	3°08'18"0	3°39'08"0	4°10'50"0	4°40'45"0		



50 km Road Walk event was held in the rain
 Marche de 50 km sur route eut lieu sous la pluie


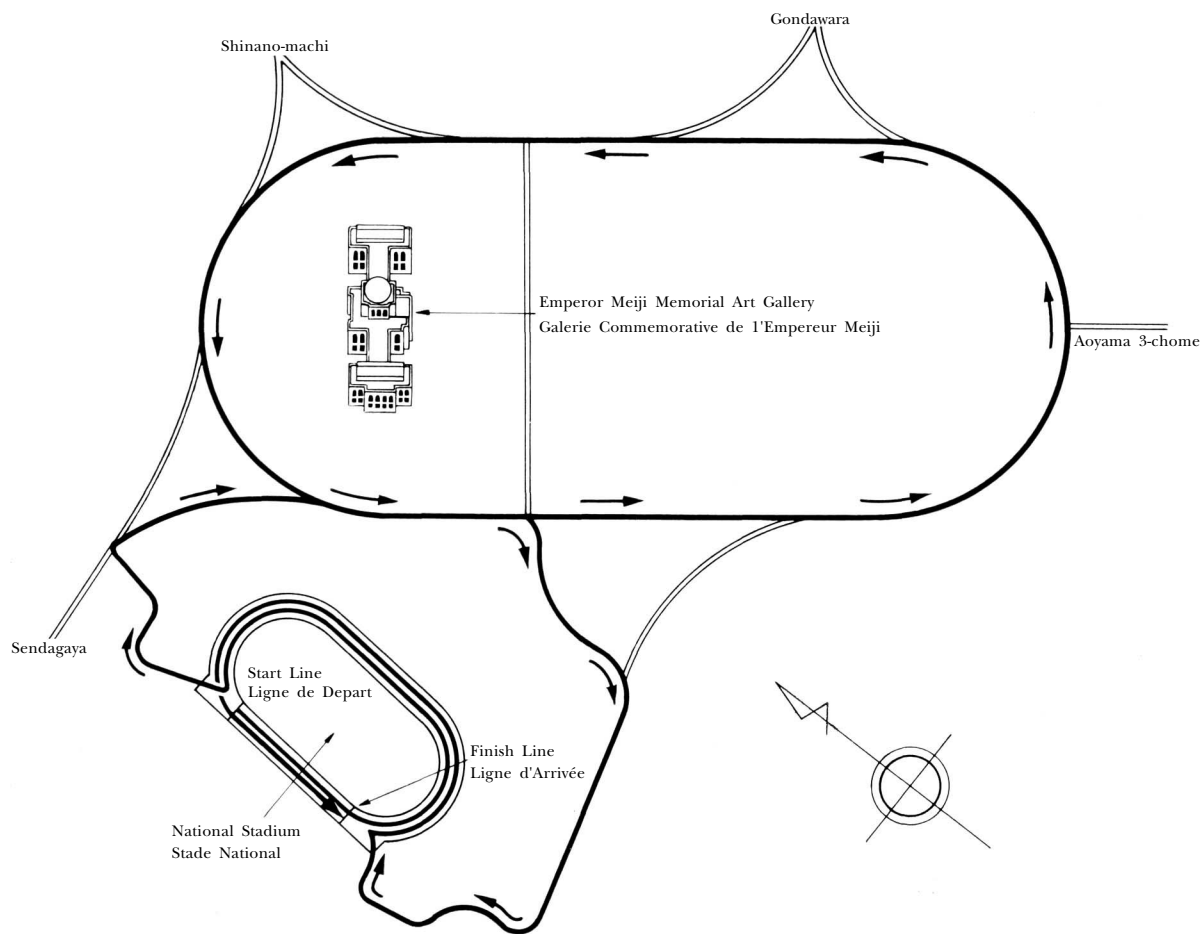
		5 km/ 30 km	10 km/ 35 km	15 km/ 40 km	20 km/ 45 km	25 km/ Finish
24	Syversson, Malkolm Roy SWEDEN	25'21"0	50'45"0	1°15'49"0	1°41'16"0	2°07'04"0
		2°33'55"0	3°06'13"0	3°40'30"0	4°11'57"0	4°41'47"6
25	Saito, Kazuo JAPAN	24'45"0	50'24"0	1°15'16"0	1°40'27"0	2°06'52"0
		2°35'32"0	3°05'13"0	3°41'00"0	4°16'55"0	4°43'01"0
26	Macdonald, Bruce D. U.S.A.	25'11"0	51'30"0	1°17'13"0	1°44'25"0	2°12'26"0
		2°41'40"0	3°13'13"0	3°45'58"0	4°16'28"0	4°45'10"4
27	Miwa, Sumio JAPAN	25'57"0	51'55"0	1°17'27"0	1°45'54"0	2°16'34"0
		2°46'39"0	3°18'20"0	3°48'57"0	4°17'18"0	4°52'00"6
28	Popa, Ilie RUMANIA	26'56"0	54'59"0	1°22'55"0	1°50'24"0	2°19'03"0
		2°47'45"0	3°18'44"0	3°50'40"0	4°23'19"0	4°57'40"8
29	Brodie, Michael Warren U.S.A.	26'56"0	54'59"0	1°22'55"0	1°50'24"0	2°19'03"0
		2°47'45"0	3°18'44"0	3°50'40"0	4°23'18"0	4°57'41"0
30	El Marghni, Chedli TUNISIA	24'51"0	50'01"0	1°17'04"0	1°44'40"0	2°12'45"0
		2°41'40"0	3°16'39"0	3°54'22"0	4°27'27"0	4°59'13"0
31	So, Kam Tong HONGKONG	30'04"0	1°00'07"0	1°29'38"0	1°59'19"0	2°29'03"0
		2°59'07"0	3°30'13"0	4°02'03"0	4°34'50"0	5°07'53"2
	Rutyna, Mieczyslaw POLAND	25'25"0	51'30"0	1°17'08"0		Disqualified
	Ben Messaoud, Naceur TUNISIA	24'34"0				Disqualified
	Rajan BURMA	26'16"0	53'14"0	1°20'30"0	1°48'39"0	Retired
	Gori, Istvan HUNGARY					Absent
	Kiss, Antal HUNGARY					Absent
	Kim Tai Koo N. KOREA					Absent
	Pak Tai Keun N. KOREA					Absent
	Dragan, Emil RUMANIA					Absent


Weather—Cloudy Temperature—18.4°C Humidity—84.0 per cent Wind—1.20 m (N)



Winners of the 50 km Road Walk
 Les vainqueurs de Marche de 50 km
 ① A. Pamich (ITA) ② V. Nihill (GBI)
 ③ I. Pettersson (SWE)

20km Walking Course
Course de Marche (20 km)





The Marathon runners pass Sendagaya soon after leaving the National Stadium



The start of the Marathon race at 1 p.m. on 21st October





K. Tsuburaya of Japan, Demissie Wolde of Ethiopia during the race

The Turning Point of the Marathon race



B. Abebe of Ethiopia passing near Sendagaya on his winning run





B. Abebe on the Koshu Kaido Highway



B. Abebe entering now the National Stadium



A victorious Abebe passes the winning tape



The Marathon Winners

- ① B. Abebe (ETH)
- ② B. Heatley (GBI)
- ③ K. Tsuburaya (JPN)



Following B. Abebe into the Stadium, can be seen K. Tsuburaya rounding the third corner with B. Heatley in front



All the events are now over

Let us meet again in Mexico city 1968 is the meaning of the words on the electronic bulletin board as officials and participants are bid farewell after the Closing Ceremony



WOMEN==FEMMES

100 m 27 countries 44 competitors 1 disqualified
1 absent

WR	11"2	W. Rudolph	U.S.A.	1961
OR	11"3	W. Rudolph	U.S.A.	1960

Previous Olympic Winners

1928	E. Robinson	U.S.A.	12"2
1932	S. Walasiewicz	POLAND	11"9
1936	H.H. Stephens	U.S.A.	11"5
1948	F. Blankers-Koen	NETHLAND	11"9
1952	M. Jackson	AUSTRALA	11"5
1956	B. Cuthbert	AUSTRALA	11"5
1960	W. Rudolph	U.S.A.	11"0

(record unofficial because of wind)

1st Round Oct. 15**Heat A 10.00**

1	White, Marilyn Elaine	U.S.A.	11"4
2	Arden, Daphne	BRITAIN	11"5
3	Latse, Renata	U.S.S.R.	11"6
4	Bowering, Dianne Marie	AUSTRALA	11"8
5	Hart, Rose	GHANA	11"9
6	Bartoss, Heldt Erzsebet	HUNGARY	11"9
7	Sulaiman, Mona	PHILPINS	12"0
	Mitchell, Jean	PANAMA	Absent

Weather—Fine	Temperature—20.2°C
Humidity—60.0 per cent	Wind—2.01 m Fair Wind

Heat B

1	McGuire, Edith Marie	U.S.A.	11"4
2	Sobotta, Barbara	POLAND	11"8
3	Cadic, Christiane	FRANCE	12"0
4	Meyer, Renate	GERMANY	12"0
5	Aigner, Inge	AUSTRIA	12"0
6	Daniel, Marcella	PANAMA	12"6
7	Safa-Mehr, Simin	IRAN	13"2

Weather—Fine	Temperature—20.2°C
Humidity—60.0 per cent	Wind—1.29 m Fair Wind

Heat C

1	Klobukowska, Ewa	POLAND	
2	Nemeshazi, Marko Margit	HUNGARY	11"7
3	Gueneau, Daniele	FRANCE	12"0
4	Mcintosh, Avis	NZEALAND	12"0
5	Wieslander, Ulla-Britt	SWEDEN	12"0
6	Sydranski, Louise Marie	ISRAEL	12"1
	Pollmann, Erika	GERMANY	Disqualified

Weather—Fine	Temperature—20.2°C
Humidity—60.0 per cent	Wind—0.73 m Against Wind

Heat D

1	Hyman, Dorothy	BRITAIN	11"6
2	Porter, Doreen Helen	NETHLAND	11"7
3	Popova, Galina	U.S.S.R.	11"8
4	Ahanotu, Clarice	NIGERIA	11"9
5	Muyanga, Irene P. M.	UGANDA	12"0
6	Bijleveld, Johanna C. A.	NETHLAND	12"3
7	Oakley, Delceita Lucia	PANAMA	12"3

Weather—Fine	Temperature—20.2°C
Humidity—60.0 per cent	Wind—0.43 m Fair Wind

Heat E

1	Tyus, Wyoming	U.S.A.	11"3
2	Gorecka, Halina	POLAND	11"5
3	Piotrowski, Irena Maria	CANADA	11"5
4	Burvill, Margaret Ann	AUSTRALA	11"6
5	Smith, Carmen L.	JAMAICA	11"7
6	Giron Olivares, E. E.	MEXICO	12"2
7	Soraja, Kusolwan	THAILAND	12"6
8	Boateng, Christiana A.	GHANA	12"9

Weather—Fine	Temperature—20.2°C
Humidity—60.0 per cent	Wind—3.26 m Fair Wind

Heat F

1	Black, Marilyn Mary	AUSTRALA	11"5
2	Cobian, Miguelina	CUBA	11"6
3	Lehocka, Eva	CZECHSLV	11"8
4	Gaida, Galina	U.S.S.R.	11"9
5	Jacob, Heilwig	GERMANY	11"9
6	Gobb, Violet Madeline	BRITAIN	12"0
7	Formeiro, Maria Margarita	ARGENTIN	12"2
8	Song, Yang Ja	KOREA	12"7

Weather—Fine	Temperature—21.3°C
Humidity—55.0 per cent	Wind—0.90 m Fair Wind

2nd Round**Heat A 14.30**

1	Tyus, Wyoming	U.S.A.	11"2	TWR, NOR
2	Hyman, Dorothy	BRITAIN	11"5	
3	Popova, Galina	U.S.S.R.	11"5	
4	Piotrowski, Irena M.	CANADA	11"6	
5	Sobotta, Barbara	POLAND	11"8	
6	Mcintosh, Avis	NETHLAND	12"0	
7	Muyanga, Irene P. M.	UGANDA	12"2	

Weather—Fine	Temperature—23.2°C
Humidity—42.0 per cent	Wind—0.22 m Fair Wind

Heat B

1	Black, Marilyn Mary	AUSTRALA	11"4
2	White, Marilyn Elaine	U.S.A.	11"5
3	Latse, Renata	U.S.S.R.	11"6
4	Smith, Carmen L.	JAMAICA	11"7
5	Jacob, Heilwig	GERMANY	11"7
6	Gueneau, Daniele	FRANCE	11"8
7	Ahanotu, Clarice	NIGERIA	11"8
8	Wieslander, Ulla-Britt	SWEDEN	11"9

Weather—Fine	Temperature—23.2°C
Humidity—42.0 per cent	Wind—1.15 m Fair Wind

Heat C

1	McGuire, Edith Marie	U.S.A.	11"4
2	Gorecka, Halina	POLAND	11"5
3	Cobian, Miguelina	CUBA	11"5
4	Nemeshazi, Marko Margit	HUNGARY	11"5
5	Bowering, Dianne Marie	AUSTRALA	11"7
6	Hart, Rose	GHANA	11"9
7	Aigner, Inge	AUSTRIA	12"0
8	Meyer, Renate	GERMANY	12"1

Weather—Fine Temperature—23.2°C
Humidity—42.0 per cent Wind—3.66 m Fair Wind

Heat D

1	Klobukowska, Ewa	POLAND	11"4
2	Arden, Daphne	BRITAIN	11"5
3	Lehocka, Eva	CZECHSLV	11"6
4	Burvill, Margaret Ann	AUSTRALA	11"7
5	Porter, Doreen Helen	NETHLAND	11"8
6	Cadic, Christiane	FRANCE	12"0
7	Gaida, Galina	U.S.S.R.	12"0

Weather—Fine Temperature—23.2°C
Humidity—42.0 per cent Wind—1.89 m Fair Wind

Semi-Final Oct. 16

Heat A 14.00			
1	Cobian, Miguelina	CUBA	11"6
2	Black, Marilyn Mary	AUSTRALA	11"6
3	McGuire, Edith Marie	U.S.A.	11"6
4	Gorecka, Halina	POLAND	11"7
5	Popova, Galina	U.S.S.R.	11"8
6	Arden, Daphne	BRITAIN	11"8
7	Lehocka, Eva	CZECHSLV	11"9
8	Smith, Carmen L.	JAMAICA	11"9

Weather—Fine Temperature—21.9°C
Humidity—43.0 per cent Wind—0.20 m Fair Wind

Heat B

1	Tyus, Wyomia	U.S.A.	11"3
2	Klobukowska, Ewa	POLAND	11"4
3	White, Marilyn Elaine	U.S.A.	11"5
4	Hyman, Dorothy	BRITAIN	11"6
5	Piotrowski, Irena Maria	CANADA	11"7
6	Latse, Renata	U.S.S.R.	11"7
7	Nemeshazi, Marko Margit	HUNGARY	11"7
8	Burvill, Margaret Ann	AUSTRALA	11"8

Weather—Fine Temperature—21.9°C
Humidity—43.0 per cent Wind—1.37 m Fair Wind

Final 16.20 Oct. 16

1	Tyus, Wyomia	U.S.A.	11"4
2	McGuire, Edith Marie	U.S.A.	11"6
3	Klobukowska, Ewa	POLAND	11"6
4	White, Marilyn Elaine	U.S.A.	11"6
5	Cobian, Miguelina	CUBA	11"7
6	Black, Marilyn Mary	AUSTRALA	11"7
7	Gorecka, Halina	POLAND	11"8
8	Hyman, Dorothy	BRITAIN	11"9

Weather—Fine Temperature—20.1°C Humidity—44.0 per cent Wind—1.25 m Against Wind

200 m 21 countries 36 competitors 1 disqualified 6 absent

WR	22"9	W. Rudolph	U.S.A.	1960
		M. A. Burvill	AUSTRALA	1964
OR	23"2	W. Rudolph	U.S.A.	1960

Previous Olympic Winners

1948	F. Blankers-Koen	NETHLANDS	24"4
1952	M. Jackson	AUSTRALA	23"7
1956	B. Cuthbert	AUSTRALA	23"4
1960	W. Rudolph	U.S.A.	24"0

1st Round Oct. 18

Heat A 10.00			
1	Simpson, Janet Mary	BRITAIN	24"0
2	Lehocka, Eva	CZECHSLV	24"2
3	Bennett, Joyce Elaine	AUSTRALA	24"3
4	Lurot, Michele	FRANCE	24"7
5	Bartoss, Heldt Erzsebet	HUNGARY	24"9
6	Giron Olivares, E.E.	MEXICO	25"3
	Gorecka, Halina	POLAND	Absent

Weather—Rainy Temperature—14.6°C
Humidity—95.0 per cent Wind—4.97 m Fair Wind

Heat B

1	Cobian, Miguelina	CUBA	23"8
2	Sobotta, Barbara	POLAND	24"1
3	Piotrowski, Irena Maria	CANADA	24"4
4	Aigner, Inge	AUSTRIA	24"7
5	Ritchie, Susana Isabel	ARGENTIN	24"7
	Nemeshazi, Marko Margit	HUNGARY	Absent
	Wieslander, Ulla-Britt	SWEDEN	Absent

Weather—Rainy Temperature—14.6°C
Humidity—95.0 per cent Wind—3.44 m Fair Wind

Heat C

1	Burvill, Margaret Ann	AUSTRALA	24"2
2	Jacob, Heilwig	GERMANY	24"2
3	Gaida, Galina	U.S.S.R.	24"4
4	Thompson, Deborah A.	U.S.A.	24"6
5	Muyanca, Irene P.M.	UGANDA	27"6
	Ahanotu, Clarice	NIGERIA	Absent
	Mitchell, Jean	PANAMA	Absent
Weather—Rainy		Temperature—14.6°C	
Humidity—95.0 per cent		Wind—3.03 m Fair Wind	

Heat D

1	Samotesova, Ludmila	U.S.S.R.	23"8
2	Hyman, Dorothy	BRITAIN	24"0
3	Brown, Vivian Delors	U.S.A.	24"1
4	Sydranski, Louise M.	ISRAEL	24"6
5	Mair, Adlin V.	JAMAICA	25"0
6	Soraja, Kusolwan	THAILAND	26"1
7	Daniel, Marcella	PANAMA	26"6
Weather—Rainy		Temperature—14.6°C	
Humidity—95.0 per cent		Wind—0.98 m Fair Wind	

Heat E

1	McGuire, Edith Maire	U.S.A.	23"4
2	Black, Marilyn Mary	AUSTRALA	23"7
3	Morris, Una L.	JAMAICA	24"2
4	Sulaiman, Mona	PHILPINS	25"4
5	Song, Yang Ja	KOREA	26"5
	Heine, Jutta	GERMANY	Disqualified
	Itkina, Maria	U.S.S.R.	Absent
Weather—Rainy		Temperature—14.6°C	
Humidity—95.0 per cent		Wind—2.86 m Fair Wind	

Final 14.40 Oct. 19

1	McGuire, Edith Marie	U.S.A.	23"0	NOR
2	Kirszenstein, Irena	POLAND	23"1	NOR
3	Black, Marilyn Mary	AUSTRALA	23"1	NOR
4	Morris, Una L.	JAMAICA	23"5	
5	Samotesova, Ludmila	U.S.S.R.	23"5	
6	Sobotta, Barbara	POLAND	23"9	
7	Simpson, Janet Mary	BRITAIN	23"9	
8	Arden, Daphne	BRITAIN	24"0	
Weather—Fine		Temperature—19.2°C		
		Humidity—40.0 per cent		Wind—0.80 m Fair Wind

400 m 17 countries 23 competitors

WR 51"9 G. D. Shin N. KOREA 1962
(New event, no previous winner)

Heat F

1	Kirszenstein, Irena	POLAND	23"8
2	Arden, Daphne	BRITAIN	24"2
3	Porter, Doreen Helen	NETHLAND	24"2
4	Pollmann, Erika	GERMANY	24"4
5	Izawa, Makiko	JAPAN	25"4
6	Oakley, Delceita Lucia	PANAMA	26"2
7	Yeh, Chu Mei	TAIWAN	27"1
Weather—Rainy		Temperature—14.6°C	
Humidity—95.0 per cent		Wind—4.09 m Fair Wind	

Semi-Final Oct. 18

Heat A 14.25

1	McGuire, Edith Marie	U.S.A.	23"3
2	Kirszenstein, Irena	POLAND	23"6
3	Simpson, Janet Mary	BRITAIN	23"7
4	Arden, Daphne	BRITAIN	24"0
5	Burvill, Margaret Ann	AUSTRALA	24"3
6	Lehocka, Eva	CZECHSLV	24"5
7	Bennett, Joyce Elaine	AUSTRALA	24"7
	Cobian, Miguelina	CUBA	Disqualified
Weather—Rainy		Temperature—14.0°C	
Humidity—97.0 per cent		Wind—0.91 m Fair Wind	

Heat B

1	Black, Marilyn Mary	AUSTRALA	23"4
2	Samotesova, Ludmila	U.S.S.R.	23"7
3	Morris, Una L.	JAMAICA	23"7
4	Sobotta, Barbara	POLAND	23"7
5	Hyman, Dorothy	BRITAIN	23"9
6	Porter, Doreen Helen	NETHLAND	24"0
7	Jacob, Heilwig	GERMANY	24"1
8	Brown, Vivian Delors	U.S.A.	24"3
Weather—Rainy		Temperature—14.0°C	
Humidity—97.0 per cent		Wind—3.24 m Fair Wind	

1st Round Oct. 15

Heat A 11.00

1	Munkacsi, Antonia	HUNGARY	54"4
2	Van Der Zwaard, M.C.	NETHLAND	54"8
3	Cuthbert, Betty	AUSTRALA	56"0
4	Grievesson, Elizabeth Joy	BRITAIN	56"8
5	Ogawa, Kiyoko	JAPAN	57"6
6	D Souza, Stephanie	INDIA	58"0
7	Maisack, Erna	GERMANY	58"6
8	Ramazan, Aldaanish	MONGOLIA	60"8
Weather—Fine		Temperature—21.4°C	
Humidity—51.0 per cent		Wind—2.90 m (N)	

Heat B

1	Itkina, Maria	U.S.S.R.	54"9
2	Buscher, Margret	GERMANY	55"3
3	Morris, Una L.	JAMAICA	55"3
4	Kyle, Maeve E.E.	IRELAND	55"4
5	Smith, Janell L.	U.S.A.	55"5
6	Kippax, Patricia Ann	BRITAIN	55"5
7	Hoffman, Abigail	CANADA	55"9
8	Charanggool, Samroey	THAILAND	64"0
Weather—Fine		Temperature—21.4°C	
Humidity—51.0 per cent		Wind—2.90 m (N)	

Heat C

1	Packer, Ann Elizabeth	BRITAIN	53"1
2	Amoore, Judith Florence	AUSTRALA	53"8
3	Lebret, Evelyne	FRANCE	54"8
4	Schmidt, Gertrud	GERMANY	55"1
5	Kazi, Olga	HUNGARY	56"5
6	M. Rajamani	MALAYSIA	57"8
7	Han, Myung Hee	KOREA	58"7
Weather—Fine		Temperature—21.4°C	
Humidity—51.0 per cent		Wind—2.90 m (N)	

Weather—Fine Temperature—21.4°C
Humidity—51.0 per cent Wind—2.90 m (N)

Semi-Final Oct. 16

Heat A 14.15			
1	Packer, Ann Elizabeth	BRITAIN	52"7
2	Cuthbert, Betty	AUSTRALA	53"8
3	Munkacsi, Antonia	HUNGARY	54"0
4	Lebret, Evelyne	FRANCE	54"5
5	Grieverson, Elizabeth J.	BRITAIN	54"8
6	Morris, Una L.	JAMAICA	54"9
7	Buscher, Margert	GERMANY	55"2
8	Ogawa, Kiyoko	JAPAN	57"1
Weather—Fine		Temperature—21.9°C	
Humidity—43.0 per cent		Wind—1.00 m (SW)	

Heat B

1	Amoore, Judith Florence	AUSTRALA	53"3
2	Itkina, Maria	U.S.S.R.	53"5
3	Van Der Zwaard, M.C.	NETHLAND	54"1
4	Schmidt, Gertrud	GERMANY	54"2
5	Kippax, Patricia Ann	BRITAIN	54"4
6	Smith, Janell L.	U.S.A.	54"5
7	Kyle, Maeve E.E.	IRELAND	55"3
	Kazi, Olga	HUNGARY	Absent
Weather—Fine		Temperature—21.9°C	
Humidity—43.0 per cent		Wind—1.00 m (SW)	

Weather—Fine Temperature—21.9°C
Humidity—43.0 per cent Wind—1.00 m (SW)

Final 15.40 Oct. 17

1	Cuthbert, Betty	AUSTRALA	52"0
2	Packer, Ann Elizabeth,	BRITAIN	52"2
3	Amoore, Judith Florence	AUSTRALA	53"4
4	Munkacsi, Antonia	HUNGARY	54"4
5	Itkina, Maria	U.S.S.R.	54"6
6	Van Der Zwaard, M.C.	NETHLAND	55"2
7	Schmidt, Gertrud	GERMANY	55"4
8	Lebret, Evelyne	FRANCE	55"5

Weather—Fine Temperature—23.2°C Humidity—66.0 per cent Wind—2.50 m (S)

Women's 400 m medalists from left ③ J. Amoore (AUS), ① B. Cuthbert (AUS), ② A. Packer (GBI)

Les femmes titulaires de médailles pour 400 m. De gauche à droite ③ J. Amoore (AUS), ① B. Cuthbert (AUS), ② A. Packer (GBI)





Finish of the women's 800 m Arrivée des 800 m, femmes

800 m 15 countries 23 competitors 1 absent

WR	2'01"2	D. Willis	AUSTRALA	1962
OR	2'04"3	L. Shevcova	U.S.S.R.	1960

Previous Olympic Winners

1928	L. Radke-Batschauer	GERMANY	2'16"8
1960	L. Shevcova	U.S.S.R.	2'04"3

1st Round Oct. 18

Heat A 10.30 (The first five and the fastest loser qualify Semi-finals.)

1	Dupureur, Maryvonne	FRANCE	2'04"5
2	Chamberlain, Ann M.	NZEALAND	2'06"8
3	Szabo, Nagy Zsuzsa	HUNGARY	2'07"7
4	Mukhanova, Vera	U.S.S.R.	2'08"8
5	Packer, Ann Elizabeth	BRITAIN	2'12"6
6	Kaufmann, Waltraud	GERMANY	2'14"6
7	Andersen, Jette	DENMARK	2'15"2
8	Hoffman, Abigail	CANADA	2'17"4
Weather—Rainy		Temperature—14.4°C	
Humidity—95.0 per cent		Wind—1.40 m (N)	

Heat B

1	Hodson, Mary	BRITAIN	2'08"5
2	Worner, A Nita	GERMANY	2'08"6
3	Skobtsova, Zoya	U.S.S.R.	2'08"6
4	Kraan, Gerarda Maria	NETHLAND	2'09"8
5	Kyle, Maeve E.E.	IRELAND	2'11"3
6	Knott, Sandra Phyllis	U.S.A.	2'12"2
7	Ramazan, Aldaanish	MONGOLIA	2'21"1
	Willis, Dixie Isobel	AUSTRALA	Absent
Weather—Rainy		Temperature—14.4°C	
Humidity—95.0 per cent		Wind—1.40 m (N)	

Heat C

1	Smith, Anne Rosemary	BRITAIN	2'08"0
2	Gleichfeld, Antje	GERMANY	2'08"2
3	Erik, Laine	U.S.S.R.	2'08"3
4	Farkas, Gizela	YUGOSLAV	2'08"7
5	Van Eyck-Vos, Jannie	NETHLAND	2'09"1
6	Kazi, Olga	HUNGARY	2'12"1
7	Kisaki, Masako	JAPAN	2'18"6
8	Han, Myung Hee	KOREA	2'22"7
Weather—Rainy		Temperature—14.4°C	
Humidity—95.0 per cent		Wind—1.40 m (N)	

Semi-Final Oct. 19

Heat A 14.20

1	Dupureur, Maryvonne	FRANCE	2'04"1	NOR
2	Gleichfeld, Antje	GERMANY	2'04"6	
3	Erik, Laine	U.S.S.R.	2'04"7	
4	Smith, Anne Rosemary	BRITAIN	2'04"8	
5	Mukhanova, Vera	U.S.S.R.	2'04"8	
6	Van Eyck-Vos, Jannie	NETHLAND	2'05"7	
7	Hodson, Mary	BRITAIN	2'07"1	
8	Kazi, Olga	HUNGARY	2'10"2	
Weather—Fine		Temperature—19.5°C		
Humidity—40.0 per cent		Wind—0.60 m (NW)		

Heat B

1	Chamberlain, Ann M.	NZEALAND	2'04"6
2	Szabo, Nagy Zsuzsa	HUNGARY	2'05"1
3	Packer, Ann Elizabeth	BRITAIN	2'06"0
4	Kraan, Gerarda Maria	NETHLAND	2'06"2
5	Worner, A Nita	GERMANY	2'07"1
6	Skobtsova, Zoya	U.S.S.R.	2'07"4
7	Farkas, Gizela	YUGOSLAV	2'09"9
8	Kyle, Maeve E.E.	IRELAND	2'12"9
Weather—Fine		Temperature—19.5°C	
Humidity—40.0 per cent		Wind—0.60 m (NW)	

Final 15.30 Oct. 20

1	Packer, Ann Elizabeth	BRITAIN	2'01"1	NWR, NOR
2	Dupureur, Maryvonne	FRANCE	2'01"9	NOR
3	Chamberlain, Ann M.	NZEALAND	2'02"8	NOR
4	Szabo, Nagy Zsuzsa	HUNGARY	2'03"5	NOR
5	Gleichfeld, Antje	GERMANY	2'03"9	NOR
6	Erik, Laine	U.S.S.R.	2'05"1	
7	Kraan, Gerarda Maria	NETHLAND	2'05"8	
8	Smith, Anne Rosemary	BRITAIN	2'05"8	

Weather—Cloudy Temperature—15.5°C Humidity—85.0 per cent Wind—1.60 m (N)

80 m Hurdles—80 m Haies

19 countries 27 competitors 1 disqualified 4 absent

WR	10"5	G. Birkemeyer	GERMANY	1960
		B. Moore	AUSTRALA	1962
		K. Balzer	GERMANY	1964
		I. Press	U.S.S.R.	1964
OR	10"6	I. Press	U.S.S.R.	1960

Heat C

1	Piatkowska, Maria	POLAND	10"6
2	Kilborn, Pamela	AUSTRALA	10"7
3	Talysheve, Tatyana	U.S.S.R.	10"9
4	O Neal, Leahseneth	U.S.A.	10"9
5	Smith, Carmen L.	JAMAICA	11"8
6	Yeh, Chu Mei	TAIWAN	12"1
	Kopp, Zenta	GERMANY	Absent
	Rand, Mary Denise	BRITAIN	Absent

Weather—Rainy Temperature—13.5°C
Humidity—97.0 per cent Wind—6.44 m Fair Wind

Previous Olympic Winners

1932	M. Didrikson	U.S.A.	11"7
1936	T. Valla	ITALY	11"7
1948	F. Blankers-Koen	NETHLAND	11"2
1952	S.B. Strickland De La Hunty	AUSTRALA	10"9
1956	S.B. Strickland De La Hunty	AUSTRALA	10"7
1960	I. Press	U.S.S.R.	10"8

Heat D

1	Bonds, Rosie	U.S.A.	10"6
2	Yoda, Ikuko	JAPAN	10"7
3	Ciepla, Teresa Barbara	POLAND	10"7
4	Stamejcic, Draga	YUGOSLAV	10"8
5	Wingerson, Jennifer Anne	CANADA	11"1
6	Aigner, Inge	AUSTRIA	11"2
7	Musani, Mary	UGANDA	12"9
	Guenard, Denise	FRANCE	Absent

Weather—Rainy Temperature—13.5°C
Humidity—97.0 per cent Wind—4.16 m Fair Wind

1st Round Oct. 18**Heat A** 14.50

1	Balzer, Karin	GERMANY	10"7
2	Bystrova, Galina	U.S.S.R.	10"9
3	Hart, Rose	GHANA	11"3
4	Kerkova, Snejana Angelova	BULGARIA	11"5
5	Dunn, Lorraine	PANAMA	11"5
	Snider, Amy Marion	CANADA	Disqualified
	Hinten, Amelia A.J.	NETHLAND	Absent

Weather—Rainy Temperature—14.0°C
Humidity—97.0 per cent Wind—0.90 m Fair Wind

Semi-Final Oct. 19**Heat A** 14.00

1	Kilborn, Pamela	AUSTRALA	10"6 TOR
2	Ciepla, Teresa Barbara	POLAND	10"7
3	Press, Irina	U.S.S.R.	10"8
4	Bonds, Rosie	U.S.A.	10"8
5	Mcintosh, Avis	NZEALAND	10"9
6	Talysheva, Tatyana	U.S.S.R.	10"9
7	Diel, Gundula	GERMANY	11"0
8	Kerkova, Snejana Angelova	BULGARIA	11"4

Weather—Fine Temperature—19.5°C
Humidity—40.0 per cent Wind—0.13 m Fair Wind

Heat B

1	Press, Irina	U.S.S.R.	10"7
2	Pryce, Patricia Anne	BRITAIN	10"8
3	Mcintosh, Avis	NZEALAND	10"8
4	Diel, Gundula	GERMANY	10"9
5	Sherrard, Cherrie	U.S.A.	11"0
6	Canguio, Marlene	FRANCE	11"0
7	Chi, Cheng	TAIWAN	11"1
8	Norrund, Sirkka Marjatta	FINLAND	11"2

Weather—Rainy Temperature—14.0°C
Humidity—97.0 per cent Wind—2.54 m Fair Wind

Heat B

1	Balzer, Karin	GERMANY	10"6 TOR
2	Yoda, Ikuko	JAPAN	10"7
3	Stamejcic, Draga	YUGOSLAV	10"7
4	Piatkowska, Maria	POLAND	10"7
5	Pryce, Patricia Anne	BRITAIN	10"7
6	Bystrova, Galina	U.S.S.R.	10"8
7	O Neal, Leahseneth	U.S.A.	10"9
8	Hart, Rose	GHANA	11"1

Weather—Fine Temperature—19.5°C
Humidity—40.0 per cent Wind—1.71 m Fair Wind

Women's 80 m Hurdles from right ① K. Balzer (GER), ③ P. Kilborn (AUS), ② T. Ciepla (POL)

80 m Haies, femmes ; à partir de la droite ① K. Balzer (GER), ③ P. Kilborn (AUS), ② T. Ciepla (POL)



Final 15.20 Oct. 19

1	Balzer, Karin	GERMANY	10"5
2	Ciepla, Teresa Barbara	POLAND	10"5
3	Kilborn, Pamela	AUSTRALA	10"5
4	Press, Irina	U.S.S.R.	10"6
5	Yoda, Ikuko	JAPAN	10"7
6	Piatkowska, Maria	POLAND	10"7
7	Stamejcic, Draga	YUGOSLAV	10"8
8	Bonds, Rosie	U.S.A.	10"8

Weather—Fine Temperature—18.6° Humidity—45.0 per cent Wind—2.23 m Fair Wind

4X100 m 15 countries 15 teams

WR	44"3	U.S.A.	1961
OR	44"4	U.S.A.	1960

Previous Olympic Winners

1928	CANADA	48"4	1952	U.S.A.	45"9
1932	U.S.A.	47"0	1956	AUSTRALA	44"5
1936	U.S.A.	46"9	1960	U.S.A.	44"5
1948	NETHLAND	47"5			

1st Round Oct. 20

Heat A 10.20

1	POLAND	(1) Ciepla, Teresa Barbara	(2) Kirszenstein, Irena	
		(3) Gorecka, Halina	(4) Klobukowska, Ewa	44"6
2	BRITAIN	(1) Simpson, Janet Mary	(2) Rand, Mary Denise	
		(3) Arden, Daphne	(4) Hyman, Dorothy	44"9
3	U.S.S.R.	(1) Gaida, Galina	(2) Latse, Renata	
		(3) Samotesova, Ludmila	(4) Popova, Galina	44"9
4	AUSTRALA	(1) Bowering, Dianne Marie	(2) Black, Marilyn Mary	
		(3) Burvill, Margaret Ann	(4) Bennett, Joyce Elaine	45"2
5	JAMAICA	(1) Mair, Adlin V.	(2) Morris, Una L.	
		(3) Charlton, Vilma B.	(4) Smith, Carmen L.	46"0
6	PANAMA	(1) Oakley, Delceita Lucia	(2) Dunn, Lorraine	
		(3) Mitchell, Jean	(4) Daniel, Marcella	47"6
7	KOREA	(1) Park, Hi Sook	(2) Han, Myung Hee	
		(3) Lee, Hak Ja	(4) Song, Yang Ja	50"1

Weather—Rainy Temperature—12.5°C Humidity—90.0 per cent Wind—1.30 m (N)

Heat B

1	U.S.A.	(1) White, Willye B. (3) White, Marilyn Elaine	(2) Tyus, Wyomia (4) McGuire, Edith Marie	44"8
2	GERMANY	(1) Frisch, Karin (3) Pensberger, Martha	(2) Pollmann, Erika (4) Heine, Jutta	45"0
3	HUNGARY	(1) Bartoss, Heldt Erzsebet (3) Munkacsi, Antonia	(2) Nemeshazi, Marko Margit (4) Such, Ida	45"9
4	FRANCE	(1) Ganguio, Marlene (3) Lurot, Michele	(2) Gueneau, Daniele (4) Guenard, Denise	46"0
5	ARGENTIN	(1) Formeiro, Maria Margarita (3) Farina, Evelia Mabel	(2) Ritchie, Susana Isabel (4) Kaufmanas, Alicia Adela	46"7
6	JAPAN	(1) Ezoe, Reiko (3) Miyamoto, Etsuko	(2) Yoda, Ikuko (4) Inoguchi, Takako	47"0
7	PHILPINS	(1) Molinos, Aida O. (3) Restar, Nelly R.	(2) Barcenas, Loretta A. (4) Sulaiman, Mona	48"8
8	THAILAND	(1) Dechdumrong, Preya (3) Yimploy, Busbong	(2) Soraja, Kusolwan (4) Charanggool, Samroey	50"3
Weather—Rainy		Temperature—12.5°C	Humidity—90.0 per cent	Wind—1.30 m (N)

Finish of the women's 4X100 m relay. The first three places were World and Olympic records.

Arrivée du relais femmes 4X100 m. Les trois premiers détenaient le record du Monde et le record Olympique.



Final 14.20		Oct. 21			
1	POLAND	(1) Ciepla, Teresa Barbara	(2) Kirszenstein, Irena	43"6	NWR, NOR
		(3) Gorecka, Halina	(4) Klobukowska, Ewa		
2	U.S.A.	(1) White, Willye B.	(2) Tyus, Wyomia	43"9	NWR, NOR
		(3) White, Marilyn Elaine	(4) McGuire, Edith Marie		
3	BRITAIN	(1) Simpson, Janet Mary	(2) Rand, Mary Denise	44"0	NWR, NOR
		(3) Arden, Daphne	(4) Hyman, Dorothy		
4	U.S.S.R.	(1) Gaida, Galina	(2) Latse, Eenata	44"4	TOR
		(3) Samotesova, Ludmila	(4) Popova, Galina		
5	GERMANY	(1) Frisch, Karin	(2) Pollmann, Erika	44"7	
		(3) Pensberger, Martha	(4) Heine, Jutta		
6	AUSTRALIA	(1) Bowering, Dianne Marie	(2) Black, Marilyn Mary	45"0	
		(3) Burvill, Margaret Ann	(4) Bennett, Joyce Elaine		
7	HUNGARY	(1) Bartoss, Heldt Erzsebet	(2) Nemeshazi, Marko Margit	45"2	
		(3) Munkacsi, Antonia	(4) Such, Ida		
8	FRANCE	(1) Canguio, Marlene	(2) Gueneau, Daniele	46"1	
		(3) Lurot, Michele	(4) Guenard, Denise		
Weather—Cloudy		Temperature—19.6°C	Humidity—78.0 per cent	Wind—0.30 m (WSW)	



High Jump=Saut en Hauteur 18 countries 27 competitors 3 disqualified

WR	1.91	I. Balas	RUMANIA	1961
OR	1.85	I. Balas	RUMANIA	1960

Previous Olympic Winners

1928	E. Catherwood	CANADA	1.59 m
1932	J. Shiley	U.S.A.	1.60 m
1936	I. Csak	HUNGARY	1.60 m
1948	A. Coachman	U.S.A.	1.68 m
1952	E. Brand	S. AFRICA	1.67 m
1956	M. L. McDaniel	U.S.A.	1.76 m
1960	I. Balas	RUMANIA	1.85 m

Qualification Round	Qualification Standard, 1.70 m	10.00	Oct. 15				J. F.	Result	
Slaap, Frances Mary	BRITAIN	---	○	○	---	○	3 0	1.70	Qualified
Ruger, Karin	GERMANY	○	○	XO	○	XXX	5 1	1.68	"
Pulic, Olga	YUGOSLAV	---	XO	XO	○	○	6 2	1.70	"
Brown, Michele Mary	AUSTRALA	---	---	○	---	○	2 0	1.70	"
Kupferschmied, Gerda	GERMANY	○	○	XO	XO	XO	8 3	1.70	"
Lamdani, Michal	ISRAEL	○	○	XO	XXX		4 1	1.65	
Kostenko, Galina	U.S.S.R.	○	○	○	XXX		3 0	1.65	
Mathews, Gwenda Mary	BRITAIN	○	○	○	XXX		3 0	1.65	
Baskerville, Estelle	U.S.A.	○	○	XO	XXX		4 1	1.65	
Langer, Doris	GERMANY						0 0	X	
Knowles, Linda Yvonne	BRITAIN	○	○	XXX			2 0	1.60	
Leenasen, Tipapan	THAILAND	XXX					0 0	X	
Kaarna, Leena Kyllikki	FINLAND	○	○	XO	XXO	XXX	7 3	1.68	"
Woodhouse, Robyn	AUSTRALA	○	○	○	○	○	5 0	1.70	"
Chenchik, Taissa	U.S.S.R.	---	○	○	○	XO	5 1	1.70	"
Montgomery, Eleanor Inez	U.S.A.	---	---	○	XXO	○	5 2	1.70	"
Flegel, Ulla	AUSTRALA	XO	○	XXO	XO	XXX	8 4	1.68	"
Gerace, Dianne Roberta	CANADA	---	---	○	---	○	2 0	1.70	"
Torii, Mitsuko	JAPAN	○	XO	XXX			3 1	1.60	
Lagrosas, Lolita R.	PHILPINS	○	XXX				1 0	1.55	
Okoli, Amelia	NIGERIA	---	XO	○	XXX		3 1	1.65	
Dos Santos, Aida	BRAZIL	---	○	○	○	○	4 0	1.70	"
Balas, Iolanda	RUMANIA	---	---	○	---	○	2 0	1.70	"
Bieda, Jaroslawa	POLAND	---	○	○	○	○	4 0	1.70	"
Brown, Terrezene	U.S.A.	---	---	○	XO	XXX	3 1	1.68	"
Sykora, Liesl	AUSTRALA	XO	XXO	XXO	XXX		8 5	1.65	
Biatmaku, Fatmeh-Nazli	IRAN	XXX					0 0	X	

(○ Cleared, X Failed, - Passed, F. Number of Failures, J. Number of Trials)

Beginning	10.10	Weather—Fair	Temperature—20.2°C	Humidity—60.0 per cent	Wind—2.00 m (N)
End	12.01	Weather—Fair	Temperature—23.0°C	Humidity—48.0 per cent	Wind—2.30 m (N)

Final 14.00 Oct. 15

		1.55	1.60	1.65	1.68	1.71	1.74	1.76	1.78	1.80	1.82	1.86	1.90	1.92	J.	F.	Result
1	Balas, Iolanda	RUMANIA	---	---	○	---	○	---	○	○	○	○	○	XXX	8	0	1.90 NOR
2	Brown, Michele M.	AUSTRALA	---	---	○	---	○	---	○	X○	X○	XXX			7	2	1.80
3	Chenchik, Taisia	U.S.S.R.	---	---	○	○	X○	○	XX○	○	XXX				9	3	1.78
4	Dos Santos, Aida	BRAZIL	---	○	○	○	○	○	XXX						5	0	1.74
5	Gcrace, Dianne Rokerta	CANADA	---	---	○	---	○	XXX							2	0	1.71
6	Slaap, Frances Mary	BRITAIN	---	---	○	○	○	XXX							3	0	1.71
7	Pulic, Olga	YUGOSLAV	---	○	○	○	○	XXX							4	0	1.71
8	Montgomery, Eleanor I.	U.S.A.	---	---	X○	X○	○	XXX							5	2	1.71
9	Ruger, Karin	GERMANY	---	○	X○	X○	X○	XXX							7	3	1.71
10	Bieda, Jaroslawa	POLAND	---	○	○	X○	XX○	XXX							7	3	1.71
11	Woodhouse, Robyn	AUSTRALA	○	○	○	X○	XX○	XXX							8	3	1.71
12	Kupferschmied, Gerda	GERMANY	---	○	○	○	XXX								3	0	1.68
13	Kaarna, Leena Kyllikk	FINLAND	○	X○	X○		XXX								5	2	1.65
	Flegel, Ulla	AUSTRIA	---	---	XXX												X
	Brown, Terzezene	U.S.A.	---	---	XXX												X
Beginning	14.15	Weather—Fair	Temperature—23.8°C			Humidity—42.0 per cent			Wind—2.20 m (N)								
End	17.35	Weather—Fair	Temperature—18.0°C			Humidity—67.0 per cent			Wind—2.30 m (N)								

Long Jump=Saut en Longueur 20 countries 31 competitors 1 absent

WR	6.70	T. Schelkanova	U.S.S.R.	1964
OR	6.37	V. Krepkina	U.S.S.R.	1960

Previous Olympic Winners

1948	O. Gyarmati	HUNGARY	5.69 m
1952	Y. Williams	NZEALAND	6.24 m
1956	E. Krzesinska	POLAND	6.35 m
1960	V. Krepkina	U.S.S.R.	6.37 m

Qualification Round	Qualification Standard, 6.00 m	10.00 Oct. 14				Qualified	
		1st	2nd	3rd	Best		
Anum, Alice	GHANA	5.45 m	5.27 m (0.70 m F)	4.80 m (2.07 m F)	5.45 m		
Kispal, Skultety Etelka	HUNGARY	5.69 m	5.64 m (0.08 m A)	5.48 m (0.04 m F)	5.69 m		
Hansen, Nina Ella Damkjar	DENMARK	5.89 m	5.73 m (0.98 m A)	5.58 m (2.25 m F)	5.89 m		
Koumaru, Emiko	JAPAN	5.26 m (0.60 m F)	5.44 m (1.88 m F)	5.66 m (1.79 m F)	5.66 m		
Laufer, Hildrun	GERMANY	X	6.28 m (1.94 m F)	—	6.28 m		
Bijleveld, Johanna C.A.	NETHLAND	X	6.02 m (1.02 m F)	—	6.02 m		
Trio, M. Vittoria	ITALY	6.18 m (1.17 m F)	—	—	6.18 m		
Hoffmann, Helga	GERMANY	6.44 m (2.21 m F)	—	—	6.44 m		
Grissom, Joann Terry	U.S.A.	5.65 m (2.24 m F)	5.59 m (0.36 m A)	5.91 m (3.53 m F)	5.91 m		
Chuiko, Aida	U.S.S.R.	5.71 m (2.22 m F)	5.88 m (2.12 m F)	6.00 m (1.73 m F)	6.00 m		
Becker, Ingrid	GERMANY	*6.37 m (1.81 m F)	—	—	6.37 m		TOR
Parkin, Sheila	BRITAIN	6.04 m (1.06 m F)	—	—	6.04 m		
Rand, Mary Denise	BRITAIN	*6.52 m (0.81 m F)	—	—	6.52 m		NOR
Lagosas, Lolita R.	PHILPINS	5.18 m (0.74 m F)	5.52 m (0.76 m F)	5.19 m (1.28 m F)	5.52 m		
Viscopoleanu, Viorica	RUMANIA	X	*6.37 m (1.45 m F)	—	6.37 m		TOR
Jamieson, Louie Alexander	BRITAIN	6.00 m (1.50 m F)	—	—	6.00 m		
Chi, Cheng	TAIWAN	5.67 m (3.63 m F)	5.64 m (1.61 m F)	X	5.67 m		
Safa-Mehr, Simin	IRAN	5.06 m (2.33 m F)	4.99 m (3.69 m F)	4.80 m (1.81 m F)	5.06 m		

		1st	2nd	3rd	Best	
Kilborn, Pamela	AUSTRALA					Absent
Kishimoto, Sachiko	JAPAN	5.87 m (2.06 m F)	5.80 m (3.01 m F)	5.70 m (3.71 m F)	5.87 m	
White, Willye B.	U.S.A.	6.28 m (0.37 m F)	—	—	6.28 m	Qualified
Hokland, Oddrun Helene	NORWAY	5.90 m (1.75 m F)	5.93 m (3.40 m F)	6.03 m (4.16 m F)	6.03 m	"
Talysheva, Tatyana	U.S.S.R.	6.08 m (0.80 m F)	—	—	6.08 m	"
Kirszenstein, Irena	POLAND	5.80 m (1.41 m F)	6.43 m (3.29 m F)	—	6.43 m	"
Frith, Helen Audrey Ray	AUSTRALA	5.83 m (2.08 m F)	5.71 m (2.09 m F)	5.83 m (2.96 m F)	5.83 m	
Farina, Evelia Mabel	ARGENTIN	5.56 m (1.89 m F)	5.39 m (4.19 m F)	5.57 m (2.26 m F)	5.57 m	
Schelkanova, Tatyana	U.S.S.R.	6.32 m (2.60 m F)	—	—	6.32 m	"
Han, Jook Hee	KOREA	5.38 m (2.91 m F)	5.45 m (3.02 m F)	5.25 m (1.38 m F)	5.45 m	
Jorgova, Diana Hristova	BULGARIA	X	X	6.11 m (2.51 m F)	6.11 m	"
Watson, Martha Rae	U.S.A.	X	5.94 m (3.56 m F)	5.88 m (2.47 m F)	5.94 m	
Kaufmanas, Alicia Adela	ARGENTIN	X	X	5.29 m (5.52 m F)	5.29 m	
Berthelsen, Berit	NORWAY	X	6.32 m (3.78 m F)	—	6.32 m	"

(F—Fair Wind, A—Against Wind)

Beginning	10.13,	Weather—Rainy	Temperature—16.7°C	Humidity—94.0 per cent	Wind—1.30 m (N)
End	11.09,	Weather—Rainy	Temperature—16.3°C	Humidity—94.0 per cent	Wind—1.30 m (N)

Competition Proper 15.00 Oct. 14

		1st	2nd	3rd	4th	5th	6th	Best		
1	Rand, Mary Denise	BRITAIN	*6.59 m (1.32 m F)	*6.56 m (1.82 m A)	*6.57 m (2.54 m A)	*6.63 m (1.16 m F)	*6.76 m (1.69 m A)	*6.61 m (1.73 m A)	6.76 m	NWR NOR
2	Kirszenstein, Irena	POLAND	5.86 m (1.77 m A)	*6.43 m (0.07 m A)	*6.56 m (0.44 m A)	6.03 m (1.74 m A)	*6.60 m (1.77 m A)	X (1.70 m A)	6.60 m	NOR
3	Schelkanova, Tatyana	U.S.S.R.	6.21 m (3.36 m A)	6.09 m (0.41 m A)	*6.42 m (1.29 m A)	6.34 m (1.48 m A)	*6.39 m (1.69 m A)	X (0.85 m A)	6.42 m	NOR
4	Becker, Ingrid	GERMANY	5.97 m (1.27 m A)	6.24 m (0.62 m F)	6.34 m (1.45 m A)	6.25 m (2.11 m A)	*6.38 m (1.34 m A)	*6.40 m (0.10 m A)	6.40 m	NOR
5	Viscopoleanu, Viorica	RUMANIA	X	6.35 m (1.66 m A)	X	6.32 m (1.51 m A)	X	6.32 m (2.00 m A)	6.35 m	
6	Jorgova, Diana Hristova	BULGARIA	6.24 m (0.66 m A)	6.01 m (0.13 m F)	6.21 m (2.04 m A)	—	5.63 m (1.73 m A)	6.06 m (1.16 m A)	6.24 m	
7	Laufer, Hildrun	GERMANY	6.06 m (0.63 m F)	6.24 m (1.47 m A)	6.04 m (1.06 m F)				6.24 m	
8	Hoffmann, Helga	GERMANY	6.03 m (2.56 m A)	6.23 m (1.15 m F)	X				6.23 m	
9	Berthelsen, Berit	NORWAY	6.19 m (1.19 m A)	X	6.03 m (1.93 m A)				6.19 m	
10	Talysheva, Tatyana	U.S.S.R.	6.18 m (1.47 m A)	6.04 m (1.30 m F)	6.03 m (2.34 m A)				6.18 m	
11	Chuiiko, Aida	U.S.S.R.	6.13 m (0.93 m F)	5.53 m (1.94 m A)	X				6.13 m	
12	White, Willye B.	U.S.A.	5.90 m (1.90 m A)	5.65 m (2.46 m A)	6.07 m (1.46 m A)				6.07 m	
13	Parkin, Sheila	BRITAIN	4.77 m (0.87 m A)	X	6.04 m (1.65 m A)				6.04 m	
14	Trio, M. Vittoria	ITALY	X	5.98 m (0.70 m F)	5.82 m (1.36 m A)				5.98 m	
15	Bijleveld, Johanna C. A.	NETHLAND	5.77 m (3.20 m A)	5.88 m (0.03 m F)	5.93 m (1.64 m A)				5.93 m	
16	Hokland, Oddrun Helene	NORWAY	5.54 m (2.46 m A)	5.61 m (1.84 m A)	5.68 m (1.16 m F)				5.68 m	
17	Jamieson, Louie Alexander	BRITAIN	5.64 m (2.32 m A)	5.65 m (1.74 m A)					5.65 m	

(F—Fair Wind, A—Against Wind)

Beginning	15.03,	Weather—Cloudy	Temperature—18.2°C	Humidity—85.0 per cent	Wind—0.50 m (N)
End	17.05,	Weather—Cloudy	Temperature—18.5°C	Humidity—85.0 per cent	Wind—0.70 m (N)

Shot Put=Lancement du poids 12 countries 17 competitors

WR	18.55	T. Press	U.S.S.R.	1962
OR	17.32	T. Press	U.S.S.R.	1960

Previous Olympic Winners

1948	M. Ostermeyer	FRANCE	13.75 m
1952	G. Zybina	U.S.S.R.	15.28 m
1956	T. Tychkevits	U.S.S.R.	16.59 m
1960	T. Press	U.S.S.R.	17.32 m

Qualification Round	Qualification Standard, 15.00 m	Oct. 20				Best	
		1st	2nd	3rd			
Hubner, Johanna	GERMANY	15.38 m	—	—	15.38 m	Qualified	
Peters, Mary Elizabeth	BRITAIN	13.44 m	X	14.46 m	14.46 m		
Geverkof, Juliet	IRAN	X	8.79 m	9.17 m	9.17 m		
Brown, Earlene Dennis	U.S.A.	13.84 m	14.67 m	15.44 m	15.44 m	"	
Obari, Seiko	JAPAN	13.70 m	13.47 m	12.70 m	13.70 m		
Bognar, Judit	HUNGARY	14.44 m	15.52 m	—	15.52 m	"	
Press, Irina	U.S.S.R.	15.67 m	—	—	15.67 m	"	
Christova, Ivanka M.	BULGARIA	15.24 m	—	—	15.24 m	"	
Kleiber, Kontsek Jolan	HUNGARY	14.48 m	14.39 m	14.52 m	14.52 m		
Press, Tamara	U.S.S.R.	16.57 m	—	—	16.57 m	"	
McCredie, Nancy Cranwell	CANADA	15.10 m	—	—	15.10 m	"	
Dashzeveg, Namjilmaa	MONGOLIA				Absent		
Helmbold, Margitta	GERMANY	15.61 m	—	—	15.61 m	"	
Salagean, Ana	RUMANIA	15.31 m	—	—	15.31 m	"	
Garisich-Culmberger, R.	GERMANY	16.32 m	—	—	16.32 m	"	
Zybina, Galina	U.S.S.R.	15.17 m	—	—	15.17 m	"	
Young, Isobel Margaret	NZEALAND	16.40 m	—	—	16.40 m	"	
Beginning	10.00	Weather—Rainy	Temperature—12.5°C	Humidity—90.0 per cent	Wind—1.30 m (N)		
End	10.35	Weather—Cloudy	Temperature—13.0°C	Humidity—86.0 per cent	Wind—1.20 m (N)		

Competition Proper	14.00	Oct. 20	Oct. 20						Best	
			1st	2nd	3rd	4th	5th	6th		
1 Press, Tamara	U.S.S.R.	*17.51 m	*17.72 m	17.18 m	16.49 m	X	*18.14 m	18.14 m	NOR	
2 Garisich-Culmberger, R.	GERMANY	*17.41 m	17.10 m	16.38 m	*17.61 m	17.00 m	17.01 m	17.61 m	NOR	
3 Zybina, Galina	U.S.S.R.	*17.38 m	17.25 m	*17.45 m	*17.42 m	16.65 m	*17.36 m	17.45 m	NOR	
4 Young, Isobel Margaret	NZEALAND	17.08 m	15.84 m	16.81 m	17.26 m	17.24 m	17.23 m	17.26 m		
5 Helmbold, Margitta	GERMANY	16.67 m	15.87 m	X	16.60 m	16.91 m	16.34 m	16.91 m		
6 Press, Irina	U.S.S.R.	X	16.50 m	X	15.81 m	15.78 m	16.71 m	16.71 m		
7 McCredie, Nancy Cranwell	CANADA	15.89 m	15.13 m	15.27 m				15.89 m		
8 Salagean, Ana	RUMANIA	15.79 m	15.83 m	15.70 m				15.83 m		
9 Hubner, Johanna	GERMANY	15.77 m	X	X				15.77 m		
10 Christova, Ivanka M.	BULGARIA	15.69 m	X	15.35 m				15.69 m		
11 Bognar, Judit	HUNGARY	15.65 m	X	X				15.65 m		
12 Brown, Earlene Dennis	U.S.A.	14.25 m	13.43 m	14.80 m				14.80 m		
Beginning	14.00	Weather—Cloudy	Temperature—15.7°C	Humidity—80.0 per cent	Wind—0.50 m (N)					
End	15.02	Weather—Cloudy	Temperature—15.9°C	Humidity—80.0 per cent	Wind—1.50 m (N)					

Discus Throw=Lancement du disque 16 countries
22 competitors

WR 59.29 T. Press U.S.S.R. 1963
OR 55.10 N. Ponomaryevo U.S.S.R. 1960

Previous Olympic Winners

1928 H. Konopacka POLAND 39.62 m
1932 L. Copeland U.S.A. 40.58 m
1936 G. Mauermayer GERMANY 47.63 m
1948 M. Ostermeyer FRANCE 41.92 m
1952 N. Romashkova U.S.S.R. 51.42 m
1956 O. Fikotova CZECHSLV 53.69 m
1960 N. Ponomaryeva U.S.S.R. 55.10 m



Women's Discus event winners
Les femmes vainqueurs de Lancement du Disque
① T. Press (URS) ② I. Lotz (GER)
③ L. Manoliu (RUM)

Qualification Round	Qualification Standard, 50.00 m	10.00 Oct. 19				Best	Qualified
		1st	2nd	3rd			
Nemcova, Jirina	CZECHSLV	50.64 m	—	—	50.64 m	Qualified	
Lorenz, Doris	GERMANY	51.58 m	—	—	51.58 m	"	
Young, Isobel Margaret	NZEALAND	48.01 m	51.94 m	—	51.94 m	"	
Stugner, Judit	HUNGARY	48.96 m	48.49 m	52.30 m	52.30 m	"	
Kuznetsova, Eugenia	U.S.S.R.	49.40 m	52.44 m	—	52.44 m	"	
Manoliu, Lia	RUMANIA	47.80 m	53.64 m	—	53.64 m	"	
McCredie, Nancy Cranwell	CANADA	44.91 m	47.27 m	44.75 m	47.27 m		
Kitipongpitaya, Pranee	THAILAND	36.21 m	38.73 m	34.20 m	38.73 m		
De La Vina, Josephine H.	PHILPINS	40.05 m	42.27 m	41.71 m	42.27 m		
Yokoyama, Hiroko	JAPAN	46.19 m	47.18 m	34.48 m	47.18 m		
Lotz, Ingrid	GERMANY	48.38 m	54.82 m	—	54.82 m	"	
Connolly, Olga Fikotova	U.S.A.	49.99 m	53.17 m	—	53.17 m	"	
Park, Young Sook	KOREA	37.50 m	33.27 m	34.97 m	37.50 m		
Bognar, Judit	HUNGARY				Absent		
Press, Tamara	U.S.S.R.	50.28 m	—	—	50.28 m	"	
Geverkof, Juliet	IRAN	X	30.05 m	X	30.05 m		
Limberg, Kriemhild	GERMANY	46.59 m	48.63 m	54.54 m	54.54 m	"	
Angelova, Virginia M.	BULGARIA	54.94 m	—	—	54.94 m	"	
Dashzeveg, Namjilmaa	MONGOLIA	43.37 m	40.26 m	44.55 m	44.55 m		
Catarama, Olimpia	RUMANIA	46.96 m	53.20 m	—	53.20 m	"	
Kleiber, Kontsek Jolan	HUNGARY	52.35 m	—	—	52.35 m	"	
Ponomariova, Nina	U.S.S.R.	44.69 m	44.89 m	50.18 m	50.18 m	"	
Beginning	10.05	Weather—Fair	Temperature—17.2°C	Humidity—50.0 per cent	Wind—1.90 m (N)		
End	11.00	Weather—Fair	Temperature—17.6°C	Humidity—48.0 per cent	Wind—1.40 m (N)		

Competition Proper	14.30	Oct. 19								Best	
			1st	2nd	3rd	4th	5th	6th			
1 Press, Tamara		U.S.S.R.	X	*55.38 m	50.58 m	*55.23 m	*57.27 m	*56.08 m	57.27 m	NOR	
2 Lotz, Ingrid		GERMANY	*57.21 m	X	*55.41 m	X	54.59 m	54.74 m	57.21 m	NOR	
3 Manoliu, Lia		RUMANIA	*55.90 m	X	X	*56.09 m	*56.97 m	X	56.97 m	NOR	
4 Angelova, Virginia M.		BULGARIA	47.38 m	*56.56 m	52.19 m	*56.70 m	*55.77 m	*55.54 m	56.70 m	NOR	
5 Kuznetsova, Eugenia		U.S.S.R.	*55.17 m	53.58 m	X	X	X	53.80 m	55.17 m	NOR	
6 Kleiber, Kontsek Jolan		HUNGARY	54.46 m	53.05 m	53.51 m	53.14 m	54.87 m	51.69 m	54.87 m		
7 Limberg, Kriemhild		GERMANY	48.35 m	53.81 m	53.02 m				53.81 m		
8 Catarama, Olimpia		RUMANIA	53.08 m	49.99 m	51.28 m				53.08 m		
9 Nemcova, Jirina		CZECHSLV	49.06 m	52.80 m	51.13 m				52.80 m		
10 Stugner, Judit		HUNGARY	50.88 m	50.47 m	52.52 m				52.52 m		
11 Ponomariova, Nina		U.S.S.R.	52.15 m	51.12 m	52.48 m				52.48 m		
12 Connolly, Olga Fikotova		U.S.A.	51.21 m	X	51.58 m				51.58 m		
13 Young, Isobel Margaret		NZEALAND	48.93 m	46.17 m	49.59 m				49.59 m		
14 Lorenz, Doris		GERMANY	X	X	45.63 m				45.63 m		
Beginning	14.30	Weather—Fair	Temperature—19.2°C	Humidity—40.0 per cent	Wind—1.80 m (N)						
End	15.45	Weather—Cloudy	Temperature—17.8°C	Humidity—47.0 per cent	Wind—2.00 m (N)						

Javelin Throw—Lancement du javelot 10 countries 16 competitors

WR	59.78	E. Ozolina	U.S.S.R.	1963
OR	55.98	E. Ozolina	U.S.S.R.	1960

Previous Olympic Winners

1932	M. Didrikson	U.S.A.	43.68 m	1952	D. Zatopkova	CZECHSLV	50.47 m
1936	T. Fleischer	GERMANY	45.18 m	1956	I. Iaounzem	U.S.S.R.	53.86 m
1948	H. Bauma	AUSTRALA	45.57 m	1960	E. Ozolina	U.S.S.R.	55.98 m

Qualification Round		Qualification Standard, 51.00m		10.00	Oct. 16			
		1st	2nd	3rd	Best			
Gorchakova, Elena	U.S.S.A.	*62.40 m	—	—	62.40 m	Qualified	NWR, NOR	
Pazera, Anna	AUSTRALA	41.58 m	44.87 m	X	44.87 m			
Schwalbe, Ingeborg	GERMANY	45.55 m	44.41 m	39.47 m	45.55 m			
Demys, Michele	FRANCE	48.94 m	48.67 m	X	48.94 m	"		
Katayama, Misako	JAPAN	39.80 m	46.11 m	49.23 m	49.23 m	"		
Bair, Ranae Jean	U.S.A.	46.70 m	46.89 m	46.04 m	46.89 m			
Penes, Mihaela	RUMANIA	43.00 m	X	51.19 m	51.19 m	"		
Lee, He Ja	KOREA	33.24 m	34.95 m	29.05 m	34.95 m			
Sato, Hiroko	JAPAN	X	49.92 m	X	49.92 m	"		
Kaledene, Biruta	U.S.S.R.	49.70 m	50.84 m	48.87 m	50.84 m	"		
Gerhards, Anneliese	GERMANY	49.88 m	49.71 m	51.77 m	51.77 m	"		
Rudas, Antal Marta	HUNGARY	52.23 m	—	—	52.23 m	"		
Platt, Susan Mary	BRITAIN	X	49.88 m	48.72 m	49.88 m	"		
Ozolina, Elvira	U.S.S.A.	*56.38 m	—	—	56.38 m	"	NOR	
Diaconescu, Maria	RUMANIA	51.12 m	—	—	51.12 m	"		
Schubert, Rosemarie	GERMANY	X	51.20 m	—	51.20 m	"		
Beginning	10.00	Weather—Fair	Temperature—18.9°C	Humidity—49.0 per cent	Wind—1.00 m (NE)			
End	10.50	Weather—Fair	Temperature—19.5°C	Humidity—44.0 per cent	Wind—1.20 m (NE)			

Competition Proper		14.00	Oct. 16						
		1st	2nd	3rd	4th	5th	6th	Best	
1	Penes, Mihaela	RUMANIA	*60.54 m	52.76 m	X	50.72 m	51.44 m	53.77 m	60.54 m
2	Rudas, Antal Marta	HUNGARY	53.21 m	*58.27 m	X	54.17 m	50.24 m	X	58.27 m
3	Gorchakova, Elena	U.S.S.R.	*56.43 m	49.21 m	53.10 m	*57.06 m	55.23 m	X	57.06 m
4	Kaledene, Biruta	U.S.S.R.	53.79 m	X	54.13 m	*56.31 m	54.68 m	X	56.31 m
5	Ozolina, Elvira	U.S.S.R.	54.68 m	54.81 m	X	X	X	X	54.81 m
6	Diaconescu, Maria	RUMANIA	X	53.71 m	50.49 m	51.21 m	51.35 m	52.00 m	53.71 m
7	Sato, Hiroko	JAPAN	47.28 m	52.48 m	49.18 m				52.48 m
8	Gerhards, Anneliese	GERMANY	52.37 m	46.79 m	45.88 m				52.37 m
9	Platt, Susan Mary	BRITAIN	48.59 m	48.00 m	48.45 m				48.59 m
10	Demys, Michele	FRANCE	45.95 m	47.14 m	47.25 m				47.25 m
11	Katayama, Misako	JAPAN	45.16 m	46.87 m	42.37 m				46.87 m
12	Schubert, Rosemarie	GERMANY	X	X	46.50 m				46.50 m
Beginning	14.00	Weather—Fair	Temperature—21.9°C	Humidity—43.0 per cent	Wind—1.00 m (SW)				
End	15.20	Weather—Fair	Temperature—20.4°C	Humidity—48.0 per cent	Wind—1.50 m (WNW)				

Pentathlon 15 countries 20 competitors

WR 5137 I. Press U.S.S.R. 1961
 (New event, no previous winner.)

Complete Summary Oct. 16, 17

		80m. Hdl.	S.P.	H.J.	L.J.	200m	Total	
1	Press, Irina	U.S.S.R.	10"7	17.16	1.63	6.24	24"7	
			1096	1173	976	1042	959	5246 NWR
2	Rand, Mary Denise	BRITAIN	10"9	11.05	1.72	6.55	24"2	
			1061	789	1067	1111	1007	5035
3	Bystrova, Galina	U.S.S.R.	10"7	14.47	1.60	6.11	25"5	
			1096	1014	945	1014	887	4956
4	Peters, Mary Elizabeth	BRITAIN	11"0	14.48	1.60	5.60	25"4	
			1044	1015	945	897	896	4797
5	Stamejcic, Draga	YUGOSLAV	10"9	12.73	1.54	6.19	25"2	
			1061	904	880	1031	914	4790
6	Hoffmann, Helga	GERMANY	11"2	10.67	1.60	6.44	25"0	
			1011	762	945	1087	932	4737
7	Winslow, Billee Patricia	U.S.A.	12"0	13.04	1.63	5.90	24"6	
			890	924	976	966	968	4724
8	Becker, Ingrid	GERMANY	11"6	11.62	1.60	6.17	24"6	
			948	829	945	1027	968	4717
9	Hansen, Nina Ella Damkjar	DENMARK	11"1	11.26	1.54	6.27	25"9	
			1027	804	880	1049	851	4611
10	Siziakova, Maria	U.S.S.R.	11"1	11.87	1.57	5.94	26"3	
			1027	846	913	975	819	4580
11	Frith, Helen Audrey Ray	AUSTRALA	11"9	11.16	1.69	5.87	25"8	
			904	797	1037	959	860	4557
12	Guenard, Denise	FRANCE	11"1	11.30	1.60	5.69	25"9	
			1027	807	945	918	851	4548
13	Wingerson, Jennifer Anne	CANADA	11"3	12.06	1.48	5.52	24"6	
			995	859	814	878	968	4514
14	Hinten, Amelia A. J.	NETHLAND	11"3	10.72	1.45	5.82	24"5	
			995	766	780	948	977	4466
15	Gerace, Dianne Roberta	CANADA	11"9	11.19	1.69	5.76	26"9	
			904	799	1037	934	771	4445
16	Hokland, Oddrun Helene	NORWAY	12"0	10.05	1.63	5.79	25"3	
			890	717	976	941	905	4429
17	Chi, Cheng	TAIWAN	11"1	9.79	1.40	5.72	25"8	
			1027	697	721	924	860	4229
18	Takahashi, Miyuki	JAPAN	12"0	9.56	1.40	5.51	27"2	
			890	680	721	875	748	3914
19	Lee, Hak Ja	KOREA	12"6	10.19	1.35	4.91	27"5	
			809	727	660	729	724	3649
20	Flegel, Ulla	AUSTRIA	12"2	11.66	1.63	5.22	0	
			862	832	976	806		3476

(80 m. Hdl.—80 m Hurdle, S.P.—Shot Put, H.J.—High Jump, L.J.—Long Jump)



The start of the 100 m women's race
The winners were:

- ① W. Tyus (USA)
- ② E. McGuire (USA)
- ③ E. Klobukowska (POL)



The runners pass the goal line on the 200m women's race

- ① E. McGuire (USA)
- ② I. Kirszenstein (POL)
- ③ M. Black (AUS)



Women's 400m Finals



The victory ceremony for the 800m women's race

- ① A. Packer (GBI)
- ② M. Dupureur (FRA)
- ③ A. Chamberlain (NZL)



The women's 80m Hurdles



Women's 4X100m relay

- ① Poland
- ② U.S.A.
- ③ Great Britain





The women's Long Jump with
M. Rand (above) below :

- ① M. Rand (GBI)
- ② I. Kirszenstein (POL)
- ③ T. Schelkanova (URS)



I. Balas winning the women's High Jump event

- ① I. Balas (RUM)
- ② M. Brown (AUS)
- ③ T. Chenchik (URS)





T. Press (URS) in the women's Discus Throw
M. Penes (below) winning the women's Javelin Throw





T. Press makes here best throw in the women's Shot Put the winners were :

- ① T. Press (URS)
- ② R. Garisch-Culmberger (GER)
- ③ G. Zybina (URS)





**In the Pentathlon (women's) events
the winners were :**

- ① I. Press (URS)
- ② M. Rand (GBI)
- ③ G. Bystrova (URS)





Rowing=Aviron

FEDERATION INTERNATIONALE
DES SOCIETES D'AVIRON

Board of Directors

President
Thomas Keller (SWITZ)
General Secretary
Charles Riolo (SWITZ)
Vice President
Louis Patricot (FRANCE)

Continental Representative

Asia
Shoji, Takeo (JAPAN)
North America
John Carlin (U. S. A.)
Africa
Aref Fahmy (U. A. R.)

Technical Committee

Christ. Van der Ploeg (NETHLAND)
F. Aa Hansen (DENMARK)
Hans Jacob (GERMANY)

Umpire Committee

Walter Wulfig (GERMANY)

JAPAN AMATEUR ROWING ASSOCIATION

President Shoji, Takeo
Vice President Azuma, Toshiro
Terao, Ichiro
Muraoka, Shiro
Muto Motoo

General Secretary
Kusaka, Jiro

Judge Louis Patricot (FRANCE)
Jean Queyreur (FRANCE)
Pietro De Gregori (ITALY)
Ernst Ganz (SWITZ)
Aref Fahmy (U. A. R.)
F. Aa Hansen (DENMARK)
John Carlin (U. S. A.)
John Sulger (U. S. A.)

Thanos Coutsikopoulos

(GREECE)

Robert Aitken (AUSTRALA)
Alex McLeash (AUSTRALA)
Eric Holford (AUSTRALA)
Claude Saunders (CANADA)

Karl Aletter (GERMANY)
Paul Stock (MEXICO)
Evgueni Kabanov (U. S. S. R.)
Charles Saunders (NZEALAND)
George Thorn (NZEALAND)
Hans Jacob (GERMANY)
Walter Wulfig (GERMANY)
Christ. Van Der Ploeg
(NETHLAND)

Francesco Sessa Attard (ITALY)
Mario Lusic (YUGOSLAV)
Ito, Haruo (JAPAN)
Ikeda, Kunio (JAPAN)
Koshi, Kanjiro (JAPAN)

Time Table Toda Rowing Course

Date	Time	Race	Date	Time	Race		
Oct. 11	10.00	Fours with cox Heat 1	Oct. 13	10.00	Pairs with cox Repechage 1		
	10.20	" 2		10.20	" 2		
	10.40	" 3		10.40	" 3		
	11.00	Pairs without cox Heat 1		11.00	Pairs with cox Repechage 1		
	11.20	" 2		11.20	" 2		
	11.40	" 3		11.40	" 3		
	14.00	Single Sculls Heat 1		14.00	Double Sculls Repechage 1		
	14.20	" 2		14.20	" 2		
	14.40	" 3		14.40	" 3		
	15.00	Pairs with cox Heat 1		15.00	Eights Repechage 1		
	15.20	" 2		15.20	" 2		
	15.40	" 3		15.40	" 3		
	16.00	Fours without cox Heat 1		Oct. 14	14.00	Fours with cox Small Final	
	16.20	" 2			14.20	Pairs without cox Small Final	
	16.40	" 3			14.40	Single Sculls Small Final	
	Oct. 12	10.00			Double Sculls Heat 1	15.00	Pairs with cox Small Final
		10.20			" 2	15.20	Fours without cox Small Final
		10.40			" 3	15.40	Double Sculls Small Final
11.00		Eights Heat 1	16.00	Eights Small Final			
11.20		" 2	Oct. 15	13.30	Fours with cox Final		
11.40		" 3		14.00	Pairs without cox Final		
14.00		Fours with cox Repechage 1		14.30	Single Sculls Final		
14.20		" 2		15.00	Pairs with cox Final		
14.40		" 3		15.30	Fours without cox Final		
15.00		Pairs without cox Repechage 1		16.00	Double Sculls Final		
15.20		" 2	16.30	Eights Final			
15.40		" 3					
16.00	Single Sculls Repechage 1						
16.20	" 2						
16.40	" 3						

Single Scull=Skiff 13 countries 13 competitors**Previous Olympic Winners**

1900	Barrelet	FRANCE	7'35"60	1932	H. R. Pearce	AUSTRALA	7'44"40
1904	Greer	U.S.A.	10'08"50	1936	G. Schafer	GERMANY	8'21"90
1908	H. T. Blackstaffe	BRITAIN	9'26"00	1948	M. Wood	AUSTRALA	7'24"40
1912	W. D. Kinnear	BRITAIN	7'47"60	1952	J. Tshukalov	U.S.S.R.	8'12"80
1920	J. B. Kelly	U.S.A.	7'35"00	1956	V. Ivanov	U.S.S.R.	8'02"50
1924	J. Beresford	BRITAIN	7'49"20	1960	V. Ivanov	U.S.S.R.	7'13"96
1928	H. R. Pearce	AUSTRALA	7'11"00				

Elimination Oct. 11

Heat 1

1	*GERMANY	Hill, Achim	7'40"49
2	CZECHSLV	Kozak, Vaclav	7'45"75
3	NETHLAND	Groen, Robert J.	7'48"74
4	AUSTRALA	Edwards, Peter F.	7'53"54
5	MEXICO	Plettner, Otto	8'03"86

Heat 2

1	*U.S.A.	Spero, Donald M.	7'41"94
2	U.S.S.R.	Ivanov, Viacheslav	7'53"55
3	ARGENTIN	Demiddi, Alberto	7'55"59
4	JAPAN	Kasagi, Satoomi	8'16"96

Heat 3

1	*SWITZ	Kottmann, Gottfried	7'43"70
2	NZEALAND	Watkinson, Murray P.	7'49"01
3	POLAND	Kubiak, Eugeniusz	8'08"96
4	CANADA	Gotfredsen, Leif	8'15"30

*—Qualified for the Final.

Repechage Oct. 12

Heat 1

1	*NZEALAND	7'45"28
2	NETHLAND	7'50"78
3	JAPAN	8'13"44

Heat 2

1	*ARGENTIN	7'39"67
2	CZECHSLV	7'42"56
3	CANADA	8'02"72

Heat 3

1	*U.S.S.R.	7'31"76
2	AUSTRALA	7'37"64
3	POLAND	7'44"75
4	MEXICO	7'46"84

*—Qualified for the Final.

Final for 7-12th Places Start Time 14.40 Oct. 14

Place	Lane	Country	Name	500m	1000m	1500m	2000m
7	5	NETHLAND	Groen, Robert Jacques	1'40"48	3'30"20	5'23"24	7'17"50
8	1	CANADA	Gotfredsen, Leif	1'45"47	3'30"26	5'32"84	7'28"70
9	2	AUSTRALA	Edwards, Peter Frederick	1'46"33	3'37"83	5'34"27	7'30"06
10	4	MEXICO	Plettner, Otto	1'48"20	3'41"17	5'38"94	7'33"24
11	3	JAPAN	Kasagi, Satoomi	1'44"35	3'38"94	5'40"72	7'37"90
Dns		CZECHSLV	Kozak, Vaclav				

Wind—3.5m (NNW) Starter—Jacob, Hans GERMANY
Umpire—De Gregori, Pietro ITALY

Note Dns-did not start

Final Start Time 16.05 Oct. 15

Place	Lane	Country	Name	500m	1000m	1500m	2000m
1	5	U.S.S.R.	Ivanov, Viacheslav	1'59"16	4'12"63	6'24"74	8'22"51
2	1	GERMANY	Hill, Achim	1'59"84	4'07"95	6'17"40	8'26"24
3	4	SWITZ	Kottmann, Gottfried	2'04"15	4'15"74	6'32"51	8'29"68
4	2	ARGENTIN	Demiddi, Alberto	2'03"19	4'15"52	6'26"72	8'31"51
5	6	NZEALAND	Watkinson, Murray P.	2'03"82	4'18"76	6'32"83	8'35"57
6	3	U. S. A.	Spero, Donald M.	2'02"62	4'16"08	6'28"09	8'37"53

Wind—5.3 m (E) Starter—Sessa Attard, Francesco ITALY
Umpire—Hansen, F. Aa DENMARK



Medalists in the Single Sculls event

Les médaillés un rameurs

① V. Ivanov (URS) ② A. Hill (GER) ③ G. Kottmann (SWI)

Double Scull—Deux rameurs de couple 13 crews

Previous Olympic Winners

1920	U. S. A.	7'09"00	1948	BRITAIN	6'51"03
1924	U. S. A.	6'34"00	1952	ARGENTIN	7'32"02
1928	U. S. A.	6'41"04	1956	U. S. S. R.	7'24"00
1932	U. S. A.	7'17"04	1960	CZECHSLV	6'47"50
1936	BRITAIN	7'20"03			

Elimination Oct. 12

Heat 1

1 *U.S.A.	Cromwell, S. Storm, James Eugene	6'31"63	3 FRANCE	Duhamel, Rene Monnereaw, Bernard	6'48"70
2 GERMANY	Lebert, Helmut Steffes-Mies, Josef	6'41"24	4 ARGENTIN	Gomez, Juan Carlos Robledo, Jose Maria	6'58"08
3 SWITZ	Burgin, Melchir R. Studach, Martin A.	6'45"58	*—Qualified for the Final.		
4 BRITAIN	Cooke, Arnold Vivian Webb, Peter J.	6'49"83			
5 AUSTRALA	Wade, Barclay John Pearce, Gary Malcolm	7'01"21			

Heat 2

1 *U.S.S.R.	Tiurin, Oleg Dubrovsky, Boris	6'51"03			
2 NETHLAND	Alwin, Max Bruno Bots, Peter Frits	7'07"52			
3 JAPAN	Hosoya, Susumu Murase, Yasushi	7'25"64			
4 MEXICO	Friedrich, Roberto Scheffler, Fernando	7'34"34			

Heat 3

1 *CZECHSLV	Andrs, Vladimir Hofman, Pavek	6'39"67			
2 BELGIUM	De Meulemeester, M. Higny, Gerard	6'45"69			

Repechage Oct. 13

Heat 1

1 *SWITZ	6'47"18
2 BELGIUM	6'49"28
3 MEXICO	7'35"14

Heat 2

1 *GERMANY	6'39"92
2 ARGENTIN	7'05"02
3 JAPAN	7'18"98

Heat 3

1 *FRANCE	6'49"38
2 BRITAIN	6'50"48
3 NETHLAND	6'56"59
4 AUSTRALA	7'07"12

*—Qualified for the Final.

Final for 7-12th Places Start Time 15.41 Oct. 14

Place	Lane	Country	500m	1000m	1500m	2000m
7	3	BRITAIN	1'34"61	3'16"29	5'00"24	6'44"39
8	1	NETHLAND	1'36"48	3'20"49	5'04"76	6'47"07
9	4	BELGIUM	1'34"52	3'18"10	5'03"44	6'49"70
10	2	JAPAN	1'36"99	3'26"93	5'20"85	7'15"22
11	5	MEXICO	1'43"84	3'37"90	5'33"29	7'27"47
DNS		ARGENTIN				

Wind—3.0m (NW) Starter—Queyreur, Jean FRANCE
 Umpire—Holford, Eric AUSTRALA

Note DNS—did not start


Final Start Time 17.06 Oct. 15


Place	Lane	Country	Name	500m	1000m	1500m	2000m
1	6	U.S.S.R.	Tiurin, Oleg Dubrovsky, Boris	1'39"77	3'28"28	5'19"77	7'10"66
2	4	U.S.A.	Cromwell, Seymour Legrand Storm, James Eugene	1'40"94	3'27"97	5'19"93	7'13"16
3	5	CZECHSLV	Andrs, Vladimir Hofman, Pavel	1'45"25	3'34"56	5'25"37	7'14"23
4	2	SWITZ	Burgin, Melchior Rudolf Studach, Martin Andreas	1'45"10	3'36"94	5'33"37	7'24"97
5	3	GERMANY	Lebert, Helmut Steffes-Mies, Josef	1'45"22	3'37"33	5'31"38	7'30"03
6	1	FRANCE	Duhamel, Rene Monnereau, Bernard	1'47"29	3'41"60	5'40"73	7'41"80

Wind—3.4m (ESE) Starter—Sessa Attard, Francesco ITALY
 Umpire—Van Der Ploeg, Christ. NETHLAND

Double Sculls event winners U.S.S.R. crew (O. Tiurin and B. Dubrovsky)

Les vainqueurs d'Aviron, deux rameurs Equipage U.R.S.S. (O. Tiurin et B. Dubrovsky)





Pair Oars without Cox was won by the Canadian crew (G. Hungerford and R. Jackson)

Aviron' deux rameurs de couple sans barreur, fut gagnée par l'équipage canadien (G. Hungerford et R. Jackson)

Pair Oars without cox—Deux rameurs de pointe sans barreur 15 crews

			4	U.S.S.R.	Golovanov, Oleg	7'37"35
Previous Olympic Winners					Boreiko, Valentin	
1908	BRITAIN	9'41"00		H.C FINLAND	Pitkanen, Toimi	
1924	NETHLAND	8'19"40			Lehtela, Veli	
1928	GERMANY	7'06"40				
1932	BRITAIN	8'00"00		Heat 3		
1936	GERMANY	8'16"10	1	*GERMANY	Schwan, Michael	7'20"18
1948	BRITAIN	7'21"10			Hottenrott, Wolfgang	
1952	U.S.A.	8'20"70	2	BRITAIN	Lee Nicholson, J. D.	7'30"34
1956	U.S.A.	7'55"40			Farquharson, S.	
1960	U.S.S.R	7'02"01	3	URUGUAY	Caulin, Mariano	7'43"79
					Perez, Gustavo	
			4	POLAND	Nawrot, Czeslaw	7'47"02
					Slusarski, Alfons	

Elimination Oct. 11

Heat 1

1	*NETHLAND	Blaisse, Steven J.	7'21"03
		Veenemans, Ernst W.	
2	SWITZ	Bolliger, Peter	7'26"18
		Golet, Nicolas	
3	AUSTRALA	Ninham, Roger A.	7'32"75
		Shirlaw, Robert A.	
4	U.S.A.	Edmonds, James S.	7'33"89
		Johnson, Philip A.	
5	JAPAN	Kogo, Takao	7'48"15
		Kurosaki, Norimasa	

Heat 2

1	*CANADA	Hungerford, George W.	7'19"78
		Jackson, Roger C.	
2	DENMARK	Fich Christiansen, P.	7'22"01
		Boye, Hans Jorgen	
3	ARGENTIN	Montaldo, Carlos	7'30"76
		Duran, Ricardo	

DNS BULGARIA

Nicolov, Georgi

Mandadjiev, Atanass

*—Qualified for the Final.

Note DNS—did not start

H.C.—Hors Course

Repechage Oct. 12

Heat 1

1	*FINLAND	7'29"03
2	SWITZ	7'34"23
3	URUGUAY	7'39"43
4	U.S.S.R.	7'42"54

Heat 2

1	*DENMARK	7'31"11
2	POLAND	7'35"82
3	AUSTRALA	7'39"18

Heat 3

1	*BRITAIN	7'28"30
2	U.S.A.	7'30"84
3	ARGENTIN	7'42"23
4	JAPAN	7'54"53

*—Qualified for the Final.

Final for 7-12th Places Start Time 14.23 Oct. 14

Place	Lane	Country	500m	1000m	1500m	2000m
7	4	SWITZ	1'40"65	3'27"19	5'17"52	7'05"71
8	2	POLAND	1'40"93	3'29"92	5'20"53	7'08"38
9	3	AUSTRALA	1'43"65	3'32"95	5'22"80	7'12"18
10	1	U.S.A.	1'45"17	3'35"23	5'25"06	7'15"04

DNS URUGUAY

DNS ARGENTIN

Wind—3.3m (NNW) Starter—Jacob, Hans GERMANY

Umpire—Lusic, Mario YUGOSLAV

Final		Start Time	15.24	Oct. 15				
Place	Lane	Country	Name	500m	1000m	1500m	2000m	
1	6	CANADA	Hungerford, George W. Jackson, Roger Charles	1'44"37	3'42"00	5'36"70	7'32"94	
2	4	NETHLAND	Blaisse, Steven Joseph Veenemans, Ernst Willem	1'46"05	3'42"47	5'40"60	7'33"40	
3	1	GERMANY	Schwan, Michael Hottenrott, Wolfgang	1'47"89	3'44"56	5'40"74	7'38"63	
4	3	BRITAIN	Lee Nicholson, James D. Farquharson, Stewart	1'48"26	3'46"19	5'43"65	7'42"00	
5	2	DENMARK	Fich Christiansen, Peter Boye, Hans Jorgen	1'49"01	3'49"20	5'44"95	7'48"13	
6	5	FINLAND	Pitkanen, Toimi Lehtela, Veli	1'44"15	3'42"61	5'46"55	8'05"74	

Wind—4.8m (NNE) Starter—Sessa Attard, Francesco ITALY
Umpire—Kabanov, Evgueni U.S.S.R.

Pairs with cox—Deux rameurs de pointe avec barreur 16 crews

Previous Olympic Winners

1920	ITALY	7'56"00	1948	DENMARK	8'00"05
1924	SWITZ	8'39"00	1952	FRANCE	8'28"06
1928	SWITZ	7'42"06	1956	U.S.A.	8'26"01
1932	U.S.A.	8'25"08	1960	GERMANY	7'29"14
1936	GERMANY	8'36"09			

Elimination Oct. 11

Heat 1						
1	*U.S.A.	Ferry, Edward Payson Findlay, Conn Francis Mitchell, Kent	7'53"17	3	DENMARK Berendt, Jens Nielsen, Knud Olsen, Niels Alfred	8'08"98
2	NETHLAND	Rouwe, Herman Jan Hartsuiker, F.K.J. Bos, Jan Jaspers	7'56"80	4	ARGENTIN Rossi, Natalio Pablo Lier, Juan Pedro Rompani, O.	8'19"63
3	CZECHSLV	Chalupa, Vaclav Palko, Jiri Mejstrik, Zdenek	8'00"07	5	JAPAN Hamada, Toshihiro Ihara, Katsuhiko Takatsuki, Masahiro	8'32"51
4	AUSTRIA	Sageder, Alfred Kloimstein, Josef Salzbacher, Peter	8'01"22	*—Qualified for the Final.		
5	GERMANY	Bergau, Gunter Gorny, Peter Daniclowski, K.	8'02"99			
6	SWITZ	Waser, Hugo Waser, Adolf Ehreniperger, Werner	8'09"16			

Heat 2				Repechage Oct. 13	
1	*FRANCE	Morel, Georges Morel, Jacques Darouy, Jean Claude	7'53"14	Heat 1	
2	U.S.S.R.	Safronov, Nickoly Rakovschik, Leonid Rudakov, Igor	7'53"15	1	*U.S.S.R. 7'19"64
3	AUSTRALA	Richardson, B.E. Lodding, Neil Walter Gammon, W.	8'09"15	2	GERMANY 7'22"96
4	YUGOSLAV	Guberina, Ante Janjusevic, Slavko Balas, Zdenko	8'20"33	3	AUSTRIA 7'30"72
5	U.A.R.	Elhalawani, Mohamed Nasr, Mahmoud Ali, Abdallah	8'22"99	4	DENMARK 7'39"39
				Heat 2	
				1	*CZECHSLV 7'28"61
				2	SWITZ 7'30"60
				3	RUMANIA 7'38"36
				4	YUGOSLAV 7'40"89
				5	U.A.R. 7'43"54
Heat 3				Heat 3	
1	*POLAND	Naskrecki, Kazimierz Siejkowski, Marian Kozera, Stanislaw	7'55"79	1	*NETHLAND 7'28"58
2	RUMANIA	Rieffelt, Gheorghe Petrov, Ionel Paunescu, Oprea	8'02"34	2	AUSTRALA 7'37"53
				3	ARGENTIN 7'44"62
				4	JAPAN 8'05"30
				*—Qualified for the Final.	

Final for 7-12th Places Start Time 15.01 Oct. 14

Place	Lane	Country	500m	1000m	1500m	2000m
7	3	GERMANY	1'43"20	3'37"39	5'33"07	7'27"98
8	1	AUSTRIA	1'49"48	3'43"25	5'39"12	7' 31"65
9	2	AUSTRALA	1'48"94	3'42"30	5'37"87	7'32"54
10	5	RUMANIA	1'48"70	3'43"19	5'39"54	7' 35"74
11	4	SWITZ	1'51"03	3'44"67	5'40"97	7'36"03

DNS ARGENTIN

Wind—3.8m (NW) Starter—Jacob, Hans GERMANY

Umpire—Ikeda, Kunio JAPAN

Note DNS—did not start

Final Start Time 16.30 Oct. 15

Place	Lane	Country	Name	500m	1000m	1500m	2000m
1	2	U.S.A.	Ferry, Edward Payson Findlay, Conn Francis Mitchell, Kent	2'05"34	4'14"08	6'20"30	8'21"33
2	6	FRANCE	Morel, Georges Morel, Jacques Darouy, Jean Claude	2'03"28	4'14"96	6'20"35	8'23"15
3	5	NETHLAND	Bos, Jan Jaspers Rouwe, Herman Jan Hartsuiker, Frederik K.J.	2'04"69	4'14"86	6'21"63	8'23"42
4	1	U.S.S.R.	Safronov, Nickoly Rakovschik, Leonid Rudakov, Igor	2'03"74	4'12"26	6'18"54	8'24"85
5	4	CZECHSLV	Chalupa, Vaclav Palko, Jiri Mejstrik, Zdenek	2'08"29	4'20"19	6'28"78	8'36"21
6	3	POLAND	Naskrecki, Kazimierz Siejkowski, Marian Kozera, Stanislaw	2'07"14	4'20"73	6'30"80	8'40"00

Wind—5.8m (E) Starter—Sessa Attard, Francesco ITALY
Umpire—Wulfing, Walter GERMANY**Four-Oars without cox=Quatre rameurs de pointe sans barreur** 14 crews**Previous Olympic Winners**

1900	FRANCE	—	1936	GERMANY	7'01"08
1908	BRITAIN	8'34"00	1948	ITALY	6'39"00
1924	BRITAIN	7'08"06	1952	YUGOSLAV	7'16"00
1928	BRITAIN	6'36"00	1956	CANADA	7' 08"08
1932	BRITAIN	6'58"02	1960	U.S.A.	6'26"26

Elimination Oct. 11

Heat 1

1	*DENMARK	Orsted Hansen, John Haslov, Bjorn B.	Petersen, Erik Helmudt, Kurt	6'51"78
2	RUMANIA	Pongracz, Stefan Borbely Covacs, L.	Veres, Carol Tarara, Nichifor	6'57"35
3	CANADA	McDonald, Daryl R. Campbell, Neil W.	Brookson, Robert S. Leach, David C.	7'01"97
4	AUSTRALA	Garrard, Richard J. Newcomb, Simon H.	Gillon, Peter L. Walker, Anthony M.	7'03"40
5	JAPAN	Miki, Shunsuke Honma, Yasuji	Tsukamoto, Koju Kimura, Bunzo	7'24"35

Heat 2

1	*BRITAIN	Russell, John M. Wardell-Yerburgh, H.A.	Barry, William Louis James, John Jesse	6'47"04
2	U.S.A.	Durbrow, P. Lyon, Richard A.	Mittet, Theodore P. Nash, Ted Allison	6'56"40
3	NETHLAND	Wartena, Sjoerd Enters, Jaap	Boelen, Herman Castelein, Sipke T.	7'01"51
4	ARGENTIN	Zanassi, J. Meana, Jorge Manuel	Ensunza, Atilio Iannuzzi, J.	7'08"60
5	ITALY	Sgheiz, Romano Balatti, Fulvio	Zucchi, Giovanni Sgheiz, Luciano	7'11"65

Heat 3

1	*GERMANY	Schroers, Gunter Effertz, Horst	Muller, Albrecht Misselhorn, Manfred	6'37"83
2	U.S.S.R.	Yutsis, Tselestinas Levitskas, Eugenius	Mateyunas, Ionas Sass, Anatoly	6'40"12
3	FRANCE	Drivet, Jean Pierre Chatelain, Roger	Malivoir, Philippe Clerc, Emile	6'45"95
4	AUSTRIA	Ebner, Dieter Kuttelwascher, Horst	Losert, Dieter Krausbar, Manfred	6'48"18

*—Qualified for the Final.

Repechage Oct. 13

Heat 1			Heat 2			Heat 3		
1	*U.S.A.	6'38"93	1	*ITALY	6'34"61	1	*NETHLAND	6'29"42
2	FRANCE	6'42"85	2	U.S.S.R.	6'37"86	2	RUMANIA	6'30"37
3	JAPAN	7'00"29	3	CANADA	6'53"38	3	AUSTRIA	7'25"83
4	AUSTRALA	7'01"07	4	ARGENTIN	7'07"83			*—Qualified for the Final.

Final for 7-12th Places Start Time 15.21 Oct. 14

Place	Lane	Country		500m	1000m	1500m	2000m
7	1	U.S.S.R.		1'30"14	3'06"07	4'44"08	6'22"03
8	2	AUSTRIA		1'30"17	3'06"29	4'47"45	6'24"15
9	3	RUMANIA		1'31"75	3'10"46	4'49"55	6'27"28
10	6	FRANCE		1'31"27	3'12"10	4'56"14	6'38"32
11	5	CANADA		1'35"20	3'17"57	5'01"66	6'45"50
12	4	JAPAN		1'36"72	3'20"27	5'04"88	6'51"60

Wind—4.5m (NNW) Starter—Queyreur, Jean FRANCE
Umpire—Sessa Attard, Francesco ITALY

Race No. Final Start Time 16.49 Oct. 15

Place	Lane	Country	Name	500m	1000m	1500m	2000m
1	2	DENMARK	Orsted Hansen, John Petersen, Erik	1'40"48	3'28"47	5'14"67	6'59"30
2	4	BRITAIN	Russell, John Michael Barry, William Louis	1'40"70	3'29"81	5'17"72	7'00"47
3	1	U.S.A.	Picard, Geoffrey William Mittet, Theodore Peder	1'42"93	3'30"88	5'17"50	7'01"37
4	6	NETHLAND	Wartena, Sjoerd Boelen, Herman	1'39"11	3'27"86	5'18"85	7'09"98
5	3	ITALY	Sgheiz, Romano Zucchi, Giovanni	1'44"19	3'32"29	5'21"22	7'10"05
6	5	GERMANY	Schroers, Gunter Muller, Albrecht	1'41"28	3'29"92	5'20"35	7'10"33

Wind—4.3m (ESE) Starter—Sessa Attard, Francesco ITALY
Umpire—Patricot, Louis FRANCE

Four-Oars with Cox==**Quatre rameurs de pointe avec barreur** 16 crews

Note: The last column of the athletes' names
is that of the cox
Le nom derniers des athlètes est celui
de barreur

Previous Olympic Winners

1900	GERMANY	—	1936	GERMANY	7'16"02
1912	GERMANY	6'59"04	1948	U.S.A.	6'50"03
1920	SWITZ	6'54"00	1952	CZECHSLV	7'33"04
1924	SWITZ	7'18"04	1956	ITALY	7'19"04
1928	ITALY	6'47"08	1960	GERMANY	6'39"12
1932	GERMANY	7'19"00			

Elimination Oct. 11

Heat 1

1	*GERMANY	Neusel, Peter Britting, Bernhard	Werner, Joachim Hirschfelder, Egbert	Oelke, Jurgen	6'44"12
2	U.S.A.	Gunderson, Paul E. Pollock, Hally W.	Pollock, Thomas E. III Tew, James D. III	Washburn, E.	6'48"19
3	CZECHSLV	Karafiát, Karel Libal, Rena	Starosta, Jaroslav Stefan, Jan	Poisl, Arnost	6'55"59
4	AUSTRALA	Herford, Gary S. Duval, Alfred W.	Allan, Graeme Keith Campbell, John A.	Grover, Alan	7'00"16
5	JAPAN	Oe, Hideo Aida, Hideaki	Matsuda, Yukio Yamanouchi, Masakatsu	Yoshino, Noriichi	7'10"77
6	CUBA	Diaz, Osvaldo Campbell, Gilberto	Hernandez, Alfredo Milla, Leovigildo	Ojeda, Roberto	7'17"11

Heat 2

1	*ITALY	Bosatta, Renato Trivini, Emilio	Galante, Giuseppe De Pedrina, Franco	Spinola, Giovanni	6'47"06
2	NETHLAND	Mullink, Alex G. Van De Graaff, J.	Van De Graaff, F.R. Van De Graaf R.	Klumperbeek, M.	6'48"72
3	NZEALAND	Boswell, Darien G. Dryden, Alistair G.	Masfen, Peter H. Storey, Dudley L.	Page, Robert	6'50"81
4	NORWAY	Ahlsand, Tor Knudtzon, Jens B.	Brodtkorb, Eilif M. Kristiansen, Ingolf	Syversen, Rolf	6'57"35
5	U.A.R.	Shehata, Mahmoud Ibrahim, Sabry Sayed	Mashhour, Salem Eissa, Mahamed	Aly, Abdallah	7'28"96

Heat 3

1	*U.S.S.R.	Tkachuk, Anatoly Kurdchenko, Vitaly	Kuzmin, Boris Evseev, Vladimir	Luzgin, Anatoly	6'45"35
2	FRANCE	Fraisse, Yves Pache, Claude	Jacquesson, Gerard Dumas, Michel	Darouy, Jean-Claude	6'53"52
3	POLAND	Grajczyk, Szczpan Leszczynski, Marian	Lubicki, Ryszard Nowaczyk, Andrzej	Pawlowski, J.	6'58"64
4	FINLAND	Kesalainen, Teppo Sylvander, Pekka	Hanninen, Kauko Maisala, Mauno	Kanerva, Ismo	7'03"85
5	DENMARK	Nielsen, Niels J. Paustian, Ole	Nielsen, Poul E. Hinsby, Tom	Larsen, Bent	7'04"48

*—Qualified for the Final.

Repechage Oct. 12

Heat 1

1	*POLAND	7'11"74
2	U.S.A.	7'12"82
3	NORWAY	7'18"57
4	U.A.R.	10'44"94

Heat 2

1	*NETHLAND	7'04"85
2	DENMARK	7'12"45
3	CZECHSLV	7'12"91
4	FINLAND	7'21"16
	DNS	CUBA

Heat 3

1	*FRANCE	7'05"78
2	NZEALAND	7'09"26
3	AUSTRALA	7'17"06
4	JAPAN	7'31"60

*—Qualified for the Final.



The German crew was victorious in the Four-Oars with Cox
L'équipage allemand sortit vainqueur d'Aviron, quatre rameurs de pointe avec barreur

Final for 7-12th Places Start Time 14.03 Oct. 14

Place	Lane	Country	500m	1000m	1500m	2000m
7	2	U.S.A.	1'35"19	3'16"38	5'00"55	6'43"68
8	1	NZEALAND	1'35"82	3'18"57	5'02"38	6'45"16
9	5	NORWAY	1'34"70	3'16"77	5'02"12	6'48"38
10	4	AUSTRALA	1'34"54	3'19"64	5'04"44	6'48"45
11	3	DENMARK	1'35"18	3'18"06	5'06"53	6'52"83
DNS		CZECHSLV				

Wind—1.5 m (NNW) Starter—Jacob, Hans GERMANY
Umpire—Coutsikopoulos, Thanos GREECE

Final Start Time 15.02 Oct. 15

Place	Lane	Country	Name	500m	1000m	1500m	2000m
1	6	GERMANY	Neusel, Peter Werner, Joachim Oelke, Jurgen	1'37"88	3'23"09	5'10"52	7'00"44
			Britting, Bernhard Hirschfelder, Egbert				
2	5	ITALY	Bosatta, Renato Galante, Giuseppe Spinola, Giovanni	1'37"09	3'24"91	5'13"87	7'02"84
			Trivini, Emilio De Pedrina, Franco				
3	4	NETHLAND	Mullink, Alex Gerhard Van De Graaff, F.R.	1'40"36	3'26"52	5'15"77	7'06"46
			Van De Graaff, Robert Klumperbeek, Marius P.L.				
4	3	FRANCE	Fraisse, Yves Jacquesson, Gerard Darouy, Jean Claude	1'41"98	3'33"96	5'25"87	7'13"92
			Pache, Claude Dumas, Michel				
5	2	U.S.S.R.	Tkachuk, Anatoly Kuzmin, Boris Evseev, Vladimir	1'40"94	3'33"77	5'25"37	7'16"05
			Kurdchenko, Vitaly Luzgin, Anatoly				
6	1	POLAND	Grajczyk, Szczepan Lubicki, Ryszard Pawlowski, Jerzy	1'40"29	3'34"14	5'30"67	7'28"15
			Leszczynski, Marian Nowaczyk, Andrzej				

Wind—5.8 m (NE) Starter—Sessa Attard, Francesco ITALY
Umpire—Ito, Haruo JAPAN

Eight-Oars with Cox==Huit rameurs de pointe avec barreur 14 crews

Previous Olympic Winners

1900	U.S.A.	6'09"08	1932	U.S.A.	6'37"06
1908	BRITAIN	7'52"00	1936	U.S.A.	6'25"04
1912	BRITAIN	6'15"00	1948	U.S.A.	5'56"07
1920	U.S.A.	6'02"06	1952	U.S.A.	6'25"09
1924	U.S.A.	6'33"04	1956	U.S.A.	6'35"02
1928	U.S.A.	6'03"02	1960	GERMANY	5'57"18

Elimination Oct. 12

Heat 1

1	*GERMANY	Aeffke, Klaus Bittmer, Klaus Von Groddeck, K. Wallbrecht, H.	Behrens, Klaus Schroeder, Jurgen Plagemann, Jurgen Meyer, Horst	Ahrens, Thomas	5'54"02
2	U.S.A.	Amlong, Joseph Brian Amlong, Thomas K. Budd, Harold B. Jr. Clark, Emory Wendell	Cwiklinki, Stanley F. Foley, Hugh Miller Knecht, William J. Stowe, William A.	Zimonyi, Robert	5'54"30
3	ITALY	Giani, Dario Tagliapietra, Sergio Gilardi, Gian Pietro Glorioso, Francesco	Polti, Pietro Schiavon, Giuseppe Savarin, Orlando Brunello, Sereno	Stefanoni, Ivo	6'02"13
4	YUGOSLAV	Klavora, Boris Skalak, Vjekoslav Berc, Joza Colja, Alojz	Mandic, Marko Kleva, Lucijan Martic, Pavao Barut, Jadran	Balas, Zdenko	6'02"43
5	AUSTRALA	Ramage, David B. Boykett, David H. Davies, Terence R. Lachal, Robert Paul	Guest, Paul Marshall Tomanovits, M. Vear, Brian John McCall, Graeme A.	Wickham, Kevin John	6'06"94

Heat 2

1	*CZECHSLV	Cermak, Petr Lundak, Jiri Mrvik, Jan Tocek, Julius	Ventus, Josef Pojezny, Ludek Janousek, Bohumil Novy, Richard	Konicek, Miroslav	6'03"88
2	CANADA	Gray, Thomas Lewis Wieczorek, Max Bordewick, Richard J. Worobieff, Eldon	Pretty, Donald W. Larsen, John Edward Lemieux, Marc Sturdy, Daryl Roy	Overton, David Roy	6'07"19
3	JAPAN	Sato, Naoji Miyano, Koichi Ito, Tsugio Ogasawara, Tsuneco	Onishi, Yoshihiro Hasegawa, Shin Ishikawa, Hajime Kikuchi, Ryuzo	Mandai, Osamu	6'16"67
4	NZEALAND	Brownlee, Mark Clark, Alexander G. Delaney, Peter Gibbons, John G.	Paterson, George M. Popplewell, Anthony Skinner, Raymond L. Webster, Alan John	Pulman, D.	6'20"63
5	CUBA	Diaz, Osvaldo Campbell Tavio, Mbrio Montenegro, Ezequiel	Hernandez, Alfredo Milla, Leovigildo Marrero, Norge Mora, Segundo	Ojeda, Roberto	6'31"76

Heat 3

1	*U.S.S.R.	Yagelavichus, I. Suslin, Yury Karla, Piatras Briedias, Yulius	Sterlik, Vladimir Yukna, Zigmas Bagdonavichus, A. Voitkevich, Rishard	Lorentsson, Yury	6'06"15
2	FRANCE	Fevret, Andre Maddaloni, Pierre Sloth, Andre Moroni, Joseph	Dumontois, Robert Grimaud, Jean Pierre Meynadier, Bernard Viaud, Michel	Bouffard, Alain	6'09"08
3	U.A.R.	Abdelsami, Ali Saad, Abdelmohsen Ibrahim, Metwalli Metwalli, Abdellasis	Ibrahim, Ahmed Abdelradi, Ali Aboushanab, A. Ibrahim, Saleh	Khamis, Abbas	6'32"42
4	KOREA	Lee, Sang Woo Kim, Heun Chong Kim, Kyu San Choi, Shin Il	Ahn, Jong Duck Chun, Sung Tae Yoo, Hyeok Keun Ji, Duk Han	Park, Shin Young	6'46"13

*—Qualified for the Final.

Repechage Oct. 13

Heat 1

1	*ITALY	6'03"59
2	FRANCE	6'07"43
3	NZEALAND	6'14"83
4	CUBA	6'27"29

Heat 2

1	*U.S.A.	6'01"47
2	JAPAN	6'10"15
3	KOREA	6'36"24

Heat 3

1	*YUGOSLAV	5'59"23
2	CANADA	6'03"86
3	AUSTRALA	6'06"24
4	U.A.R.	6'19"03

*—Qualified for the Final.



The U.S.A. crew after winning the Eight-Oars event
L'équipage américain après avoir gagné d'Aviron, huit rameurs

Final for 7-12th Places Start Time 16.07 Oct. 14

Place	Lane	Country	500m	1000m	1500m	2000m
7	1	FRANCE	1'27"94	2'58"18	4'29"20	5'58"57
8	2	AUSTRALA	1'27"36	3'01"71	4'35"52	6'02"21
9	5	CANADA	1'27"65	2'59"05	4'31"62	6'02"69
10	4	JAPAN	1'27"34	2'56"15	4'30"67	6'05"14
11	3	NZEALAND	1'27"12	2'59"80	4'36"36	6'07"59
12	6	KOREA	1'30"19	3'07"24	4'50"15	6'31"80

Wind—4.5 m (NNW) Starter—Queyreur, Jean FRANCE
Umpire—Ganz, Ernst SWITZ

Final Start Time 17.27 Oct. 15

Place	Lane	Country	Name	500m	1000m	1500m	2000m	
1	6	U.S.A.	Amlong, Joseph Brian Budd, Harold Boyce Jr. Cwiklinski, Stanley F. Knecht, William Joseph Zimonyi, Robert	Amlong, Thomas Kennedy Clark, Emory Wendell Foley, Hugh Miller Stowe, William Arthur	1'29"44	3'04"29	4'40"55	6'18"23
2	3	GERMANY	Aeffke, Klaus Von Groddeck, Karl-H. Behrens, Klaus Plagemann, Jurgen Ahrens, Thomas	Bittner, Klaus Wallbrecht, Hans-Jurgen Schroeder, Jurgen Meyer, Horst	1'28"54	3'04"01	4'45"33	6'23"29
3	5	CZECHSLV	Cermak, Petr Mrvik, Jan Ventus, Josef Janousek, Bohumil Konicek, Miroslav	Lundak, Jiri Tocek, Julius Pojezny, Ludek Novy, Richard	1'30"08	3'08"45	4'47"65	6'25"11
4	1	YUGOSLAV	Klavora, Boris Berc, Joza Mandic, Marko Martic, Pavao Balas, Zdenko	Barut, Jadran Skalak, Vjekoslav Colja, Alojz Kleva, Lucijan	1'32"63	3'09"38	4'48"21	6'27"15
5	2	U.S.S.R.	Yagelavichus, Iozanas-Al. Karla, Piatras Sterlik, Vladimir Bagdonavichus, Antanas Lorentsson, Yury	Suslin, Yury Briedias, Yulius Yukna, Zigmas Voitkevich, Rishard	1'29"32	3'06"68	4'47"05	6'30"69
6	4	ITALY	Giani, Dario Gilardi, Gian Pietro Polti, Pietro Savarin, Orlando Stefanoni, Ivo	Tagliapietra, Sergio Glorioso, Francesco Schiavon, Giuseppe Brunello, Sereno	1'32"48	3'12"29	4'58"01	6'42"78

Wind—3.0 m (E) Starter—Sessa Attard, Francesco ITALY
Umpire—Thorn, George NZEALAND



The Toda Rowing Course, with the cauldron for the sacred flame in the foreground

The Eight Oars race after sunset. The No. 6 course (nearest) is the winning U.S.A. team with the German team in course 3 which was second





Pair Oars without Cox with the winner Canada in course 6, Netherlands ② in course 4 and Germany ③ in course 2

Four Oars without Cox with winners Denmark ① Great Britain ② and U.S.A. ③





Single Sculls won by v. Ivanov (URS) (course 5)

Four Oars with Cox was won by the German crew





The Four Oars with Cox race won by ① Germany (course 6), ② Italy (5 course) and ③ Netherlands (course 4)

Pair Oars with Cox race





Basket-Ball

International Amateur Basketball

Federation

President Antonio Dos Reis Carneiro

Vice President

Ambrosio Padilla

William H. Preston

Nikolai Semasko

Abdel Moneim Wahby

Erasmus Lopez

Clifford H. Buck

General Secretary

R. William Jones

Japan Amateur Basketball Association

President Kawada, Shige

Vice President

Asano, Nobuaki

Mitsumoto, Tsunehiko

Nomura, Hitomi

General Secretary

Oba, Tetsuo

Technical Commission

R. William Jones

Ueda, Yoshimi, (JAPAN)

M. Abdel Azmi Ashri

(U.A.R.)

Jury of Appeal

President Antonio Des Reis Carneiro

Vice President

Clifford H. Buck

Nikolai Semasko

Ambrosio Padilla

Abdel Moneim Wahby

Member Australia Canada

Hungary Japan

Substitute Mexico Poland

Uruguay Yugoslavia

(Chief of Basketball Team)

International Referee

Renato Righetto (BRAZIL)

P. Julio Sanchez (URUGUAY)

Hassan Nikou (IRAN)

Charlie Sien (MALAYSIA)

C. Nikolay Ivanovitch (U.S.S.R.)

Goffredo Sussi (ITALY)

Juhani Salmenkyla (FINLAND)

Wayne Lichty (U.S.A.)

R. George Siborn (CANADA)

Matsuo, Takeshi (JAPAN)

T. Sid James (AUSTRALIA)

Rae Allen Gordon (CANADA)

Ervin Kassai (HUNGARY)

Furukawa, Yukiyoshi (JAPAN)

Yong Kun Choi (KOREA)

R. Diaz Mercado (MEXICO)

Czestaw Czmocho (POLAND)

H. Mario Jaime (URUGUAY)

Zigmund Mihalik (U.S.A.)

Kawai, Takeshi (JAPAN)

Kanaka, Ryoichi (JAPAN)

Katsura, Masayuki (JAPAN)

Todo, Masanori (JAPAN)

Ernesto Alvarez (MEXICO)

Ming Hsin Tang (TAIWAN)

Felicisimo Fajardo (PHILIPINS)

Time Table—National Gymnasium Annex

First Round

Date	Time	Games	Date	Time	Games
Oct. 11, (Sun.)	9.00	KOR—FIN (B)	Oct. 16, (Fri.)	16.00	CAN—ITA (A)
	10.30	BRA—PER (B)		17.30	FIN—BRA (B)
	12.00	YUS—URU (B)		19.00	AUS—KOR (B)
	13.30	POL—HUN (A)		20.30	MEX—POL (A)
	16.00	ITA—MEX (A)		9.00	FIN—AUS (B)
	17.30	JPN—PUR (A)		10.30	PER—KOR (B)
	19.00	URS—CAN (A)		12.00	MEX—CAN (A)
	20.30	USA—AUS (B)		13.30	URU—BRA (B)
Oct. 12, (Mon.)	9.00	KOR—URU (B)	16.00	HUN—ITA (A)	
	10.30	ITA—PUR (A)	17.30	URS—JPN (A)	
	12.00	POL—JPN (A)	19.00	USA—YUS (B)	
	13.30	BRA—YUS (B)	20.30	PUR—POL (A)	
	16.00	USA—FIN (B)	9.00	JPN—ITA (A)	
	17.30	AUS—PER (B)	10.00	HUN—MEX (A)	
	19.00	URS—MEX (A)	12.00	URS—POL (A)	
	20.30	CAN—HUN (A)	13.30	PUR—CAN (A)	
Oct. 13, (Tues.)	9.00	USA—PER (B)	16.00	YUS—KOR (B)	
	10.30	FIN—URU (B)	17.30	PER—FIN (B)	
	12.00	ITA—POL (A)	19.00	USA—BRA (B)	
	13.30	MEX—PUR (A)	20.30	URU—AUS (B)	
	16.00	URS—HUN (A)	9.00	PUR—HUN (A)	
	17.30	AUS—YUS (B)	10.30	USA—KOR (B)	
	19.00	CAN—JPN (A)	12.00	POL—CAN (A)	
	20.30	KOR—BRA (B)	13.30	YUS—FIN (B)	
Oct. 14, (Wed.)	9.00	URS—PUR (A)	16.00	JPN—MEX (A)	
	10.30	USA—URU (B)	17.30	BRA—AUS (B)	
	12.00	HUN—JPN (A)	19.00	URS—ITA (A)	
	13.30	PER—YUS (B)	20.30	URU—PER (B)	

Semi Finals

Date	Time	Games
Oct. 20, (Tues.)	14.00	Semi-final for classification from 13th to 16th place
	15.30	"
	18.30	Semi-final for classification from 5th to 8th place
Oct. 21, (Wed.)	20.00	"
	14.00	Semi-final for classification from 9th to 12th place
	15.30	"
	18.30	Semi-final for classification from 1st to 4th place
	20.00	"

Finals

Date	Time	Games
Oct. 22, (Thur.)	14.00	Final classification for 15th and 16th place
	15.30	Final classification for 13th and 14th place
	18.30	Final classification for 7th and 8th place
	20.00	Final classification for 5th and 6th place
Oct. 23, (Fri.)	14.00	Final classification for 11th and 12th place
	15.30	Final classification for 9th and 10th place
	18.30	Final classification for 3rd and 4th place
	20.00	Final classification for 1st and 2nd place

A member of the U.S.S.R. team handling a dribble in the U.S.S.R. v. U.S.A. match

Un membre de l'équipe de l'U.R.S.S. touchant le ballon au cours du match U.R.S.S.—Etats-Unis



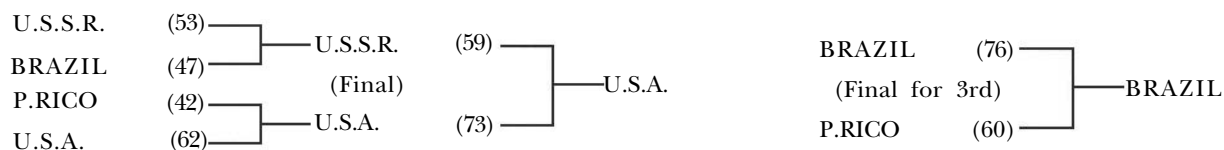
First Round Summary

Group A	U.S.S.R.	ITALY	POLAND	JAPAN	P. RICO	HUNGARY	MEXICO	CANADA	Games		Lost	Dsq	Scores	Opposite Scores	Place Points
									Won	Lost					
U.S.S.R.	*	76-67	74-65	72-59	82-63	84-42	87-76	87-52	7	7	0	0	562	424	14 1
ITALY	67-76	*	58-61	68-72	74-64	77-73	85-80	66-54	7	4	3	0	495	480	11 4
POLAND	65-74	61-58	*	81-57	60-66	56-53	70-71	74-69	7	4	3	0	467	448	11 3
JAPAN	59-72	72-68	57-81	*	55-65	58-41	62-64	58-37	7	3	4	0	421	428	10 6
P. RICO	63-82	64-74	66-60	65-55	*	74-59	73-55	88-69	7	5	2	0	493	454	12 2
HUNGARY	42-84	73-77	53-56	41-58	59-74	*	69-61	70-59	7	2	5	0	407	469	9 7
MEXICO	76-87	80-85	71-70	64-62	55-73	61-69	*	78-68	7	3	4	0	485	514	10 5
CANADA	52-87	54-66	69-74	37-58	69-88	59-70	68-78	*	7	0	7	0	408	521	7 8

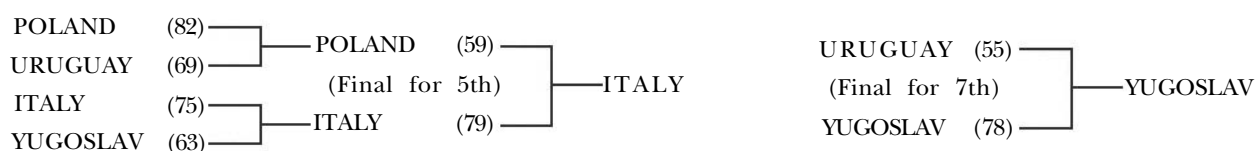
Group B	U.S.A.	BRAZIL	YUGO-SLAV	URUGUAY	PERU	FINLAND	AUSTRALA	KOREA	Games		Lost	Dsq	Scores	Opposite Scores	Place Points
									Won	Lost					
U.S.A.	*	86-53	69-61	83-28	60-45	77-51	78-45	116-50	7	7	0	0	569	333	14 1
BRAZIL	53-86	*	68-64	80-68	50-58	61-54	69-57	92-65	7	5	2	0	473	452	12 2
YUGOSLAV	61-69	64-68	*	84-71	73-64	74-45	74-70	99-66	7	5	2	0	529	453	12 3
URUGUAY	28-83	68-80	71-84	*	69-59	73-55	58-57	105-64	7	4	3	0	472	482	11 4
PERU	45-60	58-50	64-73	59-69	*	59-63	62-81	84-57	7	2	5	0	431	453	9 7
FINLAND	51-77	54-61	45-74	55-73	63-59	*	61-59	80-72	7	3	4	0	409	475	10 5
AUSTRALA	45-78	57-69	70-74	57-58	81-62	59-61	*	65-58	7	2	5	0	434	460	9 6
KOREA	50-116	65-92	66-99	64-105	57-84	72-80	58-65	*	7	0	7	0	432	641	7 8

Semi-Finals and Finals

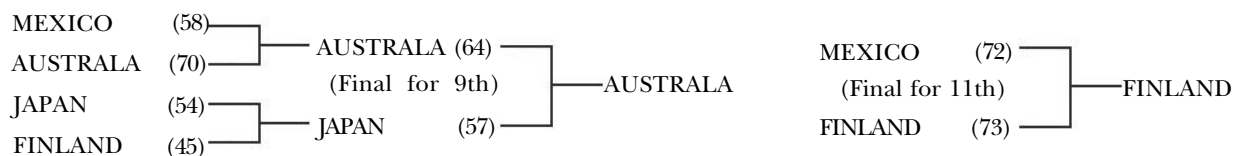
1st-4th



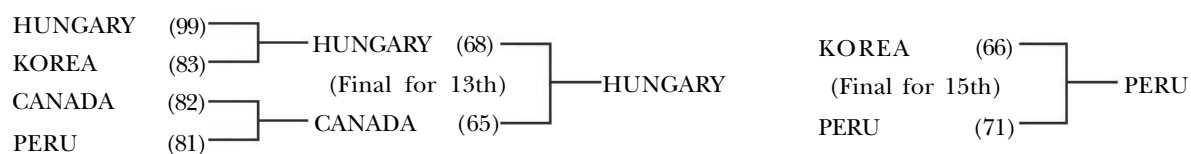
5th-8th



9th-12th



13th-16th



Previous Olympic Winners

1936	U.S.A.
1948	U.S.A.
1952	U.S.A.
1956	U.S.A.
1960	U.S.A.

First Round Oct. 10th~18th**Game No. 1** First Round League Group BReferee—Sussi, Goffredo
Umpire—Alvarez, ErnestoITALY
MEXICO

Time 9.00

FINLAND 80 (37—31) **72** **KOREA**
(43—41)

Number	Name	Field Goals		Free Throws		Total Scores	Fouls
		Made	Missed	Made	Missed		
	FINLAND						
4	Manninen, Uolevi	1	3	0	2	2	1
5	Liimo, Kari Tapani	6	14	2	2	14	6
6	Lampen, Timo Heikki E.	3	7	1	1	7	5
7	Laanti, Pertti Juhani	0	4	0	0	0	3
8	Liimo, Martti Juhani	10	13	13	5	33	5
9	Lindhholm, Raimo Allan	1	1	0	0	2	2
10	Harjula, Juha Anton K.	4	6	0	0	8	2
11	Kala, Risto Antero	—	—	—	—	—	—
12	Kauppinen, Kauko Kalervo	3	0	0	0	6	2
13	Pilkevaara, Jorma Kalevi	2	3	0	0	4	2
14	Finneman, Teijio Uolevi	—	—	—	—	—	—
15	Vartia, Raimo Veikko	2	4	0	0	4	3
	Total	32	55	16	10	80	31

Game No. 2 First Round League Group BReferee—Siborn, R. George
Umpire—Ivanovitch, C. NikolayCANADA
U.S.S.R.

Time 10.37

PERU 58 (24—23) **50** **BRAZIL**
(34—27)

Number	Name	Field Goals		Free Throws		Total Scores	Fouls
		Made	Missed	Made	Missed		
	PERU						
4	Duarte, Enrique	5	8	2	9	12	2
5	Duarte, Ricardo	9	17	1	5	19	5
6	Duarte, Luis	—	—	—	—	—	—
7	Vargas, Jorge	—	—	—	—	—	—
8	Benalcazar, Oscar	0	3	2	8	2	4
9	Paredes, Simon	—	—	—	—	—	—
10	Sevilla, Oscar	1	3	0	2	2	4
11	Sangio, Tomas	1	5	1	1	3	5
12	Guzman, Jose	—	—	—	—	—	—
13	Vasquez, Carlos	7	13	6	2	20	4
14	Duarte, Raul	0	0	0	0	0	0
15	Valerio, Manuel	—	—	—	—	—	—
	Total	23	49	12	27	58	24

Game No. 3 First Round League Group BReferee—Gordon, Rae Allen
Umpire—Czmoch, CzestawCANADA
POLAND

Time 12.13

YUGOSLAVIA 84 (43—26) **71** **URUGUAY**
(41—45)

Number	Name	Field Goals		Free Throws		Total Scores	Fouls
		Made	Missed	Made	Missed		
	YUGOSLAVIA						
4	Gordic, Slobodan	4	6	0	0	8	4
5	Korac, Radivoj	6	10	5	1	17	4
6	Rajkovic, Trajko	1	2	0	0	2	2
7	Kovacic, Dragan	2	5	4	2	8	2
8	Djerdja, Josip	5	6	0	4	10	3
9	Raznatovic, Dragoslav	—	—	—	—	—	—
10	Daneu, Ivo	4	11	7	5	15	2
11	Petricovic, Zvonko	6	3	0	0	12	2
12	Eiselt, Vital	1	1	1	1	3	1
13	Cvetkovic, Vladimir	—	—	—	—	—	—
14	Djuric, Nemanja	0	8	1	1	1	3
15	Nikolic, Miodrag	3	4	2	3	8	2
	Total	32	56	20	17	84	22

Number	Name	Field Goals		Free Throws		Total Scores	Fouls
		Made	Missed	Made	Missed		
	KOREA						
4	Har, Ui Kon	5	4	0	0	10	5
5	Lee, Byung Goo	—	—	—	—	—	—
6	Kim, Young Ki	8	13	3	1	19	3
7	Kim, Chung Sun	2	4	1	1	5	5
8	Moon, Hyun Chang	—	—	—	—	—	—
9	Kim, Moon Hyun	1	4	2	0	4	2
10	Sin, Dong Pa	4	7	4	2	12	4
11	Bang, Yeul	—	—	—	—	—	—
12	Kim, In Kun	6	8	3	1	15	4
13	Kim, Young Il	0	1	5	1	5	2
14	Kim, Seung Kyu	1	0	0	0	2	5
15	Chung, Jin Bong	0	0	0	0	0	3
	Total	27	41	18	6	72	33

Number	Name	Field Goals		Free Throws		Total Scores	Fouls
		Made	Missed	Made	Missed		
	BRAZIL						
4	Posos, Amaury Antonio	2	8	0	0	4	5
5	Marques, Wlamir	8	8	0	0	16	5
6	Pereira, Maciel Ubiratan	3	4	2	2	8	4
7	Domingos Massoni, Carlos	0	1	0	0	0	5
8	Wilhem Braun, Friedrich	2	4	0	0	4	4
9	De Souza, Carmo	3	7	4	4	10	3
10	Schall, Jatyr Eduardo	—	—	—	—	—	—
11	Bispo Dos Santos, Edson	1	8	0	0	2	5
12	Salvador Sucar, Antonio	0	6	1	3	1	3
13	Mirshawka, Victor	2	4	1	1	5	4
14	De Toledo Machado, Sergio	0	1	0	0	0	1
15	Edvar Simoes, Jose	—	—	—	—	—	—
	Total	21	51	8	10	50	39

Number	Name	Field Goals		Free Throws		Total Scores	Fouls
		Made	Missed	Made	Missed		
	URUGUAY						
4	Poyet, Washington A.	1	8	3	1	5	3
5	Marquez, Walter	3	0	0	0	6	2
6	Gomez, Julio Cesar	2	2	1	1	5	5
7	Koster, Luis Eduardo	0	1	0	0	0	2
8	Ciavattone, Edison A.	6	13	7	1	19	1
9	Roca, Alvaro Eduardo	1	0	1	1	3	2
10	Pisano, Sergio	4	7	0	0	8	5
11	Garcia, Luis Agustin	0	2	2	0	2	3
12	Gadea, Manuel Roberto	8	11	0	0	16	5
13	De Leon, Ramiro Eduardo	0	8	1	1	1	3
14	Rial, Waldemar Jose	0	2	0	0	0	5
15	Maya, Jorge	3	3	0	3	6	5
	Total	28	57	15	8	71	41

Game No. 4 First Round League Group A
Time 13.45

Referee—Righetto, Renato
Umpire—Mihalik, Zigmund

BRAZIL
U.S.A.

		POLAND	56	(34—26)	53	HUNGARY		
				(22—27)				
Number	Name	Field Goals		Free Throws		Total Scores	Fouls	
		Made	Missed	Made	Missed			
POLAND								
4	Wichowski, Janusz Wiktor	5	4	4	3	14	5	
5	Pstrokowski, Andrzej S.	0	3	0	0	0	4	
6	Blauth, Tadeusz Michal	—	—	—	—	—	—	
7	Perka, Andrzej Mieczyslaw	—	—	—	—	—	—	
8	Olejniczak, Stanislaw	0	5	0	0	0	1	
9	Sitkowski, Krzysztof M.	3	4	0	0	6	3	
10	Piskun, Jerzy-Andrzej	4	6	0	0	8	4	
11	Likszo, Bohdan Stanislaw	5	8	6	2	16	2	
12	Lopatka, Mieczyslaw	2	2	0	0	4	2	
13	Frelkiewicz, Kazimierz	0	3	0	2	0	1	
14	Czernichowski, K.J.	—	—	—	—	—	—	
15	Dregier, Zbigniew	3	3	2	0	8	4	
Total		22	38	12	7	56	26	

Game No. 5 First Round League Group A
Time 16.00

Referee—Lichty, Wayne
Umpire—Choi, Yong Kun

U.S.A.
KOREA

		ITALY	85	(42—45)	80	MEXICO		
				(43—35)				
Number	Name	Field Goals		Free Throws		Total Scores	Fouls	
		Made	Missed	Made	Missed			
ITALY								
4	Giomo, Augusto	0	0	0	0	0	0	
5	Pellanera, Justo	3	7	0	0	6	4	
6	Lombardi, Gianfranco	7	13	2	4	16	3	
7	Pieri, Gianfranco	1	4	0	0	2	2	
8	Bertini, Franco	2	2	0	0	4	3	
9	Vittori, Paolo	12	7	5	3	29	2	
10	Sardagna, Gianfranco	4	0	1	1	9	4	
11	Flaborea, Ottorino	—	—	—	—	—	—	
12	Masini, Massimo	6	6	0	0	12	1	
13	Bufalini, Sauro	0	1	0	0	0	1	
14	Vianello, Gabriele	1	3	1	3	3	0	
15	Gavagnin, Giovanni	1	2	2	0	4	3	
Total		37	45	11	11	85	23	

Game No. 6 First Round League Group A
Time 17.30

Referee—Sanchez, Padilla Julio
Umpire—James, Taylor Sid

URUGUAY
AUSTRALA

		PUERTO RICO	65	(22—24)	55	JAPAN		
				(43—31)				
Number	Name	Field Goals		Free Throws		Total Scores	Fouls	
		Made	Missed	Made	Missed			
PUERTO RICO								
4	Mc Cadney, William	1	2	1	1	3	5	
5	Droz Ramos, Evelio	1	0	0	0	2	1	
6	Adorno Melendez, Ruben	3	1	1	1	7	3	
7	Cruz Downs, Teofilo	9	3	2	0	20	5	
8	Vicens Sastre, Juan	2	4	6	2	10	3	
9	Zamot Bula, Alberto	—	—	—	—	—	—	
10	Anza Ortiz, Martin	0	0	3	2	3	5	
11	Frontera Colley, Jaime	2	6	0	0	4	1	
12	Baez Marino, Juan Ramon	3	2	3	1	9	4	
13	Garcia, Lucas, Angel	—	—	—	—	—	—	
14	Cancel Acevedo, Angel	1	0	0	0	2	4	
15	Gutierrez Ferrer, Toms	2	2	1	1	5	4	
Total		24	20	17	8	65	35	

Number	Name	Field Goals		Free Throws		Total Scores	Fouls
		Made	Missed	Made	Missed		
	HUNGARY						
4	Bohaty, Miklos	1	3	0	0	2	2
5	Gabanyi, Laszlo	3	7	3	3	9	3
6	Polik, Gyorgy	2	4	0	0	4	4
7	Koczka, Pal	0	3	2	0	2	2
8	Greminger, Janos	3	1	0	0	6	4
9	Prieszol, Jozsef	1	5	2	0	4	3
10	Kangyal, Tibor	—	—	—	—	—	—
11	Lendvai, Odon	0	0	0	0	0	0
12	Bencze, Janos	7	9	0	0	14	5
13	Racz, Janos	6	6	0	0	12	1
14	Haan, Andras	—	—	—	—	—	—
15	Glatz, Arpad	—	—	—	—	—	—
	Total	23	38	7	3	53	24

Number	Name	Field Goals		Free Throws		Total Scores	Fouls
		Made	Missed	Made	Missed		
	MEXICO						
4	Heredia Estrella Rafael	3	3	2	0	8	4
6	Herrera Montoya, Armando	1	1	0	0	2	1
7	Arellano Moreno, Miguel	—	—	—	—	—	—
9	Avila Saenz, Eulalio	1	1	0	0	2	4
10	Grajeda Alvarado, Luis E.	3	11	5	3	11	2
11	Pena Maldonado Mario	5	7	0	0	10	1
12	Quintanar Rohana, Garlos	8	8	0	0	16	5
13	Almanza Gonzalez, Alberto	8	12	0	0	16	2
14	Pontvianne Jimenez, R.A.	—	—	—	—	—	—
15	Raga Navarro, Manuel	7	9	1	1	15	4
	Total	36	52	8	4	80	23

Number	Name	Field Goals		Free Throws		Total Scores	Fouls
		Made	Missed	Made	Missed		
	JAPAN						
4	Nara, Setsuo	0	1	0	0	0	3
5	Wakabayashi, Kaoru	2	0	0	0	4	2
6	Shiga, Masashi	0	1	0	0	0	0
7	Nakamura, Kunihiko	3	11	3	1	9	5
8	Nasuda, Takashi	2	11	2	1	6	4
9	Bai, Katsuo	—	—	—	—	—	—
10	Fujie, Seiji	2	3	0	0	4	4
11	Kaiho, Nobuo	1	2	0	0	2	1
12	Egawa, Yoshitaka	1	6	8	0	10	2
13	Moroyama, Fumihiko	10	6	0	0	20	2
14	Tsunoda, Katsuji	0	3	0	0	0	5
15	Kodama, Akira	0	0	0	0	0	5
	Total	21	44	13	2	55	33

Game No. 7 First Round League Group A Referee—Jaime, Hopenhaym Mario URUGUAY
 Time 19.00 U.S.S.R. 87 (37—17) 52 CANADA Umpire—Salmenkyla, Juhani FINLAND

Number	Name	Field Goals		Free Throws		Total Scores	Fouls
		Made	Missed	Made	Missed		
	U.S.S.R.						
4	Muizhniex, Valdis	4	1	0	0	8	2
5	Begley, Nikolay	4	8	1	1	9	1
6	Alachachian, Armenak	2	0	1	1	5	4
7	Travin, Alexandr	6	6	2	3	14	3
8	Khrynin, Viacheslav	1	4	1	1	3	2
9	Krumin, Yan	2	2	4	0	8	1
10	Moseshvili, Levan	4	4	0	0	8	1
11	Korneev, Yury	3	3	0	0	6	4
12	Petrov, Alexandr	4	6	3	3	11	5
13	Volnov, Gennady	1	6	0	0	2	2
14	Lipso, Yaak	2	5	2	4	6	2
15	Kalninsh, Yuris	3	3	1	1	7	0
	Total	36	48	15	14	87	27

Game No. 8 First Round League Group B Referee—Matsuo, Takeshi JAPAN
 Time 20.33 U.S.A. 78 (36—20) 45 AUSTRALIA Umpire—Kassai, Ervin HUNGARY

Number	Name	Field Goals		Free Throws		Total Scores	Fouls
		Made	Missed	Made	Missed		
	U.S.A.						
4	Barnes, Jim	5	5	3	3	13	2
5	Bradley, William Warren	3	3	1	1	7	5
6	Brown, Lawrence Harvey	1	4	0	0	2	4
7	Caldwell, Joe Louis	2	6	0	0	4	0
8	Counts, Mel Grant	2	3	0	0	4	2
9	Davies, Richard Allen	2	2	2	0	6	4
10	Hazzard, Walter	2	2	0	0	4	2
11	Jackson, Lucious Brown	3	2	1	1	7	2
12	McCaffrey, John Paul	5	4	0	0	10	2
13	Mullins, Jeffry Vincent	1	2	0	0	2	0
14	Shipp, Jerry Franklin	6	7	4	2	16	2
15	Wilson, George	1	6	1	1	3	4
	Total	33	46	12	8	78	29

Game No. 9 First Round League Group B Referee—Siborn, R. George CANADA
 Time 9.07 URUGUAY 105 (66—29) 64 KOREA Umpire—Kawai, Takeshi JAPAN

Number	Name	Field Goals		Free Throws		Total Scores	Fouls
		Made	Missed	Made	Missed		
	URUGUAY						
4	Poyet, Washington A.	4	2	2	0	10	2
5	Marquez, Walter	5	3	0	0	10	1
6	Gomez, Julio Cesar	1	3	0	0	2	5
7	Koster, Luis Eduardo	1	5	0	0	2	2
8	Ciavattonne, Edison A.	6	2	0	0	12	1
9	Roca, Alvaro Eduardo	1	0	0	0	2	4
10	Pisano, Sergio	11	2	0	0	22	1
11	Garcia, Luis Agustin	1	3	5	1	7	4
12	Gadea, Manuel Roberto	3	4	0	0	6	3
13	De Leon, Ramiro Eduardo	5	3	0	0	10	2
14	Rial, Waldemar Jose	7	3	0	0	14	1
15	Maya, Jorge	4	2	0	2	8	4
	Total	49	32	7	3	105	30

Number	Name	Field Goals		Free Throws		Total Scores	Fouls
		Made	Missed	Made	Missed		
	CANADA						
4	Richman, Reuben	1	3	0	0	2	2
5	Stulac, Joseph	0	0	0	0	0	0
6	Howson, Barry Franklin	3	8	2	0	8	2
7	Maguire, James W.H.	0	1	0	0	0	1
8	Hartley, Keith Chapman	2	13	0	0	4	4
9	Reynolds, Warren Alfred	1	7	0	0	2	4
10	Birtles, Walter Allen	1	1	0	0	2	2
11	Goldring, Rollit James	1	3	1	1	3	2
12	Ingaldson, Fred Einer	0	4	2	2	2	0
13	McKibbon, John Hubert	10	13	5	2	25	5
14	Dacyshyn, John	—	—	—	—	—	—
15	Stulac, George William	2	3	0	0	4	2
	Total	21	56	10	5	52	24

Number	Name	Field Goals		Free Throws		Total Scores	Fouls
		Made	Missed	Made	Missed		
	AUSTRALIA						
4	Davie, Theodore L.S.	1	2	0	2	2	2
5	Hackwill, Brendor Alan	2	2	0	0	4	4
6	Heard, John Alastair	0	5	0	0	0	2
7	Wyatt, William George	3	5	0	0	6	3
8	Ahmatt, Michael H. G.	4	3	3	1	11	3
9	Cole, Kenneth Frank	1	6	1	1	3	4
10	Rodwell, Clifford Carl	1	6	0	2	2	1
11	Dancis, Mikelis Reinis	1	2	0	0	2	5
12	Linde, Werner Rudolph	0	3	2	2	2	0
13	Hody, Laszlo	3	3	1	3	7	1
14	Gaze, Lindsay John Casson	2	10	2	0	6	3
15	Gardiner, John Neville	0	2	0	0	0	1
	Total	18	49	9	11	45	29

Number	Name	Field Goals		Free Throws		Total Scores	Fouls
		Made	Missed	Made	Missed		
	KOREA						
4	Har Ui Kon	6	10	2	0	14	2
5	Lee, Byung Goo	0	0	0	0	0	1
6	Kim, Young Ki	9	16	5	1	23	0
7	Kim, Chung Sun	1	6	1	1	3	5
8	Moon, Hyun Chang	—	—	—	—	—	—
9	Kim, Moon Hyun	3	9	5	1	11	1
10	Sin, Dong Pa	1	2	0	0	2	0
11	Bang, Yeul	0	1	0	0	0	0
12	Kim In Kun	2	4	0	0	4	2
13	Kim, Young Il	2	0	0	0	4	5
14	Kim, Seung Kyu	1	0	0	0	2	3
15	Chung, Jin Bong	0	2	1	1	1	0
	Total	25	50	14	4	64	19

Game No. 10 First Round League Group A

Referee—Righetto, Renato

BRAZIL

Time 10.30

Umpire—Tang, Ming Hsin

TAIWAN

		ITALY	74	(42—33)	64	PUERTO RICO		
				(32—31)				
Number	Name	Field Goals		Free Throws		Total Scores	Fouls	
		Made	Missed	Made	Missed			
	ITALY							
4	Giomo, Augusto	—	—	—	—	—	—	
5	Pellanera, Justo	1	2	0	0	2	5	
6	Lombardi, Gianfranco	0	6	2	2	2	1	
7	Pieri, Gianfranco	3	4	1	1	7	4	
8	Bertini, Franco	1	5	0	0	2	5	
9	Vittori, Paolo	5	13	10	4	20	4	
10	Sardagna, Gianfranco	3	3	0	0	6	3	
11	Flaborea, Ottorino	—	—	—	—	—	—	
12	Masini, Massimo	5	3	0	0	10	4	
13	Bufalini, Sauro	2	4	0	2	4	4	
14	Vianello, Gabriele	4	2	1	1	9	3	
15	Gavagnin, Giovanni	6	4	0	0	12	4	
	Total	30	46	14	10	74	37	

Game No. 11 First Round League Group A

Referee—Lichty, Wayne

U.S.A.

Time 12.16

Umpire—Sien, Charlie


MALAYSIA

		POLAND	81	(32—27)	57	JAPAN		
				(49—30)				
Number	Name	Field Goals		Free Throws		Total Scores	Fouls	
		Made	Missed	Made	Missed			
	POLAND							
4	Wichowski, Janusz Wiktor	6	8	7	1	19	4	
5	Pstrokonski, Andrzej S.	3	4	2	0	8	3	
6	Blauth, Tadeusz Michal	0	0	0	0	0	0	
7	Perka, Andrzej Mieczyslaw	2	2	0	0	4	0	
8	Olejnicz, Stanislaw	2	2	0	2	4	2	
9	Sitkowski, Krzysztof M.	2	5	0	0	4	2	
10	Piskun, Jerzy-Andrzej	0	6	0	0	0	2	
11	Likszo, Bohdan Stanislaw	6	4	2	0	14	3	
12	Lopatka, Mieczyslaw	9	5	2	2	20	2	
13	Frelkiewicz, Kazimierz	0	4	2	4	2	2	
14	Czernichowski, K.J.	1	2	2	2	4	1	
15	Dregier, Zbigniew	1	2	0	0	2	5	
	Total	32	44	17	11	81	26	

Number	Name	Field Goals		Free Throws		Total Scores	Fouls
		Made	Missed	Made	Missed		
	JAPAN						
4	Nara, Setsuo	0	3	0	0	0	3
5	Wakabayashi, Kaoru	1	2	0	0	2	4
6	Shiga, Masashi	0	0	0	0	0	1
7	Nakamura, Kunihiko	2	8	1	1	5	3
8	Masuda, Takashi	8	10	3	1	19	4
9	Bai, Katsuo	1	0	0	0	2	3
10	Fujie Seiji	0	1	1	1	1	0
11	Kaiho, Nobuo	0	1	0	0	0	1
12	Egawa, Yoshitaka	3	6	1	1	7	3
13	Moroyama, Fumihiko	3	8	3	1	9	0
14	Tsunoda, Katsuji	2	2	0	0	4	3
15	Kodama, Akira	2	7	4	2	8	4
	Total	22	48	13	7	57	29

Number	Name	Field Goals		Free Throws		Total Scores	Fouls
		Made	Missed	Made	Missed		
PUERTO RICO							
4	Mc Cadney, William	3	5	0	0	6	4
5	Droz Ramos, Elelio	0	5	0	0	0	4
6	Adorno Melendez, Ruben	1	4	4	5	6	4
7	Cruz Downs, Teofilo	6	7	1	1	13	5
8	Vicens Sastre, Juan	5	7	2	0	12	5
9	Zamot Bula, Alberto	—	—	—	—	—	—
10	Anza Ortiz, Martin	6	15	4	2	16	2
11	Frontera Colley, Jaime	4	6	2	0	10	5
12	Baez Marino, Juan Ramon	0	5	1	1	1	4
13	Garcia Lucas, Angel	—	—	—	—	—	—
14	Cancel Acevedo, Angel	0	5	0	0	0	5
15	Gutierrez Ferrer, Tomas	0	3	0	0	0	1
Total		25	62	14	9	64	39

Poland v. Japan—J. Wichowski of Poland handling the ball
 Pologne-Japon—J. Wichowski de l'équipe de Pologne touchant le ballon



Game No. 12 First Round League Group B

Referee—Sussi, Goffredo

ITALY

Time 13.30

Umpire—Diaz, Mercado Rodorfo

MEXICO

Number	Name	Field Goals		Free Throws		Total Scores	Fouls
		Made	Missed	Made	Missed		
	BRAZIL						
4	Pasos, Amaury Antonio	7	18	0	2	14	3
5	Marques, Wlamir	8	10	3	1	19	4
6	Pereira Maciel, Ubiratan	3	4	0	0	6	5
7	Domingos Massoni, Carlos	2	0	0	0	4	5
8	Wilhem Braun, Friedrich	—	—	—	—	—	—
9	De Soula, Carmo	1	1	0	0	2	2
10	Schall, Jatyr Eduardo	0	5	0	2	0	3
11	Bispo Dos Santos, Edson	6	4	0	0	12	5
12	Salvador Sucar, Antonio	1	3	3	1	5	4
13	Mirshawka, Victor	3	5	0	0	6	4
14	De Toledo Machado, Sergio	—	—	—	—	—	—
15	Edver Simoes, Jose	—	—	—	—	—	—
	Total	31	50	6	6	68	35

Game No. 13 First Round League Group B

Referee—Furukawa, Yuki Yoshi

JAPAN

Time 16.00

Umpire—Nikou, Hassan

IRAN

Number	Name	Field Goals		Free Throws		Total Scores	Fouls
		Made	Missed	Made	Missed		
	U.S.A.						
4	Barnes, Jim	2	2	1	1	5	1
5	Bradley, William Warren	4	3	0	0	8	4
6	Brown, Lawrence Harvey	0	1	0	0	0	0
7	Caldwell, Joe Louis	8	5	0	0	16	2
8	Counts, Mel Grant	2	2	1	1	5	2
9	Davies, Richard Allen	0	2	0	0	0	3
10	Hazzard, Walter	2	5	1	1	5	1
11	Jackson, Lucious Brown	2	1	0	0	4	4
12	McCaffrey, John Paul	3	4	0	0	6	3
13	Mullins, Jeffry Vincent	2	1	0	0	4	0
14	Shipp, Jerry Franklin	8	6	2	0	18	3
15	Wilson, George	2	3	2	0	6	5
	Total	35	35	7	3	77	28

Game No. 14 First Round League Group B

Referee—Gordon, Rae Allen

CANADA

Time 17.31

Umpire—Ivanovitch, G. Nikolay

U.S.S.R.

Number	Name	Field Goals		Free Throws		Total Scores	Fouls
		Made	Missed	Made	Missed		
	AUSTRALIA						
4	Davie, Theodore L.S.	—	—	—	—	—	—
5	Hackwill, Brendon Alan	1	1	0	0	2	5
6	Heard, John Alastair	5	8	0	2	10	3
7	Wyatt, William George	14	4	0	0	28	4
8	Ahmatt, Michael H. G.	1	0	0	0	2	2
9	Cole, Kenneth Frank	0	1	1	1	1	1
10	Rodwell, Clifford Carl	0	6	0	0	0	3
11	Dancis, Mikelis Reinis	1	1	0	0	2	5
12	Linde, Werner Rudolph	—	—	—	—	—	—
13	Hody, Laszlo	6	6	4	0	16	3
14	Gaze, Lindsay John Casson	7	11	6	4	20	0
15	Gardiner, John Neville	—	—	—	—	—	—
	Total	35	38	11	7	81	26

Number	Name	Field Goals		Free Throws		Total Scores	Fouls
		Made	Missed	Made	Missed		
	YUGOSLAVIA						
4	Gordic, Slobodan	2	2	0	0	4	2
5	Korac, Radivoj	3	10	7	3	13	3
6	Rajkovic, Trajko	3	4	1	1	7	3
7	Kovacic, Dragan	4	5	2	0	10	3
8	Djerdja, Josip	7	10	2	4	16	3
9	Raznatovic, Dragoslav	—	—	—	—	—	—
10	Daneu, Ivo	0	5	0	0	0	1
11	Petricevic, Zvonko	0	2	0	0	0	1
12	Eiselt, Vital	—	—	—	—	—	—
13	Cvetkovic, Vladimir	—	—	—	—	—	—
14	Djuric, Nemanja	5	8	2	0	12	2
15	Nikolic, Miodrag	1	2	0	0	2	1
	Total	25	48	14	8	64	19

Number	Name	Field Goals		Free Throws		Total Scores	Fouls
		Made	Missed	Made	Missed		
	FINLAND						
4	Manninen, Uolevi	4	5	0	0	8	1
5	Liimo, Kari Tapani	9	14	1	5	19	3
6	Lampen, Timo Heikki E.	0	1	0	0	0	1
7	Laanti, Pertti Juhani	1	5	1	1	3	5
8	Liimo, Martti Juhani	2	2	1	1	5	5
9	Lindholm, Raimo Allan	0	1	4	0	4	0
10	Harjula, Juha Anton K	0	2	0	0	0	1
11	Kala, Risto Antero	0	2	0	2	0	2
12	Kauppinen, Kauko Kalervo	0	0	0	0	0	0
13	Pilkevaara, Jorma Kalevi	5	3	0	0	10	0
14	Finneman, Teijo Uolevi	1	1	0	0	2	1
15	Vartia, Raimo Veikko	0	1	0	0	0	2
	Total	22	37	7	9	51	21

Number	Name	Field Goals		Free Throws		Total Scores	Fouls
		Made	Missed	Made	Missed		
	PERU						
4	Duarte, Enrique	2	3	0	0	4	5
5	Duarte, Ricardo	6	12	7	3	19	5
6	Duarte, Luis	0	0	0	0	0	1
7	Vargas, Jorge	3	3	1	1	7	5
8	Benalcazar, Oscar	2	3	0	0	4	5
9	Paredes, Simon	2	9	1	1	5	2
10	Sevilla, Oscar	—	—	—	—	—	—
11	Sangio, Tomas	0	3	1	1	1	5
12	Guzman, Jose	0	6	0	4	0	2
13	Vasquez, Carlos	1	7	1	1	3	1
14	Duarte, Raul	8	9	1	2	17	3
15	Valerio, Manuel	1	3	0	0	2	5
	Total	25	58	12	13	62	39

Game No. 15 First Round League Group A

Time 19.00

Referee—Sanchez, Padilla Julio URUGUAY

Umpire—James, Taplor Sid AUSTRALA

		U.S.S.R.	87	(37—28)	76	MEXICO		
				(50—48)				
Number	Name	Field Goals		Free Throws		Total Scores	Fouls	
		Made	Missed	Made	Missed			
	U.S.S.R.							
4	Muizhniex, Valdis	1	2	0	0	2	0	
5	Bagley, Nikolay	2	1	0	0	4	5	
6	Alachachian, Armenak	0	0	0	0	0	5	
7	Travin, Alexandr	2	0	1	1	5	2	
8	Khrynin, Viacheslav	3	4	2	0	8	3	
9	Krumin, Yan	3	1	2	0	8	0	
10	Moseshvili, Levan	—	—	—	—	—	—	
11	Korneev, Yury	4	8	1	1	9	5	
12	Petrov, Alexandr	1	2	2	0	4	4	
13	Volnov, Gennady	9	8	6	1	24	3	
14	Lipso, Yaak	6	5	3	1	15	2	
15	Kalninsh, Yuris	4	4	0	0	8	2	
	Total	35	35	17	4	87	31	

Game No. 16 First Round League Group A

Time 20.30

Referee—Fajardo Felicisimo PHILIPINS

Umpire—Choi, Yong Kun KOREA

		HUNGARY	70	(34—30)	59	CANADA		
				(36—29)				
Number	Name	Field Goals		Free Throws		Total Scores	Fouls	
		Made	Missed	Made	Missed			
	HUNGARY							
4	Bohaty, Miklos	1	0	0	0	2	0	
5	Gabanyi, Laszlo	5	1	3	1	13	4	
6	Polik, Gyorgy	1	0	1	1	3	1	
7	Koczka, Pal	4	8	2	0	10	4	
8	Greminger, Janos	1	4	2	0	4	3	
9	Prieszol, Jozsef	2	7	2	0	6	0	
10	Kangyal, Tibor	—	—	—	—	—	—	
11	Lendvai, Odon	0	2	3	1	3	2	
12	Bencze, Janos	5	1	0	0	10	4	
13	Racz, Janos	8	7	1	1	17	4	
14	Haan, Andras	—	—	—	—	—	—	
15	Glatz, Arpad	1	1	0	0	2	3	
	Total	28	31	14	4	70	25	

Game No. 17 First Round League Group B

Time 9.00

Referee—Kassai, Ervin PHILIPINS

Umpire—Kanaka, Ryoichi JAPAN

		U.S.A.	60	(37—18)	45	PERU		
				(23—27)				
Number	Name	Field Goals		Free Throws		Total Scores	Fouls	
		Made	Missed	Made	Missed			
	U.S.A.							
4	Barnes, Jim	1	2	1	1	3	2	
5	Bradley, William Warren	2	0	0	0	4	1	
6	Brown, Lawrence Harvev	1	0	0	0	2	0	
7	Caldwell, Joe Louis	2	7	1	5	5	3	
8	Counts, Mel Grant	4	2	0	0	8	2	
9	Davies, Richard Allen	0	0	0	2	0	0	
10	Hazzard, Walter	2	3	0	0	4	4	
11	Jackson, Lucious Brown	4	3	4	2	12	3	
12	McCaffrey, John Paul	0	2	1	1	1	1	
13	Mullins, Jeffry Vincent	0	0	0	2	0	0	
14	Shipp, Jerry Franklin	9	11	0	0	18	2	
15	Wilson, George	0	3	3	2	3	2	
	Total	25	33	10	15	60	20	

Number	Name	Field Goals		Free Throws		Total Scores	Fouls
		Made	Missed	Made	Missed		
	MEXICO						
4	Heredia Estrella, Rafael	3	8	3	2	9	5
6	Herrera Montoya, Armando	2	5	0	0	4	0
7	Arellano Moreno, Miguel	—	—	—	—	—	—
9	Avila Saenz, Eulalio	0	4	0	2	0	3
10	Grajeda Alvarado, Luis E.	7	5	0	0	14	0
11	Pena Maldonado, Mario	2	0	0	0	4	1
12	Quintanar Rohana, Carlos	4	9	0	0	8	5
13	Almanza Gonzalez, Alberto	8	12	8	0	24	5
14	Pontvianne Jimenez, R.A.	0	0	0	0	0	0
15	Raga Navarro, Manuel	6	7	1	1	13	3
	Total	32	50	12	5	76	22

Number	Name	Field Goals		Free Throws		Total Scores	Fouls
		Made	Missed	Made	Missed		
	CANADA						
4	Richman, Reuben	—	—	—	—	—	—
5	Stulac, Joseph	—	—	—	—	—	—
6	Howson, Barry Franklin	2	7	3	3	7	2
7	Maguire, James W.H.	—	—	—	—	—	—
8	Hartley, Keith Chapman	4	9	0	0	8	3
9	Reynolds, Warren Alfred	5	13	0	0	10	4
10	Birtles, Walter Allen	0	1	0	0	0	3
11	Goldring, Rollit James	—	—	—	—	—	—
12	Ingaldson Fred Einer	5	13	0	0	10	2
13	Mc Kibbon, John Hubert	7	10	2	6	16	3
14	Dacyshyn, John	—	—	—	—	—	—
15	Stulac, George William	4	1	0	0	8	5
	Total	27	54	5	9	59	22

Number	Name	Field Goals		Free Throws		Total Scores	Fouls
		Made	Missed	Made	Missed		
	PERU						
4	Duarte, Enrique	4	5	0	0	8	1
5	Duarte, Ricardo	8	12	1	7	17	3
6	Duarte, Luis	0	0	0	0	0	2
7	Vargas, Jorge	0	2	0	0	0	2
8	Benalcazar, Oscar	0	6	1	1	1	3
9	Paredes, Simon	—	—	—	—	—	—
10	Sevilla, Oscar	—	—	—	—	—	—
11	Sangio, Tomas	2	9	2	4	6	4
12	Guzman, Jose	0	2	0	0	0	1
13	Vasquez, Carlos	0	6	0	0	0	5
14	Duarte, Raul	4	5	1	1	9	5
15	Valerio, Manuel	2	2	0	0	4	2
	Total	20	49	5	13	45	28

Game No. 18 First Round League Group B Referee—Matsuo, Takeshi JAPAN
 Time 10.30 Umpire—Alvarez, Ernesto MEXICO

		URUGUAY	73	(26—27)	55	FINLAND		
				(47—28)				
Number	Name	Field Goals		Free Throws		Total Scores	Fouls	
		Made	Missed	Made	Missed			
	URUGUAY							
4	Poyet, Washington A.	6	10	3	1	15	4	
5	Marquez, Walter	4	8	1	1	9	2	
6	Gomez, Julio Cesar	1	3	1	1	3	3	
7	Koster, Luis Eduardo	1	0	0	0	2	2	
8	Ciazattone, Edison A.	9	12	6	0	24	4	
9	Roca, Alvaro Eduardo	1	1	0	0	2	3	
10	Pisano, Sergio	0	4	2	0	2	4	
11	Garcia, Luis Agustin	1	5	3	3	5	4	
12	Gadea, Manuel Roberto	2	9	0	0	4	3	
13	De Leon, Ramiro Eduardo	0	3	1	1	1	2	
14	Rial, Waldemar Jose	3	1	0	0	6	5	
15	Maya, Jorge	0	1	0	0	0	0	
	Total	28	57	17	7	73	36	

Game No. 19 First Round League Group A Referee—Lichy, Wayne U.S.A.
 Time 12.00 Umpire—Jaime, Hopenhaym Mario URUGUAY

		POLAND	61	(34—27)	58	ITALY		
				(27—31)				
Number	Name	Field Goals		Free Throws		Total Scores	Fouls	
		Made	Missed	Made	Missed			
	POLAND							
4	Wichowski, Janusz Wiktor	2	4	1	1	5	5	
5	Pstrokonski, Andrzej S.	3	8	1	1	7	2	
6	Blauth, Tadeusz Michal	—	—	—	—	—	—	
7	Perka, Andrzej Mieczyslaw	—	—	—	—	—	—	
8	Olejniczak, Stanislaw	2	4	1	1	5	5	
9	Sitkowski, Krzysztof M.	1	2	0	0	2	1	
10	Piskun, Jerzy-Andrzej	1	7	1	1	3	1	
11	Likszo, Bohdan Stanislaw	10	10	2	3	22	4	
12	Lopatka, Mieczyslaw	4	10	5	1	13	3	
13	Frelkiewicz, Kazimierz	0	0	0	0	0	2	
14	Czernichowski, K.J.	0	1	0	0	0	1	
15	Dregier, Zbigniew	1	9	2	2	4	3	
	Total	24	55	13	10	61	27	

Game No. 20 First Round League Group A Referee—Mihalik, Zigmund U.S.A.
 Time 13.30 Umpire—Nikou, Hassan IRAN

		PUERTO RICO	73	(30—27)	55	MEXICO		
				(43—28)				
Number	Name	Field Goals		Free Throws		Total Scores	Fouls	
		Made	Missed	Made	Missed			
	PUERTO RICO							
4	Mc Cadney, William	3	8	5	1	11	5	
5	Droz Ramos, Evelio	0	2	0	0	0	0	
6	Adorno Melendez, Ruben	6	10	3	1	15	4	
7	Cruz Downs, Teofilo	3	6	0	0	6	5	
8	Vicens Sastre, Juan	5	8	5	1	15	3	
9	Zamot Bula, Alberto	0	0	1	1	1	1	
10	Anza Ortiz, Martin	5	11	3	2	13	1	
11	Frontera Colley, Jaime	4	4	0	0	8	4	
12	Baez Marino, Juan Ramon	1	6	0	2	2	5	
13	Garcia Lucas, Angel	0	2	0	0	0	2	
14	Cancel Acevedo, Angel	0	1	2	0	2	2	
15	Gutierrez Ferrer, Tomas	0	0	0	0	0	1	
	Total	27	58	19	8	73	33	

Number	Name	Field Goals		Free Throws		Total Scores	Fouls
		Made	Missed	Made	Missed		
	FINLAND						
4	Manninen, Uolevi	6	7	2	4	14	4
5	Liimo, Kari Tapani	1	18	2	4	4	5
6	Lampen Timo Heikki E.	—	—	—	—	—	—
7	Laanti, Pertti Juhani	0	6	2	0	2	3
8	Liimo, Martti Juhani	5	4	2	0	12	5
9	Lindholm, Raimo Allan	1	1	1	1	3	2
10	Harjula, Juha Anton K.	4	10	0	0	8	4
11	Kala, Risto Antero	1	2	2	0	4	1
12	Kauppinen, Kauko Kalervo	0	1	0	0	0	2
13	Pilkevaara, Jorma Kalevi	2	9	0	4	4	2
14	Finneman, Teijo Uolevi	1	2	1	1	3	0
15	Vartia, Rama Veikko	0	4	1	1	1	5
	Total	21	64	13	15	55	33

Number	Name	Field Goals		Free Throws		Total Scores	Fouls
		Made	Missed	Made	Missed		
	ITALY						
4	Giomo, Augusto	—	—	—	—	—	—
5	Pellanera, Justo	2	6	0	0	4	3
6	Lombardi, Gianfrance	2	7	5	3	9	2
7	Pieri, Gianfranco	2	3	0	0	4	1
8	Bertini, France	—	—	—	—	—	—
9	Vittori, Paolo	5	10	2	2	12	5
10	Sardagna, Gianfranco	1	2	2	0	4	3
11	Flaborea, Ottorino	—	—	—	—	—	—
12	Masini, Massimo	4	4	2	2	10	2
13	Bufaini, Sauro	0	1	0	0	0	2
14	Vianello, Gabriele	4	6	5	1	13	5
15	Gavagnin, Giovanni	1	0	0	0	2	1
	Total	21	39	16	8	58	24

Number	Name	Field Goals		Free Throws		Total Scores	Fouls
		Made	Missed	Made	Missed		
	MEXICO						
4	Heredia Estrella, Rafael	2	10	5	1	9	5
6	Herrera Montoya, Armando	4	10	0	0	8	5
7	Arellano Moreno, Miguel	0	0	3	3	3	0
9	Avila Saenz, Eulalio	0	1	1	3	1	1
10	Grajeda Alvarado, Luis E.	2	8	0	0	4	1
11	Pena Maldonado, Mario,	1	9	2	2	4	4
12	Quintanar Rohana, Carlos	5	11	0	0	10	5
13	Almanza Gonzalez, Alberto	3	5	1	1	7	5
14	Pontvianne Jimenez, R.A.	0	2	3	1	3	1
15	Raga Navarro, Manuel	3	5	0	0	6	2
	Total	20	61	15	11	55	29

Game No. 21 First Round League Group A Referee—Salmenkyla, Juhani FINLAND
 Time 16.00 U.S.S.R. 84 (38—18) 42 HUNGARY Umpire—Sien, Charlie MALAYSIA
 (46—24)

Number	Name	Field Goals		Free Throws		Total Scores	Fouls
		Made	Missed	Made	Missed		
	U.S.S.R.						
4	Muizeniex, Valdis	—	—	—	—	—	—
5	Bagley Nikolay	5	7	2	4	12	5
6	Alachachian, Armenak	2	4	0	0	4	1
7	Travin, Alexandr	4	4	4	0	12	2
8	Khrynin, Viacheslav	—	—	—	—	—	—
9	Krumin, Yan	1	3	3	1	5	4
10	Moseshvili, Levan	—	—	—	—	—	—
11	Korneev, Yury	3	0	1	1	7	3
12	Petrov, Alexandr	5	8	2	4	12	2
13	Volnov, Gennady	7	0	0	0	14	2
14	Lipso, Yaak	3	4	4	0	10	0
15	Kalninsh, Yuris	3	8	2	0	8	2
	Total	33	38	18	10	84	21

Game No. 22 First Round League Group B Referee—Siborn, R. George CANADA
 Time 17.30 YUGOSLAVIA 74 (33—32) 70 AUSTRALIA Umpire—Todo, Masanori JAPAN
 (32—33)
 (9— 5)

Number	Name	Field Goals		Free Throws		Total Scores	Fouls
		Made	Missed	Made	Missed		
	YUGOSLAVIA						
4	Gordic, Slobodan	5	6	0	0	10	1
5	Korac, Radivoj	—	—	—	—	—	—
6	Rajkovic, Trajko	3	3	0	0	6	3
7	Kovacic, Dragan	8	9	2	0	18	2
8	Djerdja, Josip	0	3	0	0	0	5
9	Raznatovic, Dragoslav	0	1	0	0	0	0
10	Daneu, Ivo	8	3	3	1	19	3
11	Petricovic, Zvonko	2	4	2	0	6	3
12	Eiselt, Vital	0	3	2	0	2	3
13	Cvetkovic, Vladimir	—	—	—	—	—	—
14	Djuric, Nemanja	3	12	6	2	12	1
15	Nikolic, Miodrag	0	5	1	1	1	2
	Total	29	49	16	4	74	23

Game No. 23 First Round League Group A Referee—Righetto, Renato BRAZIL
 Time 19.08 JAPAN 58 (25—16) 37 CANADA Umpire—Tang, Ming Hsin TAIWAN
 (33—21)

Number	Name	Field Goals		Free Throws		Total Scores	Fouls
		Made	Missed	Made	Missed		
	JAPAN						
4	Nara, Setsuo	2	3	1	1	5	4
5	Wakabayashi, Kaoru	0	1	1	1	1	1
6	Shiga, Masashi	—	—	—	—	—	—
7	Nakamura, Kunihiro	4	4	0	4	8	4
8	Masuda, Takashi	1	5	5	1	7	3
9	Bai, Katsuo	—	—	—	—	—	—
10	Fujie, Seiji	—	—	—	—	—	—
11	Kaiho, Nobuo	0	0	0	0	0	0
12	Egawa, Yoshitaka	9	12	0	0	18	3
13	Moroyama, Fumihiko	6	5	0	0	12	1
14	Tsunoda, Katsuji	2	3	0	0	4	4
15	Kodama, Akira	1	3	1	1	3	5
	Total	25	36	8	8	58	25

Number	Name	Field Goals		Free Throws		Total Scores	Fouls
		Made	Missed	Made	Missed		
	HUNGARY						
4	Bohaty, Miklos	2	6	0	0	4	5
5	Gabanyi, Laszlo	—	—	—	—	—	—
6	Polik, Gyorgy	1	7	3	2	5	2
7	Koczka, Pal	0	3	4	0	4	2
8	Greminger, Janos	—	—	—	—	—	—
9	Prieszol, Jozsef	0	12	2	0	2	4
10	Kangyal, Tibor	1	3	0	0	2	1
11	Lendvai, Odon	2	2	0	2	4	3
12	Bencze, Janos	3	7	4	0	10	5
13	Racz, Janos	—	—	—	—	—	—
14	Haan, Andras	2	2	0	0	4	2
15	Glatz, Arpad	2	9	3	1	7	1
	Total	13	51	16	5	42	25

Number	Name	Field Goals		Free Throws		Total Scores	Fouls
		Made	Missed	Made	Missed		
	AUSTRALIA						
4	Davie, Theodore L. S.	1	3	1	3	3	2
5	Hackwill, Brendon Alan	0	3	2	0	2	5
6	Heard, John Alastair	5	10	0	0	10	2
7	Wyatt, William George	8	9	3	1	19	1
8	Ahmatt, Michael H. G.	5	4	0	0	10	3
9	Cole, Kenneth Frank	2	5	1	1	5	5
10	Rodwell, Clifford Carl	0	2	0	0	0	0
11	Dancis, Mikelis Reinis	0	2	0	0	0	4
12	Linde, Werner Rudolph	0	3	0	0	0	1
13	Hody, Laszlo	3	4	1	1	7	5
14	Gaze, Lindsay John Casson	6	10	1	1	13	3
15	Gardiner, John Neville	0	2	1	1	1	2
	Total	30	57	10	8	70	33

Number	Name	Field Goals		Free Throws		Total Scores	Fouls
		Made	Missed	Made	Missed		
	CANADA						
4	Richman, Reuben	0	2	1	1	1	3
5	Stulac, Joseph	0	0	0	0	0	0
6	Howson, Barry Franklin	0	4	1	1	1	5
7	Maguire, James W.H.	—	—	—	—	—	—
8	Hartley, Keith Chapman	1	3	0	0	2	2
9	Reynolds, Warren Alfred	1	2	0	0	2	1
10	Birtles, Walter Allen	3	4	1	4	7	3
11	Goldring, Rollit James	—	—	—	—	—	—
12	Ingaldson, Fred Einer	8	9	0	0	16	3
13	Mc Kibbon, John Hubert	4	10	0	2	8	4
14	Dacyshyn, John	—	—	—	—	—	—
15	Stulac, George William	0	4	0	0	0	4
	Total	17	38	3	8	37	25

Game No. 24 First Round League Group B Referee—Czmoch, Czesław POLAND
 Time 20.30 Umpire—Katsura, Masayuki JAPAN

		BRAZIL	92	(51—24)	65	KOREA		
				(41—41)				
Number	Name	Field Goals		Free Throws		Total Scores	Fouls	
		Made	Missed	Made	Missed			
	BRAZIL							
4	Pasos, Amaury Antonio	5	8	1	1	11	0	
5	Marques, Wlamir	7	8	3	1	17	1	
6	Pereira Maciel, Ubiratan	5	3	2	1	12	5	
7	Domingos, Massoni, Carlo	3	3	1	1	7	0	
8	Wilhem Braun, Friedrich	2	1	2	0	6	0	
9	De Souza, Carmo	—	—	—	—	—	—	
10	Schall, Jatyr Eduardo	2	6	3	1	7	3	
11	Bispo Dos Santos, Edson	0	9	2	0	2	1	
12	Salvador Sucar Antonio	4	3	0	0	8	0	
13	Mirshawka, Victor	6	4	2	0	14	2	
14	De Toledo Machado, Sergio	0	1	0	0	0	1	
15	Edvar Simoes, Jose	4	3	0	0	8	2	
	Total	38	49	16	5	92	15	

Game No. 25 First Round League Group A Referee—Righetto, Renato BRAZIL
 Time 9.00 Umpire—Take, S. Bozhidar BELGIUM

		U.S.S.R.	82	(43—28)	63	PUERTO RICO		
				(39—35)				
Number	Name	Field Goals		Free Throws		Total Scores	Fouls	
		Made	Missed	Made	Missed			
	U.S.S.R.							
4	Muizhniex, Valdis	—	—	—	—	—	—	
5	Bagley, Nikolay	3	4	4	0	10	4	
6	Alachachian, Armenak	0	2	3	1	3	5	
7	Travin, Alexandr	4	5	0	0	8	3	
8	Khrynin, Viacheslav	—	—	—	—	—	—	
9	Krumin, Yan	6	5	2	0	14	4	
10	Moseshvili, Levan	—	—	—	—	—	—	
11	Komeey, Yury	2	6	3	1	7	4	
12	Petrov, Alexandr	7	3	0	0	14	5	
13	Volnov, Gennady	7	6	1	3	15	4	
14	Lipso, Yaak	1	3	1	1	3	1	
15	Kalninsh, Yuris	4	4	0	0	8	0	
	Total	34	38	14	6	82	30	

Game No. 26 First Round League Group B Referee—Sussi, Goffredo ITALY
 Time 10.30 Umpire—Furukawa, Yuki Yoshi JAPAN

		U.S.A.	83	(50—13)	28	URUGUAY		
				(33—15)				
Number	Name	Field Goals		Free Throws		Total Scores	Fouls	
		Made	Missed	Made	Missed			
	U.S.A.							
4	Barnes, Jim	6	4	0	0	12	3	
5	Bradley, William Warren	6	1	0	0	12	2	
6	Brown, Lawrence Harvey	1	0	0	0	2	1	
7	Caldwell, Joe Louis	8	2	0	0	16	1	
8	Counts, Mel Grant	3	4	3	1	9	2	
9	Davies, Richard Allen	1	1	0	0	2	2	
10	Hazard, Walter	1	1	2	0	4	0	
11	Jackson, Lucious Brown	2	3	2	0	6	1	
12	McCaffrey, John Paul	3	4	0	0	6	1	
13	Mullins, Jeffrey Vincent	0	1	0	0	0	1	
14	Shipp, Jerry Franklin	4	2	0	0	8	2	
15	Wilson, George	3	5	0	0	6	1	
	Total	38	28	7	1	83	17	

Number	Name	Field Goals		Free Throws		Total Scores	Fouls
		Made	Missed	Made	Missed		
	KOREA						
4	Har, Ui Kon	7	10	0	0	14	4
5	Lee, Byung Goo	—	—	—	—	—	—
6	Kim, Young Ki	7	12	2	0	16	1
7	Kim, Chung Sun	1	0	0	0	2	1
8	Moon, Hyun Chang	0	4	1	1	1	5
9	Kim, Moon Hyun	1	4	1	1	3	1
10	Sin, Dong Pa	2	1	2	0	6	3
11	Bang, Yeul	1	1	2	0	4	0
12	Kim, In Kun	2	4	0	0	4	3
13	Kim, Young Il	6	6	0	0	12	1
14	Kim, Seung Kyu	0	1	0	2	0	1
15	Chung, Jin Bong	1	4	1	1	3	3
	Total	28	47	9	5	65	23

Number	Name	Field Goals		Free Throws		Total Scores	Fouls
		Made	Missed	Made	Missed		
	PUERTO RICO						
4	Mc Cadney, William	1	4	1	1	3	4
5	Droz Ramos, Evelio	0	0	0	0	0	0
6	Adorno Melendez, Ruben	5	3	2	0	12	4
7	Cruz Downs, Teofilo	4	19	9	3	17	5
8	Vicens Sastre, Juan	4	8	0	0	8	1
9	Zamot Bula, Alberto	1	1	0	0	2	1
10	Anza Ortiz, Martin	4	13	4	2	12	3
11	Frontera Colley, Jaime	0	1	0	0	0	0
12	Baez Marino, Juan Ramon	2	6	0	0	4	1
13	Garcia Lucas, Angel	—	—	—	—	—	—
14	Cancel Acevedo, Angel	1	4	3	1	5	3
15	Gutierrez Ferrer, Tomas	—	—	—	—	—	—
	Total	22	59	19	7	63	22

Number	Name	Field Goals		Free Throws		Total Scores	Fouls
		Made	Missed	Made	Missed		
	URUGUAY						
4	Poyet, Washington A.	—	—	—	—	—	—
5	Marquez, Walter	0	3	0	0	0	0
6	Gomez, Julio Cesar	0	3	0	0	0	1
7	Koster, Luis Eduardo	0	2	0	0	0	2
8	Ciavattone Edison A.	1	6	3	1	5	1
9	Roca, Alvaro Eduardo	0	2	1	1	1	0
10	Pisano, Sergio	1	3	0	0	2	2
11	Garcia, Luis Agustin	2	3	0	0	4	3
12	Gadea, Manuel Roberto	0	4	0	0	0	1
13	De Leon, Ramiro Eduardo	2	1	1	1	5	3
14	Rial, Waldemar Jose	2	5	1	1	5	5
15	Maya, Jorge	2	10	2	0	6	1
	Total	10	42	8	4	28	19

Game No. 27 First Round League Group A Referee—Mihalik, Zigmund U.S.A.
 Time 12.00 Umpire—Jaime, Hopenhaym Mario URUGUAY

		JAPAN	58	(24—26)	41	HUNGARY		
				(34—15)				
Number	Name	Field Goals		Free Throws		Total Scores	Fouls	
		Made	Missed	Made	Missed			
JAPAN								
4	Nara, Setsuo	4	5	1	1	9	3	
5	Wakabayashi, Kaoru	1	1	0	0	2	1	
6	Shiga, Masashi	0	0	0	0	0	0	
7	Nakamura, Kunihiko	5	10	1	1	11	5	
8	Masuda, Takashi	6	7	2	0	14	2	
9	Bai, Katsuo	0	0	0	0	0	0	
10	Fujie, Seiji	0	1	0	0	0	1	
11	Kaiho, Nobuo	0	0	0	0	0	1	
12	Egawa, Yoshitaka	2	12	3	1	7	2	
13	Moroyama, Fumihiko	4	2	2	0	10	4	
14	Tsunoda, Katsuji	1	1	0	0	2	5	
15	Kodama, Akira	0	3	3	3	3	3	
Total		23	42	12	6	58	27	

Game No. 28 First Round League Group B Referee—Siborn, R. George CANADA
 Time 13.30 Umpire—Czmoch, Czestaw POLAND

		YUGOSLAVIA	73	(33—34)	64	PERU		
				(40—30)				
Number	Name	Field Goals		Free Throws		Total Scores	Fouls	
		Made	Missed	Made	Missed			
YUGOSLAVIA								
4	Gordic, Slobodan	8	9	1	3	17	0	
5	Korac, Radivoj	1	0	0	0	2	0	
6	Rajbovic, Trajko	8	3	0	0	16	4	
7	Kovacic, Dragan	2	1	0	0	4	4	
8	Djerdja, Josip	7	3	1	1	15	1	
9	Raznatovic, Dragoslav	—	—	—	—	—	—	
10	Daneu, Ivo	4	9	4	2	12	0	
11	Petricovic, Zvonko	2	5	3	3	7	1	
12	Eiselt, Vital	0	1	0	0	0	1	
13	Cvetkovic, Vladimir	—	—	—	—	—	—	
14	Djuric, Nemanja	0	7	0	0	0	1	
15	Nikolic, Miodrag	0	2	0	0	0	0	
Total		32	40	9	9	73	12	

Game No. 29 First Round League Group A Referee—Sanchez, Padilla Julio URUGUAY
 Time 16.00 Umpire—Choi, Yong Kun KOREA

		ITALY	66	(26—28)	54	CANADA		
				(40—26)				
Number	Name	Field Goals		Free Throws		Total Scores	Fouls	
		Made	Missed	Made	Missed			
ITALY								
4	Giomo, Augusto	2	2	0	0	4	2	
5	Pellanera, Justo	2	4	2	2	6	2	
6	Lombardi, Gianfranco	1	7	0	0	2	2	
7	Pieri, Gianfranco	2	1	0	0	4	5	
8	Bertini, Franco	—	—	—	—	—	—	
9	Vittori, Paolo	6	7	0	0	12	3	
10	Sardagna, Gianfranco	—	—	—	—	—	—	
11	Flaborea, Ottorino	—	—	—	—	—	—	
12	Masini, Massimo	2	4	6	2	10	2	
13	Bufalini, Sauro	2	5	0	0	4	3	
14	Vianello, Gabriele	7	3	2	2	16	5	
15	Gavagnin, Giovanni	4	2	0	2	8	2	
Total		28	35	10	8	66	26	

Number	Name	Field Goals		Free Throws		Total Scores	Fouls
		Made	Missed	Made	Missed		
	HUNGARY						
4	Bohaty, Miklos	—	—	—	—	—	—
5	Gabanyi, Laszlo	3	8	6	0	12	5
6	Polik, Gyorgy	1	2	0	0	2	2
7	Koczka, Pal	0	7	0	0	0	2
8	Greminger, Janos	0	4	0	0	0	2
9	Prieszol, Jozsef	7	3	0	0	14	4
10	Kangyal, Tibor	0	1	0	0	0	0
11	Lendvai, Odon	0	0	0	0	0	2
12	Bencze, Janos	4	3	3	3	11	3
13	Rocz, Janos	1	7	0	2	2	4
14	Haan, Andras	—	—	—	—	—	—
15	Glatz, Arpad	—	—	—	—	—	—
	Total	16	35	9	5	41	24

Number	Name	Field Goals		Free Throws		Total Scores	Fouls
		Made	Missed	Made	Missed		
	PERU						
4	Duarte, Enrique	4	12	0	0	8	3
5	Duarte, Ricardo	11	16	2	2	24	4
6	Duarte, Luis	—	—	—	—	—	—
7	Vargas, Jorge	0	3	0	0	0	2
8	Benalcazar, Oscar	3	3	0	0	6	4
9	Paredes, Simon	—	—	—	—	—	—
10	Sevilla, Oscar	1	2	1	1	3	0
11	Sangio, Tomas	5	5	0	0	10	5
12	Guzman, Jose	0	0	0	0	0	1
13	Vasquez, Carlos	1	6	1	1	3	2
14	Duarte, Raul	5	6	0	0	10	5
15	Valerio, Manuel	—	—	—	—	—	—
	Total	30	53	4	4	64	26

Number	Name	Field Goals		Free Throws		Total Scores	Fouls
		Made	Missed	Made	Missed		
	CANADA						
4	Richman, Reuben	1	3	0	0	2	3
5	Stulac, Joseph	—	—	—	—	—	—
6	Howson, Barry Franklin	—	—	—	—	—	—
7	Maguire, James W. H.	—	—	—	—	—	—
8	Hartley, Keith Chapman	4	12	0	0	8	3
9	Reynolds, Warren Alfred	6	7	2	4	14	4
10	Birtles, Walter Allen	1	3	0	0	2	0
11	Goldring, Rollit James	0	3	2	0	2	5
12	Ingaldson, Fred Einer	3	13	2	2	8	3
13	Mc Kibbon, John Hubert	5	8	1	1	11	5
14	Dacyshyn, John	—	—	—	—	—	—
15	Stulac, George William	3	0	1	1	7	3
	Total	23	49	8	8	54	26

Game No. 30 First Round League Group B

Referee—Gordon, Rae Allen

CANADA

Time 17.30

Umpire—Kawai, Takeshi

JAPAN

		BRAZIL	61	(28—19)	54	FINLAND		
				(33—35)				
Number	Name	Field Goals		Free Throws		Total Scores	Fouls	
		Made	Missed	Made	Missed			
	BRAZIL							
4	Pasos, Amaury Antonio	7	11	4	2	18	4	
5	Marques, Wlamir	6	17	0	0	12	3	
6	Pereira Maciel, Ubiratan	5	6	1	1	11	4	
7	Domingos Massoni, Carlos	2	6	0	0	4	1	
8	Wilhem Braun, Friedrich	—	—	—	—	—	—	
9	De Souza, Carmo	2	2	0	0	4	0	
10	Schall, Jatyr Eduardo	3	4	0	0	6	1	
11	Bispo Dos Santos, Edson	1	9	0	2	2	2	
12	Salvador Sucar, Antonio	2	2	0	0	4	3	
13	Mirshawka, Victor	0	4	0	0	0	0	
14	De Toledo Machado, Sergio	—	—	—	—	—	—	
15	Edvar Simoes, Jose	—	—	—	—	—	—	
	Total	28	61	5	5	61	18	

Game No. 31 First Round League Group B

Referee—Ivanovitch, C. Nikolav

U.S.S.R.

Time 19.00

Umpire—Kassai, Ervin

HUNGARY

		AUSTRALIA	65	(31—19)	58	KOREA		
				(34—39)				
Number	Name	Field Goals		Free Throws		Total Scores	Fouls	
		Made	Missed	Made	Missed			
	AUSTRALIA							
4	Davie, Theodore L. S.	0	3	0	0	0	4	
5	Hackwill, Brendon Alan	1	0	0	0	2	0	
6	Head, John Alastair	1	4	0	0	2	2	
7	Wyatt, William George	3	7	2	0	8	3	
8	Ahmatt, Michael H.G.	0	2	0	0	0	0	
9	Cole, Kenneth Frank	3	2	0	0	6	3	
10	Rodwell, Clifford Carl	6	8	4	0	16	2	
11	Dancis, Mikelis Reinis	1	2	0	0	2	2	
12	Linde Werner Rudolph	6	11	2	0	14	4	
13	Hody, Laslo	3	2	0	0	6	1	
14	Gaze, Lindsay John Casson	0	5	2	0	2	0	
15	Gardiner, John Neville	3	6	1	1	7	4	
	Total	27	52	11	1	65	25	

Game No. 32 First Round League Group A

Referee—Lichty, Wayne

U.S.A.

Time 20.30

Umpire—James, Taylor Sid

AUSTRALA

		MEXICO	71	(27—36)	70	POLAND		
				(44—34)				
Number	Name	Field Goals		Free Throws		Total Scores	Fouls	
		Made	Missed	Made	Missed			
	MEXICO							
4	Heredia Estrella, Rafael	1	6	3	1	5	5	
6	Herrera Montoya, Armando	1	5	0	0	2	0	
7	Arellano Moreno, Miguel	—	—	—	—	—	—	
9	Avila Saenz, Eulalio	0	2	0	0	0	4	
10	Grajeda Alvarado, Luis E.	6	4	2	0	14	2	
11	Pena Maldonado, Mario	3	3	0	0	6	5	
12	Quintanar Rohana, Carlos	5	12	0	0	10	2	
13	Almanza Gonzalez, Alberto	7	7	6	0	20	3	
14	Pontvianne Jimenez, R.A.	—	—	—	—	—	—	
15	Raga Navarro, Manuel	6	6	2	0	14	1	
	Total	29	45	13	1	71	22	

Number	Name	Field Goals		Free Throws		Total Scores	Fouls
		Made	Missed	Made	Missed		
	FINLAND						
4	Manninen, Uolevi	0	4	1	1	1	1
5	Liimo, Kari Tapani	5	13	5	1	15	2
6	Lampen, Timo Heikki E.	—	—	—	—	—	—
7	Laanti, Pertti Juhani	3	7	0	0	6	4
8	Liimo, Martti Juhani	5	9	4	0	14	5
9	Lindholm Raimo Allan	0	3	0	0	0	1
10	Harjula, Juha Anton K.	2	3	0	0	4	4
11	Kala, Risto Antero	0	0	0	0	0	1
12	Kauppinen, Kauko Kalervo	1	1	0	0	2	0
13	Pilkevaara, Jorma Kalevi	3	2	0	0	6	1
14	Finneman, Teijo Uolevi	0	2	0	0	0	2
15	Vartia, Raimo Veikko	1	8	4	3	6	4
	Total	20	52	14	5	54	25

Number	Name	Field Goals		Free Throws		Total Scores	Fouls
		Made	Missed	Made	Missed		
	KOREA						
4	Har, Ui Kon	0	7	2	0	2	1
5	Lee, Byung Goo	—	—	—	—	—	—
6	Kim, Young Ki	5	11	7	1	17	3
7	Kim, Chung Sun	0	1	0	0	0	1
8	Moon, Hyun Chang	0	3	0	0	0	2
9	Kim, Moon Hyun	6	6	6	0	18	4
10	Sin, Dong Pa	5	3	0	0	10	2
11	Bang, Yeul	—	—	—	—	—	—
12	Kim, In Kun	5	2	1	1	11	3
13	Kim, Young Il	0	4	0	0	0	3
14	Kim, Seung Kyu	0	0	0	0	0	1
15	Chung, Jin Bong	—	—	—	—	—	—
	Total	21	37	16	2	58	20

Number	Name	Field Goals		Free Throws		Total Scores	Fouls
		Made	Missed	Made	Missed		
	POLAND						
4	Wichowski, Janusz Wiktor	3	9	6	0	12	1
5	Pstrokonski, Andrzej S.	0	2	0	0	0	4
6	Blauth, Tadeusz Michal	—	—	—	—	—	—
7	Perka, Andrzej Mieczyslaw	—	—	—	—	—	—
8	Olejniczak, Stanislaw	3	5	2	2	8	3
9	Sitkowski, Krzystof M.	5	7	0	0	10	3
10	Piskun, Jerzy-Andrzej	3	7	2	0	8	5
11	Likszo, Bohdan Stanislaw	5	5	2	2	12	1
12	Lopatka, Mieczyslaw	6	3	2	0	14	3
13	Frelkiewicz, Kazimierz	1	0	0	0	2	1
14	Czernichowski, K.J.	—	—	—	—	—	—
15	Dregier, Zbigniew	2	5	0	0	4	2
	Total	28	43	14	4	70	23

Game No. 33 First Round League Group B

Referee—Ivanovitch, C. Nikolay

U.S.S.R.

Time 9.00

Umpire—Kanaka, Ryoichi

JAPAN

FINLAND **61** (31—26) **59** **AUSTRALIA**
(30—33)

Number	Name	Field Goals		Free Throws		Total Scores	Fouls
		Made	Missed	Made	Missed		
	FINLAND						
4	Manninen, Uolevi	2	3	0	2	4	5
5	Liimo, Kari Tapani	12	16	2	2	26	1
6	Lampen, Timo Heikki E.	—	—	—	—	—	—
7	Laanti, Pertti Juhani	2	3	1	1	5	5
8	Liimo, Martti Juhani	4	4	1	1	9	2
9	Lindholm, Raimo Allan	—	—	—	—	—	—
10	Harjula, Juha Anton K.	0	2	0	2	0	0
11	Kala, Risto Antero	—	—	—	—	—	—
12	Kauppinen, Kauko Kalervo	0	0	1	1	1	1
13	Pilkevaara, Jorma Kalevi	6	4	0	2	12	5
14	Finneman, Teijo Uolevi	0	0	0	0	0	0
15	Vartia, Raimo Veikko	1	2	2	0	4	5
	Total	27	34	7	11	61	25

Game No. 34 First Round League Group B

Referee—Gordon, Rae Allen

CANADA

Time 10.30

Umpire—Todo, Masanori

JAPAN

PERU **84** (41—20) **57** **KOREA**
(43—37)

Number	Name	Field Goals		Free Throws		Total Scores	Fouls
		Made	Missed	Made	Missed		
	PERU						
4	Duarte, Enrique	3	8	2	0	8	0
5	Duarte, Ricardo	22	14	0	3	44	2
6	Duarte, Luis	0	1	0	0	0	1
7	Vargas, Jorge	1	3	0	0	2	3
8	Benalcazar, Oscar	0	4	0	0	0	4
9	Paredes, Simon	—	—	—	—	—	—
10	Sevilla, Oscar	3	7	0	0	6	2
11	Sangio, Tomas	0	4	0	0	0	1
12	Guzman, Jose	2	2	0	0	4	1
13	Vasquez, Carlos	3	5	4	4	10	1
14	Duarte, Raul	3	5	0	0	6	5
15	Valerio, Manuel	2	3	0	0	4	1
	Total	39	56	6	7	84	21

Game No. 35 First Round League Group B

Referee—Mihalik, Zigmund

U.S.A.

Time 12.00

Umpire—Tang, Ming Hsin

TAIWAN

MEXICO **78** (47—18) **68** **CANADA**
(31—50)

Number	Name	Field Goals		Free Throws		Total Scores	Fouls
		Made	Missed	Made	Missed		
	MEXICO						
4	Heredia Estrella, Rafael	9	8	2	0	20	4
6	Herrera Montoya, Armando	2	4	0	0	4	0
7	Arellano Moreno, Miguel	—	—	—	—	—	—
9	Avila Saenz, Eulalio	—	—	—	—	—	—
10	Grajeda Alvarado, Luis E.	3	5	1	1	7	2
11	Pena Maldonado, Mario	1	4	1	1	3	1
12	Quintanar Rohana, Carlos	9	12	2	0	20	3
13	Almanza Gonzalez, Alberto	10	16	4	0	24	3
14	Pontvianne Jimenez, R.A.	—	—	—	—	—	—
15	Raga Navarro, Manuel	0	0	0	0	0	0
	Total	34	49	10	2	78	13

Number	Name	Field Goals		Free Throws		Total Scores	Fouls
		Made	Missed	Made	Missed		
	AUSTRALIA						
4	Davie, Theobore L. S.	0	0	0	0	0	1
5	Hackwill, Brendon Alan	1	2	0	0	2	5
6	Heard, John Alastair	3	12	4	4	10	1
7	Wyatt, William George	9	15	2	0	20	3
8	Ahmatt, Michael H. G.	1	4	1	1	3	2
9	Cole, Kenneth Frank	0	0	0	0	0	3
10	Rodwell, Clifford Carl	1	1	0	0	2	5
11	Dancis, Mikelis Reinis	0	0	0	0	0	4
12	Linde, Werner Rudolph	0	2	0	0	0	0
13	Hody, Laszlo	3	5	3	1	9	4
14	Gaze, Lindsay John Casson	6	11	1	1	13	3
15	Gardiner, John Neville	0	0	0	0	0	0
	Total	24	52	11	7	59	31

Number	Name	Field Goals		Free Throws		Total Scores	Fouls
		Made	Missed	Made	Missed		
	KOREA						
4	Har, Ui Kon	2	8	0	0	4	1
5	Lee, Byung Goo	0	1	0	0	0	0
6	Kim, Young Ki	7	12	0	0	14	1
7	Kim, Chung Sun	3	5	2	1	8	3
8	Moon, Hyun Chang	0	0	0	0	0	2
9	Kim, Moon Hyun	6	10	0	0	12	1
10	Sin, Dong Pa	0	3	3	1	3	0
11	Bang, Yeul	0	0	0	0	0	1
12	Kim, In Kun	1	6	2	0	4	1
13	Kim, Young Il	2	2	2	0	6	4
14	Kim, Seung Kyu	0	0	0	0	0	2
15	Chung, Jin Bong	2	4	2	0	6	5
	Total	23	51	11	2	57	21

Number	Name	Field Goals		Free Throws		Total Scores	Fouls
		Made	Missed	Made	Missed		
	CANADA						
4	Richman, Reuben	2	1	0	0	4	2
5	Stulac, Joseph	0	0	0	0	0	0
6	Howson, Barry Franklin	5	12	3	1	13	1
7	Maguire, James W.H.	0	1	0	0	0	2
8	Hartley, Keith Chapman	1	3	0	0	2	1
9	Reynolds, Warren Alfred	9	6	3	1	21	3
10	Birtles, Walter Allen	2	2	0	0	4	3
11	Goldring, Rollit James	0	0	0	0	0	0
12	Ingaldson, Fred Eimer	0	6	2	0	2	0
13	Mc Kibbon, John Hubert	10	15	2	0	22	5
14	Dacyshyn, John	—	—	—	—	—	—
15	Stulac, George Willian	0	6	0	0	0	1
	Total	29	52	10	2	68	18

Game No. 36 First Round League Group B

Referee—Sussi Goffredo ITALY

Time 13.30

Umpire—Kassai, Ervin HUNGARY

BRAZIL 80 (35—21) 68 **URUGUAY**
(45—47)

Number	Name	Field Goals		Free Throws		Total Scores	Fouls
		Made	Missed	Made	Missed		
	ITALY						
4	Pasos, Amaury Antonio	6	3	0	0	12	3
5	Marques Wlamir	5	8	8	2	18	4
6	Pereira Maciel, Ubiratan	6	10	5	3	17	3
7	Domingos Massoni, Carlos	2	3	4	2	8	5
8	Wilhem Braun, Friedrich	0	2	0	0	0	2
9	De Souza, Carmo	3	2	2	4	8	4
10	Schall, Jatyr Eduardo	0	2	0	0	0	1
11	Bispo Dos Santos, Edson	2	11	3	5	7	3
12	Salvador Sucar, Antonio	0	4	0	0	0	3
13	Mirshawka, Victor	2	2	0	0	4	4
14	De Toledo Machado, Sergio	0	1	0	0	0	0
15	Edvar Simoes, Jose	3	2	0	0	6	4
	Total	29	50	22	16	80	36

Game No. 37 First Round League Group A

Referee—Righetto, Renato BRAZIL

Time 16.00

Umpire—James, Taylor Sid AUSTRALA

ITALY 77 (46—38) 73 **HUNGARY**
(31—35)

Number	Name	Field Goals		Free Throws		Total Scores	Fouls
		Made	Missed	Made	Missed		
	ITALY						
4	Giomo Augusto	6	4	0	0	12	1
5	Pellanera, Justo	6	4	0	0	12	1
6	Lombardi, Gianfranco	9	8	0	0	18	3
7	Pieri, Gianfranco	1	3	1	3	3	0
8	Bertini, Franco	—	—	—	—	—	—
9	Vittori, Paolo	3	8	6	1	12	4
10	Sardagna, Gianfranco	1	0	0	0	2	3
11	Flaborea, Ottorino	0	0	0	0	0	2
12	Masini, Massimo	4	3	0	0	8	3
13	Bufalini, Sauro	1	1	0	0	2	5
14	Vianello, Gabriele	2	3	0	0	4	5
15	Gavagnin, Giovanni	2	0	0	0	4	3
	Total	35	34	7	4	77	30

Game No. 38 First Round League Group A

Referee—Jaime, Hopenhaym Mario URUGUAY

Time 17.30

Umpire—Sien, Charlie MALAYSIA

U.S.S.R. 72 (33—28) 59 **JAPAN**
(39—31)

Number	Name	Field Goals		Free Throws		Total Scores	Fouls
		Made	Missed	Made	Missed		
	U.S.S.R.						
4	Muizhniex, Valdis	—	—	—	—	—	—
5	Bagley, Nikolay	—	—	—	—	—	—
6	Alachachian Armenak	0	0	4	2	4	3
7	Travin, Alexandr	5	6	1	1	11	1
8	Khrynin, Viacheslav	—	—	—	—	—	—
9	Krumin, Yan	10	1	0	0	20	4
10	Moseshvili, Levan	—	—	—	—	—	—
11	Korneev, Yury	6	7	3	3	15	0
12	Petrov Alexandr	6	4	0	2	12	2
13	Volnov, Gennady	1	5	0	0	2	4
14	Lipso, Yaak	4	1	0	0	8	0
15	Kalninh, Yuris	0	1	0	0	0	2
	Total	32	25	8	8	72	16

Number	Name	Field Goals		Free Throws		Total Scores	Fouls
		Made	Missed	Made	Missed		
	URUGUAY						
4	Poyet, Washington A.	—	—	—	—	—	—
5	Marquez, Walter	4	6	0	2	8	5
6	Gomez, Julio, Cesar	1	3	0	0	2	5
7	Koster, Luis Eduardo	4	4	0	0	8	4
8	Ciavattone, Edison A.	1	9	7	1	9	3
9	Roca, Alvaro Eduardo	3	4	2	2	8	4
10	Pisano, Sergio	0	4	0	0	0	2
11	Garcia, Luis Agustin	1	2	0	2	2	5
12	Gadea, Manuel Roberto	1	11	3	1	5	3
13	De Leon, Ramiro Eduardo	6	13	7	1	19	5
14	Rial, Waldemar Jose	0	2	0	0	0	5
15	Maya, Jorge	2	6	3	1	7	3
	Total	23	64	22	10	68	44

Number	Name	Field Goals		Free Throws		Total Scores	Fouls
		Made	Missed	Made	Missed		
	HUNGARY						
4	Bohaty, Miklos	3	5	1	1	7	4
5	Gabanyi, Laszlo	10	14	10	3	30	3
6	Polik, Gyorgy	2	11	1	5	5	2
7	Koczka, Pal	6	5	4	1	16	2
8	Greminger, Janos	1	6	0	0	2	3
9	Prieszol, Jozsel	0	3	3	1	3	2
10	Kangyal, Tibor	—	—	—	—	—	—
11	Lendvai, Odon	—	—	—	—	—	—
12	Bencze, Janos	3	6	2	0	8	1
13	Racz, Janos	0	3	0	0	0	3
14	Haan, Andras	—	—	—	—	—	—
15	Glatz, Arpad	1	3	0	0	2	1
	Total	26	56	21	11	73	21

Number	Name	Field Goals		Free Throws		Total Scores	Fouls
		Made	Missed	Made	Missed		
	JAPAN						
4	Nara, Setsuo	2	2	0	0	4	3
5	Wakabayashi, Kaoru	0	0	0	0	0	2
6	Shiga, Masashi	0	0	0	0	0	0
7	Nakamura, Kunihiro	1	6	2	2	4	5
8	Masuda, Takashi	10	9	0	0	20	4
9	Bai, Katsuo	—	—	—	—	—	—
10	Fujie, Seiji	—	—	—	—	—	—
11	Kaiho, Nobuo	3	0	0	0	6	2
12	Egawa, Yoshitaka	2	5	0	0	4	0
13	Moroyama, Fumihiko	3	6	0	0	6	3
14	Tsunoda, Katsuji	2	4	2	0	6	2
15	Kodama, Akira	3	4	3	5	9	3
	Total	26	36	7	7	59	24

Game No. 39 First Round League Group B

Referee—Matsuo, Takeshi JAPAN

Time 19.00

Umpire—Diaz, Mercado Rodolfo MEXICO

		U.S.A.	69	(35—34)	61	YUGOSLAVIA		
				(34—27)				
Number	Name	Field Goals		Free Throws		Total Scores	Fouls	
		Made	Missed	Made	Missed			
	U.S.A.							
4	Barnes, Jim	—	—	—	—	—	—	
5	Bradley, William Warren	7	3	4	0	18	4	
6	Brown, Lawrence Harvey	0	2	0	0	0	5	
7	Caldwell, Joe Louis	3	5	0	0	6	0	
8	Counts, Mel Grant	—	—	—	—	—	—	
9	Davies, Richard Allen	0	2	1	1	1	1	
10	Hazzard, Walter	3	7	1	1	7	2	
11	Jackson, Lucious Brown	4	7	0	0	8	4	
12	McCaffrey, John Paul	1	0	0	0	2	5	
13	Mullins, Jeffrey Vincent	—	—	—	—	—	—	
14	Shipp, Jerry Franklin	11	9	0	0	22	2	
15	Wilson, George	2	1	1	1	5	3	
		Total	31	36	7	3	69	26

Game No. 40 First Round League Group A

Referee—Sanchez, Padilla Julio URUGUAY

Time 20.30

Umpire—Salmenkyla, Juhani FINLAND

		PUERTO RICO	66	(21—26)	60	POLAND		
				(45—34)				
Number	Name	Field Goals		Free Throws		Total Scores	Fouls	
		Made	Missed	Made	Missed			
	PUERTO RICO							
4	Mc Cadhey, William	2	3	0	0	4	5	
5	Droz Ramos, Evelio	0	0	0	0	0	1	
6	Adorno Melendez, Ruben	5	7	4	4	14	5	
7	Cruz Downs, Teofilo	7	5	0	2	14	4	
8	Vicens Sastre, Juan	1	6	2	0	4	2	
9	Zamot Bula, Alberto	—	—	—	—	—	—	
10	Anza Ortiz, Martin	0	4	0	0	0	0	
11	Frontera Colley, Jaime	4	4	1	1	9	4	
12	Baez Marino, Juan Ramon	7	7	7	1	21	3	
13	Garcia Lucas, Angel	—	—	—	—	—	—	
14	Cancel Acevedo, Angel	—	—	—	—	—	—	
15	Gutierrez Ferrer, Tomas	—	—	—	—	—	—	
		Total	26	36	14	8	66	24

Game No. 41 First Round League Group A

Referee—Mihalik, Zigmund U.S.A.

Time 9.00

Umpire—Righetto, Renato BRAZIL

		JAPAN	72	(32—32)	68	ITALY		
				(40—36)				
Number	Name	Field Goals		Free Throws		Total Scores	Fouls	
		Made	Missed	Made	Missed			
	JAPAN							
4	Nara, Setsuo	3	6	3	1	9	2	
5	Wakabayashi, Kaoru	0	0	4	2	4	2	
6	Shiga, Masashi	0	0	0	0	0	0	
7	Nakamura, Kunihiko	6	3	0	0	12	5	
8	Masuda, Takashi	3	2	3	1	9	5	
9	Bai, Katsuo	—	—	—	—	—	—	
10	Fujie, Seiji	—	—	—	—	—	—	
11	Kaiho, Nobuo	0	0	0	0	0	0	
12	Egawa, Yoshitaka	5	5	0	0	10	2	
13	Moroyama, Fumihiko	7	6	0	0	14	5	
14	Tsunoda, Katsuji	5	4	2	2	12	4	
15	Kodama, Akira	1	2	0	0	2	4	
		Total	30	28	12	6	72	29

Number	Name	Field Goals		Free Throws		Total Scores	Fouls
		Made	Missed	Made	Missed		
	YUGOSLAVIA						
4	Gordic, Slobodan	1	6	0	0	2	2
5	Korac, Radivoj	—	—	—	—	—	—
6	Rajkovic, Trajko	5	6	1	1	11	3
7	Kovacic, Dragan	0	1	0	0	0	2
8	Djerdja, Josip	0	2	0	0	0	0
9	Raznatovic, Dragoslav	—	—	—	—	—	—
10	Daneu, Ivo	10	9	1	1	21	1
11	Petricovic, Zvonko	2	0	0	0	4	3
12	Eiselt, Vital	—	—	—	—	—	—
13	Cvetkovic, Vladimir	—	—	—	—	—	—
14	Djuric, Nemanja	4	13	5	1	13	3
15	Nikolic, Miodrag	4	6	2	0	10	2
	Total	26	43	9	3	61	16

Number	Name	Field Goals		Free Throws		Total Scores	Fouls
		Made	Missed	Made	Missed		
	POLAND						
4	Wichowski, Janusz Wiktor	3	8	0	0	6	4
5	Pstrokonski, Andrzej S.	3	1	0	0	6	5
6	Blauth, Tadeusz Michal	—	—	—	—	—	—
7	Perka, Andrzej Mieczyslaw	1	2	0	0	2	0
8	Olejniczak, Stanislaw	3	9	3	1	9	2
9	Sitkowski, Krzysztof M.	0	1	0	0	0	3
10	Piskun, Jerzy-Andrzej	4	5	0	0	8	5
11	Likszo, Bohdan Stanislaw	5	5	2	2	12	4
12	Lopatka, Mieczyslaw	3	7	0	2	6	4
13	Frelkiewicz, Kazimierz	0	1	1	1	1	3
14	Czernichowski, K.J.	—	—	—	—	—	—
15	Dregier, Zbigniew	5	2	0	0	10	4
	Total	27	41	6	6	60	34

Number	Name	Field Goals		Free Throws		Total Scores	Fouls
		Made	Missed	Made	Missed		
	ITALY						
4	Giomo, Augusto	0	4	1	1	1	2
5	Pellanera, Justo	3	1	0	0	6	4
6	Lombardi, Gianfranco	11	4	2	0	24	2
7	Pieri, Gianfranco	3	9	0	2	6	5
8	Bertini, Franco	—	—	—	—	—	—
9	Vittori, Paolo	1	4	2	0	4	1
10	Sardagna, Gianfranco	3	1	0	0	6	3
11	Flaborea, Ottorino	—	—	—	—	—	—
12	Masini, Massimo	0	0	0	0	0	0
13	Bufalini, Sauro	1	1	0	0	2	1
14	Vianello, Gabriele	4	2	0	0	8	5
15	Gavagnin, Giovanni	4	6	3	1	11	0
	Total	30	32	8	4	68	23

Game No. 42 First Round League Group A Referee—Sanchez, Padilla Julio URUGUAY
 Time 10.30 Umpire—Choi, Yong Kun KOREA

		HUNGARY	69	(31—30)	61	MEXICO		
				(38—31)				
Number	Name	Field Goals		Free Throws		Total Scores	Fouls	
		Made	Missed	Made	Missed			
HUNGARY		Made	Missed	Made	Missed	Scores	Fouls	
4	Bohaty, Miklos	6	9	1	3	13	4	
5	Gabanyi, Laszlo	3	5	3	1	9	3	
6	Polik, Gyorgy	0	2	0	0	0	0	
7	Koczka, Pal	4	8	4	2	12	3	
8	Greminger, Janos	3	1	0	0	6	5	
9	Prieszol, Jozsef	—	—	—	—	—	—	
10	Kangyal, Tibor	—	—	—	—	—	—	
11	Lendvai, Odon	3	3	0	0	6	5	
12	Bencze, Janos	11	8	1	1	23	2	
13	Racz, Janos	0	0	0	0	0	0	
14	Haan, Andras	—	—	—	—	—	—	
15	Glatz, Arpad	—	—	—	—	—	—	
Total		30	36	9	7	69	22	

Game No. 43 First Round League Group A Referee—Takev, S. Bozhioar BULGARIA
 Time 12.00 Umpire—Salmenkyla, Juhani FINLAND

		U.S.S.R.	74	(38—25)	65	POLAND		
				(36—40)				
Number	Name	Field Goals		Free Throws		Total Scores	Fouls	
		Made	Missed	Made	Missed			
U.S.S.R.		Made	Missed	Made	Missed	Scores	Fouls	
4	Muizhniex, Valdis	—	—	—	—	—	—	
5	Bagley, Nikolay	5	2	2	0	12	4	
6	Alachachian, Armenak	4	4	0	0	8	5	
7	Travin, Alexandr	1	2	0	0	2	3	
8	Khrynin, Viacheslav	0	4	2	0	2	3	
9	Krumin, Yan	2	0	0	0	4	4	
10	Moseshvili, Levan	—	—	—	—	—	—	
11	Korneev, Yury	4	10	5	2	13	1	
12	Petrov, Alexandr	5	7	8	5	18	2	
13	Volnov, Gennady	2	7	0	0	4	3	
14	Lipso, Yaak	5	2	0	0	10	3	
15	Kalminsh, Yuris	0	6	1	1	1	1	
Total		28	44	18	8	74	29	

Game No. 44 First Round League Group A Referee—Jaime, Hopenhaym Mario URUGUAY
 Time 13.30 Umpire—Nikou, Hassan IRAN

		PUERTO RICO	88	(45—31)	69	CANADA		
				(43—38)				
Number	Name	Field Goals		Free Throws		Total Scores	Fouls	
		Made	Missed	Made	Missed			
PUERTO RICO		Made	Missed	Made	Missed	Scores	Fouls	
4	Mc Cadney, William	1	5	6	0	8	4	
5	Droz Ramos, Evelio	1	0	0	0	2	1	
6	Adorno Melendez, Ruben	6	4	2	0	14	3	
7	Cruz Downs, Teofilo	7	4	6	0	20	5	
8	Vicens Sastre, Juan	0	10	1	3	1	0	
9	Zamot Bula, Alberto	0	0	0	2	0	1	
10	Anza Ortiz, Martin	1	1	4	0	6	1	
11	Frontera Colley, Jaime	4	8	2	0	10	4	
12	Baez Marino, Juan Ramon	7	8	2	2	16	4	
13	Garcia Lucas, Angel	1	0	0	0	2	1	
14	Cancel Acevedo, Angel	3	2	1	1	7	5	
15	Gutierrez Ferrer, Tomas	0	1	2	0	2	0	
Total		31	43	26	8	88	29	

Number	Name	Field Goals		Free Throws		Total Scores	Fouls
		Made	Missed	Made	Missed		
	MEXICO						
4	Heredia, Estrella, Rafael	0	1	0	0	0	0
6	Herrera Montoya, Armando	2	5	1	3	5	4
7	Arellano Moreno, Miguel	—	—	—	—	—	—
9	Avila Saenz, Eulalio	1	1	0	0	2	1
10	Grajeda Alvarado, Luis E.	1	3	0	0	2	2
11	Pena Maldonado, Mario	1	2	0	0	2	4
12	Quintanar Rohana, Carlos	10	8	2	0	22	5
13	Almanza Gonzalez, Alberto	5	12	0	0	10	3
14	Pontvianne Jimenez, R.A.	2	4	0	0	4	2
15	Raga Navarro, Manuel	7	12	0	2	14	2
	Total	29	48	3	5	61	23

Number	Name	Field Goals		Free Throws		Total Scores	Fouls
		Made	Missed	Made	Missed		
	POLAND						
4	Wichowski, Janusz Wiktor	5	8	2	0	12	2
5	Pstrokowski, Andrzej S.	2	5	0	0	4	2
6	Blauth, Tadeusz Michal	1	4	1	3	3	3
7	Perka, Andrzej Mieczyslaw	0	1	0	0	0	0
8	Olejniczak, Stanislaw	0	3	0	0	0	4
9	Sitkowski, Krzysztof M.	1	1	0	0	2	1
10	Piskun, Jerzy-Andrzej	0	4	1	1	1	0
11	Likszo, Bohdan Stanislaw	4	12	4	2	12	0
12	Lopatka, Mieczyslaw	3	7	5	3	11	2
13	Frelkiewicz, Kazimierz	1	3	2	0	4	1
14	Czernichowski, K.J.	2	3	3	1	7	1
15	Dregier, Zbigniew	4	5	1	1	9	4
	Total	23	56	19	11	65	20

Number	Name	Field Goals		Free Throws		Total Scores	Fouls
		Made	Missed	Made	Missed		
	CANADA						
4	Richmand, Reuben	0	0	1	1	1	1
5	Stulac, Joseph	0	0	0	0	0	1
6	Howson, Barry Franklin	5	3	2	0	12	5
7	Maguire, James W. H.	0	1	0	2	0	2
8	Hartley, Keith Chapman	2	2	1	1	5	3
9	Reynolds, Warren Alfred	4	12	0	0	8	1
10	Birtles, Walter Allen	4	9	0	2	8	5
11	Goldring, Rollit James	4	2	5	3	13	4
12	Ingaldson, Fred Einer	0	1	0	0	0	5
13	Mc Kibbon, John Hubert	7	19	4	2	18	5
14	Dacyshyn, John	—	—	—	—	—	—
15	Stulac, George William	2	1	0	0	4	2
	Total	28	50	13	11	69	34

Game No. 45 First Round League Group B Referee—Czmoch, Czestaw POLAND
 Time 16.00 Umpire—Furukawa, Yukiyoshi JAPAN

YUGOSLAVIA 99 (47—30) **66 KOREA**
 (52—36)

Number	Name	Field Goals		Free Throws		Total Scores	Fouls
		Made	Missed	Made	Missed		
	YUGOSLAVIA						
4	Gorgic, Slobodan	7	4	2	0	16	3
5	Korac, Radivoj	—	—	—	—	—	—
6	Rajkovic, Trajko	4	0	1	1	9	0
7	Kovacic, Dragan	6	6	5	1	17	1
8	Djerdja, Josip	2	2	2	0	6	2
9	Raznatovic, Dragoslav	4	2	0	0	8	1
10	Daneu, Ivo	1	2	0	0	2	1
11	Petricovic, Zvonko	7	2	0	0	14	0
12	Eiselt, Vital	2	1	0	0	4	3
13	Cvetkovic, Vladimir	3	2	1	1	7	0
14	Djuric, Nemanja	2	0	0	0	4	0
15	Nikolic, Miodrag	5	2	2	4	12	2
	Total	43	23	13	7	99	13

Game No. 46 First Round League Group B Referee—Sussi, Goffredo ITALY
 Time 17.30 Umpire—Diaz, Mercado Rodolfo MEXICO

FINLAND 63 (30—32) **59 PERU**
 (33—27)

Number	Name	Field Goals		Free Throws		Total Scores	Fouls
		Made	Missed	Made	Missed		
	FINLAND						
4	Manninen, Uolevi	5	5	0	0	10	5
5	Liimo, Kari Tapani	4	10	4	2	12	4
6	Lampen, Timo Heikki E.	6	7	2	0	14	3
7	Laanti, Peatti Juhani	0	2	0	0	0	4
8	Liimo, Martti Juhani	7	6	3	1	17	4
9	Lindholm, Raimo Allan	—	—	—	—	—	—
10	Harjula, Juha Anton K.	—	—	—	—	—	—
11	Kala, Risto Antero	—	—	—	—	—	—
12	Kauppinen, Kauko Kalervo	—	—	—	—	—	—
13	Pilkevaara, Jorma Kolevi	2	3	0	0	4	2
14	Finneman, Teijo Uolevi	—	—	—	—	—	—
15	Vartia, Raimo Veikko	3	0	0	0	6	0
	Total	27	33	9	3	63	22

Game No. 47 First Round League Group B Referee—Matsuo, Takeshi JAPAN
 Time 19.00 Umpire—Kassai, Ervin HUNGARY

U.S.A. 86 (41—22) **53 BRAZIL**
 (45—31)

Number	Name	Field Goals		Free Throws		Total Scores	Fouls
		Made	Missed	Made	Missed		
	U.S.A.						
4	Barnes, Jim	3	3	0	0	6	5
5	Bradley, William Warren	1	6	4	0	6	4
6	Brown, Lawrence Harvey	4	3	6	0	14	2
7	Caldwell, Joe Louis	2	7	0	0	4	4
8	Counts, Mel Grant	1	4	3	1	5	5
9	Davies, Richard Allen	1	1	3	1	5	3
10	Hazzard, Walter	0	0	0	0	0	0
11	Jackson, Luctous Brown	7	6	3	5	17	3
12	McCaffrey, John Paul	2	4	3	1	7	3
13	Mullins, Jeffry Vincent	1	1	0	0	2	3
14	Shipp, Jerry Franklin	2	4	2	0	6	1
15	Wilson, George	5	6	4	2	14	3
	Total	29	45	28	10	86	36

Number	Name	Field Goals		Free Throws		Total Scores	Fouls
		Made	Missed	Made	Missed		
	KOREA						
4	Har, Ui Kon	0	4	0	0	0	2
5	Lee, Byung Goo	1	1	0	0	2	2
6	Kim, Young Ki	11	14	0	0	22	1
7	Kim, Chung Sun	—	—	—	—	—	—
8	Moon, Hyun Chang	0	1	0	0	0	2
9	Kim, Moon Hyun	4	11	4	0	12	4
10	Sin, Dong Pa	8	8	2	0	18	3
11	Bang, Yeul	0	2	0	0	0	4
12	Kim, In Kun	2	3	2	1	6	4
13	Kim, Young Il	2	7	0	0	4	2
14	Kim, Seung Kyu	0	0	0	0	0	2
15	Chung, Jin Bong	1	0	0	0	2	1
	Total	29	51	8	1	66	27

Number	Name	Field Goals		Free Throws		Total Scores	Fouls
		Made	Missed	Made	Missed		
	PERU						
4	Duarte, Enrique	4	9	0	2	8	2
5	Duarte, Ricardo	6	17	4	4	16	4
6	Duarte, Luis	—	—	—	—	—	—
7	Vargas, Jorge	1	3	0	0	2	5
8	Benalcazar, Oscar	0	3	2	3	2	3
9	Paredes, Simon	4	3	0	0	8	5
10	Sevilla, Oscar	1	2	0	0	2	0
11	Sangio, Tomas	—	—	—	—	—	—
12	Guzman, Jose	0	1	0	0	0	0
13	Vasquez, Carlos	2	6	0	0	4	5
14	Cuarte, Raul	8	7	1	1	17	5
15	Valerio, Manuel	0	2	0	0	0	0
	Total	26	53	7	10	59	29

Number	Name	Field Goals		Free Throws		Total Scores	Fouls
		Made	Missed	Made	Missed		
	BRAZIL						
4	Pasos, Amaury Antonio	3	7	4	0	10	4
5	Marques, Wlamir	1	5	0	0	2	1
6	Pereira Maciel, Ubiratan	2	4	0	2	4	2
7	Domingos Massoni, Carlos	2	3	0	0	4	5
8	Wilhen Braun, Friedrich	0	2	1	1	1	5
9	De Souza, Carmo	2	12	8	0	12	4
10	Schall, Jatyr Eduardo	0	5	2	0	2	3
11	Bispo Dos Santos, Edson	0	8	4	0	4	4
12	Salvador Sucar, Antonio	0	1	0	0	0	5
13	Mirshawka, Victor	3	8	1	1	7	4
14	De Toledo Machado, Sergio	2	6	1	1	5	5
15	Edvar Simoes, Jose	1	1	0	0	2	2
	Total	16	62	21	5	53	44

Game No. 48 First Round League Group B
Time 20.30

Referee—Siborn, R. George
Umpire—Alvarez, Ernesto

CANADA
MEXICO

		URUGUAY	58	(30—29)	57	AUSTRALIA		
				(28—28)				
Number	Name	Field Goals		Free Throws		Total Scores	Fouls	
		Made	Missed	Made	Missed			
	URUGUAY							
4	Poyet, Washington, A.	3	8	5	3	11	4	
5	Marquez, Walter	6	13	3	1	15	4	
6	Gomez, Julio Cesar	0	2	0	0	0	3	
7	Koster, Luis Eduardo	—	—	—	—	—	—	
8	Ciavattone, Edison A.	0	0	0	0	0	0	
9	Roca, Alvaro Eduardo	—	—	—	—	—	—	
10	Pisano, Sergio	5	11	4	6	14	5	
11	Garcia, Luis Agustin	1	1	0	0	2	1	
12	Gadea, Manuel Roberto	0	6	0	2	0	2	
13	De Leon, Ramiro Eduardo	5	13	4	2	14	4	
14	Rial, Waldemar Jose	1	3	0	0	2	2	
15	Maya, Jorge	—	—	—	—	—	—	
	Total	21	57	16	14	58	25	

Game No. 49 First Round League Group A
Time 9.00

Referee—Jaime, Hopenhaym Mario
Umpire—James, Taylor Sid

URUGUAY
AUSTRALA

		PUERTO RICO	74	(32—30)	59	HUNGARY		
				(42—29)				
Number	Name	Field Goals		Free Throws		Total Scores	Fouls	
		Made	Missed	Made	Missed			
	PUERTO RICO							
4	Mc Cadney William	0	4	0	0	0	5	
5	Droz Ramos, Evelio	0	0	0	0	0	1	
6	Adorno Melendez, Ruben	6	13	4	2	16	4	
7	Cruz, Downs, Teofilo	3	5	7	1	13	4	
8	Vicens Sastre, Juan	4	11	2	0	10	1	
9	Zamot Bula, Alberto	—	—	—	—	—	—	
10	Anza Ortiz, Martin	1	2	1	1	3	4	
11	Frontera Colley, Jaime	6	8	4	0	16	0	
12	Baez Marino, Juan Ramon	3	5	4	0	10	0	
13	Garcia Lucas, Angel	—	—	—	—	—	—	
14	Cancel Acevedo, Angel	2	5	2	0	6	5	
15	Gutierrez Ferrer, Tomas	—	—	—	—	—	—	
	Total	25	53	24	4	74	24	

Game No. 50 First Round League Group B
Time 10.30

Referee—Kassai, Ervin
Umpire—Katsura, Masayuki

HUNGARY
JAPAN

		U.S.A.	116	(70—23)	50	KOREA		
				(46—27)				
Number	Name	Field Goals		Free Throws		Total Scores	Fouls	
		Made	Missed	Made	Missed			
	U.S.A.							
4	Barnes, Jim	13	8	0	0	26	2	
5	Bradley, William Warren	5	1	0	0	10	1	
6	Brown, Lawrence Harvey	3	1	1	1	7	0	
7	Caldwell Joe Louis	5	1	0	0	10	1	
8	Counts, Mel Grant	8	5	2	0	18	2	
9	Davies, Richard Allen	5	4	3	1	13	0	
10	Hazzard, Walter	1	0	0	0	2	1	
11	Jackson, Lucious Brown	5	2	2	0	12	0	
12	McCaffrey, John Paul	4	1	0	0	8	1	
13	Mullins, Jeffrey Vincent	4	2	2	0	10	2	
14	Shipp, Jerry Franklin	0	1	0	0	0	0	
15	Wilson, George	—	—	—	—	—	—	
	Total	53	26	10	2	116	10	

Number	Name	Field Goals		Free Throws		Total Scores	Fouls
		Made	Missed	Made	Missed		
	AUSTRALIA						
4	Davie, Theodore L.S.	1	1	0	0	2	2
5	Hackwill, Brendon Alan	1	2	0	0	2	2
6	Heard, John Alastair	0	7	0	0	0	1
7	Wyatt, William George	7	13	3	3	17	5
8	Ahmatt, Michael H.G.	1	2	0	2	2	1
9	Cole, Kenneth Frank	0	2	0	0	0	3
10	Rodwell, Clifford Carl	8	5	0	0	16	4
11	Dancis, Mikelis Reinis	1	0	0	0	0	2
12	Linde, Werner Rudolph	—	—	—	—	—	—
13	Hody, Laszlo	3	3	2	0	8	3
14	Gaze, Lindsay John Casson	3	5	0	0	6	3
15	Gardiner, John Neville	1	5	0	0	2	1
	Total	26	45	5	5	57	27

Number	Name	Field Goals		Free Throws		Total Scores	Fouls
		Made	Missed	Made	Missed		
	HUNGARY						
4	Bohaty, Miklos	3	7	1	1	7	3
5	Gabanyi, Laszlo	2	2	0	0	4	5
6	Polik, Gyorgy	3	5	1	1	7	4
7	Koczka, Pal	5	9	2	0	12	2
8	Greminger, Janos	2	4	0	0	4	4
9	Prieszol, Jozsef	0	1	1	1	1	1
10	Kangyal, Tibor	0	0	0	0	0	0
11	Lendvai, Odon	4	3	2	0	10	3
12	Bencze, Janos	4	16	4	5	12	4
13	Racz, Janos	0	0	0	0	0	0
14	Haan, Andras	0	1	0	0	0	0
15	Glatz, Arpad	1	3	0	0	2	4
	Total	24	51	11	8	59	30

Number	Name	Field Goals		Free Throws		Total Scores	Fouls
		Made	Missed	Made	Missed		
	KOREA						
4	Har, Ui Kon	2	6	2	2	6	3
5	Lee, Byung Goo	1	1	0	0	2	1
6	Kim, Young Ki	3	13	2	0	8	2
7	Kim, Chung Sun	0	1	0	0	0	0
8	Moon, Hyun Chang	0	1	0	0	0	3
9	Kim, Moon Hyun	2	7	1	1	5	3
10	Sin, Dong Pa	3	1	2	0	8	4
11	Bang, Yeul	1	3	0	0	2	4
12	Kim, In Kun	5	7	2	0	12	1
13	Kim, Young Il	1	4	1	1	3	1
14	Kim, Seung Kyu	0	0	0	0	0	2
15	Chung, Jin Bong	1	3	2	0	4	0
	Total	19	47	12	4	50	24

Game No. 51 First Round League Group A Referee—Righetto, Renato BRAZIL
Time 12.00 Umpire—Mihalik, Zigmund U.S.A.

		POLAND	74	(32—42)	69	CANADA		
				(42—27)				
Number	Name	Field Goals		Free Throws		Total Scores	Fouls	
		Made	Missed	Made	Missed			
	POLAND							
4	Wichowski, Janusz Wiktor	5	11	6	0	16	3	
5	Pstrokonski, Andrzej S.	2	2	1	1	5	4	
6	Blauth, Tadeusz Michal	—	—	—	—	—	—	
7	Perka, Andrzej Mieczyslaw	1	3	0	0	2	1	
8	Olejniczak, Stanislaw	1	4	2	3	4	2	
9	Sitkowski, Krzysztoł M.	2	6	1	1	5	1	
10	Piskun, Jerzy-Andrzej	2	5	0	2	4	3	
11	Likszo, Bohdan Stanislaw	11	13	1	1	23	3	
12	Lopatka, Mieczyslaw	4	10	3	1	11	3	
13	Frelkiewicz, Kazimierz	0	1	0	0	0	4	
14	Czernichowski, K.J.	—	—	—	—	—	—	
15	Dregier, Zbigniew	2	5	0	0	4	5	
	Total	30	60	14	9	74	29	

Game No. 52 First Round League Group B Referee—Siborn, R. George CANADA
Time 13.30 Umpire—Kawai, Takeshi JAPAN

		YUGOSLAVIA	74	(34—28)	45	FINLAND		
				(40—17)				
Number	Name	Field Goals		Free Throws		Total Scores	Fouls	
		Made	Missed	Made	Missed			
	YUGOSLAVIA							
4	Gordic, Slobodan	3	7	0	0	6	3	
5	Korac, Rodivoj	—	—	—	—	—	—	
6	Rajkovic, Trajko	3	2	1	1	7	4	
7	Kovacic, Dragan	3	9	4	0	10	4	
8	Djerdja, Josip	9	3	0	0	18	3	
9	Raznatovic, Dragoslav	1	2	2	0	4	1	
10	Daneu, Ivo	4	9	3	1	11	1	
11	Petricovic, Zvonko	1	4	4	0	6	1	
12	Eiselt, Vital	2	3	0	0	4	2	
13	Cvetkovic, Vladimir	—	—	—	—	—	—	
14	Djuric, Nemanja	1	5	0	0	2	1	
15	Nikolic, Miodrag	1	2	4	0	6	1	
	Total	28	46	18	2	74	21	

Game No. 53 First Round League Group A Referee—Lichty, Wayne U.S.A.
Time 16.00 Umpire—Tang, Ming Hsin TAIWAN

		MEXICO	64	(34—30)	62	JAPAN		
				(30—32)				
Number	Name	Field Goals		Free Throws		Total Scores	Fouls	
		Made	Missed	Made	Missed			
	MEXICO							
4	Heredia Estrella, Rafael	0	3	2	0	2	0	
6	Herrera Montoya, Armando	—	—	—	—	—	—	
7	Arellano Moreno, Miguel	—	—	—	—	—	—	
9	Avila Saenz, Eulalio	—	—	—	—	—	—	
10	Grajeda Alvarado, Luis E.	5	6	2	0	12	3	
11	Pena Maldonoda, Mario	11	5	0	2	22	4	
12	Quintanar Rohana, Carlos	3	4	2	0	8	2	
13	Almanza Gonzalez, Alberto	7	14	1	3	15	0	
14	Pontvianne Jimenez, R.A.	—	—	—	—	—	—	
15	Raga Navarro, Manuel	2	8	1	1	5	1	
	Total	28	40	8	6	64	10	

Number	Name	Field Goals		Free Throws		Total Scores	Fouls
		Made	Missed	Made	Missed		
	CANADA						
4	Richman, Reuben	3	5	1	1	7	4
5	Stulac, Joseph	—	—	—	—	—	—
6	Howson, Barry Franklin	4	12	4	3	12	4
7	Maguire, James W.H.	0	4	3	1	3	2
8	Hartley, Keith Chapman	0	0	0	0	0	1
9	Reynolds Warren Alfred	6	4	2	0	14	4
10	Birtles, Walter Allen	3	4	2	2	8	4
11	Goldring, Rollit James	1	3	1	1	3	4
12	Ingaldson, Fred Einer	0	2	0	0	0	1
13	Mc Kibbon, John Hubert	11	14	0	0	22	5
14	Dacyshyn, John	—	—	—	—	—	—
15	Stulac, George William	0	0	0	0	0	0
	Total	28	48	13	8	69	29

Number	Name	Field Goals		Free Throws		Total Scores	Fouls
		Made	Missed	Made	Missed		
	FINLAND						
4	Manninen, Uolevi	0	1	0	0	0	2
5	Liimo, Kari Tapani	4	14	3	5	11	4
6	Lampen, Timo Heikki E.	4	8	1	1	9	3
7	Laanti, Pertti Juhani	3	3	0	0	6	2
8	Liimo, Martti Juhani	2	10	2	2	6	3
9	Lindholm, Raimo Allan	0	3	0	0	0	2
10	Harjula, Juha Anton K.	0	5	0	0	0	0
11	Kala, Risto Antero	0	2	1	1	1	2
12	Kauppinen, Kauko Kalervo	0	5	0	0	0	0
13	Pilkevaara, Jorma Kalevi	3	2	0	0	6	2
14	Finneman, Teijo Uolevi	3	0	0	0	6	0
15	Vartia, Raimo Veikko	0	2	0	0	0	1
	Total	19	55	7	9	45	21

Number	Name	Field Goals		Free Throws		Total Scores	Fouls
		Made	Missed	Made	Missed		
	JAPAN						
4	Nara, Setsuo	3	3	1	1	7	2
5	Wakabayashi, Kaoru	0	0	0	0	0	0
6	Shiga, Masashi	—	—	—	—	—	—
7	Nakamura, Kunihiko	6	7	2	2	14	4
8	Masuda, Takashi	10	7	0	0	20	3
9	Bai, Katsuo	—	—	—	—	—	—
10	Fujie, Seiji	—	—	—	—	—	—
11	Kaiho, Nobuo	0	0	0	0	0	0
12	Egawa, Yoshitaka	2	3	2	0	6	1
13	Moroyama, Fumihiko	3	7	1	1	7	5
14	Tsunoda, Katsuji	4	5	0	2	8	3
15	Kodama, Akira	0	1	0	0	0	0
	Total	28	33	6	6	62	18

Game No. 54 First Round League Group B Referee—Gordon, Rae Allen CANADA
 Time 17.30 Umpire—Czmoch, Czestaw POLAND

		BRAZIL	69	(28—24)	57	AUSTRALIA			
		(41—33)							
Number	Name	Field Goals		Free Throws		Total Scores	Fouls		
		Made	Missed	Made	Missed				
	BRAZIL								
4	Pasos, Amaury Antonio	4	11	1	1	9	3		
5	Marques, Wlamir	5	7	2	0	12	0		
6	Pereira Maciel, Ubiratan	2	5	3	1	7	5		
7	Domingos Massoni, Carlos	1	6	4	2	6	4		
8	Wilhem Braun, Friedrich	0	0	0	0	0	2		
9	De Souza, Carmo	5	3	1	1	11	5		
10	Schall, Jatyr Eduardo	3	0	0	0	6	0		
11	Bispo Dos Santos, Edson	1	2	0	0	2	1		
12	Salvador Sucar, Antonio	2	3	2	0	6	5		
13	Mirshawka, Victor	3	9	2	0	8	4		
14	De Toledo Machado, Sergio	1	1	0	0	2	2		
15	Edvar Simoes, Jose	—	—	—	—	—	—		
	Total	27	47	15	5	69	31		

Game No. 55 First Round League Group A Referee—Sanchez, Padilla Julio URUGUAY
 Time 19.00 Umpire—Choi, Yong Kun KOREA

		U.S.S.R.	76	(40—32)	67	ITALY			
		(36—35)							
Number	Name	Field Goals		Free Throws		Total Scores	Fouls		
		Made	Missed	Made	Missed				
	U.S.S.R.								
4	Muizhniex, Valdis	—	—	—	—	—	—		
5	Bagley, Nikolay	1	2	6	0	8	2		
6	Alachachian, Armenak	—	—	—	—	—	—		
7	Travin, Alexandr	5	6	5	1	15	4		
8	Khrynin, Viacheslav	0	4	0	0	0	3		
9	Krumin, Yan	0	2	0	0	0	1		
10	Moseshvili, Levan	1	3	0	0	2	0		
11	Korneev, Yury	3	2	2	2	8	2		
12	Petrov, Alexandr	6	5	0	0	12	5		
13	Volnov, Gennady	5	7	0	0	10	4		
14	Lipso, Yaak	1	6	7	3	9	5		
15	Kalninsh, Yuris	5	8	2	0	12	1		
	Total	27	45	22	6	76	27		

Game No. 56 First Round League Group B Referee—Sussi, Goffredo ITALY
 Time 20.30 Umpire—Ivanovitch, C. Nikolay U.S.S.R.

		URUGUAY	69	(29—26)	59	PERU			
		(40—33)							
Number	Name	Field Goals		Free Throws		Total Scores	Fouls		
		Made	Missed	Made	Missed				
	URUGUAY								
4	Peyet, Washington A.	0	3	1	2	1	5		
5	Marquez, Walter	8	14	0	2	16	3		
6	Gomez, Julio Cesar	0	2	0	0	0	3		
7	Koster, Luis Eduardo	0	0	0	0	0	0		
8	Ciavattone, Edison A.	0	1	2	0	2	0		
9	Roca, Alvaro Eduardo	0	2	0	0	0	5		
10	Pisano, Sergio	1	5	0	0	2	5		
11	Garcia, Luis Agustin	1	0	6	2	8	1		
12	Gadea, Manuel Roberto	8	10	5	1	21	4		
13	De Leon, Ramiro Eduardo	7	8	3	2	17	0		
14	Rial, Waldemar Jose	1	3	0	0	2	6		
15	Maya, Jorge	—	—	—	—	—	—		
	Total	26	48	17	9	69	32		

Number	Name	Field Goals		Free Throws		Total Scores	Fouls
		Made	Missed	Made	Missed		
	AUSTRALIA						
4	Davie, Theodore L. S.	1	2	0	0	2	1
5	Hackwill, Brendon Alan	1	3	0	0	2	3
6	Heard, John Alastair	2	4	0	0	4	1
7	Wyatt, William George	11	14	3	5	25	3
8	Ahmatt, Michael H. G.	0	2	0	0	0	2
9	Cole, Kenneth Frank	2	5	2	2	6	4
10	Rodwell, Clifford Carl	2	2	0	0	4	1
11	Dancis, Mikelis Reinis	0	0	0	0	0	3
12	Linde, Werner Rudolph	—	—	—	—	—	—
13	Hody, Laszlo	3	4	4	2	10	4
14	Gaze, Lindsay John Casson	1	8	2	0	4	4
15	Gardiner, John Neville	0	2	0	0	0	1
	Total	23	46	11	9	57	27

Number	Name	Field Goals		Free Throws		Total Scores	Fouls
		Made	Missed	Made	Missed		
	ITALY						
4	Giomo, Augusto	0	2	0	0	0	2
5	Pellanera, Justo	7	7	2	0	16	1
6	Lombardi, Gianfranco	7	14	7	1	21	3
7	Pieri, Gianfranco	0	5	0	0	0	5
8	Bertini, Franco	—	—	—	—	—	—
9	Vittori, Paolo	5	4	0	0	10	5
10	Sardagna, Gianfranco	0	2	3	1	3	0
11	Flaborea, Ottorino	—	—	—	—	—	—
12	Masini, Massimo	8	16	1	1	17	4
13	Bufalini, Sauro	0	1	0	0	0	3
14	Vianello, Gabriele	0	1	0	0	0	3
15	Gavagnin, Giovanni	0	1	0	0	0	2
	Total	27	53	13	3	67	28

Number	Name	Field Goals		Free Throws		Total Scores	Fouls
		Made	Missed	Made	Missed		
	PERU						
4	Duarte, Enrique	8	12	0	0	16	2
5	Duarte, Ricardo	6	18	4	4	16	5
6	Duarte, Luis	0	2	0	0	0	2
7	Vargas, Jorge	1	10	4	2	6	5
8	Benalcazar, Oscar	0	1	0	0	0	5
9	Paredes, Simon	2	8	1	1	5	2
10	Sevilla, Oscar	0	1	0	0	0	1
11	Sangio, Tomas	—	—	—	—	—	—
12	Guzman, Jose	1	1	0	0	2	0
13	Vasquez, Carlos	2	6	0	2	4	5
14	Duarte, Raul	1	8	0	2	2	5
15	Valerio, Manuel	3	4	2	0	8	2
	Total	24	71	11	11	59	34

Game No. 57 Semi-Final for 13—16 Place

Time 14.00 Oct. 20.

Referee—Salmenkyla, Juhani FINLAND

Umpire—Kanaka, Ryoichi JAPAN

		HUNGARY 99		(38—43)		83 KOREA			
		(61—40)							
Number	Name	Field Goals		Free Throws		Total Scores	Fouls		
		Made	Missed	Made	Missed				
	CANADA								
4	Bohaty, Miklos	2	4	0	0	4	3		
5	Gabanyi, Laszlo	11	5	7	1	29	2		
6	Polik, Gyorgy	4	6	1	1	9	2		
7	Koczka, Pal	8	4	0	0	16	4		
8	Greminger, Janos	2	4	3	1	7	5		
9	Prieszol, Jozsef	—	—	—	—	—	—		
10	Kangyal, Tibor	0	0	2	0	2	3		
11	Lendvai, Odon	0	0	0	0	0	0		
12	Bencze, Janos	11	3	6	0	28	2		
13	Racz, Janos	1	3	0	0	2	5		
14	Haan, Andras	1	2	0	0	2	1		
15	Glatz, Arpad	0	1	0	0	0	0		
	Total	40	32	19	3	99	27		

Game No. 58 Semi-Final for 13—16 Place

Time 15.30 Oct. 20.

Referee—Lichty, Wayne U.S.A.

Umpire—Todo, Masanori JAPAN

		CANADA 82		(43—28)		81 PERU			
		(30—45)		(9—8)					
Number	Name	Field Goals		Free Throws		Total Scores	Fouls		
		Made	Missed	Made	Missed				
	CANADA								
4	Richman, Reuben	1	5	0	0	2	3		
5	Stulac, Joseph	—	—	—	—	—	—		
6	Howson, Barry Franklin	6	13	3	1	15	3		
7	Maguire, James W. H.	—	—	—	—	—	—		
8	Hartley, Keith Chapman	2	4	1	3	5	2		
9	Reynolds, Warren Alfred	11	10	3	1	25	4		
10	Birtles, Walter Allen	2	7	0	0	4	4		
11	Goldring, Rollit James	—	—	—	—	—	—		
12	Ingaldson, Fred Einer	2	3	0	0	4	2		
13	Mc Kibbon, John Hubert	11	23	5	5	27	5		
14	Dacyshyn, John	—	—	—	—	—	—		
15	Stulac, George William	—	—	—	—	—	—		
	Total	35	65	12	10	82	23		

Game No. 59 Semi-Final for 5—8 Place

Time 18.30 Oct. 20.

Referee—Mihalik, Zigmund U.S.A.

Umpire—Tang, Ming Hsin TAIWAN

		ITALY 75		(33—25)		63 YUGOSLAVIA			
		(42—38)							
Number	Name	Field Goals		Free Throws		Total Scores	Fouls		
		Made	Missed	Made	Missed				
	ITALY								
4	Giomo, Augusto	3	0	0	2	6	2		
5	Pellanera, Justo	2	6	8	4	12	4		
6	Lombardi, Gianfranco	2	13	4	2	8	5		
7	Pieri, Gianfranco	7	6	0	0	14	5		
8	Bertini, Franco	—	—	—	—	—	—		
9	Vittori, Paolo	8	10	6	2	22	2		
10	Sardagna, Gianfranco	1	0	0	0	2	1		
11	Flaborea, Ottorino	—	—	—	—	—	—		
12	Masini, Massimo	2	2	0	0	4	4		
13	Bufalini, Sauro	2	10	3	1	7	4		
14	Vianello, Gabriele	0	0	0	2	0	1		
15	Gavagnin, Giovanni	—	—	—	—	—	—		
	Total	27	47	21	13	75	28		

Number	Name	Field Goals		Free Throws		Total Scores	Fouls
		Made	Missed	Made	Missed		
	KOREA						
4	Har, Ui Kon	4	8	1	1	9	4
5	Lee, Byung Goo	0	0	0	2	0	1
6	Kim, Young Ki	13	17	5	1	31	3
7	Kim, Chung Sun	1	2	0	2	2	0
8	Moon, Hyun Chang	—	—	—	—	—	—
9	Kim, Moon Hyun	5	4	3	5	13	4
10	Sin, Dong Pa	3	2	1	1	7	1
11	Bang, Yeul	—	—	—	—	—	—
12	Kim, In Kun	5	6	4	1	14	3
13	Kim, Young Il	0	0	0	0	0	5
14	Kim, Seung Kyu	0	1	1	1	1	5
15	Chung, Jin Bong	2	1	2	2	6	5
	Total	33	41	17	16	83	31

Number	Name	Field Goals		Free Throws		Total Scores	Fouls
		Made	Missed	Made	Missed		
	PERU						
4	Duarte, Enrique	4	11	3	3	11	3
5	Duarte, Ricardo	13	17	3	1	29	3
6	Duarte, Luis	—	—	—	—	—	—
7	Vargas, Jorge	3	6	0	0	6	4
8	Benalcazar, Oscar	0	0	0	0	0	2
9	Paredes, Simon	2	8	1	1	5	1
10	Sevilla, Oscar	—	—	—	—	—	—
11	Sangio, Tomas	—	—	—	—	—	—
12	Guzman, Jose	0	0	1	1	1	1
13	Vasquez, Carlos	2	10	3	1	7	2
14	Duarte, Raul	6	12	2	4	14	5
15	Valerio, Manuel	4	3	0	0	8	5
	Total	34	67	13	11	81	26

Number	Name	Field Goals		Free Throws		Total Scores	Fouls
		Made	Missed	Made	Missed		
	YUGOSLAVIA						
4	Gordic, Slobodan	4	8	1	1	9	2
5	Korac, Radivoj	—	—	—	—	—	—
6	Rajkovic, Trajko	2	14	2	2	6	2
7	Kovacic, Dragan	3	7	0	0	6	5
8	Djerdja, Josip	4	18	7	9	15	5
9	Raznatovic, Dragoslav	1	0	0	0	2	0
10	Daneu, Ivo	3	19	3	3	9	3
11	Petricovic, Zvonko	2	2	0	0	4	2
12	Eiselt, Vital	2	3	0	0	4	2
13	Cvetkovic, Vladimir	—	—	—	—	—	—
14	Djuric, Nemanja	2	15	0	0	4	1
15	Nikolic, Miodrag	1	2	2	2	4	5
	Total	24	88	15	17	63	27

Number	Name	Field Goals		Free Throws		Total Scores	Fouls
		Made	Missed	Made	Missed		
	URUGUAY						
4	Poyet, Washigton A.	1	7	7	2	9	5
5	Marquez, Walter	8	13	8	2	24	3
6	Gomez, Julio Cesar	3	4	3	1	9	5
7	Koster, Luis Eduardo	0	4	0	0	0	0
8	Ciavattone, Edison A.	0	1	1	1	1	1
9	Roca, Alvaro Eduardo	1	2	0	0	2	3
10	Pisano, Sergio	4	5	1	1	9	5
11	García, Luis Agustin	2	1	1	1	5	5
12	Gadea, Manuel Roberto	1	2	0	0	2	3
13	De Leon, Ramiro Eduardo	3	5	0	0	6	5
14	Rial, Waldemar Jose	1	0	0	0	2	0
15	Maya, Jorge	—	—	—	—	—	—
	Total	24	44	21	8	69	35

Number	Name	Field Goals		Free Throws		Total Scores	Fouls
		Made	Missed	Made	Missed		
	MEXICO						
4	Heredia Estrella, Rafael	3	7	2	0	8	4
6	Herrera Montoya, Armando	1	1	0	0	2	3
7	Arellano Moreno, Miguel	—	—	—	—	—	—
9	Avila Saenz, Eulalio	—	—	—	—	—	—
10	Grajeda Alvarado, Luis E.	6	9	0	0	12	4
11	Pena Maldonado, Mario	0	6	0	0	0	3
12	Quintanar Rohana, Carlos	6	9	6	2	18	5
13	Almanza Gonzalez, Alberto	4	10	0	0	8	5
14	Pontvianne Imenez, R.A.	2	2	0	0	4	3
15	Raga Navarro, Manuel	3	9	0	0	6	3
	Total	25	53	8	2	58	30

Number	Name	Field Goals		Free Throws		Total Scores	Fouls
		Made	Missed	Made	Missed		
	FINLAND						
4	Manninen, Uolevi	—	—	—	—	—	—
5	Liimo, Kari Tapani	6	6	1	1	13	5
6	Lampen, Timo Heikki E.	5	8	2	0	12	2
7	Laanti, Pertti Juhani	0	0	0	0	0	0
8	Liimo, Martti Juhani	5	3	0	0	10	4
9	Lindholm, Raimo Allan	1	1	0	0	2	2
10	Harjula, Juha Anton K.	—	—	—	—	—	—
11	Kala, Risto Antero	0	1	0	0	0	1
12	Kauppinen, Kauko Kalervo	—	—	—	—	—	—
13	Pilkevaara, Jorma Kalevi	2	9	2	0	6	3
14	Finneman, Teijo Uolevi	0	0	0	0	0	2
15	Vartia, Raimo Veikko	1	3	0	0	2	3
	Total	20	31	5	1	45	22

Game No. 63 Semi-Final for 1—4 Place

Referee—Jaime, Hopenhaym Mario URUGUAY

Time 18.30 Oct. 21.

Umpire—Furukawa, Yukiyoishi JAPAN

U.S.A. 62 (23—24) 42 PUERTO RICO
(39—18)

Number	Name	Field Goals		Free Throws		Total Scores	Fouls
		Made	Missed	Made	Missed		
	U.S.A.						
4	Barnes, Jim	1	3	1	1	3	1
5	Bradley, William Warren	4	9	8	0	16	4
6	Brown, Lawrence Harvey	1	4	2	0	4	3
7	Caldwell, Joe Louis	3	3	0	0	6	4
8	Counts, Mel Grant	0	0	0	0	0	1
9	Davies, Richard Allen	0	0	0	0	0	1
10	Hazzard, Walter	2	7	2	0	6	1
11	Jackson, Lucious Brown	3	7	1	1	7	3
12	McCaffrey, John Paul	1	0	0	0	2	2
13	Mullins, Jeffrey Vincent	0	0	0	0	0	0
14	Shipp, Jerry Franklin	7	7	0	0	14	2
15	Wilson, George	1	4	2	0	4	3
	Total	23	44	16	2	62	25

Game No. 64 Semi-Final for 1—4 Place

Referee—Gordon, Rae Allen CANADA

Time 20.00 Oct. 21.

Umpire—Kassai, Ervin HUNGARY

U.S.S.R. 53 (22—19) 47 BRAZIL
(31—28)

Number	Name	Field Goals		Free Throws		Total Scores	Fouls
		Made	Missed	Made	Missed		
	U.S.S.R						
4	Muizhniex, Valdis	0	2	0	0	0	2
5	Bagley Nikolay	—	—	—	—	—	—
6	Alachachian, Armenak	1	3	0	0	2	4
7	Travin, Alexandr	2	6	2	2	6	4
8	Khrynin, Viacheslav	—	—	—	—	—	—
9	Krumin, Yan	2	2	1	1	5	1
10	Moseshvili, Levan	—	—	—	—	—	—
11	Korneev, Yury	5	5	4	3	14	4
12	Petrov, Alexandr	3	5	2	2	8	4
13	Volnov, Gennady	8	5	0	0	16	5
14	Lipso, Yaak	0	2	0	0	0	4
15	Kalninsh, Yuris	1	3	0	0	2	4
	Total	22	33	9	8	53	32

Game No. 65 Final Match for 15th Place

Referee—Siborn, R. George CANADA

Time 14.00 Oct. 22.

Umpire—Katsura, Masayuki JAPAN

PERU 71 (37—31) 66 KOREA
(34—35)

Number	Name	Field Goals		Free Throws		Total Scores	Fouls
		Made	Missed	Made	Missed		
	PERU						
4	Duarte, Enrique	4	7	0	0	8	0
5	Duarte, Ricardo	10	11	8	2	28	4
6	Duarte, Luis	0	4	0	0	0	1
7	Vargas, Jorge	1	5	1	1	3	1
8	Benalcazar, Oscar	2	5	0	0	4	4
9	Paredes, Simon	1	6	0	0	2	2
10	Sevilla, Oscar	5	7	0	2	10	2
11	Sangio, Tomas	—	—	—	—	—	—
12	Guzman, Jose	—	—	—	—	—	—
13	Vasquez, Carlos	3	6	0	2	6	1
14	Duarte, Raul	3	6	0	4	6	4
15	Valerio, Manuel	2	7	0	4	4	2
	Total	31	64	9	15	71	21

Number	Name	Field Goals		Free Throws		Total Scores	Fouls
		Made	Missed	Made	Missed		
	PUERTO RICO						
4	Mc Cadney, William	1	1	1	1	3	5
5	Droz Ramos, Evelio	0	1	2	0	2	0
6	Adorno Melendez, Ruben	3	9	3	1	9	4
7	Cruz Downs, Teofilo	4	6	2	2	10	5
8	Vicens Sastre, Juan	2	5	3	1	7	2
9	Zamot Bula Alberto	0	1	1	1	1	1
10	Anza Ortiz, Martin	1	6	1	3	3	0
11	Frontera Colley, Jaime	2	6	1	1	5	4
12	Baez Marino, Juan Ramon	0	1	0	0	0	0
13	Garcia Lucas, Angel	—	—	—	—	—	—
14	Cancel Acevedo, Angel	0	4	2	2	2	3
15	Gutierrez Ferrer, Tomas	—	—	—	—	—	—
	Total	13	40	16	12	42	24

Number	Name	Field Goals		Free Throws		Total Scores	Fouls
		Made	Missed	Made	Missed		
	BRAZIL						
4	Pasos, Amaury Antonio	3	4	1	2	7	4
5	Marques, Wlamir	3	9	3	0	9	4
6	Pereira Maciel, Ubiratan	4	10	2	2	10	2
7	Domingos Massoni, Carlos	0	4	0	0	0	4
8	Wilhem Braun, Friedrich	—	—	—	—	—	—
9	De Souza, Carmo	1	1	2	0	4	5
10	Schall, Jatyr, Eduardo	2	8	0	0	4	4
11	Bispo Dos Santos, Edson	0	7	0	0	0	5
12	Salvador Sucar, Antonio	1	6	4	2	6	2
13	Mirshawka, Victor	3	5	1	1	7	4
14	De Toledo Machado, Sergio	—	—	—	—	—	—
15	Edvar Simoes, Jose	—	—	—	—	—	—
	Total	17	54	13	7	47	34

Number	Name	Field Goals		Free Throws		Total Scores	Fouls
		Made	Missed	Made	Missed		
	KOREA						
4	Har, Ui Kon	3	3	1	1	7	5
5	Lee, Byung Goo	—	—	—	—	—	—
6	Kim, Young Ki	7	18	10	2	24	3
7	Kim, Chung Sun	1	1	0	0	2	5
8	Moon, Hyun Chang	—	—	—	—	—	—
9	Kim, Moon Hyun	1	3	2	0	4	0
10	Sin, Dong Pa	7	9	0	0	14	4
11	Bang, Yeul	0	2	1	1	1	2
12	Kim, In Kun	2	4	0	0	4	2
13	Kim, Young Il	0	1	0	0	0	5
14	Kim, Seung Kyu	—	—	—	—	—	—
15	Chung, Jin Bong	4	2	2	0	10	4
	Total	25	43	16	4	66	30

Game No. 66 Final Match for 13th Place

Time 15.30 Oct. 22.

Referee—Sussi, Goffredo

ITALY

Umpire—Alvarez, Ernesto

MEXICO

HUNGARY **68** (38—27) **65** **CANADA**
(30—38)

Number	Name	Field Goals		Free Throws		Total Scores	Fouls
		Made	Missed	Made	Missed		
	HUNGARY						
4	Bohaty, Miklos	—	—	—	—	—	—
5	Gabanyi, Laszlo	7	8	8	4	22	2
6	Polik, Gyorgy	—	—	—	—	—	—
7	Koczka, Pal	6	7	2	0	14	3
8	Greminger, Janos	0	2	0	0	0	3
9	Prieszol, Jozsef	3	3	0	2	6	3
10	Kangyal, Tibor	0	0	1	1	1	2
11	Lendvai, Odon	2	3	1	1	5	5
12	Bencze, Janos	3	2	2	0	8	5
13	Racz, Janos	5	6	0	2	10	3
14	Haan, Andras	0	2	0	0	0	0
15	Glatz, Arpad	1	3	0	0	2	2
	Total	27	36	14	10	68	28

Game No. 67 Final Match for 7th Place

Time 18.30 Oct. 22.

Referee —Lichty, Wayne

U.S.A.

Umpire —Ivanovitch, C. Nikolay

U.S.S.R.

YUGOSLAVIA **78** (40—31) **55** **URUGUAY**
(38—24)

Number	Name	Field Goals		Free Throws		Total Scores	Fouls
		Made	Missed	Made	Missed		
	YUGOSLAVIA						
4	Gordic, Slobodan	6	7	2	0	14	0
5	Korac, Radivoj	—	—	—	—	—	—
6	Rajkovic, Trajko	2	2	0	2	4	0
7	Kovacic, Dragan	1	5	0	2	2	4
8	Djerdja, Josip	4	4	1	1	9	5
9	Raznatovic, Dragoslav	2	3	0	0	4	0
10	Daneu, Ivo	7	11	6	2	20	2
11	Petricevic, Zvonko	7	9	3	3	17	4
12	Eiselt Vital	—	—	—	—	—	—
13	Cvetkovic, Vladimir	0	1	0	2	0	0
14	Djuric, Nemanja	1	5	0	0	2	4
15	Nikolic, Miodrag	1	6	4	4	6	0
	Total	31	53	16	16	78	19

Game No. 68 Final Match For 5th Place

Time 20.00 Oct. 22.

Referee—Righetto, Renato

BRAZIL

Umpire—Mihalik, Zigmund

U.S.A.

ITALY **79** (44—29) **59** **POLAND**
(35—30)

Number	Name	Field Goals		Free Throws		Total Scores	Fouls
		Made	Missed	Made	Missed		
	ITALY						
4	Giomo, Augusto	1	0	0	0	2	3
5	Pellanera, Justo	7	7	0	0	14	4
6	Lombardi, Gianfranco	1	2	2	0	4	3
7	Pieri, Gianfranco	4	4	3	1	11	3
8	Bertini, Franco	—	—	—	—	—	—
9	Vittori, Paolo	6	12	3	2	15	0
10	Sardagna, Gianfranco	—	—	—	—	—	—
11	Flaborea, Ottorino	1	0	0	0	2	0
12	Masini, Massimo	3	6	0	0	6	1
13	Bufalini, Sauro	3	6	4	0	10	4
14	Vianello, Gabriele	7	5	1	1	15	2
15	Gavagnin, Giovanni	—	—	—	—	—	—
	Total	33	42	13	4	79	20

Number	Name	Field Goals		Free Throws		Total Scores	Fouls
		Made	Missed	Made	Missed		
	CANADA						
4	Richman, Reuben	5	10	0	0	10	4
5	Stulac, Joseph	—	—	—	—	—	—
6	Howson, Barry Franklin	4	12	4	2	12	0
7	Maguire, James W.H.	0	1	0	0	0	3
8	Hartley, Keith Chapman	1	5	0	0	2	3
9	Reynolds, Warren Alfred	3	14	1	1	7	5
10	Birtles, Walter Allen	7	5	1	3	15	3
11	Goldring, Rollit James	3	2	0	0	6	3
12	Ingaldson, Fred Einer	4	6	2	0	10	1
13	Mc Kibbon, John Hubert	1	10	1	1	3	4
14	Dacyshyn, John	—	—	—	—	—	—
15	Stulac, George William	—	—	—	—	—	—
	Total	28	65	9	7	65	26

Number	Name	Field Goals		Free Throws		Total Scores	Fouls
		Made	Missed	Made	Missed		
	URUGUAY						
4	Poyet, Washington A.	1	4	0	0	2	2
5	Marquez, Walter	6	13	3	5	15	3
6	Gomez, Julio Cesar	2	8	0	2	4	2
7	Koster, Luis Eduardo	1	4	0	0	2	4
8	Ciavattone, Edison A.	2	7	0	0	4	0
9	Roca, Alvaro Eduardo	1	4	2	1	4	2
10	Pisano, Sergio	2	3	0	0	4	3
11	Gorcía, Luis Agustin	2	2	2	0	6	1
12	Gadea, Manuel Roberto	2	3	0	0	4	2
13	De Leon, Ramiro Eduardo	3	12	1	1	7	4
14	Rial, Waldemar Jose	1	5	1	1	3	3
15	Maya, Jorge	—	—	—	—	—	—
	Total	23	65	9	10	55	26

Number	Name	Field Goals		Free Throws		Total Scores	Fouls
		Made	Missed	Made	Missed		
	POLAND						
4	Wichowski, Janusz Wiktor	2	7	6	0	10	5
5	Pstrokowski, Andrzej S.	5	7	1	1	11	2
6	Blauth, Tadeusz Michal	0	2	0	2	0	0
7	Perka, Andrzej Mieczyslaw	—	—	—	—	—	—
8	Olejniczak, Stanislaw	0	1	0	0	0	2
9	Sitkowski, Krzysztof M.	0	2	0	0	0	1
10	Piskun, Jerzy-Andrzej	3	10	1	2	7	4
11	Likszo, Bohdan Stanislaw	4	5	3	1	11	3
12	Lopatka, Mieczyslaw	1	6	2	0	4	0
13	Frelkiewicz, Kazimierz	2	2	0	0	4	4
14	Czernichowski, K.J.	0	3	0	0	0	4
15	Dregier, Zbigniew	5	8	2	2	12	2
	Total	22	53	15	8	59	27

Game No. 69 Final Match for 11th Place

Time 14.00 Oct. 23.

Referee—Gordon, Rae Allen

CANADA

Umpire—James, Taylor Sid

AUSTRALIA

FINLAND 73 (38—40) **72 MEXICO**

(35—32)

Number	Name	Field Goals		Free Throws		Total Scores	Fouls
		Made	Missed	Made	Missed		
FINLAND							
4	Manninen, Uolevi	—	—	—	—	—	—
5	Liimo, Kari Tapani	8	15	2	0	18	2
6	Lompen, Timo Heikki E.	5	10	5	3	15	5
7	Laanti, Pertti Juhani	3	8	0	0	6	5
8	Liimo, Martti Juhani	6	10	5	1	17	1
9	Lindholm, Raimo Allan	—	—	—	—	—	—
10	Harjula, Juha Anton K.	—	—	—	—	—	—
11	Kala, Risto Antero	0	1	0	0	0	0
12	Kauppinen, Kauko Kalevi	—	—	—	—	—	—
13	Pilkevaara, Jorma Kalevi	5	3	4	4	14	1
14	Finneman Teijo Uolevi	—	—	—	—	—	—
15	Vartia, Raimo Veikko	1	3	1	1	3	0
Total		28	50	17	9	73	14

Game No. 70 Final Match for 9th Place

Time 15.30 Oct. 23.

Referee—Jaime, Hopenhaym, Mario URUGUAY

Umpire—Diaz, Mercado Rodorfo MEXICO

AUSTRALIA 64 (30—29) **57 JAPAN**

(34—28)

Number	Name	Field Goals		Free Throws		Total Scores	Fouls
		Made	Missed	Made	Missed		
AUSTRALIA							
4	Davie, Theodore L. S.	—	—	—	—	—	—
5	Hackwill, Brendon Alan	2	2	1	1	5	3
6	Heard, John Alastair	3	9	2	0	8	2
7	Wyatt, William George	4	7	0	0	8	2
8	Ahmatt, Michael, H. G.	3	2	0	2	6	1
9	Cole, Kenneth Frank	5	4	0	0	10	4
10	Rodwell, Clifford Carl	2	3	0	0	4	3
11	Dancis, Mikelis Reinis	—	—	—	—	—	—
12	Linde, Werner Rudolph	—	—	—	—	—	—
13	Hody, Laszlo	2	1	1	1	5	4
14	Gaze, Lindsay John Casson	6	8	4	0	16	3
15	Gardiner, John Neville	1	0	0	0	2	0
Total		28	36	8	4	64	22

Game No. 71 Final Match for 3rd Place

Time 18.30 Oct. 23.

Referee—Sanchez, Padilla Julio URUGUAY

Umpire—Kawai, Takeshi JAPAN

BRAZIL 76 (39—26) **60 PUERTO RICO**

(37—34)

Number	Name	Field Goals		Free Throws		Total Scores	Fouls
		Made	Missed	Made	Missed		
BRAZIL							
4	Pasos, Amaury Antonio	4	7	1	3	9	4
5	Marques, Wlamir	10	10	3	1	23	4
6	Pereira Maciel, Ubiratan	6	5	1	1	13	4
7	Domingos Massoni, Carlos	1	7	4	0	6	4
8	Wilhem Braun, Friedrich	0	0	0	0	0	0
9	De Souza, Carmo	0	3	0	0	0	3
10	Schall, Jatyr Eduardo	4	6	2	0	10	4
11	Bispo Dos Santos, Edson	1	3	0	0	2	1
12	Salvador Sucar, Antonio	3	3	1	1	7	2
13	Mirshawka, Victor	1	5	3	1	5	3
14	De Toledo Machado, Sergio	0	0	1	1	1	0
15	Edvar Simoes, Jose	0	0	0	0	0	0
Total		30	49	16	8	76	29

Number	Name	Field Goals		Free Throws		Total Scores	Fouls
		Made	Missed	Made	Missed		
	MEXICO						
4	Heredia Estrella, Rafael	1	3	0	0	2	5
6	Herrera Montoya, Armando	2	5	0	0	4	3
7	Arellano Moreno, Miguel	2	2	0	0	4	2
9	Avila Saenz, Eulalio	1	0	0	0	2	5
10	Grajeda Alvarado, Luis E.	9	13	0	0	18	3
11	Pena Maldonado, Mario	2	0	0	0	4	5
12	Quintanar Rohana, Carlos	6	11	0	0	12	5
13	Almanza Gonzalez, Alberto	3	12	2	3	8	5
14	Pontvianne Jimenez, R.A.	1	0	0	0	2	0
15	Raga Navarro, Manuel	8	9	0	2	16	1
	Total	35	55	2	5	72	34

Number	Name	Field Goals		Free Throws		Total Scores	Fouls
		Made	Missed	Made	Missed		
	JAPAN						
4	Nara, Setsuo	3	3	2	0	8	1
5	Wakabayashi, Kaoru	0	1	0	0	0	5
6	Shiga, Masashi	0	0	1	1	1	0
7	Nakamura, Kunihiko	3	10	4	0	10	4
8	Masuda, Takashi	11	9	2	0	24	5
9	Bai, Katsuo	—	—	—	—	—	—
10	Fujie, Seiji	—	—	—	—	—	—
11	Kaiho, Nobuo	0	1	0	0	0	0
12	Egawa, Yoshikata	0	4	4	0	4	4
13	Moroyama, Fumihiko	1	8	0	0	2	1
14	Tsunoda, Katsuji	2	9	3	2	7	2
15	Kodama, Akira	0	2	1	1	1	0
	Total	20	47	17	4	57	22

Number	Name	Field Goals		Free Throws		Total Scores	Fouls
		Made	Missed	Made	Missed		
	PUERTO RICO						
4	Mc Cadney, William	1	3	0	0	2	3
5	Droz Ramos, Evelio	—	—	—	—	—	—
6	Adorno Melendez, Ruben	1	9	3	1	5	4
7	Cruz Downs, Teofilo	9	8	6	4	24	4
8	Vicens Sastre, Juan	3	10	3	3	9	4
9	Zamot Bula, Alberto	0	1	0	0	0	1
10	Anza Ortiz, Martin	1	9	4	0	6	2
11	Frontera Colley, Jaime	4	10	2	2	10	2
12	Baez Marino, Juan Ramon	0	2	0	0	0	1
13	Garcia Lucas, Angel	—	—	—	—	—	—
14	Cancel Acevedo, Angel	2	7	0	0	4	5
15	Gutierrez Ferrer, Tomas	—	—	—	—	—	—
	Total	21	59	18	10	60	26

Game No. 72 Final Match for 1st Place

Time 20.00 Oct. 23.

Referee—Righetto, Renato

Umpire—Matsuo, Takeshi

BRAZIL


JAPAN

U.S.A. 73 (39—31) 59 U.S.S.R.
(34—28)

Number	Name	Field Goals		Free Throws		Total Scores	Fouls
		Made	Missed	Made	Missed		
	U.S.A.						
4	Barnes, Jim	0	0	0	0	0	3
5	Bradley, William Warren	2	6	6	0	10	4
6	Brown, Lawrence Harvey	3	2	0	0	6	2
7	Caldwell, Joe Louis	7	4	0	0	14	2
8	Counts, Mel Grant	2	2	0	0	4	1
9	Davies, Richard Allen	2	0	0	0	4	1
10	Hazzard, Walter	1	5	0	0	2	2
11	Jackson, Lucious Brown	6	8	5	2	17	0
12	McCaffrey, John Paul	2	2	0	0	4	2
13	Mullins, Jeffry Vincent	0	2	0	0	0	0
14	Shipp, Jerry Franklin	5	3	0	0	10	2
15	Wilson, George	1	3	0	0	2	3
	Total	31	37	11	2	73	22

Number	Name	Field Goals		Free Throws		Total Scores	Fouls
		Made	Missed	Made	Missed		
	U.S.S.R.						
4	Muizhniex, Valdis	0	0	0	0	0	2
5	Bagley, Nikolay	2	0	0	0	4	2
6	Alachachian, Armenak	3	5	0	0	6	1
7	Travin, Alexandr	6	3	0	0	12	2
8	Khrynin, Viacheslav	0	2	2	0	2	2
9	Krumin, Yan	3	5	5	1	11	3
10	Moseshvili, Levan	0	0	0	0	0	1
11	Korneev, Yury	2	5	4	0	8	4
12	Petrov, Alexandr	3	5	0	3	6	4
13	Volnov, Gennady	1	2	0	0	2	5
14	Lipso, Yaak	2	5	0	0	4	1
15	Kalninsh, Yuris	1	3	2	0	4	1
	Total	23	35	13	4	59	28

The winning teams in the Basket-Ball events ① U.S.A ② U.S.S.R ③ BRAZIL
Les équipes ayant gagné de Basket-Ball





Poland (red uniforms) v. Italy



U.S.S.R. (red uniforms) v. Hungary




The Basket-Ball Gymnasium during the Uruguay (blue uniforms) and Yugoslavia match





Finals when U.S.A. (white uniforms)
met U.S.S.R. (red)



U.S.A. (white uniforms) v. Finland (blue)

**Boxing=Boxe****Association Internationale de Boxe Amateur**

President R.H. Russel (BRITAIN)
 Vice-President
 N. Nikiforov Denisov (U.S.S.R.)
 R. Lisowski (POLAND)
 N. J. Barack (U.S.A.)
 Ali Skafik (U.A.R.)
 Executive
 R. Ullmark (SWEDEN)
 V. Resko (FINLAND)
 F. Natan (CZECHSLV)
 C. Kuhn (SWITZ)
 H. Patris (FRANCE)
 T. Houichi (TUNISIA)
 J. A. V. Castle (AUSTRALA)
 A. Montefredine (ITALY)
 K. Shibata (JAPAN)
 Mahmound Karim (SUDAN)
 J. Oriani (ARGENTIN)
 Medical Commission
 R. Ullmark (SWEDEN)
 J. L. Blonstein (BRITAIN)

Japan Amateur Boxing Federation

President S. Ozawa
 Vice-President R. Kotaka
 K. Kokubo
 H. Tanaka
 K. Okamoto
 Hon. Secretary K. Shibata
 Directors M. Tanaka
 S. Muta
 Y. Takahashi
 Referee Judge
 G. Ajaxson (NORWAY)
 G. Aniello (ITALY)
 G. W. Amarteiffio (GHANA)
 I. Boamfa (RUMANIA)
 B. Brill (NETHLAND)
 A. Chowdhry (PAKISTAN)
 S. J. Chuu (KOREA)
 J. H. Common (FIJI)
 F. Cooper (IRELAND)
 I. Frusca (ARGENTIN)
 G. Gondre (FRANCE)
 B. Guellaty (TUNISIA)

E. P. Jetchev (BULGARIA)
 L. Johannes (INDONESIA)
 E. Khalife (LEBANON)
 S. Kobayashi (JAPAN)
 K. Kokubo (JAPAN)
 K. P. Kuka (INDIA)
 K. Maghraby (U.A.R.)
 T. McCosh (BRITAIN)
 J. Neuding (POLAND)
 H. Nussgen (GERMANY)
 O. Oubari (SYRIA)
 K. Sampila (FINLAND)
 J. Sermer (HUNGARY)
 R. J. Surkein (U.S.A.)
 A. L. Tanner (AUSTRALA)
 E. G. Tillinghast (BRITAIN)
 J. Wolf (GERMANY)
 G. Zybalov (U.S.S.R.)
 P. J. Zuccoli (URUGUAY)
 R. H. Gittins (BRITAIN)
 H. R. Banks (BRITAIN)

Time Table—Korakuen Ice Palace

Date	Time	
Oct. 10 (Sat.)	8.00~10.00 10.00~11.00	General weigh-in and medical examination Draw
Oct. 11 (Sun.)	14.00 19.00	Elimination matches "
Oct. 12 (Mon.)	14.00 19.00	" "
Oct. 13 (Tues.)	14.00 19.00	" "
Oct. 14 (Wed.)	14.00 19.00	" "
Oct. 15 (Thur.)	14.00 19.00	" "
Oct. 16 (Fri.)	14.00 19.00	" "

Date	Time	
Oct. 17 (Sat.)	14.00 19.00	Elimination matches "
Oct. 18 (Sun.)	14.00 19.00	" "
Oct. 19 (Mon.)	14.00 19.00	Quarter-Finals "
Oct. 20 (Tues.)	14.00 19.00	" "
Oct. 21 (Wed.)	14.00 19.00	Semi-Finals "
Oct. 22 (Thur.)		No competitions all day
Oct. 23 (Fri.)	19.00	Finals

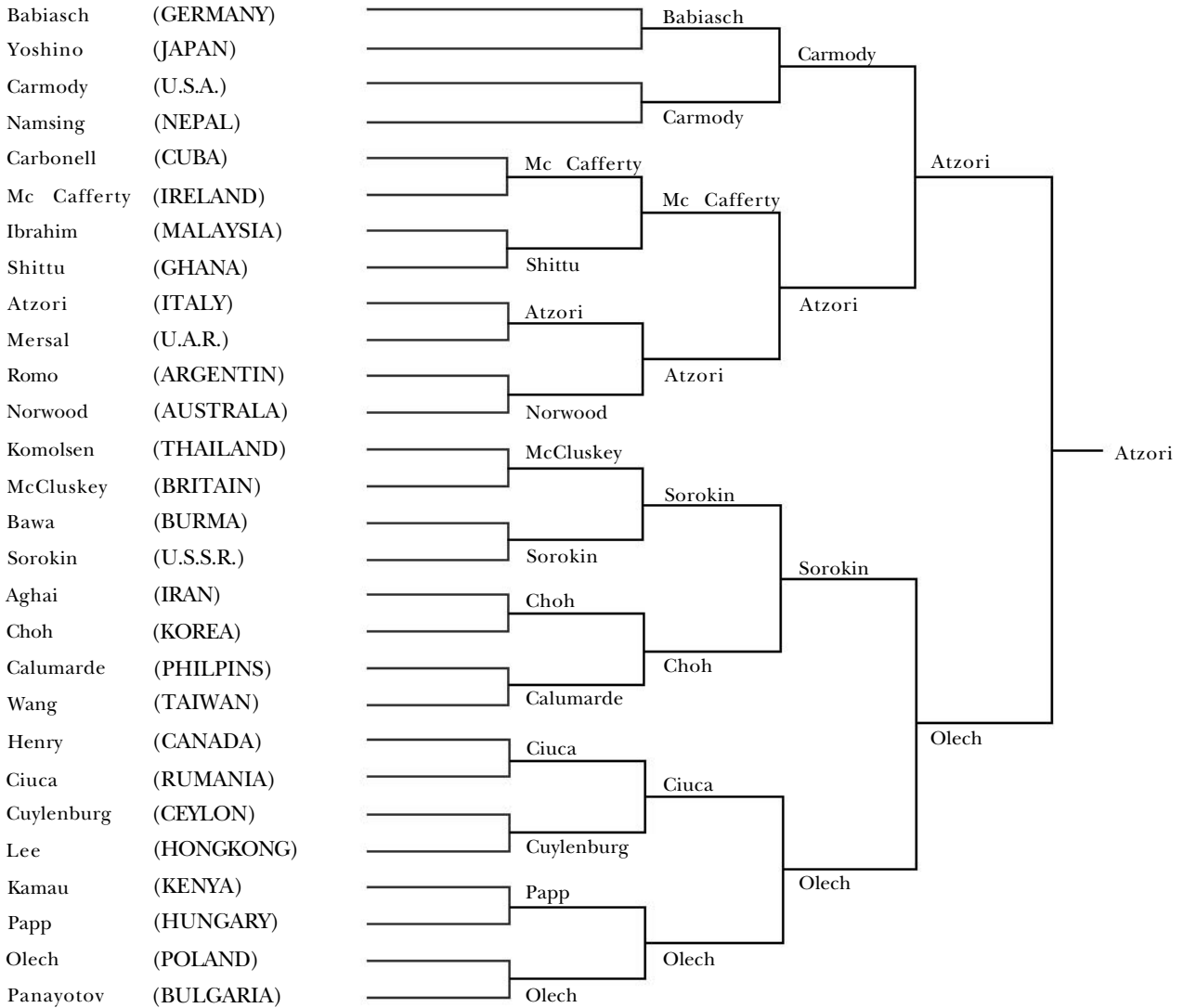
Medical Examination and Weigh-in: on the day of competition 08:00~10:00

Fly Weight—Poids mouche

Up to 51 KGS 28 countries 28 competitors

Previous Olympic Winners

1904 G. Finnegan	U.S.A.	1936 W. Kaiser	GERMANY
1920 F. Genaro	U.S.A.	1948 P. Perez	ARGENTIN
1924 F. La Barba	U.S.A.	1952 N. Brooks	U.S.A.
1928 A. Kocsis	HUNGARY	1956 T. Spinks	BRITAIN
1932 I. Enekes	HUNGARY	1960 G. Torok	HUNGARY



Series No. 1 Oct. 12


Winner	Country	Referee	Country	Decision
Mc Cafferty, John Anthony	IRELAND	Jetchev, E. P.	BULGARIA	On Point
		Judges		
		1 Ajaxson, Gustav Adolf	NORWAY	*60-55
		2 Aniello, G.	ITALY	*59-58
		3 Amarteiffio, Godfrey W.	GHANA	*60-56
		4 Boamfa, Ion	RUMANIA	*60-56
		5 Bril, Ben	NETHLAND	*60-57

Shittu, Sulley	GHANA	Red —Ibrahim, Jumaat	MALAYSIA	K.O.
		Blue—Shittu, Sulley	GHANA	1st R. 2'17"
		Referee Sampila, Kaleva	FINLAND	
		Judges 1 Common, J. H.	FIJI	
		2 Cooper, Frank	IRELAND	
		3 McCosh, T.	BRITAIN	
Atzori, Fernando	ITALY	4 Gittins, R. H.	BRITAIN	
		5 Gondre, G.	FRANCE	
		Red —Atzori, Fernando	ITALY	On Point
		Blue—Mersal, Mahmoud	U.A.R.	
		Referee Zybalov, G.	U.S.S.R.	
		Judges 1 Jetchev, E. P.	BULGARIA	*59-58
Norwood, Darryl Michael	AUSTRALA	2 Tanner, A. L.	AUSTRALA	*60-56
		3 Kobayashi, Shozo	JAPAN	*59-57
		4 Frusca, I.	ARGENTIN	*60-55
		5 Nussgen, H.	GERMANY	*59-57
		Red —Romo, Luis	ARGENTIN	K.O.
		Blue—Norwood, Darryl Michael	AUSTRALA	1st R. 2'52"
McCluskey, John	BRITAIN	Referee Maghraby, K.	U.A.R.	
		Judges 1 Neuding, J.	POLAND	
		2 Sampila, Kaleva	FINLAND	
		3 Sermer, J.	HUNGARY	
		4 Wolf, Achim	GERMANY	
		5 Surkein, R. J.	U.S.A.	
Sorokin, Stanislav	U.S.S.R.	Red —Komolsen, Veerapan	THAILAND	On Point
		Blue—McCluskey, John	BRITAIN	
		Referee Neuding, J.	POLAND	
		Judges 1 Zybalov, G.	U.S.S.R.	*58-58
		2 Maghraby, K.	U.A.R.	*60-58
		3 Chowdhry, A.	PAKISTAN	*59-59
Choh, Dong Kih	KOREA	4 Guellaty, B.	TUNISIA	*60-57
		5 Frusca, I.	ARGENTIN	58-59*
		Red —Bawa	BURMA	DSQ.
		Blue —Sorokis, Stanislav	U.S.S.R.	2nd R. 2'43"
		Referee Chuu, S. J.	KOREA	
		Judges 1 Wolf, Achim	GERMANY	
Calumarde, Dominador S.	PHILPINS	2 Maghraby, K.	U.A.R.	
		3 Bril, Ben	NETHLAND	
		4 Aniello, G.	ITALY	
		5 Common, J.H.	FIJI	
		Red —Aghai, Naser	IRAN	DSQ.
		Blue—Choh, Dong Kih	KOREA	3rd R. 2'01"
Choh, Dong Kih	KOREA	Referee Common, J. H.	FIJI	
		Judges 1 Boamfa, Ion	RUMANIA	
		2 Guellaty, B.	TUNISIA	
		3 Nussgen, H.	GERMANY	
		4 McCosh, T.	BRITAIN	
		5 Neuding, J.	POLAND	
Calumarde, Dominador S.	PHILPINS	Red —Calumarde, Dominador S.	PHILPINS	K.O.
		Blue—Wang, Chi Ying	TAIWAN	3rd R. 0'32"
		Referee Bril, Ben	NETHLAND	
		Judges 1 Frusca, I.	ARGENTIN	
		2 Wolf, Achim	GERMANY	
		3 Zybalov, G.	U.S.S.R.	
Choh, Dong Kih	KOREA	4 Kobayashi, Shozo	JAPAN	
		5 Tillinghast, E. G.	BRITAIN	

Ciuca, Constantin	RUMANIA	Red—Henry, John Walter Blue—Ciuca, Constantin	CANADA RUMANIA	RSC 1st R. 1'56"
		Referee Kobayashi, Shozo	JAPAN	
		Judges 1 Gondre G.	FRANCE	
		2 Chowdhry, A.	PAKISTAN	
		3 Amarteiffio, Godfrey W.	GHANA	
		4 Cooper, Frank	IRELAND	
		5 Khalife, E.	LEBANON	
Van Cuylenburg, Winston	CEYLON	Red—Van Cuylenburg, Winston Blue—Lee, Kam Wah	CEYLON HONGKONG	RSC 2nd R.
		Referee Sermer, J.	HUNGARY	1'47"
		Judges 1 Wolf Achim	GERMANY	
		2 Common, J. H.	FIJI	
		3 Surkein, R. J.	U.S.A.	
		4 Ajaxson, Gustav Adolf	NORWAY	
		5 Tanner, A. L.	AUSTRALA	
Papp, Tibor	HUNGARY	Red—Kamau, John Blue—Papp, Tibor	KENYA HUNGARY	On Point
		Referee Khalife, E.	LEBANON	
		Judges 1 Frusca, I.	ARGENTIN	*60-58
		2 Sampila, Kaleva	FINLAND	58-60*
		3 Kobayashi, Shozo	JAPAN	59-60*
		4 Tillinghast, E. G.	BRITAIN	*59-58
		5 Neuding, J.	POLAND	*60-58
Olech, Artur	POLAND	Red—Olech, Artur Blue—Panayotov, Stefan A.	POLAND BULGARIA	On Point
		Referee Surkein, R. J.	U.S.A.	
		Judges 1 Aniello, G.	ITALY	*59-58
		2 Bril, Ben	NETHLAND	*59-58
		3 McCosh, T.	BRITAIN	58-59*
		4 Khalife, E.	LEBANON	59-60*
		5 Chowdhry, A.	PAKISTAN	*60-59
Series No. 2	Oct. 16			
Winner	Country		Country	Decision
Babiasch, Otto	GERMANY	Red—Babiasch, Otto Blue—Yoshino, Shuta	GERMANY JAPAN	On Point
		Referee Gittins R. H.	BRITAIN	
		Judges 1 Ajaxson, Gustav Adolf	NORWAY	58-59*
		2 Zyalov, G.	U.S.S.R.	*59-58
		3 Tillinghast E. G.	BRITAIN	*58-58
		4 Amarteiffio, Godfrey W.	GHANA	*59-58
		5 Tanner, A. L.	AUSTRALA	58-58*
Carmody, Robert John	U.S.A.	Red—Carmody, Robert John Blue—Namsing, Thapa	U.S.A. NEPAL	RSC 1st R. 2'45"
		Referee Boamfa, Ion	RUMANIA	
		Judges 1 Aniello, G.	ITALY	
		2 Bril, Ben	NETHLAND	
		3 Chowdhry, A.	PAKISTAN	
		4 Chuu, S. J.	KOREA	
		5 Cooper, Frank	IRELAND	
McCafferty, John Anthony	IRELAND	Red—Mc Cafferty, John Anthony Blue—Shittu, Sulley	IRELAND GHANA	On Point
		Referee Aniello, G.	ITALY	
		Judges 1 Boamfa, Ion	RUMANIA	58-59*
		2 Frusca, I.	ARGENTIN	56-60*
		3 Kobayashi, Shozo	JAPAN	*59-59
		4 Jetchev, E. P.	BULGARIA	*59-59
		5 Guellaty, B.	TUNISIA	*59-58

Atzori, Fernando	ITALY	Red —Atzori, Fernando	ITALY	On Point	
		Blue—Norwood, Darryl Michael	AUSTRALA		
		Referee	Wolf, Achim	GERMANY	
		Judges	1 Khalife, E.	LEBANON	*60-56
			2 Maghraby, K.	U.A.R.	*60-55
			3 Surkein, R. J.	U.S.A.	*60-55
4 Nussgen, H.	GERMANY		*60-55		
5 McCosh, T.	BRITAIN		*59-57		
Sorokin, Stanislav	U.S.S.R.	Red —McCuskey, John	BRITAIN	RCS	
		Blue—Sorokin, Stanislav	U.S.S.R.	2nd R. 1'53"	
		Referee	Khalife, E.	LEBANON	
		Judges	1 Bril, Ben	NETHLAND	
			2 Chowdhry, A.	PAKISTAN	
			3 Aniello, G.	ITALY	
4 Surkein, R. J.	U.S.A.				
5 Wolf, Achim	GERMANY				
Choh, Dong Kih	KOREA	Red —Choh, Dong Kih	KOREA	On Point	
		Blue—Calumarde, Dominador S.	PHILPINS		
		Referee	Maghraby, K.	U.A.R.	
		Judges	1 Boamfa, Ion	RUMANIA	*60-57
			2 Ajaxson, Gustav Adolf	NORWAY	*59-58
			3 Neuding, J.	POLAND	*59-59
4 Sampila, Kaleva	FINLAND		*60-57		
5 Tanner, A. L.	AUSTRALA		*60-57		
Ciuca, Constantin	RUMANIA	Red —Ciuca, Constantin	RUMANIA	On Point	
		Blue —Van Cuylenburg, Winston	CEYLON		
		Referee	Kobayashi, Shozo	JAPAN	
		Judges	1 McCosh, T.	BRITAIN	*60-57
			2 Amarteiffio, Godfrey W.	GHANA	*60-58
			3 Tillinghast, E. G.	BRITAIN	*60-56
4 Cooper, Frank	IRELAND		*59-58		
5 Zybalov, G.	U.S.S.R.		*60-57		
Olech, Artur	POLAND	Red —Papp, Tibor	HUNGARY	On Point	
		Blue —Olech, Artur	POLAND		
		Referee	Tanner, A. L.	AUSTRALA	
		Judges	1 Ajaxson, Gustav Adolf	NORWAY	*59-58
			2 Aniello, G.	ITALY	*60-57
			3 Chowdhry, A.	PAKISTAN	*60-58
4 Maghraby, K.	U.A.R.		*60-56		
5 Chuu, S. J.	KOREA		*60-58		
Series No. 3 Oct. 19					
Winner	Country		Country	Decision	
Carmody, Robert John	U.S.A.	Red — Babiasch, Otto	GERMANY	On Point	
		Blue — Carmody, Robert John	U.S.A.		
		Referee	Boamfa, Ion	RUMANIA	
		Judges	1 Ajaxson, Gustav Adolf	NORWAY	*60-58
			2 Aniello, G.	ITALY	*60-58
			3 Amarteiffio, Godfrey W.	GHANA	*60-58
4 Maghraby, K.	U.A.R.		59-59*		
5 Chuu, S. J.	KOREA		*60-57		
Atzori, Fernando	ITALY	Red — Mc Cafferty, John Anthony	IRELAND	On Point	
		Blue — Atzori, Fernando	ITALY		
		Referee	Nussgen, H.	GERMANY	
		Judges	1 Frusca, I.	ARGENTIN	*60-57
			2 Khalife, E.	LEBANON	*60-57
			3 Neuding, J.	POLAND	*60-57
4 Zybalov, G.	U.S.S.R.		*60-57		
5 Wolf, Achim	GERMANY		*60-57		

Sorokin, Stanislav	U.S.S.R.	Red—Sorokin, Stanislav	U.S.S.R.	DSQ.
		Blue—Choh, Dong Kih	KOREA	1st R. 1'06"
		Referee Tanner, A. L.	AUSTRALA	
		Judges 1 Surkein, R. J.	U.S.A.	
		2 Gondre, G.	FRANCE	
		3 Wolf, Achim	GERMANY	
		4 Bril, Ben	NETHLAND	
		5 Tillinghast E. G.	BRITAIN	
Olech, Artur	POLAND	Red—Ciuca, Constantin	RUMANIA	On Point
		Blue—Olech, Artur	POLAND	
		Referee Khalife, E.	LEBANON	
		Judges 1 Kokubo, Kantaro	JAPAN	*60-59
		2 Ajaxson, Gustav Adolf	NORWAY	*59-58
		3 Aniello, G.	ITALY	*60-58
		4 Chowdhry, A.	PAKISTAN	*59-58
		5 Maghraby, K.	U.A.R.	*60-58
Semi-Final Matches Oct. 21				
Winner	Country		Country	Decision
Atzori, Fernando	ITALY	Red—Carmody, Robert John	U.S.A.	On Point
		Blue—Atzori, Fernando	ITALY	
		Referee Nussgen, H.	GERMANY	
		Judges 1 Bril, Ben	NETHLAND	*60-59
		2 Amarteiffio, Godfrey W.	GHANA	59-60*
		3 Chuu, S. J.	KOREA	*60-59
		4 Guellaty, B.	TUNISIA	*60-57
		5 Tillinghast, E. G.	BRITAIN	*60-56
Olech, Artur	POLAND	Red—Sorokin, Stanislav	U.S.S.R.	Walk Over
		Blue—Olech, Artur	POLAND	
		Referee Gondre, G.	FRANCE	
		Judges 1 Aniello, G.	ITALY	
		2 Cooper, Frank	IRELAND	
		3 Khalife, E.	LEBANON	
		4 Maghraby, K.	U.A.R.	
		5 Gittins, R. H.	BRITAIN	




Fly-weight Division
Catégorie Poids mouche
 ① F. Atzori (ITA)
 ② A. Olech (POL)
 ③ R. Carmody (USA)
 S. Sorokin (URS)

Final Match Oct. 23

Winner	Country	Red —Atzori, Fernando	Country	Decision
Atzori, Fernando	ITALY	Blue—Olech, Artur	ITALY	On Point
		Referee	JAPAN	
		Kokubo, Kantaro	NORWAY	*59-58
Judges		1 Ajaxson, Gustav Adolf	NETHLAND	*60-50
		2 Bril, Ben	HUNGARY	59-60*
		3 Sermer, J.	PAKISTAN	*59-59
		4 Chowdhry, A.	U.S.A.	*60-58
		5 Surkein, R. J.		

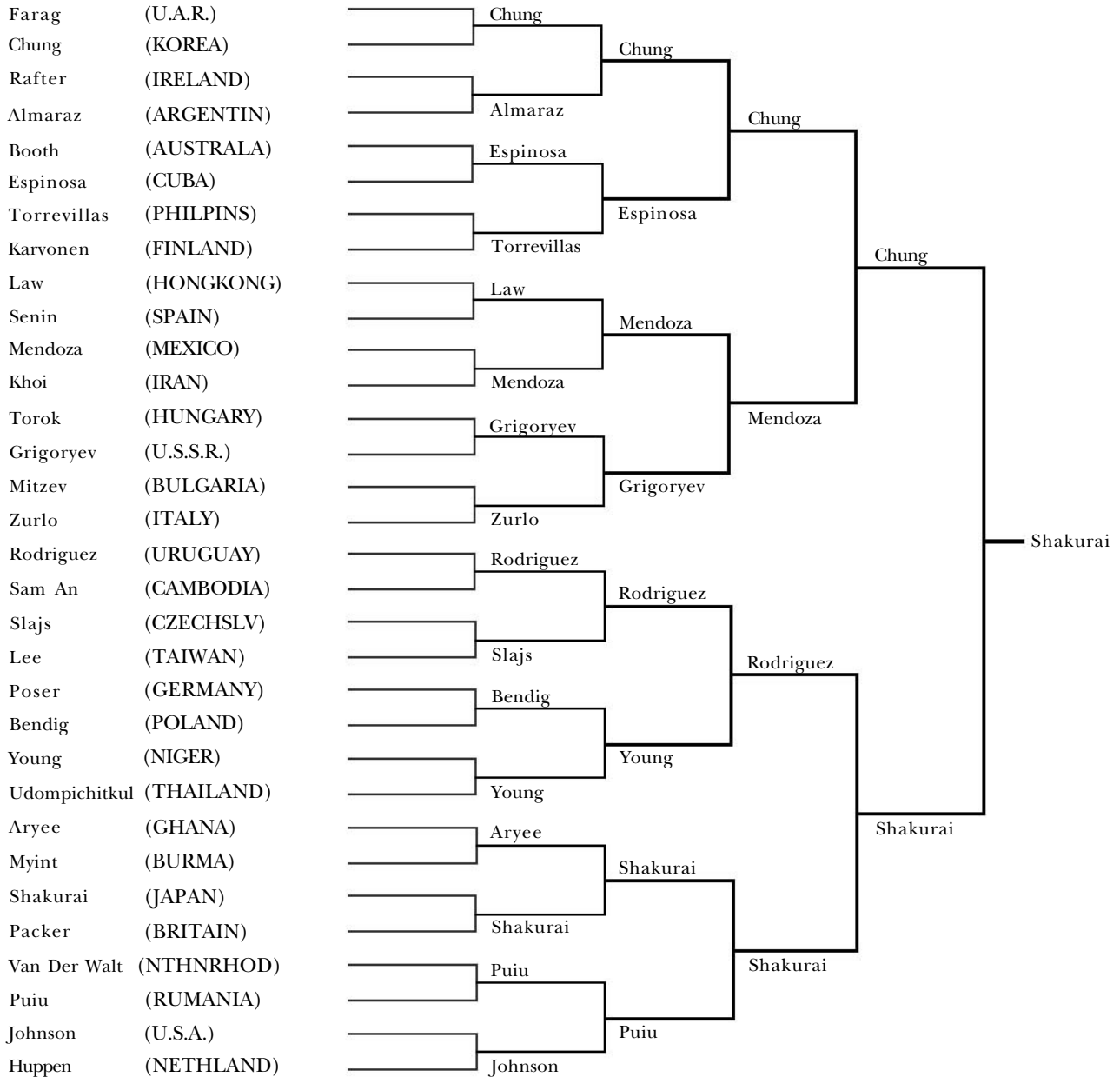
The Fly-weight match between Atzori (ITA) and Olech (POL)
Le poids "Poids mouch" entre Atzori (ITA) et Olech (POL)



Bantam Weight—Poids coq Up to 54 kgs 32 countries 32 competitors

Previous Olympic Winners

1904 O. Kirk	U.S.A.	1936 U. Sergo	ITALY
1908 H. Thomas	BRITAIN	1948 T. Csik	HUNGARY
1920 C. Walker	S. AFRICA	1952 P. Hamalainen	FINLAND
1924 W. Smith	S. AFRICA	1956 W. Behrendt	GERMANY
1928 V. Tamagnini	ITALY	1960 O. Grigoryev	U.S.S.R.
1932 H. Gwynne	CANADA		



Series No. 1 Oct. 11

Winner	Country	Referee	Judges	Country	Decision
Chung, Shin Cho	KOREA	Red—Farag, Hosni Blue—Chung, Shin Cho	Neuding, J.	U.A.R. KOREA	On Point
			1 Boamfa, Ion 2 Chowdhry, A. 3 Frusca, I. 4 Guellaty, B. 5 Aniello, G.	POLAND RUMANIA PAKISTAN ARGENTIN TUNISIA ITALY	*60-57 *60-54 *60-56 *60-56 *60-57
Almaraz, Abel Cesar	ARGENTIN	Red—Rafter, Christopher Blue—Almaraz, Abel Cesar	Aniello, G.	IRELAND ARGENTIN ITALY	On Point
			1 Ajaxson, Gustav Adolf 2 Sermer, J. 3 Jetchev, E. P. 4 Bril, Ben 5 Wolf, Achim	NORWAY HUNGARY BULGARIA NETHLAND GERMANY	*60-55 *60-56 *60-58 *59-58 *60-57

Espinosa, Fermin	CUBA	Red—Booth, William Neal	AUSTRALA	RSC
		Blue—Espinosa, Fermin	CUBA	3rd R. 1'45"
		Referee Zybalov, G.	U.S.S.R.	
		Judges 1 Surkein, R. J.	U.S.A.	
		2 Aniello, G.	ITALY	
		3 Kokubo, Kantaro	JAPAN	
Torrevillas, Arnulfo	PHILPINS	Red—Torrevillas, Arnulfo	PHILPINS	RSC
		Blue—Karvonen, Borje Karl V.	FINLAND	2nd R. 2'30"
		Referee Surkein, R. J.	U.S.A.	
		Judges 1 Maghraby, K.	U.A.R.	
		2 McCosh, T.	BRITAIN	
		3 Cooper, Frank	IRELAND	
Law, Hon Pak	HONGKONG	Red—Law, Hon Pak	HONGKONG	RSC
		Blue—Senin, Agustin	SPAIN	3rd R. 0'50"
		Referee Bril, Ben	NETHLAND	
		Judges 1 Sampila, Kaleva	FINLAND	
		2 Neuding, J.	POLAND	
		3 Tanner, A. L.	AUSTRALA	
Fabila Mendoza, Juan	MEXICO	Red—Fabila Mendoza, Juan	MEXICO	On Point
		Blue—Aliakbarzadeh Khoi, S.	IRAN	
		Referee Gondre, G.	FRANCE	
		Judges 1 Amarteiffio, Godfrey W.	GHANA	58-60*
		2 Frusca, I.	ARGENTIN	59-59*
		3 Boamfa, Ion	RUMANIA	*60-58
Grigoryev, Oleg	U.S.S.R.	Red—Torok, Gyula	HUNGARY	RSC
		Blue—Grigoryev, Oleg	U.S.S.R.	2nd R. 1'46"
		Referee Tillinghast, E. G.	BRITAIN	
		Judges 1 Ajaxson, Gustav Adolf	NORWAY	
		2 Cooper, Frank	IRELAND	
		3 Tanner, A. L.	AUSTRALA	
Zurlo, Franco	ITALY	Red—Mitzev, Michail Dimitrov	BULGARIA	On Point
		Blue—Zurlo, Franco	ITALY	
		Referee Wolf, Achim	GERMANY	
		Judges 1 Frusca, I.	ARGENTIN	*59-57
		2 Gittins, R. H.	BRITAIN	57-58*
		3 Common J. H.	BRITAIN	58-59*
Rodriguez, Washington	URUGUAY	Red—Rodriguez, Washington	URUGUAY	On Point
		Blue—Ek, Sam An	CAMBODIA	
		Referee Nussgen, H.	GERMANY	
		Judges 1 Aniello, G.	ITALY	*60-56
		2 Cooper, Frank	IRELAND	*60-56
		3 Gittins, R. H.	BRITAIN	*60-56
		4 Kokubo, Kantaro	JAPAN	*60-58
		5 Sampila, Kaleva	FINLAND	*60-56

Slajs, Jaroslav	CZECHSLV	Red—Slajs, Jaroslav	CZECHSLV	On Point
		Blue—Lee, Chen Chu	TAIWAN	
		Referee Amarteiffio, Godfrey W.	GHANA	
		Judges 1 Chowdhry, A.	PAKISTAN	*59-56
		2 Gondre, G.	FRANCE	*60-57
		3 Tanner, A. L.	AUSTRALA	*60-57
Bending, Brunon	POLAND	4 Jetchev, E. P.	BULGARIA	*60-57
		5 Guellaty, B.	TUNISIA	*60-57
		Red—Poser, Rainer	GERMANY	On Point
		Blue—Bending, Brunon	POLAND	
		Referee Chuu, S. J.	KOREA	
		Judges 1 Guellaty, B.	TUNISIA	58-60*
Young, Karimu	NIGERIA	2 Tillinghast, E. G.	BRITAIN	*59-57
		3 McCosh, T.	BRITAIN	*59-58
		4 Aniello, G.	ITALY	*58-57
		5 Common, J. H.	BRITAIN	58-59*
		Red—Young, Karimu	NIGERIA	On Point
		Blue—Udompichitkul, Cherdchai	THAILAND	
Aryee, Cassis	GHANA	Referee Common, J. H.	BRITAIN	
		Judges 1 Frusca, I.	ARGENTIN	*60-56
		2 Jetchev, E. P.	BULGARIA	*60-57
		3 Bril, Ben	NETHLAND	*60-58
		4 Sermer, J.	HUNGARY	*60-58
		5 Wolf, Achim	GERMANY	*60-56
Sakurai, Takao	JAPAN	Red—Aryee, Cassis	GHANA	K.O.
		Blue—Thein, Myint	BURMA	2nd R. 2'03"
		Referee Jetchev, E. P.	BULGARIA	
		Judges 1 Nussgen, H.	GERMANY	
		2 Maghraby, K.	U.A.R.	
		3 Zybalov, G.	U.S.S.R.	
Puiiu, Nicolae	RUMANIA	4 Chuu, S. J.	KOREA	
		5 Tanner, A. L.	AUSTRALA	
		Red—Sakurai, Takao	JAPAN	On Point
		Blue—Packer, Brian	BRITAIN	
		Referee Maghraby, K.	U.A.R.	
		Judges 1 Surkein, R. J.	U.S.A.	*60-56
Johnson, Louis Henry	U.S.A.	2 Boamfa, Ion	RUMANIA	*60-56
		3 Amarteiffio, Godfrey W.	GHANA	*60-56
		4 Khalife, E.	LEBANON	*60-56
		5 Gondre, G.	FRANCE	59-60*
		Red—Van Der Walt, C.M.	NTHNRHOD	RSC
		Blue—Puiiu, Nicolae	RUMANIA	3rd R. 1'32"
Johnson, Louis Henry	U.S.A.	Referee McCosh, T.	BRITAIN	
		Judges 1 Ajaxson, Gustav Adolf	NORWAY	
		2 Tanner, A. L.	AUSTRALA	
		3 Tillinghast, E. G.	BRITAIN	
		4 Neuding, J.	POLAND	
		5 Cooper, Frank	IRELAND	
Johnson, Louis Henry	U.S.A.	Red—Johnson, Louis Henry	U.S.A.	On Point
		Blue—Huppen, Jan	NETHLAND	
		Referee Sampila, Kaleva	FINLAND	
		Judges 1 Aniello, G.	ITALY	*60-58
		2 Guellaty, B.	TUNISIA	*60-57
		3 Chuu, S. J.	KOREA	*60-58
Johnson, Louis Henry	U.S.A.	4 Frusca, I.	ARGENTIN	*60-57
		5 Sermer, J.	HUNGARY	*60-57

Series No. 2 Oct. 16

Winner	Country	Country	Country	Decision
Chung, Shin Cho	KOREA	Red—Chung, Shin Cho	KOREA	On Point
		Blue—Almaraz, Abel Cesar	ARGENTIN	
		Referee Bril, Ben	NETHLAND	
		Judges 1 Neuding, J.	POLAND	*59-58
		2 Sampila, Kaleva	FINLAND	58-60*
		3 Gondre, G.	FRANCE	58-59*
		4 Sermer, J.	HUNGARY	*59-58
		5 Tillinghast, E. G.	BRITAIN	*59-58
Espinosa, Fermin	CUBA	Red—Espinosa, Fermin	CUBA	On Point
		Blue—Torrevillas, Arnulfo	PHILPINS	
		Referee Zybalov, G.	U.S.S.R.	
		Judges 1 Wolf, Achim	GERMANY	*60-58
		2 Gittins, R. H.	BRITAIN	59-59*
		3 Aniello, G.	ITALY	*60-59
		4 Boamfa, Ion	RUMANIA	*59-59
		5 Jetchev, E. P.	BULGARIA	*59-59
Fabila Mendoza, Juan	MEXICO	Red—Law, Hon Pak	HONGKONG	On Point
		Blue—Fabila Mendoza, Juan	MEXICO	
		Referee Neuding, J.	POLAND	
		Judges 1 Amarteiffio, Godfrey W.	GHANA	*60-57
		2 Chowdhry, A.	PAKISTAN	*60-57
		3 Ajaxson, Gustav Adolf	NORWAY	*60-55
		4 Bril, Ben	NETHLAND	*60-57
		5 Cooper, Frank	IRELAND	*60-56
Grigoryev, Oleg	U.S.S.R.	Red—Grigoryev, Oleg	U.S.S.R.	On Point
		Blue—Zurlo, Franko	ITALY	
		Referee Tillinghast, E. G.	BRITAIN	
		Judges 1 Chuu, S. J.	KOREA	*59-58
		2 Guellaty, B.	TUNISIA	*59-58
		3 Surken, R. J.	U.S.A.	*59-58
		4 Nussgen, H.	GERMANY	*59-58
		5 Maghraby, K.	U.A.R.	*59-58
Rodriguez, Washington	URUGUAY	Red—Rodriguez, Washington	URUGUAY	RSC
		Blue—Slajs, Jaroslav	CZECHSLV	3rd R. 2'10"
		Referee Sampila, Kaleva	FINLAND	
		Judges 1 Gittins, R. H.	BRITAIN	
		2 Guellaty, B.	TUNISIA	
		3 Jetchev, E. P.	BULGARIA	
		4 Khalife, E.	LEBANON	
		5 McCosh, T.	BRITAIN	
Young, Karimu	NIGERIA	Red—Bendig, Brunon	POLAND	On Point
		Blue—Young, Karimu	NIGERIA	
		Referee Nussgen, H.	GERMANY	
		Judges 1 Sermer, J.	HUNGARY	58-60*
		2 Surkein, R. J.	U.S.A.	*60-57
		3 Aniello, G.	ITALY	*60-57
		4 Bril, Ben	NETHLAND	58-60*
		5 Tillinghast, E.G.	BRITAIN	*59-58
Sakurai, Takao	JAPAN	Red—Aryee, Cassis	GHANA	On Point
		Blue—Sakurai, Takao	JAPAN	On Point
		Referee Sermer, J.	HUNGARY	
		Judges 1 Nussgen, H.	GERMANY	*60-58
		2 Boamfa, Ion	RUMANIA	*59-58
		3 Chuu, S. J.	KOREA	*60-57
		4 Neuding, J.	POLAND	*60-57
		5 Cooper, Frank	IRELAND	*60-57

Puiu, Nicolae	RUMANIA	Red —Puiu, Nicolae	RUMANIA	On Point
		Blue—Johnson, Louis Henry	U.S.A.	
		Referee McCosh, T.	BRITAIN	
		Judges 1 Kobayashi, Shozo	JAPAN	*60-58
		2 Khalife, E.	LEBANON	*59-58
		3 Sampila, Kaleva	FINLAND	*59-58
		4 Frusca, I.	ARGENTIN	*59-59
		5 Gittins, R. H.	BRITAIN	*59-58
Series No. 3	Oct. 19			
Winner	Country		Country	Decision
Chung, Shin Cho	KOREA	Red —Chung, Shin Cho	KOREA	Walk-Over
		Blue—Espinosa, Fermin	CUBA	
		Referee Zybalov, G.	U.S.S.R.	
		Judges 1 Common, J. H.	FIJI	
		2 Nussgen, H.	GERMANY	
		3 Boamfa, Ion	RUMANIA	
		4 Surkein, R. J.	U.S.A.	
		5 Cooper, Frank	IRELAND	
Fabila Mendoza, Juan	MEXICO	Red —Fabila Mendoza, Juan	MEXICO	On Point
		Blue —Grigoryev, Oleg	U.S.S.R.	
		Referee Aniello, G.	ITALY	
		Judges 1 Gittins, R. H.	BRITAIN	*59-58
		2 Gondre, G.	FRANCE	58-59*
		3 Tanner, A. L.	AUSTRALA	*60-58
		4 Amarteiffio, Godfrey W.	GHANA	*59-59
		5 Bril, Ben	NETHLAND	58-60*
Rodriguez, Washington	URUGUAY	Red —Rodriguez, Washington	URUGUAY	On Point
		Blue—Young, Karimu	NIGERIA	
		Referee McCosh, T.	BRITAIN	
		Judges 1 Cooper, Frank	IRELAND	*59-58
		2 Zybalov, G.	U.S.S.R.	*59-59
		3 Neuding, J.	POLAND	*59-58
		4 Bril, Ben	NETHLAND	*60-58
		5 Common, J. H.	FIJI	59-60*
Sakurai, Takao	JAPAN	Red —Sakurai, Takao	JAPAN	
		Blue—Puiu, Nicolae	RUMANIA	
		Referee Sampila, Kaleva	FINLAND	
		Judges 1 Gittins, R.H.	BRITAIN	*60-58
		2 Maghraby, K.	U.A.R.	*60-57
		3 McCosh, T.	BRITAIN	*59-58
		4 Gondre, G.	FRANCE	*60-58
		5 Khalife, E.	LEBANON	*59-59
Semi-Final Matches	Oct. 21			
Winner	Country		Country	Decision
Chung, Shin Cho	KOREA	Red —Chung, Shin Cho	KOREA	On Point
		Blue—Fabila Mendoza, Juan	MEXICO	
		Referee Boamfa, Ion	RUMANIA	
		Judges 1 Zybalov, G.	U.S.S.R.	58-58*
		2 Neuding, J.	POLAND	*59-58
		3 Sermer, J.	HUNGARY	*59-56
		4 Sampila, Kaleva	FINLAND	*60-56
		5 Wolf, Achim	GERMANY	*59-57
Sakurai, Takao	JAPAN	Red —Rodriguez, Washington	URUGUAY	On Point
		Blue —Sakurai, Takao	JAPAN	
		Referee Sampila, Kaleva	FINLAND	
		Judges 1 Surkein, R. J.	U.S.A.	*59-57
		2 Tillinghast, E. G.	BRITAIN	*59-58
		3 Common, J. H.	FIJI	*59-57
		4 Nussgen, H.	GERMANY	*59-58
		5 Gondre, G.	FRANCE	*59-58

Series No. 1 Oct. 13

Winner	Country	Referee	Judges	Country	Decision
Brown, Charles	U.S.A.	Red—Brown, Charles		U.S.A.	On Point
		Blue—Hope, Randall John		AUSTRALA	
		Referee Nussgen, H.		GERMANY	
		Judges 1 Common, J. H.		FIJI	*59-58
		2 Amarteiffio, Godfrey W.		GHANA	*60-57
		3 Aniello, G.		ITALY	*60-58
		4 Boamfa, Ion		RUMANIA	*59-57
		5 Cooper, Frank		IRELAND	*60-56
Khiru, Soeun	CAMBODIA	Red—Khiru, Soeun		CAMBODIA	RSC
		Blue—Martinez, Hugo Omar		ARGENTIN	2nd R. 3'00"
		Referee Surkein, R. J.		U.S.A.	
		Judges 1 Gittins, R. H.		BRITAIN	
		2 Gondre, G.		FRANCE	
		3 Guellaty, B.		TUNISIA	
		4 Kokubo, Kantaro		JAPAN	
		5 Neuding, J.		POLAND	
Duran Aguirre, Jose A.	MEXICO	Red—Duran Aguirre, Jose A.		MEXICO	On Point
		Blue—Anwer, Yousuf		IRAQ	
		Referee Kokubo, Kantaro		JAPAN	
		Judges 1 Frusca, I.		ARGENTIN	*60-56
		2 Ajaxson, Gustav Adolf		NORWAY	*60-56
		3 Tillinghast, E. G.		BRITAIN	*59-57
		4 Tanner, A. L.		AUSTRALA	*60-57
		5 Nussgen, H.		GERMANY	*60-54
Suk, Jong Gu	KOREA	Red—Suk, Jong Gu		KOREA	DSQ.
		Blue—Molina, Mario		CHILE	2nd R. 1'31"
		Referee Gittins, R. H.		BRITAIN	
		Judges 1 Zybalov, G.		U.S.S.R.	
		2 Sampila, Kaleva		FINLAND	
		3 Sermer, J.		HUNGARY	
		4 Surkein, R. J.		U.S.A.	
		5 McCosh, T.		BRITAIN	
Takayama, Masataka	JAPAN	Red—Takayama, Masataka		JAPAN	On Point
		Blue—McLoughlin, Ian William		NTHNRHOD	
		Referee Common, J. H.		FIJI	
		Judges 1 Wolf, Achim		GERMANY	*60-57
		2 Chowdhry, A.		PAKISTAN	*60-57
		3 Jetchev, E. P.		BULGARIA	*60-58
		4 Guellaty, B.		TUNISIA	*60-57
		5 Khalife, E.		LEBANON	*60-56
Gutman, Piotr	POLAND	Red—Fitzsimons, Patrick		IRELAND	On Point
		Blue—Gutman, Piotr		POLAND	
		Referee Bril, Ben		NETHLAND	
		Judges 1 Ajaxson, Gustav Adolf		NORWAY	*60-57
		2 Kokubo, Kantaro		JAPAN	*60-55
		3 Maghraby, K.		U.A.R.	*60-56
		4 Sermer, J.		HUNGARY	*60-57
		5 Amarteiffio, Godfrey W.		GHANA	*60-58
Villanueva, Anthony N.	PHILPINS	Red—Villanueva, Anthony N.		PHILPINS	On Point
		Blue—Girgenti, Giovanni		ITALY	
		Referee Neuding, J.		POLAND	
		Judges 1 Bril, Ben		NETHLAND	59-59*
		2 Chuu, S. J.		KOREA	*60-58
		3 Boamfa, Ion		RUMANIA	59-59*
		4 Frusca, I.		ARGENTIN	*60-58
		5 Gittins, R. H.		BRITAIN	*60-58

Ben Hassen, Tahar	TUNISIA	Red—Weiss, Peter	AUSTRIA	On Point
		Blue—Ben Hassen, Tahar	TUNISIA	
		Referee Zybalov, G.	U.S.S.R.	
		Judges 1 Ajaxson, Gustav Adolf	NORWAY	58-59*
		2 Chowdhry, A.	PAKISTAN	*60-57
		3 Common, J. H.	FIJI	59-59*
Andeh, Anthony	NIGERIA	4 Chuu, S. J.	KOREA	*60-56
		5 Neuding, J.	POLAND	*59-58
		Red—Andeh, Anthony	NIGERIA	RSC
		Blue—Elbedewi, Badawi	U.A.R.	3rd R. 1'04"
		Referee Zybalov, G.	U.S.S.R.	
		Judges 1 Ajaxson, Gustav Adolf	NORWAY	
Tin Tun	BURMA	2 Kokubo, Kantaro	JAPAN	
		3 Surkein, R. J.	U.S.A.	
		4 Tanner, A. L.	AUSTRALA	
		5 Nussgen, H.	GERMANY	
		Red—Tin Tun	BURMA	RSC
		Blue—Smith, Ronald Anthony	BRITAIN	1st R. 1'02"
Schulz, Heinz	GERMANY	Referee Sampila, Kaleva	FINLAND	
		Judges 1 Aniello, G.	ITALY	
		2 Amarteiffio, Godfrey W.	GHANA	
		3 Boamfa, Ion	RUMANIA	
		4 Zybalov, G.	U.S.S.R.	
		5 Bril, Ben	NETHLAND	
Waruinge, Philip	KENYA	Red—Bhimbahadur, Gurung	NEPAL	On Point
		Blue—Schulz, Heinz	GERMANY	
		Referee Tillinghast, E.G.	BRITAIN	
		Judges 1 Chowdhry, A.	PAKISTAN	*60-57
		2 Frusca, I.	ARGENTIN	*60-56
		3 Boamfa, Ion	RUMANIA	*60-54
Limmonen, Jorma Johannes	FINLAND	4 Cooper, Frank	IRELAND	*60-54
		5 Common, J. H.	FIJI	*59-54
		Red—Frazer, Alfonso	PANAMA	RSC
		Blue—Waruinge, Philip	KENYA	1st R. 3'00"
		Referee Jetchev, E.P.	BULGARIA	
		Judges 1 Bril, Ben	NETHLAND	
Crudu, Constantin	RUMANIA	2 Neuding, J.	POLAND	
		3 Nussgen, H.	GERMANY	
		4 Zybalov, G.	U.S.S.R.	
		5 Gondre, G.	FRANCE	
		Red—Limmonen, Jorma Johannes	FINLAND	RSC
		Blue—De Rooij, Johannes	NETHLAND	1st R. 2'49"
Crudu, Constantin	RUMANIA	Referee Tanner, A. L.	AUSTRALA	
		Judges 1 Chuu, S. J.	KOREA	
		2 Gittins, R. H.	BRITAIN	
		3 Guellaty, B.	TUNISIA	
		4 Jetchev, E.P.	BULGARIA	
		5 Khalife, E.	LEBANON	
Crudu, Constantin	RUMANIA	Red—Crudu, Constantin	RUMANIA	On Point
		Blue—Caminero, Roberto	CUBA	
		Referee Gondre, G.	FRANCE	
		Judges 1 Kakubo, Kantaro	JAPAN	*59-58
		2 Maghraby, K.	U.A.R.	*59-58
		3 McCosh, T.	BRITAIN	*59-58
Crudu, Constantin	RUMANIA	4 Sampila, Kaleva	FINLAND	*58-58
		5 Wolf, Achim	GERMANY	58-59*

Stepashkin, Stanislav	U.S.S.R.	Red—Stepashkin, Stanislav	U.S.S.R.	RSC
		Blue—Nieves, Jose Alonso	P. RICO	3rd R. 1'33"
		Referee Amarteiffio, Godfrey W.	GHANA	
		Judges 1 Tillinghast, E. G.	BRITAIN	
		2 Gondre, G.	FRANCE	
		3 Chuu, S. J.	KOREA	
Hsu, Hung Cheng	TAIWAN	4 Cooper, Frank	IRELAND	
		5 Guellary, B.	TUNISIA	
		Red—Hsu, Hung Cheng	TAIWAN	DSQ.
		Blue—Loren, Valentin	SPAIN	2nd R. 0'52"
		Referee Sermer, J.	HUNGARY	
		Judges 1 Chowdhry, A.	PAKISTAN	
2 Common, J. H.	FIJI			
3 Frusca, I.	ARGENTIN			
4 Boamfa, Ion	RUMANIA			
5 Gittins, R. H.	BRITAIN			
Series No. 2 Oct. 17				
Winner	Country		Country	Decision
Brown, Charles	U.S.A.	Red —Brown, Charles	U.S.A.	On Point
		Blue—Khiru, Soeun	CAMBODIA	
		Referee Zybalov, G.	U.S.S.R.	
		Judges 1 Wolf, Achim	GERMANY	*59-58
		2 Tillinghast, E. G.	BRITAIN	*59-57
		3 Tanner, A. L.	AUSTRALA	*59-58
4 Sermer, J.	HUNGARY	59-59*		
5 Sampila, Kaleva	FINLAND	*59-59		
Duran Aguirre, Jose A.	MEXICO	Red —Duran Aguirre, Jose A.	MEXICO	On Point
		Blue—Suk, Jong Gu	KOREA	
		Referee Neuding, J.	POLAND	
		Judges 1 Nussgen, H.	GERMANY	*58-58
		2 McCosh, T.	BRITAIN	*60-57
		3 Maghraby, K.	U.A.R.	*59-58
4 Zybalov, G.	U.S.S.R.	*60-58		
5 Gondre, G.	FRANCE	59-60*		
Gutman, Piotr	POLAND	Red —Takayama, Masakazu	JAPAN	RSC
		Blue —Gutman, Piotr	POLAND	3rd R. 0'56"
		Referee McCosh, T.	BRITAIN	
		Judges 1 Ajaxson, Gustav Adolf	NORWAY	
		2 Aniello, G.	ITALY	
		3 Chowdhry, A.	PAKISTAN	
4 Jetchev, E. P.	BULGARIA			
5 Khalife, E.	LEBANON			
Villanueva, Anthony N.	PHILPINS	Red —Villanueva, Anthony N.	PHILPINS	On Point
		Blue —Ben Hassen, Tahar	TUNISIA	
		Referee Tanner, A. L.	AUSTRALA	
		Judges 1 Nussgen, H.	GERMANY	*60-59
		2 Neuding, J.	POLAND	*59-58
		3 Kokubo, Kantaro	JAPAN	*60-58
4 Aniello, G.	ITALY	58-59*		
5 Gittins, R. H.	BRITAIN	*60-57		
Tin Tun	BURMA	Red —Andeh, Anthony	NIGERIA	On Point
		Blue —Tin Tun	BURMA	
		Referee Aniello, G.	ITALY	
		Judges 1 Bril, Ben	NETHLAND	58-59*
		2 Nussgen, H.	GERMANY	*60-57
		3 Neuding, J.	POLAND	*60-55
4 Zybalov, G.	U.S.S.R.	*60-56		
5 Frusca, I.	ARGENTIN	*60-58		


Schulz, Heinz	GERMANY	Red—Schulz, Heinz	GERMANY	On Point
		Blue—Waruinge, Philip	KENYA	
		Referee Boamfa, Ion	RUMANIA	
		Judges 1 Chuu, S.J.	KOREA	*60-58
		2 Kokubo, Kantaro	JAPAN	*60-58
		3 Gittins, R. H.	BRITAIN	*59-58
Crudu, Constantin	RUMANIA	4 Common, J. H.	FUJI	*60-56
		5 Sampila, Kaleva	FINLAND	*60-55
		Red—Limmonen, Jorma Johannes	FINLAND	On Point
		Blue—Crudu, Constantin	RUMANIA	
		Referee Chuu, S.J.	KOREA	
		Judges 1 Tanner, A.L.	AUSTRALA	*59-57
Stepashkin, Stanislav	U.S.S.R.	2 Amarteiffio, Godfrey W.	GHANA	*60-57
		3 McCosh, T.	BRITAIN	58-59*
		4 Aniello, G.	ITALY	*58-57
		5 Cooper, Frank	IRELAND	58-59*
		Red—Stepashkin, Stanislav	U.S.S.R.	RSC
		Blue—Hsu, Hung Cheng	TAIWAN	2ndR. 2'58"
Referee	U.S.S.R.	Bril, Ben	NETHLAND	
		Judges 1 Chowdhry, A.	PAKISTAN	
		2 Gondre, G.	FRANCE	
		3 Guellaty, B.	TUNISIA	
		4 Khalife, E.	LEBANON	
		5 Maghraby, K.	U.A.R.	
Series No. 3 Oct. 20				
Winner	Country		Country	Decision
Brown, Charles	U.S.A.	Red—Brown, Charles	U.S.A.	On Point
		Blue—Duran Aguirre, Jose A.	MEXICO	
		Referee Zybalov, G.	U.S.S.R.	
		Judges 1 Wolf, Achim	GERMANY	*60-59
		2 Nussgen, H.	GERMANY	*59-58
		3 Sampila, Kaleva	FINLAND	*59-59
Villanueva, Anthony N.	PHILPINS	4 Neuding, J.	POLAND	58-60*
		5 Cooper, Frank	IRELAND	*59-58
		Red—Gutman, Piotr	POLAND	RSC
		Blue—Villanueva, Anthony N.	PHILPINS	1stR. 2'41"
		Referee Gondre, G.	FRANCE	
		Judges 1 Sermer, J.	HUNGARY	
Schulz, Heinz	GERMANY	2 Aniello, G.	ITALY	
		3 Tillinghast, F.G.	BRITAIN	
		4 Ajaxson, Gustav Adolf	NORWAY	
		5 Jetchev, E.P.	BULGARIA	
		Red—Tin Tun	BURMA	On Point
		Blue—Schulz, Heinz	GERMANY	
Stepashkin, Stanislav	U.S.S.R.	Referee McCosh, T.	BRITAIN	
		Judges 1 Chowdhry, A.	PAKISTAN	*59-59
		2 Maghraby, K.	U.A.R.	*59-57
		3 Sermer, J.	HUNGARY	*60-58
		4 Guellaty, B.	TUNISIA	*60-57
		5 Tillinghast, E. G.	BRITAIN	*60-57
Referee	U.S.S.R.	Red—Crudu, Constantin	RUMANIA	RSC
		Blue—Stepashkin, Stanislav	U.S.S.R.	3rdR. 1'48"
		Chuu, S.J.	KOREA	
		Judges 1 Bril, Ben	NETHLAND	
		2 Gondre, G.	FRANCE	
		3 Nussgen, H.	GERMANY	
Stepashkin, Stanislav	U.S.S.R.	4 Surkein, R.J.	U.S.A.	
		5 Khalife, E.	LEBANON	

Semi-Final Matches Oct. 21

Winner	Country	Referee	Judges	Country	Decision
Villanueva, Anthony N.	PHILPINS	Red—Brown, Charles Blue—Villanueva, Anthony N.	Neuding, J.	U.S.A. PHILPINS POLAND	On Point
Stepashkin, Stanislav	U.S.S.R.	Red—Schulz, Heinz Blue—Stepashkin, Stanislav	1 Boamfa, Ion 2 Bril, Ben 3 Common, J.H. 4 Jetchev, E.P. 5 Sermer, J.	RUMANIA NETHLAND FUJI BULGARIA HUNGARY GERMANY U.S.S.R. ITALY	*60-57 59-59* *60-56 *59-58 *60-58 K.O. 2ndR. 2'08"
		Aniello, G.	1 Gittins, R.H. 2 McCosh, T. 3 Chuu, S.J. 4 Amarteiffio, Godfrey W. 5 Khalife, E.	BRITAIN BRITAIN KOREA GHANA LEBANON	

Final Match Oct. 23

Winner	Country	Referee	Judges	Country	Decision
Stepashkin, Stanislav	U.S.S.R.	Red—Villanueva, Anthony N. Blue—Stepashkin, Stanislav	Gittins, R. H.	PHILPINS U.S.S.R. BRITAIN	On Point
		Aniello, G.	1 Aniello, G. 2 Maghraby, K. 3 Nussgen, H. 4 Khalife, E. 5 Guellaty, B.	ITALY U.A.R. GERMANY LEBANON TUNISIA	*60-58 58-59* 59-59* *60-59 *60-58



In the Feather-weight Division the winners were:

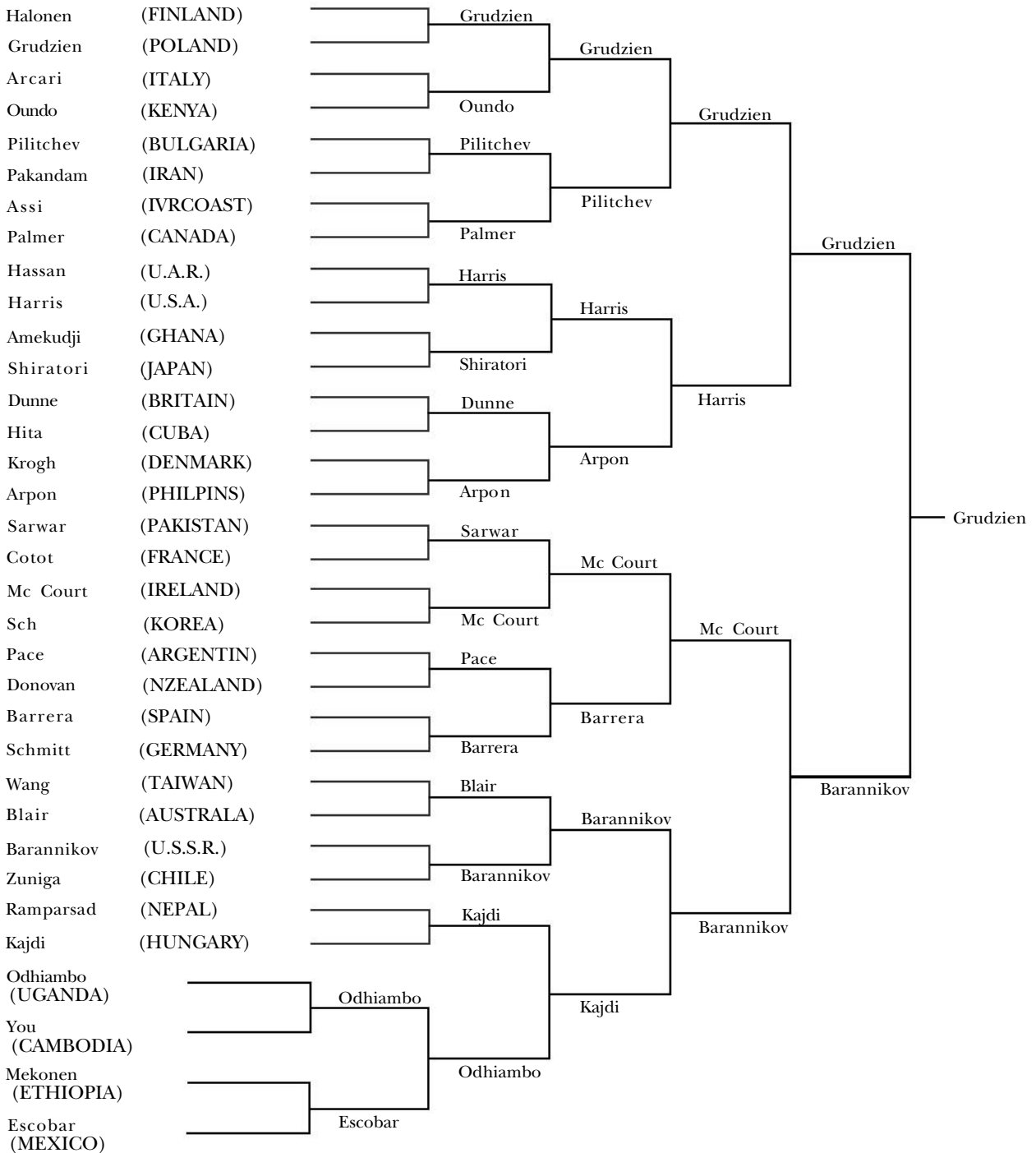
Les vainqueurs de la catégorie Poids plume étaient

- ① S. Stepashkin (URS) ② A. Villanueva (PHI) ③ C. Brown (USA)
- H. Schulz (GER)

Light Weight==Poids léger Up to 60 kgs 34 countries 34 competitors

Previous Olympic Winners

1904 H.J. Spanger	U.S.A.	1936 I. Harangi	HUNGARY
1908 F. Grace	BRITAIN	1948 G. Dreyer	S. AFRICA
1920 S. Mosberg	U.S.A.	1952 A. Bolognesi	ITALY
1924 H. Nielsen	DENMARK	1956 R. McTaggart	BRITAIN
1928 C. Orlandi	ITALY	1960 K. Pazdzior	POLAND
1932 L. Stevens	S. AFRICA		



Series No. 1 Oct. 11

Winner	Country		Country	Decision
Odhiambo, Alex	UGANDA	Red—Odhiambo, Alex	UGANDA	RSC
		Blue—You, Chin Hong	CAMBODIA	2ndR. 2'32"
		Referee Boamfa, Ion	RUMANIA	
		Judges 1 Surkein, R.J.	U.S.A.	
		2 Khalife, E.	LEBANON	
Serrand Escobar, Mariano	MEXICO	3 Nussgen, H.	GERMANY	
		4 Gondre, G.	FRANCE	
		5 Bril, Ben	NETHLAND	
		Red—Mekonen, Abebe	ETHIOPIA	On Point
		Blue—Serrano Escobar, Mariano	MEXICO	
		Referee Tanner, A.L.	AUSTRALA	
		Judges 1 Neuding, J.	POLAND	*60-52
		2 Kokubo, K.	JAPAN	*60-55
		3 Zybalov, G.	U.S.S.R.	*60-56
		4 Sermer, J.	HUNGARY	*60-53
5 Ajaxson, Gustav Adolf	NORWAY	*60-56		

Series No. 2 Oct. 14

Winner	Country		Country	Decision		
Grudzien, Jozef	POLAND	Red—Halonen, Tauno Antero	FINLAND	On Point		
		Blue—Grudzien, Jozef	POLAND			
		Referee Tillinghast, E. G.	BRITAIN			
		Judges 1 Chowdhry, A.	PAKISTAN	*60-57		
		2 Gittins, R. H.	BRITAIN	*60-57		
Oundo, Alex	KENYA	3 Aniello, G.	ITALY	*60-57		
		4 Khalife, E.	LEBANON	*60-57		
		5 Tanner, A.L.	AUSTRALA	58-59*		
		Red—Arcari, Bruno	ITALY	RSC		
		Blue—Oundo, Alex	KENYA	2nd R. 1'43"		
		Referee Neuding, J.	POLAND			
		Judges 1 Frusca, I.	ARGENTIN			
		2 Boamfa, Ion	RUMANIA			
		3 Bril, Ben	NETHLAND			
		4 Chuu, S.J.	KOREA			
Pilitchev, Stoyan Angelov	BULGARIA	5 Maghraby, K.	U.A.R.			
		Red—Pilitchev, Stoyan Angelov	BULGARIA	RSC		
		Blue—Pakandam, Hassan	IRAN	3rdR. 0'40"		
		Referee Kobayashi, S.	JAPAN			
		Judges 1 Common, J.H.	FIJI			
		2 Surkein, R.J.	U.S.A.			
		3 Gondre, G.	FRANCE			
		4 Amarteiffio, Godfrey W.	GHANA			
		5 Cooper, Frank	IRELAND			
		Palmer, Campbell R.	CANADA	Red—Achy Assi, Gabriel	IVRICOAST	On Point
Blue—Palmer, Campbell R	CANADA					
Referee Bril, Ben	NETHLAND					
Judges 1 Ajaxson, Gustav Adolf	NORWAY			59-60*		
2 Guellaty, B.	TUNISIA			58-59*		
3 Jetchev, E.P.	BULGARIA			*59-58		
4 Kobayashi, S.	JAPAN			*59-57		
5 McCosh, T.	BRITAIN			*59-58		
Harris, Ronald Allen	U.S.A.			Red—Hassan, Fawzi	U.A.R.	K.O.
				Blue—Harris, Ronald Allen	U.S.A.	3rdR. 2'05"
		Referee Boamfa, Ion	RUMANIA			
		Judges 1 Nussgen, H.	GERMANY			
		2 Chuu, S.J.	KOREA			
		3 Neuding, J.	POLAND			
		4 Sampila, Kaleva	FINLAND			
		5 Sermer, J.	HUNGARY			

Shiratori, Kanemaru	JAPAN	Red—Amekudji, Sammy Lee	GHANA	K.O.
		Blue—Shiratori, Kanemaru	JAPAN	1stR. 1'27"
		Referee McCosh, T.	BRITAIN	
		Judges 1 Tillinghast, E.G.	BRITAIN	
		2 Wolf, Achim	GERMANY	
		3 Surkein, R.J.	U.S.A.	
Dunne, James	BRITAIN	4 Ajaxson, Gustav Adolf	NORWAY	
		5 Bril, Ben	NETHLAND	
		Red —Dunne, James	BRITAIN	On Point
		Blue—Hita, Bienvenido	CUBA	
		Referee Amarteiffio, Godfrey W.	GHANA	
		Judges 1 Boamfa, Ion	RUMANIA	*59-58
Arpon, Rodolfo	PHILPINS	2 Aniello, G.	ITALY	*59-58
		3 Common, J.H.	FIJI	*60-57
		4 Chowdhry, A.	PAKISTAN	*60-57
		5 Erusca, I.	ARGENTIN	57-59*
		Red—Krogh, Borge	DENMARK	On Point
		Blue—Arpon, Rodolfo	PHILPINS	
Sarwar, Ghulam	PAKISTAN	Referee Maghraby, K.	U.A.R.	
		Judges 1 Cooper, Frank	IRELAND	*59-58
		2 Chuu, S.J.	KOREA	*60-59
		3 Kobayashi, S.	JAPAN	*60-57
		4 Jetchev, E.P.	BULGARIA	58-59*
		5 Sermer, J.	HUNGARY	*59-58
McGourt, James Vincent	IRELAND	Red—Sarwar, Ghulam	PAKISTAN	On Point
		Blue—Cotot, Jacques	FRANCE	
		Referee Gittins, R.H.	BRITAIN	
		Judges 1 Neuding, J.	POLAND	*59-58
		2 McCosh, T.	BRITAIN	*60-57
		3 Tanner, A.L.	AUSTRALA	*59-58
Pace, Hector Jorge	ARGENTIN	4 Cooper, Frank	IRELAND	*59-58
		5 Common, J.H.	FIJI	*60-57
		Red—Mc Court, James Vincent	IRELAND	On Point
		Blue—Suh, Bun Nam	KOREA	
		Referee Gondre, G.	FRANCE	
		Judges 1 Gonzalez Marin, Mario	MEXICO	58-60*
Barrera, Domingo	SPAIN	2 Surkein, R.J.	U.S.A.	*60-57
		3 Amarteiffio, Godfrey, W.	GHANA	*60-55
		4 Ajaxson, Gustav Adolf	NORWAY	*60-58
		5 Bril, Ben	NETHLAND	*60-58
		Red—Pace, Hector Jorge	ARGENTIN	RSC
		Blue—Donovan, Thomas Patrick	NZEALAND	2ndR. 1'37"
Barrera, Domingo	SPAIN	Referee Sermer, J.	HUNGARY	
		Judges 1 Aniello, G.	ITALY	
		2 Boamfa, Ion	RUMANIA	
		3 Jetchev, E.P.	BULGARIA	
		4 Gittins, R.H.	BRITAIN	
		5 McCosh, T.	BRITAIN	
Barrera, Domingo	SPAIN	Red—Barrera, Domingo	SPAIN	On Point
		Blue—Schmitt, Wolfgang	GERMANY	
		Referee Jetchev, E.P.	BULGARIA	
		Judges 1 Cooper, Frank	IRELAND	58-59*
		2 Chowdhry, A.	PAKISTAN	*59-59
		3 Khalife, E.	LEBANON	*59-58
Barrera, Domingo	SPAIN	4 Kobayashi, S.	JAPAN	*59-58
		5 Maghraby, K.	U.A.R.	*59-58

Blair, Adrian	AUSTRALA	Red—Wang, Chi-Chu Blue—Blair, Adrian	TAIWAN AUSTRALA	RSC 1stR. 1'49"
		Referee Nussgen, H.	GERMANY	
		Judges 1 Zybalov, G.	U.S.S.R.	
		2 Wolf, Achim	GERMANY	
		3 Sampila, Kaleva	FINLAND	
		4 Frusca, I.	ARGENTIN	
		5 Surkein, R. J.	U.S.A.	
Barannikov, Vellikton	U.S.S.R.	Red—Barannikov, Vellikton Blue—Zuniga, Luis	U.S.S.R. CHILE	On Point
		Referee Tanner, A. L.	AUSTRALA	
		Judges 1 Gondre, G.	FRANCE	*59-59
		2 Guellaty, B.	TUNISIA	*60-57
		3 Amarteiffio, Godfrey W.	GHANA	*60-58
		4 Common, J. H.	FIJI	58-60*
		5 Gittins, R. H.	BRITAIN	*59-58
Kajdi, Janos	HUNGARY	Red—Ramparsad, Gurung Blue—Kajdi, Janos	NEPAL HUNGARY	RSC 1stR. 2'52"
		Referee Wolf, Achim	GERMANY	
		Judges 1 Nussgen, H.	GERMANY	
		2 Neuding, J.	POLAND	
		3 Aniello, G.	ITALY	
		4 Tillinghast, E. G.	BRITAIN	
		5 Cooper, Frank	IRELAND	
Odhiambo, Alex	UGANDA	Red—Odhiambo, Alex Blue—Serrano Escobar, Mariano	UGANDA MEXICO	On Point
		Referee Zybalov, G.	U.S.S.R.	
		Judges 1 Chuu, S. J.	KOREA	*60-57
		2 Sermer, J.	HUNGARY	*59-59
		3 Boamfa, Ion	RUMANIA	*60-56
		4 Bril, Ben	NETHLAND	*60-56
		5 Khalife, E.	LEBANON	*60-58
Series No. 3 Oct. 18				
Winner	Country		Country	Decision
Grudzien, Jozef	POLAND	Red—Grudzien, Jozef Blue—Oundo, Alex	POLAND KENYA	On Point
		Referee Aniello, G.	ITALY	
		Judges 1 Ajaxson, Gustav Adolf	NORWAY	*60-57
		2 Chuu, S. J.	KOREA	*60-58
		3 Chowdhry, A.	PAKISTAN	*59-59
		4 Bril, Ben	NETHLAND	58-59*
		5 Gittins, R. H.	BRITAIN	*59-58
Pilitchev, Stoyan Angelov	BULGARIA	Red—Pilitchev, Stoyan Angelov Blue—Palmer, Campbell R.	BULGARIA CANADA	On Point
		Referee Gondre, G.	FRANCE	
		Judges 1 Nussgen, H.	GERMANY	*60-57
		2 Neuding, J.	POLAND	*60-57
		3 Zybalov, G.	U.S.S.R.	*60-58
		4 Tillinghast, E. G.	BRITAIN	*60-56
		5 Aniello, G.	ITALY	*60-56
Harris, Ronald Allen	U.S.A.	Red—Harris, Ronald Allen Blue—Shiratori, Kanemaru	U.S.A. JAPAN	On Point
		Referee Boamfa, Ion	RUMANIA	
		Judges 1 Amarteiffio, Godfrey W.	GHANA	*59-58
		2 Khalife, E.	LEBANON	*59-58
		3 Common, J. H.	FIJI	*59-57
		4 Tanner, A. L.	AUSTRALA	*59-58
		5 Frusca, I.	ARGENTIN	*59-57

Arpon, Rodolfo	PHILPINS	Red—Dunne, James	BRITAIN	On Point
		Blue—Arpon, Rodolfo	PHILPINS	
		Referee Tanner, A. L.	AUSTRALA	
		Judges 1 Boamfa, Ion	RUMANIA	58-59*
		2 Sermer, J.	HUNGARY	*59-58
		3 Sampila, Kaleva	FINLAND	*59-58
Mc Court, James Vincent	IRELAND	4 Surkein, R. J.	U.S.A.	*59-58
		5 Maghraby, K.	U.A.R.	*59-57
		Red—Sarwar, Ghulam	PAKISTAN	On Point
		Blue—Mc Court, James Vincent	IRELAND	
		Referee Amarteiffio, Godfrey W.	GHANA	
		Judges 1 Sampila, Kaleva	FINLAND	*60-56
Barrera, Domingo	SPAIN	2 Ajaxson, Gustav Adolf	NORWAY	*60-58
		3 Gittins, R.H.	BRITAIN	59-59*
		4 Aniello, G.	ITALY	*60-57
		5 Neuding, J.	POLAND	*60-58
		Red—Pace, Hector Jorge	ARGENTIN	On Point
		Blue—Barrera, Domingo	SPAIN	
Barannikov, Vellikton	U.S.S.R.	Referee Common, J. H.	FIJI	
		Judges 1 Amarteiffio, Godfrey W.	GHANA	58-59*
		2 Khalife, E.	LEBANON	*60-58
		3 Chowdhry, A.	PAKISTAN	*59-58
		4 McCosh, T.	BRITAIN	*60-57
		5 Tanner, A. L.	AUSTRALA	*60-57
Kajdi, Janos	HUNGARY	Red—Blair, Adrian	AUSTRALA	On Point
		Blue—Barannikov, Vellikton	U.S.S.R.	
		Referee Khalife, E.	LEBANON	
		Judges 1 Guellaty, B.	TUNISIA	*60-55
		2 Maghraby, K.	U.A.R.	*60-56
		3 Tillinghast, E. G.	BRITAIN	*60-54
Grudzien, Jozef	POLAND	4 Cooper, Frank	IRELAND	*60-56
		5 Surkein, R. J.	U.S.A.	*60-55
		Red—Kajdi, Janos	HUNGARY	On Point
		Blue—Odhambo, Alex	UGANDA	
		Referee Neuding, J.	POLAND	
		Judges 1 Common, J. H.	FIJI	*60-56
Harris, Ronald Allen	U.S.A.	2 Frusca, I.	ARGENTIN	*59-58
		3 Nussgen, H.	GERMANY	*60-58
		4 Gittins, R.H.	BRITAIN	*59-58
		5 Bril, Ben	NETHLAND	*58-57
		Red—Grudzien, Jozef	POLAND	On Point
		Blue—Pilitchev, Stoyan Angelov	BULGARIA	
Harris, Ronald Allen	U.S.A.	Referee Aniello, G.	ITALY	
		Judges 1 Bril, Ben	NETHLAND	*60-58
		2 Chuu, S. J.	KOREA	*60-58
		3 Maghraby, K.	U.A.R.	*60-57
		4 Gondre, G.	FRANCE	*60-58
		5 Gittins, R.H.	BRITAIN	*60-57
Harris, Ronald Allen	U.S.A.	Red—Harris, Ronald Allen	U.S.A.	On Point
		Blue—Arpon, Rodolfo	PHILPINS	
		Referee Jetchev, E.P.	BULGARIA	
		Judges 1 Boamfa, Ion	RUMANIA	*60-58
		2 Cooper, Frank	IRELAND	*60-56
		3 McCosh, T.	BRITAIN	*60-57
Harris, Ronald Allen	U.S.A.	4 Kobayashi, S.	JAPAN	*60-57
		5 Neuding, J.	POLAND	*60-57


Series No. 4 Oct. 20

Winner	Country	Country	Decision
Grudzien, Jozef	POLAND	POLAND	On Point
		BULGARIA	
		ITALY	
		NETHLAND	*60-58
		KOREA	*60-58
		U.A.R.	*60-57
		FRANCE	*60-58
		BRITAIN	*60-57
Harris, Ronald Allen	U.S.A.	U.S.A.	On Point
		PHILPINS	
		BULGARIA	
		RUMANIA	*60-58
		IRELAND	*60-56
		BRITAIN	*60-57
		JAPAN	*60-57
		POLAND	*60-57

McCourt, James Vincent	IRELAND	Red—Mc Court, James Vincent	IRELAND	On Point
		Blue—Barrera, Domingo	SPAIN	
		Referee Kobayashi, S.	JAPAN	
		Judges 1 Aniello, G.	ITALY	58-60*
		2 Sampila, Kaleva	FINLAND	*60-57
		3 Common, J. H.	FIJI	*60-59
		4 Neuding, J.	POLAND	*59-59
		5 Zybalov, G.	U.S.S.R.	*60-58
Barannikov, Vellikton	U.S.S.R.	Red—Barannikov, Vellikton	U.S.S.R.	RSC
		Blue—Kajdi, Janos	HUNGARY	2ndR. 2' 12
		Referee Maghraby, K.	U.A.R.	
		Judges 1 Cooper, Frank	IRELAND	
		2 Nussgen, H.	GERMANY	
		3 Guellaty, B.	TUNISIA	
		4 McCosh, T.	BRITAIN	
		5 Chuu, S.J.	KOREA	

Semi-Final Matches Oct. 21


Winner	Country		Country	Decision
Grudzien, Jozef	POLAND	Red—Grudzien, Jozef	POLAND	On point
		Blue—Harris, Ronald Allen	U.S.A.	
		Referee Bril, Ben	NETHLAND	
		Judges 1 Jetchev, E.P.	BULGARIA	*60-59
		2 Ajaxson, Gustav Adolf	NORWAY	*60-58
		3 Khalife, E.	LEBANON	59-60*
		4 Chowdhry, A	PAKISTAN	*59-59
		5 Aniello, G.	ITALY	*60-58
Barannikov, Vellikton	U.S.S.R.	Red—Mc Court, James Vincent	IRELAND	On Point
		Blue—Barannikov, Vellikton	U.S.S.R.	
		Referee Khalife, E.	LEBANON	
		Judges 1 Amarteiffio, Godfrey W.	GHANA	58-59*
		2 Bril, Ben	NETHLAND	*60-58
		3 Nussgen, H.	GERMANY	*60-59
		4 Gondre, G.	FRANCE	59-60*
		5 Wolf, Achim	GERMANY	*60-58



Light-weight Division winners
Vainqueurs de catégorie Poids léger
 ① J. Grudzien (POL) ② V. Barannikov (URS) ③ J. McCourt (IRL)
 R. Harris (USA)

Final Match Oct. 23

Winner	Country	Red—Grudzien, Jozef	Country	Decision
Grudzien, Jozef	POLAND	Blue—Barannikov, Vellikton	POLAND	On Point
		Referee	FRANCE	
		Gondre, G.	U.S.A.	*60-58
Judges		1 Surkein, R. J.	BRITAIN	*59-59
		2 Tillinghast, E. G.	HUNGARY	*60-59
		3 Chowdhry A.	KOREA	*60-58
		4 Chuu, S. J.	NETHLAND	*60-59
		5 Bril, Ben		



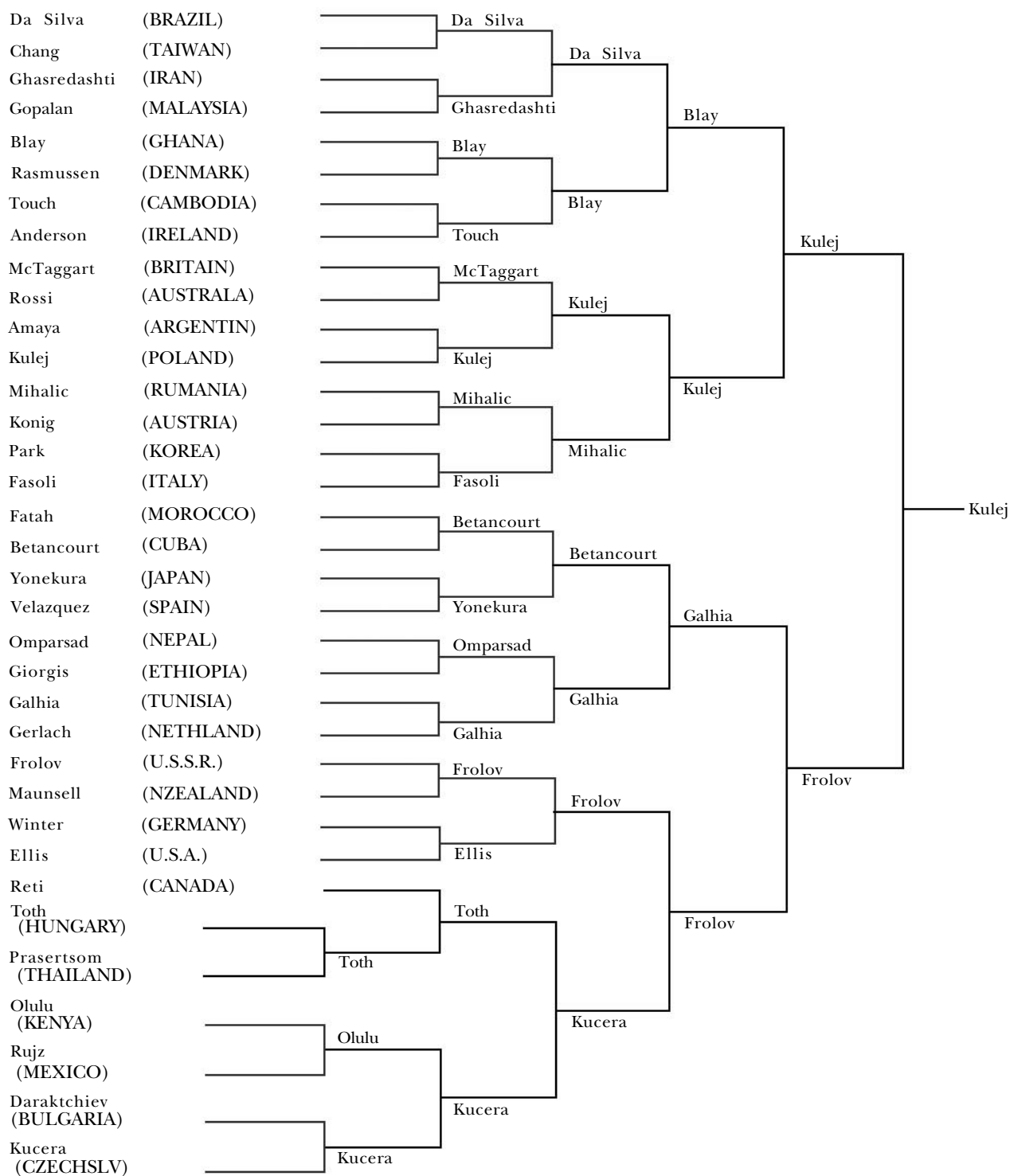
The Light-weight match between J. Grudzien (POL) and V. Barannikov (URS)
 Le match de Poids léger entre J. Grudzien (POL) et V. Barannikov (URS)

Light-Welter Weight==Poids mi-welter

Up to 63.5 kgs 35 countries 35 competitors

Previous Olympic Winners

1952	C. Adkins	U.S.A.
1956	V. Engibaryan	U.S.S.R.
1960	B. Nemecek	CZECHSLV



Series No. 1 Oct. 11

Winner	Country	Country	Country	Decision
Toth, Istvan	HUNGARY	Red—Toth, Istvan	HUNGARY	On Point
		Blue—Prasertsom, Niyom	THAILAND	
		Referee Gittins, R. H.	BRITAIN	
		Judges 1 Aniello, G.	ITALY	58-58*
		2 Kokubo, Kantaro	JAPAN	*60-59
		3 Gondre, G.	FRANCE	*59-59
		4 Tillinghast, E. G.	BRITAIN	*59-58
		5 Maghraby, K.	U.A.R.	*59-58
Olulu, John	KENYA	Red—Olulu, John	KENYA	On Point
		Blue—Zazueta Ruiz, Eduardo	MEXICO	
		Referee Kokubo, Kantaro	JAPAN	
		Judges 1 Zybalov, G.	U.S.S.R.	*59-57
		2 Neuding, J.	POLAND	*60-58
		3 Nussgen, H.	GERMANY	*60-57
		4 McCosh, T.	BRITAIN	*60-56
		5 Jetchev, E. P.	BULGARIA	*60-59
Kucera, Vladimir	CZECHSLV	Red—Daraktchiev, Petar Ivanov	BULGARIA	RSC
		Blue—Kucera, Vladimir	CZECHSLV	2ndR. 0'21"
		Referee Khalife, E.	LEBANON	
		Judges 1 Amarteiffio, Godfrey W.	GHANA	
		2 Ajaxson, Gustav Adolf	NORWAY	
		3 Bril, Ben	NETHLAND	
		4 Common, J. H.	BRITAIN	
		5 Gittins, R. H.	BRITAIN	

Series No. 2 Oct. 15


Henrique Da Silva, Joao	BRAZIL	Red—Henrique Da Silva, Joao	BRAZIL	RSC
		Blue—Chang, Pin Cheng	TAIWAN	3rdR. 1'35"
		Referee Boamfa, Ion	RUMANIA	
		Judges 1 Ajaxson, Gustav Adolf	NORWAY	
		2 Aniello, G.	ITALY	
		3 Amarteiffio, Godfrey W.	GHANA	
		4 Bril, Ben	NETHLAND	
		5 Chowdhry, A.	PAKISTAN	
Nadimi-Ghasredashti, K.	IRAN	Red—Nadimi-Ghasredashti, K.	IRAN	RSC
		Blue—Gopalan, Ramakrishnan G.	MALAYSIA	1stR. 1'53 "
		Referee Amarteiffio, Godfrey W.	GHANA	
		Judges 1 Boamfa, Ion	RUMANIA	
		2 Chuu, S. J.	KOREA	
		3 Cooper, Frank	IRELAND	
		4 Frusca, I.	ARGENTIN	
		5 Gittins, R. H.	BRITAIN	
Blay, Eddie	GHANA	Red—Blay, Eddie	GHANA	On Point
		Blue—Rasmussen, Preben R. S.	DENMARK	
		Referee Common, J. H.	FIJI	
		Judges 1 Gondre, G.	FRANCE	*60-59
		2 Jetchev, E. P.	BULGARIA	*60-58
		3 Khalife, E.	LEBANON	*60-59
		4 Kokubo, Kantaro	JAPAN	*60-59
		5 McCosh, T.	BRITAIN	*59-58
Touch, Nol	CAMBODIA	Red—Touch, Nol	CAMBODIA	On Point
		Blue—Anderson, Brian	IRELAND	
		Referee Gondre, G.	FRANCE	
		Judges 1 Common, J. H.	FIJI	57-59*
		2 Neuding, J.	POLAND	*59-57
		3 Guellaty, B.	TUNISIA	58-59*
		4 Maghraby, K.	U.A.R.	*60-58
		5 Nussgen, H.	GERMANY	*59-58

McTaggart, Richard	BRITAIN	Red—McTaggart, Richard	BRITAIN	On Point
		Blue—Rossi, Julian Joe	AUSTRALA	
		Referee Jetchev, E. P.	BULGARIA	
		Judges 1 Sampila, Kaleva	FINLAND	*60-56
		2 Surkein, R. J.	U.S.A.	*60-56
		3 Walf, Achim	GERMANY	*60-57
Kulej, Jerzy	POLAND	4 Zybalov, G.	U.S.S.R.	*60-56
		5 Sermer, J.	HUNGARY	*60-56
		Red—Amaya, Roberto Oscar	ARGENTIN	On Point
		Blue—Kulej, Jerzy	POLAND	
		Referee Khalife, E.	LEBANON	
		Judges 1 Kokubo, Kantaro	JAPAN	*60-57
Mihalic, Iosif	RUMANIA	2 Chuu, S. J.	KOREA	*60-58
		3 Gittins, R. H.	BRITAIN	*60-57
		4 Chowdhry	PAKISTAN	*60-57
		5 Bril, Ben	NETHLAND	*60-55
		Red—Mihalic, Iosif	RUMANIA	RSC
		Blue—Konig, Rupert	AUSTRALA	2ndR. 1'32"
Fasoli, Ermanno	ITALY	Referee Kokubo, K.	JAPAN	
		Judges 1 Ajaxson, Gustav Adolf	NORWAY	
		2 Amarteiffio, Godfrey W.	GHANA	
		3 McCosh, T.	BRITAIN	
		4 Maghraby K.	U.A.R.	
		5 Surkein, R. J.	U.S.A.	
Betancourt, Felix	CUBA	Red—Park, Koo Il	KOREA	On Point
		Blue—Fasoli, Ermanno	ITALY	
		Referee Maghraby, K.	U.A.R.	
		Judges 1 Boamfa, Ion	RUMANIA	*60-57
		2 Neuding, J.	POLAND	*60-56
		3 Tanner, A. L.	AUSTRALA	*59-57
Yonekura, Hoji	JAPAN	4 Nussgen, H.	GERMANY	*60-58
		5 Guellaty, B.	TUNISIA	*60-57
		Red—Fatah, Ben Farj	MOROCCO	KO
		Blue—Betancourt, Felix	CUBA	1stR. 1'38"
		Referee Gittins, R. H.	BRITAIN	
		Judges 1 Zybalov, G.	U.S.S.R.	
Omparsad, Pun	NEPAL	2 Wolf, Achim	GERMANY	
		3 Cooper, Frank	IRELAND	
		4 Nussgen, H.	GERMANY	
		5 Neuding, J.	POLAND	
		Red—Yonekura, Hoji	JAPAN	On Point
		Blue—Velazquez, Miguel	SPAIN	
Omparsad, Pun	NEPAL	Referee McCosh, T.	BRITAIN	
		Judges 1 Sampila, Kaleva	FINLAND	*59-58
		2 Tanner, A. L.	AUSTRALA	*60-58
		3 Tillinghast, E. G.	BRITAIN	58-59*
		4 Ainello, G.	ITALY	59-59*
		5 Ajaxson, Gustav Adolf	NORWAY	*60-58
Omparsad, Pun	NEPAL	Red—Omparsad, Pun	NEPAL	DSQ
		Blue—Guebre Giorgis, Tadesse	ETHIOPIA	1stR. 1'42"
		Referee Neuding, J.	POLAND	
		Judges 1 Boamfa, Ion	RUMANIA	
		2 Bril, Ben	NETHLAND	
		3 Gondre, G.	FRANCE	
4 Common, J. H.	FIJI			
5 Sermer, J.	HUNGARY			

Galhia, Habib	TUNISIA	Red—Galhia, Habib	TUNISIA	On Point	
		Blue—Gerlach, Willem Aldert	NETHLAND		
		Referee Sermer, J.	HUNGARY		
		Judges 1 Chowdhry, A.	PAKISTAN	*60-59	
		2 Chuu, S. J.	KOREA	58-60*	
		3 Gittins, R. H.	BRITAIN	*59-58	
Frolov, Eugeny	U.S.S.R.	4 Jetchev, E. P.	BULGARIA	58-60*	
		5 Khalife, E.	LEBANON	*60-59	
		Red—Frolov, Eugeny	U.S.S.R.	RSC	
		Blue—Maunsell, Brian Martin	NZEALAND	2ndR. 2'58"	
		Referee Nussgen, H.	GERMANY		
		Judges 1 Guellaty, B.	TUNISIA		
Ellis, Charles Ray	U.S.A.	2 Bril, Ben	NETHLAND		
		3 Surkein, R. J.	U.S.A.		
		4 Tillinghast, E. G.	BRITAIN		
		5 Amarteiffio, Gedfrey W.	GHANA		
		Red—Winter, Heiko	GERMANY	On Point	
		Blue—Ellis, Charles Ray	U.S.A.		
Toth, Istvan	HUNGARY	Referee Tanner, A. L.	AUSTRALA		
		Judges 1 Kokubo, Kantaro	JAPAN	*59-58	
		2 Zybalov, G.	U.S.S.R.	*59-58	
		3 Maghraby, K.	U.A.R.	*59-57	
		4 McCosh, T.	BRITAIN	*60-57	
		5 Common, J. H.	FIJI	*58-58	
Kucera, Vladimir	CZECHSLV	Red—Reti, Harvey	CANADA	On Point	
		Blue—Toth, Istvan	HUNGARY		
		Referee Chuu, S. J.	KOREA		
		Judges 1 Neuding, J.	POLAND	*59-59	
		2 Ajaxson, Gustav Adolf	NORWAY	57-59*	
		3 Amarteiffio, Godfrey W.	GHANA	*59-59	
Blay, Eddie	GHANA	4 Cooper, Frank	IRELAND	58-59*	
		5 Khalife, E.	LEBANON	*60-59	
		Red—Olulu, John	KENYA	On Point	
		Blue—Kucera, Vladimir	CZECHSLV		
		Referee Surkein, R. J.	U.S.A.		
		Judges 1 Aniello, G.	ITALY	*59-57	
Series No. 3 Oct. 18	Country	2 Chowdhry, A.	PAKISTAN	*60-59	
		3 Chuu, S. J.	KOREA	*59-58	
		4 Sampila, Kaleva	FINLAND	*59-57	
		5 Frusca, I.	AREGENTIN	*59-58	
		Winner	Country	Country	Decision
		Henrique Da Silva, Joao	BRAZIL	Red—Henrique Da Silva, Joao	BULGARIA
Blay, Eddie	GHANA	Blue—Nadimi-Ghasredashti, K.	IRAN		
		Referee Surkein, R. J.	U.S.A.		
		Judges 1 Cooper, Frank	IRELAND	*59-58	
		2 McCosh, T.	BRITAIN	57-59*	
		3 Chuu, S. J.	KOREA	57-59*	
		4 Jetchev, E. P.	BULGARIA	*59-59	
Blay, Eddie	GHANA	5 Gondre, G.	FRANCE	*59-58	
		Red—Blay, Eddie	GHANA	KO	
		Blue—Touch, Nol	CAMBODIA	2ndR. 1'34 "	
		Referee Gittins, R. H.	BRITAIN		
		Judges 1 Kobayashi, Shozo	JAPAN		
		2 Zybalov, G.	U.S.S.R.		
Blay, Eddie	GHANA	3 Wolf, Achim	GERMANY		
		4 Tillinghast, E. G.	BRITAIN		
		5 Common, J. H.	FIJI		

Kulej, Jerzy	POLAND	Red—McTaggart, Richard	BRITAIN	On Point
		Blue—Kulej, Jerzy	POLAND	
		Referee Bril, Ben	NETHLAND	
		Judges 1 Khalife, E.	LEBANON	*60-58
		2 Sermer, J.	HUNGARY	58-60*
		3 Maghraby, K.	U.A.R.	*60-58
Mihalic, Iosif	RUMANIA	4 Aniello, G.	ITALY	*60-58
		5 Jetchev, E. P.	BULGARIA	*60-59
		Red—Mihalic, Iosif	RUMANIA	On Point
		Blue—Fasoli, Ermanno	ITALY	
		Referee Chuu, S. J.	KOREA	
		Judges 1 Guellaty, B.	TUNISIA	58-60*
Betancourt, Felix	CUBA	2 Tanner, A. L.	AUSTRALA	*60-57
		3 Gittins, R. H.	BRITAIN	*59-58
		4 Surkein, R. J.	U.S.A.	*60-58
		5 Nussgen, H.	GERMANY	*59-58
		Red—Betancourt, Felix	CUBA	On Point
		Blue—Yonekura, Hoji	JAPAN	
Galhia, Habib	TUNISIA	Referee Nussgen, H.	GERMANY	
		Judges 1 Sampila, Kaleva	FINLAND	*59-58
		2 Amarteiffio, Godfrey W.	GHANA	*60-59
		3 Sermer, J.	HUNGARY	*59-58
		4 Wolf, Achim	GERMANY	58-59*
		5 McCosh, T.	BRITAIN	59-59*
Frolov, Eugeny	U.S.S.R.	Red—Omparsad, Pun	NEPAL	KO
		Blue—Galhia, Habib	TUNISIA	1stR. 3'07"
		Referee McCosh, T.	BRITAIN	
		Judges 1 Jetchev, E. P.	BULGARIA	
		2 Chuu, S. J.	KOREA	
		3 Kobayashi, Shozo	JAPAN	
Kucera, Vladimir	CZECHSLV	4 Ajaxson, Gustav Adolf	NORWAY	
		5 Aniello, G.	ITALY	
		Red—Frolov, Eugeny	U.S.S.R.	On Point
		Blue—Ellis, Charles Ray	U.S.A.	
		Referee Maghraby, K.	U.A.R.	
		Judges 1 Gondre, G.	FRANCE	59-59*
Blay, Eddie	GHANA	2 Gittins, R. H.	BRITAIN	*59-58
		3 Wolf, Achim	GERMANY	59-59*
		4 Nussgen, H.	GERMANY	*59-58
		5 Chowdhry, A.	PAKISTAN	*59-59
		Red—Toth, Istvan	HUNGARY	On Point
		Blue—Kucera, Vladimir	CZECHSLV	
Blay, Eddie	GHANA	Referee Kobayashi, Shozo	JAPAN	
		Judges 1 Sampila, Kaleva	FINLAND	*60-58
		2 Bril, Ben	NETHLAND	*59-58
		3 Gondre, G.	FRANCE	*60-59
		4 Tillinghast, E. G.	BRITAIN	*60-57
		5 Guellaty, B.	TUNISIA	*60-58
Series No. 4	Oct. 20			
Winner	Country		Country	Decision
Blay, Eddie	GHANA	Red—Henrique Da Silva, Joao	BRAZIL	On Point
		Blue—Blay, Eddie	GHANA	
		Referee Bril, Ben	NETHLAND	
		Judges 1 Nussgen, H.	GERMANY	*60-57
		2 Sampila, Kaleva	FINLAND	*59-58
		3 Tillinghast, E. G.	BRITAIN	*59-57
		4 Aniello, G.	ITALY	*60-56
		5 Zybalov, G.	U.S.S.R.	*59-58

Kulej, Jerzy	POLAND	Red—Kulej, Jerzy	POLAND	On Point
		Blue—Mihalic, Iosif	RUMANIA	
		Referee Common, J. H.	FIJI	
		Judges 1 Khalife, E.	LEBANON	*60-58
		2 Ajaxson, Gustav Adolf	NORWAY	58-59*
		3 Bril, Ben	NETHLAND	*60-58
		4 Guellaty, B.	TUNISIA	*60-58
		5 Surkein, R. J.	U.S.A.	*59-58
Calhia, Habib	TUNISIA	Red—Betancourt, Felix	CUBA	OK
		Blue—Galhia, Habib	TUNISIA	1stR. 2'59"
		Referee Boamfa, Ion	RUMANIA	
		Judges 1 Gondre, G.	FRANCE	
		2 Neuding, J.	POLAND	
		3 Aniello, G.	ITALY	
		4 Zybalov, G.	U.S.S.R.	
		5 Wolf, Achim	GERMANY	
Frolov, Eugeny	U.S.S.R.	Red—Frolov, Eugeny	U.S.S.R.	Walk Over
		Blue—Kucere, Vladimir	CZECHSLV	
		Referee Tillinghast, E. G.	BRITAIN	
		Judges 1 Chowdhry, A.	PAKISTAN	
		2 Jetchev, E. P.	BULGARIA	
		3 Maghraby, K.	U.A.R.	
		4 Cooper, Frank	IRELAND	
		5 McCosh, T.	BRITAIN	
Semi-Final Matches	Oct. 21			
Winner	Country		Country	Decision
Kulej, Jerzy	POLAND	Red—Blay, Eddie	GHANA	On Point
		Blue—Kulej, Jerzy	POLAND	
		Referee Kokubo, Kantaro	JAPAN	
		Judges 1 Ajaxson, Gustav Adolf	NORWAY	*60-58
		2 Gondre, G.	FRANCE	*60-59
		3 Chuu, S. J.	KOREA	*60-59
		4 Sermer, J.	HUNGARY	*60-58
		5 Aniello, G.	ITALY	*59-59
Frolov, Eugeny	U.S.S.R.	Red—Galhia, Habib	TUNISIA	On Point
		Blue—Frolov, Eugeny	U.S.S.R.	
		Referee Chuu, S. J.	KOREA	
		Judges 1 Wolf, Achim	GERMANY	*60-56
		2 Bril, Ben	NETHLAND	*60-57
		3 Cooper, Frank	IRELAND	*60-55
		4 Gondre, G.	FRANCE	*60-58
		5 —	—	*60-57
Final Match	Oct. 23			
Winner	Country		Country	Decision
Kulej, Jerzy	POLAND	Red—Kulej, Jerzy	POLAND	On Point
		Blue—Frolov, Eugeny	U.S.S.R.	
		Referee Jetchev, E. P.	BULGARIA	
		Judges 1 Ajaxson, Gustav Adolf	NORWAY	*59-58
		2 Maghraby, K.	U.A.R.	*59-58
		3 McCosh, T.	BRITAIN	*59-59
		4 Gittins, R. H.	BRITAIN	*60-58
		5 Guellaty, B.	TUNISIA	*59-58



J. Kulej (POL) v. E. Frolov (URS) in the Light Welter Division, and left the winners

J. Kulej (POL) contre E. Frolov (URS) dans la catégorie de Poids mi-welter, et à gauche, les vainqueurs

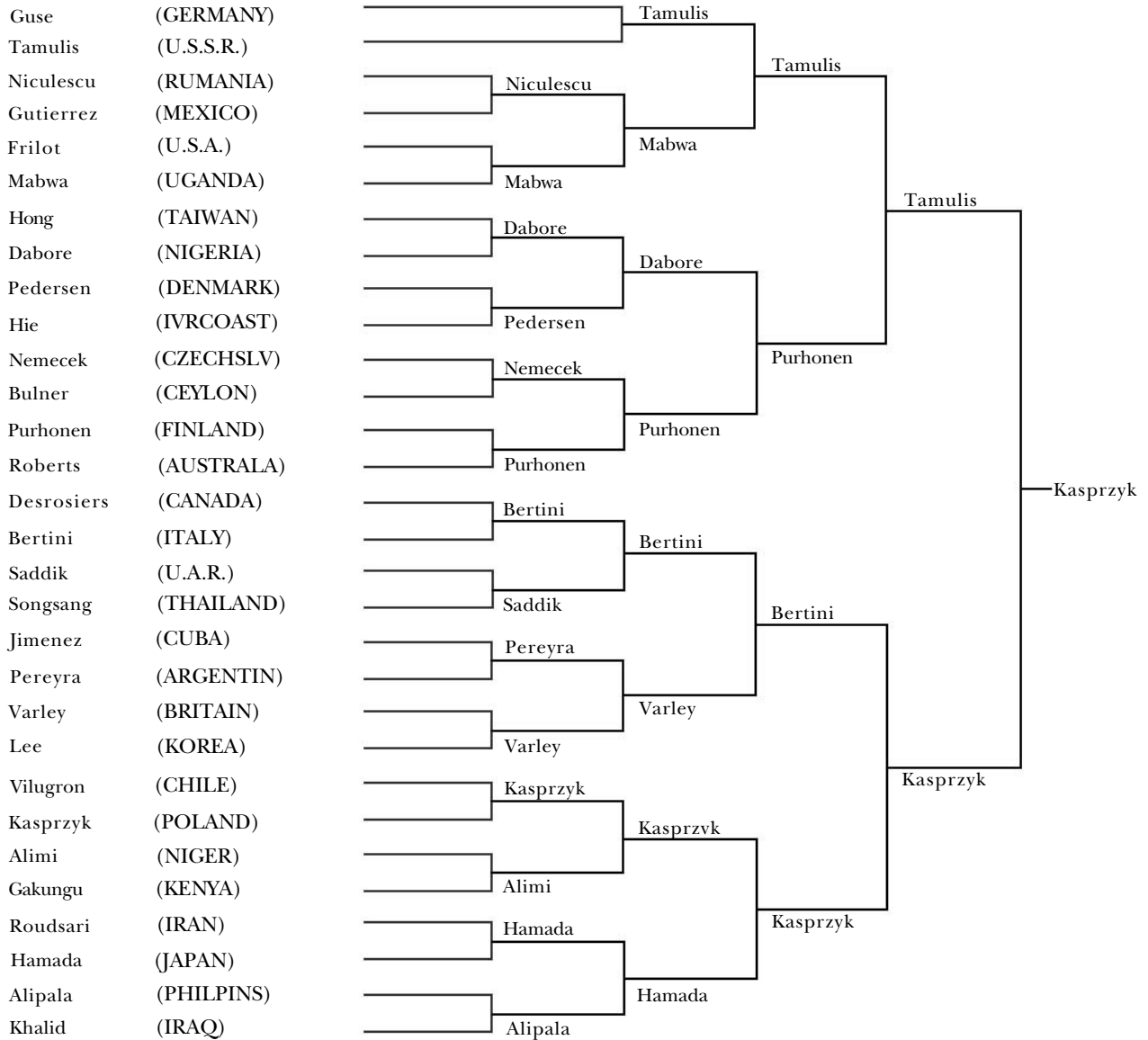
- ① J. Kulej (POL)
- ② E. Frolov (URS)
- ③ E. Blay (GHA), H. Galhia (TUN)

Welter Weight—Poids Welter

Up to 67kgs 30 countries 30 competitors

Previous Olympic Winners

1904	A. Young	U.S.A.	1936	S. Suvio	FINLAND
1920	T. Schneider	CANADA	1948	G. Torma	CZECHSLV
1924	E. Delarge	BELGIUM	1952	Z. Chychla	POLAND
1928	E. Morgan	NZEALAND	1956	N. Linca	RUMANIA
1932	E. Flynn	U.S.A.	1960	G. Benvenuti	ITALY



Series No. 1 Oct. 12

Winner	Country	Country	Decision
Niculescu, Constantin	RUMANIA	Red—Niculescu, Constantin Blue—Ramirez Gutierrez, A.	RUMANIA MEXICO On Point
		Referee Gittins, R.H.	BRITAIN
		Judges 1 Chuu, S.J.	KOREA *60-57
		2 Tillinghast, E.G.	BRITAIN *60-55
		3 Common, J.H.	FIJI *59-56
		4 Amarteiffio, Godfrey W.	GHANA *59-58
		5 Cooper, Frank	IRELAND *60-55
Mabwa, Ernest Powell	UGANDA	Red—Frilot, Maurice Emmet Blue—Mabwa, Ernest Powelf	U.S.A. UGANDA On Point
		Referee Aniello, G.	ITALY
		Judges 1 Ajaxson, Gustav Adolt	NORWAY *60-57
		2 Chowdhry, A.	PAKISTAN *60-58
		3 Neuding, J.	POLAND *60-59
		4 Gondre, G.	FRANCE *59-58
		5 Kobayashi, Shozo	JAPAN *60-57

Dabore, Issaka	NIGER	Red—Hong, Tshun Fu Blue—Dabore, Issaka	TAIWAN NIGER	RSC 2nd Round 2'46"
		Referee Gondre, G.	FRANCE	
		Judges 1 Nussgen, H.	GERMANY	
		2 Guellaty, B.	TUNISIA	
		3 Surkein, R.J.	U.S.A.	
		4 Jetchev, E.P.	BULGARIA	
		5 Sermer, J.	HUNGARY	
Pedersen, Hans Erik	DENMARK	Red—Pedersen, Hans-Erik Blue—Hie Toh, Boniface	DENMARK IVRCOAST	DSQ. 1st Round 2'46"
		Referee Amarteiffio, Godfrey W.	GHANA	
		Judges 1 Maghraby, K.	U.A.R.	
		2 Zybalov, G.	U.S.S.R.	
		3 McCosh, T.	BRITAIN	
		4 Tanner, A. L.	AUSTRALA	
		5 Tillinghast, E. G.	BRITAIN	
Nemecek, Bohumil	CZECHSLV	Red—Nemecek, Bohumil Blue—Bulner, Malcolm	CZECHSLV CEYLON	On Point
		Referee Tanner, A.L.	AUSTRALA	
		Judges 1 Sampila, Kaleva	FINLAND	*60-55
		2 Common, J.H.	FIJI	*60-55
		3 Khalife, E.	LEBANON	*60-55
		4 Gittins, R.H.	BRITAIN	*60-56
		5 Gondre, G.	FRANCE	*60-57
Purhonen, Pertti Ilmari	FINLAND	Red—Purhonen, Pertti Ilmari Blue—Roberts, Francis Roy	FINLAND AUSTRALA	On Point
		Referee Wolf, Achim	GERMANY	
		Judges 1 Aniello, G.	ITALY	*60-56
		2 Jetchev, E.P.	BULGARIA	*60-54
		3 Amarteiffio, Godfrey W.	GHANA	*60-55
		4 Bril, Ben	NETHLAND	*60-55
		5 Boamfa, Ion	RUMANIA	*60-55
Bertini, Silvano	ITALY	Red—Desrosiers, Frederick C. Blue—Bertini, Silvano	CANADA ITALY	RSC 1st Round 2'47"
		Referee Nussgen, H.	GERMANY	
		Judges 1 Chowdhry, Ar	PAKISTAN	
		2 Neuding J.	POLAND	
		3 Kobayashi, Shozo	JAPAN	
		4 Tanner, A.L.	AUSTRALA	
		5 Frusca, I.	ARGENTIN	
Saddik, Hussein	U.A.R.	Red—Saddik, Hussein Blue—Songsang, Sukda	U.A.R. THAILAND	DSQ 3rd Round 0'42"
		Referee Tillinghast, E. G.	BRITAIN	
		Judges 1 Surkein, R.J.	U.S.A.	
		2 Jetchev, E.P.	BULGARIA	
		3 Zybalov, G.	U.S.S.R.	
		4 Tanner, A.L.	AUSTRALA	
		5 Common, J. H.	FIJI	
Pereyra, Felipe Mario	ARGENTIN	Red—Jimenez, Virgilio Blue—Pereyra, Felipe Mario	CUBA ARGENTIN	DSQ 3rd Round 0'50"
		Referee Boamfa, Ion	RUMANIA	
		Judges 1 Chuu, S.J.	KOREA	
		2 Tillinghast, E. G.	BRITAIN	
		3 Sampila, Kaleva	FINLAND	
		4 Guellaty, B.	TUNISIA	
		5 Aniello, G.	ITALY	

Varley, Michael Andrew	BRITAIN	Red—Varley, Michael Andrew Blue—Lee, Hong Man	BRITAIN KOREA	On Point
		Referee Wolf, Achim	GERMANY	
		Judges 1 Khalife, E.	LEBANON	*60-59
		2 Ajaxson, Gustav Adolf	NORWAY	58-60*
		3 Frusca, I.	ARGENTIN	*60-58
		4 Boamfa, Ion	RUMANIA	59-59*
		5 Surkein, R.J.	U.S.A.	*60-59
Kasprzyk, Marian	POLAND	Red—Vilugron, Misael Blue—Kasprzyk, Marian	CHILE POLAND	On Point
		Referee Aniello, G.	ITALY	
		Judges 1 Jetchev, E.P.	BULGARIA	*60-59
		2 Kobayashi, Shozo	JAPAN	58-59*
		3 Bril, Ben	NETHLAND	*59-58
		4 Cooper, Frank	IRELAND	58-58*
		5 Tanner, A.L.	AUSTRALA	*59-58
Alimi, Sikiru	NIGERIA	Red—Alimi, Sikiru Blue—Gakungu, Gichure	NIGERIA KENYA	On Point
		Referee Neuding, J.	POLAND	
		Judges 1 Aniello, G.	ITALY	*60-58
		2 Boamfa, Ion	RUMANIA	58-59*
		3 Chuu, S.J.	KOREA	*60-58
		4 Zyalov, G.	U.S.S.R.	58-60*
		5 McCosh, T.	BRITAIN	*59-58
Hamada, Kichijiro	JAPAN	Red—Mahmoudpour-Roudsari, S. Blue—Hamada, Kichijiro	IRAN JAPAN	On Point
		Referee Gittins, R. H.	BRITAIN	
		Judges 1 Gondre, G.	FRANCE	*60-56
		2 Ajaxson, Gustav Adolf	NORWAY	*60-55
		3 Nussgen, H.	GERMANY	*60-55
		4 Sampila, Kaleva	FINLAND	*60-56
		5 Amarteiffio, Godfrey W.	GHANA	*60-56
Alipala, Manfredo P.	PHILPINS	Red—Alipala, Manfredo P. Blue—Khalid, Al-Karkhi	PHILPINS IRAQ	DSQ 3rd Round 0'57"
		Referee Zyalov, G.	U.S.S.R.	
		Judges 1 Aniello, G.	ITALY	
		2 Boamfa, Ion	RUMANIA	
		3 Sermer, J.	HUNGARY	
		4 Surkein, R.J.	U.S.A.	
		5 Frusca, I.	ARGENTIN	
Series No. 2 Oct. 16				
Winner	Country		Country	Decision
Tamulis, Richardas	U.S.S.R	Red—Guse, Bruno Blue—Tamulis, Richardas	GERMANY U.S.S.R.	On Point
		Referee Amarteiffiro, Godfrey W.	GHANA	
		Judges 1 McCosh, T.	BRITAIN	*60-57
		2 Tillinghast, E.G.	BRITAIN	*59-58
		3 Khalife, E.	LEBANON	*60-58
		4 Tanner, A. L.	AUSTRALA	*59-58
		5 Surkein, R.J.	U.S.A.	*60-56
Mabwa, Ernest Powell	UGANDA	Red—Niculescu, Constantin Blue—Mabwa, Ernest Powell	RUMANIA UGANDA	On Point
		Referee Gondre, G.	FRANCE	
		Judges 1 Aniello, G.	ITALY	58-59*
		2 Bril, Ben	NETHLAND	*60-58
		3 Chowdhry, A.	PAKISTAN	*60-59
		4 Cooper, Frank	IRELAND	*59-58
		5 Chuu, S.J.	KOREA	58-59*


Dabore, Issaka	NIGER	Red—Dabore, Issaka Blue—Pedersen, Hans-Erik	NIGER	RSC
		Referee Chuu, S.J.	DENMARK	
		Judges 1 Ajaxson, Gustav Adolf	KOREA	3rd Round 1'07"
		2 Zybalov, G.	NORWAY	
		3 Sermer, J.	U.S.S.R.	
		4 Kobayashi, Shozo	HUNGARY	
		5 Sampila, Kaleva	JAPAN	
Purhonen, Pertti Ilmari	FINLAND	Red—Nemecek, Bohumil Blue—Purhonen, Pertti Ilmari	FINLAND	RSC
		Referee Jetchev, E.P.	FINLAND	3rd Round 2'24"
		Judges 1 Frusca, I.	BULGARIA	
		2 Gittins, R.H.	ARGENTIN	
		3 Gondre, G.	BRITAIN	
		4 Amarteiffio, Godfrey W.	FRANCE	
		5 Guellaty, B.	GHANA	
Bertini, Silvano	ITALY	Red—Bertini, Silvano Blue—Saddik, Hussein	ITALY	On Point
		Referee Surkein, R.J.	U.A.R.	
		Judges 1 Boamfa, Ion	U.S.A.	
		2 Zybalov, G.	RUMANIA	*60-56
		3 Tanner, A.L.	U.S.S.R.	*60-57
		4 Nussgen, H.	AUSTRALA	*60-56
		5 Jetchev, E.P.	GERMANY	*60-56
			BULGARIA	*60-58
Varley, Michael Andrew	BRITAIN	Red—Pereyra, Felipe Mario Blue—Varley, Michael Andrew	ARGENTIN	On Point
		Referee Wolf, Achim	BRITAIN	
		Judges 1 Kobayashi, Shozo	GERMANY	
		2 Chowdhry, A.	JAPAN	58-59*
		3 Amarteiffio, Godfrey W.	PAKISTAN	*60-59
		4 Maghraby, K.	GHANA	*59-59
		5 Neuding, J.	U.A.R.	58-59*
			POLAND	*59-58
Kasprzyk, Marian	POLAND	Red—Kasprzyk, Marian Blue—Alimi, Sikiru	POLAND	On Point
		Referee Aniello, G.	NIGERIA	
		Judges 1 Ajaxson, Gustav Adolf	ITALY	
		2 Sampila, Kaleva	NORWAY	*60-54
		3 Khalife, E.	FINLAND	*60-55
		4 Gittins, R. H.	LEBANON	*60-55
		5 Sermer, J.	BRITAIN	*60-55
			HUNGARY	*60-55
Hamada, Kichijiro	JAPAN	Red—Hamada, Kichijiro Blue—Alipala, Manfredo P.	JAPAN	On Point
		Referee Bril, Ben	PHILPINS	
		Judges 1 Wolf, Achim	NETHLAND	
		2 Tanner, A.L.	GERMANY	*60-57
		3 Guellaty, B.	AUSTRALA	*60-57
		4 Amarteiffio, Godfrey W.	TUNISIA	*60-57
		5 Cooper, Frank	GHANA	*59-58
			IRELAND	*60-57
Series No. 3 Oct. 19				
Winner	Country		Country	Decision
Tamulis, Richardas	U.S.S.R.	Red—Tamulis, Richardas Blue—Mabwa, Ernest Powell	U.S.S.R.	On Point
		Referee Bril, Ben	UGANDA	
		Judges 1 Jetchev, E.P.	NETHLAND	
		2 Guellaty, B.	BULGARIA	*60-56
		3 Maghraby, K.	TUNISIA	*59-57
		4 McCosh, T.	U.A.R.	*60-57
		5 Nussgen, H.	BRITAIN	*60-56
			GERMANY	*60-57

Purhonen, Pertti Ilmari	FINLAND	Red—Dabore, Issaka Blue—Purhonen, Pertti Ilmari	NIGER FINLAND	On Point
		Referee Wolf, Achim	GERMANY	
		Judges 1 Tillinghast, E.G.	BRITAIN	*58-57
		2 Kokubo, Kantaro	JAPAN	58-60*
		3 Sermer, J.	HUNGARY	57-59*
		4 Aniello, G.	ITALY	*58-58
		5 Boamfa, Ion	RUMANIA	*60-57
Bertini, Silvano	ITALY	Red—Bertini, Silvano Blue—Varley, Michael Andrew	ITALY BRITAIN 2nd Round 0'56"	RSC
		Referee Chuu, S.J.	KOREA	
		Judges 1 Jetchev, E.P.	BULGARIA	
		2 Zybalov, G.	U.S.S.R.	
		3 Frusca, I.	ARGENTIN	
		4 Boamfa, Ion	RUMANIA	
		5 Surkein, R.J.	U.S.A.	
Kasprzyk, Marian	POLAND	Red—Kasprzyk, Marian Blue—Hamada, Kichijiro	POLAND JAPAN	On Point
		Referee Gittins, R.H.	BRITAIN	
		Judges 1 Guellaty, B.	TUNISIA	*60-58
		2 Maghraby, K.	U.A.R.	*60-58
		3 Sermer, J.	HUNGARY	*60-58
		4 McCosh, T.	BRITAIN	*60-57
		5 Chowdhry, A.	PAKISTAN	*59-59
Semi-Final Matches Oct. 21				
Winner	Country		Country	Decision
Tamulis, Richardas	U.S.S.R.	Red—Tamulis, Richardas Blue—Purhonen, Pertti Ilmari	U.S.S.R. FINLAND	On Point
		Referee Amarteiffio, Godfrey W.	GHANA	
		Judges 1 Guellaty, B.	TUNISIA	*60-57
		2 Gittins, R. H.	BRITAIN	*60-56
		3 Cooper, Frank	IRELAND	*60-56
		4 McCosh, T.	BRITAIN	*60-57
		5 Khalife, E.	LEBANON	*60-57
Kasprzyk, Marian	POLAND	Red—Bertini, Silvano Blue—Kasprzyk, Marian	ITALY POLAND	On Point
		Referee Common, J.H.	FIJI	
		Judges 1 Kokubo, Kantaro	JAPAN	*60-58
		2 Chowdhry, A.	PAKISTAN	*60-59
		3 Frusca, I.	ARGENTIN	59-60*
		4 Jetchev, E. P.	BULGARIA	*59-59
		5 Tillinghast E. G.	BRITAIN	59-59*

Welter Division winners
Les vainqueurs dula catégorie des Poids welter

- ① M. Kasprzyk (POL)
- ② R. Tamulis (URS)
- ③ S. Bertini (ITA)
- P. Purhonen (FIN)





Welter-weight match M. Kasprzyk (POL) v. R. Tamulis (URS)
 Match de Poids welter, M. Kasprzyk (POL) contre R. Tamulis (URS)

Final Match Oct. 23

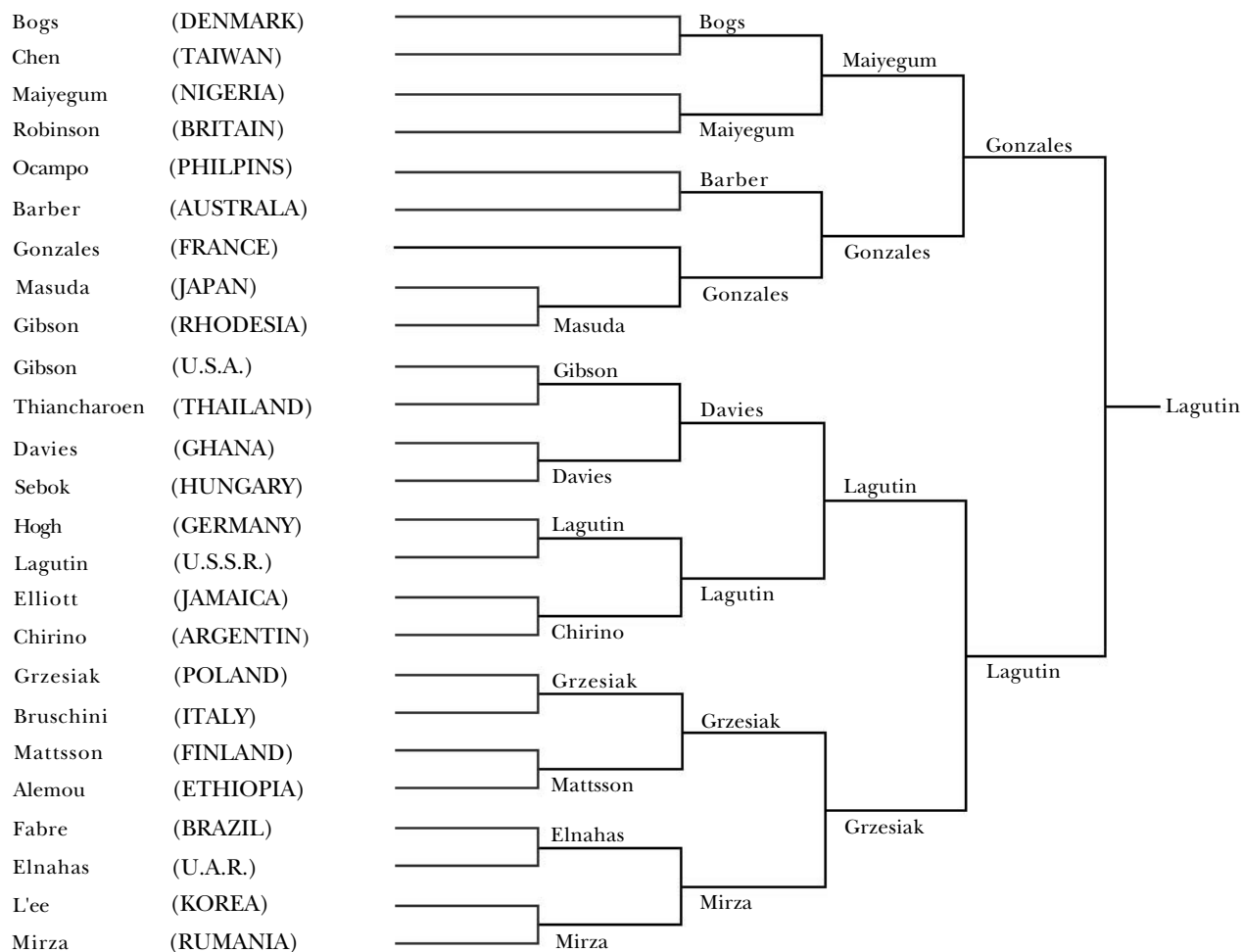
Winner	Country	Red—Tamulis, Richardas	Country	Decision
Kasprzyk, Marian	POLAND	Blue—Kasprzyk, Marian	U.S.S.R.	On Point
		Referee Surkein, R. J.	POLAND	
		Judges 1 Aniello, G.	U.S.A.	
		2 Gondre, G.	ITALY	*58-58
		3 Chuu, S. J.	FRANCE	*59-59
		4 Chowdhry, A.	KOREA	*59-59
		5 Nussgen, H.	PAKISTAN	*60-59
			GERMANY	57-58*

Light-Middle Weight—Poids sur-welter

Up to 71 kgs 25 countries 25 competitors

Previous Olympic Winners

1952	L. Papp	HUNGARY
1956	L. Papp	HUNGARY
1960	W. McClure	U.S.A.



Series No. 1 Oct. 13

Winner	Country	Country	Decision
Masuda, Koji	JAPAN	Red—Masuda, Koji Blue—Gibson, John Thomas	JAPAN RHODESIA 1st Round 2'56" RSC
Gibson, Tolman Jr.	U.S.A.	Referee Wolf, Achim Judges 1 Aniello, G. 2 Bril, Ben 3 Maghraby, K. 4 McCosh, T. 5 Sampila, Kaleva	GERMANY NETHLAND U.A.R. BRITAIN FINLAND U.S.A. THAILAND 2nd Round 0'57" RSC
Davies, Eddie	GHANA	Red—Davies, Eddie Blue—Sebok, Laszlo Referee Aniello, G. Judges 1 Surkein, R.J. 2 Wolf, Achim 3 Tanner, A.L. 4 Chuu, S.J. 5 Bril, Ben	BRITAIN IRELAND FRANCE LEBANON BRITAIN GERMANY GHANA HUNGARY ITALY U.S.A. GERMANY AUSTRALA KOREA NETHLAND On Point *59-58 *59-58 *58-57 *59-57 *59-58

Lagutin, Boris	U.S.S.R.	Red—Hogh, Paul Blue—Lagutin, Boris	GERMANY U.S.S.R.	On Point
		Referee Maghraby, K.	U.A.R.	
		Judges 1 Jetchev, E.P.	BULGARIA	*60-57
		2 Amarteiffio, Godfrey W.	GHANA	*59-57
		3 Cooper, Frank	IRELAND	*59-57
		4 Common, J.H.	FIJI	*59-58
		5 McCosh, T.	BRITAIN	*60-55
Chirino, Jose Roberto	ARGENTIN	Red—Elliott, John Alphonso Blue—Chirino, Jose Roberto	JAMAICA ARGENTIN	On Point
		Referee Boamfa, Ion	RUMANIA	
		Judges 1 Aniello, G.	ITALY	*59-58
		2 Neuding, J.	POLAND	*60-57
		3 Ajaxson, Gustav Adolf	NORWAY	*60-57
		4 Wolf, Achim	GERMANY	*60-58
		5 Sampila, Kaleva	FINLAND	*60-57
Grzesiak, Jozef	POLAND	Red—Grzesiak, Jozef Blue—Bruschini, Massimo	POLAND ITALY	On Point
		Referee Surkein, R.J.	U.S.A.	
		Judges 1 Amarteiffio, Godfrey W.	GHANA	*59-59
		2 Sermer, J.	HUNGARY	*58-58
		3 Tanner, A.L.	AUSTRALA	*59-57
		4 Jetchev, E.P.	BULGARIA	*59-58
		5 Khalife, E.	LEBANON	*59-59
Mattsson, Kurt Antero	FINLAND	Red—Mattsson, Kurt Antero Blue—Alemou, Bekele	FINLAND ETHIOPIA	On Point
		Referee Khalife, E.	LEBANON	
		Judges 1 Kokubo, Kantaro	JAPAN	*60-59
		2 Bril, Ben	NETHLAND	*59-59
		3 McCosh, T.	BRITAIN	*59-58
		4 Guellaty, B.	TUNISIA	58-59*
		5 Frusca, I.	ARGENTIN	*60-58
Elnahas, Sayed	U.A.R.	Red—Fabre, Luiz Carlos Blue—Elnahas, Sayed	BRAZIL U.A.R.	On Point
		Referee Kokubo, Kantaro	JAPAN	
		Judges 1 Chuu, S.J.	KOREA	*59-58
		2 Amarteiffio, Godfrey W.	GHANA	*60-58
		3 Zybalov, G.	U.S.S.R.	*59-58
		4 Tillinghast, E.G.	BRITAIN	58-59*
		5 Sermer, J.	HUNGARY	*60-58
Mirza, Vasile	RUMANIA	Red—Lee, Kum Taik Blue—Mirza, Vasile	KOREA RUMANIA	On Point
		Referee Aniello, G.	ITALY	
		Judges 1 Surkein, R.J.	U.S.A.	*60-58
		2 Wolf, Achim	GERMANY	*60-57
		3 Maghraby, K.	U.A.R.	*60-58
		4 Ajaxson, Gustav Adolf	NORWAY	*60-58
		5 Takahashi, Yasuhusa	JAPAN	*60-56

Series No. 2 Oct. 17


Winner	Country		Country	Decision
Bogs, Tom Frank	DENMARK	Red—Bogs, Tom Frank Blue—Chen, Bai Sun	DENMARK TAIWAN	RSC 1st Round 2'08"
		Referee Amarteiffio, Godfrey W.	GHANA	
		Judges 1 Boamfa, Ion	RUMANIA	
		2 Surkein, R.J.	U.S.A.	
		3 Common, J.H.	FIJI	
		4 Cooper, Frank	IRELAND	
		5 Guellaty, B.	TUNISIA	

Maiyegun, Nojim	NIGERIA	Red—Maiyegun, Nojim	NIGERIA	RSC
		Blue—Robinson, William	BRITAIN	1st Round 1'59"
		Referee Sampila, Kaleva	FINLAND	
		Judges 1 Chuu, S.J.	KOREA	
		2 Ajaxson, Gustav Adolf	NORWAY	
		3 Khalife, E.	LEBANON	
Barber, Anthony Kenneth	AUSTRALA	4 Sermer, J.	HUNGARY	
		5 Wolf, Achim	GERMANY	
		Red—Ocampo, Felix O.	PHILPINS	On Point
		Blue—Barber, Anthony Kenneth	AUSTRALA	
		Referee Gondre, G.	FRANCE	
		Judges 1 Sampila, Kaleva	FINLAND	*60-58
Gonzales, Joseph	FRANCE	2 Zybalov, G.	U.S.S.R.	*60-56
		3 Tillinghast, E.G.	BRITAIN	*60-56
		4 Common, J.H.	FIJI	*60-59
		5 Amarteiffio, Godfrey W.	GHANA	*60-56
		Red—Gonzales, Joseph	FRANCE	On Point
		Blue—Masuda, Koji	JAPAN	
Davies, Eddie	GHANA	Referee Sermer, J.	HUNGARY	
		Judges 1 Tanner, A.L.	AUSTRALA	*59-58
		2 Gittins, R.H.	BRITAIN	59-59*
		3 Maghraby, K.	U.A.R.	*59-58
		4 Jetchev, E.P.	BULGARIA	*59-57
		5 Boamfa, Ion	RUMANIA	58-59*
Lagutin, Boris	U.S.S.R.	Red—Gibson, Tolman Jr.	U.S.A.	On Point
		Blue—Davies, Eddie	GHANA	
		Referee Jetchev, E.P.	BULGARIA	
		Judges 1 Boamfa, Ion	RUMANIA	*58-57
		2 Bril, Ben	NETHLAND	*59-58
		3 Common, J.H.	FIJI	*60-59
Grzesiak, Jozef	POLAND	4 Sermer, J.	HUNGARY	*60-56
		5 Aniello, G.	ITALY	*59-56
		Red—Lagutin, Boris	U.S.S.R.	DSQ
		Blue—Chirino, Jose Roberto	ARGENTIN	
		Referee Maghraby, K.	U.A.R.	2nd Round 2'29"
		Judges 1 Gondre, G.	FRANCE	
Mirza, Vasile	RUMANIA	2 Jetchev, E.P.	BULGARIA	
		3 Gittins, R.H.	BRITAIN	
		4 Surkein, R.J.	U.S.A.	
		5 Cooper, Frank	IRELAND	
		Red—Grzesiak, Jozef	POLAND	On Point
		Blue—Mattsson, Kurt Antero	FINLAND	
Grzesiak, Jozef	POLAND	Referee Khalife, E.	LEBANON	
		Judges 1 Amarteiffio, Godfrey W.	GHANA	*59-59
		2 Chuu, S.J.	KOREA	*60-59
		3 Maghraby, K.	U.A.R.	*59-58
		4 Sermer, J.	HUNGARY	*60-57
		5 Gondre, G.	FRANCE	*60-57
Mirza, Vasile	RUMANIA	Red—Elnahas, Sayed	U.A.R.	On Point
		Blue—Mirza, Vasile	RUMANIA	
		Referee Nussgen, H.	GERMANY	
		Judges 1 Wolf, Achim	GERMANY	*59-58
		2 Bril, Ben	NETHLAND	*60-55
		3 Chowdhry, A.	PAKISTAN	58-59*
Mirza, Vasile	RUMANIA	4 Ajaxson, Gustav Adolf	NORWAY	58-60*
		5 Tanner, A.L.	AUSTRALA	*58-58

Series No. 3 Oct. 20

Winner	Country	Referee	Judges	Country	Decision
Maiyegun, Nojim	NIGERIA	Red—Bogs, Tom Frank Blue—Maiyegun, Nojim	Referee Neuding, J. Judges 1 Sermer, J. 2 Sampila, Kaleva 3 Gittins, R.H. 4 Common, J.H. 5 Wolf, Achim	DENMARK NIGERIA POLAND HUNGARY FINLAND BRITAIN FIJI GERMANY	RSC 1st Round 0'58"
Gonzales, Joseph	FRANCE	Red—Barber, Anthony Kenneth Blue—Gonzales, Joseph	Referee Wolf, Achim Judges 1 Cooper, Frank 2 Kobayashi, Shozo 3 Jetchev, E.P. 4 Zybalov, G. 5 Tillinghast, E.G.	AUSTRALIA FRANCE GERMANY IRELAND JAPAN BULGARIA U.S.S.R. BRITAIN	RSC 1st Round 2'57"
Lagutin, Boris	U.S.S.R.	Red—Davies, Eddie Blue—Lagutin, Boris	Referee Surkein, R.J. Judges 1 Gittins, R.H. 2 Aniello, G. 3 Gondre, G. 4 Wolf, Achim 5 Nussgen, H.	GHANA U.S.S.R. U.S.A. BRITAIN ITALY FRANCE GERMANY GERMANY	RET
Grzesiak, Jozef	POLAND	Red—Grzesiak, Jozef Blue—Mirza, Vasile	Referee Khalife, E. Judges 1 Bril, Ben 2 Surkein, R. J. 3 Common, J.H. 4 Aniello, G. 5 Maghraby, K.	POLAND RUMANIA LEBANON NETHLAND U.S.A. FIJI ITALY U.A.R.	On Point *59-59 58-59* *60-59 *60-58 *59-58

Light Middle-weight match between B. Lagutin (URS) and J. Gonzales (FRA)
Match de Poids sur-welter entre B. Lagutin (URS) et J. Gonzales (FRA)



Semi-Final Matches Oct. 21


Winner	Country	Red—	Country	Decision
Gonzales, Joseph	FRANCE	Maiyegun, Nojim	NIGERIA	On Point
		Gonzales, Joseph	FRANCE	
		Referee Zybalov, G.	U.S.S.R.	
		Judges 1 Sampila, Kaleva	FINLAND	58-59*
		2 Frusca, I.	ARGENTIN	58-59*
		3 Kokubo, Kantaro	JAPAN	*60-59
		4 Boamfa, Ion	RUMANIA	*58-57
		5 Neuding, J.	POLAND	*59-59
Lagutin, Boris	U.S.S.R.	Red—Lagutin, Boris	U.S.S.R.	On Point
		Blue—Grzesiak, Jozef	POLAND	
		Referee Gondre, G.	FRANCE	
		Judges 1 Bril, Ben	NETHLAND	*60-59
		2 Guellaty, B.	TUNISIA	*60-59
		3 Tillinghast, E.G.	BRITAIN	*60-57
		4 Cooper, Frank	IRELAND	58-59*
		5 Khalife, E.	LEBANON	*60-59

Final Match Oct. 23

Winner	Country	Red—	Country	Decision
Lagutin, Boris	U.S.S.R.	Gonzales, Joseph	FRANCE	On Point
		Lagutin, Boris	U.S.S.R.	
		Referee Bril, Ben	NETHLAND	
		Judges 1 Khalife, E.	LEBANON	*60-59
		2 Surkein, R.J.	U.S.A.	*60-57
		3 Guellaty, B.	TUNISIA	59-59*
		4 Maghraby, K.	U.A.R.	*59-58
		5 Jetchev, E.P.	BULGARIA	*60-58

Light Middle-weight medalists
Les médaillés des Poids sur-welter

- ① B. Lagutin (URS)
- ② J. Gonzales (FRA)
- ③ J. Grzesiak (POL)
- N. Maiyegun (NGA)

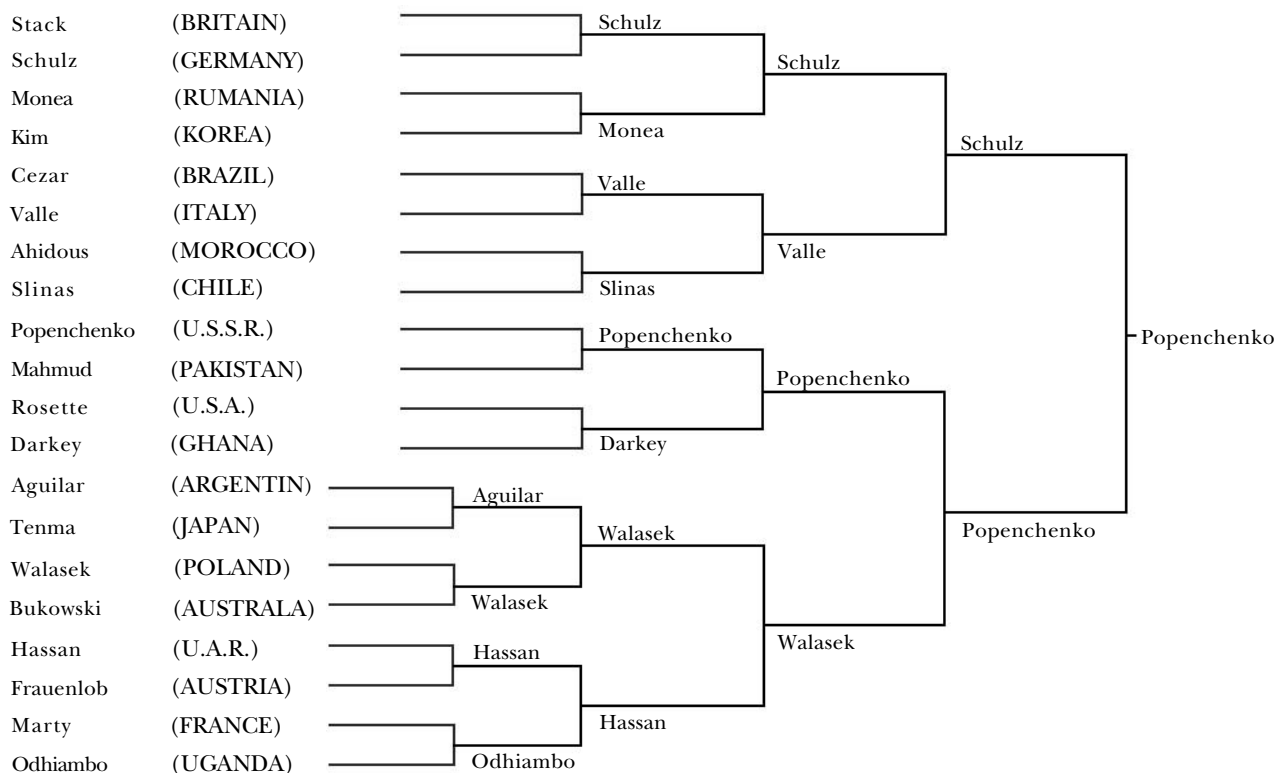


Middle Weight==Poids moyen

Up to 75 kgs 20 countries 20 competitors

Previous Olympic Winners

1904 C. Mayer	U.S.A.	1936 I. Despeaux	FRANCE
1908 J. Douglas	BRITAIN	1948 L. Papp	HUNGARY
1920 H. Mallin	BRITAIN	1952 E. Patterson	U.S.A.
1924 H. Mallin	BRITAIN	1956 G. Shatkov	U.S.S.R.
1928 P. Toscani	ITALY	1960 E. Crook	U.S.A.
1932 C. Barth	U.S.A.		



Series No. 1 Oct. 14

Winner	Country	Country	Decision
Aguilar, Juae	ARGENTIN	ARGENTIN	On Point
	Red—Aguilar, Juae	JAPAN	
	Blue—Tenma, Hitoshi	FINLAND	
Referee	Sampila, Kaleva	GERMANY	*60-57
Judges	1 Wolf, Achim	RUMANIA	*60-58
	2 Boamfa, Ion	BRITAIN	*60-59
	3 Gittins, R.H.	FRANCE	*59-58
	4 Gondre, G.	LEBANON	*59-58
	5 Khalife, E.		

Walasek, Tadeusz	POLAND	Red—Walasek, Tadeusz Blue—Bukowski, John Michael	POLAND AUSTRALIA	On Point
		Referee Aniello, G.	ITALY	
		Judges 1 Tillinghast, E.G.	BRITAIN	*60-57
		2 Ajaxson, Gustav Adolf	NORWAY	*60-57
		3 Maghraby, K.	U.A.R.	*60-58
		4 Sampila, Kaleva	FINLAND	*60-58
		5 Guellaty, B.	TUNISIA	*60-57
Hassan, Ahmed	U.A.R.	Red—Hassan, Ahmed Blue—Frauenlob, Franz	U.A.R. AUSTRIA	On. Point.
		Referee Common, J. H.	FIJI	
		Judges 1 Gonzalez Marin, Mario	MEXICO	*60-54
		2 Frusca, I.	ARGENTIN	*60-56
		3 Jetchev, E.P.	BULGARIA	*60-58
		4 Kobayashi, Shozo	JAPAN	*60-58
		5 Chowdhry, A.	PAKISTAN	*60-56
Odhiambo, Peter Paul	UGANDA	Red—Marty, Jacques Blue—Odhiambo, Peter Paul	FRANCE UGANDA	On Point
		Referee Khalife, E.	LEBANON	
		Judges 1 Tillinghast, E.G.	BRITAIN	*60-57
		2 Zybalov, G.	U.S.S.R.	*60-54
		3 Sampila, Kaleva	FINLAND	*60-56
		4 Sermer, J.	HUNGARY	*60-54
		5 Guellaty, B.	TUNISIA	*60-55
Series No. 2 Oct. 18				
Winner	Country		Country	Decision
Schulz, Emil	GERMANY	Red—Stack, Willian Joseph Blue—Schulz, Emil	BRITAIN GERMANY	RSC
		Referee Zybalov, G.	U.S.S.R.	2nd Round 0'46"
		Judges 1 Ajaxson, Gustav Adolf	NORWAY	
		2 Amarteiffio, Godfrey W.	GHANA	
		3 Boamfa, Ion	RUMANIA	
		4 Frusca, I.	ARGENTIN	
		5 Chuu, S.J.	KOREA	
Monea, Ion	RUMANIA	Red—Monea, Ion Blue—Kim, Duk Pal	RUMANIA KOREA	On Point
		Referee Wolf, Achim	GERMANY	
		Judges 1 Bril, Ben	NETHLAND	*60-57
		2 Neuding, J.	POLAND	*60-57
		3 Kobayashi, Shozo	JAPAN	*60-54
		4 Guellaty, B.	TUNISIA	*59-56
		5 Gondre, G.	FRANCE	*60-56
Valle, Franco	ITALY	Red—Leonidas Cezar, Luiz Blue—Valle, Franco	BRAZIL ITALY	On Point
		Referee Tillinghast, E.G.	BRITAIN	
		Judges 1 McCosh, T.	BRITAIN	*59-58
		2 Boamfa, Ion	RUMANIA	*59-58
		3 Khalife, E.	LEBANON	59-60*
		4 Wolf, Achim	GERMANY	*60-59
		5 Bril, Ben	NETHLAND	*60-59
Slinas, Guillermo	CHILE	Red—Ahidous, Lahcen Blue—Slinas, Guillermo	MOROCCO CHILE	RSC 3rd Round 2'19"
		Referee Sermer, J.	HUNGARY	
		Judges 1 Cooper, Frank	IRELAND	
		2 Chowdhry, A	PAKISTAN	
		3 Kobayashi, Shozo	JAPAN	
		4 Zybalov, G.	U.S.S.R.	
		5 Chuu, S.J.	KOREA	

Popenchenko, Valery	U.S.S.R.	Red—Popenchenko, Valery Blue—Mahmud, Sultan	U.S.S.R.	RSC
		Referee Gittins, R.H.	PAKISTAN	1st Round 2'52"
		Judges 1 Cooper, Frank	BRITAIN	
		2 Surkein, R.J.	IRELAND	
		3 Tanner, A.L.	U.S.A.	
		4 Khalife, E.	AUSTRALA	
		5 Wolf, Achim	LEBANON	
Darkey, Joe	GHANA	Red—Rosette, James Columbus Blue—Darkey, Joe	U.S.A.	On Point
		Referee Sampila, Kaleva	GHANA	
		Judges 1 Common, J.H.	FINLAND	
		2 Ajaxson, Gustav Adolf	FIJI	*60-59
		3 Aniello, G.	NORWAY	58-59*
		4 Boamfa, Ion	ITALY	*59-58
		5 Neuding, J.	RUMANIA	58-59*
Walasek, Tadeusz	POLAND	Red—Aguilar, Juae Blue—Walasek, Tadeusz	POLAND	On Point
		Referee Jetchev, E.P.	ARGENTIN	
		Judges 1 Maghraby, K.	POLAND	
		2 Sermer, J.	BULGARIA	
		3 Gondre, G.	U.A.R.	*60-58
		4 Bril, Ben	HUNGARY	*60-58
		5 Chowdhry, A.	FRANCE	*60-58
Hassan, Ahmed	U.A.R.	Red—Hassan, Ahmed Blue—Odhiambo, Peter Paul	NETHLAND	*60-58
		Referee Zybalov, G.	PAKISTAN	*60-58
		Judges 1 Frusca, I.	U.A.R.	On Point
		2 Jetchev, E.P.	UGANDA	
		3 Kobayashi, Shozo	U.S.S.R.	
		4 Common, J.H.	ARGENTIN	*59-58
		5 Surkein, R.J.	BULGARIA	*59-58
			JAPAN	*59-59
			FIJI	*59-58
			U.S.A.	*59-58
Series No. 3	Oct. 20			
Winner	Country		Country	Decision
Schulz, Emil	GERMANY	Red—Schulz, Emil Blue—Monea, Ion	GERMANY	On Point
		Referee Sampila, Kaleva	RUMANIA	
		Judges 1 Ajaxson, Gustav Adolf	FINLAND	
		2 Chuu, S.J.	NORWAY	*60-56
		3 Khalife, E.	KOREA	*59-58
		4 Common, J. H.	LEBANON	*60-59
		5 Gittins, R. H.	FIJI	*60-57
Valle, Franco	ITALY	Red—Valle, Franco Blue—Slinas, Guillermo	BRITAIN	*59-58
		Referee Nussgen, H.	ITALY	On Point
		Judges 1 Boamfa, Ion	CHILE	
		2 Neuding, J.	GERMANY	
		3 Jetchev, E. P.	RUMANIA	*59-58
		4 Bril, Ben	POLAND	*60-58
		5 Surkein, R.J.	BULGARIA	*59-58
Popenchenko, Valery	U.S.S.R.	Red—Popenchenko, Valery Blue—Darkey, Joe	NETHLAND	*60-58
		Referee Gittins, R.H.	U.S.A.	*60-58
		Judges 1 Guellaty, B.	U.S.S.R.	On Point
		2 Tillinghast, E.G.	GHANA	
		3 McCosh, T.	BRITAIN	
		4 Surkein, R.J.	TUNISIA	*60-57
		5 Khalife, E.	BRITAIN	*60-56
			BRITAIN	*60-57
			U.S.A.	*60-57
			LEBANON	*60-58

Walasek, Tadeusz	POLAND	Red—Walasek, Tadeusz	POLAND	On Point
		Blue—Hassan, Ahmed	U.A.R.	
		Referee Sermer, J.	HUNGARY	
		Judges 1 Boamfa, Ion	RUMANIA	*60-58
		2 Ajaxson, Gustave Adolf	NORWAY	*60-58
		3 Jetchev, E.P.	BULGARIA	*60-58
		4 Chowdhry, A.	PAKISTAN	*59-59
		5 Gittins, R.H.	BRITAIN	*60-59

Semi-Final Matches Oct. 21

Winner	Country	Red	Blue	Country	Decision
Schulz, Emil	GERMANY	Schulz, Emil	Valle, Franco	GERMANY	On Point
		Referee Sermer, J.		ITALY	
		Judges 1 Zybalov, G.		HUNGARY	
		2 Guellaty, B.		U.S.S.R.	*60-56
		3 Maghraby, K.		TUNISIA	*60-57
		4 Chuu, S.J.		U.A.R.	*60-56
		5 Boamfa, Ion		KOREA	*60-57
Popenchenko, Valery	U.S.S.R.	Popenchenko, Valery	Walasek, Tadeusz	RUMANIA	*60-56
		Referee McCosh, T.		U.S.S.R.	K.O.
		Judges 1 Gondre, G.		POLAND 3rd Round 2'13"	
		2 Bril, Ben		BRITAIN	
		3 Gittins, R.H.		FRANCE	
		4 Chowdhry, A.		NETHLAND	
		5 Aniello, G.		BRITAIN	
				PAKISTAN	
				ITALY	



Winners in the Middle-weight Division
Vainqueurs de la catégorie des Poids moyens

- ① V. Popenchenko (URS)
- ② E. Schulz (GER)
- ③ F. Valle (ITA)
- T. Walasek (POL)

Final Match Oct. 23

Winner
Popenchenko, Valery

Country
U.S.S.R.

Red—Schulz, Emil


Blue—Popenchenko, Valery

Referee Aniello, G.

Judges 1 Ajaxson, Gustav Adolf
2 Chowdhry, A.
3 Gittins, R. H.
4 McCosh, T.
5 Chuu, S. J.

Country Decision
GERMANY RSC
U.S.S.R. 1st Round 2'05"
ITALY
NORWAY
PAKISTAN
BRITAIN
BRITAIN
KOREA

Middle-weight match between V. Popenchenko (URS) and E. Schulz (GER)
Match des Poids moyens entre V. Popenchenko (URS) et E. Schulz (GER)

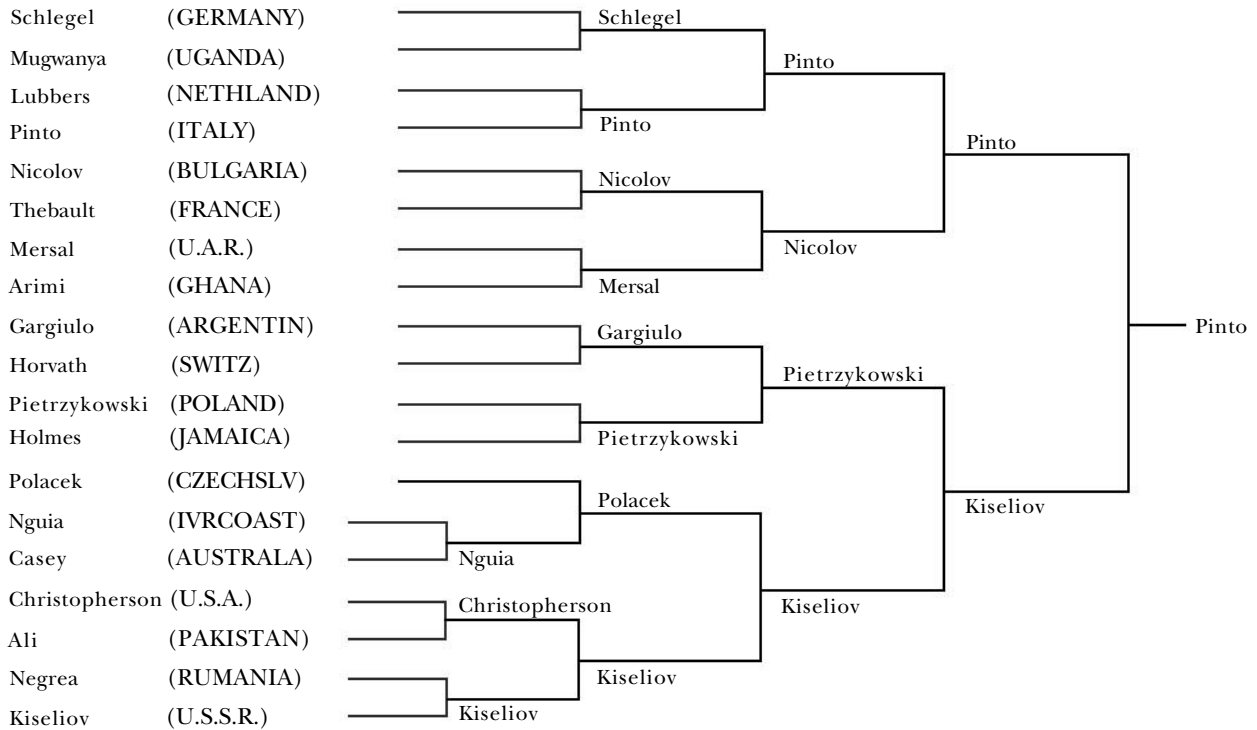


Light-Heavy Weight==Poids mi-lourd

Up to 81 Kgs 19 countries 19 competitors

Previous Olympic Winners

1920 E. Eagan	U.S.A.	1948 G. Hunter	S. AFRICA
1924 H. Mitchell	BRITAIN	1952 N. Lee	U.S.A.
1928 V. Avendano	ARGENTIN	1956 J. Boyd	U.S.A.
1932 D. Carstens	S. AFRICA	1960 C. Clay	U.S.A.
1936 R. Michelot	FRANCE		



Series No. 1 Oct. 14

Winner	Country	Country	Decision	
Nguia, Firmin	IVRCOAST	Red—Nguia, Firmin	IVRCOAST	
		Blue—Casey, Frederick James	AUSTRALA	
		Referee Surkein, R.J.	U.S.A.	
		Judges 1 Ajaxson, Gustav Adolf	NORWAY	*60-58
		2 Maghraby, K.	U.A.R.	58-59*
		3 Neuding, J.	POLAND	*58-57
		4 Nussgen, H.	GERMANY	58-59*
		5 Wolf, Achim	GERMANY	*60-58
Christopherson, Robert H.	U.S.A.	Red—Christopherson, Robert H.	U.S.A.	
		Blue—Ali, Barkat	PAKISTAN	
		Referee Neuding, J.	POLAND	
		Judges 1 Gondre, G.	FRANCE	*60-57
		2 Tanner, A.L.	AUSTRALA	*60-57
		3 Aniello, G.	ITALY	*60-58
		4 Amarteiffio, Godfrey W.	GHANA	*60-58
		5 Boamfa, Ion	RUMANIA	*60-56


Kiseliov, Alexey	U.S.S.R.	Red—Negrea, Gheorghe Blue—Kiseliov, Alexey	RUMANIA U.S.S.R.	On Point
		Referee Bril, Ben	NETHLAND	
		Judges 1 Chowohry, A.	PAKISTAN	*60-59
		2 Chuu, S.J.	KOREA	*60-58
		3 Common, J.H.	FIJI	*59-57
		4 Frusca, I.	ARGENTIN	*59-59
		5 Gittins, R.H.	BRITAIN	*59-57
Oct. 17 Series No. 2				
Winner	Country		Country	Decision
Schlegel, Jurgen	GERMANY	Red—Schlegel, Jurgen Blue—Mugwanya, Henry	GERMANY UGANDA	On Point
		Referee Kokubo, Kantaro	JAPAN	
		Judges 1 Ajaxson, Gustav Adolf	NORWAY	*60-55
		2 Sampila, Kaleva	FINLAND	*60-55
		3 Cooper, Frank	IRELAND	*60-56
		4 McCosh, T.	BRITAIN	*60-57
		5 Zybalov, G.	U.S.S.R.	*60-55
Pinto, Cosimo	ITALY	Red—Lubbers, Rudolfus J.M. Blue—Pinto, Cosimo	NETHLAND ITALY	On Point
		Referee Gittins, R.H.	BRITAIN	
		Judges 1 Kokubo Kantaro	JAPAN	*60-59
		2 Surkein, R.J.	U.S.A.	*60-57
		3 Guellaty, B.	TUNISIA	*60-58
		4 Neuding, J.	POLAND	*60-58
		5 Nussgen, H.	GERMANY	*59-58
Nicolov, Alexander D.	BULGARIA	Red—Nicolov, Alexander D. Blue—Thebault, Bernard	BULGARIA FRANCE	RSC 1st Round 2'59"
		Referee Common, J.H.	FIJI	
		Judges 1 Chowdhry, A.	PAKISTAN	
		2 Chuu, S.J.	KOREA	
		3 Gittins, R.H.	BRITAIN	
		4 Tanner, A.L.	AUSTRALA	
		5 Surkein, R.J.	U.S.A.	
Mersal, Sayed	U.A.R.	Red—Mersal, Sayed Blue—Arimi, Thomas	U.A.R. GHANA	On Point
		Referee Tillinghast, E.G.	BRITAIN	
		Judges 1 Bril, Ben	NETHLAND	*59-59
		2 Boamfa, Ion	RUMANIA	*59-57
		3 Cooper, Frenk	IRELAND	*59-58
		4 Aniello, G.	ITALY	*59-57
		5 Sermer, J.	HUNGARY	*60-57
Gargiulo, Rafael Luis	ARGENTIN	Red—Gargiulo, Rafael Luis Blue—Horvath, Bela-Istvan	ARGENTIN SWITZ	On Point
		Referee Wolf, Achim	GERMANY	
		Judges 1 Sampila, Kaleva	FINLAND	*59-56
		2 Boamfa, Ion	RUMANIA	*60-56
		3 Neuding, J.	POLAND	*60-57
		4 McCosh, T.	BRITAIN	*60-57
		5 Zybalov, G.	U.S.S.R.	*59-56
Pietrzykowski, Zbigniew	POLAND	Red—Pietrzykowski, Zbigniew Blue—Holmes, Ronald	POLAND JAMAICA	DSQ 2nd Round 2'04"
		Referee Surkein, R.J.	U.S.A.	
		Judges 1 Guellaty, B.	TUNISIA	
		2 Khalife, E.	LEBANON	
		3 Maghraby, K.	U.A.R.	
		4 Bril, Ben	NETHLAND	
		5 Jetchev, E.P.	BULGARIA	

Polacek, Frantisek	CZECHSLV	Red—Polacek, Frantisek Blue—Nguia, Firmin	CZECHSLV IVRCOAST	RSC
		Referee Kokubo Kantaro	JAPAN	2nd Round 0'23"
		Judges 1 Surkein, R.J.	U.S.A.	
		2 Ajaxson, Gustav Adolf	NORWAY	
		3 Aniello, G.	ITALY	
		4 Frusca, I.	ARGENTIN	
		5 Chowdhry, A.	PAKISTAN	
Kiseliov, Alexey	U.S.S.R.	Red—Christopherson, Robert H. Blue—Kiseliov, Alexey	U.S.A. U.S.S.R.	On Point
		Referee Gittins, R.H.	BRITAIN	
		Judges 1 Chuu, S.J.	KOREA	*60-54
		2 Wolf, Achim	GERMANY	*60-51
		3 Gondre, G.	FRANCE	*60-56
		4 Guellaty, B.	TUNISIA	*60-53
		5 Khalife, E.	LEBANON	*60-55
Series No. 3 Oct. 19				
Winner	Country		Country	Decision
Pinto, Cosimo	ITALY	Red—Schlegel, Jurgen Blue—Pinto, Cosimo	GERMANY ITALY	On Point
		Referee Tillinghast, E.G.	BRITAIN	
		Judges 1 Amarteiffio, Godfrey W.	GHANA	*60-59
		2 Frusca, I.	ARGENTIN	*60-57
		3 Surkein, R.J.	U.S.A.	*60-56
		4 Guellaty, B.	TUNISIA	*59-59
		5 McCosh, T.	BRITAIN	58-59*
Nicolov, Alexander D.	BULGARIA	Red—Nicolov, Alexander D. Blue—Mersal, Sayed	BULGARIA U.A.R.	On Point
		Referee Neuding, J.	POLAND	
		Judges 1 Ajaxson, Gustav Adolf	NORWAY	*60-56
		2 Sermer, J.	HUNGARY	*60-57
		3 Tillinghast, E.G.	BRITAIN	*60-56
		4 Gittins, R.H.	BRITAIN	*60-57
		5 Wolf, Achim	GERMANY	*60-57
Pietrzykowski, Zbigniew	POLAND	Red—Gargiulo, Rafael Luis Blue—Pietrzykowski, Zbigniew	ARGENTIN POLAND	On Point
		Referee Jetchev, E.P.	BULGARIA	
		Judges 1 Ajaxson, Gustav Adolf	NORWAY	*60-56
		2 Gondre, G.	FRANCE	*60-57
		3 Bril, Ben	NETHLAND	*60-57
		4 Kokubo, Kantaro	JAPAN	*60-55
		5 Khalife, E.	LEBANON	*60-56
Kiseliov, Alexey	U.S.S.R.	Red—Polacek, Frantisek Blue—Kiseliov, Alexey	CZECHSLV U.S.S.R.	On Point
		Referee Maghraby, K.	U.A.R.	
		Judges 1 Surkein, R.J.	U.S.A.	*59-57
		2 Gittins, R.H.	BRITAIN	*60-57
		3 Tillinghast, E.G.	BRITAIN	*60-55
		4 Guellaty, B.	TUNISIA	*60-56
		5 Chuu, S.J.	KOREA	*60-58
Semi-Final Matches Oct. 21				
Winner	Country		Country	Decision
Pinto, Cosimo	ITALY	Red—Pinto, Cosimo Blue—Nicolov, Alexander D.	ITALY BULGARIA	RSC
		Referee Wolf, Achim	GERMANY	3rd Round 0'55"
		Judges 1 Ajaxson, Gustav Adolf	NORWAY	
		2 Amarteiffio, Godfrey W.	GHANA	
		3 Common, J.H.	FIJI	
		4 Frusca, I.	ARGENTIN	
		5 Kokubo, Kantaro	JAPAN	

Kiseliov, Alexey	U.S.S.R	Red—Pietrzykowski, Zbigniew	POLAND	On Point
		Blue—Kiseliov, Alexy	U.S.S.R.	
		Referee Jetchev, E.P.	BULGARIA	
Judges	1 Aniello, G.	2 McCosh, T.	ITALY	*59-58
	3 Maghraby, K.	4 Guellaty, B.	BRITAIN	58-59*
	5 Chun, S.J.		U.A.R.	*60-59
			TUNISIA	*60-58
			KOREA	*60-58


Final Match Oct. 23

Winner	Country	Red—Pinto, Cosimo	Country	Decision
Pinto, Cosimo	ITALY	Blue—Kiseliov, Alexey	ITALY	On Point
		Referee Wolf, Achim	U.S.S.R.	
Judges	1 Bril, Ben	2 Nussgen, H.	GERMANY	
	3 Guellaty, B.	4 Khalife, E.	NETHLAND	*60-59
	5 Surkein, R.J.		GERMANY	*59-59
			TUNISIA	*60-59
			LEBANON	59-59*
			U.S.A.	59-59*



Light Heavy-weight winners
Les vainqueurs des Poids
mi-lourd

- ① C. Pinto (ITA)
- ② A. Kiseliov (URS)
- ③ A. Nicolov (BUL)
- Z. Pietrzykowski (POL)



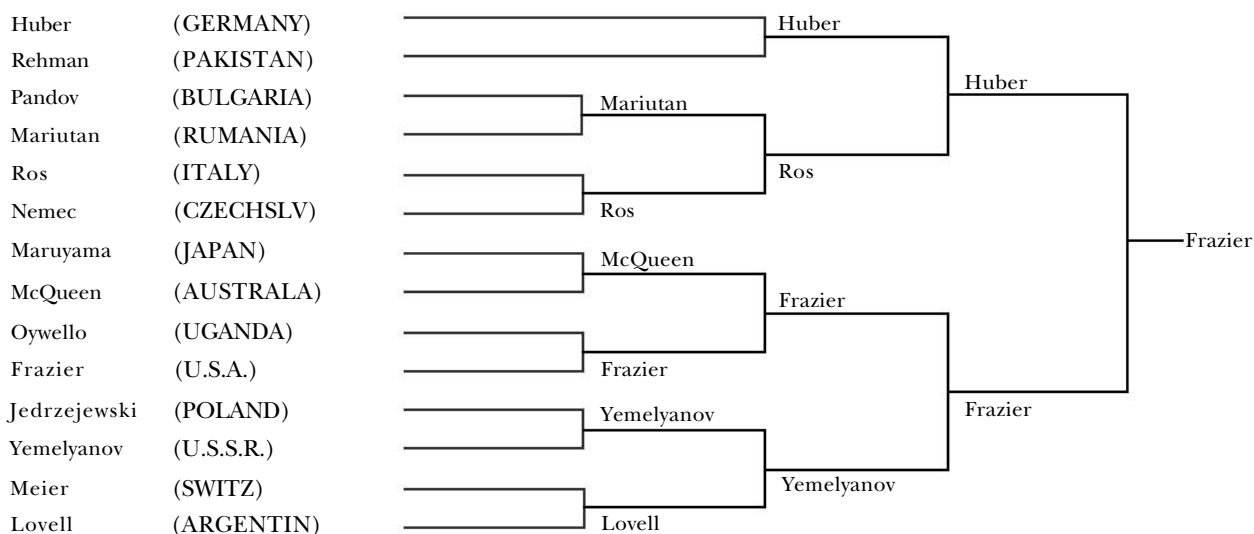
In the Light Heavy-weight Division, C. Pinto (ITA) v. A. Kiseliiov (URS)
Dans la catégorie des Poids mi-lourd, C. Pinto (ITA) contre A. Kiseliiov (URS)

Heavy Weight==Poids lourd

Over 81 Kgs 41 countries 14 competitors

Previous Olympic Winners

1904	S. Berger	U.S.A.	1936	H. Runge	GERMANY
1908	A. L. Oldman	BRITAIN	1948	R. Iglesias	ARGENTIN
1920	R. Rawson	BRITAIN	1952	E. Sanders	U.S.A.
1924	O. Von Porat	NORWAY	1956	T. P. Rademacher	U.S.A.
1928	R. Jurado	ARGENTIN	1960	F. De Piccoli	ITALY
1932	S. Lovell	ARGENTIN			



Series No. 1 Oct. 15

Winner	Country	Country	Decision
Mariutan, Vasile	RUMANIA	Red—Pandov, Kiril Borissov Blue—Mariutan, Vasile	BULGARIA RUMANIA On Point
		Referee Sampila, Kaleva	FINLAND
		Judges 1 Aniello, G.	ITALY *60-58
		2 Common, J.H.	FIJI *59-57
		3 Frusca, I.	ARGENTIN *60-58
		4 Cooper, Frank	IRELAND *60-57
		5 Tillinghast, E.G.	BRITAIN *59-57
Ros, Giuseppe	ITALY	Red—Ros, Giuseppe Blue—Nemeč, Iosef	ITALY CZECHSLV On Point
		Referee Tillinghast, E.G.	BRITAIN
		Judges 1 Surkein, R.J.	U.S.A. *59-58
		2 Bril, Ben	NETHLAND 58-60*
		3 Maghraby, K.	U.A.R. *60-58
		4 Chuu, S.J.	KOREA *60-57
		5 Khalife, B.	LEBANON *60-58
McQueen, Athol Ferguson	AUSTRALA	Red—Maruyama, Tadayuki Blue—McQueen, Athol Ferguson	JAPAN AUSTRALA On Point
		Referee Aniello, G.	ITALY
		Judges 1 Boamfa, Ion	RUMANIA *59-55
		2 Gittins, R.H.	BRITAIN *59-57
		3 Gondre, G.	FRANCE *60-57
		4 Guellaty, B.	TUNISIA *60-57
		5 McCosh, T.	BRITAIN *60-56


Frazier, Joseph	U.S.A.	Red—Oywello, George Blue—Frazier, Joseph Referee Wolf, Achim Judges 1 Kokubo Kantaro 2 Tanner, A.L. 3 Cooper, Frank 4 Zybalov, G. 5 Frusca, I.	UGANDA RSC U.S.A. 1st Round 1'35" GERMANY JAPAN AUSTRALA IRELAND U.S.S.R. ARGENTIN
Yemelyanov, Vadim	U.S.S.R.	Red—Jedrzejewski, Wladyslaw Blue—Yemelyanov, Vadim Referee Bril, Ben Judges 1 Frusca, I. 2 Tanner, A.L. 3 Aniello, G. 4 Khalife, E. 5 Chowdhry, A.	POLAND RSC U.S.S.R. 1st Round 1'35" NETHLAND ARGENTIN AUSTRALA ITALY LEBANON PAKISTAN
Lovell, Santiago Alberto	ARGENTIN	Red—Meier, Rudolf Blue—Lovell, Santiago Alberto Referee Zybalov, G. Judges 1 Maghraby, K. 2 Jetchev, E.P. 3 Sermer, J. 4 Surkein, R.J. 5 Ajaxson, Gustav Adolf	SWITZ DSQ ARGENTIN 2nd Round 2'00" U.S.S.R. U.A.R. BULGARIA HUNGARY U.S.A. NORWAY
Series No. 2 Oct. 19			
Winner	Country		Country Decision
Huber, Hans	GERMANY	Red—Huber, Hans Blue—Rehman, Abdul Referee Amarteiffio, Godfrey W. Judges 1 Common, J.H. 2 Chuu, S.J. 3 Kokubo, Kantaro 4 Zybalov, G. 5 Tanner, A. L.	GERMANY KO PAKISTAN GHANA 1st Round 2'48" FIJI KOREA JAPAN U.S.S.R. AUSTRALA
Ros, Giuseppe	ITALY	Red—Mariutan, Vasile Blue—Ros, Giuseppe Referee Surkein, R.J. Judges 1 Nussgen, H. 2 Frusca, I. 3 Khalife, E. 4 Kokubo, Kantaro 5 Guellaty, B.	RUMANIA DSQ ITALY 3rd Round 1'27" U.S.A. GERMANY ARGENTIN LEBANON JAPAN TUNISIA
Frazier, Joseph	U.S.A.	Red—McQueen, Athol Ferguson Blue—Frazier, Joseph Referee Kokubo Kantaro Judges 1 Sampila, Kaleva 2 Zybalov, G. 3 Wolf, Achim 4 Neuding, J. 5 McCosh, T.	AUSTRALA RSC U.S.A. 3rd Round 0'40" JAPAN FINLAND U.S.S.R. GERMANY POLAND BRITAIN
Yemelyanov, Vadim	U.S.S.R.	Red—Yemelyanov, Vadim Blue—Lovell, Santiago Alberto Referee Gondre, G. Judges 1 Surkein, R.J. 2 Nussgen, H. 3 Gittins, R.H. 4 Amarteiffio, Godfrey W. 5 Chowdhry, A.	U.S.S.R. KO ARGENTIN 2nd Round 1'59" FRANCE U.S.A. GERMANY BRITAIN GHANA PAKISTAN

Semi Final Matches Oct. 21

Winner	Country	Red	Blue	Referee	Judges	Country	Decision
Huber, Hans	GERMANY	Huber, Hans	Ros, Giuseppe	Kokubo, Kantaro	1 Khalife, E. 2 Amarteiffio, Godfrey W. 3 Guellaty, B. 4 Cooper, Frank 5 Frusca, I.	GERMANY ITALY JAPAN LEBANON GHANA TUNISIA IRELAND ARGENTIN	On Point *59-59 58-59* *60-58 *59-57 *59-58
Frazier, Joseph	U.S.A.	Frazier, Joseph	Yemelyanov, Vadim	Gittins, R.H.	1 Bril, Ben 2 Tillinghast, E.G. 3 Maghraby, K. 4 Chuu, S.J. 5 Gondre, G.	U.S.A. U.S.S.R. BRITAIN NETHLAND BRITAIN U.A.R. KOREA FRANCE	RSC 2nd Round 1'59"

Final Match Oct. 23

Winner	Country	Red	Blue	Referee	Judges	Country	Decision
Frazier, Joseph	U.S.A.	Huber, Hans	Frazier, Joseph	Zybalov, G.	1 Frusca, I. 2 Boamfa, Ion 3 Common, J. H. 4 Sampila, Kaleva 5 Kokubo, Kantaro	GERMANY U.S.A. U.S.S.R. ARGENTIN RUMANIA FIJI FINLAND JAPAN	On Point *60-58 58-60* 59-60* *60-58 *60-58



Heavy-weight Division
Catégorie Poids lourd

- ① J. Frazier (USA)
- ② H. Huber (GER)
- ③ G. Ros (ITA)
- V. Yemelyanov (URS)



Welter-weight Division I. Dabore (NGR) v. P. Purhonen (FIN) (3rd Place)



In the Light-weight Division K. Shiratori (JPN) v. R. Harris (USA) (3rd place)



The site of the Boxing events





In the Heavy-weight Division
J. Frazier (USA)
v. V. Yemelyanov (URS)



**Bantam-weight Division bouts
(above) with (below) the victory
ceremony**

- ① T. Sakurai (JPN)
- ② S. Chung (KOR)
- ③ J. Mendoza (MEX)
W. Rodriguez (URU)





Canoeing=Canotage

International Canoe Federation		Competition Management Committee		Course Umpires	
President	Charles De Coquereumont	Chief Official		L.G. Varooe	AUSTRALA
1st Vice-President	Otto Vorberg	Hans Berglund	SWEDEN	Vaclav Vacek	CZECHSLV
2nd Vice-President	Otto Bonn	Competition Organizer		Robert Vautrin	FRANCE
Secretary-Treasurer	Olov Verner	Fujiki, Hirokiyo	JAPAN	Waclaw Kwasniewski	POLAND
Technical-Delegation	Hans Berglund	Finishing-Line-Judge		Kuwayama, Hokushin	JAPAN
		Sergia Orsi	ITALY	Ito, Isao	JAPAN
		Officials		Konno, Tadao	JAPAN
Japan Canoe Association		Chief Official		Starters	
President :	Hagiwara, Kichitaro	Hans Berglund	SWEDEN	Werner Bohle	GERMANY
Vice-President :	Ishii, Kin-ichiro	Competition Organizer		Frank Henry	AUSTRALA
Secretary-General :	Fujiki, Hirokiyo	Fujiki, Hirokiyo	JAPAN	Ando, Shigeji	JAPAN
		Competition Secretary		Kinoshita, Akira	JAPAN
		Nishikawa, Hoshin	JAPAN	Tamano, Tokio	JAPAN
Jury		Chief Finishing-Line-Judges		Timekeeper	
Chairman		Sergio Orsi	ITALY	Yoshikawa, Kazuo	JAPAN
Charles de Coqueraumont	FRANCE	Finishing-Line-Judges		Measurer	
		Henry Thelen	BRITAIN	Nakamoto, Toshiyuki	JAPAN
Members		Jack Holemans	BELGIUM	Announcer	
Karel Popel	CZECHSLV	Walter Kunne	GERMANY	Tsujino, Akira	JAPAN
Otto Vorberg	GERMANY	Josif Grgic	YUGOSLAV	Press Officials	
Otto Bonn	HUNGARY	Nishikawa, Hoshin	JAPAN	Yoneda, Tadashi	JAPAN
Clov Verner	SWEDEN	Aizawa, Etsu	JAPAN	Hans, Degedrodt	GERMANY
Luigi Grappelli	ITALY	Makino, Shigeru	JAPAN	J.W. Dudderidge	BRITAIN
Viktor Lukation	U.S.S.R.	Saito, Yusaku	JAPAN	V. Rogachev	U.S.S.R.
Hagiwara, Kichitaro	JAPAN	Nakata, Hiroyoshi	JAPAN		
Ishii, Kin-ichiro	JAPAN				

Time Table—Lake Sagami

Heats	Tuesday, October 20th 1964			Semi-Finals	Wednesday, October 21st		
10:00	K-1	Men	H. 1	10:00	K-1	Men	S.F. 1
10:10	K-1	"	H. 2	10:10	K-1	"	S.F. 2
10:20	K-1	"	H. 3	10:20	K-1	"	S.F. 3
10:30	K-1	Women	H. 1	10:30	K-1	Women	S.F.
10:40	K-1	"	H. 2	10:40	C-1	Men	S.F.
10:50	C-1	Men	H. 1	10:50	K-2	"	S.F. 1
11:00	C-1	"	H. 2	11:00	K-2	"	S.F. 2
11:10	K-2	"	H. 1	11:10	K-2	"	S.F. 3
11:20	K-1	"	H. 2	15:00	C-2	Men	S.F.
11:30	C-2	"	H. 1	15:10	K-2	Women	S.F.
11:40	C-2	"	H. 2	15:20	K-2	Men	S.F.
11:50	K-2	Women	H. 1	15:30	K-4	"	S.F.
12:00	K-2	"	H. 2	15:40	K-4	"	S.F.
12:10	K-4	Men	H. 1	(S.F. : Semi-Finals)			
12:20	K-4	"	H. 2	Finals	Thursday, October 22nd		
15:00	K-1	Men	R.H. 1	14:00	K-1	Men	
15:10	K-1	"	R.H. 2	14:20	K-1	Women	
15:20	K-2	"	R.H. 1	14:40	C-1	Men	
15:30	K-2	"	R.H. 2	15:00	K-2	Men	
15:40	K-4	"	R.H. 1	15:20	C-2	Men	
15:50	K-4	"	R.H. 2	15:40	K-2	Women	
				16:00	K-4	Men	

(H. : Heats R.H. : Rep. heats)

Men 1000 m K-1—Kayak Mono 19 countries 19 competitors Dns—4

Previous Olympic Winners

1936	G. H. Hradetzky	AUSTRIA	4'22"09	1956	G. Fredriksson	SWEDEN	4'12"08
1948	G. Fredriksson	SWEDEN	4'33"02	1960	E. Hansen	DENMARK	3'53"00
1952	G. Fredriksson	SWEDEN	4'07"09				

Oct. 20

Elimination Heat 1

Place	Country	Name	Time
1 *	DENMARK	Hansen, Erik Rosendahl	4'00"58
2 *	HUNGARY	Hesz, Mihaly	4'02"90
3 *	SWEDEN	Peterson, Rolf	4'04"27
4	NETHLAND	Geurts, Antonius Johannes	4'10"68
5	FINLAND	Nummist, Ilkka Kalevi	4'14"34
6	JAPAN	Shigashiyama, Hideo	4'17"47
Dns	AUSTRALA	Coles, Philip Walter	

Elimination Heat 3

Place	Country	Name	Time
1 *	POLAND	Szuskiewicz, Wladyslaw	4'06"48
2 *	BRITAIN	Wilson, Alistair Carmichael	4'09"44
3 *	U.S.S.R.	Pisarev, Igor	4'11"91
Dns	BULGARIA	Todorov, Gerogi Dimitrov	
Dns	ITALY	Zilioli, Cesare	
Dns	BELGIUM	Roels, Rene	

Elimination Heat 2

Place	Country	Name	Time
1 *	RUMANIA	Vernescu, Aurel	4'02"06
2 *	GERMANY	Suhrbier, Erich	4'03"44
3 *	AUSTRIA	Pfaff, Gunther	4'07"65
4	CANADA	Simonyik, Arpad	4'12"48
5	U.S.A.	Ralphs, Tony	4'21"53
6	BOLIVIA	Inchauste, Fernando	5'48"74

Repechage 1

Place	Country	Time
1 *	JAPAN	4'42"93
2 *	NETHLAND	4'45"53
3	U.S.A.	5'09"14

Repechage 2

Place	Country	Time
1 *	CANADA	5'31"18
2 *	FINLAND	5'31"76
3 *	BOLIVIA	6'07"70

*—Qualified for Semi-Finals

Dns—Did not start

Oct. 21

Semi-Final 1

Place	Country	Time
1 *	DENMARK	4'03"00
2 *	GERMANY	4'04"05
3 *	U.S.S.R.	4'09"95
4	JAPAN	4'17"44
Dns	BOLIVIA	

Semi-Final 2

Place	Country	Time
1 *	RUMANIA	4'03"35
2 *	SWEDEN	4'06"97
3 *	BRITAIN	4'07"61
4	CANADA	4'13"59
Dns	U.S.A.	

Semi-Final 3

Place	Country	Time
1 *	AUSTRIA	4'03"53
2 *	HUNGARY	4'04"57
3 *	NETHLAND	4'05"27
4	POLAND	4'08"51
5	FINLAND	4'17"47


*—Qualified for Final

Dns—Did not start

Kayak Singles winners

Les vainqueurs de Kayak mono

- ① R. Peterson (SWE) ② M. Hesz (HUN)
③ A. Vernetcu (RUM)



Final

Place	Lane	Country	Name	Time
1	7	SWEDEN	Peterson, Rolf	3'57"13
2	6	HUNGARY	Hesz, Mihaly	3'57"28
3	4	RUMANIA	Vernescu, Aurel	4'00"77
4	9	GERMANY	Suhrbier, Erich	4'01"62
5	1	AUSTRIA	Pfaff, Gunther	4'03"56
6	2	NETHLAND	Geurts, Antonius Johannes	4'04"48
7	5	DENMARK	Hansen, Erik Rosendahl	4'04"72
8	8	BRITAIN	Wilson, Alistair Carmichael	4'05"80
9	3	U.S.S.R.	Pisarev, Igor	4'07"67

Weather—Cloudy

Wind—2.5 m (SE)

Starter—Bohle, Werner

(GERMANY)

Umpire—Frank, Henry

(AUSTRALA)

1000 m K-2—Kayak bi

16 countries 16 crews Dns—2

Previous Olympic Winners

1936	AUSTRIA	4'03"08
1948	SWEDEN	4'07"03
1952	FINLAND	3'51"01
1956	GERMANY	3'49"06
1960	SWEDEN	3'34"73



Kayak Pairs winners were

Les vainqueurs de Kayak bi

① SWEDEN ② NETHLAND ③ GERMANY

Oct. 20

Elimination Heat 1

Place	Country	Name	Time
1 *	GERMANY	Buker, Heinz Zander, Holger	3'44"25
2 *	HUNGARY	Meszaros, Gyorgy Szollosi, Imre	3'46"14
3 *	ITALY	Beltrami, Cesare Zilioli, Cesare	3'46"43
4	POLAND	Zielinski, Wladyslaw Kaplaniak, Stefan	3'47"71
5	BELGIUM	Roels, Rene Verbrugge, Henri	3'50"07
6	AUSTRALA	Jeffery, Gordan George Powell, Adrian Francis	3'50"42
Dns	YUGOSLAV	Kercov, Aleksander Radmanovic, Stanisa	
Dns	AUSTRIA	Heubusch, Kurt Pfaff, Gunter	

Elimination Heat 2

Place	Country	Name	Time
1 *	RUMANIA	Ivanov, Haralambie Nicoara, Vasile	3'40"57
2 *	NETHLAND	Geurts, Antonius Johannes Hoekstra, Paul Jaon	3'40"67
3 *	SWEDEN	Sjodelius, Sven Olof Ufferberg, Gunnar	3'42"65
4	U.S.S.R.	Kalugin, Erik Khasnov, Ibragim	3'44"66
5	DENMARK	Jensen, Preben Steen Knudsen, Hans Wiggo	3'47"01
6	CANADA	Joo, Gabor Michael, Brown	3'51"57
7	U.S.A.	Ralphs, Tony Grigoleit, Gert Rudolf	3'54"01
8	JAPAN	Kobayashi, Hideo Kashimura, Katsufusa	4'00"94

Repechage 1

Place	Country	Time
1 *	AUSTRALA	3'51"19
2 *	DENMARK	3'51"43
3 *	POLAND	3'52"49
4	U.S.A.	3'54"31

Repechage 2

Place	Country	Time
1 *	U.S.S.R.	3'50"20
2 *	CANADA	3'53"97
3 *	BELGIUM	3'57"27
4	JAPAN	4'03"67

* —Qualified for Semi-finals

Dns—Did not start

Oct. 21

Semi-Final 1

Place	Country	Time
1 *	SWEDEN	3'45"90
2 *	U.S.S.R.	3'46"43
3 *	GERMANY	3'47"46
4	POLAND	3'49"24

Semi-Final 2

Place	Country	Time
1 *	RUMANIA	3'49"02
2 *	DEMARK	3'51"20
3 *	ITALY	3'52"27
4	CANADA	3'52"90

Semi-Final 3

Place	Country	Time
1 *	NETHLAND	3'49"41
2 *	AUSTRALA	3'50"98
3 *	HUNGARY	3'52"15
4	BELGIUM	3'53"66

* —Qualified for Final

Final Start Time 15.06 Oct. 22

Place	Lane	Country	Name	Time	Place	Lance	Country	Name	Time
1	1	SWEDEN	Sjodelius, Sven Olof Utterberg, Gunnar	3'38"54	6	2	ITALY	Beltrami, Cesare Zilioli, Cesare	3'43"55
2	5	NETHLAND	Geurts, Antonius Johannes Hoekstra, Paul Joan	3'39"30	7	4	U.S.S.R.	Kalugin, Erik Khasanov, Ibragim	3'44"19
3	6	GERMANY	Buker, Heinz Zander, Holger	3'40"69	8	7	AUSTRALA	Jeffery, Gordan George Powell, Adrian Francis	3'44"52
4	3	RUMANIA	Ivanov, Haralambie Nicoara, Vasile	3'41"12	9	9	DENMARK	Jensen, Preben Steen Knudsen, Hans Wiggo	3'47"31
5	8	HUNGARY	Meszaros, Gyorgy Szollosi, Imre	3'41"39	Weather—Rainy Starter—Bohle Werner (GERMANY) Wind —.0m (—) Umpire—Frank, Henry (AUSTRALA)				

1000 mK—4==Kayak 4 15 countries 15 crews Dns—1

Note : New event, no previous winner.

Oct. 20

Elimination Heat 1

Place		Country	Name	Time
1	*	RUMANIA	Cuciuc, Simion Turcas, Mihai	3'15"17
2	*	U.S.S.R.	Chuzhikov, Nikolay Ionov, Viacheslav	3'18"24
3	*	HUNGARY	Kemecsey, Imre Szente, Andras	3'18"60
4		NETHLAND	Hoekstra, Paul Joan Weijzen, Guillaume H.	3'21"15
5		POLAND	Jankowiak, Stanislaw Piszc, Rafal Maciej	3'28"14
6		BRITAIN	Lawler, Peter Sidney Palmer, Glenn Ivor	3'28"59
7		AUSTRIA	Heubusch, Kurt Pfaff, Gunther	3'30"54
8		JAPAN	Eto, Izumi Sumimoto, Tomio	3'33"25

Elimination Heat 2

1	*	GERMANY	Perleberg, Gunter Wentzke, Friedhelm	3'17"13
2	*	SWEDEN	Peterson, Rolf Utterberg, Gunnar	3'18"79
3	*	YUGOSLAV	Desancic, Dragan Kercov, Aleksandar	3'20"30
4		AUSTRALA	Coles, Phillip Walter Mc Guire, Denis John	3'21"20
5		ITALY	Agnisetta, Claudio Pedroni, Angelo	3'25"32
6		U.S.A.	Jewell, William Harvey Richards, Walter Charles	3'45"74
Dns		CANADA	Brown, Michael Simonyik, Arpad	

Dns—Did not start

Repechage 1

Place		Country	Time
1	*	NETHLAND	3'21"04
2	*	ITALY	3'21"36
3	*	BRITAIN	3'30"44
4		JAPAN	3'34"68

Repechage 2

Place		Country	Time
1	*	AUSTRALA	3'22"75
2	*	POLAND	3'22"84
3	*	AUSTRIA	3'26"98
4		U.S.A.	3'46"48

* —Qualified for semi-finals

Kayak Fours winners were

Les vainqueurs de Kayak 4 furent

① U.S.S.R. ② GERMANY ③ RUMANIA



Oct. 21

Semi-Final 1

Place	Country	Time
1 *	RUMANIA	3'24"22
2 *	YUGOSLAV	3'27"84
3 *	AUSTRALA	3'29"97
4	BRITAIN	3'33"00

Semi-Final 2

Place	Country	Time
1 *	GERMANY	3'21"01
2 *	HUNGARY	3'24"05
3 *	ITALY	3'24"84
4	POLAND	3'25"43

Semi-Final 3

Place	Country	Time
1 *	U.S.S.R.	3'24"26
2 *	SWEDEN	3'25"23
3 *	NETHLAND	3'25"53
4	AUSTRIA	3'26"05

* —Qualified for final

Final Start Time 16.03 Oct. 22

Place	Lane	Country	Name	Time
1	6	U.S.S.R.	Chuzhikov, Nikolay Ionov, Viacheslav	3'14"67
2	7	GERMANY	Perleberg, Gunter Wentzke, Friedhelm	3'15"39
3	9	RUMANIA	Cuciuc, Simion Turcas, Mihai	3'15"51
4	3	HUNGARY	Kemecsey, Imre Szente, Andras	3'16"24
5	2	SWEDEN	Peterson, Rolf Utterberg, Gunnar	3'17"47
6	1	ITALY	Agnisetta, Claudio Pedroni, Angelo	3'19"32
7	8	NETHLAND	Hoekstra, Paul Joan Weijzen, Guillaume H.	3'19"36
8	5	YUGOSLAV	Desancic, Dragan Kercov, Aleksandar	3'19"79
9	4	AUSTRALA	Coles, Phillip Walter Mc Guire, Denis John	3'21"69

Weather—Rainy Wind—.0 m (—)

Starter—Bohle, Werner (GERMANY)

Umpire—Frank, Henry (AUSTRALA)

1000 m C—1 == **Canadienne Mono** 11 country 11 competitors**Previous Olympic Winners**

1936	F. Amyot	CANADA	5'32"01	1956	L. Rotman	RUMANIA	5'05"03
1948	J. Holecek	CZECHSLV	5'42"00	1960	J. Parti	HUNGARY	4'33"03
1952	J. Holecek	CZECHSLV	4'56"03				

Oct. 20

Elimination Heat 1

Place	Country	Name	Time
1 *	U.S.S.R.	Peniaev, Eugeny	4'41"06
2 *	HUNGARY	Toro Andras	4'42"31
3 *	BULGARIA	Mussev, Bogdan Antonov	4'48"39
4	CANADA	Stahl, Paul	5'08"28
5	U.S.A.	Van Valkenburgh, D. A.	5'12"63
6	AUSTRALA	Wasmer, Fred	5'26"80

Elimination Heat 2

Place	Country	Name	Time
1 *	GERMANY	Eschert, Jurgen	4'36"92
2 *	RUMANIA	Igorov, Andrei	4'39"57
3 *	SWEDEN	Emanuelsson, Ove	4'46"73
4	JAPAN	Yoshio, Shoji	5'05"11
5	CZECHSLV	Jiran, Jan	5'18"33

* —Qualified for final

Canadian Singles winners were

Les vainqueurs de Canadienne mono furent

- ① J. Eschert (GER)
 ② A. Igorov (RUM)
 ③ E. Peniaev (URS)



Oct. 21

Semi-Final 1

Place	Country	Time
1 *	CANADA	4'55"79
2 *	CZECHSLV	4'58"59
3 *	U.S.A.	5'00"34
4	JAPAN	5'00"88
5	AUSTRALA	5'16"40

* —Qualified for final

Final Start Time 14.45

Oct. 22

Place	Lane	Country	Name	Time
1	6	GERMANY	Eschert, Jurgen	4'35"14
2	7	RUMANIA	Igorov, Andrei	3'47"89
3	4	U.S.S.R.	Peniaev, Eugeny	4'38"31
4	3	HUNGARY	Toro, Andras	4'39"95
5	8	SWEDEN	Emanuesson, Ove	4'42"70
6	5	BULGARIA	Mussev, Bogdan Antonov	4'44"76
7	1	CANADA	Stahl, Paul	5'04"79
8	9	U.S.A.	Van Valkenburgh, D.A.	5'12"55
9	2	CZECHSLV	Jiran, Jan	5'40"00

Weather—Rainy Wind— .0 m(—)

Starter—Bohle, Werner (GERMANY)

Umpire—Ito, Isao (JAPAN)

Canadian Pairs winners

Les vainqueurs de Canadienne bi

① U.S.S.R. ② FRANCE

③ DENMARK

**1000 mC—2=Canadienne Bi** 12 country 12 crews**Previous Olympic Winners**

1936	CZECHSLV	4'50"01	1956	RUMANIA	4'47"04
1948	CZECHSLV	5'07"01	1960	U.S.S.R.	4'17"04
1952	DENMARK	4'38"03			

Oct. 20

Elimination Heat 1

Place	Country	Name	Time
1 *	U.S.S.R.	Khimich, Andrey Oschepov Stepan	4'08"05
2 *	FRANCE	Boudehen, Jean Chapuis, Michel	4'10"26
3 *	DENMARK	Norrbohm Nielsen, Peer Sorensen, John Rungsted	4'11"34
4	HUNGARY	Hajba, Antal Soltesz, Arpad	4'12"54
5	CZECHSLV	Houzim, Miloslov Penkava, Rudolf	4'28"81
6	U.S.A.	Jr. Orourke, James Jerome Dronzek, Joseph Francis	4'51"65

* —Qualified for final

Elimination Heat 2

Place	Country	Name	Time
1 *	GERMANY	Bohle, Klaus Lewe, Detlef	4'12"37
2 *	RUMANIA	Lipalit, Igor Sidorov, Achim	4'12"81
3 *	FINLAND	Makinen, Kari Narjanen, Rudolf	4'21"41
4	CANADA	Elbert, Andor Heese, Fred	4'23"40
5	JAPAN	Iwamura, Shunichi Honda, Daisaburo	4'25"86
6	AUSTRALA	Wasmer, Fred Juricskay, Vid	4'45"23

Oct. 21

Semi-Final

Place	Country	Time
1 *	HUNGARY	4'35"30
2 *	CANADA	4'38"18
3 *	CZECHSLV	4'38"79
4	JAPAN	4'40"54
5	U.S.A.	4'51"98
6	AUSTRALA	5'04"05

* —Qualified for final

Final Start Time 15.24

Oct. 22

Place	Lane	Country	Name	Time
1	8	U.S.S.R.	Khimich, Andrey Oschepkov, Stepan	4'04"65
2	9	FRANCE	Boudehen, Jean Chapuis, Michel	4'06"52
3	7	DENMARK	Norrbohm Nielsen, Peer Sorensen, John Rungsted	4'07"48
4	3	HUNGARY	Hajba, Antal Soltesz, Arpad	4'08"97
5	1	RUMANIA	Lipalit, Igor Sidorov, Achim	4'09"88
6	6	GERMANY	Bohle, Klaus Lews, Detlef	4'13"18
7	4	CANADA	Elbert, Andor Heese, Fred	4'21"99
8	5	CZECHSLV	Houzim, Miloslav Penkava, Rudolf	4'22"89
9	2	FINLAND	Makinen, Kari Narjanen, Rudolf	4'23"02

Weather—Rainy

Wind— .0 m(—)

Starter—Bohle, Werner

(GERMANY)

Umpire—Ito, Isao

(JAPAN)

Women 500 m K—1—Kayak Mono, Femme

13 countries

13 competitors

Previous Olympic Winners

1948	K Hoff	DENMARK	2'31"09
1952	S. Saimo	FINLAND	2'18"04
1956	E. Dementjeva	U.S.S.R.	2'18"09
1960	A. Seredina	U.S.S.R.	2'08"08

Elimination Heat 1 Oct. 20

Place	Country	Name	Time
1 *	RUMANIA	Lauer, Hilde	2'10"91
2 *	GERMANY	Felten, Elke	2'11"94
3 *	AUSTRIA	Spitz, Hanneliese	2'12"14
4	CZECHSLV	Hradilova, Zdenka	2'13"56
5	HUNGARY	Roka, Maria	2'13"74
6	BRITAIN	Tucker, Marianne	2'14"37
7	AUSTRALA	Buck, Margaret Elison	2'31"19

Elimination Heat 2

Place	Country	Name	Time
1 *	U.S.S.R.	Khvedosiuk, Ludmila	2'10"38
2 *	U.S.A.	Jones, Marcia Ingram	2'11"50
3 *	SWEDEN	Ljungdahl, Else-Marie	2'12"82
4	BULGARIA	Russeva, Nicolina	2'13"26
5	POLAND	Pilecka, Daniela	2'13"38
6	DENMARK	Hansen, Birthe Lindskov	2'14"02

*—Qualified for final

Women's Kayak Singles
event was won by
L'épreuve femmes de Kayak
mono fut gagnée par

① L. Khvedosiuk (URS)

② H. Lauer (RUM)

③ M. Jones (USA)



Oct. 21

Semi-Final 1

Place	Country	Time
1 *	HUNGARY	2'14"63
2 *	POLAND	2'14"71
3 *	DENMARK	2'15"28
4	BULGARIA	2'15"49
5	BRITAIN	2'16"56
6	CZECHSLV	2'16"63
7	AUSTRALA	2'21"00

* —Qualified for final

500 m K—2==Kayak Bi, Femme 10 countries 10 crews

Previous Olympic Winners

1960 U.S.S.R. 1'54"76

Final Oct. 20

Elimination Heat 1

Place	Country	Name	Time
1 *	DENMARK	Hansen, Birthe Lindskov Werner-Hansen, Anni Marie	1'58"99
2 *	U.S.A.	Fox, Francine Anne Perrier, Gloriane Aurore	1'59"69
3 *	SWEDEN	Ljungdahl, Else-Marie Sisth, Eva	2'00"16
4	AUSTRALA	Buck, Margaret Elison Wagg, Lynette Ann	2'08"43
5	JAPAN	Oshima, Hiroko Okamoto, Keiko	2'14"53

Elimination Heat 2

Place	Country	Name	Time
1 *	GERMANY	Esser, Roswitha Zimmermann, Annemie	1'56"66
2 *	RUMANIA	Lauer, Hilde Sideri, Cornelia	1'57"69
3 *	U.S.S.R.	Gruzintseva, Nina Seredina, Antonina	1'58"81
4	HUNGARY	Benko, Katalin Roka, Maria	2'02"19
5	POLAND	Antonowicz, Izabella Pilecka, Daniela	2'05"86

* —Qualified for final

Women's Kayak Pairs winners

Les vainqueurs de femmes de Kayak bi

① GERMANY ② U.S.A ③ RUMANIA

Final Start Time 14.26 Oct. 22

Place	Lane	Country	Name	Time
1	5	U.S.S.R.	Khvedosiuk, Ludmila	2'12"87
2	4	RUMANIA	Lauer, Hilde	2'15"35
3	2	U.S.A.	Jones, Marcia Ingram	2'15"68
4	9	GERMANY	Felten, Elke	2'15"94
5	1	SWEDEN	Ljungdahl, Else-Marie	2'16"00
6	8	AUSTRIA	Spitz, Hanneliese	2'16"11
7	7	POLAND	Pilecka, Daniela	2'17"52
8	3	HUNGARY	Roka, Maria	2'17"85
9	6	DENMARK	Hansen, Birthe Lindskov	2'18"21

Weather—Cloudy Wind—1.0 m (S)

Starter—Bohle, Werner (GERMANY)

Umpire—Frank, Henry (AUSTRALA)

Oct. 21

Semi-Final 1

Place	Country	Time
1 *	HUNGARY	2'06"90
2 *	POLAND	2'11"02
3 *	AUSTRALA	2'14"61
4	JAPAN	2'18"39

* —Qualified for final

Final Start Time 15.48 Oct. 22

Place	Lane	Country	Name	Time
1	9	GERMANY	Esser, Roswitha Zimmermann, Annemie	1'56"95
2	3	U.S.A.	Fox, Francine Anne Perrier, Gloriane Aurore	1'59"16
3	4	RUMANIA	Lauer, Hilde Sideri, Cornelia	2'00"25
4	2	U.S.S.R.	Gruzintseva, Nina Seredina, Antonina	2'00"69
5	5	DENMARK	Hansen, Birthe Lindskov Werner-Hansen, Anni Marie	2'00"88
6	6	SWEDEN	Ljungdahl, Else-Marie Sisth, Eva	2'02"24
7	7	HUNGARY	Benko, Katalin Roka, Maria	2'03"67
8	1	POLAND	Antonowicz, Izabella Pilecka, Daniela	2'04"31
9	8	AUSTRALA	Buck, Margaret Elison Wagg, Lynette Ann	2'10"70

Weather—Rainy Wind— .0 m(—)

Starter—Bohle, Werner (GERMANY)


Umpire—Ito, Isao (JAPAN)





The men's Kayak Singles ceremony won by R. Peterson (SWE) with M. Hesz (HUN) 2 and A. Vernescu (RUM) 3

The start of a Canoe race (below)





Kayak Singles winners with R. Peterson (19) (SWE) and M. Hesz (13) (HUN)

Kayak Four





Kayak Pairs



Canadian Singles with the winner J. Eschert (GER)



Women's Kayak Singles



Women's Kayak Singles winner L. Khvedosiuk (URS)

H. Lauer (RUM) came second in the women's Kayak Singles





Cycling=Cyclisme

Union Cycliste Internationale

President Adriano Rodoni
 Secrétaire Rene Chesal

Commissaire International

Louis Dauge
 Walter Stampfli
 Juliano Pacciarelli
 Jean Wouters
 Philippe Potin

Jury D'Appel

Adriano Rodoni
 Albert Verougstraete
 Rene Chesal
 Juge en chef Louis Dauge

Japan Amateur Cycling Federation

President Takaishi, Shingoro
 Vice President Inoue, Aiichi
 Isomura, Eiichi
 Yasui, Ken

Secretary Officials

Akatsuka, Isamu
 Imai, Haruo
 Okazawa, Yoshio
 Goho, Kenichiro
 Honda, Tadao
 Satake, Kazunobu
 Miyazaki, Keitaro
 Yasuda, Hitoshi
 Aoi, Enzo
 Tajima, Yoshiji
 Koide, Taiki
 Kobayashi, Matsuo
 Yashiki, Tsuneo
 Oiwake, Hitoshi
 Sekido, Shinichiro
 Oba, Awaji
 Ishiyama, Tokusaburo
 Sato, Unji
 Endo, Seisuke
 Hirata, Chushin
 Takasaki, Yonekichi
 Matsuzaki, Shoji
 Horie, Nobuhiko
 Sasaki, Uemon
 Tsukioka, Asataro
 Wakatsuki, Hisao
 Shirai, Shigeru
 Inomata, Ichiji
 Kameta, Katsuo
 Hirano, Toshio
 Hoshi, Katsuro
 Shima, Takashi
 Kanbayashi, Yoshiro
 Yoshihara, Atsuo
 Monden, Masaru
 Tanaka, Kiyotoshi
 Sakai, Yoso
 Nihei, Keiichi

Time-Table

Track	Hachioji Velodrome
Friday, October 16th, 1964	
10.00	Individual pursuit, Series.
14.00	1,000 m time trial. Individual pursuit 1/4 Finals.
Saturday, October 17th	
10.00	Scratch race Series & Repechages. Individual pursuit, Semi-finals.
14.00	Scratch race, 1/8 Finals. Individual pursuit Final for 3rd & 4th place. Scratch race, Repechages of 1/8 Final. Individual pursuit Final for 1st & 2nd place.
Sunday, October 18th	
10.00	Scratch race 1/4 Finals, 1st round, 2nd round. Team pursuit, Series. Scratch race belle.
14.00	Scratch race, Semi-finals. 1st & 2nd round. Scratch race belle. Team pursuit 1/4 Finals. Scratch race Final for 3rd & 4th place, 1st round. Scratch race Final for 1st & 2nd place, 1st round. Scratch race Final for 3rd & 4th place, 2nd round. Scratch race Final for 1st & 2nd place, 2nd round. Scratch race belle.

Monday, October 19th	
10.00	Tandem race Series & Repechages. Team pursuit, Semi-finals. Tandem race 1/4 Finals, 1st & 2nd round. Tandem race belle.
Tuesday, October 20th	
14.00	Tandem race Semi-finals, 1st & 2nd round & belle. Team pursuit, Finals for 3rd & 4th place. Tandem race Finals for 3rd & 4th place, 1st round. Tandem race Finals for 1st & 2nd place, 1st round. Team pursuit, Final for 1st & 2nd place. Tandem race Finals for 3rd & 4th place, 2nd round. Tandem race Finals for 1st & 2nd place, 2nd round. Tandem race belle.

Road	Hachioji Road Race Course
Wednesday, October 14th 1964	
10.00	Start of Road team time trial.
Thursday, October 22nd	
10.00	Start of Individual road race.

1,000m Time Trial=1.000m Départ Arrêté Contre la Montre

27 countries 27 competitors (disqualified 1) Oct. 16 Hachioji Velodrome

WR 1'07"27 Gaiardoni, Sante (ITALY) 1960
 OR 1'07"27 Gaiardoni, Sante (ITALY) 1960

Previous Olympic Winners

1928	W. Falk Hansen	DENMARK	1952	R. Mockridge	AUSTRALA
1932	E. Gray	AUSTRALA	1956	L. Faggin	ITALY
1936	A. Van Vliet	NETHLAND	1960	S. Gaiardoni	ITALY
1948	J. Dupont	FRANCE			

Final Classification

Place	No.	Name	Country	200 m	400 m	800 m	1000 m	km/h
1	17	Sercu, Patrick	BELGIUM	17"40	29"59	55"62	1'09"59	51.731
2	91	Pettenella, Giovanni	ITALY	16"65	28"77	55"40	1'10"09	51.362
3	56	Trentin, Pierre	FRANCE	17"83	30"72	57"00	1'10"42	51.121
4	120	Van Der Touw, Pieter C. C.	NETHLAND	16"54	29"41	56"27	1'10"68	50.933
5	33	Pecka, Jiri	CZECHSLV	17"20	29"51	56"32	1'10"70	50.919
6	58	Claesges, Lothar	GERMANY	17"24	29"92	56"44	1'10"86	50.804
7	131	Latocha, Waclaw	POLAND	18"39	30"90	56"99	1'11"12	50.618
8	147	Gibbon, Roger	TRI-TBAG	16"49	29"21	56"54	1'11"19	50.568
9	170	Logunov, Victor	U.S.S.R.	16"77	29"02	56"19	1'11"36	50.448
10	102	Sato, Katsuhiko	JAPAN	16"53	28"87	56"27	1'11"68	50.223
11	44	Ingstrup-Mikkelsen, Jan	DENMARK	17"92	30"44	57"44	1'12"03	49.979
12	5	Vazquez, Carlos Alberto	ARGENTIN	18"59	31"61	58"23	1'12"18	49.875
13	112	Mercado Escareno, Jose	MEXICO	17"27	29"87	57"54	1'12"83	49.436
14	161	Kund, William	U.S.A.	18"60	31"25	58"21	1'12"89	49.389

**1,000m Time Trial winners**

Les vainqueurs des 1,000m départ arrêté contre la montre

① P. Sercu (BEL) ② G. Pettenella (ITA)

③ P. Trentin (FRA)

Right is R. Sercu during the race

A droite, R. Sercu pendant la course



15	19	Stefanov, Stefan Kirev	BULGARIA	17"89	30"81	58"16	1'13"06	49.274
16	13	Paris, Richard Ian	AUSTRALA	19"42	31"86	58"61	1'13"27	49.133
17	73	Whitfield, Roger Cyril	BRITAIN	18"13	30"55	57"99	1'13"29	49.119
18	77	Habony, Ferenc	HUNGARY	18"15	31"52	59"80	1'14"48	48.335
19	25	Bustos Camacho, Eduardo	COLOMBIA	18"38	31"48	59"81	1'15"05	47.968
20	150	Almada, Oscar	URUGUAY	18"65	32"50	1'01"51	1'17"17	46.650
21	141	Chullamondhol, Preeeda	THAILAND	18"40	31"59	1'01"45	1'18"06	46.118
22	20	Tan Thol	CAMBODIA	19"68	33"27	1'02"15	1'18"20	46.035
23	124	Hafeez, Muhammad	PAKISTAN	20"09	33"79	1'02"73	1'18"50	45.859
24	105	Ng, Joo Pong	MALAYSIA	19"55	33"48	1'04"16	1'20"68	44.620
25	175	Nen, Tran Van	VIET-NAM	19"22	34"75	1'05"40	1'21"58	44.128
26	81	Gill, Dalbir Singh	INDIA	20"29	34"48	1'04"82	1'21"62	44.106
Ret.	138	Shue, Ming Shyh	TAIWAN					
Weather—Fine		Wind—2.0 m (S)						

4,000 m Team Pursuit Race===4.000 m Course Poursuite, Equipe 18 countries 18 teams Hachioji Velodrome

WB 4'26"60 W. GERMANY 1962

Previous Olympic Winners

1903	BRITAIN	1936	FRANCE
1920	ITALY	1948	FRANCE
1924	ITALY	1952	ITALY
1928	ITALY	1956	ITALY
1932	ITALY	1960	ITALY

Elimination Heats Oct. 19

Race No.	Place	Country	Name	Time	km/h	
1	1	GERMANY	58 Claesges, Lothar	59 Henrichs, Karl-Heinz	4'42"28 51.013	
			60 Link, Karl	61 Streng, Ernst		
	Qfr	BRITAIN	67 Bull, Trevor Geoffrey	68 Jackson, Harry Kenneth		
			69 Porter, Hugh William	70 Sandy, Brian		
2	1	ITALY	90 Roncaglia, Luigi	86 Mantovani, Vincenzo	4'39"06 51.601	
			87 Rancati, Carlo	88 Testa, Franco		
	2	ARGENTIN	1 Alvarez, Carlos	2 Contreras, Ernesto		4'44"66 50.586
			3 Merlos, Juan Alberto	4 Trillo, Alberto		
3	1	U.S.S.R.	195 Latsis, Zintars	166 Kolumbet, Leonid	4'43"76 50.747	
			167 Moskvina, Stanislav	168 Tereschenkov, Sergey		
	2	FRANCE	57 Varga, Robert	47 Cuch, Christian		4'50"62 49.549
			48 Pare, Joseph	49 Suire, Jacques		
4	1	DENMARK	38 Hansen, Bent Kurt	39 Isaksson, Preben	4'46"97 50.179	
			40 Johansen, Alf	41 Vid Stein, Kurt		
	2	CZECHSLV	31 Daller, Jiri	32 Kriz, Antonin		4'47"04 50.167
			33 Pecka, Jiri	34 Rezac, Frantisek		
5	1	AUSTRALA	7 Brislin, Kevin Jamea	8 Baird, Robert Alexander	4'44"90 50.544	
			9 Browne, Victor George	10 Vogels, Hendrikus A. M.		
	2	NETHLAND	115 Koel, Gerard Hendrik	196 Cornelisse, Hendrik J. W.		4'45"33 50.467
			117 Oudkerk, Jacob	118 Schuurin, Cornelis		

Weather—Fine Wind—2.0 m (SE)

6	1	U.S.A.	155	Wolf, Hans Joachim	156	Martin, Oliver	5'01"41	47.775
			157	Nelsen, Donald Robert	158	Uhrlass, Arnold H.		
	2	BELGIUM	180	Heuvelmans, Leopold	181	De Neve, Roland	5'04"25	47.329
			182	Van De Rijse, Roland	183	Van Vlierberghe, Albert		
7	1	THAILAND	141	Chullamondhol, Preeda	142	Chantarasamriti, Somchai	5'31"52	43.436
			143	Krisansuwan, Smaisuk				
	2	PAKISTAN	122	Ashique, Muhammad	123	Bux, Lal	5'38"77	42.506
			124	Hafeez, Muhammad	125	Shaffi, Muhammad		
8	Wbp	JAPAN	96	Hotogi, Norio	97	Ito, Fujio	4'55"04	48.804
			98	Takahashi, Kosaku	99	Yamafuji, Hiromi		
	Dsq	INDIA	80	Billing, Amar Singh	81	Gill, Dalbir Singh		
			82	Heri, Chetan Singh	84	Sokhi, Amar Singh		
9	Ret	URUGUAY	150	Almada, Oscar	151	Etchebarne, Ruben		
			152	Juarez, Elio	153	Timon, Juan Jose		
	Ret	MALAYSIA	105	Ng, Joo Pong	106	Choy, Mow Thim		
			107	Rosli, N. A.	108	Kamsari, Salam		

Weather—Fine Wind—5.0 m (NE)

Note Qfr—Qualified For Re-Race Wbp—Won By Pursuing Ret—Retired Dsq—Disqualified

Re-Races

Race No.	Place	Country				Time	km/h	
1	1	BRITAIN	67	Bull, Trevor Geoffrey	68	Jackson, Harry Kenneth	4'47"67	50.057
			69	Porter, Hugh William	70	Sandy, Brian		

Quarter-Finals Oct. 19

Race No.	Place	Country				Time	km/h	
1	1	* ITALY	90	Roncaglia, Luigi	86	Mantovani, Vincenzo	4'37"58	51.874
			87	Rancati, Carlo	88	Testa, Franco		
	2	CZECHSLV	31	Daller, Jiri	32	Kriz, Antonin	4'45"68	50.406
			33	Pecka, Jiri	34	Rezac, Frantisek		
2	1	* GERMANY	58	Claesges, Lothar	59	Henrichs, Karl-Heinz	4'36"98	51.989
			60	Link, Karl	61	Streng, Ernst		
	2	DENMARK	38	Hansen, Bent Kurt	39	Isaksson, Preben	4'43"58	50.779
			40	Johansen, Alf	41	Vid Stein, Kurt		
3	1	* NETHLAND	115	Koel, Gerard Hendrik	196	Cornelisse, Hendrik J. W.	4'40"41	51.353
			117	Oudkerk, Jacob	118	Schuuring, Cornelis		
	2	U.S.S.R.	195	Latsis, Zintars	166	Kolumbet, Leonid	4'41"70	51.118
			167	Moskvin, Stanislav	168	Tereschenkov, Sergey		
4	1	* AUSTRALA	7	Brislin, Kevin Jamea	8	Baird, Robert Alexander	4'41"58	51.139
			9	Browne, Victor George	10	Vogels, Hendrikus A. M.		
	2	ARGENTIN	1	Alvarez, Carlos	2	Contreras, Ernesto	4'45"74	50.395
			3	Merlos, Juan Alberto	4	Trillo, Alberto		

* —Qualified For Semi-Finals

Semi-Finals Oct. 21

Race No.	Place	Country				Time	km/h	
1	1	* GERMANY	58	Claesges, Lothar	59	Henrichs, Karl-Heinz	4'38"19	51.763
			60	Link, Karl	61	Streng, Ernst		
	2	AUSTRALA	7	Brislin, Kevin Jamea	8	Baird, Robert Alexander	4'40"28	51.377
			9	Browne, Victor George	10	Vogels, Hendrikus A. M.		
2	1	* ITALY	90	Roncaglia, Luigi	86	Mantovani, Vincenzo	4'37"98	51.802
			87	Rancati, Carlo	88	Testa, Franco		
	2	NETHLAND	115	Koel, Gerard Hendrik	196	Cornelisse, Hendrik J. W.	4'41"02	51.241
			117	Oudkerk, Jacob	118	Schuuring, Cornelis		

* —Qualified For Final For 1st and 2nd Places

Finals Oct. 21

Race No.	Place	Country				Time	km/h	
Final For	1	GERMANY	58	Claesges, Lothar	59	Henrichs, Karl-Heinz	4'35"67	52.236
1st Place			60	Link, Karl	61	Streng, Ernst		
	2	ITALY	90	Roncaglia, Luigi	86	Mantovani, Vincenzo	4'35"74	52.223
			87	Rancati, Carlo	88	Testa, Franco		
Final For	1	NETHLAND	115	Koel, Gerard Hendrik	196	Cornelisse, Hendrik J. W.	4'38"99	51.614
3rd Place			117	Oudkerk, Jacob	118	Schuuring, Cornelis		
	2	AUSTRALA	7	Brislin, Kevin Jamea	8	Baird, Robert Alexander	4'39"42	51.535
			9	Browne, Victor George	10	Vogels, Hendrikus A. M.		

The 4,000 m Team winners

Les vainqueurs de 4.000 m course
poursuite par équipe

- ① GERMANY ② ITALY
③ NETHLAND

**4,000 m Individual Pursuit Race—4.000m Course Poursuite, Individuelle**

27 countries 27 competitors Hachioji Velodrome

WB 4'51"20 Looy, Van (BELGIUM) 1962

Elimination Heats Oct. 16

Race No.	Place	Name	Country	Time	km/h
1	1	121 Groen, Tiemen	NETHLAND	4'57"48	48.406
	2	69 Porter, Hugh William	BRITAIN	5'03"16	47.499
2	1	31 Daller, Jiri	CZECHSLV	5'00"55	47.912
	2	65 Spiegelberg, Lothar	GERMANY	5'04"60	47.275
3	1	18 Van Loo, Herman	BELGIUM	5'07"22	46.871
	2	16 Hine, Richard John	AUSTRALA	5'16"55	45.490
4	1	93 Ursi, Giorgio	ITALY	5'01"41	47.775
	2	133 Jozefowicz, Lucjan	POLAND	5'05"01	47.211
5	1	167 Moskvín, Stanislav	U.S.S.R.	5'05"67	47.109
	2	57 Varga, Robert	FRANCE	5'14"57	45.776
6	1	39 Isaksson, Preben	DENMARK	5'01"88	47.701
	2	151 Etchebarne, Ruben	URUGUAY	5'17"11	45.410
7	1	99 Yamafuji, Hiromi	JAPAN	5'17"57	45.344
	2	30 Rodriguez Gutierrez, M. E.	COLOMBIA	5'17"77	45.315

8	1	22	Khen Son	CAMBODIA	6'05"87	39.358
	Ret	76	Chow, Kwong Choi	HONGKONG		
9	Wbp	84	Sokhi, Amar Singh	INDIA	5'56"98	40.338
	Dsq	111	Tjow, Choon Boon	MALAYSIA		
10	1	149	Cassidy, Ronald	TRI-TBAG	5'35"64	42.903
	2	143	Krisansuwan, Smaisuk	THAILAND	6'00"76	39.915
11	Wbp	164	Cutting, Harry Warren III	U.S.A.	5'25"59	44.227
	Dsq	175	Nen, Tran Van	VIET-NAM		
12	Wbp	114	Duque Garza, Antonio	MEXICO	5'19"98	45.002
	Dsq	122	Ashique, Muhammad	PAKISTAN		

Weather—Fine Wind—1.0 m (S)

Note Dsq—Disqualified Wbp—Won By Pursuing Ret—Retired

Quarter-Finals Oct. 16

Race No.	Place		Name	Country	Time	km/h
1	1	* 121	Groen, Tiemen	NETHLAND	4'59"59	48.065
	2	167	Moskvin, Stanislav	U.S.S.R.	5'02"27	47.639
2	1	* 31	Daller, Jiri	CZECHSLV	5'00"70	47.888
	2	133	Jozefowicz, Lucjan	POLAND	5'07"08	46.893
3	1	* 93	Ursi, Giorgio	ITALY	5'02"43	47.614
	2	65	Spiegelberg, Lothar	GERMANY	5'09"84	46.475
4	1	* 39	Isaksson, Preben	DENMARK	5'01"13	47.819
	2	69	Perter, Hugh William	BRITAIN	5'04"66	47.264

Weather—Fine Wind—2.0 m (S)

* —Qualified For Semi-Finals

Semi-Finals Oct. 17

Race No.	Place		Name	Country	Time	km/h
1	1	* 93	Ursi, Giorgio	ITALY	4'56"64	48.543
	2	121	Groen, Tiemen	NETHLAND	5'01"36	47.783
2	1	* 31	Daller, Jiri	CZECHSLV	4'59"97	48.004
	2	39	Isaksson, Preben	DENMARK	5'02"23	47.644

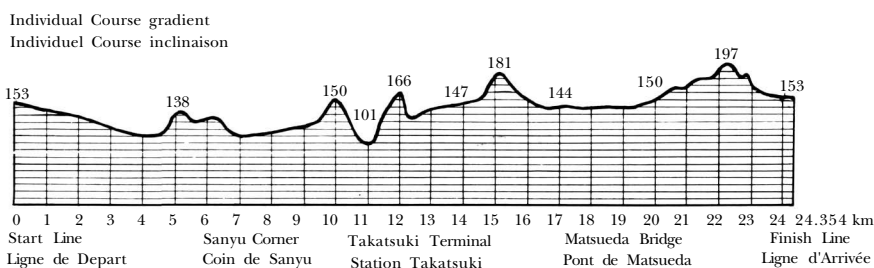
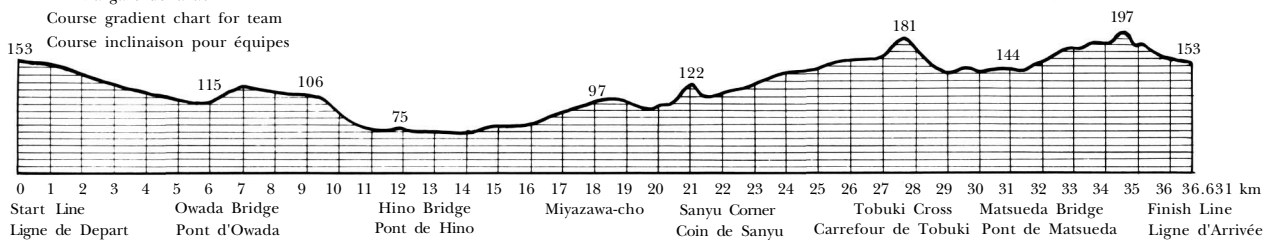
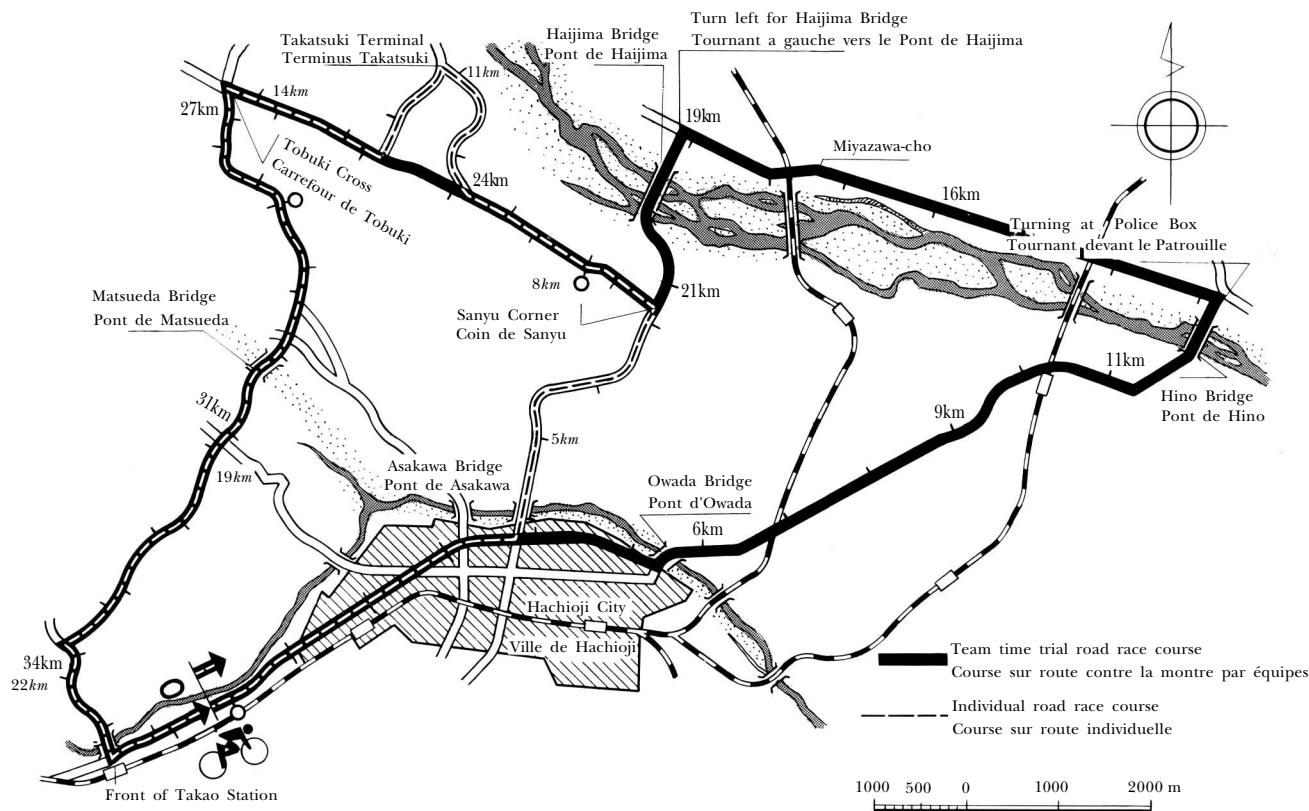
*—Qualified For Final For 1st and 2nd Places

Finals Oct. 17

Race No.	Place		Name	Country	Time	km/h
Final For	1	31	Daller, Jiri	CZECHSLV	5'04"75	47.251
1st Place	2	93	Ursi, Giorgio	ITALY	5'05"96	47.064
Final For	1	39	Isaksson, Preben	DENMARK	5'01"90	47.697
3rd Place	2	121	Groen, Tiemen	NETHLAND	5'04"21	47.335

Weather—Fine Wind—3.0 m (SE)

Team Time Trial and Individual Road Race Course
Course sur Route Carrefour la Montre par Equipes et Individuel



Individual Road Race (194.832 km) — Epreuve sur Route Contre la Montre, Individuelle

37 countries 139 competitors Hachioji Road Race Course Oct. 22

Previous Olympic Winners

1896	A. Konstantides (87 km)	GREECE	1932	A. Pavesi	ITALY
	A. Schmal (315 km)	AUSTRIA	1936	R. Charpentier	FRANCE
1906	Vast	FRANCE	1948	J. Beyaert	FRANCE
1912	R. Lewis	S. AFRICA	1952	A. A. Noyelle	BELGIUM
1920	E. H. Stenqvist	SWEDEN	1956	E. Baldini	ITALY
1924	A. Blanchonnet	FRANCE	1960	V. Kapitonov	U.S.S.R.
1928	H. Hansen	DENMARK			

Final Classification

Place		Name	Country	Time	km/h
1	72	Zanin, Mario	ITALY	4°39'51"63	41.770
2	28	Rodian, Kjell Akerstrom	DENMARK	4°39'51"65	41.770

3	9	Godefroot, Walter	BELGIUM	4°39'51"74	41.770
4	4	Bilney, Raymond V.	AUSTRALA	4°39'51"74	41.770
5	133	Lopez, Jose	SPAIN	4°39'51"74	41.770
6	178	Peffgen, Wilfried	GERMANY	4°39'51"74	41.770
7	137	Pettersson, Gosta A. R.	SWEDEN	4°39'51"74	41.770
8	3	Delmastro, Delmo	ARGENTIN	4°39'51"74	41.770
9	2	Breppa, Roberto Florencio	ARGENTIN	4°39'51"74	41.770
10	105	Byers, Laurence John	NZEALAND	4°39'51"74	41.770
11	136	Pettersson, Erik Hakan	SWEDEN	4°39'51"74	41.770
12	10	Merckx, Eddy	BELGIUM	4°39'51"74	41.770
13	124	Kudra, Jan	POLAND	4°39'51"74	41.770
14	6	Hollingsworth, Michael F.	AUSTRALA	4°39'51"74	41.770
15	27	Pedersen, Ole Hojlund	DENMARK	4°39'52"74	41.770
16	143	Luthi, Hans	SWITZ	4°39'52"74	41.770
17	107	Johnstone, Richard Davis	NZEALAND	4°39'52"74	41.770
18	11	Swerts, Roger	BELGIUM	4°39'52"74	41.770
19	88	Schleck, Johnny	LUXEMBRG	4°39'51"74	41.770
20	104	Zoet, Hubertus Balthazar	NETHLAND	4°39'51"74	41.770
21	176	Hansen, Flemming Glerup	DENMARK	4°39'51"74	41.770
22	23	Garc, Daniel	CZECHSLV	4°39'51"74	41.770
23	130	Lasa, Jose Manuel	SPAIN	4°39'51"74	41.770
24	54	Juszko, Janos	HUNGARY	4°39'51"74	41.770
25	47	Lewis, Colin	BRITAIN	4°39'51"74	41.770
26	48	West, Terence Henry	BRITAIN	4°39'51"74	41.770
27	102	Karstens, Gerben	NETHLAND	4°39'51"74	41.770
28	69	Andreoli, Severino	ITALY	4°39'51"74	41.770
29	40	Ebert, Burkhard	GERMANY	4°39'51"75	41.770
30	142	Jausli, Erwin	SWITZ	4°39'51"75	41.770
31	46	Harrison, Derek John	BRITAIN	4°39'51"75	41.770
32	134	Diaz, Mariano	SPAIN	4°39'51"75	41.770
33	74	Gimondi, Felice	ITALY	4°39'51"76	41.770
34	131	Marine, Jorge	SPAIN	4°39'51"76	41.770
35	58	Meszaros, Andras	HUNGARY	4°39'51"76	41.770
36	76	Omiya, Masashi	JAPAN	4°39'51"76	41.770
37	8	Boons, Jozef	BELGIUM	4°39'51"76	41.770
38	185	Pfenninger, Louis	SWITZ	4°39'51"76	41.770
39	103	Steevens, Henri	NETHLAND	4°39'51"76	41.770
40	167	Saidkhuzhin, Gainan	U.S.S.R.	4°39'51"76	41.770
41	120	Blawdzin, Andrzej	POLAND	4°39'51"77	41.770
42	183	Pieterse, Johannes A. M.	NETHLAND	4°39'51"77	41.770
43	123	Zielinski, Rajmund	POLAND	4°39'51"77	41.770
44	159	Vazquez, Ricardo	URUGUAY	4°39'51"77	41.770
45	19	Rodriguez Gutierrez, M. E.	COLOMBIA	4°39'51"78	41.770
46	55	Megyerdi, Antal	HUNGARY	4°39'51"78	41.770
47	157	Perez, Francisco	URUGUAY	4°39'51"78	41.770
48	173	Placanica, Ruben	ARGENTIN	4°39'51"78	41.770
49	135	Hamrin, Sven Helge	SWEDEN	4°39'51"79	41.770
50	45	Cowley, Michael Joseph	BRITAIN	4°39'51"79	41.770
51	138	Pettersson, Sture H. V.	SWEDEN	4°39'51"79	41.770
52	43	Rittmeyer, Immo	GERMANY		
53	20	Hernandez Lopez, Pablo E.	COLOMBIA		
54	165	Olizarenko, Anatoly	U.S.S.R.		
55	127	Moiceanu, Gabriel	RUMANIA		
56	184	Ciocan, Constantin	RUMANIA		
57	126	Cosma, Ion	RUMANIA		
58	164	Melikhov, Yury	U.S.S.R.		
59	108	Thomson, Desmond Ronald	NZEALAND		
60	166	Petrov, Alexey	U.S.S.R.		
61	141	Heinemann, Heinz	SWITZ		
62	156	Cencic, Vid	URUGUAY		

63	5	Humphreys, David Brian	AUSTRALA
64	106	Grace, Max William	NZEALAND
65	22	Daller, Jiri	CZECHSLV
66	7	Mc Creadie, Malcolm R.	AUSTRALA
67	18	Gomez Bedoya, Ruben Dario	COLOMBIA
68	24	Rezac, Frantisek	CZECHSLV
69	29	Ritter, Ole P.J.	DENMARK
70	190	Allis, John Cotton	U.S.A.
71	41	Hoffmann, Gunter	GERMANY
72	66	Amini-Sarvar, Mashallah	IRAN
73	122	Magiera, Jan	POLAND
74	56	Maho, Laszlo	HUNGARY
75	96	Soto Soto, Melesio	MEXICO
76	87	Schutz, Edy	LUXEMBRG
77	118	Padilla, Cornelio A.	PHILPINS
78	67	Hosseini, Said-Esmail	IRAN
79	160	Hiltner, Michael Beckwith	U.S.A.
80	68	Poudeh, Akbar	IRAN
81	155	Baridon, Wilde H.	URUGUAY
82	98	Luvsan, Buudai	MONGOLIA
83	95	Coronel Romero, Francisco	MEXICO
84	78	Yamao, Hiroshi	JAPAN
85	75	Akamatsu, Toshiro	JAPAN
86	84	Lee, Sun Bai	KOREA

The Following Competitors did not Finish.

30	Ambaye, Solomon	ETHIOPIA
77	Tsuji, Masanori	JAPAN
86	We, Kyung Yong	KOREA
90	Andrew, Michael	MALAYSIA
100	Tchoijiljav, Samand	MONGOLIA
116	Arceo, Norberto J.	PHILPINS
145	Deng, Chuen Hwai	TAIWAN
163	Montemage, Thomas Ronald	U.S.A.
92	Safarrudin, Zain	MALAYSIA
168	Khoi, Nguyen Van	VIET-NAM
169	Ngan, Nguyen Van	VIET-NAM
32	Negassi, Yemane	ETHIOPIA
94	Diaz Ornelas, Heriberto	MEXICO
188	Esco, Bargoetz, Mario	COLOMBIA
52	Mok, Sau Hei	HONGKONG
93	Lopez, Morales, Moises	MEXICO
31	Guebreyesus, Fisihasion	ETHIOPIA
65	Akhlaghi-Safa, Davoud	IRAN
71	Manza, Ferruccio	ITALY
161	Castilloux, J. Raymond	U.S.A.
81	Ahn, Byung Hoon	KOREA
85	Hwang, Chang Shik	KOREA
91	Hamid, Supaat	MALAYSIA
149	Charernratana, Vitool	THAILAND
151	Sophonpong, Chainarong	THAILAND
51	Chow, Kwong Man	HONGKONG
97	Ianjin, Baatar	MONGOLIA
35	Bazire, Francis Augustin	FRANCE
25	Smolik, Jan	CZECHSLV
89	Stephen, Lim Tian San	MALAYSIA
119	Romeo, Arturo M.	PHILPINS
171	Sau, Pham Van	VIET-NAM
33	Salimbeni Mikael Karmelo	ETHIOPIA
34	Aimar, Lucien	FRANCE
115	Toda Nishimura, Teofilo	PERU

- 99 Luvsan, Erkhemjamts
- 146 Her, Jong Chau
- 147 Shue, Ming Shyh
- 125 Badara, Gheorghie
- 150 Jirapan, Tarwon
- 170 Nen, Tran Van
- 148 Chillananda, Pakdi
- 50 Chow, Kwong Choi
- 36 Guyot, Bernard
- 37 Raymond, Christian
- 117 Olivares, Daniel A.

- MONGOLIA
- TAIWAN
- TAIWAN
- RUMANIA
- THAILAND
- VIET-NAM
- THAILAND
- HONGKONG
- FRANCE
- FRANCE
- PHILPINS

Weather—Cloudy Wind—2.0m (N)



Individual Road Race winners
Vainqueurs de course individuelle sur route

- ① M. Zanin (ITA) ② K. Rodian (DEN)
- ③ W. Godefroot (BEL)

Below shows the finish of the race
Au-dessous, l'arrivée de la course



Road Team Time Trial—Epreuve sur Route Contre la Montre, Équipe

109.893 km 33 countries 33 teams Hachioji Road Race Course Oct. 14

Previous Olympic Winners

1912	SWEDEN	1936	FRANCE
1920	FRANCE	1948	BELGIUM
1924	FRANCE	1952	BELGIUM
1928	DENMARK	1956	FRANCE
1932	ITALY	1960	ITALY

Place	Country	Name	1st Lap	2nd Lap	3rd Lap	Total	km/h
1	NETHLAND	Dolman, Evert Gerardus Karstens, Gerben Pieterse, Johannes A. M. Zoet, Hubertus Balthazar	49'06"95	48'38"78	48'45"46	2°26'31"19	45.001
2	ITALY	Andreoli, Severino Dalla Bona, Luciano Guerra, Pietro Manza, Ferruccio	48'36"24	48'47"79	49'31"36	2°26'55"39	44.877
3	SWEDEN	Hamrin, Sven Helge Pettersson, Erik Hakan Pettersson, Gosta A. R. Pettersson, Sture H. V.	49'01"39	48'42"38	49'27"75	2°27'11"52	44.795
4	ARGENTIN	Acosta, Hector Breppe, Roberto Florencio Delmastro, Delmo Placanica, Ruben	49'40"69	48'46"29	49'31"67	2°27'58"55	44.558
5	U.S.S.R.	Melikhov, Yury Olizarenko, Anatoly Petrov, Alexey Saidkhuzhin, Gainan	49'19"20	49'22"27	49'45"01	2°28'26"48	44.418
6	FRANCE	Bidault, Marcel-Ernest Chappe, Georgez Desvages, Andre J. L. Wuillemin, Jean-Claude R.	48'34"71	49'16"19	51'01"83	2°28'52"74	44.288
7	DENMARK	Hansen, Flemming Gleerup Petersen, Henning Pedersen, Ole Hojlund Ritter, Ole P. J.	49'27"87	49'26"95	50'15"51	2°29'10"33	44.201
8	SPAIN	Goyeneche, Jose Ramon Lopez, Jose Diaz, Mariano Santamarina, Luis Pedro	50'33"15	50'24"45	49'57"66	2°30'55"26	43.688
9	RUMANIA	Badara, Gheorghe Ciocan, Constantin Cosma, Ion Rusu, Emil	50'38"35	48'55"86	51'48"75	2°31'22"96	43.555
10	URUGUAY	Baridon, Wilde H. Cencic, Vid Perez, Francisco Vazquez, Ricardo	50'34"46	50'15"69	50'46"59	3°31'36"74	43.489
11	POLAND	Blawdzin, Andrzej Beker, Jozef Magiera, Jan Zielinski, Rajmund	49'31"18	49'15"00	52'58"52	2°31'44"70	43.451

12	HUNGARY	Juszko, Janos Meszaros, Andras Maho, Laszlo Stamusz, Ferenc	50'38"21	50'28"03	51'13"72	2°32'19"96	43.284
13	BELGIUM	Heuvelmans, Leopold De Neve, Roland Van De Rijse, Roland Van Vlierberghe, Albert	50'36"69	51'19"25	50'58"46	2°32'54"40	43.121
14	GERMANY	Ebert, Burkhard Hoffmann, Gunter Glemser, Peter Rittmeyer, Immo	50'17"82	50'27"45	52'52"18	2°33'37"45	42.920
15	BRITAIN	Addy, Robert Charles Cowley, Michael Joseph Harrison, Derek John Lewis, Colin	50'24"15	50'21"61	53'46"18	2°34'31"94	42.667
16	SWITZ	Jaisli, Erwin Luthi, Hans Pfenninger, Louis Rutschmann, Rene	50'45"45	51'16"22	52'37"52	2°34'39"19	42.634
17	MEXICO	Belmonte Heredia, Adolfo Duque Garza, Antonio Lopez Morales, Moises Remigio Rivera, Porfirio	51'21"34	51'30"26	55'22"95	2°38'14"55	41.667
18	NZEALAND	Byers, Laurence John Candy, William Arthur F. Thomson, Desmond Ronald Johnstone, Richard Davis	51'02"00	52'41"65	54'53"70	2°38'37"35	41.567
19	JAPAN	Kato, Takeshisa Omiya, Masashi Shimura, Yoshio Fukuhara, Hirotsugu	52'07"02	53'17"42	54'48"83	2°40'13"27	41.152
20	U.S.A.	Hiltner, Michael Beckwith Allis, John Cotton Allen, Michael Gary Chowen, Wesley John	53'08"17	52'56"03	54'25"93	2°40'30"13	41.080
21	COLOMBIA	Gomez Bedoya, Ruben Dario Hernandez Lopez, Pablo E. Suarez, Javier Sanchez, Pedro J.	51'56"77	52'20"89	56'42"33	2°40'59"99	40.953
22	IRAN	Akhlaghi-Safa, Davoud Amini-Sarvar, Mashallah Hosseini, Said-Esmail Poudeh, Akbar	54'00"86	54'26"31	55'11"99	2°43'39"16	40.290
23	MONGOLIA	Ianjin, Baatar Luvsan, Buudai Luvsan, Erkhemjamts Tchoijiljav, Samand	54'57"67	56'08"31	57'49"59	2°48'55"57	39.032
24	KOREA	Ahn, Byung Hoon Cho, Sung Hwan Hong, Sung Ik Lee, Sun Bai	53'30"52	58'14"64	1°00'33"23	2°52'18"39	38.266
25	TAIWAN	Deng, Chuen Hwai Her, Jong Chau Shue, Ming Shyh Yang, Rong Hwa	55'54"84	1°57'31"26	1°00'02"49	2°53'28"59	38.008
26	ETHIOPIA	Ambaye, Solomon Guebreyesus, Fisihasion Negassi, Yemane Salimbeni, Mikael Karmelo	55'42"68	58'31"23	59'38"34	2°53'52"25	37.922

27	CAMBODIA	Ret Chhon Khem Son Van Son Yi Yuong	56'38"95	59'40"02	1°00'40"90	2°56'59"87	37.252
28	THAILAND	Ornkerd, Suwan Charernratana, Vitool Jirapan, Tarwon Sophonpong, Chainarong	57'21"74	57'40"67	1°02'02"31	2°57'04"72	37.235
29	PHILPINS	Arceo, Norberto J. Olivares, Daniel A. Padilla, Cornelio A. Romeo, Arturo M.	57'29"47	59'04"94	1°03'24"19	2°59'58"60	36.635
30	HONGKONG	Chow, Kwong Choi Chow, Kwong Man Mok, Sau Hei Watson, Michael John	58'14"08	1°00'33"34	1°04'38"68	3°03'26"10	35.945
31	VIET-NAM	Anh, Huynh Khoi, Nguyen Van Ngan, Nguyen Van Nen, Tran Van	57'40"44	59'19"52	1°11'59"39	3°08'59"35	34.888
32	MALAYSIA	Tjow, Choon Boon Ng, Joo Pong Choy, Mow Thim Rosli, N. A.	1°00'57"37	1°02'40"05	1°08'09"60	3°11'47"02	34.380
Ret.	INDIA	Billing, Amar Singh Gill, Dalbir Singh Heri, Chetan Singh Sokhi, Amar Singh	1°00'54"61				

Weather—Cloudy Wind—3.0 m (NW) Note : Ret.—Retired



Team Road Race winners
Vainqueurs d'équipe de course
sur route

① NETHLAND ② ITALY
③ SWEDEN

Scratch Sprint Race—Vitesse Individuelle 22 countries 39 competitors Hachioji Velodrome Oct. 17

Previous Olympic Winners

1900	G. Taillander	FRANCE	1936	T. Merkens	GERMANY
1906	P. Verri	ITALY	1948	M. Ghella	ITALY
1920	M. Peeters	NETHLAND	1952	E. Sacchi	ITALY
1924	L. Michard	FRANCE	1956	M. Rousseau	FRANCE
1928	R. Beaufrand	FRANCE	1960	S. Gaiardoni	ITALY
1932	J. Van Egmond	NETHLAND			

Heats

Race No.	Place	Name	Country	Time
1	1	* 56 Trentin, Pierre	FRANCE	12"77
	2	173 Chau, Nguyen Van	VIET-NAM	
	3	113 Tellez Gonzalez, Jose L.	MEXICO	
2	1	* 54 Morelon, Daniel	FRANCE	12"84
	2	25 Bustos Camacho, Eduardo	COLOMBIA	
	3	20 Tan Thol	CAMBODIA	
3	1	* 94 Bianchetto, Sergio	ITALY	11"58
	2	124 Hafees, Muhammad	PAKISTAN	
	3	83 Singh, Suchha	INDIA	
4	1	* 17 Sercu, Patrick	BELGIUM	11"67
	2	6 Garcia, Osker	ARGENTIN	
	3	80 Billing, Amar Singh	INDIA	
5	1	* 37 Kucirek, Ivan	CZECHSLV	11"60
	2	147 Gibbon, Roger	TRI-TBAG	
	3	162 Grieco, Alan	U.S.A.	
6	1	* 71 Barton, Karl Edward James	BRITAIN	12"68
	2	78 Bicskey, Richard	HUNGARY	
	Ret	5 Vazquez, Carlos Alberto	ARGENTIN	
7	1	* 91 Pettenella, Giovanni	ITALY	11"40
	2	148 Hoyte, Fitzroy	TRI-TBAG	
	3	21 Tim Phivana	CAMBODIA	
8	1	* 172 Pkhakadze, Omar	U.S.S.R.	12"26
	2	62 Fuggerer, Willi	GERMANY	
	3	45 Pedersen, Peder	DENMARK	
9	1	* 171 Khitrov, Valery	U.S.S.R.	11"54
	2	72 Church, Christopher C.	BRITAIN	
	3	119 De Graaf, Arie	NETHLAND	
10	1	* 102 Sato, Katsuhiko	JAPAN	11"92
	2	112 Mercado Escareno, Jose	MEXICO	
	3	163 Simes, Jackie Weston III	U.S.A.	
11	1	* 14 Harrisson, Thomas	AUSTRALA	11"60
	2	120 Van Der Touw, Pieter C. C.	NETHLAND	
	3	77 Habony, Ferenc	HUNGARY	
12	1	* 29 Vanegas, Jimenez Mario	COLOMBIA	12"09
	2	15 Johnson, Lewis Gordon	AUSTRALA	
	3	132 Zajac, Zbyslaw	POLAND	
13	1	* 64 Schillinger, Ulrich	GERMANY	12"60
	2	42 Fredborg, Niels Christian	DENMARK	
	3	104 Kawachi Tsuyoshi	JAPAN	

Weather—Fine Wind—2.0 m (SE)

* —Qualified For 1/8 Finals

Repechages, Eliminations Oct. 17

Race No.	Place		Name	Country	Time
1	1	*	6 Garcia, Oscar	ARGENTIN	12"16
	2		148 Hoyte, Fitzroy	TRI-TBAG	
	3		113 Tellez Gonzalez, Jose L.	MEXICO	
2	1	*	147 Gibbon, Roger	TRI-TBAG	11"65
	2		104 Kawachi, Tsuyoshi	JAPAN	
	3		21 Tim Phivana	CAMBODIA	
3	1	*	132 Zajac, Zbyslaw	POLAND	12"31
	2		173 Chau, Nguyen Van	VIET-NAM	
	3		80 Billing, Amar Singh	INDIA	
4	1	*	20 Tan Thol	CAMBODIA	13"00
	2		78 Bicskey, Richard	HUNGARY	
	3		72 Church, Christopher C.	BRITAIN	
5	1	*	42 Fredborg, Niels Christian	DENMARK	12"31
	2		162 Grieco, Alan	U.S.A.	
	3		112 Mercado Escareno, Jose	MEXICO	
6	1	*	62 Fuggerer, Willi	GERMANY	12"69
	2		163 Simes, Jackie Weston III	U.S.A.	
7	1	*	45 Pedersen, Peder	DENMARK	11"61
	2		124 Hafeez, Muhammad	PAKISTAN	
8	1	*	119 De Graaf, Arie	NETHLAND	12"21
	2		83 Singh, Suchha	INDIA	
9	1	*	120 Van Der Touw, Pieter C. C.	NETHLAND	12"48
	2		25 Bustos Camacho, Eduardo	COLOMBIA	
10	1	*	15 Johnson, Lewis Gordon	AUSTRALA	12"20
	2		77 Habony, Ferenc	HUNGARY	

Weather—Fine Wind—2.0 m (SE)

*—Qualified For Repechages, Finals Oct. 17

Repechages, Finals

Race No.	Place		Name	Country	Time
1	1	*	132 Zajac, Zbyslaw	POLAND	12"09
	2		6 Garcia, Oscar	ARGENTIN	
2	1	*	42 Fredborg, Niels Christian	DENMARK	12"25
	2		20 Tan Thol	CAMBODIA	
3	1	*	45 Pedersen, Peder	DENMARK	11"91
	2		120 Van Der Touw, Pieter C. C.	NETHLAND	
4	1	*	147 Gibbon, Roger	TRI-TBAG	11"35
	2		119 De Graaf Arie	NETHLAND	
5	1	*	62 Fuggerer, Willi	GERMANY	11"52
	2		15 Johnson, Lewis Gordon	AUSTRALA	

Weather—Fine Wind—2.0 m (SE)

* —Qualified For 1/8 Finals

Chief Judge—Dauge, Louis (FRANCE)

1/8 Finals Oct. 17

Race No.	Place		Name	Country	Time
1	1	*	29 Vanegas Jimenez, Mario	COLOMBIA	12"07
	2		172 Pkhakadze, Omar	U.S.S.R.	
	3		56 Trentin, Pierre	FRANCE	

Weather—Fine Wind—3.0 m (SE)

2	1	*	54 Morelon, Daniel	FRANCE	11"93
	2		42 Fredborg, Niels Christian	DENMARK	
	3		71 Barton, Kari Edward James	BRITAIN	

Weather—Fine Wind—3.0 m (SW)

3	1	*	94 Bianchetto, Sergio	ITALY	11"83
	2		64 Schillinger, Ulrich	GERMANY	
	3		45 Pedersen, Peder	DENMARK	

4	1	*	17	Sercu, Patrick	BELGIUM	11"43
	2		14	Harrisson, Thomas	AUSTRALA	
	3		147	Gibbon, Roger	TRI-TBAG	
5	1	*	132	Zajac, Zbyslaw	POLAND	12"06
	2		171	Khitrov, Valery	U.S.S.R.	
	3		91	Pettenella, Giovanni	ITALY	
6	1	*	62	Fuggerer, Willi	GERMANY	12"15
	2		37	Kucirek, Ivan	CZECHSLV	
	3		102	Sato, Katsuhiko	JAPAN	

Weather—Fine Wind—3.0 m (SE)

* —Qualified For Quarter-Finals

Repechages of 1/8 Finals, Eliminations Oct. 17

Race No.	Place		Name	Country	Time
1	1	*	56 Trentin, Pierre	FRANCE	12"81
	2		71 Barton, Karl Edward James	BRITAIN	
	Ret		147 Gibbon, Roger	TRI-TBAG	
2	1	*	91 Pettenella, Giovanni	ITALY	12"06
	2		64 Schillinger, Ulrich	GERMANY	
	3		42 Fredborg, Niels Christian	DENMARK	
3	1	*	172 Pkhakadze, Omar	U.S.S.R.	11"70
	2		14 Harrisson, Thomas	AUSTRALA	
	3		102 Sato, Katsuhiko	JAPAN	
4	1	*	171 Khitrov, Valery	U.S.S.R.	11"45
	2		37 Kucirek, Ivan	CZECHSLV	
	3		45 Pedersen, Peder	DENMARK	

Weather—Fine Wind—2.0 m (SE)

* —Qualified For Repechages of 1/8 Finals, Finals

Repechages of 1/8 Finals, Finals Oct. 17

Race No.	Place		Name	Country	Time
1	1	*	56 Trentin, Pierre	FRANCE	11"88
	2		171 Khitrov, Valery	U.S.S.R.	
2	1	*	91 Pettenella, Giovanni	ITALY	11"71
	2		172 Pkhakadze, Omar	U.S.S.R.	

Weather—Fine Wind—2.0 m (SE)

* —Qualified For Quarter-Finals

Quarter-Finals Oct. 19

Race No.	Place		Name	Country	1st Trial	2nd Trial	3rd Trial
1	1	*	54 Morelon, Daniel	FRANCE	1	1	
	2		132 Zajac, Zbyslaw	POLAND	2	2	
				Time	12"69	12"18	
2	1	*	94 Bianchetto, Sergio	ITALY	1	1	
	2		29 Vanegas Jimenez, Mario	COLOMBIA	2	2	
				Time	13"00	12"31	
3	1	*	91 Pettenella, Giovanni	ITALY	1	1	
	2		17 Sercu, Patrick	BELGIUM	2	2	
				Time	12"03	11"57	
4	1	*	56 Trentin, Pierre	FRANCE	2	1	1
	2		62 Fuggerer, Willi	GERMANY	1	2	2
				Time	12"52	12"58	12"72

Weather—Cloudy Wind—5.0 m (NE)

* —Qualified For Semi-Finals

Scratch Race showing
G. Pettenella (ITA)
 as he won the event
G. Pettenella (ITA)
 alors qu'il gagne de
 vitesse



Semi-Finals Oct. 19

Race No.	Place	Name	Country	1st Trial	2nd Trial	3rd Trial
1	1	* 91 Pettenella, Giovanni	ITALY	2	Wor	1
	2	56 Trentin, Pierre	FRANCE	1	DSQ	2
				Time	12"89	12"74
2	1	* 94 Bianchetto, Sergio	ITALY	1	2	1
	2	54 Morelon, Daniel	FRANCE	2	1	2
				Time	12"53	11"83

Weather—Fine Wind—5.0 m (SE)

Note : Wor—Won Without Racing Dsq—Disqualified

*—Qualified For Final For 1st and 2nd Places

Finals Oct. 19

Race No.	Place	Name	Country	1st Trial	2nd Trial	3rd Trial
Final For	1	91 Pettenella, Giovanni	ITALY	1	1	
1st Place	2	94 Bianchetto, Sergio	ITALY	2	2	
				Time	13"85	13"69
Final For	1	54 Morelon, Daniel	FRANCE	2	1	1
3rd Place	2	56 Trentin, Pierre	FRANCE	1	2	2
				Time	11"42	11"58

Weather—Fine Wind—2.0 m (SE)

Scratch Race winners
Les vainqueurs de vitesse
 ① **G. Pettenella (ITA)**
 ② **S. Bianchetto (ITA)**
 ③ **D. Morelon (FRA)**



Tandem Sprint Race—Vitesse Tandem

13 countries 13 teams Hachioji Velodrome Oct. 21, 1964

Previous Olympic Winners

1906	BRITAIN	1936	GERMANY
1908	FRANCE	1948	ITALY
1920	BRITAIN	1952	AUSTRALA
1924	FRANCE	1956	AUSTRALA
1928	NETHLAND	1960	ITALY
1932	FRANCE		

Heats


Race No.	Place	Country	Name	Time
1	1	* ITALY	89 Damiano, Angelo	11"00
			94 Bianchetto, Sergio	
	2	MEXICO	112 Mercado Escareno, Jose 113 Tellez Gonzalez, Jose L.	
2	1	* HUNGARY	78 Bicskey, Richard	10"97
			77 Habony, Ferenc	
	2	JAPAN	100 Madarame, Hideo 101 Teshima, Toshimitsu	
3	1	* U.S.S.R.	169 Bodniex, Imant	10"67
			170 Logunov, Victor	
	2	CZECHSLV	35 Paar, Karel 36 Stark, Karel	
4	1	* GERMANY	62 Fuggerer, Willi	11"18
			63 Kobusch, Klaus	
	2	DENMARK	42 Fredborg, Niels Christian 43 Jorgensen, Per Sarto	
5	1	* AUSTRALA	11 Browne, Ian Sterry	10"81
			12 Perkins, Daryl William	
	2	FRANCE	54 Morelon, Daniel 56 Trentin, Pierre	
6	1	* NETHLAND	119 De Graaf, Arie	11"29
			120 Van Der Touw, Pieter C. C.	
	2	BRITAIN	71 Barton, Karl Edward James 72 Church, Christopher C.	
	3	U.S.A.	159 Disney, Jack 160 Mountford, Time Howard	

Weather—Cloudy Wind—1.0 m (SE)

* —Qualified For Quarter-Finals

Repechages, Eliminations

Race No.	Place	Country	Name	Time
1	1	* FRANCE	54 Morelon, Daniel	13"49
			56 Trentin, Pierre	
	2	MEXICO	112 Mercado Escareno, Jose 113 Tellez Gonzalez, Jose L.	
	3	JAPAN	100 Madarame, Hideo 101 Teshima, Toshimitsu	
2	1	* CZECHSLV	35 Paar, Karel	10"77
			36 Stark, Karel	
	2	U.S.A.	159 Disney, Jack 160 Mountford, Tim Howard	



Tandem Race showing Italy in front followed by the Germany Tandem
Tandem montrant l'Italie suivie par le tandem Allemagne

At right the winners

A droite les vainqueurs

① ITALY ② U.S.S.R.

③ GERMANY



3 1 * DENMARK

42 Fredborg, Niels Christian

11"03

 2 BRITAIN

43 Jorgensen, Per Sarto

71 Barton, Karl Edward James

72 Church, Christopher C.

Weather—Cloudy Wind—1.0 m (SE)

* —Qualified For Repechages, Finals

Repechages, Finals

Race No.	Place	Country	Name	Time
1	1	* CZECHSLV	35 Paar, Karel	10"82
	2	DENMARK	36 Stark, Karel	
			42 Fredborg, Niels Christian	
			43 Jorgensen, Per Sarto	
	3	FRANCE	54 Morelon, Daniel	
			56 Trentin, Pierre	

Weather—Cloudy Wind—1.0 m (SE)

* —Qualified For Quarter-Finals

Quarter-Finals

Race No.	Place	Country	Name	1st Trial	2nd Trial	3rd Trial
1	1	* ITALY	89 Damiano, Angelo	1	1	
			94 Bianchetto, Sergio			
	2	DENMARK	42 Fredborg, Niels Christian	2	2	
			43 Jorgensen, Per Sarto			
			Time	10"67	10"84	
2	1	* U.S.S.R.	169 Bodniex, Imant	1	1	
			170 Logunov, Victor			
	2	AUSTRALA	11 Browne, Ian Sterry	2	2	
			12 Perkins, Daryl William			
			Time	10"58	10"70	
3	1	* GERMANY	62 Fuggerer, Willi	1	1	
			63 Kobusch, Klaus			
	2	HUNGARY	78 Bicskey, Richard	2	2	
			77 Habony, Ferenc			
			Time	10"82	10"84	
4	1	* NETHLAND	119 De Graaf, Arie	2	1	1
			120 Van Der Touw, Pieter C.C.			
	2	CZECHSLV	35 Paar, Karel	1	2	2
			36 Stark, Karel			
			Time	10"95	10"87	11"32

Weather—Cloudy Wind—1.0 m (SE)

* —Qualified For Semi-Finals

Semi-Finals

Race No.	Place	Country	Name	1st Trial	2nd Trial	3rd Trial
1	1	* ITALY	89 Damiano, Angelo	2	1	Wor
			94 Bianchetto, Sergio			
	2	GERMANY	62 Fuggerer, Willi	1	2	Dsq
			63 Kobusch, Klaus			
			Time	10"90	11"03	
2	1	* U.S.S.R.	169 Bodniex, Imant	1	1	
			170 Logunov, Victor			
	2	NETHLAND	119 De Graaf, Arie	2	2	
			120 Van Der Touw, Pieter C.C.			
			Time	10"78	10"65	

Weather—Cloudy Wind—1.0 m (SE)

Note: Wor—Won Without Racing Dsq—Disqualified

*—Qualified For Final For 1st and 2nd Places

Finals

Race No.	Place	Country	Name	1st Trial	2nd Trial	3rd Trial
Final For 1st Place	1	ITALY	89 Damiano, Angelo	2	1	1
			94 Bianchetto, Sergio			
	2	U.S.S.R.	169 Bodniex, Imant	1	2	2
			170 Logunov, Victor			
			Time	10"80	10"85	10"75
Final For 3rd Place	1	GERMANY	62 Fuggerer, Willi	1	1	1
			63 Kobusch, Klaus			
	2	NETHLAND	119 De Graaf, Arie	2	2	
			120 Van Der Touw, Pieter C.C.			
			Time	10"98	11"04	

Weather—Cloudy Wind—1.0 m (SE)



Start of the Scratch race in the Cycling events



The Scratch course


Cycling 4,000 m Individual Pursuit race winners
1 J. Daller (CZS) 2 G. Ursi (ITA) 3 P. Isaksson (DEN)





Individual Road race scenes







The winning Netherlands team in the Road Team Time Trial

The Italian team which was placed second





Fencing—Escrime

Fédération Internationale d'Escrime (F.I.E.)	Kovacs, Pal (HUNGARY)	Kobayashi, Hideo (JAPAN)
Président : Miguel A. de Capriles	Czvikovszky, Ferenc (")	Ito, Tomoyasu (")
Président Suppléant : José de Capriles	Nayer-Nouri, H. (IRAN)	Chishima, Fujio (")
Secrétaire Général : John V. Grombach	Mangiarotti, Edoardo (ITALY)	Morita, Yoshihiko (")
Secrétaire Tresorier : Leo G. Nunes	Montano, Aldo (")	Ishizumi, Shozaburo (")
Fédération Japonaise d'Escrime	Verratti, Ciro (")	Yamamoto, Nobuhiro (")
Président : Morimura, Yoshiyuki	Pezzana, Alfredo (")	Sakata, Kiyomitsu (")
Président Suppléant : Goto, Koji	Agostoni, Carlo (MEXICO)	Yagi, Takeshi (")
Secrétaire Général : Maki, Shinichi	Heide, Raoul (NORWAY)	Kaneko, Masaki (")
Jury Bower, Muriel C. (U.S.A.)	Pawlas, Zygmunt (POLAND)	Yamashita, Masaru (")
Kunzig, Brig. W. B. (")	Chelaru, Vasile (RUMANIA)	Hayashi, Kentaro (")
Van Buskirk, Harold (")	Vilcea, Andrei (")	Morikawa, Tadao (")
Bukantz, Daniel (")	Staechelin, Peter C. (SWITZ)	Shimizu, Kenji (")
Muray, Nickolas (")	Tawfik, Hassan (U.A.R.)	Ogasawara, Shogo (")
Flynn, James H. (")	Boukun, German (U.S.S.R.)	Kobayashi, Masamitsu (")
Linkmeyer, Fred (")	Ouralov, Julen (")	Oda, Takeshi (")
Gall, E. Csaba (")	Lubomirov (")	Kinoshita, Kei (")
Plazonich, Paul (FRANCE)	Meskhi, Trifon (")	Hashi, Takeshi (")
Boitelle, Roland (")	Golianitski, Anatole (")	Sawada, Masatake (")
Nigrón, Roger (")	Sawada, Tsunekazu (JAPAN)	Sano, Masayuki (")
Alphonse, Lucien (")	Yamaguchi, Yoshio (")	Asai, Tetsuo (")
Boyer, Henri (")		Yamamoto, Koji (")
Coicaud, Rene (")		Ikeuchi, Ichiro (")
Beuys, Werner (GERMANY)		
Palocz, Endre (HUNGARY)		

Schedule—Waseda Memorial Hall

Tuesday, 13th October, 1964	Sunday, 18th October
08 : 30—19 : 00 Foil—Men, Individual (eliminations)	08:30—19:00 Epée—Individual eliminations)
Wednesday, 14th October	Monday, 19th October
08:30—17:30 Foil—Women, Individual (eliminations)	08 : 30—17 : 30 Sabre—Individual (eliminations)
17 : 30—20 : 00 Foil—Men, Individual (Final)	17 : 30—20 : 00 Epée—Individual (Final)
Thursday, 15th October	Tuesday, 20th October
08 : 30—17 : 30 Foil—Men, Teams (eliminations)	08 : 30—17 : 00 Epée—Teams (eliminations)
17 : 30—20 : 00 Foil—Women, Individual (Final)	17 : 30—20 : 00 Sabre—Individual (Final)
Friday, 16th October	Wednesday, 21st October
08:30—16:30 Foil—Men, Teams (eliminations)	08 : 30—16 : 30 Epée—Teams (eliminations)
08 : 30—17 : 00 Foil—Women, Teams (eliminations)	17 : 00—20 : 00 Epée—Teams (Final)
17 : 00—20 : 00 Foil—Men, Teams (Final)	Thursday, 22nd October
Saturday, 17th October	08 : 30—17 : 00 Sabre—Teams (eliminations)
08:30—16:30 Foil—Women, Teams (eliminations)	Friday, 23rd October
17 : 00—20 : 00 Foil—Women, Teams (Final)	08 : 30—16 : 30 Sabre—Teams (eliminations)
	17 : 00—20 : 00 Sabre—Teams (Final)

Foil Men Individual==Hommes Fleuret, Individuel 22 countries 55 competitors

Previous Olympic Winners

1896	M. Gravelotte	FRANCE	1932	G. Marzi	ITALY
1900	E. Coste	FRANCE	1936	G. Gaudini	ITALY
1904	R. Fonste	CUBA	1948	J. Buhan	FRANCE
1912	N. Nadi	ITALY	1952	C. D'Oriola	FRANCE
1920	N. Nadi	ITALY	1956	C. D'Oriola	FRANCE
1924	R. Ducret	FRANCE	1960	V. Zhdanovich	U.S.S.R.
1928	L. Gaudin	FRANCE			

Notes V—Victory D—Defeat TR—Touches Received TD—Touches Scored
Q—Qualified for the next Round E—Eliminated

1st Round

(1st R.~Play off M.—8.30~19.00, Oct. 13, 1964)

Pool A Pist A

Name	Country	1	2	3	4	5	6	V	TR	TD	Place
Cohen, Herbert Morris	U.S.A.	*	D	D	V1	D	V2	2	18	16	3 Q
McKenzie, David Henry	AUSTRALA	V3	*	D	D	D	V0	2	18	15	5 E
Sveshnikov, Herman	U.S.S.R.	V2	V2	*	V1	V2	V1	5	08	25	1 Q
Elkalyoubi, M.	U.A.R.	D	V1	D	*	D	V0	2	16	13	4 Q
Magnan, Jean, Claude	FRANCE	V1	V2	D	V1	*	V0	4	09	22	2 Q
Hahn, Myung Seok	KOREA	D	D	D	D	D	*	0	25	03	6 E

Barrage

Name	Country	1	2	3	V	TR	TD	Place
Cohen, Herbert Morris	U.S.A.	*	D	V1	1	06	07	3 Q
McKenzie, David Henry	AUSTRALA	V2	*	D	1	07	08	5 E
Elkalyoubi, M.	U.A.R.	D	V3	*	1	08	06	4 Q

President—Czvikovszky, Ferenc HUNGARY

Pool B Pist B

Name	Country	1	2	3	4	5	6	V	TR	TD	Place
Sehem, Mostafa	U.A.R.	*	D	V3	V2	V3	V2	4	15	23	1 Q
Parulski, Ryszard	POLAND	V3	*	V3	V4	V3	D	4	18	24	2 Q
Okawa, Heisaburo	JAPAN	D	D	*	V1	V1	V1	3	13	21	3 Q
Penabella, Enrique	CUBA	D	D	D	*	V4	D	1	24	13	5 E
Lund, Ivan Bernard	AUSTRALA	D	D	D	D	*	D	0	25	14	6 E
Curletto, Mario	ITALY	D	V4	D	V1	V3	*	3	18	18	4 Q

President—Alphonse, Lucien FRANCE

Pool C Pist C

Name	Country	1	2	3	4	5	6	V	TR	TD	Place
Mano, Kazuo	JAPAN	*	V2	V0	V3	V4	V1	5	10	25	1 Q
Gyuricza, Jozsef	HUNGARY	D	*	V3	D	V2	V4	3	19	20	3 Q
Taboada, Jesus F. Z.	ARGENTIN	D	D	*	D	D	D	0	25	08	6 E
Franke, Egbn	POLAND	D	V3	V1	*	V1	V0	4	10	23	2 Q
Jay, Allan Louis Neville	BRITAIN	D	D	V1	D	*	V1	2	17	17	4 Q
Shin, Doo Ho	KOREA	D	D	V3	D	D	*	1	23	11	5 E

President—Montano, Aldo ITALY

Pool D Pist D

Name	Country	1	2	3	4	5	6	V	TR	TD	Place
Echeverri, Emilio	COLOMBIA	*	D	D	D	D	V3	1	23	12	5 E
Brecht, Julius Emil	GERMANY	V1	*	V3	V2	D	V1	4	12	24	2 Q
Szabo, Sandor	HUNGARY	V2	D	*	V3	D	V1	3	16	22	3 Q
Madani, Naser	IRAN	V3	D	D	*	D	V0	2	18	17	4 Q
Midler, Mark	U.S.S.R.	V1	V4	V4	V2	*	V2	5	13	25	1 Q
Foxcroft, Robert	CANADA	D	D	D	D	D	*	0	25	07	6 E

President—Pawlowjki, M. POLAND

Pool E Pist E

Name	Country	1	2	3	4	5	6	V	TR	TD	Place
Granieri, Nicola	ITALY	*	V3	V4	V2	V4	V0	5	13	25	1 Q
Tabuchi, Kazuhiko	JAPAN	D	*	D	V2	V4	V3	3	19	19	4 Q
Revenu, Daniel	FRANCE	D	V1	*	D	V0	V1	3	12	22	2 Q
Abdelrahman, Sameh	U.A.R.	D	D	V3	*	V2	V1	3	16	19	3 Q
Andru, John	CANADA	D	D	D	D	*	V4	1	24	15	5 E
Almasi, Houshmand	IRAN	D	D	D	D	D	*	0	25	09	6 E
President—Meskhi, Trifon											U.S.S.R.

Pool F Pist F

Name	Country	1	2	3	4	5	6	V	TR	TD	Place
Courtillat, Jacky	FRANCE	*	V4	V2	V2	V4	V0	5	12	25	1 Q
Hoskyns, Henry William F.	BRITAIN	D	*	V3	V1	D	V2	3	16	22	3 Q
Nannini, Oriando Hipolito	ARGENTIN	D	D	*	D	D	V1	1	21	15	5 E
Ryan, Michael	IRELAND	D	D	V2	*	D	V4	2	21	14	4 Q
Drimba, Ioan	RUMANIA	D	V3	V3	V1	*	V1	4	13	24	2 Q
Zarnegar, Bijhan	IRAN	D	D	D	D	D	*	0	25	08	6 E
President—Gall, E. Csaba											U.S.A.

Pool G Pist G

Name	Country	1	2	3	4	5	6	V	TR	TD	Place
Richards, Edwin Allan	U.S.A.	*	D	D	D	V2	D	1	22	18	5 E
Leckie, Alexander Mallace	BRITAIN	V4	*	V4	D	V3	D	3	21	18	3 Q
Posada, Ignacio	COLOMBIA	V3	D	*	D	V4	D	2	22	15	4 Q
Losert, Roland	AUSTRIA	V2	V2	V0	*	V2	D	4	11	22	2 Q
Bouchier-Hayes, J.D.M.N.	IRELAND	D	D	D	D	*	D	0	25	15	6 E
Kamuti, Jenó	HUNGARY	V4	V1	V1	V2	V4	*	5	12	25	1 Q
President—Vilcea, Andrei											RUMANIA

Pool H Pist H

Name	Country	1	2	3	4	5	6	7	V	TR	TD	Place
McCowage, Brian Patrik	AUSTRALA	*	V3	D	D	D	D	V1	2	24	20	5 E
Tamayo, Didier	COLOMBIA	D	*	D	D	D	D	V2	1	27	09	6 E
La Ragione, Pasquale	ITALY	V2	V0	*	V4	D	D	V0	4	16	26	3 Q
Gerresheim, Tim	GERMANY	V3	V0	D	*	D	D	V0	3	18	25	4 Q
Woyda, Witold	POLAND	V2	V0	V3	V3	*	D	V1	5	14	29	2 Q
Haukler, Stefan	RUMANIA	V3	V1	V3	V3	V4	*	V0	6	14	30	1 Q
Theseira, Ronnie Ignatius	MALAYSIA	D	D	D	D	D	D	*	0	30	04	7 E
President—Boyer, Henri											FRANCE	

Pool I Pist I

Name	Country	1	2	3	4	5	6	V	TR	TD	Place
Muresan, Tanase	RUMANIA	*	D	V3	V4	V2	V0	4	14	22	1 Q
Schmitt, Dieter Karl	GERMANY	V2	*	D	V3	V3	D	3	18	21	3 Q
Zhdanovich, Victor	U.S.S.R.	D	V4	*	D	V2	V4	3	20	20	4 Q
Axelrod, Albert	U.S.A.	D	D	V2	*	V0	V2	3	14	22	2 Q
Bisellach, Adolfo Gabriel	ARGENTIN	D	D	D	D	*	V4	1	24	12	6 E
Kim, Man Shik	KOREA	D	V2	D	D	D	*	1	22	15	5 E
President—Piatkowski, Andrzej											POLAND

2nd Round

Pool A Pist A

Name	Country	1	2	3	4	5	6	V	TR	TD	Place
Gyuricza, Jozsef	HUNGARY	*	D	D	V2	V3	D	2	20	19	5 E
Sveshnikov, Herman	U.S.S.R.	V1	*	D	V2	V4	V4	4	16	21	1 Q
Drimba, Ioan	RUMANIA	V4	V1	*	V1	D	D	3	16	23	2 Q
Leckie, Alexander Mallace	BRITAIN	D	D	D	*	D	D	0	25	08	6 E
Woyda, Witold	POLAND	D	D	V4	V2	*	V0	3	16	22	3 Q
Curletto, Mario	ITALY	V4	D	V4	V1	D	*	3	19	19	4 Q
President—Nigrón, Roger											FRANCE

Pool B Pist B

Name	Country	1	2	3	4	5	6	V	TR	TD	Place
Midler, Mark	U.S.S.R.	*	V3	V2	V3	V4	V3	5	15	25	1 Q
Sehem, Mostafa	U.A.R.	D	*	D	V4	V3	D	2	22	15	5 E
Tabuchi, Kazuhiko	JAPAN	D	V2	*	V0	D	D	2	17	20	4 Q
Ryan, Michael	IRELAND	D	D	D	*	D	D	0	25	08	6 E
Franke, Egon	POLAND	D	D	V4	V1	*	V1	3	16	22	3 Q
Hoskyns, Henry William F.	BRITAIN	D	V0	V4	V0	D	*	3	14	19	2 Q

Barrage

Name	Country	1	2	V	TR	TD	Place
Sehem, Mostafa	U.A.R.	*	D	0	05	03	5 Q
Tabuchi, Kazuhiko	JAPAN	V3	*	1	03	05	4 Q

President—Sakovics, M. HUNGARY

Pool C Pist D

Name	Country	1	2	3	4	5	6	V	TR	TD	Place
Zhdanovich, Victor	U.S.S.R.	*	V3	D	D	V4	V3	3	20	17	3 Q
Losert, Roland	AUSTRIA	D	*	V3	V1	D	V2	3	16	22	1 Q
Elkalyoubi, M.	U.A.R.	V1	D	*	D	D	V3	2	19	18	4 Q
Granieri, Nicola	ITALY	V1	D	V3	*	D	D	2	19	13	6 E
Schmitt, Dieter Karl	GERMANY	D	V4	V2	V2	*	D	3	18	21	2 Q
Haukler, Stefan	RUMANIA	D	D	D	V0	V2	*	2	17	18	5 E

Barrage

Name	Country	1	2	3	V	TR	TD	Place
Elkalyoubi, M.	U.A.R.	*	V4	V3	2	07	10	4 Q
Granieri, Nicola	ITALY	D	*		0			6 E
Haukler, Stefan	RUMANIA	D		*	0			5 E

President—Pawlas, Zygmunt POLAND

Pool D Pist F

Name	Country	1	2	3	4	5	6	V	TR	TD	Place
Cohen, Herbert Morris	U.S.A.	*	D	D	D	V2	V2	2	19	16	3 Q
Revenu, Colette	FRANCE	V3	*	D	V2	D	V1	3	16	21	2 Q
Gerreshim, Tim	GERMANY	V2	V4	*	V3	V3	V3	5	15	25	1 Q
Mano, Kazuo	JAPAN	V1	D	D	*	V3	D	2	19	19	4 Q
La Ragione, Pasquale	ITALY	D	V2	D	D	*	D	1	22	15	6 E
Muresan, Tanase	RUMANIA	D	D	D	V4	V2	*	2	21	16	5 E

Barrage

Name	Country	1	2	3	V	TR	TD	Place
Cohen, Herbert Morris	U.S.A.	*	V3	V1	2	04	10	1 Q
Mano, Kazuo	JAPAN	D	*	V3	1	08	08	2 Q
Muresan, Tanase	RUMANIA	D	D	*	0	10	04	3 E

President—Palocz, Endre HUNGARY

Pool E Pist H

Name	Country	1	2	3	4	5	6	V	TR	TD	Place
Szabo, Sandor	HUNGARY	*	V2	V1	V2	D	D	3	15	18	2 Q
Axelrod, Albert	U.S.A.	D	*	V2	V4	V2	V1	4	14	22	1 Q
Madani, Naser	IRAN	D	D	*	D	V3	V3	2	21	13	4 Q
Parulski, Ryszard	POLAND	D	D	V0	*	V4	D	2	19	20	5 E
Jay, Allan Louis Neville	BRITAIN	V1	D	D	D	*	V4	2	20	19	3 Q
Courtillat, Jacky	FRANCE	V2	D	D	V4	D	*	2	21	18	6 E

Barrage

Name	Country	1	2	3	4	V	TR	TD	Place
Madani, Naser	IRAN	*	V3	V4	D	2	12	10	4 Q
Parulski, Ryszard	POLAND	D	*	D	V1	1	11	10	5 E
Jay, Allan Louis Neville	BRITAIN	D	V2	*	V4	2	11	14	3 Q
Courtillat, Jacky	FRANCE	V0	D	D	*	1	10	10	6 E

President—Mangiarotti, Edoardo ITALY

Pool F	Pist I											
Name	Country	1	2	3	4	5	6	V	TR	TD	Place	
Kamuti, Jeno	HUNGARY	*	D	V4	V2	V1	D	3	17	20	3	Q
Magnan, Jean Claude	FRANCE	V1	*	V0	D	V2	D	3	13	19	2	Q
Abdelrahman, Sameh	U.A.R.	D	D	*	D	V1	V2	2	18	18	5	E
Okawa, Heisaburo	JAPAN	D	V3	V4	*	V0	V3	4	15	22	1	Q
Posada, Ignacio	COLOMBIA	D	D	D	D	*	D	0	25	06	6	E
Brecht, Julius Emil	GERMANY	V4	V1	D	D	V2	*	3	17	20	3	Q
President—Bukantz, Daniel												U.S.A.

3rd Round

Winner			Loser			President		
Revnu, Colette	FRANCE	2—10	Jay, Allan	Louis	Neville	Mangiarotti, Edoardo	ITALY	
			BRITAIN					
Axelrod, Albert	U.S.A.	5—10	Tabuchi, Kozuhiko	JAPAN		Beaumont, Charles L. De	BRITAIN	
Mano, Kazuo	JAPAN	8—10	Elkalyoubi, M.	U.A.R.		Ouralov, Julen	U.S.S.R.	
Zhdanovich, Victor	U.S.S.R.	6—10	Brecht, Julius Emil	GERMANY		Palocz, Endre	HUNGARY	
Hoskyns, Henry William F.	BRITAIN	6—10	Curletto, Mario	ITALY		Pawlas, Zygmunt	POLAND	
Szabo, Sandor	HUNGARY	2—10	Schmitt, Dieter Karl	GERMANY		Boitelle, Roland	FRANCE	
Drimba, Ioan	RUMANIA	4—10	Madani, Naser	IRAN		Bukantz, Daniel	U.S.A.	
Okawa, Heisaburo	JAPAN	4—10	Cohen, Herbert	Morris		Guse, Klaus Dieter	GERMANY	
			U.S.A.					

4th Round

Winner			Loser			President		
Losert, Roland	AUSTRIA	6—10	Drimba, Ioan	RUMANIA		Bukantz, Daniel	U.S.A.	
Kamuti, Jeno	HUNGARY	9—10	Zhdanovich, Victor	U.S.S.R.		Mangiarotti, Edoardo	ITALY	
Franke, Egon	POLAND	9—10	Axelrod, Albert	U.S.A.		Montano, Aldo	ITALY	
Gerresheim, Tim	GERMANY	4—10	Mano, Kazuo	JAPAN		Sakovics, M.	HUNGARY	
Revenu, Daniel	FRANCE	6—10	Woyda, Witold	POLAND		Palocz, Endre	HUNGARY	
Hoskyns, Henry William F.	BRITAIN	8—10	Sveshnikov, Herman	U.S.S.R.		Pawlas, Zygmunt	POLAND	
Magnan, Jean Claude	FRANCE	7—10	Okawa, Heisaburo	JAPAN		Guse, Klaus Dieter	GERMANY	
Szabo, Sandor	HUNGARY	8—10	Midler, Mark	U.S.S.R.		Nigron, Roger	FRANCE	

5th Round

Winner			Loser			President		
Losert, Roland	AUSTRIA	9—10	Szabo, Sandor	HUNGARY		Bukantz, Daniel	U.S.A.	
Revenu, Daniel	FRANCE	5—10	Gerresheim, Tim	GERMANY		Palocz, Endre	HUNGARY	
Magnan, Jean Claude	FRANCE	7—10	Kamuti, Jeno	HUNGARY		Guse, Klaus Dieter	GERMANY	
Franke, Egon	POLAND	4—10	Hoskyns, Henry William F.	BRITAIN		Montano, Aldo	ITALY	

Play off Matches for 5th and 6th Places

Winner			Loser			President		
Gerresheim, Tim	GERMANY	6—10	Szabo, Sandor	HUNGARY		Montano, Aldo	ITALY	
Kamuti, Jeno	HUNGARY	6—10	Hoskyns, Henry William F.	BRITAIN		Pawlas, Zygmunt	POLAND	
Kamuti, Jeno	HUNGARY	4—10	Gerresheim, Tim	GERMANY		Boitelle, Roland	FRANCE	

Final Matches 17.30—20.00 Oct. 14

Pist L											
Name	Country	1	2	3	4	V	TR	TD	Place		
Magnan, Jean Claude	FRANCE	D	*	D	D	0	15	04	4		
Losert, Roland	AUSTRIA	V4	V1	*	V4	3	09	15	1		
Franke, Egon	POLAND	D	V1	D	*	1	11	12	3		
Revenu, Daniel	FRANCE								President—Palocz, Endre		HUNGARY

Foil Ladies Individual=Femmes Fleuret, Individuel

18 countries 39 competitors

1st R.—Play off M.—8.30~17.30 Oct. 14

Previous Olympic Winners

1924 E. Osier DENMARK
 1928 H. Mayer GERMANY
 1932 E. Preiss AUSTRIA
 1936 I. Elek Schacherer HUNGARY

1948 I. Elek Schacherer HUNGARY
 1952 I. Camber ITALY
 1956 G. Sheen BRITAIN
 1960 A. Schmid GERMANY

1st Round

Pool A Pist A

Name	Country	1	2	3	4	5	6	7	V	TR	TD	Place
Rousselet, Catherine	FRANCE	*	D	D	D	V2	V0	V4	3	18	21	4 Q
Mees, Helga Margot	GERMANY	V3	*	V3	D	D	V1	V3	4	18	19	3 Q
Ujlaki Rejto, Ildiko	HUNGARY	V3	D	*	D	V3	V1	V2	4	17	22	2 Q
King, Harriet	U.S.A.	V3	V2	V3	*	D	V0	V0	5	12	23	1 Q
Wahlberg, Christina	SWEDEN	D	V1	D	V3	*	D	V1	3	17	18	5 E
Redman, Jan	AUSTRALA	D	D	D	D	V1	*	D	1	21	09	6 E
Shin, Kwang Sook	KOREA	D	D	D	D	D	V3	*	1	23	14	7 E

Barrage

Name	Country	1	2	V	TR	TD	Place
Rousselet, Catherine	FRANCE	*	V1	1	01	04	4 Q
Wahlberg, Christina	SWEDEN	D	*	0	04	01	5 E

President—Montano, Aldo ITALY

Pool B Pist B

Name	Country	1	2	3	4	5	6	7	V	TR	TD	Place
Sakovice Domoly, Lidia	HUNGARY	*	V2	V0	V1	V3	V2	V3	6	11	24	1 Q
Rossini, Ginette	LUXEMBRG	D	*	V3	V2	V1	D	V2	4	16	20	3 Q
Dersidan, Ana	RUMANIA	D	D	*	V1	D	D	V2	2	19	14	4 Q
Yasui, Tamiko	JAPAN	D	D	D	*	V2	D	V3	2	21	13	5 E
Weidel, Pacita	CANADA	D	D	V2	D	*	D	D	1	22	11	7 E
Colombetti, Bruna	ITALY	D	V2	V1	V1	V1	*	V1	5	10	22	2 Q
Winter, Johanna	AUSTRALA	D	D	D	D	V0	D	*	1	20	15	6 E

Barrage

Name	Country	1	2	V	TR	TD	Place
Yasui, Tamiko	JAPAN	*	D	0	04	01	5 E
Dersidan, Ana	RUMANIA	V1	*	1	01	04	4 Q

President—Nigron, Roger FRANCE

Pool C Pist C

Name	Country	1	2	3	4	5	6	V	TR	TD	Place
Gapais, Brigitte	FRANCE	*	V1	V1	D	D	V3	3	13	15	1 Q
Angell, Tommy Ferrell	U.S.A.	D	*	D	V2	D	D	1	18	09	6 E
Vicol, Maria	RUMANIA	D	V0	*	D	V3	D	2	15	14	5 E
Owada, Tomoko	JAPAN	V0	D	V3	*	D	V2	3	13	14	1 Q
Palm, Kerstin	SWEDEN	V3	V3	D	V0	*	D	3	14	18	1 Q
Juhasz, Katalin	HUNGARY	D	V1	V2	D	V3	*	3	14	17	1 Q

President—Boukun, German U.S.S.R.

Pool D Pist F

Name	Country	1	2	3	4	5	6	V	TR	TD	Place
Netherway, Shirley	BRITAIN	*	D	V3	D	V0	D	2	15	13	4 Q
Szabo, Olga	RUMANIA	V1	*	D	V2	V0	D	3	11	16	2 Q
Romary, Janice-Lee	U.S.A.	D	V2	*	D	D	V3	2	17	16	5 E
Scherberger, Rosemarie	GERMANY	V2	D	V3	*	V2	D	3	15	16	3 Q
Takeuchi, Yoshie	JAPAN	D	D	V2	D	*	D	1	18	09	6 E
Gorokhova, Galina	U.S.S.R.	V2	V2	D	V2	V3	*	4	13	19	1 Q

Barrage

Name	Country	1	2	V	TR	TD	Place
Netherwy, Shirley	BRITAIN	*	V2	1	02	04	4 Q
Romary, Janice-Lee	U.S.A.	D	*	0	04	02	5 E

President—Burisch, Erich GERMANY

Pool E Pist G

Name	Country	1	2	3	4	5	6	7	V	TR	TD	Place
Rodriguez, Mireya	CUBA	*	V3	D	V3	D	V0	D	3	18	14	4 Q
Flesch, Colette	LUXEMBRG	D	*	D	V3	D	V1	D	2	20	15	5 E
Ragno, Antonella	ITALY	V2	V1	*	V2	V3	V1	V2	6	11	24	1 Q
Hopner, Janet Dorothea	AUSTRALA	D	D	D	*	D	D	D	0	24	15	7 E
Rastvorova, Valentina	U.S.S.R.	V0	V3	D	V3	*	V0	V1	5	11	23	2 Q
Skinner, Patricia C.	NTHNRHOD	D	D	D	V2	D	*	D	1	22	06	6 E
Watts-Tobin, Mary E. A. B.	BRITAIN	V0	V0	D	V2	D	V0	*	4	10	19	3 Q
President—Czvikovszky, Ferenc												HUNGARY

Pool F Pist H

Name	Country	1	2	3	4	5	6	V	TR	TD	Place	
Masciotta, Giovanna	ITALY	*	V3	V1	V1	V2	D	4	11	19	2 Q	
Schmid, H.	GERMANY	D	*	D	V1	V2	V1	3	12	16	3 Q	
Prudskova, Valentina	U.S.S.R.	D	V1	*	V2	V0	V1	4	08	17	1 Q	
Level, Annick	FRANCE	D	D	D	*	D	V2	1	18	11	5 E	
Bewley Cathie, Janet	BRITAIN	D	D	D	V3	*	D	1	19	11	6 E	
Romano, Esther H.	ARGENTIN	V3	D	D	D	V3	*	2	18	12	4 Q	
President—Pawlas, Zygmunt												POLAND

2nd Round

Pool A Pist A

Name	Country	1	2	3	4	5	6	V	TR	TD	Place	
Prudskova, Valentina	U.S.S.R.	*	D	V1	D	V2	D	2	15	12	5 E	
Juhasz, Katalin	HUNGARY	V2	*	D	D	V0	V2	3	12	18	2 Q	
Colombetti, Bruna	ITALY	D	V3	*	V1	D	V2	3	14	15	3 Q	
Rousselet, Catherine	FRANCE	V1	V3	D	*	V2	D	3	14	14	4 Q	
Rodriguez, Mireya	CUBA	D	D	V2	D	*	D	1	18	09	6 E	
King, Harriet	U.S.A.	V1	D	D	V1	V1	*	3	11	16	1 Q	
President—Czajkowski, Zbigniew												POLAND

Pool B Pist B

Name	Country	1	2	3	4	5	6	V	TR	TD	Place	
Sakovics Domolky, Lidia	HUNGARY	*	V3	V1	D	V2	D	3	14	15	3 Q	
Rossini, Ginette	LUXEMBRG	D	*	D	D	V2	V3	2	17	15	5 E	
Mees, Helga Margot	GERMANY	D	V2	*	D	V3	D	2	17	10	4 Q	
Szabo, Olga	RUMANIA	V0	V2	V0	*	V1	D	4	07	18	1 Q	
Netherway, Shirley	BRITAIN	D	D	D	D	*	D	0	20	08	6 E	
Rastvorova, Valentina	U.S.S.R.	V3	D	V1	V2	V0	*	4	10	19	2 Q	
Barrage												
Name	Country	1	2	V	TR	TD	Place					
Mees, Helga Margot	GERMANY	*	V0	1	00	04	4 Q					
Rossini, Ginette	LUXEMBRG	D	*	0	04	00	5 E					
President—Mangiarotti, Edoardo												ITALY

Pool C Pist F

Name	Country	1	2	3	4	5	6	V	TR	TD	Place	
Schmid, H.	GERMANY	*	V1	V2	V3	V2	D	4	12	18	2 Q	
Romano, Esther H.	ARGENTIN	D	*	D	V1	V3	D	2	16	09	3 Q	
Owada, Tomoko	JAPAN	D	V0	*	V3	D	D	2	15	12	5 E	
Watts-Tobin, Mary E. A. B.	BRITAIN	D	D	D	*	V1	V3	2	16	15	4 Q	
Gapais, Brigitte	FRANCE	D	D	V1	D	*	D	1	17	12	6 E	
Ragno, Antonella	ITALY	V2	V0	V1	D	V2	*	4	09	19	1 Q	
Barrage												
Name	Country	1	2	3	V	TR	TD	Place				
Owada, Tomoko	JAPAN	*	D	D	D	08	05	5 E				
Romano, Esther H.	ARGENTIN	V3	*		1	03	04	3 Q				
Watts-Tobin, Mary E. A. B.	BRITAIN	V2		*	1	02	04	4 Q				
President—Ouralov, Julien												U.S.S.R.

Pool D		Pist I										
Name	Country	1	2	3	4	5	6	V	TR	TD	Place	
Gorokhova, Galina	U.S.S.R.	*	V0	V2	V1	V1	V2	5	06	20	1	Q
Palm, Kerstin	SWEDEN	D	*	D	V3	D	D	1	19	10	6	E
Dersidan, Ana	RUMANIA	D	V3	*	V0	V1	D	3	12	15	2	Q
Scherberger, Rosemarie	GERMANY	D	D	D	*	V3	V3	2	18	12	5	E
Masciotta, Giovanna	ITALY	D	V2	D	D	*	V3	2	17	13	4	Q
Ujlaki Rejto, Ildiko	HUNGARY	D	V1	V1	D	D	*	2	14	16	3	Q

Barrage									
Name	Country	1	2	3	V	TR	TD	Place	
Scherberger, Rosemarie	GERMANY	*	D	D	0	08	02	5	E
Masciotta, Giovanna	ITALY	V1	*		1	01	04	3	Q
Ujlaki Rejto, Ildiko	HUNGARY	V1		*	1	01	04	4	Q

President—Boitelle, Roland FRANCE

3rd Round

Winner				Loser				President	
Juhasz, Katalin	HUNGARY	4—	8	Schmid, H.		GERMANY		Ouralov, Julen	U.S.S.R.
Ragno, Antonella	ITALY	4—	8	Dersidan, Ana		RUMANIA		Pawlas, Zygmunt	POLAND
Rousselet, Catherine	FRANCE	6—	8	King, Harriet		U.S.A.		Czvikovszky, Ferenc	HUNGARY
Mees, Helga Margot	GERMANY	5—	8	Sakovics Domolky, Lidia		HUNGARY		Montano, Aldo	ITALY
Ujlaki Rejto, Ildiko	HUNGARY	6—	8	Rastvorova, Valentina		U.S.S.R.		Boitelle, Roland	FRANCE
Colombetti, Bruna	ITALY	6—	8	Watts-Tobin, Mary E. A. B.		BRITAIN		Bukantz, Daniel	U.S.A.
Masciotta, Giovanna	ITALY	6—	8	Szabo, Olga		RUMANIA		Palocz, Endre	HUNGARY
Gorokhova, Galina	U.S.S.R.	4—	8	Romano, Esther H.		ARGENTIN		Czajkowski, Zbjgnleuw	POLAND

4th Round

Winner				Loser				President	
Ujlaki Rejto, Ildiko	HUNGARY	3—	8	Colombetti, Bruna		ITALY		Boitelle, Roland	FRANCE
Gorokhova, Galina	U.S.S.R.	7—	8	Masciotta, Giovanna		ITALY		Palocz, Endre	HUNGARY
Mees, Helga Margot	GERMANY	6—	8	Rousselet, Catherine		FRANCE		Sakovics, M.	HUNGARY
Ragno, Antonella	ITALY	4—	8	Juhasz, Katalin		HUNGARY		Pawlas, Zygmunt	POLAND

Play-off Matches for 5th and 6th Places

Winner				Loser				President	
Juhasz, Katalin	HUNGARY	7—	8	Rousselet, Catherine		FRANCE		Montano, Aldo	ITALY
Masciotta, Giovanna	ITALY	6—	8	Colombetti, Bruna		ITALY		Pawlas, Zygmunt	POLAND
Juhasz, Katalin	HUNGARY	5—	8	Masciotta, Giovanna		ITALY		Bukantz, Daniel	U.S.A.

Final Matches 17.30—20.00 Oct. 15

Pist L

Name	Country	1	2	3	4	V	TR	TD	Place
Corokhova, Galina	U.S.S.R.	*	D	D	D	0	12	06	4
Ujlaki Rejto, Ildiko	HUNGARY	V0	*	D	V1	2	05	10	1
Mees, Helga Margot	GERMANY	V3	V2	*	D	2	09	08	2
Ragno, Antonella	ITALY	V3	D	V0	*	2	07	09	3

Barrage

Name	Country	1	2	3	V	TR	TD	Place
Ragno, Antonella	ITALY	*	D	D	0	08	03	3
Ujlaki Rejto, Ildiko	HUNGARY	V1	*	V0	2	01	08	1
Mees, Helga Margot	GERMANY	V2	D	*	1	06	04	2

President—Pawlas, Zygmunt POLAND

Pist B	Pool A	Winner—U.S.A.	11 — 5	ARGENTIN—Loser										
	Teams			1	2	3	4	5	6	7	8	V	TR	TD
U.S.A.		Cohen, Herbert Morris		*	*	*	*	V1	V2	V1	V2	4	06	20
		Richards, Edwin Allan		*	*	*	*	D	V2	D	D	1	17	17
		Anastasi, Lawrence Joseph		*	*	*	*	V2	D	V2	V2	3	11	18
		Glazer, Eugene Gerson		*	*	*	*	V0	V2	V4	D	3	11	16
												11	45	71
ARGENTIN		Bisellach, Adolfo Gabriel		D	V4	D	D	*	*	*	*	1	19	08
		Lanteri, Alberto Raui		D	D	V3	D	*	*	*	*	1	18	11
		Taboada, Jesus F. Z.		D	V4	D	D	*	*	*	*	1	19	12
		Nannini, Oriando Hipolito		D	V4	D	V1	*	*	*	*	2	15	14
												5	71	45
				President—Ouralov, Julen								U.S.S.R.		
Pist B	Pool A	Winner—U.S.A.	8 — 8	RUMANIA—Loser										
	Teams			1	2	3	4	5	6	7	8	V	TR	TD
RUMANIA		Falb, Iuliu		*	*	*	*	V1	V1	D	V3	3	10	17
		Haukler, Stefan		*	*	*	*	D	D	D	D	0	20	06
		Drimba, Ioan		*	*	*	*	D	V4	D	V4	2	18	15
		Muresan, Tanase		*	*	*	*	V3	D	V4	V2	3	14	16
												8	62	54
U.S.A.		Axelrod, Albert		D	V3	V1	D	*	*	*	*	2	14	14
		Anastasi, Lawrence Joseph		D	V2	D	V1	*	*	*	*	2	13	15
		Glazer, Eugene Gerson		V2	V1	V4	D	*	*	*	*	3	12	19
		Cohen, Herbert Morris		D	V0	D	D	*	*	*	*	1	15	14
												8	54	62
				President—Mangiarotti, Edoardo								ITALY		
Pist A	Pool A	Winner—FRANCE	16 — 0	ARGENTIN—Loser										
	Teams			1	2	3	4	5	6	7	8	V	TR	TD
FRANCE		Revenu, Daniel		*	*	*	*	V4	V3	V3	V1	4	11	20
		Courtillat, Jacky		*	*	*	*	V2	V0	V2	V3	4	07	20
		Rodocanachi, Pierre		*	*	*	*	V4	V1	V4	V3	4	12	20
		Noel, Christian		*	*	*	*	V4	V1	V4	V3	4	12	20
												16	42	80
ARGENTIN		Bisellach, Adolfo Gabriel		D	D	D	D	*	*	*	*	0	20	14
		Galimi, Felix Domingo		D	D	D	D	*	*	*	*	0	20	05
		Taboada, Jesus F. Z.		D	D	D	D	*	*	*	*	0	20	13
		Nannini, Oriando Hipolito		D	D	D	D	*	*	*	*	0	20	10
												0	80	42
				President—Ouralov, Julen								U.S.S.R.		
Pist C	Pool B	Winner—POLAND	9 — 5	BRITAIN—Loser										
	Teams			1	2	3	4	5	6	7	8	V	TR	TD
BRITAIN		Hoskyns, Henry William F.		*	*	*	*	V2	D	V3	D	2	15	15
		Jay, Allan Louis Neville		*	*	*	*	V2	D	D	D	1	17	10
		Leckie, Alexander M Wallace		*	*	*	*	D	D		D	0	15	06
		Cooperman, Arnold Ralph		*	*	*	*	D	V4	V4		2	13	12
												5	60	43
POLAND		Skrudlik, Zbigniew		D	D	V4	V2	*	*	*	*	2	16	14
		Rozycki, Janusz		V4	V2	V1	D	*	*	*	*	3	12	19
		Parulski, Ryszard		D	V2		D	*	*	*	*	1	12	12
		Woyda, Witold		V1	V1	V1		*	*	*	*	3	03	15
												9	43	60
				President—Palocz, Endre								HUNGARY		

Pist G	Pool C	Winner—JAPAN	11 — 0	KOREA—Loser										
Teams				1	2	3	4	5	6	7	8	V	TR	TD
JAPAN		Mano, Kazuo		*	*	*	*		V1	V1	V0	3	02	15
		Toda, Sosuke		*	*	*	*	V2		V2	V1	3	05	15
		Tabuchi, Kazuhiko		*	*	*	*	V1	V1		V1	3	03	15
		Okawa, Heizaburo		*	*	*	*	V2	V1			2	03	10
												11	13	55
KOREA		Shin, Kwang Sook			D	D	D	*	*	*	*	0	15	05
		Hahn, Myung Seok		D		D	D	*	*	*	*	0	15	03
		Kim, Man Shik		D	D		D	*	*	*	*	0	10	03
		Kim, Chang Hwan		D	D	D		*	*	*	*	0	15	02
												0	55	13
				President—Meskhi, Trifon										U.S.S.R.
Pist F	Pool C	Winner—HUNGARY	13 — 3	KOREA—Loser										
Teams				1	2	3	4	5	6	7	8	V	TR	TD
KOREA		Kim, Man Shik		*	*	*	*	D	D	V2	D	1	17	11
		Hahn, Myung Seok		*	*	*	*	D	D	D	D	0	20	08
		Shin, Doo Ho		*	*	*	*	D	V4	V3	D	2	17	13
		Kim Chang Hwan		*	*	*	*	D	D	D	D	0	20	03
												3	74	35
HUNGARY		Gyarmati, Bela		V2	V4	V2	V0	*	*	*	*	4	08	20
		Kamuti, Laszlo		V3	V1	D	V1	*	*	*	*	3	10	19
		Szabo, Sandor		D	V2	D	V1	*	*	*	*	2	13	15
		Gyuricza, Jozsef		V1	V1	V1	V1	*	*	*	*	4	04	20
												13	35	74
				President—Vilcea, Andrei										RUMANIA
Pist G	Pool C	Winner—JAPAN	11 — 5	U.A.R.—Loser										
Teams				1	2	3	4	5	6	7	8	V	TR	TD
JAPAN		Mano, Kazuo		*	*	*	*	V3	V1	V1	V2	4	07	20
		Shimizu, Fujio		*	*	*	*	D	V0	V0	V3	3	08	19
		Tabuchi, Kazuhiko		*	*	*	*	D	D	D	V2	1	17	15
		Okawa, Heizaburo		*	*	*	*	V2	V2	D	V2	3	11	17
												11	43	71
U.A.R.		Elkalyoubi, M.		D	V4	V4	D	*	*	*	*	2	18	15
		Sehem, Mostafa		D	D	V2	D	*	*	*	*	1	17	08
		Elashmawi, Farid		D	D	V4	V2	*	*	*	*	2	16	11
		Abdelrahman, Sameh		D	D	D	D	*	*	*	*	0	20	09
												5	71	43
				President—Pawlas, Zygmunt										POLAND
Pist H	Pool D	Winner—U.S.S.R.	10 — 0	IRAN—Loser										
Teams				1	2	3	4	5	6	7	8	V	TR	TD
U.S.S.R.		Zhdanovich, Victor		*	*	*	*		V2	V1	V0	3	03	15
		Sharov, Yury		*	*	*	*	V0		V1		2	01	10
		Sisikin, Yuriy		*	*	*	*	V0	V1		V1	3	02	15
		Sveshnikov, Herman		*	*	*	*	V1	V2			2	03	10
												10	09	50
IRAN		Almasi, Houshmand			D	D	D	*	*	*	*	0	15	1
		Madani, Naser		D		D	D	*	*	*	*	0	15	5
		Zarnegar, Shahpour		D	D			*	*	*	*	0	10	2
		Zarnegar, Bijhan		D		D		*	*	*	*	0	10	1
												0	50	9
				President—Burisch, Erich										GERMANY

Pist I	Pool D	Winner—GERMANY	9 — 0	COLOMBIA—Loser										
	Teams			1	2	3	4	5	6	7	8	V	TR	TD
GERMANY		Gerresheim, Tim		*	*	*	*		V0	V2	V4	3	06	15
		Mehl, Franz Adolf		*	*	*	*	V0		V1		2	01	10
		Theuerkauff, J.		*	*	*	*		V2		V1	2	03	10
		Brecht, Julius Emil		*	*	*	*	V1	V1			2	02	10
												9	12	45
COLOMBIA		Posada, Ignacio			D		D	*	*	*	*	0	10	01
		Tamayo, Didier		D		D	D	*	*	*	*	0	15	03
		Echeverri, Emilio		D	D			*	*	*	*	0	10	03
		Sastre, Ernesto		D		D		*	*	*	*	0	10	05
												0	45	12
				President—Coicaud, Rene										FRANCE
Pist H	Pool D	Winner—U.S.S.R.	16 — 0	COLOMBIA—Loser										
	Teams			1	2	3	4	5	6	7	8	V	TR	TD
U.S.S.R.		Sharov, Yury		*	*	*	*	V3	V0	V3	V0	4	06	20
		Sisikin, Yuriy		*	*	*	*	V1	V0	V1	V0	4	02	20
		Sveshnikov, Herman		*	*	*	*	V3	V1	V2	V1	4	07	20
		Midler, Mark		*	*	*	*	V2	V2	V1	V0	4	05	20
												16	20	80
COLOMBIA		Posada, Ignacio		D	D	D	D	*	*	*	*	0	20	09
		Tamayo, Didier		D	D	D	D	*	*	*	*	0	20	03
		Echeverri, Emilio		D	D	D	D	*	*	*	*	0	20	07
		Posada, Humberto		D	D	D	D	*	*	*	*	0	20	01
												0	80	20
				President—Burisch, Erich										GERMANY
Pist I	Pool D	Winner—GERMANY	14 — 2	IRAN—Loser										
	Teams			1	2	3	4	5	6	7	8	V	TR	TD
GERMANY		Wellmann, Dieter		*	*	*	*	V0	V0	V1	V1	4	02	20
		Mehl, Franz Adolf		*	*	*	*	V0	V1	V2	D	3	08	19
		Gerresheim, Tim		*	*	*	*	V0	V1	V0	V2	4	03	20
		Brecht, Julius Emil		*	*	*	*	V1	V2	V2	D	3	10	19
												14	23	78
IRAN		Almasi, Houshmand		D	D	D	D	*	*	*	*	0	20	01
		Zarnegar, Bijhan		D	D	D	D	*	*	*	*	0	20	04
		Zarnegar, Shahpour		D	D	D	D	*	*	*	*	0	20	05
		Madani, Naser		D	V4	D	V4	*	*	*	*	2	18	13
												2	78	23
				President—Coicaud, Rene										FRANCE

Round Summary

	Teams	1	2	3	4	VT	VI	TR	TD	Place	Q/E
Pool A	FRANCE	*	V3	D	V0	02	30	140	186	1	Q
	U.S.A.	D	*	V8	V5	02	22	153	168	3	E
	RUMANIA	V5	D	*	V0	02	28	127	162	2	Q
	ARGENTIN	D	D	D	*		05	196	100	4	E
Pool B	POLAND	*	V5		V3	02	22	088	137	1	Q
	BRITAIN	D	*	D			12	125	096	3	E
	ITALY		V7	*	V3	02	22	091	138	2	Q
	AUSTRALA	D		D	*		06	150	083	4	E
Pool C	HUNGARY	*		V4	V3	02	22	072	131	2	Q
	JAPAN		*	V5	V0	02	22	056	126	1	Q
	U.A.R.	D	D	*			09	128	080	3	E
	KOREA	D	D		*		03	129	048	4	E
Pool D	U.S.S.R.	*		V0	V0	02	26	029	130	1	Q
	GERMANY		*	V2	V0	02	23	035	123	2	Q
	IRAN	D	D	*			02	128	032	3	E
	COLOMBIA	D	D		*		00	125	032	4	E

Play-off Match for 5th Place

Pist I	Winner—RUMANIA	9 — 5	HUNGARY—Loser										
Teams			1	2	3	4	5	6	7	8	V	TR	TD
RUMANIA	Falb, Iuliu		*	*	*	*	V4	D	V2	D	2	16	16
	Haukler, Stefan		*	*	*	*	D	V3	D	V2	2	15	15
	Drimba, Ioan		*	*	*	*	V4	D		V1	2	10	14
	Muresan, Tanase		*	*	*	*	V1	V4	V3		3	08	15
											9	49	60
HUNGARY	Kamuti, Jeno		D	V1	D	D	*	*	*	*	1	16	14
	Gyuricza, Jozsef		V2	D	V4	D	*	*	*	*	2	16	17
	Gyarmati, Bela		D	V4		D	*	*	*	*	1	14	10
	Szabo, Sandor		V4	D	D		*	*	*	*	1	14	08
											5	60	49
			President—Coicaud, Rene FRANCE										

Pist G	Winner—GERMANY	9 — 5	ITALY—Loser										
Teams			1	2	3	4	5	6	7	8	V	TR	TD
GERMANY	Mehl, Franz Adolf		*	*	*	*	D	V3	V0	D	2	13	17
	Wellmann, Dieter		*	*	*	*	V0	V4	V4	V4	4	12	20
	Gerresheim, Tim		*	*	*	*	V0	D		V2	2	07	14
	Brecht, Julius Emil		*	*	*	*	D	D	V4		1	14	10
											9	46	61
ITALY	Pinelli, Arcangelo		V3	D	D	V2	*	*	*	*	2	15	10
	Granieri, Nicola		D	D	V4	V3	*	*	*	*	2	17	17
	La Ragione, Pasquale		D	D		D	*	*	*	*	0	15	08
	Milanesi, Gianguido		V4	D	D		*	*	*	*	1	14	11
											5	61	46
			President—Nigrón, Roger FRANCE										

Pist G	Winner—GERMANY	8 — 8	RUMANIA—Loser										
Teams			1	2	3	4	5	6	7	8	V	TR	TD
RUMANIA	Falb, Iuliu		*	*	*	*	V1	D	V1	D	2	12	16
	Haukler, Stefan		*	*	*	*	D	D	D	V1	1	16	14
	Drimba, Ioan		*	*	*	*	D	V4	D	V4	2	18	11
	Muresan, Tanase		*	*	*	*	V3	D	V3	V3	3	14	16
											8	60	57
GERMANY	Wellmann, Dieter		D	V4	V1	D	*	*	*	*	2	15	14
	Brecht, Julius Emil		V2	V1	D	V1	*	*	*	*	3	09	19
	Mehl, Franz Adolf		D	V4	V0	D	*	*	*	*	2	14	14
	Gerresheim, Tim		V4	D	D	D	*	*	*	*	1	19	13
											8	57	60
			President—Montano, Aldo ITALY										

Semi-Final Match

Pist F	Winner—U.S.S.R.	9 — 6	FRANCE—Loser										
Teams			1	2	3	4	5	6	7	8	V	TR	TD
U.S.S.R.	Midler, Mark		*	*	*	*	V3	D	V4	V3	3	15	19
	Sveshnikov, Herman		*	*	*	*	D	V3	V1	V2	3	11	16
	Sisikin, Yuriy		*	*	*	*	D	V2	V3	V1	3	11	19
	Zhdanovich, Victor		*	*	*	*	D	D	D		0	15	07
											9	52	61
FRANCE	Revenu, Daniel		D	V1	V4	V3	*	*	*	*	3	13	18
	Courtillat, Jacky		V4	D	D	V0	*	*	*	*	2	14	15
	Rodocanachi, Pierre		D	D	D	V4	*	*	*	*	1	19	13
	Magnan, Jean Claude		D	D	D		*	*	*	*	0	15	06
											6	61	52
			President—Palocz, Endre HUNGARY										



Men's Foil Team events were won by

Les épreuves d'équipe Fleuret messieurs furent gagnées par

① U.S.S.R. ② POLAND ③ FRANCE

Pist H		Winner—POLAND	9 — 4		JAPAN—Loser								V	TR	TD
Teams			1	2	3	4	5	6	7	8					
POLAND	Rozycki, Janusz		*	*	*	*	V1	V2	D	D	2	13	17		
	Skrudlik, Zbigniew		*	*	*	*	V1		V0	D	2	06	11		
	Parulski, Ryszard		*	*	*	*	V4	V0		D	2	09	12		
	Woyda, Witold		*	*	*	*	V1	V4	V3		3	08	15		
											9	36	55		
JAPAN	Mano, Kazuo		D	D	D	D	*	*	*	*	0	20	07		
	Tabuchi, Kazuhiko		D		D	D	*	*	*	*	0	15	06		
	Shimizu, Fujio		V3	D		D	*	*	*	*	1	13	08		
	Okawa, Heizaburo		V4	V1	V2		*	*	*	*	3	07	15		
											4	55	36		
												President—Bukantz, Daniel		U.S.A.	

Play-off Match for 3rd Place

Pist F		Winner—FRANCE	9 — 4		JAPAN—Loser								V	TR	TD
Teams			1	2	3	4	5	6	7	8					
FRANCE	Revenu, Daniel		*	*	*	*	V1	V2	D	V2	3	10	16		
	Courtillat, Jacky		*	*	*	*	V0		V3	V3	3	06	15		
	Rodocanachi, Pierre		*	*	*	*	V2	D		V4	2	11	14		
	Noel, Christian		*	*	*	*	V3	D	D		1	13	11		
											9	40	56		
JAPAN	Mano, Kazuo		D	D	D	D	*	*	*	*	0	20	06		
	Tabuchi, Kazuhiko		D		V4	V3	*	*	*	*	2	12	12		
	Shimizu, Fujio		V1	D		V3	*	*	*	*	2	09	13		
	Okawa, Heizaburo		D	D	D		*	*	*	*	0	15	09		
											4	56	40		
												President—Ouralov, Julen		U.S.S.R.	

Final Match

Pist L		Winner—U.S.S.R.	9 — 7		POLAND—Loser								V	TR	TD
Teams			1	2	3	4	5	6	7	8					
POLAND	Skrudlik, Zbigniew		*	*	*	*	D	V4	D	V2	2	16	16		
	Woyda, Witold		*	*	*	*	D	V0	V0	D	2	10	15		
	Parulski, Ryszard		*	*	*	*	D	V2	D	D	1	17	15		
	Franhe, Egon		*	*	*	*	D	V2	V4	D	2	16	14		
											7	59	60		
U.S.S.R.	Sveshnikov, Herman		V2	V1	V3	V0	*	*	*	*	4	06	20		
	Zhdanovich, Victor		D	D	D	D	*	*	*	*	0	20	08		
	Midler, Mark		V4	D	V4	D	*	*	*	*	2	18	14		
	Sisikim, Yuriy		D	V4	V3	V4	*	*	*	*	3	16	17		
											9	60	59		
												President—Czvikovszky, Ferenc		HUNGARY	

Foil Ladies Team—Fleuret, Équipe (Femmes) 10 countries 10 teams Oct. 16~17

Previous Olympic Winners

1960 U.S.S.R.

1st Round

Pist A	Pool A	Winner—FRANCE	9 — 7	BRITAIN—Loser										
	Teams			1	2	3	4	5	6	7	8	V	TR	TD
BRITAIN		Netherway, Shirley		*	*	*	*	V1	D	V2	D	2	11	13
		Offredy, Thoresa Mary		*	*	*	*	D	V2	D	D	1	14	11
		Bewley Cathie, Janet C.		*	*	*	*	V1	V3	V0	V3	4	07	16
		Watts-Tobin, Mary E. A. B.		*	*	*	*	D	D	D	D	0	16	04
												7	48	44
FRANCE		Level, Annick		D	V3	D	V1	*	*	*	*	2	12	10
		Revenu, Colette		V2	D	D	V0	*	*	*	*	2	10	13
		Gapais, Brigitte		D	V3	D	V1	*	*	*	*	2	12	10
		Depetris, Marie Chantai		V3	V1	D	V2	*	*	*	*	3	10	15
												9	44	48
				President—Pawlas, Zygmunt										POLAND
Pist A	Pool A	Winner—ITALY	9 — 6	BRITAIN—Loser										
	Teams			1	2	3	4	5	6	7	8	V	TR	TD
ITALY		Camber, Irene		*	*	*	*	D	D	V1	V1	2	10	11
		Sanguineti, Natalina		*	*	*	*	V3	D	V3	V0	3	10	15
		Colombetti, Bruna		*	*	*	*	D	V0	V3	D	2	11	09
		Masciotta, Giovanna		*	*	*	*	D	V0	V0		2	04	10
												9	35	45
BRITAIN		Bewley Cathie, Janet C.		V2	D	V1	V2	*	*	*	*	3	09	15
		Netherway, Shirley		V1	V3	D	D	*	*	*	*	2	12	08
		Watts-Tobin, Mary E. A. B.		D	D	D	D	*	*	*	*	0	16	07
		Offredy, Thoresa Mary		D	D	V0		*	*	*	*	1	08	05
												6	45	35
				President—Pawlowjki, M.										POLAND
Pist B	Pool B	Winner—RUMANIA	10 — 6	U.S.A.—Loser										
	Teams			1	2	3	4	5	6	7	8	V	TR	TD
RUMANIA		Gyulai, Ileana		*	*	*	*	V2	V1	V1	V2	4	06	16
		Dersidan, Ana		*	*	*	*	D	D	D	D	0	16	06
		Szabo, Olga		*	*	*	*	V1	V3	V3	V0	4	07	16
		Vicol, Maria		*	*	*	*	V3	D	V3	D	2	14	09
												10	43	47
U.S.A.		Drungis, Anne Mary		D	V1	D	D	*	*	*	*	1	13	10
		Romary, Janice-Lee		D	V1	D	V1	*	*	*	*	2	10	12
		O'Connor, Denise C.		D	V1	D	D	*	*	*	*	1	13	11
		King, Harriet		D	V3	D	V0	*	*	*	*	2	11	10
												6	47	43
				President—Mangiarotti, Edoardo										ITALY
Pist B	Pool B	Winner—HUNGARY	9 — 1	U.S.A.—Loser										
	Teams			1	2	3	4	5	6	7	8	V	TR	TD
U.S.A.		O'Connor, Denise C.		*	*	*	*		D	D	D	0	12	06
		King, Harriet		*	*	*	*	D		V2		1	06	07
		Angell, Tommy Ferrell		*	*	*	*	D	D		D	0	12	03
		Romary, Janice-Lee		*	*	*	*	D	D			0	08	03
												1	38	19
HUNGARY		Sakovics Domolky, Lidia			V3	V2	V2	*	*	*	*	3	07	12
		Juhasz, Katalin		V1		V0	V1	*	*	*	*	3	02	12
		Foldesi Marosi, Paula		V2	D			*	*	*	*	1	06	06
		Mendelnyi Agoston, Judit		V3		V1		*	*	*	*	2	04	08
												9	19	38
				President—Mangiarotti, Edoardo										ITALY

Pist D	Pool C	Winner—GERMANY	12 — 4	JAPAN—Loser										
	Teams			1	2	3	4	5	6	7	8	V	TR	TD
JAPAN		Komori, Yoshie		*	*	*	*	D	D	D	D	0	16	05
		Yasui, Tamiko		*	*	*	*	D	V3	D	V3	2	14	12
		Takeuchi, Yoshie		*	*	*	*	D	D	D	D	0	16	10
		Owada, Tomoko		*	*	*	*	D	V3	V0	D	2	11	11
												4	57	38
GERMANY		Schmid, H.		V0	V2	V2	V1	*	*	*	*	4	05	16
		Scherberger, Rosemarie		V1	D	V3	D	*	*	*	*	2	12	14
		Theuerkauff, Gudrun		V1	V2	V2	D	*	*	*	*	3	09	12
		Mees, Helga Margot		V3	D	V3	V2	*	*	*	*	3	12	15
												12	38	57
				President—Palocz, Endre								HUNGARY		
Pist C	Pool C	Winner—U.S.S.R.	13 — 3	AUSTRALA—Loser										
	Teams			1	2	3	4	5	6	7	8	V	TR	TD
U.S.S.R.		Shishova, Ludmila		*	*	*	*	V3	V0	V2	V3	4	08	16
		Prudskova, Valentina		*	*	*	*	V1	V2	V3	D	3	10	13
		Rastvorova, Valentina		*	*	*	*	V2	V2	V1	V1	4	06	16
		Samusenko, Tatyana		*	*	*	*	V3	V3	D	D	2	14	12
												13	38	57
AUSTRALA		Winter, Ulrike		D	D	D	D	*	*	*	*	0	16	09
		Winter, Walburga		D	D	D	D	*	*	*	*	0	16	07
		Winter, Johanna		D	D	D	V2	*	*	*	*	1	14	10
		Hopner, Janet Dorothea		D	V1	D	V2	*	*	*	*	2	11	12
												3	57	38
				President—Burisch, Erich								GERMANY		
Pist C	Pool C	Winner—U.S.S.R.	10 — 4	JAPAN—Loser										
	Teams			1	2	3	4	5	6	7	8	V	TR	TD
JAPAN		Komori, Yoshie		*	*	*	*	D	D	D	D	0	16	05
		Yasui, Tamiko		*	*	*	*	D	V3	D	D	1	15	10
		Owada, Tomoko		*	*	*	*	D	V3		V1	2	08	10
		Takeuchi, Yoshie		*	*	*	*	D	D	V3		1	11	06
												4	50	31
U.S.S.R.		Samusenko, Tatyana		V1	V0	V2	V2	*	*	*	*	4	05	16
		Prudskova, Valentina		V2	D	D	V0	*	*	*	*	2	10	14
		Gorokhova, Galina		V2	V3		D	*	*	*	*	2	09	11
		Rastvorova, Valentina		V0	V3	D		*	*	*	*	2	07	09
												10	31	50
				President—Palocz, Endre								HUNGARY		
Pist D	Pool C	Winner—GERMANY	9 — 6	AUSTRALA—Loser										
	Teams			1	2	3	4	5	6	7	8	V	TR	TD
GERMANY		Theuerkauff, Gudrun		*	*	*	*	V2	D	D	D	1	14	11
		Scherberger, Rosemarie		*	*	*	*	D	V2	V2	V2	3	10	15
		Schmid, H.		*	*	*	*	V1	D	V0	D	2	09	13
		Mees, Helga Margot		*	*	*	*	V1	V2	V3		3	06	12
												9	39	51
AUSTRALA		Redman, Jan		D	V3	D	D	*	*	*	*	1	15	08
		Winter, Johanna		V2	D	V2	D	*	*	*	*	2	12	12
		Winter, Walburga		V2	D	D	D	*	*	*	*	1	14	09
		Hopner, Janet Dorothea		V3	D	V3		*	*	*	*	2	10	10
												6	51	39
				President—Ouralov, Julen								U.S.S.R.		

Round Summary

	Teams	1	2	3	VT	VI	TR	TD	Place	Q/E	
Pool A	ITALY	*		V6	01	09	035	045	1		
	FRANCE		*	V7	01	09	044	048	2	Q	
	BRITAIN	D	D	*		13	093	079	3	E	
Pool B	HUNGARY	*		V1	01	09	019	038	2	Q	
	RUMANIA		*	V6	01	10	043	047	1	Q	
	U.S.A.	D	D	*		07	085	062	3	E	
	Teams	1	2	3	4	VT	VI	TR	TD	Place	Q/E
Pool C	U.S.S.R.	*		V4	V3	2	23	069	107	1	Q
	GERMANY		*	V4	V6	2	21	077	108	2	Q
	JAPAN	D	D	*			08	107	069	4	E
	AUSTRALA	D	D		*		09	108	077	3	E

2nd Round

Pist D	Winner—GERMANY	8 — 8	FRANCE—Loser										
Teams			1	2	3	4	5	6	7	8	V	TR	TD
FRANCE	Revenu, Colette		*	*	*	*	D	V0	D	V3	2	11	10
	Level, Annick		*	*	*	*	D	V3	V1	V3	3	11	12
	Rousselet, Catherine		*	*	*	*	D	V2	V1	D	2	11	09
	Depetris, Marie Chantai		*	*	*	*	D	V1	D	D	1	13	09
											8	46	40
GERMANY	Schmid, H.		V0	V0	V0	V3	*	*	*	*	4	03	16
	Scherberger, Rosemarie		D	D	D	D	*	*	*	*	0	16	06
	Theuerkauff, Gudrun		V2	D	D	V0	*	*	*	*	2	10	10
	Mees, Helga Margot		D	D	V1	V2	*	*	*	*	2	11	14
											8	40	46
			President—Mangiarotti, Edoardo										ITALY
Pist A	Winner—U.S.S.R.	9 — 4	RUMANIA—Loser										
Teams			1	2	3	4	5	6	7	8	V	TR	TD
RUMANIA	Gyulai, Ileana		*	*	*	*	D	D	V3	V1	2	12	11
	Jensik, Ecaterina		*	*	*	*	D		D	D	0	12	06
	Szabo, Olga		*	*	*	*	V2	D		D	1	10	06
	Vicol, Maria		*	*	*	*	V3	D	D		1	11	05
											4	45	28
U.S.S.R.	Prudskova, Valentina		V2	V1	D	D	*	*	*	*	2	11	13
	Rastvorova, Valentina		V1		V1	V0	*	*	*	*	3	02	12
	Gorokhova, Galina		D	V2		V1	*	*	*	*	2	07	11
	Samusenko, Tatyana		D	V3	V1		*	*	*	*	2	08	09
											9	28	45
			President—Czvikovszky, Ferenc										HUNGARY
			—Pawlas, Zygmunt										POLAND

Play-off Match for 5th Place Play-off—Final 8.30~16.30 Oct. 17

Pist F	Winner—RUMANIA	9 — 6	FRANCE—Loser										
Teams			1	2	3	4	5	6	7	8	V	TR	TD
RUMANIA	Gyulai, Ileana		*	*	*	*	V1	V2	D	D	2	11	11
	Dersidan, Ana		*	*	*	*	D	D	V3	V1	2	12	10
	Szabo, Olga		*	*	*	*	V3	V1	V3	D	3	11	15
	Vicol, Maria		*	*	*	*	V1	V1	D		2	06	10
											9	40	46
FRANCE	Level, Annick		D	V0	D	D	*	*	*	*	1	12	09
	Gapais, Brigitte		D	V2	D	D	*	*	*	*	1	14	08
	Rousselet, Catherine		V1	D	D	V2	*	*	*	*	2	11	14
	Depetris, Marie Chantai		V2	D	V3		*	*	*	*	2	09	09
											6	46	40
			President—Bukantz, Daniel										U.S.A.

Epee Men Individual==**Épée, Individuel** 25 countries 65 competitors Oct. 18~19

Previous Olympic Winners

1900	R. Fonst	CUBA	1932	G. Cornaggia-Medici	ITALY
1904	R. Fonst	CUBA	1936	F. Riccardi	ITALY
1908	G. Alibert	FRANCE	1948	L. Cantone	ITALY
1912	P. Anspach	BELGIUM	1952	E. Mangiarotti	ITALY
1920	A. Massard	FRANCE	1956	C. Pavesi	ITALY
1924	C. Del Porte	BELGIUM	1960	G. Delfino	ITALY
1928	L. Gaudin	FRANCE			

1st Round

Pool A Pist A

Name	Country	1	2	3	4	5	6	7	8	V	TR	TD	Place
Lagfrwall, Hans	SWEDEN	*	V3	V3	V0	D	V1	V2	V2	6	16	34	1 Q
Polledri, Claudio	SWITZ	D	*	D	V4	D	V0	V4	V1	4	24	27	4 Q
Losert, Roland	AUSTRIA	D	V1	*	V3	V0	V2	D	V0	5	16	32	3 Q
Casco, Zelmar Roberto	ARGENTIN	D	D	D	*	D	V1	D	V1	2	27	25	6 E
Khabarov, Bruno	U.S.S.R.	V4	V3	D	V4	*	V1	V2	V3	6	22	30	2 Q
Kim, Man Shik	KOREA	D	D	D	D	D	*	D	V3	1	33	12	7 E
Humphreys, John Douglas	AUSTRALA	D	D	V4	V4	D	V2	*	V2	4	27	28	5 Q
Theseira, Ronnie Ignatius	MALAYSIA	D	D	D	D	D	D	D	*	0	35	12	8 E

President—Axelrod, Albert U.S.A.
—Linkmeyer, Fred U.S.A.

Pool B Pist B

Name	Country	1	2	3	4	5	6	7	8	V	TR	TD	Place
Dreyfus, Yves	FRANCE	*	V1	D	D	D	V2	V4	V1	4	23	29	3 Q
Sayd, Hassan	LEBANON	D	*	V2	V1	D	D	V4	V2	4	24	26	4 Q
Van Den Driessche, Rene	BELGIUM	V3	D	*	V0	D	D	D	V1	3	24	25	6 E
Xuan, Tran Van	VIET-NAM	V2	D	D	*	D	D	D	D	1	32	12	7 E
Kriss, Grigory	U.S.S.R.	V4	V1	V2	V1	*	V3	D	V0	6	16	35	1 Q
Gnaier, Paul Karl Rudolf	GERMANY	D	V4	V4	V1	D	*	V1	V4	5	24	30	2 Q
Okawa, Heizaburo	JAPAN	D	D	V2	V3	D	D	*	V4	3	29	29	5 Q
Ryan, Michael	IRELAND	D	D	D	V1	D	D	D	*	1	31	17	8 E

Barrage

Name	Country	1	2	V	TR	TD	Place
Okawa, Heizaburo	JAPAN	*	V1	1	01	05	5 Q
Van Den Driessche, Rene	BELGIUM	D	*	0	05	01	6 E

President—Golianitski, Anatole U.S.S.R.
—Boukun, German U.S.S.R.

Pool C Pist C

Name	Country	1	2	3	4	5	6	7	8	V	TR	TD	Place
Jacobs, Peter	BRITAIN	*	V4	V0	V3	V2	D	V3	V3	6	20	34	1 Q
Nielaba, Henryk	POLAND	D	*	V1	V0	D	V2	V0	V3	5	16	31	2 Q
Serp, Erancisco Basilio	ARGENTIN	D	D	*	D	D	V4	V1	D	2	30	19	7 E
Kostava, Guram	U.S.S.R.	D	D	V4	*	V3	V3	V0	V3	5	23	28	3 Q
Lindwall, Orvar	SWEDEN	D	V2	V2	D	*	D	V1	V0	4	20	28	4 Q
Gemayel, Joseph	LEBANON	V4	D	D	D	V3	*	V3	D	3	30	24	6 E
Zarnegar, Bijhan	IRAN	D	D	D	D	D	D	*	D	0	35	10	8 E
Bouchier-Hayes, J. D. M. N.	IRELAND	D	D	V2	D	D	V0	V2	*	3	24	24	5 Q

Barrage

Name	Country	1	2	V	TR	TD	Place
Gemayel, Joseph	LEBANON	*	D	0	05	04	6 E
Bouchier-Hayes, J. D. M. N.	IRELAND	V4	*	1	04	05	5 Q

President—Yamaguchi, Yoshio JAPAN
—Boyer, Henri FRANCE

Pool D Pist D															
Name	Country	1	2	3	4	5	6	7	8	V	TR	TD	Place		
Saccaro, Gianluigi	ITALY	*	D	V4	D	D	V1	V1	V1	4	22	32	4	Q	
Trost, Rudolf	AUSTRIA	V4	*	D	V3	V4	V3	V1	D	5	25	34	3	Q	
Gonsior, Bogdan	POLAND	D	V5	*	V4	V2	V2	V2	V3	6	23	34	1	Q	
Haukler, Stefan	RUMANIA	V4	D	D	*	V2	V0	V4	D	4	25	31	5	Q	
Anger, Frank Davic	U.S.A.	V4	D	D	D	*	V1	V2	D	3	27	26	6	E	
Andru, John	CANADA	D	D	D	D	D	*	V4	D	1	34	14	7	E	
Zarnegar, Shahpour	IRAN	D	D	D	D	D	*	D	D	0	35	14	8	E	
Saikali, Michel	LEBANON	D	V4	D	V4	V3	V2	V0	*	5	23	29	2	Q	
													President—Yamamoto, Nobuhiro	JAPAN	
													—Beuys, Werner	GERMANY	

Pool E Pist E															
Name	Country	1	2	3	4	5	6	7	8	9	V	TR	TD	Place	
Pellegrino, Alberto	ITALY	*	V2	V4	D	D	V1	V5	V1	V0	6	23	36	2 Q	
Bar, Walter	SWITZ	D	*	V1	V3	V4	V1	D	V1	V3	6	23	36	2 Q	
Vergara, Sergio	CHILE	D	D	*	D	D	V3	D	V1	D	2	34	22	7 E	
Hecke, Dietrich Eberhard	GERMANY	V3	D	V0	*	D	V2	V2	V4	D	5	26	34	5 Q	
Bourquard, Claude	FRANCE	V3	D	V3	V2	*	V1	V4	V2	V3	7	23	39	1 Q	
Tamayo, Didier	COLOMBIA	D	D	D	D	D	*	D	V3	D	1	38	17	8 E	
Abrahamson, Goran	SWEDEN	D	V4	V0	D	D	V1	*	V3	V2	5	25	36	4 Q	
Almasi, Houshmand	IRAN	D	D	D	D	D	D	D	*	V4	1	39	20	9 E	
Hahn, Myung Seok	KOREA	D	D	V4	V4	D	V3	D	D	*	3	36	27	6 E	
													President—Kobayashi, Hideo	JAPAN	
													—Galimi, Felix Domingo	ARGENTIN	

Pool F Pist F															
Name	Country	1	2	3	4	5	6	7	8	V	TR	TD	Place		
Delfino, Giuseppe	ITALY	*	D	V2	V2	V4	D	D	V0	4	23	32	3	Q	
Jay, Allan Louis Neville	BRITAIN	D	*	V2	D	V4	V2	D	V3	4	26	27	4	Q	
Sastre, Ernesto	COLOMBIA	D	D	*	D	D	D	D	D	0	35	13	8	E	
Kulcsar, Gyoyo	HUNGARY	D	V2	V1	*	V3	D	V2	V2	5	20	30	2	Q	
Leyrer, Marcus	AUSTRIA	D	D	V2	D	*	D	V2	V2	3	26	29	5	Q	
Rompza, Franz	GERMANY	V3	D	V1	V3	V3	*	V4	V4	6	23	32	1	Q	
Lund, Ivan Bernard	AUSTRALA	V4	V0	V2	D	D	D	*	D	3	26	25	6	E	
Foxcroft, Robert	CANADA	D	D	V3	D	D	D	V2	*	2	30	21	7	E	
Barrage															
Name	Country	1	2	V	TR	TD	Place								
Lund, Ivan Bernard	AUSTRALA	*	D	0	05	05	6 E								
Leyrer, Marcus	AUSTRIA	D	*	0	05	05	5 Q								
													President—Morita, Yoshihiko	JAPAN	
													—Plazonich, Paul	FRANCE	

Pool G Pist G															
Name	Country	1	2	3	4	5	6	7	8	V	TR	TD	Place		
Guittet, Jack	FRANCE	*	V2	V1	D	V3	V4	V4	D	5	24	30	2	Q	
Kausz, Istvan	HUNGARY	D	*	V3	V2	D	V1	D	V3	4	24	28	4	Q	
Echeverri, Emilio	COLOMBIA	D	D	*	D	D	D	V4	D	1	34	24	8	E	
Tabuchi, Kazuhiko	JAPAN	V3	D	V3	*	V1	V1	D	V4	5	22	27	1	Q	
Hobby, Russ Keith	AUSTRALA	D	V2	V4	D	*	V5	D	D	3	31	23	6	E	
Jimenez, Sergio	CHILE	D	D	V4	D	D	*	V3	D	2	32	24	7	E	
Steininger, Michel	SWITZ	D	V4	D	V0	V1	D	*	V1	4	21	31	3	Q	
Micahnik, David Morris	U.S.A.	V2	D	V4	D	V3	V3	D	*	4	27	28	5	Q	
													President—Nannini, Oriando Hipolito	ARGENTIN	
													—Vilcea, Andrei	RUMANIA	

Pool H	Pist H													
Name	Country	1	2	3	4	5	6	7	8	V	TR	TD	Place	
Hoskyns, Henry William F.	BRITAIN	*	V0	V2	V0	V3	V0	D	V0	6	10	31	1	Q
Pesthy, Paul Karoly	U.S.A.	D	*	D	V2	D	V0	V3	V2	4	22	26	3	Q
Glos, Wieslaw	POLAND	D	V3	*	D	D	V3	V4	V3	4	28	27	5	Q
Shin, Doo Ho	KOREA	D	D	V3	*	D	V3	V3	V2	4	26	24	4	Q
Nemere, Zoltan	HUNGARY	D	V3	V2	V2	*	V1	V3	V0	6	16	33	2	Q
Taboada, Jesus F. Z.	ARGENTIN	D	D	D	D	D	*	D	D	0	35	15	8	E
Araki, Toshiaki	JAPAN	V1	D	D	D	D	V4	*	V1	3	26	28	6	E
Gloffka, Aquiles	CHILE	D	D	D	D	D	V4	D	*	1	34	13	7	E
												President—McCowage, Brian	Patrik	AUSTRALA
												—Tawfik, Hassan		U.A.R.

2nd Round

Pool A	Pist A													
Name	Country	1	2	3	4	5	6	7	V	TR	TD	Place		
Kulcsar, Gyozo	HUNGARY	*	V1	V1	V3	D	V4	V3	5	17	27	1	Q	
Sayd, Hassan	LEBANON	D	*	V4	V2	D	V1	D	3	22	20	3	Q	
Tabuchi, Kazuhiko	JAPAN	D	D	*	D	D	V4	D	1	29	18	7	E	
Bouchier-Hayes, J. D. M. N.	IRELAND	D	D	V2	*	D	D	D	1	27	13	6	E	
Lagfrwall, Hans	SWEDEN	V2	V0	V2	V1	*	D	D	4	15	28	2	Q	
Glos, Wieslaw	POLAND	D	D	D	V0	V3	*	D	2	23	24	5	E	
Delfino, Giuseppe	ITALY	D	V4	V4	V2	D	D	*	3	25	28	4	Q	
												President—Heide, Raoul	NORWAY	
												—Axelrod, Albert		U.S.A.

Pool B	Pist B													
Name	Country	1	2	3	4	5	6	7	V	TR	TD	Place		
Kriss, Grigory	U.S.S.R.	*	V0	V3	D	D	V2	V4	4	19	27	1	Q	
Dreyfus, Yves	FRANCE	D	*	D	D	V2	D	D	1	27	20	7	E	
Abrahamson, Goran	SWEDEN	D	V3	*	D	V5	D	V3	3	26	24	4	Q	
Pellegrino, Alberto	ITALY	V5	V4	V3	*	D	D	V4	4	26	26	3	Q	
Micahnik, David Morris	U.S.A.	V2	D	D	V4	*	D	V4	3	25	25	5	E	
Hoskyns, Henry William F.	BRITAIN	D	V5	V3	V2	V3	*	D	4	23	25	2	Q	
Kausz, Istvan	HUNGARY	D	V3	D	D	D	V3	*	2	26	25	6	E	

Barrage

Name	Country	1	2	V	TR	TD	Place		
Abrahamson, Goran	SWEDEN	*	V4	1	04	05	4	Q	
Micahnik, David Morris	U.S.A.	D	*	0	05	04	5	E	
								President—Beuys, Werner	GERMANY

Pool C	Pist C													
Name	Country	1	2	3	4	5	6	7	V	TR	TD	Place		
Jacobs, Peter	BRITAIN	*	D	D	V2	D	D	D	1	27	17	6	E	
Gnaier, Paul Karl Rudolf	GERMANY	V1	*	D	D	V0	D	V4	3	20	23	4	Q	
Guittet, Jack	FRANCE	V4	V1	*	D	V0	D	V3	4	18	27	2	Q	
Leyrer, Marcus	AUSTRIA	D	D	V3	*	V0	D	D	2	23	21	5	E	
Shin, Doo Ho	KOREA	V3	D	D	D	*	D	D	1	28	10	7	E	
Saccaro, Gianluigi	ITALY	V2	V2	V4	V1	V3	*	D	4	17	27	1	Q	
Steininger, Michel	SWITZ	V2	D	D	V3	V2	V2	*	4	19	27	3	Q	
												President—Golianitski, Anatole	U.S.S.R.	

Pool D Pist F														
Name	Country	1	2	3	4	5	6	7	V	TR	TD	Place		
Okawa, Heizaburo	JAPAN	*	V2	D	D	D	D	V3	2	25	21	6	E	
Polledri, Claudio	SWITZ	D	*	D	V3	D	V4	D	2	27	21	7	E	
Khabarov, Bruno	U.S.S.R.	V0	V4	*	D	D	D	D	2	24	19	5	E	
Nemere, Zoltan	HUNGARY	V4	D	V3	*	V2	V4	D	4	23	27	3	Q	
Gonsior, Bogdan	POLAND	V3	V3	V1	D	*	V3	D	4	20	25	1	Q	
Hecke, Dietrich Eberhard	GERMANY	V4	D	V3	D	D	*	V4	3	26	27	4	Q	
Trost, Rudolf	AUSTRIA	D	V2	V2	V4	V3	D	*	4	21	27	2	Q	
													President—Boyer, Henri	FRANCE

Pool E Pist H														
Name	Country	1	2	3	4	5	6	V	TR	TD	Place			
Bourquard, Claude	FRANCE	*	V1	V2	V1	D	D	3	14	24	2	Q		
Saikali, Michel	LEBANON	D	*	D	D	D	D	0	25	12	6	E		
Kostava, Guram	U.S.S.R.	D	V4	*	V2	V2	D	3	18	19	3	Q		
Lindwall, Orvar	SWEDEN	D	V0	D	*	V4	D	2	19	15	4	Q		
Haukler, Stefan	RUMANIA	D	D	D	D	*	D	0	25	17	5	E		
Losert, Roland	AUSTRIA	V4	V2	V2	V2	V1	*	5	11	25	1	Q		
													President—Heide, Raoul	NORWAY

Pool F Pist I														
Name	Country	1	2	3	4	5	6	V	TR	TD	Place			
Pesthy, Paul Karoly	U.S.A.	*	D	D	D	V3	D	1	23	17	6	E		
Rompza, Franz	GERMANY	V2	*	V2	V1	D	V3	4	13	21	2	Q		
Jay, Allan Louis Neville	BRITAIN	V2	D	*	D	D	V4	2	21	15	5	E		
Humphreys, John Douglas	AUSTRALA	V4	D	V2	*	D	D	2	21	17	4	Q		
Nielaba, Henryk	POLAND	D	V1	V1	V2	*	V2	4	11	23	1	Q		
Bar, Walter	SWITZ	V4	D	D	V4	D	*	2	23	19	3	Q		

Barrage														
Name	Country	1	2	3	V	TR	TD	Place						
Jay, Allan Louis Neville	BRITAIN	*	D	D	0	10	05	5	E					
Humphreys, John Douglas	AUSTRALA	V3	*		1	03	05	4	Q					
Bar, Walter	SWITZ	V2		*	1	02	05	3	Q					
													President—Mangiarotti, Edoardo	ITALY

3rd Round

Winner		Loser		President		
Guittet, Jack	FRANCE	9—10	Bar, Walter	SWITZ	Filogamo, Carlo	ITALY
Hecke, Dietrich Eberhard	GERMANY	9—10	Pellegrino, Alberto	ITALY	Boitelle, Roland	FRANCE
Nielaba, Henryk	POLAND	5—10	Humphreys, John Douglas	AUSTRALA	Alphonse, Lucien	FRANCE
Nemere, Zoltan	HUNGARY	8—10	Delfino, Giuseppe	ITALY	Boitelle, Roland	FRANCE
Kostava, Guram	U.S.S.R.	5—10	Steininger, Michel	SWITZ	Mangiarotti, Edoardo	ITALY
Saccaro, Gianluigi	ITALY	4—10	Gnaier, Paul Karl Rudolf	GERMANY	Palocz, Endre	HUNGARY
Lindwall, Orvar	SWEDEN	3—10	Sayd, Hassan	LEBANON	Ouralov, Julien	U.S.S.R.
Abrahamson, Goran	SWEDEN	9—10	Trost, Rudolf	AUSTRIA	Czvikovszky, Ferenc	HUNGARY

4th Round

Winner		Loser		President		
Hoskyns, Henry William F.	BRITAIN	7—10	Nemere, Zoltan	HUNGARY	Filogamo, Carlo	ITALY
Lindwall, Orvar	SWEDEN	6—10	Kulcsar, Gyozo	HUNGARY	Heide, Raoul	NORWAY
Saccaro, Gianluigi	ITALY	4—10	Lagfrwall, Hans	SWEDEN	Czvikovszky, Ferenc	HUNGARY
Kostava, Guram	U.S.S.R.	9—10	Losert, Roland	AUSTRIA	Mangiarotti, Edoardo	ITALY
Gonsior, Bogdan	POLAND	5—10	Hecke, Dietrich Eberhard	GERMANY	Alphonse, Lucien	FRANCE
Kriss, Grigory	U.S.S.R.	9—10	Abrahamson, Goran	SWEDEN	Boitelle, Roland	FRANCE
Bourquard, Claude	FRANCE	7—10	Nielaba, Henryk	POLAND	Sakovics, M.	HUNGARY
Rompza, Franz	GERMANY	10—10	Guittet, Jack	FRANCE	Midler, Mark	U.S.S.R.

5th Round

Pist	Winner	Country	Score	Loser	Country	President	Country
(B)	Kriss, Grigory	U.S.S.R.	3—10	Gonsior, Bogdan	POLAND	Mangiarotti, Edoardo	ITALY
(D)	Hoskyns, Henry	William F. BRITAIN	5—10	Rompza, Franz	GERMANY	Filogamo, Carlo	ITALY
(A)	Kostava, Guram	U.S.S.R.	3—10	Lindwall, Orvar	SWEDEN	Alphonse, Lucien	FRANCE
(C)	Saccaro, Gianluigi	ITALY	8—10	Bourquard, Claude	FRANCE	Midler, Mark	U.S.S.R.

Play-Off Matches for 5th and 6th Places

Pist	Winner	Country	Score	Loser	Country	President	Country
(D)	Gonsior, Bogdan	POLAND	7—10	Lindwall, Orvar	SWEDEN	Beaumont, Charles L. De	BRITAIN
(B)	Bourquard, Claude	FRANCE	8—10	Rompza, Franz	GERMANY	Heide Raoul	NORWAY
(B)	Gonsior, Bogdan	POLAND	3—10	Bourquard, Claude	FRANCE	Beaumont, Charles L. De	BRITAIN

Final Matches 17.30~20.00 Oct. 19

Pist L

Name	Country	1	2	3	4	V	TR	TD	Place
Kostava, Guram	U.S.S.R.	*	D	D	V2	1	12	12	3
Saccaro, Gianluigi	ITALY	V4	*	D	D	1	14	10	4
Hoskyns, Henry William F.	BRITAIN	V3	V4	*	D	2	12	15	2
Kriss, Grigory	U.S.S.R.	D	V1	V5	*	2	11	12	1

Barrage

Name	Country	1	2	V	TR	TD	Place
Hoskyns, Henry William F.	BRITAIN	*	D	0	05	02	2
Kriss, Grigory	U.S.S.R.	V2	*	1	02	05	1

Barrage

Name	Country	1	2	V	TR	TD	Place
Kostava, Guram	U.S.S.R.	*	V0	1	00	05	3
Saccaro, Gianluigi	ITALY	D	*	1	05	00	4

President—Bukantz, Daniel U.S.A.



**Epée Individual event
winner G. Kriss (URS)
G. Kriss (URS) vainqueur
de l'épreuve individuelle
d'Epée**

Sabre Men Individual==**Sabre, Individuel**

21 countries 52 competitors Oct. 19~20

Previous Olympic Winners

1896 J. Georgiades	GREECE	1928 O. Tersztyanszky	HUNGARY
1900 G. De La Falaise	FRANCE	1932 G. Piller	HUNGARY
1904 M. De Diaz	CUBA	1936 E. Kabos	HUNGARY
1908 J. Fuchs	HUNGARY	1948 A. Gerevich	HUNGARY
1912 J. Fuchs	HUNGARY	1952 P. Kovacs	HUNGARY
1920 N. Nadi	ITALY	1956 R. Karpati	HUNGARY
1924 S. Posta	HUNGARY	1960 R. Karpati	HUNGARY

1st Round

Pool A Pist A

Name	Country	1	2	3	4	5	6	V	TR	TD	Place
Rylsky, Yakov	U.S.S.R.	*	V1	V4	D	V2	V2	4	14	23	1 Q
Gonzalez Aldalur, R. A.	ARGENTIN	D	*	D	D	V1	V2	2	18	16	5 E
Drimba, Ioan	RUMANIA	D	V2	*	V2	V2	D	3	16	21	3 Q
Chicca, Pierluigi	ITALY	V3	V3	D	*	V1	V3	4	15	22	2 Q
Ryan, Michael	IRELAND	D	D	D	D	*	D	0	25	08	6 E
Posada, Ignacio	COLOMBIA	D	D	V2	D	V2	*	2	19	17	4 Q

Barrage

Name	Country	1	2	V	TR	TD	Place
Gonzalez Aldalur, R. A.	ARGENTIN	*	D	0	05	03	5 E
Posada, Ignacio	COLOMBIA	V3	*	1	03	05	4 Q

President—Alphonse, Lucien FRANCE

Pool B Pist B

Name	Country	1	2	3	4	5	6	7	V	TR	TD	Place
Pawlowski, Jerzy	POLAND	*	V0	V2	V1	V3	V0	V1	6	07	30	1 Q
Loc, Nguyen The	VIET-NAM	D	*	D	D	D	V4	D	1	29	07	6 E
Vintila, Octavian	RUMANIA	D	V1	*	V3	D	V0	D	3	19	19	4 Q
Boutmy, Jan Adoll	N. ANTIL	D	V0	D	*	D	V1	D	2	21	15	5 E
Salvadori, Cesare	ITALY	D	V1	V2	V1	*	V0	D	4	14	25	3 Q
Theseira, Ronme Ignatius	MALAYSIA	D	D	D	D	D	*	D	0	30	05	7 E
Hamori, Eugene	U.S.A.	D	V0	V0	V0	V2	V0	*	5	07	26	2

President—Palocz, Endre HUNGARY

Pool C Pist C

Name	Country	1	2	3	4	5	6	V	TR	TD	Place
Shibata, Seiji	JAPAN	*	D	D	V2	V4	D	2	21	16	4 Q
Piatkowski, Andrzej	POLAND	V1	*	V3	V0	V0	V4	5	08	25	1 Q
Orley, S. Thomas	U.S.A.	V4	D	*	V1	V1	D	3	16	19	3 Q
Almasi, Houshmand	IRAN	D	D	D	*	D	D	0	25	08	6 E
Foxcroft, Robert	CANADA	D	D	D	V3	*	D	1	23	10	5 E
Calarese, Wladimiro	ITALY	V1	D	V1	V2	V0	*	4	09	24	2 Q

President—Ouralov, Julen U.S.S.R.

Pool D Pist D

Name	Country	1	2	3	4	5	6	D	TR	TD	Place
Madani, Naser	IRAN	*	D	D	D	D	D	0	25	10	6 E
Keresztes, Attila	U.S.A.	V0	*	V4	V4	V0	D	4	13	22	2 Q
Kitao, Mitsuhiro	JAPAN	V3	D	*	D	V0	D	2	18	17	4 Q
Theuerkauff, J.	GERMANY	V1	D	V2	*	V2	D	3	15	22	3 Q
Echeverri, Emilio	COLOMBIA	V3	D	D	D	*	D	1	23	09	5 E
Bakonyi, Peter	HUNGARY	V3	V2	V1	V3	V2	*	5	11	25	1 Q

President—Mangiarotti, Edoardo ITALY

Pool E Pist F

Name	Country	1	2	3	4	5	6	7	V	TR	TD	Place
Lefevre, Jacques	FRANCE	*	V2	V3	V4	D	V4	V1	5	19	27	2 Q
Xuan, Tran Van	VIET-NAM	D	*	D	D	D	D	D	0	30	10	7 E
Oldcorn, Richard	BRITAIN	D	V2	*	D	D	V1	D	2	23	22	5 E
Funamizu, Mitsuyuki	JAPAN	D	V1	V2	*	D	V2	V2	4	17	26	3 Q
Rakita, Mark	U.S.S.R.	V2	V1	V3	V2	*	V1	V3	6	12	30	1 Q
Zarneger, Bijhan	IRAN	D	V2	D	D	D	*	D	1	27	14	6 E
Wellmann, Dieter	GERMANY	D	V2	V4	D	D	V1	*	3	22	21	4 Q
President—Pawlas, Zygmunt												POLAND

Pool F Pist G

Name	Country	1	2	3	4	5	6	V	TR	TD	Place	
Ochyra, Emil	POLAND	*	D	V1	V4	V3	V3	4	16	22	2 Q	
Parent, Marcel	FRANCE	V2	*	V1	V1	V3	V2	5	09	25	1 Q	
Bouchier-Hayes, J.D.M.N.	IRELAND	D	D	*	D	D	D	0	25	06	6 E	
Sommerville, Henry James	AUSTRALA	D	D	V0	*	D	D	1	20	16	5 E	
Leckie, Alexander Mallace	BRITAIN	D	D	V3	V4	*	D	2	22	18	4 Q	
Kostner, Walter Georg	GERMANY	D	D	V1	V2	V2	*	3	15	20	3 Q	
President—Bukantz, Daniel												U.S.A.

Pool G Pist H

Name	Country	1	2	3	4	5	6	7	V	TR	TD	Place
Penabella, Enrique	CUBA	*	D	V4	V4	D	D	D	2	28	20	4 Q
Kovacs, Attila	HUNGARY	V2	*	V2	V1	V2	V2	V1	6	10	30	1 Q
Brasseur, Yves	BELGIUM	D	D	*	V1	D	D	V3	2	24	21	5 E
Frecia, Juan Carlos	ARGENTIN	D	D	D	*	D	V3	D	1	28	17	7 E
Arabo, Claube	FRANCE	V1	D	V2	V2	*	V2	V2	5	14	27	2 Q
Cooperman, Arnold Ralph	BRITAIN	V4	D	V3	D	D	*	V1	3	23	22	3 Q
Martonffy, Alexander	AUSTRALA	V3	D	D	V4	D	D	*	2	27	17	6 E

Barrage

Name	Country	1	2	3	V	TR	TD	Place	
Penabella, Enrique	CUBA	*	V4	V1	2	05	10	4 Q	
Brasseur, Yves	BELGIUM	D	*		0	05	04	5 Q	
Martonffy, Alexander	AUSTRALA	D		*	0	05	01	6 E	
President—Vilcea, Andre									RUMANIA

Pool H Pist I

Name	Country	1	2	3	4	5	6	7	V	TR	TD	Place
Andru, John	CANADA	*	V0	D	D	D	D	V0	2	20	22	5 E
Lanteri, Alberto Raul	ARGENTIN	D	*	V4	D	V1	D	V4	3	24	17	4 Q
Pezsa, Tibor	HUNGARY	V3	D	*	D	V2	D	V3	3	23	26	3 Q
Muresan, Tanase	RUMANIA	V3	V0	V3	*	V4	V3	V0	6	13	30	1 Q
Posada, Humberto	COLOMBIA	V4	D	D	D	*	D	D	1	29	15	7 E
Mavlikhanov, Umar	U.S.S.R.	V2	V2	V4	D	V1	*	V3	5	17	28	2 Q
Tornallyay, Les	AUSTRALA	D	D	D	D	V2	D	*	1	27	15	6 E
President—Burisch, Erich												GERMANY

2nd Round

Pool A Pist A

Name	Country	1	2	3	4	5	6	7	8	V	TR	TD	Place
Rylsky, Yakov	U.S.S.R.	*	V2	D	V3	V1	V0	V4	V4	6	19	34	1 Q
Funamizu, Mitsuyuki	JAPAN	D	*	V4	D	D	V1	D	D	2	30	21	7 E
Wellmann, Dieter	GERMANY	V4	D	*	V3	V0	V0	V4	D	5	21	33	2 Q
Calarese, Wladimiro	ITALY	D	V1	D	*	D	V3	V4	D	3	28	29	5 E
Keresztes, Attila	U.S.A.	D	V4	D	V4	*	D	D	V3	3	31	19	6 E
Vintila, Octavian	RUMANIA	D	D	D	D	V1	*	D	D	1	31	12	8 E
Pezsa, Tibor	HUNGARY	D	V4	D	D	V2	V0	*	V4	4	25	32	3 Q
Parent, Marcel	FRANCE	D	V0	V4	V4	D	V3	D	*	4	26	31	4 Q
President—Pawlas, Zygmunt												POLAND	

Pool B Pist D

Name	Country	1	2	3	4	5	6	7	8	V	TR	TD	Place
Pawlowski, Jerzy	POLAND	*	D	V2	V1	V2	V1	V2	V4	6	17	33	1 Q
Kovacs, Attila	HUNGARY	V3	*	D3	D	V0	V1	D	V4	5	21	32	3 Q
Shibata, Seiji	JAPAN	D	D	*	D	D	D	V2	D	1	32	19	7 E
Drimba, Ioan	RUMANIA	D	V3	V1	*	V4	D	D	D	3	28	23	5 E
Leckie, Alexander Mallace	BRITAIN	D	D	V4	D	*	D	D	D	1	34	16	8 E
Mavlikhanov, Umar	U.S.S.R.	D	D	V2	V0	V0	*	V3	V2	5	17	27	2 Q
Theuerkauff, Gudrum	GERMANY	D	V4	D	V3	V2	D	*	D	3	29	24	6 E
Lefevre, Jacques	FRANCE	D	D	V2	V4	V3	D	V2	*	4	26	30	4 Q

President—Montano, Aldo ITALY

Pool C Pist F

Name	Country	1	2	3	4	5	6	7	8	V	TR	TD	Place
Piatkowski, Andrzej	POLAND	*	V1	V4	D	D	D	D	V3	3	28	25	6 E
Kitao, Teruhiro	JAPAN	D	*	D	D	D	D	D	D	0	35	14	8 E
Orley, S. Thomas	U.S.A.	D	V2	*	V3	D	D	D	V1	3	26	30	5 E
Chicca, Pierluigi	ITALY	V3	V4	D	*	D	V2	D	V2	4	26	25	4 Q
Arabo, Claude	FRANCE	V3	V3	V4	V1	*	V1	D	V0	6	17	31	2 Q
Kostner, Walter Georg	GERMANY	V1	V0	V4	D	D	*	D	V3	4	23	26	3 Q
Rakita, Mark	U.S.S.R.	V3	V3	V3	V1	V1	V3	*	V3	7	17	35	1 Q
Lanteri, Alberto Raul	ARGENTIN	D	V1	D	D	D	D	D	*	1	31	17	7 E

President- Palocz, Endre HUNGARY

Pool D Pist I

Name	Country	1	2	3	4	5	6	7	8	V	TR	TD	Place
Bakonyi, Peter	HUNGARY	*	D	V2	V2	V3	V1	V1	D	5	19	31	2 Q
Penabella, Enrique	CUBA	V3	*	D	D	D	D	D	D	1	33	18	8 E
Salvadori, Cesare	ITALY	D	V1	*	V2	D	V4	V0	D	4	22	29	3 Q
Cooperman, Arnold Ralph	BRITAIN	D	V3	D	*	D	D	V1	D	2	29	21	6 E
Muresan, Tanase	RUMANIA	D	V4	V3	V1	*	D	V0	D	4	23	31	4 Q
Hamori, Eugene	U.S.A.	D	V3	D	V4	V4	*	D	D	3	31	25	5 E
Posada, Humberto	COLOMBIA	D	V2	D	D	D	V3	*	D	2	30	14	7 E
Ochyra, Emil	POLAND	V3	V0	V4	V2	V4	V2	V2	*	7	17	35	1 Q

President—Midler, Mark U.S.S.R.

3rd Round

Pist	Winner	Loser	President
(E) Pezsa, Tibor	HUNGARY	6—10 Rakita, Mark U.S.S.R.	Montano, Aldo ITALY
(P) Parent, Marcel	FRANCE	7—10 Muresan, Tanase RUMANIA	Pawlas, Zygmunt POLAND
(H) Wellmann, Dieter	GERMANY	9—10 Kovacs, Attila HUNGARY	Boitelle, Roland FRANCE
(G) Arabo, Claude	FRANCE	4—10 Chicca, Pierluigi ITALY	Palocz, Endre HUNGARY
(G) Kostner Walter Georg	GERMANY	9—10 Pawlowski, Jerzy POLAND	Palocz, Endre HUNGARY
(H) Ochyra, Emil	POLAND	6—10 Salvadori, Cesare ITALY	Boitelle, Roland FRANCE
(E) Mavlikhanov, Umar	U.S.S.R.	9—10 Bakonyi, Peter HUNGARY	Montano, Aldo ITALY
(F) Rylsky, Yokov	U.S.S.R.	6—10 Lefevre, Jacques FRANCE	Pawlas, Zygmunt POLAND

4th Round

Pist	Winner	Loser	President
(H) Rylsky, Yakov	U.S.S.R.	5—10 Kostner, Walter Georg GERMANY	Boitelle, Roland FRANCE
(I) Pezsa, Tibor	HUNGARY	7—10 Parent, Marcel FRANCE	Montano, Aldo ITALY
(G) Mavlikhanov, Umar	U.S.S.R.	9—10 Ochyra, Emil POLAND	Palocz, Endre HUNGARY
(E) Arabo, Claude	FRANCE	6—10 Wellmann, Dieter GERMANY	Pawlas, Zygmunt POLAND

Play-Off Matches for 5th and 6th Places

Pist	Winner	Loser	President
(A) Parent, Marcel	FRANCE	9—10 Wellmann, Dieter GERMANY	Ouralov, Julen U.S.S.R.
(I) Ochyra, Emil	POLAND	5—10 Kostner, Walter Georg GERMANY	Kovacs, Pal HUNGARY
(E) Ochyra, Emil	POLAND	5—10 Parent, Marcel FRANCE	Kovacs, Pal HUNGARY

Individual Sabre event winners
Les vainqueurs de l'épreuve individuelle de Sabre

- ① T. Pezsa (HUN)
- ② C. Arabo (FRA)
- ③ U. Mavlikhanov (URS)



Final Matches 17.30~20.00 Oct. 20

Pist L

Name	Country	1	2	3	4	V	TR	TD	Place
Rylsky, Yakov	U.S.S.R.	*	D	D	V2	1	12	11	4
Arabo, Claude	FRANCE	V2	*	D	V2	2	09	14	2
Pezsa, Tibor	HUNGARY	V4	V4	*	D	2	13	13	1
Mavlikhanov, Umar	U.S.S.R.	D	D	V3	*	1	13	09	3

Barrage

Name	Country	1	2	V	TR	TD	Place
Rylsky, Yakov	U.S.S.R.	*	D	0	05	03	4
Mavlikhanov, Umar	U.S.S.R.	V3	*	1	03	05	3

Barrage

Name	Country	1	2	V	TR	TD	Place
Pezsa, Tibor	HUNGARY	*	V2	1	02	05	1
Arabo, Claude	FRANCE	D	*	0	05	02	2

President—Montano, Aldo ITALY

Epee Man Team—Épée, Équipe 18 countries 18 teams Oct. 20~21

Previous Olympic Winners

1908	FRANCE	1936	ITALY
1912	BELGIUM	1948	FRANCE
1920	ITALY	1952	ITALY
1924	FRANCE	1956	ITALY
1928	ITALY	1960	ITALY
1932	FRANCE		

1st Round 1st, 2nd R.—8.30~16.30 Oct. 20

Pist A Pool A Winner—U.S.S.R.

15 — 1

ARGENTIN—Loser

Teams	1	2	3	4	5	6	7	8	V	TR	TD
U.S.S.R.	*	*	*	*	V1	V3	V3	V2	4	09	20
	*	*	*	*	V4	V3	V3	V4	4	14	20
	*	*	*	*	V1	V3	V3	V0	4	07	20
	*	*	*	*	D	V2	V4	V4	3	15	17
									15	45	77
ARGENTIN	D	D	D	V2	*	*	*	*	1	17	11
	D	D	D	D	*	*	*	*	0	20	11
	D	D	D	D	*	*	*	*	0	20	13
	D	D	D	D	*	*	*	*	0	20	10
									1	77	45

President—Boyer, Henri FRANCE

Pist B	Pool A	Winner—SWITZ	9 — 5		ARGENTIN—Loser									
	Teams		1	2	3	4	5	6	7	8	V	TR	TD	
ARGENTIN		Galimi, Felix Domingo	*	*	*	*	D	D	V3	D	1	18	20	
		Casco, Zelmar Roberto	*	*	*	*	V2	D	V2	D	2	14	16	
		Taboada, Jesus F. Z.	*	*	*	*	V1	D		D	1	11	10	
		Serp, Francisco Basilio	*	*	*	*	D	D	V3		1	13	10	
											5	56	48	
SWITZ		Polledri, Claudio	V1	D	D	V2	*	*	*	*	2	13	13	
		Gontier, Jean	V4	V5	V4	V3	*	*	*	*	4	16	20	
		Meister, Paul	D	D		D	*	*	*	*	0	15	08	
		Bar, Walter	V2	V1	V1		*	*	*	*	3	04	15	
											9	48	56	
											President—Heide, Raoul		NORWAY	
Pist B	Pool A	Winner—SWITZ	12 — 3		LEBANON—Loser									
	Teams		1	2	3	4	5	6	7	8	V	TR	TD	
SWITZ		Meister, Paul	*	*	*	*	V4	V1	V3	V0	4	08	20	
		Steinger, Michel	*	*	*	*	D	V1	D	V2	2	13	17	
		Gontier, Jean	*	*	*	*	V3	V2	D	V2	3	12	18	
		Bar, Walter	*	*	*	*	V3	V0	D	V1	3	09	19	
											12	42	74	
LEBANON		Saikali, Michel	D	V2	D	D	*	*	*	*	1	17	15	
		Gemayel, Joseph	D	D	D	D	*	*	*	*	0	20	04	
		Sayd, Hassan	D	D	V3	V4	*	*	*	*	2	17	18	
		Osman, Ibrahim	D	D	D	D	*	*	*	*	0	20	05	
											3	74	42	
											President—Heide, Raoul		NORWAY	
Pist A	Pool A	Winner—U.S.S.R.	9 — 1		LEBANON—Loser									
	Teams		1	2	3	4	5	6	7	8	V	TR	TD	
LEBANON		Gemayel, Joseph	*	*	*	*		D	D	D	0	15	08	
		Osman, Ibrahim	*	*	*	*	V4		D	D	1	14	07	
		Sayd, Hassan	*	*	*	*	D	D		D	0	15	08	
		Saikali, Michel	*	*	*	*	D	D			0	10	09	
											1	54	32	
U.S.S.R.		Kriss, Grigory		D	V4	V4	*	*	*	*	2	13	14	
		Khabarov, Bruno	V3		V1	D	*	*	*	*	2	09	15	
		Nikanchikov, A.	V3	V0			*	*	*	*	2	03	10	
		Smoliakov, Yury	V2	V2	V3		*	*	*	*	3	07	15	
											9	32	54	
											President—Boyer, Henri		FRANCE	
Pist D	Pool B	Winner—AUSTRIA	13 — 1		COLOMBIA—Loser									
	Teams		1	2	3	4	5	6	7	8	V	TR	TD	
AUSTRIA		Birnbaum, Udo	*	*	*	*	V2	V4	V3	V0	4	09	20	
		Polzhuber, Herbert	*	*	*	*	V4	V1	V2	V1	4	08	20	
		Losert, Roland	*	*	*	*	V2	V3		V3	3	08	15	
		Trost, Rudolf	*	*	*	*	D	V0	V2		2	07	15	
											13	32	70	
COLOMBIA		Echeverri, Emilio	D	D	D	V5	*	*	*	*	1	20	13	
		Sastre, Ernesto	D	D	D	D	*	*	*	*	0	20	08	
		Tamayo, Didier	D	D		D	*	*	*	*	0	15	07	
		Posada, Humberto	D	D	D		*	*	*	*	0	15	04	
											1	70	32	
											President—Golianitski, Anatole		U.S.S.R.	

Pist G	Pool D	Winner—BRITAIN	8 — 8	GERMANY—Loser										
Teams				1	2	3	4	5	6	7	8	V	TR	TD
GERMANY		Stein, Haakon Heinrich		*	*	*	*	D	V2	D	V2	2	14	15
		Rompza, Franz		*	*	*	*	D	D	V4	V4	2	18	17
		Wurtz, Volkmar		*	*	*	*	V3	D	V3	V4	3	15	18
		Geuter, Wilhelm Friedrich		*	*	*	*	D	D	D	V4	1	19	12
												8	66	62
BRITAIN		Hoskyns, Henry William F.		V3	V3	D	V2	*	*	*	*	3	13	18
		Pelling, John Albert		D	V4	V3	V3	*	*	*	*	3	15	17
		Jacobs, Peter		V2	D	D	V2	*	*	*	*	2	14	17
		Howard, Michael John P.		D	D	D	D	*	*	*	*	0	20	14
												8	62	66

President—Mangiarotti, Edoardo ITALY

Pist G	Pool D	Winner—U.S.A.	8 — 8	BRITAIN—Loser										
Teams				1	2	3	4	5	6	7	8	V	TR	TD
BRITAIN		Jay, Allan Louis Neville		*	*	*	*	D	D	D	V3	1	18	09
		Pelling, John Albert		*	*	*	*	D	V2	V3	V3	3	13	19
		Jacobs, Peter		*	*	*	*	D	V2	D	D	1	17	12
		Hoskyns, Henry William F.		*	*	*	*	V1	V4	V3	D	3	13	18
												8	61	58

U.S.A.		Pesthy, Paul Karoly		V3	V4	V2	D	*	*	*	*	3	14	16
		Anastasi, Lawrence Joseph		V0	D	D	D	*	*	*	*	1	15	13
		Anger, Frank David		V1	D	V3	D	*	*	*	*	2	14	16
		Micahnik, David Morris		D	D	V2	V3	*	*	*	*	2	15	16
												8	58	61

President—Mangiarotti, Edoardo ITALY

Pist H	Pool E	Winner—POLAND	14 — 2	KOREA—Loser										
Teams				1	2	3	4	5	6	7	8	V	TR	TD
POLAND		Pawlowski, Jerzy		*	*	*	*	V2	V1	D	V2	3	10	17
		Nielaba, Henryk		*	*	*	*	V4	V2	V1	V0	4	07	20
		Pomarnacki, Mikolaj		*	*	*	*	D	V1	V2	V0	3	08	18
		Andrzejewski, Bohdan		*	*	*	*	V3	V0	V0	V0	4	03	20
												14	28	75

KOREA		Shin, Doo Ho		D	D	V3	D	*	*	*	*	1	18	14
		Kim, Chang Hwan		D	D	D	D	*	*	*	*	0	20	04
		Hahn, Myung Seok		V2	D	D	D	*	*	*	*	1	17	08
		Kim, Man Shik		D	D	D	D	*	*	*	*	0	20	02
												2	75	28

President—Axelrod, Albert U.S.A.

Pist H	Pool E	Winner—FRANCE	9 — 0	KOREA—Loser										
Teams				1	2	3	4	5	6	7	8	V	TR	TD
FRANCE		Brodin, Jacque		*	*	*	*		V0	V0	V3	3	03	15
		Bourquard, Claude		*	*	*	*	V3		V2		2	05	10
		Dreyfus, Yves		*	*	*	*		V3		V1	2	04	10
		Brodin, Claude		*	*	*	*	V0	V2			2	02	10
												9	14	45

KOREA		Hahn, Myung Seok			D		D	*	*	*	*	0	10	03
		Kim Man Shik		D		D	D	*	*	*	*	0	15	05
		Kim, Chang Hwan		D	D			*	*	*	*	0	10	02
		Shin, Doo Ho		D		D		*	*	*	*	0	10	04
												0	45	14

President—Yamamoto, Nobuhiro JAPAN

Round Summary

	Teams	1	2	3	4	VT	VI	TR	TD	Place	Q/E
Pool A	U.S.S.R.	*		V1	V1	02	24	077	131	1	Q
	SWITZ		*	V3	V5	02	21	090	130	2	Q
	LEBANON	D	D	*			04	128	074	4	E
	ARGENTIN	D	D		*		06	133	093	3	E
Pool B	SWEDEN	*		V3	V2	02	23	074	134	2	Q
	AUSTRIA		*	V3	V1	02	24	080	146	1	Q
	AUSTRALA	D	D	*			06	131	088	3	E
	COLOMBIA	D	D		*		03	149	066	4	E
Pool C	ITALY	*		V2	V0	02	25	050	129	1	Q
	HUNGARY		*	V4	V1	02	25	072	148	2	Q
	JAPAN	D	D	*			06	123	078	3	E
	IRAN	D	D		*		01	154	044	4	E

	Teams	1	2	3	VT	VI	TR	TD	Place	Q/E
Pool D	GERMANY	*	D	V6	01	17	177	122	1	Q
	BRITAIN	V8	*	D	01	16	123	124	3	Q
	U.S.A.	D	V8	*	01	14	118	112	3	E
Pool E	FRANCE	*		V0	01	09	014	045	2	Q
	POLAND		*	V2	01	14	028	075	1	Q
	KOREA	D	D	*		02	120	042	3	E

2nd Round

Pist A		Winner—HUNGARY	8 — 1	AUSTRIA—Loser										
	Teams			1	2	3	4	5	6	7	8	V	TR	TD
AUSTRIA	Losert, Roland			*	*	*	*		D	D	D	0	15	11
	Trost Rudolf			*	*	*	*	V3		D		1	08	09
	Birnbaum, Udo			*	*	*	*	D	D		D	0	15	08
	Polzhuber, Herbert			*	*	*	*	D	D			0	10	03
												1	48	31
HUNGARY	Nemere, Zoltan				D	V2	V1	*	*	*	*	2	08	13
	Barany, Arpad			V3		V2	V2	*	*	*	*	3	07	15
	Kulcsar, Gyozo			V3	V4			*	*	*	*	2	07	10
	Gabor, Tamas			D		V4		*	*	*	*	1	09	10
												8	31	48
												President—Heide, Raoul NORWAY		

Pist I		Winner—SWITZ	8 — 4	BRITAIN—Loser										
	Teams			1	2	3	4	5	6	7	8	V	TR	TD
SWITZ	Meister, Paul			*	*	*	*	V3	D	D	V2	2	15	19
	Steiniger, Michel			*	*	*	*	D	V3	D	D	1	18	15
	Gontier, Jean			*	*	*	*	V2	V4		D	2	11	13
	Bar, Walter			*	*	*	*	V3	V4	V4		3	11	15
												8	55	62
BRITAIN	Hoskyns, Henry William F.			D	V4	D	D	*	*	*	*	1	19	13
	Pelling, John Albert			V4	D	D	D	*	*	*	*	1	19	16
	Jay, Allan Louis Neville			D	D		D	*	*	*	*	0	15	14
	Jacobs, Peter				V1	V3		*	*	*	*	2	09	12
												4	62	55
												President—Ouralov, Julen U.S.S.R.		

3rd Round		3rd R.—Final 8.30~16.30 Oct. 21											
Pist F	Winner—ITALY	9 — 6	POLAND—Loser										
Teams			1	2	3	4	5	6	7	8	V	TR	TD
ITALY	Saccaro, Gianluigi		*	*	*	*	V2	V2	D	V3	3	12	16
	Pellegrino, Alberto		*	*	*	*	V3	D	D	D	1	18	13
	Delfino, Giuseppe		*	*	*	*	V0	V3	V4	V3	4	10	20
	Breda, Giambattista		*	*	*	*	D	D	V3		1	13	10
											9	53	59
POLAND	Nielaba, Henryk		D	D	D	V3	*	*	*	*	1	18	10
	Gonsior, Bogdan		D	V3	D	V2	*	*	*	*	2	15	15
	Pomarnacki, Mikolaj		V1	V0	D	D	*	*	*	*	2	11	17
	Andrzejewski, Bohdan		D	V5	D		*	*	*	*	1	15	11
											6	59	53
			President—Axelrod, Albert U.S.A.										
Pist A	Winner—HUNGARY	8 — 4	U.S.S.R.—Loser										
Teams			1	2	3	4	5	6	7	8	V	TR	TD
U.S.S.R.	Khabarov, Bruno		*	*	*	*	D	D	D	D	0	20	11
	Kostava, Guram		*	*	*	*	V3	D	D	D	1	18	15
	Smoliakov, Yury		*	*	*	*	V4	D		D	1	14	13
	Kriss, Grigory		*	*	*	*	V0	V2	D		2	07	11
											4	59	50
HUNGARY	Nemere, Zoltan		V2	D	D	D	*	*	*	*	1	17	12
	Barany, Arpad		D	V4	V3	D	*	*	*	*	2	17	17
	Kulcsar, Gyozo		V3	V4		V1	*	*	*	*	3	08	15
	Gabor, Tamas		V1	V2	D		*	*	*	*	2	08	15
											8	50	59
			President—Mangiarotti, Edoardo ITALY										
Pist D	Winner—FRANCE	8 — 4	GERMANY—Loser										
Teams			1	2	3	4	5	6	7	8	V	TR	TD
GERMANY	Rompza, Franz		*	*	*	*	D	V1	D	V3	2	14	16
	Wurtz, Volkmar		*	*	*	*	D		D	V4	1	14	13
	Gnaier, Paul Karl Rudolf		*	*	*	*	D	D		V2	1	12	10
	Stein, Haakon Heinrich		*	*	*	*	D	D	D		0	15	09
											4	55	48
FRANCE	Brodin, Jacques		V3	D	V4	V2	*	*	*	*	3	14	20
	Bourquard, Claude		D		V1	V3	*	*	*	*	2	09	11
	Dreyfus, Yves		V3	V3		V4	*	*	*	*	3	10	15
	Guittet, Jack		D	D	D		*	*	*	*	0	15	09
											8	48	55
			President—Czvikovszky, Ferenc HUNGARY										
Pist I	Winner—SWEDEN	9 — 1	SWITZ—Loser										
Teams			1	2	3	4	5	6	7	8	V	TR	TD
SWITZ	Polledri, Claudio		*	*	*	*		D	D	D	0	15	07
	Meister, Paul		*	*	*	*	D		D		0	10	04
	Bar, Walter		*	*	*	*	D	V4		D	1	14	07
	Gontier, Jean		*	*	*	*	D	D			0	10	05
											1	49	23
SWEDEN	Lindwall, Orvar			V2	V0	V4	*	*	*	*	3	06	15
	Genesjo, Ivar		V4		D	V1	*	*	*	*	2	10	14
	Abrahamson, Goran		V2	V2			*	*	*	*	2	04	10
	Lagerwall, Hans		V1		V2		*	*	*	*	2	03	10
											9	23	49
			President—Goliantiski, Anatole U.S.S.R.										

	Teams	1	2	3	VT	VI	TR	TD	Place	Q/E
Pool C	HUNGARY	*		V2	01	09	030	051	2	Q
	ITALY		*	V1	01	15	035	077	1	Q
	ARGENTIN	D	D	*		03	128	065	3	E
Pool D	GERMANY	*		V3	01	09	031	053	2	Q
	POLAND		*	V0	01	16	032	080	1	Q
	IRAN	D	D	*		03	133	063	3	E

2nd Round 2nd R.—Final 8.30~16.40 Oct. 23


Pist E	Winner—POLAND	9 — 6	GERMANY—Loser										
Teams			1	2	3	4	5	6	7	8	V	TR	TD
POLAND	Zub, Ryszard		*	*	*	*	D	D	D	D	0	20	13
	Zablocki, Wojciech		*	*	*	*	V0	V3	V3	V2	4	08	20
	Ochyra, Emil		*	*	*	*	V1	V0	V3	V3	4	07	20
	Pawlowski, Jerzy		*	*	*	*	D	V4	D		1	14	13
											9	49	66
GERMANY	Kostner, Walter Georg		V3	D	D	V4	*	*	*	*	2	17	11
	Wellmann, Dieter		V4	D	D	D	*	*	*	*	1	19	12
	Allissat, Peter Werner		V4	D	D	V4	*	*	*	*	2	18	16
	Theuerkauff, Gudrun		V2	D	D		*	*	*	*	1	12	10
											6	66	49
											President—Palocz, Endre		HUNGARY
Pist H	Winner—FRANCE	8 — 6	RUMANIA—Loser										
Teams			1	2	3	4	5	6	7	8	V	TR	TD
FRANCE	Ramez, Jean		*	*	*	*	V3	V3	V3	D	3	14	18
	Arabo, Claude		*	*	*	*	V2	V2	D	D	2	14	16
	Parent, Marcel		*	*	*	*	V3	D		D	1	13	13
	Lefevre, Jacques		*	*	*	*	V3	V1	D		2	09	14
											8	50	61
RUMANIA	Csipler, Attila		D	D	D	D	*	*	*	*	0	20	11
	Vintila, Octavian		D	D	V4	D	*	*	*	*	1	19	11
	Muresan, Tanase		D	V2		V4	*	*	*	*	2	11	13
	Drimba, Ioan		V3	V4	V4		*	*	*	*	3	11	15
											6	61	50
											President—Pawlas, Zygmunt		POLAND
Pist C	Winner—U.S.S.R.	9 — 4	U.S.A.—Loser										
Teams			1	2	3	4	5	6	7	8	V	TR	TD
U.S.A.	Morales, Alfonso Hector		*	*	*	*	D	D	V1	V1	2	12	17
	Blum, Robert Max		*	*	*	*	D		D	D	0	15	05
	Hamori, Eugene		*	*	*	*	D	D		V0	1	10	11
	Kereztes, Attila		*	*	*	*	D	D	V4		1	14	11
											4	51	44
U.S.S.R.	Asatiani, Nugzar		V4	V1	V3	V4	*	*	*	*	4	12	20
	Mavlikhanov, Umar		V3		V3	V2	*	*	*	*	3	08	15
	Rakita, Mark		D	V3		D	*	*	*	*	1	13	10
	Rylsky, Yakov		D	V1	D		*	*	*	*	1	11	06
											9	44	51
											President—Montano, Aldo		ITALY



The photo above was taken during the men's individual Foil events, while below are the winners in that event

- ① E. Franke (POL)
- ② J. Magnan (FRA)
- ③ D. Revenu (FRA)





During the team men's Foil events

The site of the Fencing events in Waseda Memorial Hall





The women's Foil individual event and the winners

- ① I. Ujlaki (HUN)
- ② H. Mees (GER)
- ③ A. Ragno (ITA)



Women's Foil team winners

- ① Hungary
- ② U.S.S.R.
- ③ Germany





The team Sabre event with the U.S.S.R. v. Italy and below the winner U.S.S.R. after receiving the medal



Football

Federation International de Football Association

Executive Committee

President : Stanley Rous (BRITAIN)

Vice-President : V. Granatkin (U.S.S.R.)

H. H. Gavan (IRELAND)

Ing. O. Barassi (ITALY)

M. S. L. Maduro

(NETHANTL)

M. A. E. Mostafa (U.A.R.)

R. Maladi (INDONESIA)

E. Schwartz, R. D.

(DENMARK)

Omar Porciuncula

(URUGUAY)

Member : Andrejevic

(YUGOSLAV)

Aksel W. Floer

(NORWAY)

A. De La Fuente

(SPAIN)

Ohene Djan (GHANA)

Lim Kee Siong

(MALAYSIA)

J. McGuire (U.S.A.)

G. Canedo (MEXICO)

L. Murgel (BRAZIL)

Eduardo Carbonell

Insignares

(COLOMBIA)

General Secretary :

Helmut Kaeser (SWITZ)

The Football Association of Japan

President : Nozu, Yuzuru

Vice-President : Tamai, Misao

Shinojima, Hideo

International Referees

Ashkenazi, Menahem (ISRAEL)

De Silva, Gregg (MALAYSIA)

Comesana, Miguel (ARGENTIN)

De Queiroz, Eunapio G. (BRAZIL)

Korelus, Vaclav (CZECHSLV)

Glockner, Rudi (GERMANY)

Wontumi, John Stanley (GHANA)

Zsolt, Istvan (HUNGARY)

Teherani, Asghar (IRAN)

Campanati, Giulio (ITALY)

Kim, Duk Ryong (KOREA)

Valenzuela, Rafael (MEXICO)

Boukill, Salih Mohamed

(MOROCCO)

Nitescu, Cornel (RUMANIA)

Skoric, Aleksandar (YUGOSLAV)

Imam, Hussein (U.A.R.)

Asami, Toshio (JAPAN)

Fukushima, Genichi (")

Hayakawa, Sumio (")

Ikeda, Taro (")

Maruyama, Yoshiyuki (")

Sato, Hiroshi (")

Yokoyama, Yozo (")

Results of the Pre-Olympic Tournament

1 AFRICA		N K O 5—0 T H A		4 ITA	
1 UAR		3 IRN		I T A 2—2 T U R	
U A R 4—1 U G A		I R N 4—2 P A K		I T A 7—1 T U R	
U A R 3—1 U G A		I R N 1—0 P A K		I T A 3—0 P O L	
U A R 4—1 S U D		I R N 4—0 I R Q		I T A 1—0 P O L	
U A R 3—3 S U D		I R N 0—0 I R Q		5 CZS	
2 GHA		I R N 3—0 I N D		C Z S 4—0 F R A	
G H A 5—4 L B R		I R N 3—1 I N D		C Z S 4—2 F R A	
G H A 1—0 L B R		4 JPN		C Z S — G R E	retired
G H A 2—0 T U N		Organizing Association		6 YUS	Holder
T U N 2—1 G H A					
3 MRC		3 EUROPE			
N G A 3—0 M R C		1 RUM		4 NORTH-CENTRAL AMERICAN AND CARIBBEAN	
M R C 4—1 N G A		R U M 3—2 D E N			
M R C 2—1 N G A		R U M 2—3 D E N		1 MEX	
M R C 1—0 E T H		D E N 1—1 R U M		M E X 5—1 P A N	
M R C 1—0 E T H		1—2	(extra time)	M E X 6—0 S U R	
		R U M 2—1 B U L		M E X 2—1 U S A	
		R U M 1—0 B U L			
2 ASIA				5 SOUTH AMERICA	
1 KOR		2 HUN		1 ARG	
K O R 2—1 T W N		H U N 4—0 S W E		A R G 1—0 P E R	
T W N 1—0 K O R		H U N 2—2 S W E		A R G 2—0 C O L	
KOR Qualified by FIFA's decision		H U N 2—1 S P A		A R G 3—1 U R U	
TWN retired		H U N 3—0 S P A		A R G 4—0 C H I	
K O R — P H I	retired	3 GER		A R G 1—0 E C U	
K O R 3—2 V E T		G E R 3—0 G E R	(EAST) (WEST)		
K O R 2—2 V E T		E. GER 2—1 W.GER		2 BRA	
		E. GER 1—0 N L D		B R A 1—1 C O L	
2 NKO		E. GER 3—1 N L D		B R A 2—0 C H I	
N K O 0—0 B U R		E. GER 1—1 U R S		B R A 3—1 E C U	
N K O 1—0 B U R		E. GER 1—1 U R S		B R A 4—0 P E R	
N K O 2—0 T H A		E. GER 4—1 U R S			

Previous Olympic Winners

1900	BRITAIN	1928	URUGUAY
1904	CANADA	1936	ITALY
1908	BRITAIN	1948	SWEDEN
1912	BRITAIN	1952	HUNGARY
1920	BELGIUM	1956	U.S.S.R.
1924	URUGUAY	1960	YUGOSLAV

Football Time Table

1/8 Finals Kick off 2.00 p.m.

O C T	N	P	K	M	O
11th (Sun)	④ B H U N M R C		③ B Y U S N K O	① A G E R I R N	② A M E X R U M
12th (Mon)	⑦ D ▲ I T A J P N		⑥ C B R A U A R	⑧ D A R G G H A	⑤ D C Z S K O R
13th (Tue)		⑩ A I R N M E X	⑨ A G E R R U M	⑪ B Y U S M R C	⑬ B N K O H U N
14th (Wed)		⑬ C C Z S U A R	⑯ D J P N A R G	⑭ C K O R B R A	⑮ D ▲ I T A G H A
15th (Thu)		⑳ B N K O M R C	⑰ B Y U S H U N	⑰ A G E R M E X	⑯ A I R N R U M
16th (Fri)		㉒ C K O R U A R	㉔ D J P N G H A	㉓ D ▲ I T A A R G	㉕ C C Z S B R A

The matches No. 7, 15, 23 (marked with ▲) are canceled due to the Italian team's retirement.

Quarter Finals Kick off 2.00 p.m.

18th (Sun)		㉖ A 1/2 B 2	㉗ C 1/2 D 2	㉘ B 1/2 A 2	㉙ D 1/2 C 2
---------------	--	----------------	----------------	----------------	----------------

Semi Final

20th (Tue)		㉚ No. 26 No. 28	㉛ No. 25 No. 27
---------------	--	--------------------	--------------------

A, B, C, D : Group Name
①②.....㉚ : Match Number

23rd (Fri)	㉜ No. 29 No. 30
	㉝ No. 29 No. 30

**Match for 3rd &
4th Place**
12 noon
Final
2.30 p.m.N... National Stadium
P... Prince Chichibu Football Field
K...Komazawa Football Field
M...Mitsuzawa Football Field
O...Omiya Football Field

First Round League Group A

Match No. 1 Mitsuzawa Football Field
Kick-Off 14.00 Oct. 11. Weather—Fine

Referee —De Queiroz, Eunapio G. BRAZIL
 Linesman—Imam, Hussein U.A.R.
 —Wontumi, John Stanley GHANA

GERMANY 4 (3—0) 0 IRAN
 (1—0)

Position	No.	Name	Goal	Shoot	Foul	Position	No.	Name	Goal	Shoot	Foul
G.K.	1	Heinsch, Hans Jurgen	0	0	0	G.K.	1	Asli, Aziz	0	0	0
R.B.	2	Urbanczyk, Klaus	0	0	2	R.B.	2	Amir-Asefi, Mansour	0	0	2
L.B.	4	Geisler, Manfred	0	2	2	L.B.	5	Habibi-Nakhmaghlai, H.	0	0	1
R.H.	7	Pankau, Herbert	0	0	1	R.H.	3	Mirzai, Ali	0	0	2
C.H.	3	Walter, Manfred	0	0	0	C.H.	16	Ghelichkhani, Parviz	0	1	0
L.H.	9	Korner, Gerhard	0	0	2	L.H.	4	Arab, Mostafa	0	0	2
O.R.	11	Engelhardt, Dieter	0	1	7	O.R.	6	Latifi, Ebrahim	0	0	1
I.R.	13	Bauchspiess, Bernd	1	4	5	I.R.	7	Saedi, Abdollah	0	3	3
C.F.	14	Frenzel, Henning	1	5	5	C.F.	8	Jamali, Kambozia	0	0	1
I.L.	15	Frassdorf, Otto	0	2	2	I.L.	9	Talebi Jalal	0	1	3
O.L.	18	Vogel, Eberhard	2	4	1	O.L.	11	Khodaparast, Mohamad H.	0	0	1
Total			4	18	27	Total			0	5	16

Goal Getters

Scores

Goal Getters

Period	Time	Name	1st Half	2nd Half	Total	1st Half	2nd Half	Total	Period	Time	Name
1st Half	7	Bauchspiess, Bernd	5	6	11	C. K.	3	2	5		
	20	Vogel, Eberhard	0	2	2	G. K.	7	12	19		
	44	Frenzel, Henning	8	8	16	F. K.	12	15	27		
2nd Half	18	Vogel, Eberhard	0	0	0	P. K.	0	0	0		

First Round League Group A

Match No. 2 Omiya Football Field
Kick-Off 14.00 Oct. 11. Weather—Fine

Referee —Yokoyama, Yozo JAPAN
 Linesman—Asami, Toshio JAPAN
 —Comesana, Miguel ARGENTIN

MEXICO 1 (0—2) 3 RUMANIA
 (1—1)

Position	No.	Name	Goal	Shoot	Foul	Position	No.	Name	Goal	Shoot	Foul
G.K.	1	Calderon Gonzalez, I. F.	0	0	0	G.K.	1	Datcu, Ilie	0	0	0
R.B.	6	Gonzalez Davila, Jose L.	0	1	3	R.B.	2	Greavu, Ilie	0	0	2
L.B.	12	Loza Barba, Efrain	0	2	0	L.B.	4	Halmageanu, Bujor	0	0	1
R.H.	4	Hernandez Sanchez, G.	0	0	5	R.H.	15	Petru, Emil	0	1	2
C.H.	5	Galvan Mena, Miguel	0	0	2	C.H.	3	Nunweiller, Ion	0	0	1
L.H.	7	Ruvalcaba Cisneros, F.	0	1	1	L.H.	6	Coe, Dan	0	0	2
O.R.	13	Arellano Gallo, Raul	0	4	3	O.R.	17	Pircalab, Ion	1	1	1
I.R.	18	Morales Perez, Albino	0	3	5	I.R.	8	Constantin, Gheorghie	0	3	3
C.F.	8	Fregoso Rodriguez, Javier	1	3	7	C.F.	10	Koszka, Constantin	0	0	1
I.L.	9	Cisneros Salcedo, Ernesto	0	5	3	I.L.	9	Ionescu, Ion	1	6	3
O.L.	10	Chavez De La Rosa, Raul	0	3	3	O.L.	11	Creiniceanu, Carol	1	2	3
Total			1	22	32	Total			3	13	19

Goal Getters

Scores

Goal Getters

Period	Time	Name	1st Half	2nd Half	Total	1st Half	2nd Half	Total	Period	Time	Name	
2nd Half	27	Fragoso Rodriguez, Javier	1	8	9	C.K.	5	0	5	1st Half	20	Greinideanu, Carol
			8	1	9	G.K.	6	10	16	33	Pircalab, Ion	
			9	10	19	F.K.	17	14	31	2nd Half	2	Ionescu, Ion
			0	0	0	P.K.	0	1	1			

First Round League Group A

Match No. 9 Komazawa Stadium
Kick-Off 14.00 Oct. 13. Weather—Cloudy

Referee —Korelus, Vaclav CZECHSLV
 Linesman—Ashkenazi, Menahem ISRAEL
 —Kim, Duk Ryong KOREA

GERMANY 1 (1—1) 1 RUMANIA
 (0—0)

Position	No.	Name	Goal	Shoot	Foul	Position	No.	Name	Goal	Shoot	Foul
G.K.	1	Heinsch, Hans Jurgen	0	0	0	G.K.	1	Datcu, Ilie	0	0	0
R.B.	2	Urbanczyk, Klaus	0	1	3	R.B.	2	Greavu, Ilie	0	0	5
L.B.	4	Geisler, Manfred	0	1	2	L.B.	3	Nunweiller, Ion	0	0	4
R.H.	7	Pankau, Herbert	0	3	3	R.H.	4	Halmageanu, Bujor	0	0	2
C.H.	3	Walter, Manfred	0	3	1	C.H.	5	Jenei, Emeric	0	0	3
L.H.	9	Korner, Gerhard	0	3	2	L.H.	6	Coe, Dan	0	2	1
O.R.	15	Frassdorf, Otto	0	3	2	O.R.	17	Pircalab, Ion	0	1	6
I.R.	13	Bauchspiess, Bernd	0	6	3	I.R.	8	Constantin, Gheorghe	0	1	4
C.F.	14	Frenzel, Henning	1	3	2	C.F.	19	Pavlovici, Cornel	1	1	3
I.L.	16	Noldner, Jurgen	0	2	2	I.L.	10	Koszka, Constantin	0	3	4
O.L.	18	Vogel, Eberhard	0	1	1	O.L.	11	Creiniceanu, Carol	0	1	4
Total			1	26	21	Total			1	9	36

Goal Getters

Period	Time	Name
1st Half	22	Frenzel, Henning

Scores

1st Half	2nd Half	Total	1st Half	2nd Half	Total
8	6	14	C.K. 2	4	6
3	2	5	G.K. 6	7	13
20	16	36	F.K. 11	10	21
0	0	0	P.K. 0	0	0

Goal Getters

Period	Time	Name
1st Half	27	Pavlovici, Cornel

First Round League Group A

Match No. 10 Prince Chichibu Football Field
Kick-Off 13.59 Oct. 13. Weather—Cloudy

Referee —Wontumi, John Stanley GHANA
 Linesman—Yokoyama, Yozo JAPAN
 —Asami, Tosio JAPAN

IRAN 1 (0—0) 1 MEXICO
 (1—1)

Position	No.	Name	Goal	Shoot	Foul	Position	No.	Name	Goal	Shoot	Foul
G.K.	17	Biari-Eslam, Mohammad	0	0	0	G.K.	1	Galderon Gonzalez, I. F.	0	0	0
R.B.	2	Amir-Asefi, Mansour	0	0	1	R.B.	6	Gonzalez Davila, Jose L.	1	1	1
L.B.	5	Habibi-Nakhmaghlai, H.	0	1	0	L.B.	12	Loza Barba, Efrain	0	0	2
R.H.	4	Arab, Mostafa	0	1	0	R.H.	4	Hernandez Sanchez, G.	0	1	1
C.H.	15	Mostafavi, Darush	0	0	1	C.H.	5	Galvan Mena, Miguel	0	0	0
L.H.	12	Nirlou, Karam-Ali	1	1	0	L.H.	13	Arellano Gallo, Raul	0	1	2
O.R.	8	Jamali, Kambozia	0	0	2	O.R.	18	Morales Perez, Albino	0	1	6
I.R.	6	Latifi, Ebrahim	0	1	1	I.R.	7	Ruvalcaba Cisneros, F.	0	3	0
C.F.	10	Nourian, Gholam-Hosseini	0	0	1	C.F.	8	Fragoso Rodriguez, Javier	0	3	5
I.L.	14	Esmaili, Fariborz	0	3	4	I.L.	9	Cisneros Salcedo, Ernesto	0	3	3
O.L.	9	Talebi, Jalal	0	1	3	O.L.	10	Chavez De La Rosa, Raul	0	3	3
Total			1	8	13	Total			1	16	23

Goal Getters

Period	Time	Name
2nd Half	14	Nirlou, Karam-Ali

Scores

1st Half	2nd Half	Total	1st Half	2nd Half	Total
3	1	4	C.K. 2	1	3
10	5	15	G.K. 5	3	8
10	12	22	F.K. 7	6	13
0	1	1	P.K. 0	0	0

Goal Getters

Period	Time	Name
2nd Half	9	Gonzalez Davila, Jose L.

First Round League Group A**Match No. 17** Mitsuzawa Football Field**Kick-Off 14.00** Oct. 15. Weather—Fine

Referee —De Silva, Gregg MALAYSIA

Linesman—Kim, Duk Ryong KOREA

—Sato, Hiroshi JAPAN

GERMANY 2 (1—0) 0 MEXICO

(1—0)

Position	No.	Name	Goal	Shoot	Foul	Position	No.	Name	Goal	Shoot	Foul
G.K.	20	Weingang, Horst	0	0	0	G.K.	1	Calderon Gonzalez, I. F.	0	0	0
R.B.	2	Urbanczyk, Klaus	0	0	4	R.B.	2	Gutierrez Padilla, Carlos	0	0	1
L.B.	8	Rock, Peter	0	1	3	L.B.	12	Loza Barba, Efrain	0	0	1
R.H.	5	Seehaus, Klaus-Dieter	0	1	1	R.H.	3	Albert Llorente, Carlos	0	0	1
C.H.	3	Walter, Manfred	0	0	0	C.H.	5	Galvan Mena, Miguel	0	0	1
L.H.	6	Unger, Werner	0	2	1	L.H.	6	Gonzalez Davila, Jose L.	0	0	1
O.R.	10	Barthels, Wolfgang	1	3	1	O.R.	7	Ruvalcaba Cisneros, F.	0	0	0
I.R.	17	Lisiewicz, Klaus	0	3	2	I.R.	8	Fragoso Rodriguez, Javier	0	1	4
C.F.	15	Frassdorf, Otto	0	3	2	C.F.	18	Morales Perez, Albino	0	3	1
I.L.	16	Noldner, Jurgen	1	2	1	I.L.	15	Aussin Suarez, Jose Luis	0	2	6
O.L.	19	Stocker, Hermann	0	6	0	O.L.	10	Chavez De La Rosa, Raul	0	3	1
Total			2	21	15	Total			0	9	17

Goal Getters

Scores

Goal Getters

Period	Time	Name	1st Half	2nd Half	Total	1st Half	2nd Half	Total	Period	Time	Name
1st Half	37	Barthels, Wolfgang	6	6	12	C.K.	1	3	4		
2nd Half	21	Noldner, Jurgen	5	8	13	G.K.	17	10	27		
			11	6	17	F.K.	10	5	15		
			0	0	0	P.K.	0	0	0		

First Round League Group A**Match No. 18** Omiya Football Field**Kick-Off 14.00** Oct. 15. Weather—Fine

Referee —Comesana, Miguel ARGENTINA

Linesman—De Queiroz, Eunapio G. BRAZIL

—Ikeda, Taro JAPAN

IRAN 0 (0—1) 1 RUMANIA

(0—0)

Position	No.	Name	Goal	Shoot	Foul	Position	No.	Name	Goal	Shoot	Foul
G.K.	1	Asli, Aziz	0	0	0	G.K.	12	Andrei, Marin	0	0	0
R.B.	2	Amir-Asefi, Mansour	0	0	3	R.B.	2	Greavu, Ilie	0	0	3
L.B.	5	Habibi-Nakhmaghlai, H.	0	0	2	L.B.	14	Ivan, Dumitru	0	0	2
R.H.	4	Arab, Mostafa	0	0	3	R.H.	19	Pavlovici, Cornel	1	2	8
C.H.	16	Ghelichkhani, Parviz	0	0	4	G.H.	3	Nunweiller, Ion	0	0	3
L.H.	6	Latifi, Ebrahim	0	0	1	L.H.	13	Petescu, Mircea	0	0	0
O.R.	10	Nourian, Gholam-Hosseini	0	0	2	O.R.	7	Avram, Sorin	0	1	0
I.R.	12	Nirlou, Karam-Ali	0	1	2	I.R.	8	Constantin, Gheorghe	0	0	2
C.F.	15	Mostafavi, Darush	0	1	2	C.F.	9	Ionescu, Ion	0	3	4
I.L.	14	Esmaili, Fariborz	0	0	0	I.L.	10	Koszka, Constantin	0	1	3
O.L.	9	Talebi, Jalal	0	2	2	O.L.	11	Creinicéanu, Carol	0	4	3
Total			0	4	21	Total			1	11	28

Goal Getters

Scores

Goal Getters

Period	Time	Name	1st Half	2nd Half	Total	1st Half	2nd Half	Total	Period	Time	Name	
			4	1	5	C.K.	2	3	5	1st Half	26	Pavlovici Cornel
			8	5	13	G.K.	4	4	8			
			16	12	28	F.K.	13	8	21			
			0	0	0	P.K.	0	0	0			

First Round League Group B**Match No. 4** National Stadium**Kick-Off 14.01** Oct. 11. Weather—Fine

Referee —Kim, Duk Ryong KOREA

Linesman—Hayakawa, Sumio JAPAN

—Ikeda, Taro JAPAN

HUNGARY 6 (2—0) 0 MOROCCO
(4—0)

Position	No.	Name	Goal	Shoot	Foul	Position	No.	Name	Goal	Shoot	Foul
G.K.	19	Gelei, Jozsef	0	0	0	G.K.	1	Kassou, Allal	0	0	0
R.B.	3	Novak, Dezso	0	2	1	R.B.	13	El Mansouri, Abdelghani	0	0	1
L.B.	6	Ihasz, Kalman	0	0	1	L.B.	3	Fah Im, Mustapha	0	0	2
R.H.	8	Palotai, Karoly	0	0	1	R.H.	4	Nijam, Abderrazak	0	0	1
C.H.	5	Orban, Arpad	0	1	0	C.H.	5	Bensiffedine, Amar	0	0	3
L.H.	7	Szepesi, Gusztav	0	1	4	L.H.	14	Mokhtatif, Abdelkader	0	4	0
O.R.	15	Farkas, Janos	0	5	4	O.R.	9	Mohammed, Abdelkader	0	2	4
I.R.	12	Varga, Zoltan	0	1	3	I.R.	8	Lamari, Mohammed	0	2	3
C.F.	13	Bene, Ferenc	6	9	2	C.F.	16	Morchid, Abdelkader	0	3	5
I.L.	11	Komora, Imre	0	5	4	I.L.	10	Bamous, Driss	0	5	2
O.L.	16	Katona, Sandor	0	1	2	O.L.	11	Bendayan, Ali	0	2	3
Total			6	25	22	Total			0	18	24

Goal Getters

Period	Time	Name	1st Half	2nd Half	Total
1st Half	13	Bene, Ferenc	6	1	7
	38	Bene, Ferenc	4	10	14
2nd Half	25	Bene, Ferenc	12	11	23
	29	Bene, Ferenc	1	0	1
	33	Bene, Ferenc			
	42	Bene, Ferenc			

Scores

1st Half	2nd Half	Total	1st Half	2nd Half	Total
C.K.	0	3	3		
G.K.	13	5	18		
F.K.	14	8	22		
P.K.	0	0	0		

Goal Getters

Period	Time	Name

First Round League Group B**Match No. 11** Mitsuzawa Football Field**Kick-Off 14.00** Oct. 13. Weather—Cloudy

Referee —Imamu, Hussein U.A.R.

Linesman—Maruyama, Yoshiyuki JAPAN

—Sato, Hiroshi JAPAN

MOROCCO 1 (1—2) 3 YUGOSLAVIA
(0—1)

Position	No.	Name	Goal	Shoot	Foul	Position	No.	Name	Goal	Shoot	Foul
G.K.	1	Kassou, Allal	0	0	0	G.K.	1	Curkovic, Ivan	0	0	0
R.B.	13	El Mansouri, Abdelghani	0	0	1	R.B.	2	Fazlagic, Mirsad	0	0	2
L.B.	3	Fah Im, Mustapha	0	1	1	L.B.	3	Vujovic, Svetozar	0	0	0
R.H.	4	Nijam, Abderrazak	0	0	0	R.H.	4	Belin, Rudolf	2	6	1
C.H.	5	Bensiffedine, Amar	0	0	2	C.H.	5	Cop, Milan	0	0	2
L.H.	14	Mokhtatif, Abdelkader	0	0	1	L.H.	6	Miladinovic, Jovan	0	1	1
O.R.	18	Bouachra, Ali	1	3	4	O.R.	7	Samardzic, Spasoje	1	7	3
I.R.	8	Lamari, Mohammed	0	1	2	I.R.	8	Zambata, Slaven	0	7	5
C.F.	16	Morchid, Abdelkader	0	1	4	C.F.	9	Osim, Ivan	0	4	0
I.L.	10	Bamous, Driss	0	3	5	I.L.	10	Lemic, Lazar	0	2	2
O.L.	11	Benayan, Ali	0	2	0	O.L.	11	Dzajic, Dragan	0	2	2
Total			1	11	20	Total			3	29	18

Goal Getters

Period	Time	Name	1st Half	2nd Half	Total
1st Half	2	Bouachra Ali	3	5	8
			10	10	20
			10	8	18
			0	0	0

Scores

1st Half	2nd Half	Total	1st Half	2nd Half	Total
C.K.	3	3	6		
G.K.	6	2	8		
F.K.	10	10	20		
P.K.	0	0	0		

Goal Getters

Period	Time	Name
1st Half	8	Samardzic, Spasoje
	12	Belin, Rudolf
2nd Half	14	Belin, Rudolf

First Round League Group C

Match No. 14 Mitsuzawa Football Field
Kick-Off 14.00 Oct. 14. Weather—Rainy

Referee —Boukill, Salih Mohamed MOROCCO
 Linesman—Valenzuela, Rafael MEXICO
 —De Silva, Gregg MALAYSIA

BRAZIL 4 (2—0) 0 KOREA
 (2—0)

Position	No.	Name	Goal	Shoot	Foul	Position	No.	Name	Goal	Shoot	Foul
G.K.	12	Dias Oliveira, Helio	0	0	0	G.K.	1	Ham, Heung Chul	0	0	0
R.B.	2	Pereira Barros, Mauricio	0	1	1	R.B.	12	Lee, Woo Bong	0	0	3
L.B.	3	Pereira, Jose Luiz	0	0	1	L.B.	3	Kim, Hong Bok	0	0	1
R.H.	19	Vinagre De Godoy, E. A.	2	5	0	R.H.	14	Park, Seung Ok	0	2	3
C.H.	4	Quirino Lemos, Valdez	0	0	0	C.H.	2	Kim, Jung Suk	0	1	0
L.H.	5	Virgilio Neto, Adevaldo	0	0	1	L.H.	6	Kim, Young Bai	0	0	2
O.R.	7	Lopes Miranda, Roberto	1	6	6	O.R.	7	Lee Yi Woo	0	0	0
I.R.	17	Mattar Netto, Antonio	0	2	8	I.R.	8	Huh, Yoon Jung	0	0	0
C.F.	8	Marques, Jose Roberto	1	5	2	C.F.	5	Cha, Tae Sung	0	0	1
I.L.	10	Ribeiro Soares, Ivo	0	1	4	I.L.	10	Cho, Yoon Ok	0	2	0
O.L.	11	Caravetti, Ademar F.	0	1	3	O.L.	11	Cho, Sung Dal	0	1	1
Total			4	21	26	Total			0	6	11

Goal Getters

Scores

Goal Getters

Period	Time	Name	1st Half	2nd Half	Total	Period	Time	Name
1st Half	30	Marques, Jose Roberto	7	2	9	C.K.	0	1
	44	Vinagre De Godoy, E. A.	9	7	16	G.K.	4	11
2nd Half	9	Vinagre De Godoy, E. A.	6	5	11	F.K.	12	14
	28	Lopes Miranda, Roberto	0	0	0	P.K.	0	0

First Round League Group C

Match No. 21 Omiya Football Field
Kick-Off 13.55 Oct. 16. Weather—Fine

Referee —Teherani, Asghar IRAN
 Linesman—Ashkenazi, Menahem ISRAEL
 —Zsolt, Istvan HUNGARY

BRAZIL 0 (0—0) 1 CZECHOSLOVAKIA
 (0—1)

Position	No.	Name	Goal	Shoot	Foul	Position	No.	Name	Goal	Shoot	Foul
G.K.	12	Dias Oliveira, Helio	0	0	0	G.K.	21	Svajlen, Anton	0	0	0
R.B.	2	Pereira Barros, Mauricio	0	1	2	R.B.	2	Urban, Anton	0	0	3
L.B.	3	Pereira, Jose Luiz	0	0	0	L.B.	3	Weiss, Vladimir	0	0	2
R.H.	19	Vinagre De Godoy, E. A.	0	2	0	R.H.	4	Picman, Karel Zdenek	0	0	3
C.H.	4	Quirino Lemos, Valdez	0	0	0	C.H.	13	Matlak, Stefan	0	0	3
L.H.	5	Virgilio Neto, Adevaldo	0	0	6	L.H.	14	Nepomucky, Karel	0	1	0
O.R.	7	Lopes Miranda, Roberto	0	4	5	O.R.	16	Brumovsky, Jan	0	1	2
I.R.	17	Mattar Netto, Antonio	0	3	2	I.R.	5	Vojta, Josef	0	2	4
C.F.	8	Marques, Jose Roberto	0	6	6	C.F.	11	Valosek, Frantisek	1	4	0
I.L.	10	Ribeiro Soares, Ivo	0	1	2	I.L.	15	Knebort, Frantisek	0	5	4
O.L.	11	Caravetti, Ademar F.	0	0	2	O.L.	10	Masny, Vojtech	0	4	7
Total			0	17	25	Total			1	17	28

Goal Getters

Scores

Goal Getters

Period	Time	Name	1st Half	2nd Half	Total	Period	Time	Name
			1	3	4	2nd Half	32	Valosek, Frantisek
			9	8	17	G.K.	11	3
			12	16	28	F.K.	12	13
			0	0	0	P.K.	0	0

First Round League Group C**Match No. 22** Prince Chichibu Football Field

Referee —Glockner, Rudi GERMANY

Kick-Off 13.59 Oct. 16. Weather—Fine

Linesman—Valenzuela, Rafael MEXICO

—Boukkill, Salih Mohamed MOROCCO

KOREA 0 (0—3) 10 U.A.R.
(0—7)

Position	No.	Name	Goal	Shoot	Foul	Position	No.	Name	Goal	Shoot	Foul
G.K.	1	Ham, Heung Chul	0	0	0	G.K.	2	Ahmed, Reda M.	0	0	0
R.B.	2	Kim, Jung Suk	0	0	2	R.B.	9	Amin, Darwish	0	0	0
L.B.	3	Kim, Hong Bok	0	0	4	L.B.	7	Elisnawi, Amin	0	0	2
R.H.	4	Kim, Sam Rak	0	2	1	R.H.	12	Elfanagili, Rifaat	1	3	1
C.H.	5	Cha, Tae Sung	0	3	2	C.H.	8	Gad, Ahmed Moust	0	0	0
L.H.	13	Kim, Jung Nam	0	0	1	L.H.	19	Badawi, Mohamed A.	0	1	1
O.R.	17	Cha, Kyung Bok	0	1	1	O.R.	3	Riad, Ibrahim	6	10	1
L.R.	8	Huh, Yoon Jung	0	2	5	L.R.	5	Mohamed, Sedddik	1	5	4
C.F.	9	Woo, Sang Kwon	0	1	5	C.F.	16	Ismail, Taha	0	5	2
I.L.	10	Cho, Yoon Ok	0	1	1	I.L.	18	Etman, K. Aly	1	9	5
O.L.	18	Kim, Duk Joong	0	2	1	O.L.	13	Hassan, Mahmoud	1	4	1
Total			0	12	23	Total			10	37	17

Goal Getters

Scores

Goal Getters

Period	Time	Name	1st Half	2nd Half	Total	1st Half	2nd Half	Total	Period	Time	Name	
			1	5	6	C. K.	2	5	7	1st Half	14	Riad, Ibrahim
			7	5	12	G. K.	3	3	6		17	Riad, Ibrahim
			5	12	17	F. K.	14	10	23		40	Riad, Ibrahim
			0	0	0	P. K.	0	0	0	2nd Half	3	Riad, Ibrahim
											5	Mohamed, Seddik
											16	Elfanagili, Rifaat
											21	Etman, K. Aly
											27	Riad, Ibrahim
											32	Riad, Ibrahim
											33	Hassan, Mahmoud

First Round League Group D**Match No. 8** Mitsuzawa Football Field

Referee —Ashkenazi, Menahem ISRAEL

Kick-Off 14.00 Oct. 12. Weather—Cloudy

Linesman—Zsolt, Istvan HUNGARY

—De Silva, Gregg MALAYSIA

ARGENTINA 1 (1—0) 1 GHANA
(0—1)

Position	No.	Name	Goal	Shoot	Foul	Position	No.	Name	Goal	Shoot	Foul
G.K.	1	Cejas, Agustin Mario	0	0	0	G.K.	1	Dodoo-Ankrah	0	0	0
R.B.	2	Bertolotti, Andres Arturo	0	0	2	R.B.	2	Acquah, Sam	0	0	2
L.B.	3	Sesana, Otto Norberto	0	0	3	L.B.	3	Oblitey, Emmanuel	0	0	1
R.H.	4	Morales, Horacio Oscar	0	0	2	R.H.	4	Acheampong Ben	0	0	2
C.H.	5	Mori, Miguel Angel	0	3	4	C.H.	5	Addo-Odametey	0	0	2
L.H.	6	Perfumo, Roberto Alfredo	0	0	6	L.H.	11	Pare, Kofi	0	3	2
O.R.	16	Cabrera, Antonio Roberto	0	3	3	O.R.	7	Osei, Kofi	0	0	2
L.R.	8	Malleo, Jose	0	2	8	L.R.	8	Mfum, Wilberforce	0	2	5
C.F.	9	Bulla, Carlos Alberto	1	8	1	C.F.	9	Aggrey Fynn, Edward Jona	0	2	2
I.L.	10	Manfredi, Nestor	0	5	3	I.L.	10	Acquah, Edward	1	6	2
O.L.	19	Tojo, Miguel Angel	0	2	4	O.L.	18	Salisu, Mohammadu	0	1	6
Total			1	23	36	Total			1	14	26

Goal Getters

Scores

Goal Getters

Period	Time	Name	1st Half	2nd Half	Total	1st Half	2nd Half	Total	Period	Time	Name	
1st Half	26	Bulla, Carlos Alberto	1	3	4	C.K.	2	5	7	2nd Half	35	Acquah, Edward
			5	5	10	G.K.	9	5	14			
			7	19	26	F.K.	20	16	36			
			0	0	0	P.K.	0	0	0			

First Round League Group D

Match No. 16 Komazawa Stadium
Kick-Off 14.00 Oct. 14. Weather—Rainy

Referee —Skoric, Aleksander YUGOSLAV
 Linesman—Teherani, Asghar IRAN
 —Ashkenazi, Menahem ISRAEL

ARGENTINE 2 (1—0) 3 JAPAN
 (1—3)

Position	No.	Name	Goal	Shoot	Foul	Position	No.	Name	Goal	Shoot	Foul
G.K.	1	Cejas, Agustin Mario	0	0	0	G.K.	21	Yokoyama, Kenzo	0	0	0
R.B.	2	Bertolotti, Andres Arturo	0	0	1	R.B.	2	Katayama, Hiroshi	0	0	0
L.B.	3	Sesana, Otto Norberto	0	4	0	L.B.	5	Yamaguchi, Yoshitada	0	0	2
R.H.	4	Morales, Horacio Oscar	0	0	0	R.H.	13	Yaegashi, Shigeo	0	2	2
C.H.	5	Mori, Miguel Angel	0	3	2	C.H.	8	Kamata, Mitsuo	0	0	4
L.H.	6	Perfumo, Roberto Alfredo	0	1	6	L.H.	6	Suzuki, Ryoza	0	0	0
O.R.	16	Cabrera, Antonio Roberto	0	4	6	O.R.	12	Kawabuchi, Saburo	1	2	3
I.R.	17	Risso, Juan Nazareno	0	2	2	I.R.	15	Kamamoto, Kunishige	0	8	4
C.F.	18	Dominguez, Juan Carlos	2	3	5	C.F.	10	Ogi, Aritatsu	1	3	2
I.L.	10	Manfredi, Nestor	0	3	4	I.L.	16	Miyamoto, Teruki	0	3	2
O.L.	11	Ochoa, Hector Osvaldo	0	2	1	O.L.	18	Sugiyama, Ryuichi	1	6	2
Total			2	22	27	Total			3	24	21

Goal Getters

Period	Time	Name	1st Half	2nd Half	Total
1st Half	24	Dominguez, Juan Carlos	5	4	9
2nd Half	17	Dominguez, Juan Carlos	9	5	14
			13	8	21
			0	0	0

Scores

1st Half	2nd Half	Total	1st Half	2nd Half	Total
C.K.	3	3	6		
G.K.	7	5	12		
F.K.	10	17	27		
P.K.	0	0	0		

Goal Getters

Period	Time	Name
2nd Half	9	Sugiyama, Ryuichi
	36	Kawabuchi, Saburo
	37	Ogi, Aritatsu

First Round League Group D

Match No. 24 Komazawa Stadium
Kick-Off 14.00 Oct. 16. Weather—Fine

Referee —Nitescu, Cornel RUMANIA
 Linesman—De Silva, Gregg MALAYSIA
 —Skoric, Aleksandar YUGOSLAV

GHANA 3 (1—1) 2 JAPAN
 (2—1)

Position	No.	Name	Goal	Shoot	Foul	Position	No.	Name	Goal	Shoot	Foul
G.K.	1	Dodoo-Ankrah	0	0	0	G.K.	21	Yokoyama, Kenzo	0	0	0
R.B.	16	Okai, Samuel Anum	0	0	3	R.B.	2	Katayama, Hiroshi	0	2	3
L.B.	3	Oblitey, Emmanuel	0	0	1	L.B.	5	Yamaguchi, Yoshitada	0	0	3
R.H.	2	Acquah, Sam	1	3	0	R.H.	6	Suzuki, Ryoza	0	1	0
C.H.	5	Addo-Odametey	0	1	3	C.H.	7	Kami, Hisao	0	0	7
L.H.	6	Nkansah, Emmanuel Kwesi	0	5	1	L.H.	8	Kamata, Mitsuo	0	0	0
O.R.	17	Agyemang, Gyau	1	4	4	O.R.	16	Miyamoto, Teruki	0	2	2
I.R.	8	Mfum, Wilberforce	0	4	3	I.R.	10	Ogi, Aritatsu	0	3	4
C.F.	9	Aggrey Fynn, Edward Jona	1	1	2	C.F.	13	Yaegashi, Shigeo	1	8	2
I.L.	10	Acquah, Edward	0	3	5	I.L.	15	Kamamoto, Kunishige	0	8	4
O.L.	11	Pare, Kofi	0	7	3	O.L.	18	Sugiyama, Ryuichi	1	2	4
Total			3	28	25	Total			2	26	29

Goal Getters

Period	Time	Name	1st Half	2nd Half	Total
1st Half	27	Agyemang, Gyau	4	4	8
2nd Half	23	Acquah, Sam	2	13	15
		35 Aggrey Fynn, Edward Jona	13	16	29
			0	0	0

Scores

1st Half	2nd Half	Total	1st Half	2nd Half	Total
C.K.	3	0	3		
G.K.	9	8	17		
F.K.	11	14	25		
P.K.	0	0	0		

Goal Getters

Period	Time	Name
1st Half	12	Sugiyama, Ryuichi
2nd Half	7	Yaegashi, Shigeo

First Round League

Group A

	GERMANY	IRAN	MEXICO	RUMANIA	Won	Drawn	Lost	Goals For	Goals Against	Match Points	Place
GERMANY	*	○ 4—0	○ 2—0	△ 1—1	2	1	0	7	1	5	1
IRAN	● 0—4	*	△ 1—1	● 0—1	0	1	2	1	6	1	4
MEXICO	● 0—2	△ 1—1	*	● 1—3	0	1	2	2	6	1	3
RUMANIA	△ 1—1	○ 1—0	○ 3—1	*	2	1	0	5	2	5	2

Group B

	YUGOSLAV	N. KOREA	HUNGARY	MOROCCO	Won	Drawn	Lost	Goals For	Goals Against	Match Points	Place
YUGOSLAV	*		● 5—6	○ 3—1	1	0	1	8	7	2	2
N. KOREA	(Withdraw)										
HUNGARY	○ 6—5		*	○ 6—0	2	0	0	12	5	4	1
MOROCCO	● 1—3		● 0—6	*	0	0	2	1	9	0	3

Group C

	CZECHSLV	KOREA	BRAZIL	U.A.R.	Won	Drawn	Lost	Goals For	Goals Against	Match Points	Place
CZECHSLV	*	● 6—1	○ 1—0	○ 5—1	3	0	0	12	2	6	1
KOREA	● 1—6	*	● 0—4	● 0—10	0	0	3	1	20	0	4
BRAZIL	● 0—1	○ 4—0	*	△ 1—1	1	1	1	5	2	3	3
U.A.R.	● 1—5	● 10—0	△ 1—1	*	1	1	1	12	6	3	2

Group D

	ITALY	JAPAN	ARGENTIN	GHANA	Won	Drawn	Lost	Goals For	Goals Against	Match Points	Place
ITALY	(Withdraw)										
JAPAN		*	○ 3—2	● 2—3	1	0	1	5	5	2	2
ARGENTIN		● 2—3	*	△ 1—1	0	1	1	3	4	1	3
GHANA		○ 3—2	△ 1—1	*	1	1	1	4	3	3	1

Note ○ = Won: 2, △ = Drawn: 1, ● = Lost: 0

Final Tournament

Quarter Final

GERMANY	1	$\begin{pmatrix} 1-0 \\ 0-0 \end{pmatrix}$	0	YUGOSLAV
CZECHSLV	4	$\begin{pmatrix} 1-0 \\ 3-0 \end{pmatrix}$	0	JAPAN
HUNGARY	2	$\begin{pmatrix} 1-0 \\ 1-0 \end{pmatrix}$	0	RUMANIA
GHANA	1	$\begin{pmatrix} 1-1 \\ 0-4 \end{pmatrix}$	5	U.A.R.

Semi-Final

GERMANY	1	$\begin{pmatrix} 1-0 \\ 0-2 \end{pmatrix}$	2	CZECHSLV
HUNGARY	6	$\begin{pmatrix} 3-0 \\ 3-0 \end{pmatrix}$	0	U.A.R.

Final

CZECHSLV	1	$\begin{pmatrix} 0-0 \\ 1-2 \end{pmatrix}$	2	HUNGARY
Match For Third Place				
GERMANY	3	$\begin{pmatrix} 1-0 \\ 2-1 \end{pmatrix}$	1	U.A.R.

Quarter Final

Match No. 25 Prince Chichibu Football Field
Kick-Off 13.59 Oct. 18. Weather—Rainy

Referee —De Silva, Gregg MALAYSIA
 Linesman—Teherani, Arghar IRAN
 —Boukkill, Salih Mohamed MOROCCO

GERMANY 1 (1—0) 0 YUGOSLAVIA
 (0—0)

Position	No.	Name	Goal	Shoot	Foul	Position	No.	Name	Goal	Shoot	Foul
G.K.	1	Heinsch, Hans Jurgen	0	0	0	G.K.	1	Curkovic, Ivan	0	0	0
R.B.	2	Urbanczyk, Klaus	0	2	1	R.B.	13	Jeftic, Zivorad	0	1	4
L.B.	4	Geisler, Manfred	0	1	1	L.B.	3	Vujovic, Svetozar	0	0	1
R.H.	7	Pankau, Herbert	0	0	3	R.H.	4	Belin, Rudolf	0	6	2
C.H.	3	Walter, Manfred	0	0	1	C.H.	5	Cop, Milan	0	0	2
L.H.	9	Korner, Gerhard	0	2	2	L.H.	6	Miladinovic, Jovan	0	1	2
O.R.	15	Frassdorf, Otto	0	4	2	O.R.	18	Takac, Silvester	0	0	0
I.R.	13	Bauchspiess, Bernd	0	3	1	I.R.	8	Zambata, Slaven	0	2	0
C.F.	14	Frenzel, Henning	1	6	0	C.F.	9	Osim, Ivan	0	1	0
I.L.	16	Noldner, Jurgen	0	5	4	I.L.	14	Radovic, Lazar	0	1	1
O.L.	18	Vogel, Eberhard	0	7	1	O.L.	11	Dzajic, Dragan	0	0	0
Total			1	30	16	Total			0	12	12

Goal Getters

Scores

Goal Getters

Period	Time	Name	1st Half	2nd Half	Total	1st Half	2nd Half	Total	Period	Time	Name
1st Half	1	Frenzel, Henning	3	7	10	C.K.	1	0	1		
			6	6	12	G.K.	16	14	30		
			9	3	12	F.K.	9	7	16		
			0	0	0	P.K.	0	0	0		

Quarter Final

Match No. 26 Mitsuzawa Football Field
Kick-Off 14.00 Oct. 18. Weather—Rainy

Referee —Ashkenazi, Menahem ISRAEL
 Linesman—Kim, Duk Ryong KOREA
 —Yokoyama, Yozo JAPAN

HUNGARY 2 (1—0) 0 RUMANIA
 (1—0)

Position	No.	Name	Goal	Shoot	Foul	Position	No.	Name	Goal	Shoot	Foul
G.K.	19	Gelei, Jozsel	0	0	0	G.K.	1	Datcu, Ilie	0	0	0
R.B.	3	Novak, Dezso	0	0	4	R.B.	2	Greavu, Ilie	0	0	3
L.B.	6	Ihasz, Kalman	0	0	3	L.B.	4	Halmageanu, Bujor	0	0	1
R.H.	8	Palotai, Karolp	0	0	6	R.H.	15	Petru, Emil	0	0	0
C.H.	5	Orban, Arpad	0	0	0	C.H.	3	Nunweiller, Ion	0	0	1
L.H.	18	Nogradi, Ferenc	0	0	3	L.H.	16	Georgescu, Nicolae	0	2	0
O.R.	15	Farkas, Janos	0	5	3	O.R.	17	Pircalab, Ion	0	0	1
I.R.	2	Csernai, Tibor	2	7	2	I.R.	8	Constantin, Gheorghe	0	1	7
C.F.	13	Bene, Ferenc	0	2	7	C.F.	9	Ionescu, Ion	0	1	5
I.L.	11	Komora, Imre	0	1	4	I.L.	6	Coe, Dan	0	0	7
O.L.	16	Katona, Sandor	0	1	3	O.L.	11	Creiniceanu, Carol	0	0	2
Total			2	16	35	Total			0	4	27

Scores

Goal Getters

Period	Time	Name	1st Half	2nd Half	Total	1st Half	2nd Half	Total	Period	Time	Name
1st Half	2	Csernai, Tibor	1	3	4	C.K.	3	4	7		
2nd Half	39	Csernai, Tibor	4	1	6	G.K.	6	11	17		
			15	11	26	F.K.	19	15	34		
			0	1	1	P.K.	0	1	1		

Quarter Final

Match No. 27 Komazawa Stadium
Kick-Off 14.00 Oct. 18. Weather—Rainy

Referee —De Queiroz, Eunapio G. BRAZIL
 Linesman—Comesana, Miguel ARGENTIN
 —Iman, Hussein U.A.R.

CZECHOSLOVAKIA 4 (1—0) 0 JAPAN
 (3—0)

Position	No.	Name	Goal	Shoot	Foul	Position	No.	Name	Goal	Shoot	Foul
G.K.	1	Schmucker, Frantisek	0	0	0	G.K.	21	Yokoyama, Kenzo	0	0	0
R.B.	2	Urban, Anton	0	1	2	R.B.	2	Katayama, Hiroshi	0	0	3
L.B.	4	Picman, Karel Zdenek	0	0	4	L.B.	5	Yamaguchi, Yoshitada	0	0	2
R.H.	5	Vojta, Josef	1	3	1	R.H.	6	Suzuki, Ryoza	0	1	5
C.H.	3	Weiss, Vladimir	0	0	1	C.H.	10	Ogi, Aritatsu	0	1	2
L.H.	6	Geleta, Jan	0	5	0	L.H.	8	Kamata, Mitsuo	0	0	4
O.R.	16	Brumovsky, Jan	2	4	1	O.R.	12	Kawabuchi, Saburo	0	2	0
I.R.	8	Mraz, Ivan	1	7	1	I.R.	13	Yaegashi, Shigeo	0	2	1
C.F.	9	Lichtnegl, Karel	0	3	0	C.F.	15	Kamamoto, Kunishige	0	9	2
I.L.	10	Masny, Vojtech	0	2	3	I.L.	16	Miyamoto, Teruki	0	2	1
O.L.	11	Valosek, Frantisek	0	5	1	O.L.	14	Watanabe, Tadashi	0	2	1
Total			4	30	14	Total			0	19	21

Goal Getters

Scores

Goal Getters

Period	Time	Name	1st Half	2nd Half	Total	Period	Time	Name	1st Half	2nd Half	Total
1st Half	43	Brumovsky, Jan	3	6	9	C.K.	4	1	5		
2nd Half	14	Brumovsky, Jan	8	3	11	G.K.	7	7	14		
	24	Vojta, Josef	16	4	20	F.K.	11	3	14		
	41	Mraz, Ivan	0	1	1	P.K.	0	0	0		

Quarter Final

Match No. 28 Omiya Football Field
Kick-Off 14.00 Oct. 18. Weather—Rainy

Referee —Glockner, Rudi GERMANY
 Linesman—Korelus, Vaclav CZECHSLV
 —Valenzuela, Rafael MEXICO

GHANA 1 (1—1) 5 U.A.R.
 (0—4)

Position	No.	Name	Goal	Shoot	Foul	Position	No.	Name	Goal	Shoot	Foul
G.K.	1	Dodoo-Ankrah	0	0	0	G.K.	2	Ahmed, Reda M.	0	0	0
R.B.	2	Acquah, Sam	0	0	2	R.B.	9	Amin, Darwish	0	0	2
L.B.	3	Oblitey, Emmanuel	0	0	1	L.B.	7	Elisnawi, Amin	0	0	1
R.H.	4	Acheampong, Ben	0	3	3	R.H.	12	Elfanagili, Rifaat	2	6	2
C.H.	5	Addo-Odametey	0	0	0	C.H.	8	Gad, Ahmed Moust	0	0	1
L.H.	6	Nkansah, Emmanuel Kwesi	0	1	7	L.H.	15	Elsherbini, M. Abdelat	0	0	3
O.R.	17	Agyemang, Gyau	0	6	4	O.R.	3	Riad, Ibrahim	1	2	9
I.R.	8	Mfum, Wilberforce	1	7	4	I.R.	18	Etman, K. Aly	0	4	4
C.F.	9	Aggrey Fynn, Edward Jona	0	3	2	C.F.	19	Badawi, Mohamed A.	2	2	2
I.L.	11	Pare, Kofi	0	1	8	I.L.	16	Ismail, Taha	0	4	3
O.L.	18	Salisu, Mohammadu	0	3	2	O.L.	13	Hassan, Mahmoud	0	1	2
Total			1	24	33	Total			5	19	29

Goal Getters

Scores

Goal Getters

Period	Time	Name	1st Half	2nd Half	Total	Period	Time	Name	1st Half	2nd Half	Total		
1st Half	37	Mfum, Wilberforce	5	10	15	C.K.	2	0	2	1st Half	42	Badawi, Mohamed A.	
			5	2	7	G.K.	6	8	14	2nd Half	16	Badawi, Mohamed A.	
			17	12	29	F.K.	17	16	33	20	Riad, Ibrahim		
			1	0	1	P.K.	0	0	0	24	Elfanagili, Rifaat		
												40	Elfanagili, Rifaat

Match for Third Place

Match No. 31 National Stadium
Kick-Off 11.57 Oct. 23. Weather—Rainy

Referee —Yokoyama, Yozo JAPAN
 Linesman—Fukushima, Genichi JAPAN
 —Hayakawa, Sumio JAPAN

GERMANY 3 (1—0) 1 U.A.R.
 (2—1)

Position	No.	Name	Goal	Shoot	Foul	Position	No.	Name	Goal	Shoot	Foul
G.K.	1	Heinsch, Hans Jurgen	0	0	0	G.K.	2	Ahmed, Reda M.	0	0	0
R.B.	8	Rock, Peter	0	1	0	R.B.	10	Zaki, Yaken	0	1	1
L.B.	4	Geisler, Manfred	0	1	2	L.B.	7	Elisnawi, Amin	0	0	1
R.H.	7	Pankau, Herbert	0	2	1	R.H.	17	Kotb, Mohamed M.	0	0	0
C.H.	3	Walter, Manfred	0	0	2	C.H.	11	Attia, Raafat	1	1	0
L.H.	9	Korner, Gerhard	0	0	0	L.H.	15	Elsherbini, M. Abdelat	0	0	0
O.R.	19	Stocker, Hermann	1	12	3	O.R.	5	Mohamed, Seddik	0	2	1
I.R.	15	Frassdorf, Otto	0	1	3	I.R.	3	Riad, Ibrahim	0	1	1
C.F.	14	Frenzel, Henning	1	7	4	C.F.	19	Badawi, Mohamed A.	0	2	1
I.L.	16	Noldner, Jurgen	0	3	2	I.L.	4	Nosseir, Nabil	0	2	1
O.L.	18	Vogel, Eberhard	1	4	1	O.L.	18	Etman, K. Aly	0	3	4
Total			3	31	18	Total			1	12	10

Goal Getters

Period	Time	Name	1st Half	2nd Half	Total
1st Half	17	Frenzel, Henning	6	4	10
2nd Half	3	Vogel, Eberhard	5	2	7
	11	Stocker, Hermann	2	8	10
			0	0	0

Scores

1st Half	2nd Half	Total	1st Half	2nd Half	Total
C.K.	1	0	1	0	1
G.K.	13	6	19	6	19
F.K.	11	6	17	6	17
P.K.	0	1	1	1	1

Goal Getters

Period	Time	Name
2nd Half	30	Attia, Raafat

Final

Match No. 32 National Stadium
Kick-Off 14.27 Oct. 23. Weather—Rainy

Referee —Ashkenazi, Menahem ISRAEL
 Linesman—Comesana, Miguel ARGENTIN
 —Wontumi, John Stanley GHANA

CZECHOSLOVAKIA 1 (0—0) 2 HUNGARY
 (1—2)

Position	No.	Name	Goal	Shoot	Foul	Position	No.	Name	Goal	Shoot	Foul
G.K.	1	Schmucker, Frantisek	0	0	0	G.K.	1	Szentmihalyi, Antal	0	0	0
R.B.	2	Urban, Anton	0	3	2	R.B.	3	Novak, Dezso	0	1	0
L.B.	4	Picman, Karel Zdenek	0	0	2	L.B.	6	Ihasz, Kalman	0	2	2
R.H.	5	Vojta, Josef	0	0	5	R.H.	7	Szepesi, Gusztav	0	0	4
C.H.	3	Weiss, Vladimir	0	0	2	C.H.	5	Orban, Arpad	0	0	3
L.H.	6	Geleta, Jan	0	7	1	L.H.	18	Nogradi, Ferenc	0	6	7
O.R.	16	Brumovsky, Jan	1	2	8	O.R.	15	Farkas, Janos	1	6	4
I.R.	8	Mráz, Ivan	0	2	1	I.R.	2	Gsernai, Tibor	0	1	1
C.F.	9	Lichtnegl, Karel	0	0	2	C.F.	13	Bene, Ferenc	1	8	7
I.L.	10	Masny, Vojtech	0	5	3	I.L.	11	Komora, Imre	0	4	4
O.L.	11	Valosek, Frantisek	0	2	1	O.L.	16	Katona, Sandor	0	4	1
Total			1	21	27	Total			2	32	33

Goal Getters

Period	Time	Name	1st Half	2nd Half	Total
2nd Half	35	Brumovsky, Jan	1	5	6
			9	6	15
			15	18	33
			0	0	0

Scores

1st Half	2nd Half	Total	1st Half	2nd Half	Total
C.K.	2	3	5	2	3
G.K.	10	3	13	3	13
F.K.	21	6	27	6	27
P.K.	0	0	0	0	0

Goal Getters

Period	Time	Name
2nd Half	2	Farkas, Janos
	14	Bene, Ferenc



At the Mitsuzawa Football Field, Germany (white uniforms) v. Mexico



Japan v. Argentina at the Komazawa Field



Hungary v. Yugoslavia (white striped shirts are worn by the Hungarian team)





Hungary (brown shirts) v. Czechoslovakia (white)

The winners ① Hungary ② Czechoslovakia ③ Germany





Gymnastics=Gymnastique

International Federation of Gymnastics	Jury		
President Charles Thoeni	Men's Competition		Nagy-Herpich, V.
Men's Technical Executive Commission	President of the jury Hentges, P.		Mironov, N.
President Pierre Hentges	Women's Competition		Yoshida, N.
Women's Technical Executive Commission	President of the jury Villancher, B.	Technical Director	Kondo, T.
President Berthe Villancher	Vice-President of the jury Gander, A.		Kaneko, Akitomo
Japan Gymnastic Association	Jury of Appeal		Yoshida, Natsu
President Kurimoto, Yoshihiko		Thoeni, C.	Head of Terrain
Vice-President Kondo, Takashi		Hentges, P.	Nijo, Yasukuni
Secretary General Nosaka, Hiroshi		Villancher, B.	Minobe, Taka
		Gander, A.	

Timetable (Tokyo Metropolitan Gymnasium)

Sunday, October 18	8:30	Men's compulsory exercises	
	17:00	Remainder of men's	compulsory exercises
Monday, October 19	8:30	Women's compulsory exercises	
	17:00	Remainder of women's	compulsory exercises
Tuesday, October 20	8:30	Men's optional exercises	
	17:00	Remainder of men's	optional exercises
Wednesday, October 21	8:30	Women's optional exercises	
	17:00	Remainder of women's	optional exercises
Thursday, October 22	17:00	Distribution of prizes	
		Men's team competition	Women's team competition
		Men's individual competition	Women's individual competition
	18:00	Individual finals by apparatus, men (floor, side horse, rings)	
		Distribution of prizes	
	20:00	Individual finals by apparatus, women (horse vault, uneven parallel bars)	
		Distribution of prizes	
Friday, October 23	18:00	Individual finals by apparatus, women (beam, floor)	
		Distribution of prizes	
	19:30	Individual finals by apparatus, men (long horse vault, parallel bars, horizontal bar)	
		Distribution of prizes	

Men's competition

	Floor	Side horse	Rings
Juge-arbitre	Kondo, T. (JPN)	Ivancevic, I. (YUS)	Lylo, A. (CZS)
1	Bauch, R. (GER)	Uesako, T. (JPN)	Maloney, T. (USA)
2	Brown, J. (AUS)	Bettyna, T. (POL)	Stadel, W. (GER)
3	Jolantie, T. (FIN)	Wilderoter, D. (USA)	Koguchi, R. (JPN)
4	Lavrouchenko, V. (URS)	Kim, K. (KOR)	Vieru, N. (RUM)
Chronometreur	Ikeda, M. (JPN)		
	Long horse vault	Parallel bars	Horizontal bar
Juge-arbitre	Spieth, R. (GER)	Lahtinen, V. (FIN)	Mironov, N. (URS)
1	Karakachianz, K. (URS)	Lehmann, W. (SWI)	Sarkany, I. (HUN)
2	Widmer, E. (SWI)	Bitsch, M. (FRA)	Urbani, L. (ITA)
3	Nabeya (JPN)	Sotornik, L. (CZS)	Matlocha, V. (CZS)
4	Tanner, A. (FIN)	Monetti, A. (ITA)	Mirtchev, N. (BUL)
Pose des mains			
1	Fukai, I. (JPN)		
2	Baba, K. (JPN)		
Reserves	Monteolegre (PHI)		

Women's competition

	Side horse vault	Uneven parallel bars
Responsible	Sepa, M. (YUS)	Demidenko, T. (URS)
1	Kobayashi, K. (JPN)	Ljunggren, S. (SWE)
2	Stroescu, A. (RUM)	Kovacs, G. (HUN)
3	Riedeberger, H. (GER)	Aizawa, M. (JPN)
4	Slizoloska, B. (POL)	Ponnertova, Z. (CZS)
5	Gable, M. A. (USA)	Hugon, R. (FRA)
	Balance beam	Floor
Responsible	Nagy-Herpich, V. (HUN)	Gotta, A. (ITA)
1	Rakoczy, H. (POL)	Wiesenberger, K. (AUT)
2	Tinterova, A. (CZS)	Cheffer, I. (URS)
3	Gorokhovskaja, M. (URS)	Bartha, E. (HUN)
4	Buzea, M. (RUM)	Gulack, F. H. (USA)
5	Caelli, J. (AUS)	Ewald, V. (GER)
Chronometreur	Matsuzaki, S. (JPN)	Onuki, F. (JPN)
Depassement de limite		Okamoto, (JPN) Miyashita (JPN)

Individual Classification=Classement individuel

Previous Olympic Winners

1896	A. Flatow	GERMANY
1900	S. Saudras	FRANCE
1904	A. Heida	U.S.A.
1908	A. Braglia	ITALY
1912	A. Braglia	ITALY
1920	G. Zampori	ITALY
1924	L. Stukelj	YUGOSLAV
1928	G. Miez	SWITZ
1932	R. Neri	ITALY
1936	A. Schwarzmann	GERMANY
1948	V. Huhtanen	FINLAND
1952	V. Tchoukarine	U.S.S.R.
1956	V. Tchoukarine	U.S.S.R.
1960	B. Shakhlin	U.S.S.R.

Place	No.	Name	Country	Total
	1	212 Endo, Yukio	JAPAN	115.95
	2	213 Tsurumi, Shuji	JAPAN	115.40
	2	201 Shakhlin, Boris	U.S.S.R.	115.40
	2	203 Lisitsky, Victor	U.S.S.R.	115.40
	5	45 Menichelli, Franco	ITALY	115.15
	6	215 Yamashita Haruhiro	JAPAN	115.10
	7	22 Cerar, Miroslav	YUGOSLAV	115.05
	8	216 Hayata, Takuji	JAPAN	114.90
	9	214 Mitsukuri, Takashi	JAPAN	114.80
	10	206 Leontyev, Victor	U.S.S.R.	114.50
	11	211 Ono, Takashi	JAPAN	114.40
	11	204 Tsapenko, Yury	U.S.S.R.	114.40
	13	202 Titov, Yury	U.S.S.R.	114.35
	14	205 Diomidov, Sergey	U.S.S.R.	114.20
	15	171 Fulle, Siegfried	GERMANY	114.10
	16	85 Kubica, Mikolaj	POLAND	113.20
	17	151 Csanyi, Rajmund	HUNGARY	113.00
	18	175 Koste, Klaus	GERMANY	112.75
	19	174 Koppe, Erwin	GERMANY	112.45
	20	114 Sakamoto, Makoto D.	U.S.A.	112.40
	21	176 Weber, Peter	GERMANY	112.35
	21	43 Cinnaghi, Luigi	ITALY	112.35
	23	232 Prodanvo, Nicola D.	BULGARIA	112.30
	24	172 Furst, Philipp	GERMANY	112.25
	25	84 Rokosa, Aleksander	POLAND	111.95
	26	101 Laiho, Olli, Eino	FINLAND	111.85
	27	41 Carminucci, Giovanni	ITALY	111.80
	28	152 Aranyos, Istvan	HUNGARY	111.75
	29	173 Lyhs, Gunter	GERMANY	111.70
	30	36 Mudrik, Bohumil	CZECHSLV	111.50
	31	221 Orendi, Fredric	RUMANIA	111.40
	32	113 Mitchell, Russell Duncan	U.S.A.	111.20
	32	61 Storhaug, Age	NORWAY	111.20
	34	103 Ekman, Eugeu, Georg, O.	FINLAND	111.15
	35	153 Varga, Lajos	HUNGARY	111.10
	35	86 Kubica, Wilhelm	POLAND	111.10
	37	231 Kapsazov, Velik Nikolov	BULGARIA	111.05
	37	83 Kucharczyk, Alfred	POLAND	111.05
	39	112 Barak, Ronald S.	U.S.A.	110.95

Place	No.	Name	Country	Total
	39	104 Heinonen, Raimo, Y.	FINLAND	110.95
	41	234 Mirtchev, Georgi A.	BULGARIA	110.75
	42	42 Carminucci, Pasquale	ITALY	110.70
	42	35 Pazdera, Ladislav	CZECHSLV	110.70
	44	32 Kubicka, Vaclav	CZECHSLV	110.65
	45	226 Tohaneanu, Gheorghe	RUMANIA	110.60
	45	81 Jankowicz, Jan	POLAND	110.60
	45	33 Krbec, Premysl	CZECHSLV	110.60
	48	181 Feuz, Fritz	SWITZ	110.50
	48	143 Guiffroy, Christian	FRANCE	110.50
	48	102 Rantakari, Hannu, J.	FINLAND	110.50
	51	222 Kadar, Auton	RUMANIA	110.45
	52	31 Klecka, Karel	CZECHSLV	110.35
	53	16 Kim, Choong Tai	KOREA	110.20
	54	64 Lindevall, Stig	SWEDEN	110.15
	55	235 Kondev, Todor N.	BULGARIA	110.05
	55	111 Ranner, Larry Shyres	U.S.A.	110.05
	57	23 Brodnik, Janez	YUGOSLAV	110.00
	58	105 Kestola, Otto, Jalmar	FINLAND	109.95
	59	116 Weiss, Gregor Richard	U.S.A.	109.90
	60	15 Kim, Kwang Duk	KOREA	109.80
	61	25 Petrovic, Alojz	YUGOSLAV	109.70
	62	236 Batchvarov, Todor G.	BULGARIA	109.65
	63	46 Vicardi, Angelo	ITALY	109.40
	64	106 Heikkinen, Kauko, P. J.	FINLAND	109.35
	65	183 Muller, Walter	SWITZ	109.25
	65	26 Srot, Martin	YUGOSLAV	109.25
	67	63 Koorn, Leil	SWEDEN	109.20
	68	115 Shurlock, Arthur David	U.S.A.	109.10
	69	223 Szilagyi, Alexandru	RUMANIA	109.05
	70	14 Chung, Yi Kwang	KOREA	109.00
	71	182 Egger, Fredy	SWITZ	108.90
	71	154 Lelkes, Andras	HUNGARY	108.90
	73	142 Fauqueux, Bernard	FRANCE	108.85
	74	156 Cser, Gyozo	HUNGARY	108.80
	75	82 Konopka, Andrzej	POLAND	108.70
	75	44 Franceschetti, Bruno	ITALY	108.70
	77	65 Thoesson, William	SWEDEN	108.65
	78	155 Sos, Peter	HUNGARY	108.60
	79	233 Christov, Liuben M.	BULGARIA	108.40
	80	21 Caklec, Ivan	YUGOSLAV	108.30
	81	12 Lee, Kwang Jae	KOREA	108.10
	82	121 Kihn, Richard	CANADA	107.95
	83	141 Bouchonnet, Michel	FRANCE	107.90
	84	11 Suh, Jae Kyu	KOREA	107.85
	85	184 Fassler, Gottlieb	SWITZ	107.70
	86	225 Condovici, Gheorghe	RUMANIA	107.15
	86	123 Weiler, Wilhelm F.	CANADA	107.15
	88	224 Miclaus, Peter	RUMANIA	107.10
	89	24 Vidovic, Nenad	YUGOSLAV	107.05
	90	185 Berchtold, Meinrad	SWITZ	107.00
	91	191 Lazhari, Mohamed	ALGERIA	106.95
	92	122 Larose, Gilbert	CANADA	106.90
	93	187 Fah, Franz	SWITZ	106.15
	94	66 Zagdbazar, Niamdawaa	MONGOLIA	106.65
	95	17 Kang, Soo Il	KOREA	104.95
	96	243 Gonzalez, Andres	CUBA	104.35
	97	241 Suarez, Octavio	CUBA	104.30

Place No.	Name	Country	Total
97	242 Ramirez, Hector	CUBA	104.30
97	144 Stefanetti, Ady	LUXEMBRG	104.30
100	244 Padron, Felix	CUBA	104.05
100	131 Bond, Graham Francis	AUSTRALA	104.05
102	92 Pancott, John Edward	BRITAIN	104.00
103	71 Jan, Thai San	TAIWAN	103.10
104	145 Stoffel, Josy	LUXEMBRG	102.15
105	133 Trainer, Frederick E.	AUSTRALA	101.85
106	34 Gajdos, Pavel	CZECHSLV	101.75
107	62 Wigaard, Harld	NORWAY	101.35
108	132 Faulks, Marcus A. C.	AUSTRALA	100.70
109	246 Hernandez, Pablo, L.	CUBA	99.60
110	135 De Roo, Benjamin M.	AUSTRALA	99.50
111	134 McLennan, Douglas	AUSTRALA	99.45
112	195 Pizzini, Carlos Alberto	ARGENTIN	98.95
113	136 Cheales, Barry John	AUSTRALA	98.90
114	245 Garcia, Carlos	CUBA	98.85
115	93 Mulhali, John William	BRITAIN	98.45
116	75 Lai, Chu Long	TAIWAN	97.85
117	72 Lee, Bu Ti	TAIWAN	97.10
118	91 Bazargan-Vali, Djalai	IRAN	96.35
119	73 Wang, Shian Ming	TAIWAN	95.00
120	74 Uih, Yah Torh	TAIWAN	92.50
121	76 Liuh, Reng Suhn	TAIWAN	92.00
122	163 Bhosle, B.	INDIA	87.75
123	166 Karande, Vithal	INDIA	86.20
124	162 Singh, Trilok	INDIA	79.60
125	164 More, Y.	INDIA	77.80
126	165 Ram, Anant	INDIA	66.50
127	192 Ibrahim, Mohamed	U.A.R.	59.15
128	161 Mondal, D.	INDIA	54.70
129	95 Payao, Fortunato O.	PHILPINS	19.00
130	94 Pastrana, Demetrio T.	PHILPINS	11.50

Competition by Apparatus—Concours par engin

Floor Exercise—Sol

Previous Olympic Winners

1932	St. Pelle	HUNGARY
1936	G. Meiz	SWITZ
1948	F. Pataki	HUNGARY
1952	W. Thoresson	SWEDEN
1956	V. Mouratov	U.S.S.R.
1960	Aihara, Nobuyuki	JAPAN

No.	Name	Country	Cop.	Opt.	Tot.
212	Endo, Yukio	JAPAN	9.65	9.75	19.40
45	Menichelli, Franco	ITALY	9.60	9.70	19.30
203	Lisitsky, Victor	U.S.S.R.	9.60	9.70	19.30
204	Tsapenko, Yury	U.S.S.R.	9.55	9.65	19.20
206	Leontyev, Victor	U.S.S.R.	9.55	9.65	19.20
214	Mitsukuri, Takashi	JAPAN	9.60	9.60	19.20
(Above 6 qualify for Final.)					
215	Yamashita, Haruhiro	JAPAN	9.55	9.60	19.15
216	Hayata, Takuji	JAPAN	9.60	9.55	19.15
205	Diomidov, Sergey	U.S.S.R.	9.65	9.45	19.10
213	Tsurumi, Shuji	JAPAN	9.50	9.60	19.10
105	Kestola, Otto, Jalmar	FINLAND	9.40	9.65	19.05
113	Mitchell, Sussell Duncan	U.S.A.	9.30	9.70	19.00
171	Fulle, Siegfried	GERMANY	9.50	9.50	19.00
175	Koste, Klaus	GERMANY	9.40	9.55	18.95
201	Shakhlin, Boris	U.S.S.R.	9.45	9.50	18.95
65	Thoresson, William	SWEDEN	9.40	9.50	18.90
211	Ono, Takashi	JAPAN	9.60	9.30	18.90
83	Kucharczyk, Alfred	POLAND	9.35	9.50	18.85
84	Rokosa, Aleksander	POLAND	9.40	9.45	18.85

No.	Name	Country	Comp.	Opt.	Tot.	No.	Name	Country	Comp.	Opt.	Tot.
176	Weber, Peter	GERMANY	9.40	9.45	18.85	174	Koppe, Erwin	GERMANY	9.15	9.30	18.45
32	Kubicka, Vaclav	CZECHSLV	9.35	9.45	18.80	226	Tohaneanu, Gheorghe	RUMANIA	9.30	9.15	18.45
85	Kubica, Mikolaj	POLAND	9.35	9.45	18.80	234	Mirtchev, Georg Adamov	BULGARIA	9.15	9.30	18.45
101	Laiho, Olli, Eino	FINLAND	9.25	9.50	18.75	64	Lindevall, Stig	SWEDEN	9.10	9.30	18.40
173	Lyhs, Gunter	GERMANY	9.40	9.35	18.75	114	Sakamoto, Makoto Douglas	U.S.A.	9.05	9.35	18.40
223	Szilagyi, Alexandru	RUMANIA	9.35	9.40	18.75	11	Suh, Jae Kyu	KOREA	9.00	9.35	18.35
102	Rantakari, Hannu, Juhani	FINLAND	9.25	9.45	18.70	12	Lee, Kwang Jae	KOREA	8.90	9.45	18.35
103	Ekman, Eugen, Georg, O.	FINLAND	9.40	9.30	18.70	17	Kang, Soo Il	KOREA	9.10	9.25	18.35
202	Titov, Yury	U.S.S.R.	9.50	9.20	18.70	82	Konopka, Kndrzej	POLAND	9.00	9.35	18.35
235	Kondev, Todor Nicolov	BULGARIA	9.30	9.40	18.70	112	Barak, Ronald S.	U.S.A.	9.05	9.30	18.35
22	Cerar, Miroslav	YUGOSLAV	9.40	9.25	18.65	222	Kadar, Anton	RUMANIA	9.10	9.25	18.35
106	Heikkinen, Kauko P.J.	FINLAND	9.30	9.35	18.65	221	Orendi, Frederic	RUMANIA	9.15	9.15	18.30
41	Carminucci, Giovanni	ITALY	9.25	9.40	18.65	15	Kim, Kwang Duk	KOREA	9.05	9.20	18.20
172	Furst, Philipp	GERMANY	9.35	9.30	18.65	23	Brodnik, Janez	YUGOSLAV	9.05	9.20	18.25
181	Feuz, Fritz	SWITZ	9.35	9.30	18.65	42	Carminucci, Pasquale	ITALY	9.15	9.10	18.25
31	Klecka, Karel	CZECHSLV	9.30	9.30	18.60	182	Egger, Fredy	SWITZ	9.15	9.10	18.25
81	Jankowicz, Jan	POLAND	9.25	9.35	18.60	14	Chung, Yi Kwang	KOREA	9.00	9.20	18.20
232	Prodanov, Nicola Dimitrov	BULGARIA	9.30	9.30	18.60	63	Koorn, Lei	SWEDEN	9.05	9.15	18.20
61	Storhaug, Age	NORWAY	9.25	9.30	18.55	121	Kihn, Richard	CANADA	8.95	9.25	18.20
86	Kubica, Wilhelm	POLAND	9.20	9.35	18.55	21	Caklec, Ivan	YUGOSLAV	9.00	9.15	18.15
153	Varga, Lajos	HUNGARY	9.35	9.20	18.55	16	Kim, Choong Tai	KOREA	9.05	9.05	18.10
33	Krbec, Premysl	CZECHSLV	9.10	9.40	18.50	35	Pazdera, Ladislav	CZECHSLV	9.00	9.10	18.10
104	Heinonen, Raimo, Yrjo	FINLAND	9.20	9.30	18.50	44	Franceschetti, Bruno	ITALY	8.85	9.25	18.10
151	Csanyi, Rajmund	HUNGARY	9.20	9.30	18.50	111	Banner, Larry Shyres	U.S.A.	8.90	9.20	18.10
152	Aranyos, Istvan	HUNGARY	9.30	9.20	18.50	185	Berchtold, Meinrad	SWITZ	9.10	9.00	18.10
242	Ramirez, Hector	CUBA	9.30	9.20	18.50	143	Guiffroy, Christian	FRANCE	9.20	8.85	18.05
36	Mudrik, Bohumil	CZECHSLV	9.20	9.25	18.45	155	Sos, Peter	HUNGARY	9.30	8.75	18.05
43	Cimnaghi, Luigi	ITALY	9.10	9.35	18.45	122	Larose, Gilbert	CANADA	8.85	9.15	18.00
116	Weiss, Gregor Richard	U.S.A.	9.20	9.25	18.45	236	Batchvarov, Todor G.	BULGARIA	8.80	9.20	18.00

No.	Name	Country	Comp.	Opt.	Tot.	No.	Name	Country	Comp.	Opt.	Tot.	
154	Lelkes, Andras	HUNGARY	9.10	8.85	17.95	245	Garcia, Carlos	CUBA	8.70	8.50	17.20	
224	Miclaus, Petre	RUMANIA	8.95	9.00	17.95	131	Bond, Graham Francis	AUSTRALA	8.80	8.35	17.15	
24	Vidovic, Nenad	YUGOSLAV	8.95	9.00	17.90	163	Bhosle, Y.	INDIA	8.60	8.55	17.15	
123	Weiler, Wilhelm Friedrich	CANADA	8.90	9.00	17.90	73	Wang, Shian Ming	TAIWAN	8.75	8.35	17.10	
156	Cser, Gyozo	HUNGARY	9.20	8.70	17.90	136	Cheales, Barry John	AUSTRALA	8.55	8.50	17.05	
244	Padron, Felix	CUBA	9.05	8.85	17.90	195	Pizzini, Carlos Alberto	ARGENTIN	8.15	8.70	16.85	
46	Vicardi, Angelo	ITALY	8.65	9.20	17.85	74	Uih, Yah Torh	TAIWAN	8.40	8.40	16.80	
141	Bouchonnet, Michel	FRANCE	8.80	9.05	17.85	135	De Roo, Benjamin Mielke	AUSTRALA	8.35	8.45	16.80	
142	Fauqueux, Bernard	FRANCE	9.00	8.85	17.85	187	Fah, Franz	SWITZ	8.30	8.45	16.75	
231	Kapsazov, Veilk Nikolov	BULGARIA	8.65	9.20	17.85	166	Karande, Vithal	INDIA	8.30	8.15	16.45	
243	Gonzalez, Andres	CUBA	8.95	8.90	17.85	162	Singh, Trilok	INDIA	8.15	8.15	16.30	
25	Petrovic, Alojz	YUGOSLAV	9.00	8.75	17.75	72	Lee, Bu Ti	TAIWAN	7.80	8.20	16.00	
66	Zagdbazar, Niamdawaa	MONGOLIA	8.90	8.85	17.75	75	Lai, Dhu Long	TAIWAN	7.50	8.30	15.80	
144	Stefanetti, Ady	LUXEMBRG	8.85	8.85	17.70	165	Ram, Anant	INDIA	7.60	8.15	15.75	
241	Suarez, Octavio	CUBA	8.75	8.85	17.60	246	Hernandez, Pablo, Luis	CUBA	7.20	8.45	15.65	
225	Condovici Gheorghe	RUMANIA	9.05	8.85	17.60	93	Mulhall, John William	BRITAIN	7.70	7.75	15.45	
71	Jan, Thai San	TAIWAN	8.70	8.80	17.50	91	Bazargan-Vali, Djalal	IRAN	7.45	7.50	14.95	
76	Liuh, Reng Suhn	TAIWAN	8.70	8.80	17.50	164	More, Y.	INDIA	7.75	7.10	14.85	
184	Fassler, Gottlieb	SWITZ	8.85	8.65	17.50	95	Payao, Fortunato O.	PHILPINS	6.50	5.00	11.50	
192	Ibrahim, Mohamed	U.A.R.	8.80	8.70	17.50	145	Stoffel, Josy	LUXEMBRG	9.10	1.00	10.10	
233	Christov, Liuben M.	BULGARIA	8.45	9.00	17.40	34	Gajdos, Pavel	CZECHSLV	9.00	1.00	10.00	
191	Lazhari, Mohamed	ALGERIA	8.80	8.60	17.40	65	Thoesson, William	SWEDEN	—	9.10	9.10	
26	Srot, Martin	YUGOSLAV	8.60	8.75	17.35	161	Mondal, D.	INDIA	7.90	—	7.90	
115	Shurlock, Arthur David	U.S.A.	8.70	8.65	17.35	94	Pastrana, Cemetrio O.	PHILPINS	—	6.50	6.50	
183	Muller, Welter	SWITZ	8.85	8.50	17.35	Individual Finals						
133	Trainer, Frederick Edward	AUSTRALA	8.60	8.70	17.30	Place	No.	Name	Country	Final	Reserved	Total
132	Faulks, Marcus A. C.	AUSTRALA	8.70	8.55	17.25	1	45	Menichelli, Franco	ITALY	9.800	9.650	19.450
92	Pancott, John Edward	BRITAIN	8.80	8.40	17.20	2	203	Lisitsky, Victor	U.S.S.R.	9.700	9.650	19.350
134	McLennan, Douglas	AUSTRALA	8.20	9.00	17.20	2	212	Endo, Yukio	JAPAN	9.650	9.700	19.350

No.	Name	Country	Comp.	Opt.	Tot.	No.	Name	Country	Comp.	Opt.	Tot.
232	Prodanov, Nicola	Dimitrov				105	Kestola, Otto	Jalmar			
		BULGARIA	9.20	9.20	18.40			FINLAND	8.90	9.10	18.00
11	Suh, Jae	Kyu				173	Lyhs, Gunter				
		KOREA	9.15	9.20	18.35			GERMANY	8.80	9.20	18.00
24	Vidovic, Nenad					191	Lazhari, Mohamed				
		YUGOSLAV	9.20	9.10	18.30			ALGERIA	9.05	8.95	18.00
44	Franceschetti, Bruno					226	Tohaneanu, Gheorghe				
		ITALY	9.05	9.25	18.30			RUMANIA	9.00	9.00	18.00
101	Laiho, Olli	Eino				31	Klecka, Karel				
		FINLAND	9.50	8.80	18.30			CZECHSLV	8.75	9.20	17.95
111	Banner, Larry	Shyres				225	Condovici, Gheorghe				
		U.S.A.	9.35	8.95	18.30			RUMANIA	8.80	9.15	17.95
145	Stoffel, Josy					15	Kim, Kwang	Duk			
		LUXEMBRG	9.20	9.10	18.30			KOREA	9.00	8.85	17.85
42	Carminucci, Pasquale					154	Lelkes, Andras				
		ITALY	9.05	9.20	18.25			HUNGARY	9.05	8.80	17.85
102	Rantakari, Hannu	Juhani				187	Fah, Franz				
		FINLAND	9.10	9.15	18.25			SWITZ	8.90	8.90	17.80
121	Kihn Richard					241	Suarez, Octavio				
		CANADA	9.10	9.15	18.25			CUBA	9.00	8.80	17.80
182	Egger, Fredy					12	Lee, Kwang	Jae			
		SWITZ	9.10	9.15	18.25			KOREA	9.35	8.40	17.75
25	Petrovic, Alojz					222	Kadar, Anton				
		YUGOSLAV	9.35	8.85	18.20			RUMANIA	9.20	8.50	17.70
41	Carminucci, Giovanni					223	Szilagy, Alexandru				
		ITALY	8.90	9.30	18.20			RUMANIA	8.95	8.75	17.70
63	Koorn, Leil					26	Srot, Martin				
		SWEDEN	9.25	8.95	18.20			YUGOSLAV	8.40	9.15	17.55
83	Kucharczyk, Alfred					81	Jankowicz, Jan				
		POLAND	9.05	9.15	18.20			POLAND	9.05	8.50	17.55
141	Bouchonneu, Michel					65	Thoresson William				
		FRANCE	9.00	9.20	18.20			SWEDEN	8.95	8.55	17.50
142	Fauqueux Bernard					156	Cser Gyozo				
		FRANCE	9.15	9.05	18.20			HUNGARY	8.80	8.70	17.50
21	Caklec, Ivan					133	Trainer, Frederick	Edward			
		YUGOSLAV	9.00	9.15	18.15			AUSTRALA	8.60	8.85	17.45
153	Varga, Lajo					32	Kubicka, Vaclav				
		HUNGARY	9.10	9.05	18.15			CZECHSLV	8.95	8.45	17.40
184	Fassler, Gottlieb					64	Lindevall, Stig				
		SWITZ	9.10	9.05	18.15			SWEDEN	8.80	8.50	17.30
231	Kapsazov, Velik	Nikolov				14	Chung, Yi	Kwang			
		BULGARIA	9.00	9.15	18.15			KOREA	8.15	9.10	17.25
234	Mirtchev, Georgi	Adamov				66	Zagdbazar, Niamdawaa				
		BULGARIA	9.20	8.95	18.15			MONGOLIA	8.70	8.55	17.25
235	Kondev, Todor	Nicolov				82	Konopka, Andrej				
		BULGARIA	9.10	9.05	18.15			POLAND	9.20	8.00	17.20
236	Batcharov, Todor	G.				123	Weiler Wilhelm	Friedrich			
		BULGARIA	9.00	9.15	18.15			CANADA	8.45	8.65	17.10
84	Rokosa, Aleksander					131	Bond, Graham	Francis			
		POLAND	9.35	8.75	18.10			AUSTRALA	8.50	8.55	17.05
112	Barak, Ronald	S.				155	Sos, Peter				
		U.S.A.	9.10	9.00	18.10			HUNGARY	8.90	8.15	17.05
23	Brodnik, Janez					33	Krbec, Premysl				
		YUGOSLAV	9.00	9.05	18.05			CZECHSLV	7.80	9.15	16.95
116	Weiss, Gregor	Richard				185	Berchtold, Meinrad				
		U.S.A.	9.25	8.80	18.05			SWITZ	7.70	9.20	16.90
224	Miclaus, Petre					243	Gonzalez, Anders				
		RUMANIA	9.15	8.90	18.05			CUBA	8.80	8.10	16.90

No.	Name	Country	Comp.	Opt.	Tot.	No.	Name	Country	Comp.	Opt.	Tot.
195	Pizzini, Carlos Alberto	ARGENTIN	8.70	8.15	16.85	95	Payao, Fortunato O.	PHILPINS	—	—	—
244	Padron, Felix	CUBA	8.75	8.10	16.85						
92	Pancott, John Edward	BRITAIN	8.10	8.60	16.70						
122	Larose, Gilbert	CANADA	8.80	7.85	16.65						
134	McLennan, Douglas	AUSTRALA	7.85	8.70	16.55						
132	Faulks, Marcus A. C.	AUSTRALA	8.15	7.75	15.90						
135	De Roo, Benjamin Mielke	AUSTRALA	8.15	7.70	15.85						
71	Jan, Thai San	TAIWAN	8.10	7.70	15.80						
242	Ramirez, Hector	CUBA	8.10	7.50	15.60						
17	Kang, Soo Il	KOREA	7.75	7.65	15.40						
246	Hernandez, Pablo, Luis	CUBA	7.95	7.40	15.35						
93	Mulhall, John William	BRITAIN	8.00	7.35	15.35						
91	Bazargan-Vali, Djalal	IRAN	7.55	7.60	15.15						
144	Stefanetti, Ady	LUXEMBRG	6.35	8.45	14.80						
165	Ram, Anant	INDIA	7.20	7.45	14.65						
75	Lai, Chu Long	TAIWAN	7.00	7.60	14.60						
136	Cheales, Barry John	AUSTRALA	6.95	7.35	14.30						
163	Bhosle, B	INDIA	7.45	6.45	13.90						
72	Lee, Bu Ti	TAIWAN	6.50	6.90	13.40						
245	Garcia, Carlos	CUBA	7.75	5.40	13.15						
164	More, Y.	INDIA	6.90	5.90	12.80						
166	Karande, Vithal	INDIA	6.60	5.70	12.30						
162	Singh, Trilok	INDIA	6.85	5.00	11.85						
73	Wang, Shian Ming	TAIWAN	5.50	4.50	10.00						
74	Uih, Yah Torh	TAIWAN	5.05	3.75	8.80						
192	Ibrahim, Mohamed	U.A.R.	8.25	—	8.25						
161	Mondal, D.	INDIA	7.30	—	7.30						
76	Liuh, Reng Suhn	TAIWAN	3.50	3.00	6.50						
94	Pastrana, Demetrio T.	PHILPINS	—	—	—						
Individual Finals											
	Place	No.	Name	Country	Final	Reserved	Total				
	1	22	Cerar, Miroslav	YUGOSLAV	9.800	9.725	19.525				
	2	213	Tsurumi, Shuji	JAPAN	9.700	9.625	19.325				
	3	204	Tsapenko, Yury	U.S.S.R.	9.650	9.550	19.200				
	4	215	Yamashita, Haruhiro	JAPAN	9.500	9.575	19.075				
	5	62	Wigaad, Harald	NORWAY	9.400	9.525	18.925				
	6	214	Mitsukuri, Takashi	JAPAN	9.000	9.650	18.650				
Rings Anneaux											
Previous Olympic Winners											
	1896	M. Mitropoulos	GREECE								
	1904	H. T. Glass	U.S.A.								
	1924	F. Martino	U.S.A.								
	1928	L. Stukelj	YUGOSLAV								
	1932	M. Gulack	U.S.A.								
	1936	A. Hudec	CZECHSLV								
	1948	K. Frey	SWITZ								
	1952	G. Shaguinian	U.S.S.R.								
	1856	A. Asaryan	U.S.S.R.								
	1960	A. Asaryan	U.S.S.R.								
	No.	Name	Country	Comp.	Opt.	Tot.					
	212	Endo, Yukio	JAPAN	9.80	9.70	19.50					
	45	Menichelli, Franco	ITALY	9.65	9.80	19.45					
	216	Hayata, Takuji	JAPAN	9.70	9.75	19.45					
	201	Shakhlin, Boris	U.S.S.R.	9.70	9.70	19.40					
	213	Tsurumi, Shuji	JAPAN	9.70	9.65	19.35					
	206	Leontyev, Victor	U.S.S.R.	9.70	9.60	19.30					
	(Above 6 qualify for Final)										
	202	Titov, Yury	U.S.S.R.	9.60	9.65	19.25					
	231	Kapsazov, Velik Nikolov	BULGARIA	9.55	9.60	19.15					
	63	Koorn, Leif	SWEDEN	9.50	9.60	19.10					

No.	Name	Country	Comp.	Opt.	Tot.	No.	Name	Country	Comp.	Opt.	Tot.
203	Lisitsky, Victor	U.S.S.R.	9.50	9.60	19.10	144	Stefanett, Ady	LUXEMBRG	9.05	9.40	18.45
211	Ono, Takashi	JAPAN	9.55	9.55	19.10	232	Prodanov, Nicola Dimitrov	BULGARIA	9.15	9.30	18.45
22	Cerar, Miroslov	YUGOSLAV	9.45	9.60	19.05	35	Pazdera, Ladislav	CZECHSLV	9.10	9.30	18.40
171	Fulle, Siegfried	GERMANY	9.50	9.55	19.05	25	Petrovic, Alojz	YUGOSLAV	9.10	9.25	18.35
204	Tsapenko, Yury	U.S.S.R.	9.40	9.60	19.00	34	Gajdos, Pavel	CZECHSLV	9.00	9.35	18.35
214	Mitsukuri, Takashi	JAPAN	9.50	9.50	19.00	86	Kubica, Wilhelm	POLAND	9.10	9.25	18.35
176	Weber, Peter	GERMANY	9.35	9.50	18.85	101	Laiho, Olli, Eino	FINLAND	9.05	9.30	18.35
205	Doimidov, Sergey	U.S.S.R.	9.40	9.45	18.85	81	Jankowicz, Jan	POLAND	9.20	9.10	18.30
85	Kubica, Mikolaj	POLAND	9.35	9.45	18.80	115	Shurlock, Arthur David	U.S.A.	9.20	9.10	18.30
114	Sakamoto, Makoto Douglas	U.S.A.	9.40	9.40	18.80	153	Varga, Lajos	HUNGARY	9.05	9.25	18.30
174	Koppe, Erwin	GERMANY	9.25	9.55	18.80	17	Kang, Soo Il	KOREA	9.20	9.05	18.25
33	Krbec, Premysl	CZECHSLV	9.35	9.40	18.75	36	Mudrik, Bohumil	CZECHSLV	9.10	9.15	18.25
215	Yamashita, Haruhiro	JAPAN	9.35	9.40	18.75	152	Aranyos, Istvan	HUNGARY	9.10	9.15	18.25
32	Kubicka, Vaclav	CZECHSLV	9.30	9.40	18.70	155	Sos, Peter	HUNGARY	9.10	9.15	18.25
112	Barak, Ronald S.	U.S.A.	9.25	9.45	18.70	175	Koste, Klaus	GERMANY	8.85	9.40	18.25
113	Mitchell, Russell Duncan	U.S.A.	9.20	9.50	18.70	82	Konopka, Andrzej	POLAND	9.10	9.10	18.20
26	Srot, Martin	YUGOSLAV	9.30	9.35	18.65	156	Cser, Gyozo	HUNGARY	9.10	9.10	18.20
41	Carminucci, Giovanni	ITALY	9.25	9.40	18.65	226	Tohaneanu, Gheorghe	RUMANIA	8.95	9.15	18.10
42	Carminucci, Pasquale	ITALY	9.30	9.30	18.60	15	Kim, Kwang Duk	KOREA	9.00	9.05	18.05
84	Rokosa, Aleksander	POLAND	9.30	9.30	18.60	23	Brodnik, Janez	YUGOSLAV	8.90	9.15	18.05
151	Csanyi, Rajmund	HUNGARY	9.35	9.25	18.60	111	Banner, Larry Shyres	U.S.A.	8.95	9.10	18.05
64	Lindevall, Stig	SWEDEN	9.30	9.25	18.55	191	Lazhari, Mohamed	ALGERIA	8.95	9.05	18.00
116	Weiss, Gregor Richard	U.S.A.	9.25	9.30	18.55	234	Mirtchev, Georgi Adamov	BULGARIA	8.90	9.10	18.00
173	Lyhs, Gunter	GERMANY	9.20	9.35	18.55	31	Klecka, Karel	CZECHSLV	8.95	9.00	17.95
222	Kadar, Anton	RUMANIA	9.25	9.30	18.55	65	Thoresson, William	SWEDEN	9.00	8.95	17.95
43	Cimnaghi, Luigi	ITALY	9.20	9.30	18.50	223	Szilagy, Alexandru	RUMANIA	8.85	9.10	17.95
83	Kucharczyk, Alfred	POLAND	9.25	9.25	18.50	61	Storhaug, Age	NORWAY	8.80	9.10	17.90
172	Furst, Philipp	GERMANY	9.15	9.35	18.50	145	Stoffel, Josy	LUXEMBRG	8.85	9.05	17.90
44	Franceschetti, Bruno	ITALY	9.20	9.25	18.45	221	Orendi, Frederic	RUMANIA	8.85	9.05	17.90

No.	Name	Country	Comp.	Opt.	Tot.	No.	Name	Country	Comp.	Opt.	Tot.
235	Kondev, Todor	NICOLOV BULGARIA	8.95	8.95	17.90	142	Fauqueux, Bernard	FRANCE	8.90	8.15	17.05
103	Ekman, Eugen, Georg, O.	FINLAND	8.65	9.20	17.85	66	Zagdbazar, Niamdawaa	MONGOLIA	8.25	8.75	17.00
104	Heinonen, Raimo, Yrjo	FINLAND	9.00	8.85	17.85	182	Egger, Fredy	SWITZ	8.40	8.60	17.00
106	Heikkinen, Kauko, P.J.	FINLAND	8.85	8.95	17.80	24	Vidovic, Nenad	YUGOSLAV	8.00	8.90	16.90
122	Larose, Gilbert	CANADA	8.75	9.05	17.80	72	Lee, Bu Ti	TAIWAN	8.35	8.45	16.80
236	Batchvarov, Todor G.	BULGARIA	8.70	9.10	17.80	243	Gonzalez, Andres	CUBA	8.40	8.40	16.80
14	Chung, Yi Kwang	KOREA	8.60	9.15	17.75	71	Jan, Thai San	TAIWAN	8.70	8.05	16.75
224	Miclaus, Petre	RUMANIA	8.55	9.20	17.75	141	Bouchonnet, Miche	FRANCE	8.30	8.45	16.75
233	Christov, Liuben M.	BULGARIA	8.85	8.90	17.75	185	Berchtold, Meinrad	SWITZ	8.10	8.60	16.70
11	Suh, Jae Kyu	KOREA	9.00	8.70	17.70	246	Hernandez, Pablo, Luis	CUBA	8.00	8.55	16.55
154	Lelkes, Andras	HUNGARY	8.80	8.85	17.65	93	Mulhall, John William	BRITAIN	8.10	8.30	16.40
102	Rantakari, Hannu, Juhani	FINLAND	8.80	8.80	17.60	134	McLennan, Douglas	AUSTRALA	8.00	8.35	16.35
16	Kim, Choong Tai	KOREA	8.95	8.60	17.55	244	Padron, Felix	CUBA	7.85	8.50	16.35
21	Caklec, Ivan	YUGOSLAV	8.70	8.80	17.50	187	Fah, Franz	SWITZ	7.50	8.75	16.25
46	Vicardi, Angelo	ITALY	8.55	8.95	17.50	73	Wang, Shian Ming	TAIWAN	7.80	8.40	16.20
105	Kestola, Otto, Jalmar	FINLAND	8.55	8.95	17.50	135	De Roo, Benjamin Mielke	AUSTRALA	8.25	7.95	16.20
143	Guiffroy, Christian	FRANCE	8.55	8.95	17.50	195	Pizzini, Carlos Alberto	ARGENTIN	7.85	8.35	16.20
183	Muller, Walter	SWITZ	8.60	8.90	17.50	131	Bond, Graham Francis	AUSTRALA	7.60	8.45	16.05
241	Suarez, Octavio	CUBA	8.75	8.75	17.50	241	Ramirez, Hector	CUBA	7.40	8.50	15.90
62	Wigaard, Harald	NORWAY	8.35	9.10	17.45	91	Bazargan-Vali, Djalal	IRAN	7.30	8.50	15.80
123	Weiler, Wilhelm Friedrich	CANADA	8.40	9.00	17.40	132	Faulks, Marcus A. C.	AUSTRALA	7.35	7.90	15.25
225	Condovici, Gheorghe	RUMANIA	8.60	8.75	17.35	76	Liuh, Reng Suhn	TAIWAN	7.00	7.90	14.90
245	Garcia, Carlos	CUBA	8.45	8.90	17.35	133	Tramer, Frederick Edward	AUSTRALA	6.50	8.10	14.60
92	Pancott, John Edward	BRITAIN	9.00	8.20	17.20	75	Lai, Chu Long	TAIWAN	7.00	7.55	14.55
181	Euuz, Fritz	SWITZ	8.55	8.65	17.20	136	Cheales, Barry John	AUSTRALA	7.50	7.00	14.50
184	Fassler, Gottlieb	SWITZ	8.50	8.70	17.20	166	Karande, Vithal	INDIA	6.65	7.30	13.95
12	Lee, Kwang Jae	KOREA	8.90	8.20	17.10	164	More, Y.	INDIA	6.00	7.70	13.70
74	Uih, Yah Torh	TAIWAN	8.75	8.35	17.10	162	Singh, Trilok	INDIA	6.00	7.50	13.50
121	Kihn, Richard	CANADA	8.45	8.65	17.10	163	Bhosle, B.	INDIA	6.50	6.50	13.00

No.	Name	Country	Comp.	Opt.	Tot.	No.	Name	Country	Comp.	Opt.	Tot.	
165	Ram, Anant	INDIA	4.70	7.45	12.15	83	Kucharczyk, Alfred	POLAND	9.60	9.70	19.30	
192	Ibrahim, Mohamed	U.A.R.	8.70	—	8.70	171	Fulle, Siegfried	GERMANY	9.65	9.65	19.30	
161	Mondal, D.	INDIA	6.65	—	6.65	33	Krbec, Premys	CZECHSLV	9.55	9.70	19.25	
94	Pastrana, Demetrio T.	PHILPINS	—	—	—	183	Muller, Walter	SWITZ	9.55	9.70	19.25	
95	Payao, Fortunato O.	PHILPINS	—	—	—	202	Fitov, Yury	U.S.S.R.	9.65	9.60	19.25	
Individual Finals						205	Diomidov, Sergey	U.S.S.R.	9.60	9.65	19.25	
Place	No.	Name	Country	Final	Reserved	Total	232	Prodanov, Nicola Dimitrov	BULGARIA	9.55	9.70	19.25
1	216	Hayata, Takuji	JAPAN	9.750	9.725	19.475	123	Weiler, Wilhelm Friedrich	CANADA	9.50	9.70	19.20
2	45	Menichelli, Franco	ITALY	9.700	9.725	19.425	211	Ono, Takashi	JAPAN	9.65	9.55	19.20
3	201	Shakhlin, Boris	U.S.S.R.	9.700	9.700	19.400	173	Lyhs, Gunter	GERMANY	9.55	9.60	19.15
4	206	Leontyev, Victor	U.S.S.R.	9.700	9.650	19.350	181	Feuz, Fritz	SWITZ	9.50	9.65	19.15
5	213	Tsurumi, Shuji	JAPAN	9.600	9.675	19.275	216	Hayata, Takuji	JAPAN	9.45	9.70	19.15
6	212	Endo, Yukio	JAPAN	9.500	9.750	19.250	22	Cerar, Miroslav	YUGOSLAV	9.50	9.60	19.10
Long Horse Vault=Cheval Sautoir						85	Kubica, Wilhelm	POLAND	9.55	9.55	19.10	
Previous Olympic Winners						104	Heinonen, Raimo, Yrjo	FINLAND	9.40	9.70	19.10	
1896	K. Schumann	GERMANY					151	Csanyi, Rajmund	HUNGARY	9.55	9.55	19.10
1904	A. Heida	U.S.A.					175	Koste, Klaus	GERMANY	9.40	9.75	19.10
1924	A. Kriz	U.S.A.					45	Menichelli, Franco	ITALY	9.35	9.70	19.05
1928	E. Mack	SWITZ					182	Egger, Fredy	SWITZ	9.45	9.60	19.05
1932	S. Guglielmetti	ITALY					204	Tsепенko, Yury	U.S.S.R.	9.50	9.55	19.05
1936	A. Schwarzmann	GERMANY					214	Mitsukuri, Takashi	JAPAN	9.50	9.55	19.05
1948	P. Aaltonen	FINLAND					61	Storhaug, Age	NORWAY	9.45	9.55	19.00
1952	V. Tchoukarine	U.S.S.R.					176	Weber, Peter	GERMANY	9.45	9.55	19.00
1956	H. Bantz	GERMANY					36	Mudrik, Bohumil	CZECHSLV	9.35	9.60	18.95
1960	V. Mouratov	U.S.S.R.					114	Sakamoto, Makoto Douglas	U.S.A.	9.45	9.50	18.95
	B. Shakhlin	U.S.S.R.					152	Aranyos, Istvan	HUNGARY	9.50	9.45	18.95
	T. Ono	JAPAN					155	Sos, Peter	HUNGARY	9.45	9.50	18.95
No.	Name	Country	Comp.	Opt.	Tot.	172	Furse, Philipp	GERMANY	9.40	9.55	18.95	
203	Lisitsky, Victor	U.S.S.R.	9.75	9.75	19.50	206	Leontyev, Victor	U.S.S.R.	9.40	9.55	18.95	
215	Yamashita, Haruhiro	JAPAN	9.70	9.80	19.50	(Above 6 qualify for Final)						
212	Endo, Yukio	JAPAN	9.75	9.65	19.40							
102	Rantakari, Hannu, Tuhani	FINLAND	9.65	9.70	19.35							
201	Shakhlin, Boris	U.S.S.R.	9.65	9.70	19.35							
213	Tsurumi, Shuji	JAPAN	9.65	9.65	19.30							

No.	Name	Country	Comp.	Opt.	Tot.	No.	Name	Country	Comp.	Opt.	Tot.
32	Kubicka, Vaclav	CZECHSLV	9.40	9.50	18.95	145	Stoffel, Josy	LUXEMBRG	9.30	9.45	18.75
113	Mitchell, Russell Duncan	U.S.A.	9.25	9.65	18.90	174	Koppe, Erwin	GERMANY	9.40	9.35	18.75
145	Lelkes, Andras	HUNGARY	9.40	9.50	18.90	222	Kadar, Anton	RUMANIA	9.30	9.45	18.75
185	Berchtold, Meinrad	SWITZ	9.40	9.50	18.90	233	Christov, Liuben M.	BULGARIA	9.40	9.35	18.75
221	Orendi, Frederic	RUMANIA	9.40	9.50	18.90	12	Lee, Kwang Tae	KOREA	9.30	9.40	18.70
234	Mirtchev, Georgi Adamov	BULGARIA	9.40	9.50	18.90	42	Carminucci, Pasquale	ITALY	9.30	9.40	18.70
84	Rokosa, Aleksander	POLAND	9.45	9.40	18.85	64	Lindevall, Stig	SWEDEN	9.25	9.45	18.70
93	Mulhall, John William	BRITAIN	9.45	9.40	18.85	66	Zagdbazar, Niamdawaa	MONGOLIA	9.25	9.45	18.70
101	Laiho, Olli, Eino	FINLAND	9.45	9.40	18.85	105	Kestola, Otto, Jalmar	FINLAND	9.30	9.40	18.70
103	Ekman, Eugen, Georg, O.	FINLAND	9.35	9.50	18.85	142	Faugueux, Bernard	FRANCE	9.30	9.40	18.70
226	Tohaneanu, Gheorghe	RUMANIA	9.35	9.50	18.85	224	Miclaus, Petre	RUMANIA	9.30	9.40	18.70
184	Fassler, Gottlieb	SWITZ	9.40	9.45	18.85	236	Batchvarov, Todor G.	BULGARIA	9.30	9.40	18.70
25	Petrovic, Alojz	YUGOSLAV	9.35	9.45	18.80	17	Kang, Soo Il	KOREA	9.10	9.55	18.65
34	Gajdos, Pavel	CZECHSLV	9.35	9.45	18.80	46	Vicardi, Angelo	ITALY	9.25	9.40	18.65
115	Shurlock, Arthur David	U.S.A.	9.35	9.45	18.80	63	Koorn, Leli	SWEDEN	9.30	9.35	18.65
116	Weiss, Gregor Richard	U.S.A.	9.30	9.50	18.80	121	Kihn, Richard	CANADA	9.20	9.45	18.65
223	Szilagyi, Alexandru	RUMANIA	9.20	9.60	18.80	187	Fah, Franz	SWITZ	9.20	9.45	18.65
231	Kapsazov, Velik Nikolov	BULGARIA	9.30	9.50	18.80	191	Lazhori, Mohamed	ALGERIA	9.35	9.30	18.65
21	Caklec, Ivan	YUGOSLAV	9.35	9.40	18.75	243	Gonzalez, Andres	CUBA	9.30	9.35	18.65
26	Srot, Martin	YUGOSLAV	9.35	9.40	18.75	81	Jankowicz, Jan	POLAND	9.30	9.30	18.60
31	Klecka, Karel	CZECHSLV	9.20	9.55	18.75	241	Suarez, Octavio	CUBA	9.25	9.35	18.60
41	Caminucci, Giovanni	ITALY	9.25	9.50	18.75	44	Franceschetti, Brund	ITALY	9.15	9.40	18.55
43	Cimnaghi, Luigi	ITALY	9.25	9.50	18.75	135	De Roo, Benjamin Mielke	AUSTRALA	9.30	9.20	18.55
62	Wigaard, Age	NORWAY	9.30	9.45	18.75	143	Guiffroy, Christian	FRANCE	9.25	9.30	18.55
65	Thoresson, William	SWEDEN	9.30	9.45	18.75	242	Ramirez, Hector	CUBA	9.25	9.30	18.55
86	Kubica, Wilhelm	POLAND	9.50	9.25	18.75	16	Kim, Choong Tai	KOREA	9.25	9.25	18.50
111	Banner, Larry Shyres	U.S.A.	9.30	9.45	18.75	92	Pancott, John Edward	BRITAIN	9.20	9.30	18.50
122	Larose, Gilbert	CANADA	9.25	9.50	18.75	195	Pizzini, Carlos Alberto	ARGENTIN	9.20	9.30	18.50
141	Bouchonnet, Michel	FRANCE	9.25	9.50	18.75	225	Condovici, Gheorghe	RUMANIA	9.15	9.35	18.50

No.	Name	Country	Comp.	Opt.	Tot.	No.	Name	Country	Comp.	Opt.	Tot.	
235	Kondev, Todor	NICOLOV	9.30	9.20	18.50	72	Lee, Bu Ti	TAIWAN	9.20	8.10	17.30	
11	Suh, Jae Kyu	KOREA	9.00	9.45	18.45	166	Karande, Vithal	INDIA	8.80	8.40	17.20	
23	Brodnik, Janez	YUGOSLAV	9.15	9.30	18.45	164	More, Y.	INDIA	8.65	8.50	17.15	
82	Konopka, Andrzej	POLAND	9.20	9.25	18.45	163	Bhosle, B.	INDIA	7.90	8.75	16.65	
112	Barak, Ronald S.	U.S.A.	9.15	9.30	18.45	192	Ibrahim, Mohamed	U.A.R.	9.20	—	9.20	
106	Heikkinen, Kauko, P.J.	FINLAND	9.10	9.35	18.45	95	Payao, Fortunato O.	PHILIPINS	7.50	—	7.50	
35	Pazdera, Ladislav	CZECHSLV	9.10	9.30	18.40	94	Pastrana, Demetrio T.	PHILIPINS	5.00	—	5.00	
133	Trainer, Frederick Edward	AUSTRALA	9.05	9.35	18.40	165	Karande, Vithal	INDIA	—	—	—	
153	Varga, Lajos	HUNGARY	9.15	9.25	18.40	Individual Final						
91	Bazargan-Vali, Djalal	IRAN	9.05	9.30	18.35	Place	No.	Name	Country	Final	Reserved	Total
131	Bond, Graham Francis	AUSTRALA	9.30	9.05	18.35	1	215	Yamashita, Haruhiro	JAPAN	9.850	9.750	19.600
156	Cser, Gyozo	HUNGARY	9.00	9.30	18.30	2	203	Lisitsky, Victor	U.S.S.R.	9.575	9.750	19.325
14	Chung, Yi Kwang	KOREA	9.30	8.95	18.25	3	102	Rantakari, H. J.	FINLAND	9.625	9.675	19.300
15	Kim, Kwang Duk	KOREA	8.90	9.35	18.25	4	213	Tsurumi, Shuji	JAPAN	9.575	9.650	19.225
136	Cheales, Barry John	AUSTRALA	9.15	9.10	18.25	5	201	Shakhlin, Boris	U.S.S.R.	9.525	9.675	19.200
24	Vidovic, Nenad	YUGOSLAV	8.85	9.30	18.15	6	212	Endo, Yukio	JAPAN	9.375	9.700	19.075
71	Jan, Thai San	TAIWAN	9.25	8.90	18.15	Paralell Bars==Barres paralleles						
244	Padron, Felix	CUBA	9.05	9.10	18.15	Previous Olympic Winners						
75	Lai, Chu Long	TAIWAN	9.00	9.10	18.10	1896	A. Flatow	GERMANY				
144	Stefahetti, Ady	LUXEMBRG	8.85	9.20	18.05	1904	G. Eyser	U.S.A.				
73	Wang, Shian Ming	TAIWAN	9.00	8.90	17.90	1924	G. Guttinger	SWITZ				
161	Mondal, D.	INDIA	8.90	9.00	17.90	1928	L. Vecha	CZECHSLV				
134	McLennan, Douglas	AUSTRALA	8.95	8.90	17.85	1932	R. Neri	ITALY				
245	Garcia, Carlos	CUBA	8.65	9.20	17.85	1936	K. Frey	GERMANY				
246	Hernandez, Pablo, Luis	CUBA	9.10	8.75	17.85	1948	N. Reusch	SWITZ				
162	Singh, Trilok	INDIA	8.70	9.10	17.80	1952	H. Eugster	SWITZ				
132	Faulks, Marcus A. C.	AUSTRALA	9.25	8.45	17.70	1956	V. Tchoukarine	U.S.S.R.				
76	Liuh, Reng Suhn	TAIWAN	8.95	8.70	17.65	1960	B. Shakhlin	U.S.S.R.				
74	Uih, Yan Torh	TAIWAN	8.55	9.00	17.55	No.	Name	Country	Comp.	Opt.	Tot.	
Individual Final												
212	Endo, Yukio	JAPAN	9.80	9.75	19.55	212	Endo, Yukio	JAPAN	9.80	9.75	19.55	
22	Cerar, Miroslav	YUGOSLAV	9.70	9.80	19.50	22	Cerar, Miroslav	YUGOSLAV	9.70	9.80	19.50	
203	Lisitsky, Victor	U.S.S.R.	9.80	9.70	19.50	203	Lisitsky, Victor	U.S.S.R.	9.80	9.70	19.50	
213	Tsurumi, Shuji	JAPAN	9.75	9.75	19.50	213	Tsurumi, Shuji	JAPAN	9.75	9.75	19.50	

No.	Name	Country	Comp.	Opt.	Tot.	No.	Name	Country	Comp.	Opt.	Tot.
205	Diomidov, Sergey	U.S.S.R.	9.65	9.70	19.35	81	Jankowicz, Jan	POLAND	9.45	9.35	18.80
45	Menichelli, Franco	ITALY	9.70	9.60	19.30	84	Rokosa, Aleksander	POLAND	9.35	9.45	18.80
(Above 6 qualify for Final)						103	Ekman, Eugen, Georg, O.	FINLAND	9.30	9.50	18.80
41	Carminucci, Giovanni	ITALY	9.65	9.65	19.30	116	Weiss, Gregor Richard	U.S.A.	9.30	9.50	18.80
215	Yamashita, Haruhiro	JAPAN	9.65	9.65	19.30	173	Lyhs, Gunter	GERMANY	9.40	9.40	18.80
201	Shakhlin, Boris	U.S.S.R.	9.60	9.65	19.25	221	Orendi, Frederic	RUMANIA	9.40	9.40	18.80
143	Guiffroy, Christian	FRANCE	9.60	9.55	19.15	222	Kadar, Anton	RUMANIA	9.30	9.50	18.80
206	Leontyev, Victor	U.S.S.R.	9.60	9.55	19.15	176	Weber, Peter	GERMANY	9.40	9.35	18.75
216	Hayata, Takuji	JAPAN	9.45	9.70	19.15	14	Chung, Yi Kwang	KOREA	9.30	9.40	18.70
214	Mitsukuri, Takashi	JAPAN	9.60	9.50	19.10	33	Krbec, Premys	CZECHSLV	9.30	9.40	18.70
43	Cimnaghi, Luigi	ITALY	9.45	9.60	19.05	62	Wigaard, Harald	NORWAY	9.20	9.50	18.70
174	Koppe, Erwin	GERMANY	9.50	9.55	19.05	85	Kubica, Mikolaj	POLAND	9.60	9.10	18.70
202	Titov, Yury	U.S.S.R.	9.60	9.45	19.05	42	Carminucci, Pasquale	ITALY	9.45	9.20	18.65
204	Tsopenko, Yury	U.S.S.R.	9.60	9.45	19.05	46	Vicardi, Angelo	ITALY	9.25	9.40	18.65
64	Lindevall, Stig	SWEDEN	9.50	9.50	19.00	112	Barak, Ronald S.	U.S.A.	9.25	9.40	18.65
151	Csanyi, Rajmund	HUNGARY	9.50	9.50	19.00	153	Varga, Lajos	HUNGARY	9.40	9.25	18.65
171	Fulle, Siegfried	GERMANY	9.50	9.50	19.00	182	Egger, Fredy	SWITZ	9.25	9.40	18.65
175	Koste, Klaus	GERMANY	9.40	9.60	19.00	226	Tohaneanu, Gheorghe	RUMANIA	9.40	9.25	18.65
16	Kim, Choong Tai	KOREA	9.40	9.55	18.95	236	Batchvarov, Todor G.	BULGARIA	9.25	9.40	18.65
34	Gajdos, Pavel	CZECHSLV	9.40	9.55	18.95	25	Petrovic, Alojz	YUGOSLAV	9.25	9.35	18.60
183	Muller, Walter	SWITZ	9.45	9.50	18.95	104	Heinonen, Raimo, Yrjo	FINLAND	9.15	9.45	18.60
114	Sakamoto, Makoto Douglas	U.S.A.	9.40	9.50	18.90	152	Aranyos, Istvan	HUNGARY	9.40	9.20	18.60
174	Furst, Philip	GERMANY	9.40	9.50	18.90	26	Srot, Martin	YUGOSLAV	9.40	9.15	18.55
211	Ono, Takashi	JAPAN	9.60	9.30	18.90	102	Rantakari, Hannu, Juhani	FINLAND	9.20	9.35	18.55
101	Laiho, Olli, Eino	FINLAND	9.35	9.50	18.85	154	Lelkes, Andras	HUNGARY	9.20	9.35	18.55
145	Stoffel, Josy	LUXEMBRG	9.35	9.50	18.85	181	Feuz, Fritz	SWITZ	9.45	9.10	18.55
15	Kim, Kwang Duk	KOREA	9.45	9.35	18.80	232	Prodanov, Nicola Dimitrov	BULGARIA	9.25	9.30	18.55
35	Pazdera, Ladislav	CZECHSLV	9.30	9.50	18.80	23	Brodnik, Janez	YUGOSLAV	9.20	9.30	18.50
36	Mudrik, Bohumil	CZECHSLV	9.40	9.40	18.80	121	Kihn, Richard	CANADA	9.25	9.25	18.50

No.	Name	Country	Comp.	Opt.	Tot.	No.	Name	Country	Comp.	Opt.	Tot.
123	Weiler, Wilhelm Friedrich	CANADA	9.10	9.40	18.50	122	Larose, Gilbert	CANADA	9.05	9.00	18.05
155	Sos, Peter	HUNGARY	9.30	9.20	18.50	86	Kubica, Wilhelm	POLAND	9.45	8.55	18.00
187	Fah, Franz	SWITZ	9.20	9.30	18.50	242	Ramirez, Hector	CUBA	9.10	8.90	18.00
234	Mirtchev, Georgi Adamov	BULGARIA	9.00	9.50	18.50	144	Stefanetti, Ady	LUXEMBRG	9.00	8.95	17.95
141	Bouchonnet, Michel	FRANCE	9.25	9.15	18.40	76	Liuh, Reng Suhn	TAIWAN	8.90	9.00	17.90
235	Kondev, Todor Nicolov	BULGARIA	9.25	9.15	18.40	241	Suarez, Octavio	CUBA	8.85	9.05	17.90
61	Storhaug, Age	NORWAY	9.30	9.05	18.35	74	Uih, Yah Torh	TAIWAN	9.00	8.80	17.80
106	Heikkinen, Kauko, P.J.	FINLAND	9.30	9.05	18.35	12	Lee, Kwang Jae	KOREA	9.45	8.25	17.70
111	Banner, Larr Shyres	U.S.A.	9.45	8.90	18.35	115	Shurlock, Arthur David	U.S.A.	9.25	8.40	17.65
184	Fassler, Gottlieb	SWITZ	9.15	9.20	18.35	245	Garcia, Carlos	CUBA	8.70	8.95	17.65
82	Konopka, Andrzej	POLAND	9.20	9.10	18.30	66	Zagdbazar, Niamdawaa	MONGOLIA	8.95	8.65	17.60
142	Fauqueux, Bernard	FRANCE	9.40	8.90	18.30	83	Kucharczyk, Alfred	POLAND	8.30	9.30	17.60
223	Szilagyi, Alexandru	RUMANIA	9.05	9.25	18.30	132	Faulks, Marcus A. C.	AUSTRALA	8.65	8.95	17.60
31	Klecka, Karel	CZECHSLV	9.40	8.85	18.25	71	Jan, Thai San	TAIWAN	8.20	9.30	17.50
105	Kestola, Otto, Jalmar	FINLAND	9.05	9.20	18.25	136	Cheales, Barry John	AUSTRALA	8.50	9.00	17.50
156	Cser, Gyozo	HUNGARY	8.95	9.30	18.25	195	Pizzini, Carlos Alberto	ARGENTIN	8.50	8.95	17.45
185	Berchtold Meinrad	SWITZ	9.30	8.95	18.25	243	Gonzalez, Andres	CUBA	8.65	8.80	17.45
44	Franceschetti, Bruno	ITALY	9.20	9.00	18.20	75	Lai, Chu Long	TAIWAN	8.35	9.05	17.40
65	Thoresson, William	SWEDEN	9.15	9.05	18.20	244	Padron, Felix	CUBA	8.55	8.85	17.40
191	Lazhari, Mohamed	ALGERIA	9.15	9.05	18.20	92	Pancott, John Edward	BRITAIN	8.75	8.60	17.35
224	Miclaus, Petre	RUMANIA	9.10	9.10	18.20	93	Mulhall, John William	BRITAIN	8.60	8.60	17.20
21	Caklec, Ivan	YUGOSLAV	9.25	8.90	18.15	233	Christove, Liuven M.	BULGARIA	9.30	7.80	17.10
32	Kubicka, Vaclav	CZECHSLV	8.85	9.30	18.15	133	Thainer, Frederick Edward	AUSTRALA	8.60	8.45	17.05
63	Koorn, Leif	SWEDEN	8.80	9.35	18.15	246	Hernandez, Pablo, Luis	CUBA	8.50	8.55	17.05
231	Kapsazov, Velik Nikolov	BULGARIA	9.20	8.95	18.15	135	De Roo, Benjamin Mielke	AUSTRALA	8.25	8.70	16.95
24	Vidovic, Nenad	YUGOSLAV	9.20	8.90	18.10	17	Kang, Soo Il	KOREA	8.85	8.00	16.85
113	Mitchell, Russell Duncan	U.S.A.	9.30	8.80	18.10	91	Bazargan-Vali, Djalal	IRAN	8.15	8.70	16.85
131	Bond, Graham Francis	AUSTRALA	9.00	9.10	18.10	72	Lee, Bu Ti	TAIWAN	8.30	8.50	16.80
225	Condovici, Gheorghe	RUMANIA	8.95	9.15	18.10	73	Wang, Shian Ming	TAIWAN	8.15	8.55	16.70

No.	Name	Country	Comp.	Opt.	Tot.	No.	Name	Country	Comp.	Opt.	Tot.
11	Suh, Jae Kyu	KOREA	7.10	9.45	16.55	201	Shakhlin, Boris	U.S.S.R.	9.75	9.80	19.55
134	McLennan, Douglas	AUSTRALA	7.40	8.80	16.20	202	Titov, Yury	U.S.S.R.	9.70	9.80	19.50
163	Bhosle, B.	INDIA	6.80	8.10	14.90	211	Ono, Takashi	JAPAN	9.70	9.70	19.40
162	Singh, Thilok	INDIA	6.10	8.05	14.15	212	Endo, Yukio	JAPAN	9.70	9.70	19.40
165	Ram, Anant	INDIA	6.80	6.60	13.40	22	Cerar, Miroslav	YUGOSLAV	9.55	9.75	19.30
166	Karande, Vithal	INDIA	6.35	6.75	13.10	203	Lisitsky, Victor	U.S.S.R.	9.65	9.60	19.25
164	More, Y.	INDIA	5.30	7.75	13.05	(Above 6 qualify for Final)					
192	Ibrahim, Mohamed	U.A.R.	8.20	—	8.20	151	Csanyi, Rajmund	HUNGARY	9.70	9.55	19.25
161	Mondal, D.	INDIA	7.80	—	7.80	45	Menichelli, Franco	ITALY	9.60	9.65	19.25
94	Pastrana, Demetrio T.	PHILPINS	—	—	—	215	Yamashita, Haruhiro	JAPAN	9.65	9.60	19.25
95	Payao, Fortunato O.	PHILPINS	—	—	—	206	Leontyev, Victor	U.S.S.R.	9.50	9.70	19.20
Individual Final						214	Mitsukuri, Takashi	JAPAN	9.55	9.60	19.15
Place	No.	Country	Final	Reserved	Total	85	Kubica, Mikolai	POLAND	9.50	9.60	19.10
1	212	Endo, Yukio	9.900	9.775	19.675	216	Hayata, Takuji	JAPAN	9.60	9.50	19.10
2	213	Tsurumi, Shuji	9.700	9.750	19.450	86	Kubica, Wilhelm	POLAND	9.55	9.50	19.05
3	45	Menichelli, Franco	9.700	9.650	19.350	153	Varga Lajos	HUNGARY	9.50	9.55	19.05
4	205	Diomidov, Sergey	9.550	9.675	19.225	232	Prodanov, Nicola Dimitrov	BULGARIA	9.45	9.60	19.05
5	203	Lisitsky, Victor	9.450	9.750	19.200	204	Tsapenko, Yury	U.S.S.R.	9.50	9.50	19.00
6	22	Cerar, Miroslav	8.700	9.750	18.450	171	Fulle, Siegfried	GERMANY	9.40	9.55	18.95
Horizontal Bar==Barres fixes						231	Kapsazov, Velik-Nikolov	BULGARIA	9.45	9.50	18.95
Previous Olympic Winners						221	Orendi, Frederic	RUMANIA	9.60	9.35	18.95
1896	P. Weingartner	GERMANY				43	Cimnaghi Luigi	ITALY	9.30	9.60	18.90
1904	A. Heida	U.S.A.				152	Aranyos, Istvan	HUNGARY	9.40	9.50	18.90
	Henning	U.S.A.				175	Koste, Klaus	GERMANY	9.50	9.40	18.90
1924	L. Stukelj	YUGOSLAV				205	Diomidov, Sergey	U.S.S.R.	9.60	9.30	18.90
1928	G. Miez	SWITZ				213	Tsurumi, Shuji	JAPAN	9.65	9.25	18.90
1932	L. Bixler	U.S.A.				14	Chung, Yi Kwang	KOREA	9.40	9.45	18.85
1936	A. Saarvala	FINLAND				31	Klecka, Karel	CZECHSLV	9.40	9.45	18.85
1948	J. Stalder	SWITZ									
1952	J. Gunthard	SWITZ									
1956	T. Ono	JAPAN									
1960	T. Ono	JAPAN									

No.	Name	Country	Comp.	Opt.	Tot.	No.	Name	Country	Comp.	Opt.	Tot.
114	Sakamoto, Makoto,	Douglas U.S.A.	9.35	9.50	18.85	104	Heinonen, Raimo,	Yrjo FINLAND	9.30	9.10	18.40
174	Koppe, Erwin	GERMANY	9.30	9.50	18.80	181	Feuz, Fritz	SWITZ	9.10	9.30	18.40
233	Christov, Liuben M.	BULGARIA	9.40	9.40	18.80	235	Kondev, Todor Nicolov	BULGARIA	9.25	9.15	18.40
81	Jankowicz, Jan	POLAND	9.35	9.40	18.75	236	Batchvarov, Todor G.	BULGARIA	9.10	9.25	18.35
84	Rokosa, Aleksander	POLAND	9.35	9.40	18.75	16	Kim, Choong Tai	KOREA	9.10	9.20	18.30
101	Laiho, Olli, Eino	FINLAND	9.45	9.30	18.75	62	Wigaard, Harald	NORWAY	8.95	9.35	18.30
112	Barak, Ronald S.	U.S.A.	9.45	9.30	18.75	222	Kadar, Anton	RUMANIA	9.20	9.10	18.30
142	Fauqueux, Bernard	FRANCE	9.20	9.55	18.75	41	Carminucci, Giovanni	ITALY	9.20	9.05	18.25
234	Mirtchev, Georgi, Adamov	BULGARIA	9.35	9.40	18.75	42	Carminucci, Pasquale	ITALY	9.20	9.05	18.25
23	Brodnik, Janez	YUGOSLAV	9.40	9.30	18.70	46	Vicardi, Angelo	ITALY	8.95	9.30	18.25
32	Lubicka, Vaclav	CZECHSLV	9.35	9.35	18.70	103	Ekman, Eugen, Georg, O.	FINLAND	9.10	9.15	18.25
143	Guiffroy, Christian	FRANCE	9.25	9.45	18.70	145	Stoffel, Josy	LUXEMBRG	8.95	9.30	18.25
61	Storhaug, Age	NORWAY	9.20	9.45	18.65	64	Liendevall, Stig	SWEDEN	8.90	9.30	18.20
156	Cser, Gyozo	HUNGARY	9.25	9.40	18.65	82	Konopka, Andrzej	POLAND	8.95	9.25	18.20
15	Kim, Kwang Duk	KOREA	9.30	9.30	18.60	187	Fah, Franz	SWITZ	9.00	9.20	18.20
35	Pazdera, Ladislav	CZECHSLV	9.30	9.30	18.60	115	Shurlock, Arthur David	U.S.A.	9.10	9.05	18.15
83	Kucharczyk, Alfred	POLAND	9.20	9.40	18.60	185	Berchtold, Meinrad	SWITZ	8.90	9.25	18.15
172	Furst, Philipp	GERMANY	9.20	9.40	18.60	102	Rantakari, Hannu, Juhani	FINLAND	9.10	8.95	18.05
226	Tohaneanu, Gheorghe	RUMANIA	9.15	9.40	18.55	113	Mitchell, Russell Duncan	U.S.A.	9.05	9.00	18.05
12	Lee, Kwang Jae	KOREA	9.40	9.10	18.50	25	Petrovic, Alojz	YUGOSLAV	8.75	9.25	18.00
111	Banner, Larry Shyres	U.S.A.	9.15	9.35	18.50	154	Lelkes, Andras	HUNGARY	9.10	8.90	18.00
176	Weber, Peter	GERMANY	9.20	9.30	18.50	141	Bouchonnet, Michel	FRANCE	8.75	9.20	17.95
11	Suh, Jae Kyu	KOREA	9.10	9.35	18.45	155	Sos, Peter	HUNGARY	8.75	9.05	17.80
33	Krbec, Premysl	CZECHSLV	9.15	9.30	18.45	242	Ramirez, Hector	CUBA	8.80	8.95	17.75
36	Mudrik, Bohumil	CZECHSLV	9.20	9.25	18.45	24	Vidovic, Nenad	YUGOSLAV	9.30	8.40	17.70
105	Kestora, Otto Jalmar	FINLAND	9.15	9.30	18.45	182	Egger, Fredy	SWITZ	9.00	8.70	17.70
173	Lyhs, Gunter	GERMANY	9.05	9.40	18.45	122	Larose, Gilbert	CANADA	8.65	9.00	17.65
26	Srot, Martin	YUGOSLAV	9.00	9.40	18.40	184	Fassler, Gottlieb	SWITZ	8.45	9.20	17.65

No.	Name	Country	Comp.	Opt.	Tot.	No.	Name	Country	Comp.	Opt.	Tot.	
225	Condovici, Gheorghe	RUMANIA	8.40	9.25	17.65	243	Gonzalez, Andres	CUBA	8.40	8.30	16.70	
21	Caklec, Ivan	YUGOSLAV	8.50	9.10	17.60	224	Miclaus, Petre	RUMANIA	8.00	8.45	16.45	
76	Lich, Reng Suhn	TAIWAN	8.65	8.90	17.55	245	Garcia, Carlos	CUBA	8.20	7.45	15.65	
183	Muller, Walter	SWITZ	8.60	8.95	17.55	134	McLennan, Douglas	AUSTRALA	6.90	8.40	15.30	
223	Szilagyi, Alexandru	RUMANIA	8.55	9.00	17.55	91	Bazargan-Vali, Djalal	IRAN	7.80	7.45	15.25	
17	Kang, Soo Il	KOREA	8.20	9.25	17.45	93	Mulhall, John William	BRITAIN	7.65	7.55	15.20	
106	Heikkinen, Kauko, P.J.	FINLAND	9.00	8.45	17.45	135	De Roo, Benjamin Mielke	AUSTRALA	7.20	7.95	15.15	
71	Jan, Thai San	TAIWAN	8.70	8.70	1.740	241	Suarez, Octavio	CUBA	6.00	8.90	14.90	
75	Lai, Chu Long	TAIWAN	8.50	8.90	17.40	74	Uih, Yah Torh	TAIWAN	6.85	7.60	14.45	
244	Padron, Felix	CUBA	8.45	8.95	17.40	166	Karande, Vithal	INDIA	6.75	6.45	13.20	
65	Thoresson, William	SWEDEN	8.40	8.95	17.35	195	Pizzini, Carlos Alberto	ARGENTIN	4.90	8.20	13.10	
66	Zagdbazar, Niamdawaa	MONGOLIA	8.60	8.75	17.35	163	Bhosle, B.	INDIA	5.25	6.90	12.15	
131	Bond, Graham Francis	AUSTRALA	8.95	8.40	17.35	165	Ram, Anant	INDIA	4.50	6.05	10.55	
144	Stefanetti, Ady	LUXEMBRG	8.45	8.90	17.35	192	Ibrahim, Mohamed	U.A.R.	7.30	—	7.30	
136	Cheales, Barry John	AUSTRALA	8.50	8.80	17.30	161	Mondal, D.	INDIA	7.15	—	7.15	
116	Weiss, Gregor Richard	U.S.A.	8.85	8.40	17.25	164	More, Y.	INDIA	4.50	1.75	6.25	
121	Kihn, Richard	CANADA	8.55	8.70	17.25	162	Singh, Trilok	INDIA	0.00	6.00	6.00	
246	Hernandez, Pablo, Luis	CUBA	8.15	9.00	17.15	94	Pastrana, Demetrio T.	PHILPINS	—	—	—	
34	Gajdos, Pavel	CZECHSLV	9.10	8.00	17.10	95	Payao, Fortunato O.	PHILPINS	—	—	—	
44	Francescnetti, Bruno	ITALY	8.90	8.20	17.10	Individual Final						
73	Wang, Shian Ming	TAIWAN	8.35	8.75	17.10	Place	No.	Name	Country	Final	Reserved	Total
92	Pancott, John Edward	BRITAIN	8.55	8.50	17.05	1	201	Shakhlin, Boris	U.S.S.R.	9.850	9.775	19.625
123	Weiler, Wilhelm Friedrich	CANADA	8.15	8.90	17.05	2	202	Titov, Yury	U.S.S.R.	9.800	9.750	19.550
133	Trainer, Frederick Edward	AUSTRALA	8.35	8.70	17.05	3	22	Cerar, Miroslav	YUGOSLAV	9.850	9.650	19.500
132	Faulks, Marcus A. C.	AUSTRALA	8.45	8.55	17.00	4	203	Lisitsky, Victor	U.S.S.R.	9.700	9.625	19.325
63	Koorn, Leif	SWEDEN	8.45	8.45	16.90	5	212	Endo, Yukio	JAPAN	9.350	9.700	19.050
72	Lee, Bu Ti	TAIWAN	8.05	8.75	16.80	6	211	Ono, Takashi	JAPAN	9.300	9.700	19.000
191	Lazhari, Mohamed	ALGERIA	7.25	9.45	16.70							

Team Classification—Classement des équipes

Previous Olympic Winners


1896	GERMANY	1932	ITALY
1904	U.S.A.	1936	GERMANY
1908	SWEDEN	1948	FINLAND
1912	ITALY	1952	U.S.S.R.
1920	ITALY	1956	U.S.S.R.
1924	ITALY	1960	JAPAN
1928	SWITZ		

PLACE	COUNTRY	COMPULSORY EXERCISES						OPTIONAL EXERCISES						TOT.
NO	NAME	FL.	S.H.	RING	L.H.	P.B.	H.B.	FL.	S.H.	RING	L.H.	P.B.	H.B.	
1 JAPAN														
	211 Ono, Takashi	9.60	9.50	9.55	9.65	9.60	9.70	9.30	9.40	9.55	9.55	9.30	9.70	114.40
	212 Endo, Yukio	9.65	9.60	9.80	9.75	9.80	9.70	9.75	9.10	9.70	9.65	9.75	9.70	115.95
	212 Tsurumi, Shuji	9.50	9.55	9.70	9.65	9.75	9.65	9.60	9.70	9.65	9.65	9.75	9.25	115.40
	214 Mitsukuri, Takashi	9.60	9.65	9.50	9.50	9.60	9.55	9.60	9.65	9.50	9.55	9.50	9.60	114.80
	215 Yamashita, Haruhiro	9.55	9.50	9.35	9.70	9.65	9.65	9.60	9.65	9.40	9.80	9.65	9.60	115.10
	216 Hayata, Takuji	9.60	9.40	9.70	9.45	9.45	9.60	9.55	9.50	9.75	9.70	9.70	9.50	114.90
	Best 5.	48.00	47.80	48.25	48.25	48.40	48.30	48.10	47.90	48.15	48.35	48.35	48.10	577.95
2 U.S.S.R.														
	201 Shakhlin, Boris	9.45	9.45	9.70	9.65	9.60	9.75	9.50	9.45	9.70	9.70	9.65	9.80	115.40
	202 Titov, Yury	9.50	9.45	9.60	9.65	9.60	9.70	9.20	9.15	9.65	9.60	9.45	9.80	114.35
	203 Lisitsky, Victor	9.60	9.35	9.50	9.75	9.80	9.65	9.70	9.40	9.60	9.75	9.70	9.60	115.40
	204 Tsapenko, Yury	9.55	9.55	9.40	9.50	9.60	9.50	9.65	9.55	9.60	9.55	9.45	9.50	114.40
	205 Diomidov, Sergey	9.65	9.35	9.40	9.60	9.65	9.60	9.45	9.40	9.45	9.65	9.70	9.30	114.20
	206 Leontyev, Victor	9.55	9.40	9.70	9.40	9.60	9.50	9.65	9.30	9.60	9.55	9.55	9.70	114.50
	Best 5.	47.85	47.20	47.90	48.15	48.25	48.20	47.95	47.10	48.15	48.25	48.05	48.40	575.45
3 GERMANY														
	171 Fulle, Siegfried	9.50	9.65	9.50	9.30	9.50	9.40	9.50	9.50	9.55	9.65	9.50	9.55	114.10
	172 Furst, Philipp	9.35	9.40	9.15	9.15	9.40	9.20	9.30	9.50	9.35	9.55	9.50	9.40	112.25
	173 Lyhs, Gunter	9.40	9.55	9.20	8.80	9.40	9.05	9.35	9.20	9.35	9.60	9.40	9.40	111.70
	174 Koppe, Erwin	9.15	9.40	9.25	9.20	9.50	9.30	9.30	9.40	9.55	9.35	9.55	9.50	112.45
	175 Koste, Klaus	9.40	9.40	8.85	9.20	9.40	9.50	9.55	9.35	9.40	9.70	9.60	9.40	112.75
	176 Weber, Peter	9.40	9.45	9.35	9.10	9.40	9.20	9.54	9.30	9.50	9.55	9.35	9.30	112.35
	Best 5.	47.05	47.45	46.45	45.95	47.20	46.60	47.15	47.05	47.35	48.05	47.55	47.25	565.10
4 ITALY														
	41 Carminucci, Giovanni	9.25	8.90	9.25	9.25	9.65	9.20	9.40	9.30	9.40	9.50	9.65	9.05	111.80
	42 Carminucci, Pasquale	9.15	9.05	9.30	9.30	9.45	9.20	9.10	9.20	9.30	9.40	9.20	9.05	110.70
	43 Cimnaghi, Luigi	9.10	9.30	9.20	9.25	9.45	9.30	9.35	9.40	9.30	9.50	9.60	9.60	112.35
	44 Franceschetti, Bruno	8.85	9.05	9.20	9.15	9.20	8.90	9.25	9.25	9.25	9.40	9.00	8.20	108.70
	45 Menichelli, Franco	9.60	9.40	9.65	9.35	9.70	9.60	9.70	9.40	9.80	9.70	9.60	9.65	115.15
	46 Vicardi, Angelo	8.65	9.20	8.55	9.25	9.25	8.95	9.20	9.30	8.95	9.40	9.40	9.30	109.40
	Best 5.	45.95	46.00	46.60	46.40	47.50	46.25	46.90	46.65	47.05	47.50	47.45	46.65	560.90
5 POLAND														
	81 Jankowicz, Jan	9.25	9.05	9.20	9.30	9.45	9.35	9.35	8.50	9.10	9.30	9.35	9.40	110.60
	82 Konopka, Andrzej	9.00	9.20	9.10	9.20	9.20	8.95	9.35	8.00	9.10	9.25	9.10	9.25	108.70
	83 Kucharczyk, Alfred	9.35	9.05	9.25	9.60	8.30	9.20	9.50	9.15	9.25	9.70	9.30	9.40	111.05
	84 Pokosa, Aleksander	9.40	9.35	9.30	9.45	9.35	9.35	9.45	8.75	9.30	9.40	9.45	9.40	111.95
	85 Kubica, Mikolaj	9.35	9.50	9.35	9.55	9.60	9.50	9.45	9.20	9.45	9.55	9.10	9.60	113.20
	86 Kubica, Wilhelm	9.20	9.35	9.10	9.50	9.45	9.55	9.35	9.05	9.25	9.25	8.55	9.50	111.10
	Best 5.	46.55	46.45	46.20	47.40	47.05	46.95	47.10	44.65	46.35	47.20	46.30	47.30	559.50

PLACE COUNTRY		COMPULSORY EXERCISES						OPTIONAL EXERCISES						TOT.
NO.	NAME	FL.	S.H.	RING	L.H.	P.B.	H.B.	FL.	S.H.	RING	L.H.	P.B.	H.R.	
6 CZECHOSLOVAKIA														
31	Klecka, Karel	9.30	8.75	8.95	9.20	9.40	9.40	9.30	9.20	9.00	9.55	8.85	9.45	110.35
32	Kubicka, Vaclav	9.35	8.95	9.30	9.40	8.85	9.35	9.45	8.45	9.40	9.50	9.30	9.35	110.65
33	Krbec, Premysl	9.10	7.80	9.35	9.55	9.30	9.15	9.40	9.15	9.40	9.70	9.40	9.30	110.60
34	Gajdos, Pavel	9.00	9.10	9.00	9.35	9.40	9.10	1.00	9.45	9.35	9.45	9.55	8.00	101.75
35	Pazdera, Ladislav	9.00	9.05	9.10	9.10	9.30	9.30	9.10	9.35	9.30	9.30	9.50	9.30	110.70
36	Mudrik, Bohumil	9.20	9.20	9.10	9.35	9.40	9.20	9.25	9.40	9.15	9.60	9.40	9.25	111.50
	Best 5.	45.95	45.05	45.85	46.85	46.80	46.40	46.50	46.55	46.60	47.80	47.15	46.65	588.15
7 U.S.A.														
111	Banner, Larry Shres	8.90	9.35	8.95	9.30	9.45	9.15	9.20	8.95	9.10	9.45	8.90	9.35	110.05
112	Barak, Ronald S.	9.05	9.10	9.25	9.15	9.25	9.45	9.30	9.00	9.40	9.30	9.40	9.30	110.95
113	Mitchell, Russell Duncan	9.30	9.20	9.20	9.25	9.30	9.05	9.70	9.25	9.50	9.65	8.80	9.00	111.20
114	Sakamoto, Makoto Douglas	9.05	9.25	9.40	9.45	9.40	9.35	9.35	9.25	9.40	9.50	9.50	9.50	112.40
115	Shurlock, Arthur David	8.70	9.30	9.20	9.35	9.25	9.10	8.65	9.55	9.10	9.45	8.40	9.05	109.10
116	Weiss, Gregor Richard	9.20	9.25	9.25	9.30	9.30	8.85	9.25	8.80	9.30	9.50	9.50	8.40	109.90
	Best 5.	45.50	46.35	46.30	46.65	46.70	46.10	46.80	46.00	46.70	47.55	46.10	46.20	556.95
8 FINLAND														
101	Laiho, Olli, Eino	9.25	9.50	9.05	9.45	9.35	9.45	9.50	8.80	9.30	9.40	9.50	9.30	111.85
102	Rantakari, Hannu, Juhani	9.25	9.10	8.80	9.65	9.20	9.10	9.45	9.15	8.80	9.70	9.35	8.95	110.50
103	Ekman, Eugen, Georg O.	9.40	9.45	8.65	9.35	9.30	9.10	9.30	9.25	9.20	9.50	9.50	9.15	111.15
104	Heinonen, Raimo, Yrjo	9.20	9.20	9.00	9.40	9.15	9.30	9.30	9.30	8.85	9.70	9.45	9.10	110.95
105	Kestola, Otto, Jalmar	9.40	8.90	8.55	9.30	9.05	9.15	9.65	9.10	8.95	9.40	9.20	9.30	109.95
106	Heikkinen, Kauko, P.J.	9.30	9.25	8.85	9.10	9.30	9.00	9.35	9.40	8.95	9.35	9.05	8.45	109.35
	Best 5.	46.60	46.50	44.35	47.15	46.30	46.10	47.25	46.20	45.25	47.70	47.00	45.80	556.20
9 HUNGARY														
151	Csanyi, Rajmund	9.20	9.30	9.35	9.55	9.50	9.70	9.30	9.25	9.25	9.55	9.50	9.55	113.00
152	Aranyos, Istvan	9.30	9.25	9.10	9.50	9.40	9.40	9.20	9.30	9.15	9.45	9.20	9.50	111.75
153	Varga, Lajos	9.35	9.10	9.05	9.15	9.40	9.50	9.20	9.05	9.25	9.25	9.25	9.55	111.10
154	Lelkes, Andras	9.10	9.05	8.80	9.40	9.20	9.10	8.85	8.80	8.85	9.50	9.35	8.90	108.90
155	Sos, Peter	9.30	8.90	9.10	9.45	9.30	8.75	8.75	8.15	9.15	9.50	9.20	9.05	108.60
156	Cser, Gyozo	9.20	8.80	9.10	9.00	8.95	9.25	8.70	8.70	9.10	9.30	9.30	9.40	108.80
	Best 5.	46.35	45.60	45.70	47.05	46.80	46.95	45.30	45.10	45.90	47.30	46.60	47.05	555.70
10 BULGARIA														
231	Kapsazov, Velik Nikolov	8.65	9.00	9.55	9.30	9.20	9.45	9.20	9.15	9.60	9.50	8.95	9.50	111.05
232	Prodanov, Nicola Dimitrov	9.30	9.20	9.15	9.55	9.25	9.45	9.30	9.20	9.30	9.70	9.30	9.60	112.30
233	Christov, Liuben M.	8.45	9.30	8.85	9.40	9.30	9.40	9.00	9.25	8.90	9.35	7.80	9.40	108.40
234	Mirtchev, Georgi Adamov	9.15	9.20	8.90	9.40	9.00	9.35	9.30	8.95	9.10	9.50	9.50	9.40	110.75
235	Kondev, Todor Nicolov	9.30	9.10	8.95	9.30	9.25	9.25	9.40	9.05	8.95	9.20	9.15	9.15	110.05
236	Batchvarov, Todor G.	8.80	9.00	8.70	9.30	9.25	9.10	9.20	9.15	9.10	9.40	9.40	9.25	109.65
	Best 5.	45.20	45.80	45.40	46.25	46.25	46.90	46.40	45.80	46.05	47.45	46.30	47.15	555.65
11 YUGOSLAVIA														
21	Caklec, Ivan	9.00	9.00	8.70	9.35	9.25	8.50	9.15	9.15	8.80	9.40	8.90	9.10	108.30
22	Cerar, Miroslav	9.40	9.70	9.45	9.50	9.70	9.55	9.25	9.75	9.60	9.60	9.80	9.75	115.05
23	Brodnik, Janez	9.05	9.00	8.90	9.15	9.20	9.40	9.20	9.05	9.15	9.30	9.30	9.30	110.00
24	Vidovic, Nenad	8.90	9.20	8.00	8.85	9.20	9.30	9.00	9.10	8.90	9.30	8.90	8.40	107.05
25	Petrovic, Alojz	9.00	9.35	9.10	9.35	9.25	8.75	8.75	8.85	9.25	9.45	9.35	9.25	109.70
26	Srot, Martin	8.60	8.40	9.30	9.35	9.40	9.00	8.75	9.15	9.35	9.40	9.15	9.40	109.25
	Best 5.	45.35	46.25	45.45	46.70	46.80	46.00	45.35	46.20	46.25	47.15	46.50	46.80	554.80
12 RUMANIA														
221	Orendi, Frederic	9.15	9.20	8.85	9.40	9.40	9.60	9.15	9.35	9.05	9.50	9.40	9.35	111.40
222	Kadar, Anton	9.10	9.20	9.25	9.30	9.30	9.20	9.25	8.50	9.30	9.45	9.50	9.10	110.45
223	Szilagyi, Alexandru	9.35	8.95	8.85	9.20	9.05	8.55	9.40	8.75	9.10	9.60	9.25	9.00	109.05
224	Miclaus, Petre	8.95	9.15	8.85	9.30	9.10	8.00	9.00	8.90	9.20	9.40	9.10	8.45	107.10
225	Condovici, Gheorghe	9.05	8.80	8.60	9.15	8.95	8.40	8.55	9.15	8.75	9.35	9.15	9.25	107.15
226	Tohaneanu, Gheorghe	9.30	9.00	8.95	9.35	9.40	9.15	9.15	9.00	9.15	9.50	9.25	9.40	110.60
	Best 5.	45.95	45.50	44.50	46.55	46.25	44.90	45.95	45.15	45.80	47.45	46.55	46.10	550.65

PLACE COUNTRY		COMPULSORY EXERCISES						OPTIONAL EXERCISES						TOT.
NO.	NAME	FL.	S.H.	RING	L.H.	P.B.	H.B.	FL.	S.H.	RING	L.H.	P.B.	H.B.	
13 KOREA														
	11 Suh, Jae Kyu	9.00	9.15	9.00	9.00	7.10	9.10	9.35	9.20	8.70	9.45	9.45	9.35	107.85
	12 Lee, Kwang Jae	8.90	9.35	8.90	9.30	9.45	9.40	9.45	8.40	8.20	9.40	8.25	9.10	108.10
	14 Chung, Yi Kwang	9.00	8.15	8.60	9.30	9.30	9.40	9.20	9.10	9.15	8.95	9.40	9.45	109.00
	15 Kim, Kwang Duk	9.05	9.00	9.00	8.90	9.45	9.30	9.20	8.85	9.05	9.35	9.35	9.30	109.80
	16 Kim, Choong Tai	9.05	9.45	8.95	9.25	9.40	9.10	9.05	9.35	8.60	9.25	9.55	9.20	110.20
	17 Kang, Soo Il	9.10	7.75	9.20	9.10	8.85	8.20	9.25	7.65	9.05	9.55	8.00	9.25	104.95
	Best 5.	45.20	45.10	45.05	45.95	46.45	46.30	46.45	44.90	44.55	47.00	46.00	46.55	549.50
14 SWITZERLAND														
	181 Feuz, Fritz	9.35	9.30	8.55	9.50	9.45	9.10	9.30	9.25	8.65	9.65	9.10	9.30	110.50
	182 Egger, Fredy	9.15	9.10	8.40	9.45	9.25	9.00	9.10	9.15	8.60	9.60	9.40	8.70	108.90
	183 Muller, Walter	8.85	9.35	8.60	9.55	9.45	8.60	8.50	9.30	8.90	9.70	9.50	8.95	109.25
	184 Fassler, Gottlieb	8.85	9.10	8.50	9.40	9.15	8.45	8.65	9.05	8.70	9.45	9.20	9.20	107.70
	185 Berchtold, Meinrad	9.10	7.70	8.10	9.40	9.30	8.90	9.00	9.20	8.60	9.50	8.95	9.25	107.00
	187 Fah, Franz	8.30	8.90	7.50	9.20	9.20	9.00	8.45	8.90	8.75	9.45	9.30	9.20	106.15
	Best 5.	45.30	45.75	42.15	47.30	46.65	44.60	44.55	45.95	43.60	47.90	46.50	45.90	546.15
15 CUBA														
	241 Suarez, Octavio	8.75	9.00	8.75	9.25	8.85	6.00	8.85	8.80	8.75	9.35	9.05	8.90	104.30
	242 Ramirez, Hector	9.30	8.10	7.40	9.25	9.10	8.80	9.20	7.50	8.50	9.30	8.90	8.95	104.30
	243 Gonzalez, Andres	8.95	8.80	8.40	9.30	8.65	8.40	8.90	8.10	8.40	9.35	8.80	8.30	104.35
	244 Padron, Felix	9.05	8.75	7.85	9.05	8.55	8.45	8.85	8.10	8.50	9.10	8.85	8.95	104.05
	245 Garcia, Carlos	8.70	7.75	8.45	8.65	8.70	8.20	8.50	5.40	8.90	9.20	8.95	7.45	98.85
	246 Hernandez, Pablo, Luis	7.20	7.95	8.00	9.10	8.50	8.15	8.40	7.40	8.55	8.75	8.55	9.00	99.60
	Best 5.	44.75	42.60	41.45	45.95	43.85	42.00	44.30	39.90	43.20	46.30	44.55	44.10	522.95
16 AUSTRALIA														
	131 Bond, Graham Francis	8.80	8.50	7.60	9.30	9.00	8.95	8.35	8.55	8.45	9.05	9.10	8.40	104.05
	132 Faulks, Marcus A. C.	8.70	8.15	7.35	9.25	8.65	8.45	8.55	7.75	7.90	8.45	8.95	8.55	100.70
	133 Trainer, Frederick Edward	8.60	8.60	6.50	9.05	8.60	8.35	8.70	8.85	8.10	9.35	8.45	8.70	101.85
	134 McLennan, Douglas	8.20	7.85	8.00	8.95	7.40	6.90	9.00	8.70	8.35	8.90	8.80	8.40	99.45
	135 De Roo, Benjamin Mielke	8.35	8.15	8.25	9.30	8.25	7.20	8.45	7.70	7.95	9.25	8.70	7.95	99.50
	136 Cheales, Barry John	8.55	6.95	7.50	9.15	8.50	8.50	8.50	7.35	7.00	9.10	9.00	8.80	98.90
	Best 5.	43.00	41.25	38.70	46.05	43.00	41.45	43.20	41.55	40.75	45.65	44.55	42.85	512.00
17 TAIWAN														
	71 Jan, Thai Ran	8.70	8.10	8.70	9.25	8.20	8.70	8.80	7.70	8.05	8.90	9.30	8.70	103.10
	72 Lee, Bu Ti	7.80	6.50	8.35	9.20	8.30	8.05	8.20	6.90	8.45	8.10	8.50	8.75	97.10
	73 Wang, Shian Ming	8.75	5.50	7.80	9.00	8.15	8.35	8.35	4.50	8.40	8.90	8.55	8.75	95.00
	74 Uih, Yah Torh	8.40	5.05	8.75	8.55	9.00	6.85	8.40	3.75	8.35	9.00	8.80	7.60	92.50
	75 Lai, Chu Long	7.50	7.00	7.00	9.00	8.35	8.50	8.30	7.60	7.55	9.10	9.05	8.90	97.85
	76 Liuh, Reng Suhn	8.70	3.50	7.00	8.95	8.90	8.65	8.80	3.00	7.90	8.70	9.00	8.90	92.00
	Best 5.	42.35	32.15	40.60	45.40	42.75	42.25	42.65	30.45	41.15	44.60	44.70	44.00	493.05
18 INDIA														
	161 Mondal, D.	7.90	7.30	6.65	8.90	7.80	7.15	—	—	—	9.00	—	—	54.70
	162 Singh, Trilok	8.15	6.85	6.00	8.70	6.10	0.00	8.15	5.00	7.50	9.10	8.05	6.00	79.60
	163 Bhosle, B.	8.60	7.45	6.50	7.90	6.80	5.25	8.55	6.45	6.50	8.75	8.10	6.90	87.75
	164 More, Y.	7.75	6.90	6.00	8.65	5.30	4.50	7.10	5.90	7.70	8.50	7.75	1.75	77.80
	165 Ram, Anant	7.60	7.20	4.70	—	6.80	4.50	8.15	7.45	7.45	—	6.60	6.05	66.50
	166 Karande, Vithal	8.30	6.60	6.65	8.80	6.35	6.75	8.15	5.70	7.30	8.40	6.75	6.45	86.20
	Best 5.	40.70	35.70	31.80	42.95	33.85	28.15	40.10	30.50	36.45	43.75	37.25	27.15	428.35

COUNTRY	COMPULSORY EXERCISES						OPTIONAL EXERCISES						TOT.	
	FL.	S.H.	RING	L.H.	P.B.	H.B.	FL.	S.H.	RING	L.H.	P.B.	H.B.		
①														
NORWAY														
61 Storhaug, Age	9.25	9.45	8.80	9.45	9.30	9.20	9.30	9.30	9.10	9.55	9.05	9.45	111.20	
NORWAY														
62 Wigaard, Harald	—	9.50	8.35	9.30	9.20	8.95	9.10	9.55	9.10	9.45	9.50	9.35	101.35	
SWEDEN														
63 Koorn, Leif	9.05	9.25	9.50	9.30	8.80	8.45	9.15	8.95	9.60	9.35	9.35	8.45	109.20	
SWEDEN														
64 Lindevall, Stig	9.10	8.80	9.30	9.25	9.50	8.90	9.30	8.50	9.25	9.45	9.50	9.30	110.15	
SWEDEN														
65 Thoresson, William	9.40	8.95	9.00	9.30	9.15	8.40	9.50	8.55	8.95	9.45	9.05	8.95	108.65	
MONGOLIA														
66 Zagdbazar, Niamdawaa	8.90	8.70	8.25	9.25	8.95	8.60	8.85	8.55	8.75	9.45	8.65	8.75	105.65	
②														
IRAN														
91 Bazargan-Vali, Djalal	7.45	7.55	7.30	9.05	8.15	7.80	7.50	7.60	8.50	9.30	8.70	7.45	96.35	
BRITAIN														
92 Pancott, John Edward	8.80	8.10	9.00	9.20	8.75	8.55	8.40	8.60	8.20	9.30	8.60	8.50	104.00	
BRITAIN														
93 Mulhall, John William	7.70	8.00	8.10	9.45	8.60	7.65	7.75	7.35	8.30	9.40	8.60	7.55	98.45	
PHILPINS														
94 Pastrana, Demetrio T.	—	—	—	5.00	—	—	6.50	—	—	—	—	—	11.50	
PHILPINS														
95 Payao, Fortunato O.	6.50	—	—	7.50	—	—	5.00	—	—	—	—	—	19.00	
③														
FRANCE														
141 Bouchonnet, Michel	8.80	9.00	8.30	9.25	9.25	8.75	9.05	9.20	8.45	9.50	9.15	9.20	107.90	
FRANCE														
142 Fauqueux, Bernard	9.00	9.15	8.90	9.30	9.40	9.20	8.85	9.05	8.15	9.40	8.90	9.55	108.85	
FRANCE														
143 Guiffroy, Christian	9.20	9.30	8.55	9.25	9.60	9.25	8.85	9.25	8.95	9.30	9.55	9.45	110.50	
FRANCE														
144 Stefanetti, Ady	8.85	6.35	9.05	8.85	9.00	8.45	8.85	8.45	9.40	9.20	8.95	8.90	104.30	
LUXEMBRG														
145 Stoffel, Josy	9.10	9.20	8.85	9.30	9.35	8.95	1.00	9.10	9.05	9.45	9.50	9.30	102.15	
LUXEMBRG														
④														
ALGERIA														
191 Lazhari, Mohamed	8.80	9.05	8.95	9.35	9.15	7.25	8.60	8.95	9.05	9.30	9.05	9.45	106.95	
U.A.R.														
192 Ibrahim, Mohamed	8.80	8.25	8.70	9.20	8.20	7.30	8.70	—	—	—	—	—	59.15	
ARGENTIN														
195 Pizzini, Carlos Alberto	8.15	8.70	7.85	9.20	8.50	4.90	8.70	8.15	8.35	9.30	8.95	8.20	98.95	
CANADA														
121 Kihn, Richard	8.95	9.10	8.45	9.20	9.25	8.55	9.25	9.15	8.65	9.45	9.25	8.70	107.95	
CANADA														
122 Larose, Gilbert	8.85	8.80	8.75	9.25	9.05	8.65	9.15	7.85	9.05	9.50	9.00	9.00	106.90	
CANADA														
123 Weiss, Gregor Richard	8.90	8.45	8.40	9.50	9.10	8.15	9.00	8.65	9.00	9.70	9.40	8.90	107.15	



The U.S.S.R. team is led into the Gymnastics Gymnasium followed by the Japanese team
L'équipe d'U.R.S.S. est conduite dans le Gymnase de gymnastique, suivie par l'équipe Japonaise



S. Tsurumi of Japan during the men's individual parallel Bars in which he came second
S. Tsurumi du Japon pendant l'épreuve individuelle hommes de Barres Parallèles dans laquelle il se classe seconde

B. Radochla (GER) who was placed second in the women's Side Horse Vault
B. Radochia (GER) qui se classe seconde pour l'épreuve femmes de Cheval-Arçon





Ikeda of Japan during the women's individual Beam event
Ikeda du Japon, pendant l'épreuve individuelle femmes de Poutre d'Equilibre

Women's individual Uneven Parallel Bar Japanese contestant
Les Japonaises gagnantes de l'épreuve individuelle femmes de Barres Parallèles Astmétriques



Individual Classification (All Around)===Clasement individuel

				Place	No.	Name	Country	Total	
Previous Olympic Winners				48	173	Lita, Emilia	RUMANIA	72.995	
1952	M.	Gorokhovskaja	U.S.S.R.	49	54	Baelden, Monique	FRANCE	72.964	
1956	L.	Latynina	U.S.S.R.	50	84	Lindstrom, Ulla Margareta	SWEDEN	72.898	
1960	L.	Latynina	U.S.S.R.	51	47	Corrigan, Kathleen M.	U.S.A.	72.831	
				52	82	Lambert, Anne-Marie	SWEDEN	72.796	
				53	83	Lindahl, Gerola Margareta	SWEDEN	72.763	
				54	176	Dobosan, Cristina	RUMANIA	72.497	
Place No.		Name	Country	Total	55	141	Daley, Gail Marion	CANADA	72.465
1	121	Caslavska, Vera	CZECHSLV	77.564	56	163	Niedurna, Gizela	POLAND	72.364
2	21	Latynina, Larisa	U.S.S.R.	76.998	57	132	Alexandrova, Liliana L.	BULGARIA	72.365
3	23	Astakhova, Polina	U.S.S.R.	76.965	58	135	Choi, Young Sook	KOREA	72.064
4	61	Radochla, Birgit	GERMANY	76.431	58	42	Grossfeld, Muriel Davis	U.S.A.	72.064
5	122	Ruzickova, Hana	CZECHSLV	76.097	60	46	Walther, Marie Sue	U.S.A.	72.031
6	31	Ikeda, Keiko	JAPAN	76.031	61	111	Parzer, Henriette	AUSTRALA	71.897
7	32	Aihara, Toshiko	JAPAN	75.997	62	45	Speaks, Janie Lee	U.S.A.	71.864
8	25	Volchetskaya, Elena	U.S.S.R.	75.765	63	145	Tsagandorj, Gundigmaa	MONGOLIA	71.631
9	33	Ono, Kiyoko	JAPAN	75.665	64	55	Brisepierre, Jacqueline	FRANCE	71.063
10	63	Starke, Ute	GERMANY	75.632	65	133	Lee, Duk Boon	KOREA	70.198
11	123	Sedlackova, Jaroslava	CZECHSLV	75.598	66	112	Lehtonen, Eira, Marita	FINLAND	70.131
12	62	Fost, Ingrid	GERMANY	75.465	67	144	Yadamsuren, Tuya	MONGOLIA	69.965
13	26	Zamotailova, Tamara	U.S.S.R.	75.398	68	184	Fonseca, Esbela F. R. D.	PORTUGAL	69.763
14	171	Iovan, Sonia	RUMANIA	75.397	69	102	Fletcher, Barbara Kay	AUSTRALA	69.630
14	24	Manina, Tamara	U.S.S.R.	75.397	70	104	Buffham, Valerie Ivy	AUSTRALA	69.430
16	124	Tkacikova, Adolfina	CZECHSLV	75.331	71	142	Goddard, Denise Elizabeth	BRITAIN	69.365
16	11	Janosi, Ducza Aniko	HUNGARY	75.331	72	103	Roberts, Valerie Lois	AUSTRALA	69.264
18	13	Makray, Katalin	HUNGARY	75.330	73	134	Chung, Bong Soon	KOREA	69.031
19	34	Nakamura, Taniko	JAPAN	75.198	74	101	Bedford, Janice May	AUSTRALA	68.981
20	172	Popescu, Elena	RUMANIA	75.130	75	183	Hill, Theodora Mary	NZEALAND	68.965
21	14	Tressel, Maria	HUNGARY	74.932	76	181	Gardiner, Pauline Margrit	NZEALAND	68.330
21	125	Krajcirova, Marie	CZECHSLV	74.898	77	143	Rutherford, Monica K.	BRITAIN	68.065
23	126	Posnerova, Jana	CZECHSLV	74.765	78	182	Spencer, Jean Charlotte	NZEALAND	66.365
24	36	Chiba, Ginko	JAPAN	74.665	79	1106	Cage, Barbara Anne	AUSTRALA	64.930
25	35	Tsuji, Hiroko	JAPAN	74.597	80	113	Koskinen, Salme, Kaarina	FINLAND	61.863
26	12	Kovacs, Mak Gyongyi	HUNGARY	74.597	81	185	Hong, Than Kwai	TAIWAN	58.897
27	15	Muller, Katalin	HUNGARY	74.565	82	52	Sorouri, Djamileh	IRAN	49.932
28	165	Brylka, Gerda	POLAND	74.563	83	114	Magluyan, Evelyn G.	PHILPINS	29.464
28	166	Wilczek, Malgorzata	POLAND	74.563	186		Chai, Kuang Tai	TAIWAN	—
30	27	Gromova, Ludmila	U.S.S.R.	74.398	115		Floro, Maria Luisa G.	PHILPINS	—
31	65	Mannewitz, Karin	GERMANY	74.363	105		Hancock, Lynette Beverly	AUSTRALA	—
32	16	Erdosi, Tolnai Marta	HUNGARY	74.231					
33	164	Eustachiewicz, Barbara	POLAND	74.197					
34	43	McClements, D. E.	U.S.A.	74.064					
35	64	Felgner, Christel	GERMANY	74.014					
36	44	Metheny, Linda Jo	U.S.A.	73.998					
37	175	Ceampelea, Elena	RUMANIA	73.831					
37	161	Apostolska, Elzbieta	POLAND	73.831					
39	85	Lundquist, Anna Marie	SWEDEN	73.798					
40	81	Egman, Laila Solveig	SWEDEN	73.764					
41	174	Ionescu, Atanasia	RUMANIA	73.698					
42	86	Rydell, Ewa Margareta	SWEDEN	73.599					
43	162	Miler, Dorota	POLAND	73.465					
44	66	Stolz, Barbara	GERMANY	73.430					
45	51	Grymonprez, Veronica	BELGIUM	73.264					
46	131	Grigorova, Raina Ivanova	BULGARIA	73.163					
47	56	Letourneur, Evelyne	FRANCE	73.096					

Competition By Apparatus—Concours par engin**Horse Vault—Cheval-sautoir****Previous Olympic Winners**

	Name	Country
1952	E. Kalintshouk	U.S.S.R.
1956	L. Latynina	U.S.S.R.
1960	M. Nikolaeva	U.S.S.R.

No.	Name	Country	Comp.	Opt.	Tot.
35	Tsuji, Hiroko	JAPAN	9.466	9.333	18.799
81	Egman, Laila Solveig	SWEDEN	9.433	9.366	18.799
165	Brylka, Gerda	POLAND	9.366	9.433	18.799
24	Manina, Tamara	U.S.S.R.	9.400	9.366	18.766
26	Zamotailova, Tamara	U.S.S.R.	9.366	9.400	18.766
47	Corrigan, Kathleen M.	U.S.A.	9.400	9.300	18.700
162	Miler, Dorota	POLAND	9.400	9.300	18.700
11	Janosi, Ducza Aniko	HUNGARY	9.266	9.400	18.666
64	Felgner, Christel	GERMANY	9.300	9.366	18.666
175	Ceampelea, Elena	RUMANIA	9.266	9.400	18.666
172	Popescu, Elena	RUMANIA	9.266	9.366	18.632
86	Rydell, Ewa Margareta	SWEDEN	9.366	9.233	18.599
12	Kovacs, Mak Gyongyi	HUNGARY	9.266	9.300	18.566
51	Grymonprez, Veronica	BELGIUM	9.333	9.233	18.566
85	Lundquist, Anna Marie	SWEDEN	9.300	9.266	18.566
161	Apostolska, Elzbieta	POLAND	9.233	9.300	18.533
164	Eustachiewicz, Barbara	POLAND	9.233	9.300	18.533
66	Stolz, Barbara	GERMANY	9.266	9.266	18.532
176	Dobosan, Cristina	RUMANIA	9.266	9.266	18.532
141	Daley, Gail Marion	CANADA	9.300	9.200	18.500
174	Ionescu, Atanasia	RUMANIA	9.300	9.200	18.500
84	Lindstrom, Ulla Margareta	SWEDEN	9.266	9.233	18.499
134	Chung, Bong Soon	KOREA	9.233	9.266	18.499
15	Muller, Katalin	HUNGARY	9.200	9.266	18.466
45	Speaks, Janie Lee	U.S.A.	9.233	9.200	18.433
111	Parzer, Henriette	AUSTRIA	9.200	9.233	18.433
135	Choi, Young Sook	KOREA	9.133	9.300	18.433
65	Mannewitz, Karin	GERMANY	9.266	9.166	18.432
13	Makray, Katalin	HUNGARY	9.133	9.266	18.399
121	Caslavska, Vera	CZECHSLV	9.700	9.800	19.500
61	Radochla, Birgit	GERMANY	9.766	9.600	19.366
25	Valchetskaya, Elena	U.S.S.R.	9.633	9.600	19.233
32	Aihara, Toshiko	JAPAN	9.633	9.600	19.233
21	Latynina, Larisa	U.S.S.R.	9.500	9.666	19.166
63	Starke, Ute	GERMANY	9.600	9.500	19.100
(Above 6 qualify for Final)					
23	Astakhova, Polina	U.S.S.R.	9.466	9.566	19.032
62	Fost, Ingrid	GERMANY	9.500	9.500	19.000
31	Ikeda, Keiko	JAPAN	9.466	9.533	18.999
33	Ono, Kiyoko	JAPAN	9.500	9.466	18.966
36	Chiba, Ginko	JAPAN	9.466	9.500	18.966
124	Tkacikova, Adolfina	CZECHSLV	9.400	9.566	18.966
34	Nakamura, Taniko	JAPAN	9.533	9.400	18.933
123	Sedlackova, Jaroslava	CZECHSLV	9.433	9.500	18.933
125	Krajcirova, Marie	CZECHSLV	9.400	9.500	18.900
126	Posnerova, Jana	CZECHSLV	9.466	9.433	18.899
171	Iovan, Sonia	RUMANIA	9.433	9.466	18.899
43	McClements, D. E.	U.S.A.	9.400	9.466	18.866
122	Ruzickova, Hana	CZECHSLV	9.433	9.433	18.866
166	Wilczek, Malgorzata	POLAND	9.400	9.466	18.866
10	Erdosi, Tolnai Marta	HUNGARY	9.466	9.366	18.832
27	Gromova, Ludmila	U.S.A.	9.400	9.400	18.800

No.	Name	Country	Comp.	Opt.	Tot.	No.	Name	Country	Comp.	Opt.	Tot.	
131	Grigorova, Raina Ivanova	BULGARIA	9.233	9.166	18.399	185	Hong, Than Kwai	TAIWAN	7.866	5.566	13.432	
132	Alexandrova, Liliana L.	BULGARIA	9.166	9.233	18.399	52	Sorouri, Djamileh	IRAN	5.733	6.933	12.666	
83	Lindahl, Gerola Margareta	SWEDEN	9.300	9.066	18.366	113	Koskinen, Salme, Kaarina	FINLAND	8.966	—	8.966	
14	Tressel, Maria	HUNGARY	9.300	9.033	18.333	105	Hancock, Lynette Beverly	AUSTRALA	—	—	—	
44	Metheny, Linda Jo	U.S.A.	9.333	8.933	18.266	114	Magluyan, Evelyn G.	PHILPINS	—	—	—	
46	Walther, Marie Sue	U.S.A.	9.266	9.033	18.266	186	Chai, Kuang Tai	TAIWAN	—	—	—	
83	Lambert, Anne-Marie	SWEDEN	9.200	9.066	18.266	115	Floro, Maria Luisa G.	PHILPINS	—	—	—	
143	Rutherford, Monica K.	BRITAIN	9.266	8.966	18.232	Individual Final						
54	Baelden, Monique	FRANCE	9.200	9.000	18.200	Place	No.	Name	Country	Final	Reserved	Total
142	Goddard, Denise Elizabeth	BRITAIN	9.300	8.900	18.200	1	121	Caslavska	CZECHSLV	9.733	9.750	19.483
104	Buffham, Valerie Ivy	AUSTRALA	9.166	9.033	18.199	2	21	Latynina, Larisa	U.S.S.R.	9.700	9.583	19.283
56	Letourneur, Evelyne	FRANCE	9.100	9.033	18.133	2	61	Radochla, Birgit	GERMANY	9.600	9.683	19.283
184	Fonseca, Esbela F. R. D.	PORTUGAL	9.133	9.000	18.133	4	32	Aihara, Toshiko	JAPAN	9.666	9.616	19.282
163	Niedurna, Gizela	POLAND	8.900	9.133	18.066	5	25	Volchetskaya, Elena	U.S.S.R.	9.533	9.616	19.149
55	Brisepierre, Jacqueline	FRANCE	8.933	9.066	17.999	6	63	Starke, Ute	GERMANY	9.566	9.550	19.116
133	Lee, Duk Boon	KOREA	8.966	9.000	17.966	Uneven parallel bars==Barres parallèles asymétriques						
181	Gardiner, Pauline Margrit	NZEALAND	8.933	8.833	17.766	Previous Olympic Winners						
112	Lehtonen, Eira, Marita	FINLAND	8.766	8.966	17.732	1952	M. Korondi	HUNGARY				
145	Tsagandorj, Gundigmaa	MONGOLIA	9.066	8.633	17.699	1956	A. Keleti	HUNGARY				
173	Lita, Emilia	RUMANIA	9.166	8.466	17.632	1960	P. Astakhova	U.S.S.R.				
183	Hill, Theodora Mary	NZEALAND	8.600	8.933	17.533	No.	Name	Country	Comp.	Opt.	Tot.	
144	Yadamsuren, Tuya	MONGOLIA	9.000	8.433	17.433	121	Caslavska, Vera	CZECHSLV	9.666	9.766	19.432	
42	Grossfeld, Muriel Davis	U.S.A.	8.800	8.600	17.400	23	Astakhova, Polina	U.S.S.R.	9.633	9.700	19.333	
103	Roberts, Valerie Lois	AUSTRALA	8.966	8.433	17.399	13	Makray, Katalin	HUNGARY	9.566	9.600	19.166	
182	Spencer, Jean Charlotte	NZEALAND	8.600	8.500	17.100	21	Latynina, Larisa	U.S.S.R.	9.533	9.600	19.133	
106	Gage, Barbara Anne	AUSTRALA	8.600	8.466	17.066	32	Aihara Toshiko	JAPAN	9.466	9.633	19.099	
101	Bedford, Janice May	AUSTRALA	9.000	8.033	17.033	26	Zamotailova, Tamara	U.S.S.R.	9.533	9.533	19.066	
102	Fletcher, Barbara Kay	AUSTRALA	8.300	8.666	16.966	(Above 6 qualify for Final)						

No.	Name	Country	Comp.	Opt.	Tot.	No.	Name	Country	Comp.	Opt.	Tot.
122	Ruzickova, Hana	CZECHSLV	9.400	9.633	19.033	16	Erdosi, Tolnai Marta	HUNGARY	9.200	9.200	18.400
14	Tressel, Maria	HUNGARY	9.466	9.500	18.966	24	Manina, Tamara	U.S.S.R.	9.433	8.966	18.399
33	Ono, Kiyoko	JAPAN	9.366	9.600	18.966	175	Ceampelea, Elena	RUMANIA	9.133	9.266	18.399
34	Nakamura, Taniko	JAPAN	9.400	9.566	18.966	85	Lundquist, Anna Marie	SWEDEN	9.200	9.133	18.333
23	Sedlackova, Jaroslava	CZECHSLV	9.366	9.600	18.966	66	Stolz, Barbara	GERMANY	9.100	9.266	18.333
125	Krajcirova, Marie	CZECHSLV	9.466	9.500	18.966	82	Lambert, Anne-Marie	SWEDEN	9.166	9.166	18.332
61	Radochla, Birgit	GERMANY	9.433	9.500	18.933	43	McClements, D. E.	U.S.A.	9.066	9.233	18.299
171	Iovan, Sonia	RUMANIA	9.433	9.533	18.933	131	Grigorova, Raina Ivanova	BULGARIA	9.133	9.166	18.299
63	Starke, Ute	GERMANY	9.433	9.433	18.866	166	Wilczek, Malgorzata	POLAND	9.033	9.266	18.299
31	Ikeda, Keiko	JAPAN	9.466	9.300	18.766	81	Egman, Laila Solveig	SWEDEN	9.400	8.833	18.233
172	Popescu, Elena	RUMANIA	9.366	9.400	18.766	165	Brylka, Gerda	POLAND	9.000	9.233	18.233
124	Tkacikova, Adolfina	CZECHSLV	9.400	9.333	18.733	54	Baelden, Manique	FRANCE	9.166	9.066	18.232
44	Metheny, Linda Jo	U.S.A.	9.400	9.300	18.700	161	Apostolska, Elzbieta	POLAND	9.000	9.133	18.133
65	Mannewitz, Karin	GERMANY	9.333	9.366	18.699	163	Niedurna, Gizela	POLAND	9.133	9.000	18.133
12	Kovacs, Mak Gyongyi	HUNGARY	9.200	9.466	18.666	134	Chung, Bong Soon	KOREA	9.066	9.066	18.132
36	Chiba, Ginko	JAPAN	9.233	9.433	18.666	86	Rydell, Ewa Margareta	SWEDEN	9.300	8.800	18.100
62	Fost Ingrid	GERMANY	9.300	9.366	18.666	162	Miler, Dorota	POLAND	9.100	9.000	18.100
25	Valchetskaya, Elena	U.S.S.R.	9.400	9.233	18.633	51	Grymonprez, Veronica	BELGIUM	9.100	8.966	18.066
164	Eustachiewicz, Barbara	POLAND	9.300	9.333	18.633	27	Gromova, Ludmua	U.S.S.R.	9.500	8.533	18.033
15	Muller, Katalin	HUNGARY	9.300	9.300	18.600	47	Corrigan, Kathleen M.	U.S.A.	8.933	9.100	18.033
173	Lita, Emilia	RUMANIA	9.233	9.366	18.599	135	Choi, Young Sook	KOREA	8.933	9.100	18.033
174	Ionescu, Atanasia	RUMANIA	9.166	9.433	18.599	141	Daley, Gail Marion	CANADA	8.933	9.000	17.933
11	Janosi, Ducza Aniko	HUNGARY	9.166	9.400	18.566	145	Tsagandorj, Gundigmaa	MONGOLIA	9.033	8.900	17.933
35	Tsuji, Hiroko	JAPAN	9.266	9.300	18.566	84	Lindstrom, Ulla Margareta	SWEDEN	8.833	8.900	17.733
83	Lindahl, Gerola Margareta	SWEDEN	9.300	9.233	18.533	113	Koskinen, Salme, Kaarina	FINLAND	8.866	8.866	17.732
56	Letourneur, Evelyne	FRANCE	9.266	9.266	18.532	132	Alexandrova, Liliana L.	BULGARIA	8.633	9.033	17.666
64	Felgner, Christel	GERMANY	9.266	9.233	18.499	42	Grossfeld, Murie Daris	U.S.A.	9.266	8.133	17.399
126	Posnerova, Jana	CZECHSLV	9.400	9.033	18.433	144	Yadamsuren, Tuya	MONGOLIA	8.833	8.566	17.399
176	Dobosan, Cristina	RUMANIA	9.166	9.266	18.432	112	Lehtonen, Eira, Marita	FINLAND	8.833	8.500	17.333

No.	Name	Country	Comp.	Opt.	Tot.	Place No.	Name	Country	Final	Reserved	Total
111	Parzer, Henriette	AUSTRIA	8.333	8.966	17.229	6 26	Zamotailova, Tamara	U.S.S.R.	8.300	9.533	17.833
46	Walther, Marie Sue	U.S.A.	9.366	7.500	16.866						
102	Fletcher, Barbara Kay	AUSTRALA	8.233	8.600	16.833						
55	BrisePierre, Jacqueline	FRANCE	9.100	7.666	16.766						
45	Speaks, Janie Lee	U.S.A.	8.533	8.166	16.699						
184	Fonseca, Esbela F. R. D.	PORTUGAL	8.066	8.633	16.699						
133	Lee, Duk Boon	KOREA	8.000	8.600	16.600						
103	Roberts, Valerie Lois	AUSTRALA	8.000	8.466	16.466						
104	Buffham, Valerie Ivy	AUSTRALA	7.966	8.466	16.432						
181	Gardiner, Pauline Margrit	NZEALAND	8.133	8.266	16.399						
182	Spencer, Jean Charlotte	NZEALAND	7.933	8.400	16.333						
142	Goddard, Denise Elizabeth	BRITAIN	8.100	8.166	16.266						
183	Hill, Theodora Mary	NZEALAND	8.400	7.833	16.233						
101	Bedford, Janice May	AUSTRALA	7.833	8.133	15.966						
143	Rutherford, Monica K.	BRITAIN	8.200	7.200	15.400						
106	Cage, Barbara Anne	AUSTRALA	7.366	7.633	14.999						
185	Hong, Than Kwai	TAIWAN	4.500	6.933	11.433						
52	Sorouri, Djamileh	IRAN	3.000	5.000	8.000						
186	Chai, Kuang Tai	TAIWAN	—	—	—						
105	Hancock, Lynette Beverly	AUSTRALA	—	—	—						
115	Floro, Maria Luisa G.	PHILPINS	—	—	—						
114	Magluyan, Evelyn G	PHILPINS	—	—	—						

Individual Final

Place No.	Name	Country	Final	Reserved	Total
1	23 Astakhova, Polina	U.S.S.R.	9.666	9.666	19.332
2	13 Makray, Katalin	HUNGARY	9.633	9.583	19.216
3	21 Latynina, Larisa	U.S.S.R.	9.633	9.566	19.199
4	32 Aihara, Toshiko	JAPAN	9.233	9.549	18.782
5	121 Caslavská, Vera	CZECHSLV	8.700	9.716	18.416

Balance Beam—Poutre d'équilibre**Previous Olympic Winners**

1952	N. Botcharova	U.S.S.R.
1956	A. Keleti	HUNGARY
1960	E. Bosakova	CZECHSLV

No.	Name	Country	Comp.	Opt.	Tot.
121	Caslavská, Vera	CZECHSLV	9.566	9.800	19.366
24	Manina, Tamara	U.S.S.R.	9.466	9.800	19.266
21	Latynina, Larisa	U.S.S.R.	9.500	9.733	19.233
122	Ruzickova, Hana	CZECHSLV	9.466	9.766	19.232
23	Astakhova, Polina	U.S.S.R.	9.400	9.800	19.200
31	Ikeda, Keiko	JAPAN	9.466	9.700	19.166
(Above 6 qualify for Final)					
25	Valchetskaya, Elena	U.S.S.R.	9.366	9.600	18.966
123	Sedlackova, Jaroslava	CZECHSLV	9.400	9.566	18.966
61	Radochla, Birgit	GERMANY	9.400	9.533	18.933
15	Muller, Katalin	HUNGARY	9.400	9.500	18.900
11	Janosi, Ducza Aniko	HUNGARY	9.433	9.466	18.899
124	Tkacikova, Adolfina	CZECHSLV	9.366	9.533	18.899
172	Popescu, Elena	RUMANIA	9.366	9.533	18.899
171	Iovan, Sonia	RUMANIA	9.366	9.500	18.866
126	Posnerova, Jana	CZECHSLV	9.300	9.500	18.800
13	Makray, Katalin	HUNGARY	9.333	9.466	18.799
14	Tressel, Maria	HUNGARY	9.300	9.433	18.733
26	Zamotailova, Tamara	U.S.S.R.	9.200	9.533	18.733
33	Ono, Kiyoko	JAPAN	9.233	9.500	18.733
63	Starke, Ute	GERMANY	9.333	9.400	18.733
165	Brylka, Gerda	POLAND	9.266	9.466	18.732
12	Kovacs, Mak Gyongyi	HUNGARY	9.266	9.433	18.699

No.	Name	Country	Comp.	Opt.	Tot.	No.	Name	Country	Comp.	Opt.	Tot.
27	Gromova, Ludmila	U.S.S.R.	9.266	9.433	18.699	85	Lundquist, Anna Marie	SWEDEN	9.100	9.166	18.266
44	Metheny, Linda Jo	U.S.A.	9.166	9.533	18.699	132	Alexandrova, Liliana L.	BULGARIA	9.000	9.266	18.266
166	Wilczek, Malgorzata	POLAND	9.366	9.333	18.699	43	McClements, D. E.	U.S.A.	9.000	9.233	18.233
62	Fost, Ingrid	GERMANY	9.366	9.300	18.666	55	Brisepierre, Jacqueline	FRANCE	9.066	9.133	18.199
35	Tsuji, Hiroko	JAPAN	9.233	9.400	18.633	82	Lambert, Anne-Marie	SWEDEN	9.066	9.133	18.199
161	Apostolska, Elzbieta	POLAND	9.166	9.466	18.632	102	Fletcher, Barbara Kay	AUSTRALA	8.966	9.233	18.199
32	Aihara, Toshiko	JAPAN	9.333	9.266	18.599	83	Lindahl, Gerola Margareta	SWEDEN	8.966	9.166	18.132
34	Nakamura, Taniko	JAPAN	9.133	9.466	18.599	47	Corrigan, Kathleen M.	U.S.A.	8.900	9.166	18.066
65	Mannewitz, Karin	GERMANY	9.266	9.300	18.566	133	Lee, Duk Boon	KOREA	8.966	9.100	18.066
125	Krajcirova, Marie	CZECHSLV	9.266	9.300	18.566	141	Daley, Gail Marion	CANADA	9.033	9.033	18.066
175	Ceampelea, Elena	RUMANIA	9.166	9.400	18.566	101	Bedford, Janice May	AUSTRALA	8.900	9.133	18.033
16	Erdosi, Tolnai Marta	HUNGARY	9.200	9.333	18.533	111	Parzer, Henriette	AUSTRIA	8.800	9.233	18.033
145	Tsagandorj, Gundigmaa	MONGOLIA	9.200	9.266	18.466	56	Letourneur, Evelyne	FRANCE	9.266	8.766	18.032
162	Miler, Dorota	POLAND	9.133	9.333	18.466	135	Choi, Young Sook	KOREA	9.033	8.933	17.966
174	Ionescu, Atanasia	RUMANIA	9.166	9.300	18.466	103	Roberts, Valerie Lois	AUSTRALA	8.900	9.033	17.933
36	Chiba, Ginko	JAPAN	9.133	9.300	18.433	144	Yadamsuren, Tuya	MONGOLIA	9.000	8.733	17.733
164	Eustachiewicz, Barbara	POLAND	9.066	9.366	18.432	113	Koskinen, Salme, Kaarina	FINLAND	8.600	9.066	17.666
173	Lita, Emilia	RUMANIA	9.166	9.266	18.432	163	Niedurna, Gizela	POLAND	9.300	8.366	17.666
81	Egman, Laila Solveig	SWEDEN	9.100	9.300	18.400	183	Hill, Theodora Mary	NZEALAND	8.800	8.700	17.500
86	Rydell, Ewa Margareta	SWEDEN	9.000	9.400	18.400	185	Fonseca, Esbela F. R. D.	PORTUGAL	8.666	8.833	17.499
42	Grossfeld, Muriel Davis	U.S.A.	8.933	9.466	18.399	176	Dobosan, Cristina	RUMANIA	9.100	8.300	17.400
45	Speaks, Janie Lee	U.S.A.	9.066	9.300	18.366	142	Goddard, Denise Elizabeth	BRITAIN	8.666	8.533	17.199
54	Baelden, Monique	FRANCE	9.166	9.200	18.366	112	Lehtonen, Eira, Marita	FINLAND	8.733	8.400	17.133
64	Felgner, Christel	GERMANY	9.200	9.150	18.350	104	Buffham, Valerie Ivy	AUSTRALA	8.633	8.466	17.099
131	Grigorova, Raina Ivanova	BULGARIA	9.066	9.266	18.332	181	Gardiner, Pauline Margrit	NZEALAND	8.733	8.066	16.799
84	Lindstrom, Ulla, Margareta	SWEDEN	9.100	9.200	18.300	185	Hong, Than Kwai	TAIWAN	8.800	7.866	16.666
46	Walther, Marie Sue	U.S.A.	8.900	9.366	18.266	143	Rutherford, Monica K.	BRITAIN	8.633	7.900	16.533
51	Grymonprez, Veronica	BELGIUM	9.233	9.033	18.266	182	Spencer, Jean Charlotte	NZEALAND	8.666	7.300	15.966
66	Stolz, Barbara	GERMANY	9.133	9.133	18.266	106	Cage, Barbara Anne	AUSTRALA	8.333	7.133	15.466

No.	Name	Country	Comp.	Opt.	Tot.
52	Sorouri, Djamilah	IRAN	7.233	8.000	15.233
134	Chung, Bong Soon	KOREA	8.800	6.000	14.800
114	Magluyan, Evelyn G.	PHILPINS	7.666	6.666	14.332
186	Chai, Kuang Tai	TAIWAN	—	—	—
115	Floro, Maria Luisa G.	PHILPINS	—	—	—
105	Hancock, Lynette Beverly	AUSTRALA	—	—	—

Individual Final

Place	No.	Name	Country	Final	Reserved	Total
1	121	Caslavska, Vera	CZECHSLV	9.766	9.683	19.449
2	24	Manina, Tamara	U.S.S.R.	9.766	9.633	19.399
3	21	Latynina, Larisa	U.S.S.R.	9.766	9.616	19.382
4	23	Astakhova, Polina	U.S.S.R.	9.766	9.600	19.366
5	122	Ruzickova, Hana	CZECHSLV	9.733	9.616	19.349
6	31	Keiko, Ikeda	JAPAN	9.633	9.583	19.216

Floor Exercises—Sol**Previous Olympic Winners**

Name	Country
1952 A. Keleti	HUNGARY
1956 A. Keleti	HUNGARY
L. Latynina	U.S.S.R.
1960 L. Latynina	U.S.S.R.

No.	Name	Country	Comp.	Opt.	Tot.
21	Latynina, Larisa	U.S.S.R.	9.666	9.800	19.466
23	Astakhova, Polina	U.S.S.R.	9.700	9.700	19.400
121	Caslavska Vera	CZECHSLV	9.500	9.766	19.266
11	Janosi, Ducza Aniko	HUNGARY	9.600	9.600	19.200
61	Radochla, Birgit	GERMANY	9.566	9.633	19.199
62	Fost, Ingrid	GERMANY	9.533	9.600	19.133
(Above 6 qualify for Final)					
31	Ikeda, Keiko	JAPAN	9.500	9.600	19.100
32	Aihara, Toshiko	JAPAN	9.533	9.533	19.066

No.	Name	Country	Comp.	Opt.	Tot.
33	Ono, Kiyoko	JAPAN	9.400	9.600	19.000
13	Makray, Katalin	HUNGARY	9.466	9.500	18.966
24	Manina, Tamara	U.S.S.R.	9.500	9.466	18.966
122	Ruzickova, Hana	CZECHSLV	9.400	9.566	18.966
25	Valchetskaya, Elena	U.S.S.R.	9.433	9.500	18.933
63	Starke, Ute	GERMANY	9.500	9.433	18.933
14	Tressel, Maria	HUNGARY	9.500	9.400	18.900
27	Gromova, Ludmila	U.S.S.R.	9.300	9.566	18.866
42	Grossfeld, Muriel Davis	U.S.A.	9.433	9.433	18.866
26	Zamotailova, Tamara	U.S.S.R.	9.400	9.433	18.833
172	Popescu, Elena	RUMANIA	9.300	9.533	18.833
165	Brylka, Gerda	POLAND	9.266	9.533	18.799
123	Sedlackova, Jaroslava	CZECHSLV	9.300	9.433	18.733
124	Tkacikova, Adolfina	CZECHSLV	9.333	9.400	18.733
34	Nakamura, Taniko	JAPAN	9.300	9.400	18.700
166	Wilczek, Malgorzata	POLAND	9.333	9.366	18.699
12	Kavacs, Mak Gyongyi	HUNGARY	9.400	9.266	18.666
43	McClements, D. E.	U.S.A.	9.333	9.333	18.666
65	Mannewitz, Karin	GERMANY	9.366	9.300	18.666
171	Iovan, Sonia	RUMANIA	9.266	9.400	18.666
46	Walther, Marie Sue	U.S.A.	9.300	9.333	18.633
85	Lundquist, Anna Marie	SWEDEN	9.300	9.333	18.633
126	Posnerova, Jana	CZECHSLV	9.300	9.333	18.633
36	Chiba, Ginko	JAPAN	9.300	9.300	18.600
15	Muller, Katalin	HUNGARY	9.333	9.266	18.599
35	Tsuji, Hiroko	JAPAN	9.233	9.366	18.599
164	Eustachiewicz, Barbara	POLAND	9.066	9.533	18.599
166	Apostolska, Elzbieta	POLAND	9.200	9.333	18.533
86	Rydell, Ewa Margareta	SWEDEN	9.200	9.300	18.500

No.	Name	Country	Comp.	Opt.	Tot.	No.	Name	Country	Comp.	Opt.	Tot.
163	Niedurna Gizela	POLAND	9.200	9.300	18.500	142	Goddard, Denise Elizabeth	BRITAIN	8.600	9.100	17.700
64	Felgner, Christel	GERMANY	9.333	9.166	18.499	183	Hill Theodora Mary	NZEALAND	8.766	8.933	17.699
16	Erdosi, Tolnai Marta	HUNGARY	9.266	9.200	18.466	102	Fletcher Barbara Kay	AUSTRALA	8.866	8.766	17.632
125	Krajcirova, Marie	CZECHSLV	9.200	9.266	18.466	135	Choli, Young Sook	KOREA	8.566	9.066	17.632
56	Letourneur, Evelyne	FRANCE	9.233	9.166	18.399	134	Choung, Bong Soon	KOREA	8.600	9.000	17.600
45	Speaks, Janie Lee	U.S.A.	9.066	9.300	18.366	133	Lee, Duk Boon	KOREA	8.566	9.000	17.566
51	Grymonprez, Veronica	BELGIUM	9.233	9.133	18.366	145	Tsagandorj, Gundigmaa	MONGOLIA	8.633	8.900	17.533
84	Lindstrom Ulla Margareta	SWEDEN	9.233	9.133	18.366	113	Koskinen, Salme, Kaarina	FINLAND	8.666	8.833	17.499
44	Metheny Linda Jo	U.S.A.	9.133	9.200	18.333	103	Roberts, Valerie Lois	AUSTRALA	8.800	8.666	17.466
81	Egman, Laila Solveig	SWEDEN	9.166	9.166	18.332	106	Cage, Barbara Anne	AUSTRALA	8.666	8.733	17.399
173	Lita, Emilia	RUMANIA	9.066	9.266	18.332	184	Fonseca, Esbela F. R. D.	PORTUGAL	8.566	8.866	17.432
66	Stolz, Barbara	GERMANY	9.200	9.066	18.266	144	Yadamsuren, Tuya	MONGOLIA	8.800	8.600	17.400
175	Ceampelea, Elena	RUMANIA	9.000	9.200	18.200	181	Gardiner, Pauline Margrit	NZEALAND	8.633	8.733	17.366
162	Miler, Dorota	POLAND	9.033	9.166	18.199	185	Hong, Than Kwai	TAIWAN	8.700	8.666	17.366
54	Baelden, Monique	FRANCE	9.133	9.033	18.166	182	Spencer, Jean Charlotte	NZEALAND	8.366	8.600	16.966
131	Grigorova Raina Ivanova	BULGARIA	9.033	9.100	18.133	114	Magluyan, Evelyn G.	PHILPINS	6.866	8.266	15.132
174	Ionescu, Atanasia	RUMANIA	9.000	9.133	18.133	52	Sorouri, Djamileh	IRAN	6.500	7.533	14.033
176	Dobosan, Cristina	RUMANIA	9.000	9.133	18.133	115	Floro, Maria Luisa G.	PHILPINS	—	—	—
111	Parzer, Henriette	AUSTRALA	9.066	9.066	18.132	186	Chai, Kuang Tai	TAIWAN	—	—	—
55	Brisepierre, Jacqueline	FRANCE	9.066	9.033	18.099	105	Hancock, Lynette Beverly	AUSTRALA	—	—	—
132	Alexandrova, Liliana L.	BULGARIA	8.900	9.133	18.033	Individual Final					
47	Corrigan, Kathleen M.	U.S.A.	8.966	9.066	18.032	Place No.	Name	Country	Final	Reserved	Total
82	Lambert, Anne-Marie	SWEDEN	8.933	9.066	17.999	1	21	Latynina, Larisa	9.866	9.733	19.599
141	Daley, Gail Marion	CANADA	8.866	9.100	17.966			U.S.S.R.			
101	Bedford, Janice May	AUSTRALA	9.033	8.916	17.949	2	23	Astakhova, Polina	9.800	9.700	19.500
112	Lehtonen, Eira Marita	FINLAND	8.900	9.033	17.933			U.S.S.R.			
143	Rutherford, Monica K.	BRITAIN	8.800	9.100	17.900	3	11	Janosi, Ducza Aniko	9.700	9.600	19.300
83	Lindahl, Gerola Margareta	SWEDEN	8.766	8.966	17.732			HUNGARY			
104	Buffham, Valerie Ivy	AUSTRALA	8.700	9.000	17.700	4	61	Radochla, Birgit	9.700	9.599	19.299
								GERMANY			
						5	62	Fost, Ingrid	9.700	9.566	19.266
								GERMANY			
						6	121	Caslavska, Vera	9.466	9.633	19.099
								CZECHSLV			

Team Classification==Classement des équipes

Previous Olympic Winners

1928	NETHLAND	1952	U.S.S.R.
1936	GERMANY	1956	U.S.S.R.
1948	CZECHSLV	1960	U.S.S.R.

PLACE	COUNTRY	COMPULSORY EXERCISES				OPTIONAL EXERCISES				TOT.
NO.	NAME	H.V.	U.P.B.	BEAM	FL.	H.V.	U.P.B.	BEAM	FL.	
1 U.S.S.R.										
21	Latynina, Larisa	9.500	9.533	9.500	9.666	9.666	9.600	9.733	9.800	76.998
23	Astakhova, Polina	9.466	9.633	9.400	9.700	9.566	9.700	9.800	9.700	76.965
24	Manina, Tamara	9.400	9.433	9.466	9.500	9.366	8.966	9.800	9.466	75.397
25	Volchetskaya, Elena	9.633	9.400	9.366	9.433	9.600	9.233	9.600	9.500	75.765
26	Zamotailova, Tamara	9.366	9.533	9.200	9.400	9.400	9.533	9.533	9.433	75.398
27	Gromova, Ludmila	9.400	9.500	9.266	9.300	9.400	8.533	9.433	9.566	74.398
	Best 5.	47.399	47.632	46.998	47.699	47.632	47.032	48.466	48.032	380.890
2 CZECHSLV										
121	Caslavska, Vera	9.700	9.666	9.566	9.500	9.800	9.766	9.800	9.766	77.564
122	Ruzickova, Hana	9.433	9.400	9.466	9.400	9.433	9.633	9.766	9.566	76.097
123	Sedlackova, Jaroslava	9.433	9.366	9.400	9.300	9.500	9.600	9.566	9.433	75.598
124	Tkacikova, Adolfina	9.400	9.400	9.366	9.333	9.566	9.333	9.533	9.400	75.331
125	Krajcirova, Marie	9.400	9.466	9.266	9.200	9.500	9.500	9.300	9.266	74.898
126	Posnerova, Jana	9.466	9.400	9.300	9.300	9.433	9.033	9.500	9.333	74.765
	Best 5.	47.432	47.332	47.098	46.833	47.799	47.832	48.165	47.498	379.989
3 JAPAN										
31	Ikeda, Keiko	9.466	9.466	9.466	9.500	9.533	9.300	9.700	9.600	76.031
32	Aihara, Toshiko	9.633	9.466	9.333	9.533	9.600	9.633	9.266	9.533	75.997
33	Ono, Kiyoko	9.500	9.366	9.233	9.400	9.466	9.600	9.500	9.600	75.665
34	Nakamura, Taniko	9.533	9.400	9.133	9.300	9.400	9.566	9.466	9.400	75.198
35	Tsuji, Hiroko	9.466	9.266	9.233	9.233	9.333	9.300	9.400	9.366	74.597
36	Chiba, Ginko	9.466	9.233	9.133	9.300	9.500	9.433	9.300	9.300	74.665
	Best 5.	47.598	46.964	46.393	47.033	47.499	47.532	47.366	47.499	377.889
4 GERMANY										
61	Radochla, Birgit	9.766	9.433	9.400	9.566	9.600	9.500	9.533	9.633	76.431
62	Fost, Ingrid	9.500	9.300	9.366	9.533	9.500	9.366	9.300	9.600	75.465
63	Starke, Ute	9.600	9.433	9.333	9.500	9.500	9.433	9.400	9.433	75.632
64	Felgner, Christel	9.300	9.266	9.200	9.333	9.366	9.233	9.150	9.166	74.014
65	Mannewitz, Karin	9.266	9.333	9.266	9.366	9.166	9.366	9.300	9.300	74.363
66	Stolz, Barbara	9.266	9.100	9.133	9.200	9.266	9.266	9.133	9.066	73.430
	Best 5.	47.432	46.765	46.565	47.298	47.232	46.931	46.683	47.132	376.038
5 HUNGARY										
11	Janosi, Ducza Aniko	9.266	9.166	9.433	9.600	9.400	9.400	9.466	9.600	75.331
12	Kovacs, Mak Gyongyi	9.266	9.200	9.266	9.400	9.300	9.466	9.433	9.266	74.597
13	Makray, Katalin	9.133	9.566	9.333	9.466	9.266	9.600	9.466	9.500	75.330
14	Tressel, Maria	9.300	9.466	9.300	9.500	9.033	9.500	9.433	9.400	74.932
15	Muller, Katalin	9.200	9.300	9.400	9.333	9.266	9.300	9.500	9.266	74.565
16	Erdosi, Tolnai Marta	9.466	9.200	9.200	9.266	9.366	9.200	9.333	9.200	74.231
	Best 5.	46.498	46.732	46.732	47.299	46.598	47.266	47.298	47.032	375.455


PLACE	COUNTRY	COMPULSORY EXERCISES				OPTIONAL EXERCISES				TOT.
NO.	NAME	H.V.	U.P.B.	BEAM	FL.	H.V.	U.P.B.	BEAM	FL.	
6 RUMANIA										
	171 Iovan, Sonia	9.433	9.433	9.366	9.266	9.466	9.533	9.500	9.400	75.397
	172 Popescu, Elena	9.266	9.366	9.366	9.300	9.366	9.400	9.533	9.533	75.130
	173 Lita, Emilia	9.166	9.233	9.166	9.066	8.466	9.366	9.266	9.266	72.995
	174 Ionescu, Atanasia	9.300	9.166	9.166	9.000	9.200	9.433	9.300	9.133	73.698
	175 Ceampelea, Elena	9.266	9.133	9.166	9.000	9.400	9.266	9.400	9.200	73.831
	176 Dobosan, Cristina	9.266	9.166	9.100	9.000	9.266	9.266	8.300	9.133	72.497
	Best 5.	46.531	46.364	46.230	45.632	46.698	46.998	46.999	46.532	371.984
7 POLAND										
	161 Apostolska, Elzbieta	9.233	9.000	9.166	9.200	9.300	9.133	9.466	9.333	73.831
	162 Miler, Dorota	9.400	9.100	9.133	9.033	9.300	9.000	9.333	9.166	73.465
	163 Niedurna, Gizela	8.933	9.133	9.300	9.200	9.133	9.000	8.366	9.300	72.365
	164 Eustachiewicz, Barbara	9.233	9.300	9.066	9.066	9.300	9.333	9.366	9.533	72.197
	165 Brylka, Gerda	9.366	9.000	9.266	9.266	9.433	9.233	9.466	9.533	74.563
	166 Wilczek, Malgorzata	9.400	9.033	9.366	9.333	9.466	9.266	9.333	9.366	74.563
	Best 5.	46.632	45.566	46.231	46.065	46.799	45.965	46.964	47.065	371.287
8 SWEDEN										
	81 Egman, Laila Solveig	9.433	9.400	9.100	9.166	9.366	8.833	9.300	9.166	73.764
	82 Lambert, Anne-Marie	9.200	9.166	9.066	8.933	9.066	9.166	9.133	9.066	72.796
	83 Lindahl, Gercla Margareta	9.300	9.300	8.966	8.766	9.066	9.233	9.166	8.966	72.763
	84 Lindstrom, Ulla Margareta	9.266	8.833	9.100	9.233	9.233	8.960	9.200	9.133	72.898
	85 Lundquist, Anna Marie	9.300	9.200	9.100	9.300	9.266	9.133	9.166	9.333	73.798
	86 Rydell, Ewa, Margareta	9.366	9.300	9.000	9.200	9.233	8.800	9.400	9.300	73.599
	Best 5.	46.665	46.366	45.366	45.832	46.164	45.265	46.232	45.998	367.888
9 U.S.A.										
	42 Grossfeld, Muriel Davis	8.800	9.266	8.933	9.433	8.600	8.133	9.466	9.433	72.064
	43 McClements, D. E.	9.400	9.066	9.000	9.333	9.466	9.233	9.233	9.333	74.064
	44 Metheny, Linda Jo	9.333	9.400	9.166	9.133	8.933	9.300	9.533	9.200	73.998
	45 Speaks, Janie Lee	9.233	8.533	9.066	9.066	9.200	8.166	9.300	9.300	71.864
	46 Walther, Marie Sue	9.233	9.366	8.900	9.300	9.033	7.500	9.366	9.333	72.031
	47 Corrigan, Kathleen M.	9.400	8.933	8.900	8.966	9.300	9.100	9.166	9.066	72.831
	Best 5.	46.599	46.031	45.055	46.265	45.932	43.932	46.898	46.599	367.321
10 AUSTRALIA										
	101 Bedford, Janice May	9.000	7.833	8.900	9.033	8.033	8.133	9.133	8.916	68.981
	102 Fletcher, Barbara Kay	8.300	8.233	8.966	8.866	8.666	8.600	9.233	8.766	69.630
	103 Roberts, Valerie Lois	8.966	8.000	8.900	8.800	8.433	8.466	9.033	8.666	69.264
	104 Buffham, Valerie Ivy	9.166	7.966	8.633	8.700	9.033	8.466	8.466	9.000	69.430
	105 Hancock, Lynette Beverly	—	—	—	—	—	—	—	—	—
	106 Cage, Barbara Anne	8.600	7.366	8.333	8.666	8.466	7.633	7.133	8.733	64.930
	Best 5.	44.032	39.398	43.732	44.065	42.631	41.298	42.998	44.081	342.235
BELGIUM										
	51 Grymonprez, Veronica	9.333	9.100	9.233	9.233	9.233	8.966	9.033	9.133	73.264
IRAN										
	52 Sorouri, Djamileh	5.733	3.000	7.233	6.500	6.933	5.000	8.000	7.533	49.932
FRANCE										
	54 Baelen, Monique	9.200	9.166	9.166	9.133	9.000	9.066	9.200	9.033	72.964
FRANCE										
	55 Brisepierre, Jacqueline	8.933	9.100	9.066	9.066	9.066	7.666	9.133	9.033	71.063
FRANCE										
	56 Letourneur, Evelyne	9.100	9.266	9.266	9.233	9.033	9.266	8.766	9.166	73.096

The men's Gymnastic events



Winners in the men's individual competition ① Y. Endo (JPN) ② V. Lisitsky (URS), B. Shakhlin (URS), S. Tsurumi (JPN)

Men's team winners ① Japan ② U.S.S.R. ③ Germany





F. Menichelli (ITA) during the men's individual Floor Exercises and below the victory ceremony





B. Shakhlin during the men's individual Horizontal Bar events (above) and (below) the winners

- ① **B. Shakhlin** (URS)
- ② **Y. Titov** (URS)
- ③ **M. Cerar** (YUS)




T. Hayata of Japan in the men's individual Rings events and below the winners ① T. Hayata (JPN) ② F. Menichelli (ITA) and ③ B. Shakhlin (URS)





Above is M. Cerar who won the men's individual Side Horse event. Below the winners

- ① M. Cerar (YUS)
- ② S. Tsurumi (JPN)
- ③ Y. Tsapenko (URS)




In the men's individual Long Horse Vault events. Above H. Yamashita, Japan, who was placed first. Below


- ① H. Yamashita (JPN)
- ② V. Lisitsky (URS)
- ③ H. Rantakari (FIN)




Men's individual Parallel Bars events showing
Y. Endo of Japan. Below the winners

- ① Y. Endo (JPN)
- ② S. Tsurumi (JPN)
- ③ F. Menichelli (ITA)





The Gymnasium where the Gymnastic events took place




Women's Gymnastic events



In the women's individual Balance Beam event, V. Caslavka (CZS) and (below) the winners

- ① V. Caslavka (CZS)
- ② T. Manina (URS)
- ③ L. Latynina (URS)



The women's individual Horse Vault which was won by V. Caslavka (CZS) above. Winners (below) show

- ① V. Caslavka (CZS)
- ② L. Latynina (URS)
- B. Radochla (GER)



Women's individual Floor Exercises showing
L. Latynina (URS) and (below) the winners
① L. Latynina (URS)
② P. Astakhova (URS)
③ A. Janosi (HUN)





Above is P. Astakhova (URS) during the women's individual Uneven Parallel Bars event, below, the winners

- ① P. Astakhova (URS)
- ② K. Makray (HUN)
- ③ L. Latynina (URS)



Winners in the women's individual apparatus

- ① V. Caslavka (CZS)
- ② L. Latynina (URS)
- ③ P. Astakhova (URS)




The Victory Ceremony for the women's team competitions

- ① U.S.S.R.
- ② Czechoslovakia
- ③ Japan




Beauty and Rhythm



V. Caslavska

L. Latynina





P. Astakhova caught during the Balance Beam event



T. Ono who captained the Japanese team



Weight Lifting==Haltérophilie

Federation Internationale	W.W. R. Holland	J. Przedelski (POLAND)
Halterophile et Culturiste	(Britain)	P. Guenov (BULGARIA)
President C.H. Johnson (U.S.A.)	Jury of Appeal	Side J. M. Betrian (NETHANTL)
General Oscar State (Britain)	C.H. Johnson (U.S.A.)	Referees K. Artemyev (U.S.S.R.)
Secretary	B. Nyberg (FINLAND)	Iguchi, Yukio (JAPAN)
Japan Weight-Lifting Association	D. Abraham (INDIA)	K. Ganguly (INDIA)
President Nishikawa, Shoichi	A.M. Geissa (U.A.R.)	K. N. Kolev (BULGARIA)
Vice-Kyogoku, Takatoshi	K. Nazarov (U.S.S.R.)	A. Naderi (IRAN)
President Yukio Iguchi	Reserves L. De Loen (PANAMA)	R. Geeraerts (MOROCCO)
Headquarters of the Competition	A.M. Bakhtiar (IRAN)	J. Witucki (POLAND)
Akamine, Shigeru	Chief J. Terpak (U.S.A.)	D. A. Matlin (U.S.A.)
Nonaka, Yoshiharu	Referees J. Dame (FRANCE)	E. Hassanein (U.A.R.)
Iida, Katsuyasu	E. S. Dorotheo (PHILPIN)	G. A. De Jongh
Iida, Sadataro	W.W. R. Holland	(NETHANTL)
Technical Delegate	(BRITAIN)	J. Szpringer (ISRAEL)
Oscar State (Britain)	B. Poula (CZECHSLV)	

Time Table—Shibuya Public Hall

Oct.	Categories	Section A (a. m.)		Section B (p. m.)	
		Weighing in	START	Weighing in	START
11th (Sun.)	Bantam Weight	9.00	10.00	15.00	16.00
2th (Mon.)	Feather Weight	9.00	10.00	15.00	16.00
13th (Tues.)	Light Weight	9.00	10.00	15.00	16.00
14th (Wed.)	Middle Weight	9.00	10.00	15.00	16.00
16th (Fri.)	Light Heavy Weight	9.00	10.00	15.00	16.00
17th (Sat.)	Middle Heavy Weight	9.00	10.00	15.00	16.00
18th (Sun.)	Heavy Weight	9.00	10.00	15.00	16.00

☆=WNR ○=ONR X=DISQ

Bantam Weight==Poids coq (56 kg)

18 countries 24 competitors (disqualified 2)

World Records

Press	117.5	F. Baez	P. RICO	1964
Snatch	108.0	S. Ichinoseki	JAPAN	1963
Jerk	139.5	C. Ching-Kai	CHINA	1957
Total	352.5	Y. Miyake	JAPAN	1962

Olympic Records

Press	105.0	J. De Pietro	U.S.A.	1948
Snatch	107.5	C. Vinci	U.S.A.	1960
Jerk	135.0	Yu In Ho	KOREA	1956
Total	345.0	C. Vinci	U.S.A.	1960

Previous Olympic Winners

1948	J. De Pietro	U.S.A.	1956	C. Vinci	U.S.A.
1952	I. Oudodov	U.S.S.R.	1960	C. Vinci	U.S.A.

Place	Name	Country	Weight	Press	Snatch	Jerk	Total
1	Vakhonin, Alexey	U.S.S.R.	55.75	○110.0	105.0	○142.5	☆○357.5
2	Foldi, Imre	HUNGARY	55.30	○115.0	102.5	○137.5	☆○355.0
3	Ichinoseki, Shiro	JAPAN	55.70	100.0	○110.0	○137.5	○347.5
4	Trebicki, Henryk	POLAND	55.75	105.0	102.5	135.0	342.5
5	Yang, Mu Shin	KOREA	55.50	97.5	107.5	135.0	340.0
6	Furuyama, Yukio	JAPAN	55.85	105.0	100.0	130.0	335.0




Bantam-weight Division winner A. Vakhonin (URS) and the medalists

A. Vakhonin (URS), vainqueur de la catégorie Poids coq et les médaillés

① A. Vakhonin(URS)

② I. Foldi (HUN)

③ S. Ichinoseki (JPN)



7	Yu, In-Ho	KOREA	55.90	97.5	100.0	○137.5	33.50
8	Dias, Martin	B. GUIANA	55.95	100.0	102.5	132.5	335.0
9	Nagy, Robert	HUNGARY	55.40	100.0	105.0	125.0	330.0
10	Eslami, Rajabi	IRAN	55.80	100.0	100.0	130.0	330.0
11	Hereit, Mohamed	U.A.R.	55.80	102.5	97.5	127.5	327.5
12	Grandi, Renzo	ITALY	55.90	105.0	92.5	130.0	327.5
13	Baez, Fernando Luis	P. RICO	55.70	○107.5	87.5	127.5	322.5
14	Ghosh, M. L.	INDIA	55.65	87.5	95.0	130.0	312.5
15	Nasiri-Seresht, Mohammad	IRAN	54.10	105.0	85.0	120.0	310.0
16	Chit Mya	BURMA	55.55	90.0	95.0	125.0	310.0
17	Chua, Phung Kim	MALAYSIA	55.45	90.0	95.0	122.5	307.5
18	Sukchinda, Chaiya	THAILAND	53.30	87.5	95.0	120.0	302.5
19	Curriel, Hector Publio	N. ANTIL	55.35	85.0	90.0	125.0	300.0
20	Azam, Muhammad	PAKISTAN	55.05	87.5	87.5	120.0	295.0
21	Hay, Gerald	AUSTRALA	55.10	80.0	95.0	115.0	290.0
22	Coffa, Salvatore	AUSTRALA	55.90	82.5	82.5	110.0	275.0
	Chongrak, Sermbhan	THAILAND	55.55	95.0	90.0	X120.0	—
	Chung, Nan Fei	TAIWAN	55.75	95.0	X92.5	—	—

Feather Weight—Poid plume (60 kg)

20 countries 22 competitors (disqualified)

World Records

Press	126.0	H. Fukuda	JAPAN	1964
Snatch	123.0	Y. Miyake	JAPAN	1964
Jerk	150.5	Y. Miyake	JAPAN	1963
Total	387.5	Y. Miyake	JAPAN	1964

Olympic Records

Press	120.0	E. Minaev	U.S.S.R.	1960
Snatch	110.0	S. Mannironi	ITALY	1960
Jerk	142.5	E. Minaev	U.S.S.R.	1960
Total	372.5	E. Minaev	U.S.S.R.	1960

Previous Olympic Winners

1920	F. De Haes	BELGIUM	1948	M. Fayad	EGYPT
1924	P. Habetti	ITALY	1952	R. Tchimishkian	U.S.S.R.
1928	F. Andrysek	AUSTRIA	1956	I. Berger	U.S.A.
1932	R. Suvinny	FRANCE	1960	E. Minaev	U.S.S.R.
1936	A. Terlazzo	U.S.A.			

Place	Name	Country	Weight	Press	Snatch	Jerk	Total
1	Miyake, Yoshinobu	JAPAN	59.35	○122.5	○122.5	○152.5	☆○397.5
2	Berger, Isaac	U.S.A.	59.55	○122.5	107.5	☆○152.5	○382.5
3	Nowak, Mieczyslaw	POLAND	59.85	112.5	○115.0	○150.0	○377.5
4	Fukuda, Hiroshi	JAPAN	59.55	120.0	○115.0	140.0	○375.0
5	Mannironi, Sebastiano	ITALY	59.70	112.5	○112.5	○145.0	370.0
6	Kim, Hae Nam	KOREA	59.80	115.0	○112.5	140.0	367.5
7	Kozlowski, Rudolf	POLAND	59.55	110.0	107.5	140.0	357.5
8	Abbas, Hosni	U.A.R.	59.65	105.0	100.0	137.5	342.5
9	Lee, Ildefonso	PANAMA	59.15	105.0	102.5	132.5	340.0
10	Chung, Kum Weng	MALAYSIA	59.80	110.0	92.5	132.5	335.0
11	Eberle, Martin	GERMANY	59.95	107.5	97.5	130.0	335.0
12	Serrano, Pedro	P. RICO	59.95	100.0	105.0	127.5	332.5
13	Das, L. K.	INDIA	60.00	100.0	100.0	132.5	332.5
14	Mansour, Zuhair	IRAQ	59.40	107.5	97.5	125.0	330.0
15	Newton, George	BRITAIN	59.75	100.0	102.5	122.5	325.0
16	Chang, Ming Chung	TAIWAN	59.25	97.5	95.0	130.0	322.5
17	Alanis, Mauro	MEXICO	59.45	95.0	90.0	130.0	315.0
18	Salter, Allen	CANADA	58.95	95.0	92.5	125.0	312.5
19	Marguccio, Antonio	AUSTRALA	59.90	87.5	95.0	125.0	307.5
20	Edberg, Enar	SWEDEN	59.50	95.0	90.0	120.0	305.0
	Tiamsert, Snan	THAILAND	59.25	95.0	80.0	X120.0	—
	Fitzi, Balas	RUMANIA	59.70	115.0	X100.0	—	—

Light Weight==poids léger (67.5 kg)

18 countries 20 competitors (disqualified 1)

World Records

Press	140.0	B. Petrov	BULGARIA	1964
Snatch	132.5	W. Baszancwski	POLAND	1964
Jerk	168.0	W. Baszanowski	POLAND	1964
Total	430.0	W. Baszanowski	POLAND	1964

Olympic Records

Press	125.0	R. Khabutoinov	U.S.S.R.	1956
Snatch	122.5	V. Bushuev	U.S.S.R.	1960
Jerk	155.0	Tan Howe Liang	SINGAPOR	1960
Total	397.5	V. Bushuev	U.S.S.R.	1960



Previous Olympic Winners

1920	A. Nyland	ESTONRIA	1936	R. Fein	AUSTRIA
1924	E. Decottignies	FRANCE	1948	I. Shams	EGYPT
1928	H. Haas	AUSTRIA	1952	T. Kono	U.S.A.
	K. Helbig	GERMANY	1956	I. Rybak	U.S.S.R.
1932	R. Duverger	FRANCE	1960	V. Bushuev	U.S.S.R.
1936	M. Mesbah	EGYPT			

Place	Name	Country	Weight	Press	Snatch	Jerk	Total
1	Baszanowski, Waldemar	POLAND	67.15	○132.5	○135.0	○165.0	☆○432.5
2	Kaplunov, Vladimir	U.S.S.R.	67.50	○140.0	○127.5	○165.0	☆○432.5
3	Zielinski, Marian	POLAND	66.65	○140.0	120.0	○160.0	○420.0
4	Gercy, Anthony Michael	U.S.A.	67.50	○127.5	○125.0	○160.0	○412.5
5	Otahal, Zdenek	CZECHSLV	66.85	○130.0	117.5	152.5	○400.0
6	Yamazaki, Hiroshi	JAPAN	67.40	120.0	120.0	○157.5	397.5
7	Jalayer, Parviz	IRAN	67.30	120.0	120.0	155.0	395.0
8	Kornprobst, Alfred	GERMANY	67.40	122.5	112.5	150.0	385.0
9	Saleh, Hessein	U.A.R.	66.80	125.0	115.0	142.5	382.5
10	Rashid, Mahmood	IRAQ	66.75	117.5	112.5	137.5	367.5
11	Gittens, Hugo	TRI-TBAG	67.25	117.5	105.0	145.0	367.5
12	Abbas, Aziz	IRAQ	66.70	115.0	107.5	142.5	365.0
13	Mya Thein	BURMA	66.75	110.0	105.0	145.0	360.0
14	Lab, Philippe	SWITZ	67.25	112.5	107.5	140.0	360.0
15	Petrov, Bogomil Tsvetanov	BULGARIA	66.95	125.0	107.5	125.0	357.5
16	Westlin, Sven Erik	SWEDEN	67.40	110.0	102.5	140.0	352.5

17	Monk, Rudy Ernst	N. ANTIL	67.10	120.0	100.0	130.0	350.0
18	Haroon, Niras	THAILAND	67.10	100.0	100.0	137.5	337.5
19	Boo, Kim Siang	MALAYSIA	66.80	97.5	102.5	135.0	335.0
	Yeh, Juei Feng	TAIWAN	65.50	X102.5	—	—	—

The first place Light-weight Division W. Baszanowski (POL) right, and left the medalists W. Baszanowski (POL), vainqueur de la catégorie Poids léger, à droite, et à gauche, les médaillés
 ① W. Baszanowski (POL) ② Kaplunov (URS)
 ③ M. Zielinski (POL)



Middle Weight—Poids Moyen (75kg)

17 countries 19 competitors (disqualified 2)

World Records

Press	147.0	A. Kurinov	U.S.S.R.	1964
Snatch	140.5	V. Belyaev	U.S.S.R.	1963
Jerk	175.5	V. Belyaev	U.S.S.R.	1964
Total	445.0	V. Kurentsov	U.S.S.R.	1964


Olympic Records

Press	140.0	T. Kono	U.S.A.	1960
Snatch	132.5	A. Kurinov	U.S.S.R.	1960
Jerk	170.0	A. Kurinov	U.S.S.R.	1960
Total	437.5	A. Kurinov	U.S.S.R.	1960

Previous Olympic Winners

1920	B. Gance	FRANCE	1948	F. Spellman	U.S.A.
1924	C. Galimberti	ITALY	1952	P. George	U.S.A.
1928	F. Roger	FRANCE	1956	F. Bogdanovski	U.S.S.R.
1932	R. Ismayr	GERMANY	1960	A. Kurinov	U.S.S.R.
1936	K. El Thouni	EGYPT			

Place	Name	Country	Weight	Press	Snatch	Jerk	Total
1	Zdrasila, Hans	CZECHSLV	74.85	130.0	○137.5	☆○177.5	○445.0
2	Kurentsov, Victor	U.S.S.R.	73.95	135.0	130.0	○175.0	○440.0
3	Ohuchi, Masashi	JAPAN	74.40	140.0	○135.0	162.5	437.5
4	Lee, Jong Sup	KOREA	74.80	130.0	127.5	○175.0	432.5
5	Miwa, Sadahiro	JAPAN	74.65	120.0	132.5	170.0	422.5



Middle-weight winner H. Zdrzila (CZS) during the Snatch

H. Zdrzila (CZC), vainqueur des Poids moyen pendant l'araché à deux bras

6	Huszka, Mihaly	HUNGARY	74.80	135.0	125.0	160.0	420.0
7	Maier, Rolf	FRANCE	74.75	130.0	122.5	165.0	417.5
8	Konarov, Veliko K.	BULGARIA	74.45	130.0	130.0	155.0	415.0
9	Pagan, V. A.	P. RICO	74.65	127.5	127.5	160.0	415.0
10	Mohammed, Nadum	IRAQ	74.00	127.5	125.0	155.0	407.5
11	Tan, Howe Liang	MALAYSIA	74.45	130.0	115.0	155.0	400.0
12	Chao, Cheng Hsueg	TAIWAN	73.90	120.0	120.0	157.5	397.5
13	Jean, Pierre St	CANADA	74.25	115.0	125.0	155.0	395.0
14	Pearman, Michael Mick	BRITAIN	74.90	120.0	117.5	150.0	387.5
15	Pe Aye,	BURMA	73.65	122.5	112.5	150.0	385.0
16	Haydar, Joseph	AUSTRALA	74.85	112.5	115.0	147.5	375.0
17	Tazi, Abderahim	MOROCCO	73.35	112.5	107.5	135.0	355.0
	Hur, Chang Bum	KOREA	74.80	130.0	125.0	X165.0	—
	Dittrich, Werner	GERMANY	74.40	135.0	X120.0	—	—

Middle-weight medalists—Les médaillés des Poids moyen

① H. Zdrzila (CZS) ② V. Kurentsov (URS) ③ M. Ohuchi (JPN)



Light Heavy Weight=Poids Mi-lourd (82.5 kg)

21 countries 24 competitors (disqualified 3)

World Records

Press	—	160.0	G. Veres	HUNGARY	1963
Snatch	—	147.5	L. Riecke	U.S.A.	1964
Jerk	—	187.0	G. Veres	HUNGARY	1963
Total	—	477.5	G. Veres	HUNGARY	1963

Olympic Records

Press	—	140.0	T. Kono	U.S.A.	1956
Snatch	—	132.5	T. Kono	U.S.A.	1956
Jerk	—	180.0	I. Palinski	POLAND	1960
Total	—	447.5	T. Kono	U.S.A.	1956


**Light Heavy-weight winners****Les vainqueurs des Poids mi-lourd**

- ① R. Plyukfeider (URS) ② G. Toth (HUN)
 ③ G. Veres (HUN)


Previous Olympic Winners

1920	E. Cadine	FRANCE	1948	S. Stanczyk	U.S.A.
1924	C. Rigoulot	FRANCE	1952	T. Lomakin	U.S.S.R.
1928	S. Nosseir	EGYPT	1956	T. Kono	U.S.A.
1932	L. Hostin	FRANCE	1960	I. Palinski	POLAND
1936	L. Hostin	FRANCE			

Place	Name	Country	Weight	Press	Snatch	Jerk	Total
1	Plyukfeider, Rudolf	U.S.S.R.	81.80	○150.0	○142.5	○182.5	○475.0
2	Toth, Geza	HUNGARY	81.80	○145.0	○137.5	○185.0	○467.5
3	Veres, Gyozo	HUNGARY	82.35	○155.0	○135.0	177.5	○467.5
4	Kaczkowski, Jerzy	POLAND	82.05	○145.0	○135.0	177.5	○457.5
5	Cleveland, Cary Gayln	U.S.A.	81.75	○152.5	○135.0	167.5	○455.0
6	Lee, Hyungwoo	KOREA	82.50	○145.0	132.5	175.0	○452.5
7	Kangasniemi, Kaarlo Olavi	FINLAND	82.30	○150.0	○135.0	165.0	○450.0
8	Arnold, Karl	GERMANY	80.55	140.0	132.5	167.5	440.0
9	Kailajarvi, Jaakko Rafael	FINLAND	82.25	125.0	○140.0	170.0	435.0
10	Blackman, Sylvanus T.	BRITAIN	82.35	130.0	127.5	170.0	427.5
11	Penchev, Stantcho Tomov	BULGARIA	80.50	135.0	130.0	160.0	425.0
12	Estaki, Reza	IRAN	82.30	120.0	132.5	167.5	420.0
13	El Hanafi, M. A.	U.A.R.	81.60	135.0	122.5	160.0	417.5
14	Rijna, Fortunato Theodoron	N. ANTIL	81.55	132.5	117.5	160.0	410.0
15	Manners, George Russell	BRITAIN	81.70	125.0	122.5	162.5	410.0
16	Battaglia, Rene	MONACO	79.30	127.5	115.0	165.0	407.5
17	Vakakis, George	AUSTRALA	80.05	127.5	125.0	152.5	405.0
18	Hastik, Gerhard	AUSTRIA	81.50	130.0	115.0	152.5	397.5
19	Rocamora, Artemio E.	PHILPINS	81.00	122.5	115.0	152.5	390.0

R. Plyukfeider during the Light Heavy-weight Press**R. Plynkfeider au cours des Poids mi-lourd développ **

20	Adnan, Mustapha	MOROCCO	81.45	125.0	115.0	150.0	390.0
21	Cheng, Cheng Chung	TAIWAN	81.15	115.0	120.0	150.0	385.0
	Paterni, Marcel	FRANCE	81.65	147.5	132.5	X167.5	—
	Eguiguren, Martin Jose	ARGENTIN	82.00	110.0	X110.0	—	—
	Lim, Miang Kok	MALAYSIA	81.00	X122.5	—	—	—



Middle Heavy-weight winner V. Golovanov (URS) during the Jerk, and below the winners V. Golovanov (VRS), vainqueur des Poids lourd-léger durant le com bat de jeté, et, an-dessous, les vainqueurs
 ① V. Golovanov (URS) ② L. Martin (GBI) ③ I. Palinski (POL)

Middle Heavy Weight==Poids Lour=léger (90 kg)
 18 countries 19 competitors (disqualified 2)

World Records

Press	—	165.5	N. Mironenko	U.S.S.R.	1964
Snatch	—	149.0	V. Berlisov	U.S.S.R.	1964
Jerk	—	190.0	I. Palinski	POLAND	1961
Total	—	480.0	L. Martin	BRITAIN	1962

Olympic Records

Press	—	157.5	T. Lomakin	U.S.S.R.	1960
Snatch	—	142.5	A. Vorobyev	U.S.S.R.	1960
Jerk	—	177.5	N. Shemansky	U.S.A.	1952
Total	—	472.5	A. Vorobyev	U.S.S.R.	1960

Previous Olympic Winners

1952	N. Schemansky	U.S.A.
1956	A. Vorobyev	U.S.S.R.
1960	A. Vorobyev	U.S.S.R.



Place	Name	Country	Weight	Press	Snatch	Jerk	Total
1	Golovanov, Vladimir	U.S.S.R.	89.80	○165.0	142.5	○180.0	☆○487.5
2	Martin, Louis George	BRITAIN	89.45	155.0	140.0	○180.0	○475.0
3	Palinski, Ireneusz	POLAND	89.65	150.0	135.0	○182.5	467.5
4	March, William Frederick	U.S.A.	89.80	155.0	135.0	177.5	467.5
5	Baroga, Lazar	RUMANIA	89.25	145.0	135.0	○180.0	460.0

6	Nemessanyi, Arpad	HUNGARY	89.90	140.0	142.5	177.5	460.0
7	Kailajarvi, Jouni Kalervo	FINLAND	88.30	145.0	127.5	○180.0	452.5
8	Tachev, Petar Vitanov	BULGARIA	89.40	145.0	130.0	170.0	445.0
9	Lewis, John	CANADA	89.65	135.0	137.5	167.5	440.0
10	Herbst, Kurt	AUSTRIA	88.90	135.0	132.5	170.0	437.5
11	Pekunlu, Sadik	TURKEY	89.75	140.0	125.0	170.0	435.0
12	Cheng, Sheng Teh	TAIWAN	86.90	125.0	135.0	170.0	430.0
13	Asp, Per Ingvar	SWEDEN	89.75	135.0	122.5	165.0	422.5
14	Fehr, Norbert	GERMANY	89.55	125.0	125.0	160.0	410.0
15	Torres, F.	P. RICO	89.75	132.5	120.0	155.0	407.5
16	Hall, Graeme Lansell	AUSTRALA	88.00	130.0	115.0	145.0	390.0
17	Mahmoud, Shakir	IRAQ	89.30	115.0	117.5	150.0	382.5
	Riecke, Louis George Jr.	U.S.A.	89.35	147.5	X140.0	—	—
	Leong, Chim Seong	MALAYSIA	88.75	X132.5	—	—	—

Heavy Weight=Poids Lourd (Over 90 kg)

19 Countries 21 Competitors (disqualified 1)

World Records

Press	196.0	Y. Vlasov	U.S.S.R.	1964
Snatch	170.5	Y. Vlasov	U.S.S.R.	1964
Jerk	215.5	Y. Vlasov	U.S.S.R.	1964
Total	580.0	Y. Vlasov	U.S.S.R.	1964


Olympic Records

Press	180.0	Y. Vlasov	U.S.S.R.	1960
Snatch	155.0	Y. Vlasov	U.S.S.R.	1960
Jerk	202.0	Y. Vlasov	U.S.S.R.	1960
Total	537.5	Y. Vlasov	U.S.S.R.	1960

Previous Olympic Winners

1920	F. Bottino	ITALY	1948	J. Davis	U.S.A.
1924	G. Tonani	ITALY	1952	J. Davis	U.S.A.
1928	J. Strassberger	GERMANY	1956	P. Anderson	U.S.A.
1932	J. Skobla	CZECHSLV	1960	Y. Vlasov	U.S.S.R.
1936	J. Manger	GERMANY			


Place	Name	Country	Weight	Press	Snatch	Jerk	Total
1	Zhabotinsky, Leonid	U.S.S.R.	154.45	○187.5	○167.5	☆○217.5	○572.5
2	Vlasov, Yury	U.S.S.R.	136.40	☆○197.5	○162.5	○210.0	○570.0
3	Schemansky, Norbert	U.S.A.	120.90	180.0	○165.0	192.5	537.5
4	Gubner, Gary Jay	U.S.A.	125.45	175.0	150.0	187.5	512.5
5	Ecsér, Karoly	HUNGARY	133.50	175.0	147.5	185.0	507.5
6	Ibrahim, Mohamed	U.A.R.	110.50	162.5	145.0	187.5	495.0
7	Veselinov, Ivan Todorov	BULGARIA	115.40	165.0	135.0	190.0	490.0
8	Hwang, Ho Dong	KOREA	113.00	162.5	135.0	185.0	482.5
9	Oliver, Donald Carthew	NZEALAND	134.10	157.5	132.5	190.0	480.0
10	Reding, Serge	BELGIUM	114.40	167.5	130.0	180.0	477.5
11	Rieger, Manfred	GERMANY	104.15	150.0	140.0	185.0	475.0
12	Borumand, Manuchehr	IRAN	112.60	155.0	140.0	170.0	465.0
13	Shannos, Arthur	AUSTRALA	120.70	150.0	130.0	185.0	465.0
14	Oun, Yao Ling	TAIWAN	105.80	147.5	145.0	167.5	460.0
15	Varona, Ernesto	CUBA	111.50	155.0	130.0	172.5	457.5
16	Juad, Abdulkhalic	IRAQ	122.90	147.5	125.0	172.5	445.0
17	Selvetti, Humberto	ARGENTIN	148.20	155.0	130.0	160.0	445.0
18	Querch, Udo	AUSTRIA	127.80	155.0	125.0	162.5	442.5
19	Abduljabbar, Hadi	IRAQ	120.10	152.5	127.5	160.0	440.0
20	Bailey, Brandon	TRI-TBAG	117.05	155.0	120.0	150.0	425.0
	Makinen, Eino Matias	FINLAND	118.35	137.5	X140.0	—	—



**In the Feather-weight
Division**

- ① Y. Miyake (JPN)
- ② I. Berger (USA)
- ③ M. Nowak (POL)





The gymnasium where the Weight-Lifting event took place


The Bantam-weight Division being won by A. Vakhonin


① A. Vakhonin (URS)

② I. Foldi (HUN)

③ S. Ichinoseki (JPN)







**The Heavy-weight Division being won by
L. Zhabotinsky**

- ① L. Zhabotinsky (URS)
- ② Y. Vlasov (URS)
- ③ N. Schemansky (USA)





Hockey

International Hockey Federation

President L. J. Quarles Van Ufford
(NETHLAND)
Vice Wolfgang Klee
President (AUSTRALA)
Ashwini Kumar (INDIA)
Pour Reinberg (GERMANY)
J. M. Sainz De Los
Terreros (SPAIN)
S. H. Saville (BRITAIN)
Secretary Rene G. Frank
General (BELGIUM)

Japan Hockey Association

President Inayama, Yoshihiro
Vice Horikoshi, Haruya
President Kitamura, Yoji
Kishi, Katsuo
Sumita, Ritsu
Bureau Member of I.H.F.
Hiro, Kentaro
Director Kubota, Sakae
General

Members of IHF for Tokyo Olympic

Technical Reue G. Frank
Delegate (BELGIUM)
A Demaurex (SWITZ)
Assistant to Technical Delegate
E. Glichich (FRANCE)
S. M. McIldowie
(S. AFRICA)

Appeal M. Raafat (U.A.R.)
Jury L. J. Quarles Van Ufford
(NETHLAND)
Pour Reinberg (GERMANY)
J. M. Sainz De Los
Terreros (SPAIN)
A. L. S. Dara (PAKISTAN)
S. M. Sait (INDIA)
C. M. Vliegthat
(NETHLAND)
W. D. Hooft Graafland
(NETHLAND)
A. Kumar (INDIA)
B. L. Gupta (INDIA)
W. A. Scott (NZEALAND)
G. Brinch Ciusti (ITALY)
I. M. Mahajan (INDIA)
J. Smeekens (BELGIUM)
Judge M. G. Cowlshaw (BRITAIN)
P. Negre (SPAIN)
G. J. Yeend (AUSTRALA)
K. Lall (HONGKONG)
F. H. Levy (AUSTRALA)
M. L. Festa (ITALY)
Usami, Toshio (JAPAN)
Ioki, Kazuo (JAPAN)
Sakamoto, Itaro (JAPAN)
Ito, Takeo (JAPAN)

Umpires B. L. Thomson (BRITAIN)
S. Mudaliar (INDIA)
R. Lelli (ITALY)
A. Abrar (PAKISTAN)
J. B. Hendley (BRITAIN)
J. Balmer (BRITAIN)
I. Hussain (PAKISTAN)
J. N. Pelkman (BRITAIN)
G. L. Chopra (KENYA)
W. Schinner (GERMANY)
V. T. Duray (MALAYSIA)
J. J. Jameson (INDIA)
K. Trapper (GERMANY)
G. K. Eaves (BRITAIN)
H. D. Kelly (NZEALAND)
J. A. Van Donelaar
(NETHLAND)
L. A. Elgershuizen
(NETHLAND)
A. F. Lathouwers
(NETHLAND)
S. M. Ayub (PAKISTAN)
Gurusewak Singh (INDIA)
J. McDowell (AUSTRALA)
M. C. McLaren (BRITAIN)
T. C. Bedelis (AUSTRALA)
Ichikawa, Hideo (JAPAN)
Matsunawa, Takashi
(JAPAN)

Programme for the Games of Hockey (Ground I)

Date	Time	Team Against	Pool
October	10:00—11:20	Spain—Netherlands	B
11 (Sun.)	11:40—13:00	Pakistan—Japan	A
12 (Mon.)	10:00—11:20	India—Germany	B
	11:40—13:00	Great Britain—New Zealand	A
13 (Tue.)	11:40—13:00	Kenya—New Zealand	A
14 (Wed.)	11:40—13:00	Belgium—Malaysia	B
15 (Thu.)	10:00—11:20	Spain—Canada	B
	11:40—13:00	Kenya—Australia	A
16 (Fri.)	11:40—13:00	Pakistan—Rhodesia	A
17 (Sat.)	11:40—13:00	Netherlands—Hong Kong	B
18 (Sun.)	11:40—13:00	India—Canada	B
19 (Mon.)	10:00—11:20	Germany—Hong Kong	B
	11:40—13:00	Great Britain—Japan	A
20 (Tue.)	(Reserve)		
21 (Wed.)	12:15—13:35	1st Pool A—2nd Pool B	
	13:55—15:15	1st Pool B—2nd Pool A	
22 (Thu.)	13:55—15:15	Match for 5th & 6th placing	
23 (Fri.)	12:15—13:35	Match for 3rd & 4th placing	
	13:55—15:15	Final	

Programme for the Games of Hockey (Ground II)

Date	Time	Team Against	Pool
October	10:00—11:20	New Zealand—Indonesia	A
11 (Sun.)	11:40—13:00	Malaysia—Hong Kong	B
	14:15—15:35	India—Belgium	B
12 (Mon.)	10:00—11:20	Pakistan—Kenya	A
	11:40—13:00	Australia—Rhodesia	A
13 (Thu.)	14:15—15:35	Netherlands—Canada	B
	10:00—11:20	Great Britain—Rhodesia	A
14 (Wed.)	10:00—11:20	Canada—Hong Kong	B
	11:40—13:00	India—Spain	B
15 (Thu.)	10:00—11:20	Netherlands—Belgium	B
	11:40—13:00	Japan—New Zealand	B
16 (Fri.)	13:15—15:35	Germany—Malaysia	B
	10:00—11:20	Australia—New Zealand	A
17 (Sat.)	10:00—11:20	Belgium—Canada	B
	11:40—13:00	Spain—Germany	B
18 (Sun.)	10:00—11:20	Great Britain—Kenya	A
	11:40—13:00	Spain—Hong Kong	B
19 (Mon.)	14:15—15:35	Japan—Rhodesia	A
	10:00—11:20	Malaysia—Canada	B
20 (Tue.)	11:40—13:00	Pakistan—Australia	A
	13:15—15:35	India—Netherlands	B
21 (Wed.)	(Reserve)		
		3rd Pool A—4th Pool B	
		3rd Pool B—4th Pool A	

Programme for the Games of Hockey (Ground III)

Date	Time	Team Against	Pool
October	10:00—11:20	Kenya—Rhodesia	A
11 (Sun.)	11:40—13:00	Germany—Canada	B
	14:15—15:35	Great Britain—Australia	A
12 (Mon.)	11:40—13:00	Belgium—Hong Kong	B
	14:15—13:35	Spain—Malaysia	B
13 (Tue.)	10:00—11:20	Australia—Japan	A
14 (Wed.)	10:00—11:20	Germany—Netherlands	B
15 (Thu.)	10:00—11:20	Pakistan—Great Britain	A
	14:15—15:35	India—Hong Kong	B
16 (Fri.)	10:00—11:20	Kenya—Japan	A
17 (Sat.)	10:00—11:20	India—Malaysia	B
18 (Sun.)	10:00—11:20	Netherlands—Malaysia	B
	11:40—13:00	Germany—Belgium	B
	14:15—15:35	Pakistan—New Zealand	A
19 (Mon.)	10:00—11:20	Spain—Belgium	B
	11:40—13:00	New Zealand—Rhodesia	A
20 (Tue.)	(Reserve)		

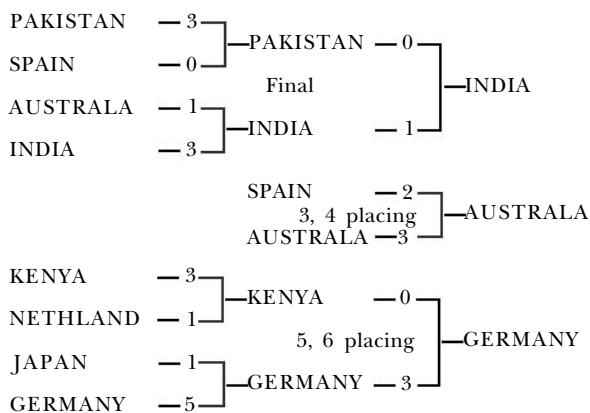
Notes : 15 Teams

Pool A	Pool B
1. Pakistan	2. India
4. Great Britain	3. Spain
5. Kenya	6. Germany
8. Australia	7. Netherlands
9. Japan	10. Belgium
12. New Zealand	11. Malaysia
13. Rhodesia	14. Canada
	15. Hong Kong

Previous Olympic Winners

1908	BRITAIN
1920	BRITAIN
1928	INDIA
1932	INDIA
1936	INDIA
1948	INDIA
1952	INDIA
1956	INDIA
1960	PAKISTAN

Final Tournament



First Round Summary Report Oct. 11~19

Pool A	Aus	Gbi	Jpn	Ken	Nzl	Pak	Rho	Games	Won	Tied	Lost	Disq	Goals	Opposite Goals	Match Points	Place
Australa	※	7-0	3-1	0-1	2-1	1-2	3-0	6	4	0	2	0	16	5	8	2
Britain	0-7	※	1-0	0-1	0-2	0-1	4-1	6	2	0	4	0	5	12	4	5
Japan	1-3	0-1	※	2-0	1-0	0-1	2-1	6	3	0	3	0	6	6	6	4
Kenya	1-0	1-0	0-2	※	3-2	2-5	0-0	6	3	1	2	0	7	9	7	3
Nzealand	1-2	2-0	0-1	2-3	※	0-2	1-2	6	1	0	5	0	6	10	2	7
Pakistan	2-1	1-0	1-0	5-2	2-0	※	6-0	6	6	0	0	0	17	3	12	1
Rhodesia	0-3	1-4	1-2	0-0	2-1	0-6	※	6	1	1	4	0	4	16	3	6

Pool B	Bel	Can	Ger	Hok	Ind	Mal	Nld	Spa	Games	Won	Tied	Lost	Disq	Goals	Opposite Goals	Match Points	Place
Belgium	※	5-1	0-0	2-0	0-2	3-3	0-4	0-3	7	2	2	3	0	10	13	6	6
Canada	1-5	※	1-5	2-1	0-3	1-3	0-5	0-3	7	1	0	6	0	5	25	2	7
Germany	0-0	5-1	※	1-1	1-1	0-0	1-0	1-1	7	2	5	0	0	9	4	9	3
Hongkong	0-2	1-2	1-1	※	0-6	1-4	0-7	0-4	7	0	1	6	0	3	26	1	8
India	2-0	3-0	1-1	6-0	※	3-1	2-1	1-1	7	5	2	0	0	18	4	12	1
Malaysia	3-3	3-1	0-0	4-1	1-3	※	0-2	0-3	7	2	2	3	0	11	13	6	5
Nethland	4-0	5-0	0-1	7-0	1-2	2-0	※	1-1	7	4	1	2	0	20	4	9	4
Spain	3-0	3-0	1-1	4-0	1-1	3-0	1-1	※	7	4	3	0	0	16	3	11	2

First Round League Pool B

Match No. 1

Umpire—Balmer, John BRITAIN

Time 10:00

Spain 1 (1—0) 1 Netherlands
(0—1)

—Eaves, Kendrick BRITAIN

Position	Name	Back No.	Goal	Position	Name	Back No.	Goal
1	G.K. Del Coso, Carlos	1	0	1	G.K. Boks, Joost	1	0
2	R.B. Colomer, Jose	2	0	2	R.B. Leemhuis, Jacob Pieter	10	0
3	L.B. Solaun, Julio	3	0	3	L.B. Van Gooswilligen, Jan C.	6	0
4	R.H. Dualde, Eduardo	10	0	4	R.H. Fokker, Johan Pieter	5	0
5	C.H. Dinares, Jose Antonio	5	0	5	C.H. Fiolet, Franciscus A.	4	0
6	L.H. Ventallo, Narciso	6	0	6	L.H. Terlingen, Theodorus B. M.	15	1
7	R.W. Macaya, Ignacio	7	0	7	R.W. Van Vroonhoven, Th J. M. V.	18	0
8	R.I. Usoz, Luis Maria	13	0	8	R.I. De Keyzer, Arie Leendert	8	0
9	C.F. Amat, Francisco	9	1	9	C.F. Zweerts, Guillaum F.	19	0
10	L.I. Amat, Jaime	8	0	10	L.I. Voigt, Jacob	17	0
11	L.W. Vidal, Jorge	11	0	11	L.W. Spits, Nicolaas Bernard	14	0

Scores

Period	Time	Goal Getter Name	1st Half	2nd Half	Total	1st Half	2nd Half	Total	Period	Time	Goal Getter Name
1st Half	32	Amat, Francisco	26	28	54	F.H.	24	32	2nd Half	25	Terlingen, Theodorus B.M.
			1	0	1	L.C.	3	1			
			3	0	3	P.C.	2	1			
			0	0	0	P.S.	0	0			
			1	0	1	Goal	0	1			

First Round League Pool A

Match No 2

Umpire—Mudaliar, Sundaram INDIA

Time 10:00

Kenya 0 (0—0) 0 Rhodesia
(0—0)

—Jameson, J.J. INDIA

Position	Name	Back No.	Goal	Position	Name	Back No.	Goal
1	G.K. George, Saude Andre	1	0	1	G.K. Brain, Dereck Hayden	1	0
2	R.B. Vaz, Anthony Querobino E.	2	0	2	R.B. Faulds, Beverly F.J.	2	0
3	L.B. Sohal, Avtar Singh	3	0	3	L.B. Van Blomestein, Kevin A.	3	0
4	R.H. Matharu, Santokh Singh	4	0	4	R.H. Mc Phun, John David	5	0
5	C.H. Panesar, Surjeet Singh	5	0	5	C.H. Turpin, William Homan	6	0
6	L.H. Fernandes, Silvester	6	0	6	L.H. Beets, Derrick John	7	0
7	R.W. Fernandes, Hilary John	7	0	7	R.W. Spence, Ronald John	14	0
8	R.I. Fernandes, Edgar Simon C.	8	0	8	R.I. Unger, Anthony Charles	11	0
9	C.F. Fernandes, Egbert Carmo	9	0	9	C.F. Koch, Lloyd Bowen	10	0
10	L.I. D Souza, Reynold Anthony	10	0	10	L.I. Tomlinson, Desmond Neame	13	0
11	L.W. Mendonca, Aloysius Edward	11	0	11	L.W. Mackay, Ian Reay	8	0

Goal Getter

Scores

Goal Getter

Period	Time	Goal Getter Name	1st Half	2nd Half	Total	1st Half	2nd Half	Total	Period	Time	Goal Getter Name
			28	30	58	F.H.	29	30			
			3	2	5	L.C.	0	2			
			3	0	3	P.C.	0	1			
			0	0	0	P.S.	0	0			
			0	0	0	Goal	0	0			

First Round League Pool A

Match No. 3

Time 11:40 **Pakistan** 1 (1—0) 0 **Japan** —Elgershuizen, L.A. NETHLAND
(0—0)

Umpire—Lathouwers, A. Francois NETHLAND

Position	Name	Back No.	Goal	Position	Name	Back No.	Goal
1	G.K. Hamid, Abdul	12	0	1	G.K. Miwa, Hiroshi	1	0
2	R.B. Ahmad, Munir	2	0	2	R.B. Yuzaki, Tsuneya	2	0
3	L.B. Atif, Manzoor Hussain	3	1	3	L.B. Takashima, Akio	3	0
4	R.H. Anwar, Saeed	4	0	4	R.H. Yuzaki, Katsuhiko	14	0
5	C.H. Ahmad, Anwar	5	0	5	C.H. Wakabayashi, Tetsuya	15	0
6	L.H. Hayat, Zafar	15	0	6	L.H. Yamaoka, Toshihiko	6	0
7	R.W. Mahmood, Khalid	7	0	7	R.W. Takizawa, Kenji	7	0
8	R.I. Din, Zaka	8	0	8	R.I. Kaoku, Shigeo	4	0
9	C.F. Afzal, Muhammad	17	0	9	C.F. Tanaka, Hiroshi	9	0
10	L.I. Asad, Muhammad	10	5	10	L.I. Okabe, Michio	10	0
11	L.W. Nawaz, Khizar	18	0	11	L.W. Kihara, Seiji	11	0

Scores

Goal Getter					Goal Getter						
Period	Time	Name	1st Half	2nd Half	Total	1st Half	2nd Half	Total	Period	Time	Name
1st Half	11	Atif, Manzoor Hussain	16	15	31	F.H.	34	15	49		
			0	5	5	L.C.	2	0	2		
			2	7	9	P.C.	0	1	1		
			0	0	0	P.S.	0	0	0		
			1	0	1	Goal	0	0	0		

First Round League Pool B

Match No. 4

Time 11:40 **Malaysia** 4 (3—0) 1 **Hong Kong** —Matsunawa, Takashi JAPAN
(1—1)

Umpire—Pelkman, Jan Nieulant BRITAIN

Position	Name	Back No.	Goal	Position	Name	Back No.	Goal
1	G.K. Ho, Koh Chye	1	0	1	G.K. Kadir, Slawee	1	0
2	R.B. Kandiah, Anandarajah	2	2	2	R.B. Grewal, Harnam Singh	2	0
3	L.B. Manickam, Shanmuganathan	3	0	3	L.B. Khan, Farid	3	0
4	R.H. Micheal, Arulraj	4	0	4	R.H. McCosh, Frederic Samuel	4	0
5	C.H. Munusamy, Doraisamy	5	1	5	C.H. Silva, Joao Bosco Quevedo	5	0
6	L.H. Van Huizen, Lawrence J.	6	0	6	L.H. Da Silva, Rui Ayres	6	0
7	R.W. Nonis, Douglas Paul	7	0	7	R.W. Monteiro, John Jude	12	1
8	R.I. Chelliah, Paramalingam	8	0	8	R.I. Dallah, Omar Kachung	8	0
9	C.F. Tara Singh Sindhu, S.S.S.	9	0	9	C.F. Gardner, Packey Benjamin	10	0
10	L.I. Koh, Hock Seng	10	1	10	L.I. Guterres, Lionel H.	11	0
11	L.W. Rajaratnam, Yogeswaran	11	0	11	L.W. Singh, Kuldip	7	0

Scores

Goal Getter					Goal Getter							
Period	Time	Name	1st Half	2nd Half	Total	1st Half	2nd Half	Total	Period	Time	Name	
1st Half	17	Munusamy, Doraisamy	28	21	49	F.H.	19	17	36	2nd Half	5	Monteiro, John Jude
			3	4	7	L.C.	0	0	0			
			7	4	11	P.C.	0	4	4			
2nd Half	21	Kandiah, Anandarajah	1	0	1	P.S.	0	0	0			
			3	1	4	Goal	0	1	1			

First Round League Pool B

Match No. 5

Time 11:40

Germany 5 (1—1)
(4—0)**1 Canada**Umpire—Lelli, Rino ITALY
—Chopra, Gurcharan Lall KENYA

Position	Name	Back No.	Goal	Position	Name	Back No.	Goal
1	G.K. Stephan, Rainer	1	0	1	G.K. Preston, Harry Neil	19	0
2	R.B. Thieme, Axel	2	0	2	R.B. Wright, Lee Madison	3	0
3	L.B. Vetter, Klaus	3	0	3	L.B. Johnston, Raymond Ian	6	0
4	R.H. Brennecke, Horst	4	0	4	R.H. Aldridge, Ronald Charles	1	0
5	C.H. Bahner, Klaus	5	0	5	C.H. Young, John Gilbert	5	1
6	L.H. Dahmlos, Horst	6	0	6	L.H. Ruttle, Reginald P. S.	8	0
7	R.W. Lippert, Lothar	7	0	7	R.W. Warren, Victor Henry V.	2	0
8	R.I. Westphal, Rolf	8	2	8	R.I. Buckland, Peter Channing	9	0
9	C.F. Freiberger, Karl-Heinz	9	1	9	C.F. Ronan, Oerara Christopher	15	0
10	L.I. Ehrlich, Dieter	10	2	10	L.I. Raphael, Alan Mervyn	13	0
11	L.W. Krause, Adolf	11	0	11	L.W. Chopping, Richard James	10	0

Scores

Goal Getter								Goal Getter						
Period	Time	Name	Goal	1st Half	2nd Half	Total		1st Half	2nd Half	Total	Period	Time	Name	Goal
1st Half	31	Westphal, Rolf	1	26	22	48	F.H.	26	30	56	1st Half	4	Young, John Gilbert	1
2nd Half	4	Ehrlich, Dieter	1	2	5	7	L.C.	0	0	0				
	12	Westphal, Rolf	1	4	2	6	P.C.	1	1	2				
	23	Ehrlich, Dieter	1	0	0	0	P.S.	0	0	0				
	29	Freiberger, Karl-Heinz	1	1	4	5	Goal	1	0	1				

First Round League Pool B

Match No. 6

Time 14:15

India 2 (0—0)
(2—0)**0 Belgium**Umpire—Bedelis, T.C. AUSTRALA
—McDowell, James AUSTRALA

Position	Name	Back No.	Goal	Position	Name	Back No.	Goal
1	G.K. Laxman, S.	1	0	1	G.K. Buisset, Jean-Marie	12	0
2	R.B. Singh, Prithi Pal	13	1	2	R.B. Vanderstappen, Jacques	2	0
3	L.B. Singh Dhara M.	3	0	3	L.B. Moussiaux, Daniel	3	0
4	R.H. Mohinder, Lal	4	0	4	R.H. Remy, Jacques	4	0
5	C.H. Singh, Charanjit	5	0	5	C.H. Le Clerc, Jean-Louis	5	0
6	L.H. Singh, Gurbux	2	0	6	L.H. Bernaert, Yves	6	0
7	R.W. Singh, Joginder	7	0	7	R.W. Miserque, Guy	7	0
8	R.I. Kaushik, Hari Pal	8	1	8	R.I. Ravinet, Claude	8	0
9	C.F. Harbinder, Singh	9	0	9	C.F. Muschs, Andre	9	0
10	L.I. Patil, Bandu	14	0	10	L.I. Verhoeven, Guy	10	0
11	L.W. Singh, Darshan	11	0	11	L.W. Roersch, Jean-Louis	11	0

Scores

Goal Getter								Goal Getter						
Period	Time	Name	Goal	1st Half	2nd Half	Total		1st Half	2nd Half	Total	Period	Time	Name	Goal
2nd Half	26	Singh, Prithi Pal	1	25	18	43	F.H.	34	25	59				
	32	Kaushik, Hari Pal	1	4	4	8	L.C.	1	0	1				
			1	1	5	6	P.C.	1	0	1				
			0	0	0	0	P.S.	0	0	0				
			0	0	2	2	Goal	0	0	0				

First Round League Pool A

Match No. 7

Time 14:15 **Great Britain** 0 (0—5) 7 **Australia** —Trapper, Karl GERMANY
(0—2)

Umpire—Schinner, Walter GERMANY

Position	Name	Back No.	Goal	Position	Name	Back No.	Goal
1	G.K. Cahill, Harold Alexander	19	0	1	G.K. Dearing, Paul	4	0
2	R.B. Neill, John Whitley	2	0	2	R.B. McWatters, Donald	9	4
3	L.B. Wilman, David	4	0	3	L.B. Crossman, Mervyn	3	0
4	R.H. Jones, Charles I. M.	5	0	4	R.H. McBryde, John	1	0
5	C.H. Davis, Francis H. V.	7	0	5	C.H. Pearce, Julian	13	0
6	L.H. Page, Alan Graham	8	0	6	L.H. Wood, Graham	15	0
7	R.W. Hindle, John	11	0	7	R.W. Hodder, Robin	7	0
8	R.I. Veit, David Michael	14	0	8	R.I. Evans, Raymond	5	1
9	C.F. Gutter, Geoffrey Michael	15	0	9	C.F. Pearce, Eric	12	1
10	L.I. Corby, Michael Wells	16	0	10	L.I. Piper, Desmond	2	1
11	L.W. Land, John James	18	0	11	L.W. Smart, Donald	14	0

Scores

Goal Getter				Goal Getter			
Period	Time	Name	Goal	Period	Time	Name	Goal
1st Half	31	F.H.	72	1st Half	17	Piper, Desmond	4
2nd Half	41	L.C.	41	2nd Half	12	McWatters, Donald	12
	0	P.C.	1		18	McWatters, Donald	18
	2	P.S.	0		23	Evans, Raymond	23
	0	Goal	0		31	McWatters, Donald	31
	0		0	2nd Half	2	McWatters, Donald	2
	0		0		21	Pearce, Eric	21

First Round League Pool B

Match No. 8

Time 10:00 **India** 1 (0—1) 1 **Germany** —Pelkman, Jan Nieulant BRITAIN
(1—0)

Umpire—Kelly, Henry, Douglas NZEALAND

Position	Name	Back No.	Goal	Position	Name	Back No.	Goal
1	G.K. Laxman, S.	1	0	1	G.K. Stephan, Rainer	1	0
2	R.B. Singh, Prithi Pal	13	1	2	R.B. Thieme, Axel	2	0
3	L.B. Singh, Dhara M.	3	0	3	L.B. Vetter, Klaus	3	0
4	R.H. Singh, Jagjit	16	0	4	R.H. Brennecke, Horst	4	0
5	C.H. Singh, Charanjit	5	0	5	C.H. Bahner, Klaus	5	0
6	L.H. Singh, Gurbux	2	0	6	L.H. Dahmlos, Horst	6	0
7	R.W. Singh, Joginder	7	0	7	R.W. Lippert, Lothar	7	0
8	R.I. Kaushik, Hari Pal	8	0	8	R.I. Westphal, Rolf	8	0
9	C.F. Singh, Darshan	11	0	9	C.F. Freiberger, Karl-Heinz	9	1
10	L.I. Patil, Bandu	14	0	10	L.I. Ehrlich, Dieter	10	0
11	L.W. Sayeed, Ali	18	0	11	L.W. Krause, Adolf	11	0

Scores

Goal Getter				Goal Getter			
Period	Time	Name	Goal	Period	Time	Name	Goal
2nd Half	19	Singh, Prithi Pal	61	1st Half	21	Freiberger, Karl-Heinz	21
	1	L.C.	1		20		20
	2	P.C.	2		13		13
	0	P.S.	0		0		0
	0	Goal	0		0		0
	0		1		0		0

First Round League Pool A

Match No. 9

Time 10:00

Pakistan 5 (2—2) 2 Kenya
(3—0)Umpire—Schinner, Walter GERMANY
—Trapper, Karl GERMANY

Position	Name	Back No.	Goal	Position	Name	Back No.	Goal
1	G.K. Hamid, Abdul	12	0	1	G.K. George, Saude Andre	1	0
2	R.B. Ahmad, Munir	2	1	2	R.B. Vaz, Anthony Querobino E.	2	0
3	L.B. Atif, Manzoor Hussain	3	3	3	L.B. Sohal, Avtar Singh	3	1
4	R.H. Anwar, Saeed	4	0	4	R.H. Matharu, Santokh Singh	4	0
5	C.H. Ahmad, Anwar	5	0	5	C.H. Panesar, Surjeet Singh	5	1
6	L.H. Hayat, Zafar	15	0	6	L.H. Fernandes, Silvester	6	0
7	R.W. Mahmood, Khalid	7	0	7	R.W. Fernandes, Leo C. D.	16	0
8	R.I. Din, Zaka	8	1	8	R.I. Fernandes, Edgar Simon C.	8	0
9	C.F. Niazi, Tariq	16	0	9	C.F. Fernandes, Egbert Carmo	9	0
10	L.I. Asad, Muhammad	10	0	10	L.I. Mangat, Amar Singh	15	0
11	L.W. Afzal, Muhammad	17	0	11	L.W. Mendonca, Aloysius Edward	11	0

Scores

Goal Getter				Goal Getter			
Period	Time	Name	Goal	Period	Time	Name	Goal
1st Half	20	Atif, Manzoor Hussain	1	1st Half	32	Sohal, Avtar Singh	1
	22	Din, Zaka	1		34	Panesar, Surjeet Singh	1
2nd Half	7	Atif, Manzoor Hussain	1				
	20	Ahmad, Munir	0				
	26	Atif, Manzoor Hussain	2				

First Round League Pool A

Match No. 10

Time 11:40

Great Britain 0 (0—1) 2 New Zealand
(0—1)Umpire—Lelli, Rino ITALY
—Lathouwers, A. NETHLAND

Position	Name	Back No.	Goal	Position	Name	Back No.	Goal
1	G.K. Fishwick, Paul Darrell	1	0	1	G.K. Schaefer, William Paul	1	0
2	R.B. Neill, John Whitley	2	0	2	R.B. Patterson, Alan Joseph	2	0
3	L.B. Judge, Harold David	3	0	3	L.B. Carter, Timothy Joseph	4	0
4	R.H. Sutton, Roger Macklin	6	0	4	R.H. Gillespie, John Ross	5	0
5	C.H. Davis, Francis H. V.	7	0	5	C.H. Cullen, John Cameron	6	0
6	L.H. Deegan, James F. A.	9	0	6	L.H. Barnes, Ernest	7	0
7	R.W. Cadman, John Frank	10	0	7	R.W. Judge, Bruce Raymond	8	1
8	R.I. Langhorne, Chris. John	12	0	8	R.I. Anslow, John	10	0
9	C.F. Cutter, Geoffrey Michael	15	0	9	C.F. Byers, Peter William	12	0
10	L.I. Corby, Michael Wells	16	0	10	L.I. Bygrave, Phillip George	17	1
11	LiW. Miller, Derek Robert	17	0	11	L.W. Blake, Trevor William	18	0

Scores

Goal Getter				Goal Getter			
Period	Time	Name	Goal	Period	Time	Name	Goal
1st Half	27		0	1st Half	12	Bygrave, Phillip George	1
	2		0				
	3		2	2nd Half	10	Judge, Bruce Raymond	1
	0		0				
	0		0				

First Round League Pool A

Match No. 11

Time 11:40

Umpire—Van Donselaar, J. Abraham NETHLAND
Australia 3 (2—0) 0 Rhodesia —Gurusewak, Singh INDIA
 (1—0)

Position	Name	Back No.	Goal	Position	Name	Back No.	Goal
1	G.K. Waters, Antony	16	0	1	G.K. Brain, Dereck Hayden	1	0
2	R.B. McWatters, Donald	9	1	2	R.B. Faulds, Beverly F.J.	2	0
3	L.B. Crossman, Mervyn	3	0	3	L.B. Van Blomestein, Kevin A.	3	0
4	R.H. McBryde, John	1	0	4	R.H. McPhun, John David	5	0
5	C.H. Pearce, Julian	13	0	5	C.H. Turpin, William Homan	6	0
6	L.H. Wood, Graham	15	0	6	L.H. Beets, Derrick John	7	0
7	R.W. Hodder, Robin	7	0	7	R.W. Koch, Lloyd Bowen	10	0
8	R.I. Evans, Raymond	5	0	8	R.I. Unger, Anthony Charles	11	0
9	C.F. Pearce, Eric	12	2	9	C.F. Ullyett, Robert Bassett	12	0
10	L.I. Piper, Desmond	2	0	10	L.I. Tomlinson, Desmond Neame	13	0
11	L.W. Smart, Donald	14	0	11	L.W. Cumming, Graham Charles	15	0

Scores

Goal Getter				Goal Getter			
Period	Time	Name	Goal	Period	Time	Name	Goal
1st Half	19	Mcwatters, Donald	1	F.H.	21	30	51
	32	Pearce, Eric	1	L.C.	0	1	1
2nd Half	7	Pearce, Eric	1	P.C.	0	1	1
			0	P.S.	0	0	0
			2	Goal	0	0	0

First Round League Pool B

Match No. 12

Time 11:40

Umpire—Hussain, Iqbal PAKISTAN
Belgium 2 (2—0) 0 Hong Kong —Ayub, S.M. PAKISTAN
 (0—0)

Position	Name	Back No.	Goal	Position	Name	Back No.	Goal
1	G.K. Berger, Michel	1	0	1	G.K. Kadir, Slawee	1	0
2	R.B. Vanderstappen, Jacques	2	0	2	R.B. Grewal, Harnam Singh	2	0
3	L.B. Lorette, Franz	13	0	3	L.B. Monteiro, John Jude	12	0
4	R.H. Remy, Jacques	4	0	4	R.H. McCosh, Frederic Samuel	4	0
5	C.H. Le Clerc, Jean-Louis	5	0	5	C.H. Silva, Joao Bosco Quevedo	5	0
6	L.H. Bernaert, Yves	6	1	6	L.H. Da Silva, Rui Ayres	6	0
7	R.W. Miserque, Guy	7	1	7	R.W. Castro, Caniel Francisco	9	0
8	R.I. Ravinet, Claude	8	0	8	R.I. Dallah, Omar Kachung	8	0
9	C.F. Muschs, Andre	9	0	9	C.F. Gardner, Packey Benjamin	10	0
10	L.I. Van Beuren, Eric	16	0	10	L.I. Guterres, Lionel H.	11	0
11	L.W. Roersch, Jean-Louis	11	0	11	L.W. Singh, Kuldip	7	0

Scores

Goal Getter				Goal Getter			
Period	Time	Name	Goal	Period	Time	Name	Goal
1st Half	9	Bernaert, Yves	1	F.H.	34	34	68
	11	Miserque, Guy	1	L.C.	1	0	1
			5	P.C.	0	0	0
			1	P.S.	1	0	1
			2	Goal	0	0	0

First Round League Pool B

Match No. 13

Time 14:15

Netherlands 5 (3—0) 0
(2—0)Umpire—Handley, Baynard BRITAIN
—Thomson, Lyle BRITAIN

Position	Name	Back No.	Goal	Position	Name	Back No.	Goal
1	G.K. Veentjer, Jan	16	0	1	G.K. Preston, Harry Neil	19	0
2	R.B. Leemhuis, Jacob Pieter	10	0	2	R.B. Wright, Lee Madison	3	0
3	L.B. Terlingen, Theodorus, B.M.	15	0	3	L.B. Johnston, Raymond Ian	6	0
4	R.H. Fokker, Johan Pieter	5	0	4	R.H. Aldridge, Ronald Charles	1	0
5	C.H. Fiolet, Franciscus A.	4	0	5	C.H. Young, John Gilbert	5	0
6	L.H. Elffers, John Robert	3	0	6	L.H. Ruttle, Reginald P. S.	8	0
7	R.W. Krol, Leendert Gerhardus	9	0	7	R.W. Warren, Victor Henry V.	2	0
8	R.I. Van T Hooft, Jan Francis	7	0	8	R.I. Buckland, Peter Ghanning	9	0
9	C.F. Zweerts, Guillaum F.	19	2	9	C.F. Ronan, Oerara Christopher	15	0
10	L.I. Voigt, Jacob	17	2	10	L.I. Raphael, Alan Mervyn	13	0
11	L.W. Van Vroonhoven, Th. J.M.V.	18	1	11	L.W. Chopping, Richard James	10	0

Scores

Goal Getter								Goal Getter				
Period	Time	Name	1st Half	2nd Half	Total		1st Half	2nd Half	Total	Period	Time	Name
1st Half	16	Van Vroonhoven, Th. J.M.V.	29	21	50	F.H.	33	36	69			
		Zweerts, Guillaum F.	0	4	4	L.C.	0	0	0			
		Voigt, Jacob	2	0	2	P.G.	2	0	2			
2nd Half	1	Voigt, Jacob	0	0	2	P.S.	0	0	0			
		Zweerts, Guillaum F.	3	2	5	Goal	0	0	0			

First Round League Pool B

Match No. 14

Time 14:15

Spain 3 (2—0) 0
(1—0)Umpire—McLaren, M.C. BRITAIN
—Abrar Ahmad PAKISTAN

Position	Name	Back No.	Goal	Position	Name	Back No.	Goal
1	G.K. Del Cose, Carlos	1	0	1	G.K. Ho, Koh Chye	1	0
2	R.B. Colomer, Jose	2	0	2	R.B. Kandiah, Anandarajah	2	0
3	L.B. Solaun, Julio	3	0	3	L.B. Manickam, Shanmuganathan	3	0
4	R.H. Dualde, Eduardo	10	1	4	R.H. Micheal, Arulraj	4	0
5	C.H. Dinares, Jose Antonio	5	0	5	C.H. Munusamy, Doraisamy	5	0
6	L.H. Ventaoll, Narciso	6	0	6	L.H. Van Huizen, Lawrence J.	6	0
7	R.W. Macaya, Ignacio	7	0	7	R.W. Nonis, Douglas Paul	7	0
8	R.I. Amat, Jaime	8	0	8	R.I. Chelliah, Paramalingam	8	0
9	C.F. Amat, Francisco	9	2	9	C.F. Tara Singh Sindhu, S. S. S.	9	0
10	L.I. Amat, Pedro	16	0	10	L.I. Koh, Hock Seng	10	0
11	L.W. Vidal, Jorge	11	0	11	L.W. Rajaratnam, Yogeswaran	11	0

Scores

Goal Getter								Goal Getter				
Period	Time	Name	1st Half	2nd Half	Total		1st Half	2nd Half	Total	Period	Time	Name
1st Half	24	Dualde, Eduardo	22	19	41	F.H.	31	32	63			
		Amat, Francisco	1	1	2	L.C.	0	1	1			
2nd Half	19	Amat, Francisco	2	0	2	P.C.	1	2	3			
			0	0	0	P.S.	0	0	0			
			2	1	3	Goal	0	0	0			

First Round League Pool A

Match No. 15

Time 10:00 **Great Britain** 4 (2—0) 1 **Rhodesia** (2—1)
 Umpire—Lelli, Rino ITALY
 —Gurusewak, Singh INDIA

Position	Name	Back No.	Goal	Position	Name	Back No.	Goal
1	G.K. Fishwick, Paul Darrell	1	0	1	G.K. Mc Phun, John David	5	0
2	R.B. Wilman, David	4	0	2	R.B. Robertson, Robert Gordon	4	0
3	L.B. Judge, Harold David	3	0	3	L.B. Faulds, Boverly F. J.	2	0
4	R.H. Jones, Charles I. M.	5	0	4	R.H. Beets, Derrick John	7	0
5	C.H. Deegan, James F. A.	9	2	5	C.H. Turpin, William Homan	6	0
6	L.H. Page, Alan Graham	8	0	6	L.H. Mackay, Ian Reay	8	0
7	R.W. Hindle, John	11	0	7	R.W. Koch, Lloyd Bowen	10	0
8	R.I. Veit, David Michael	14	0	8	R.I. Barbour, Roy Hilton	9	0
9	C.F. Cadman, John Frank	10	2	9	C.F. Ullyett, Robert Bassett	12	1
10	L.I. Langhorne, Chris. John	12	0	10	L.I. Tomlinson, Desmond Neame	13	0
11	L.W. Land, John James	18	0	11	L.W. Cumming, Graham Charles	15	0

Scores

Goal Getter				Goal Getter			
Period	Time	Name	Goal	Period	Time	Name	Goal
1st Half	20	Deegan, James F.A.	34	1st Half	16	Ullyett, Robert Bassett	45
	21	Deegan, James F.A.	4				
2nd Half	11	Cadman, John Frank	6				
	22	Cadman, John Frank	0				
			4				

First Round League Pool A

Match No. 16

Time 10:00 **Australia** 3 (1—0) 1 **Japan** (2—1)
 Umpire—Mudaliar, Sundaram INDIA
 —Jameson, J. J INDIA

Position	Name	Back No.	Goal	Position	Name	Back No.	Goal
1	G.K. Waters, Antony	16	0	1	G.K. Miwa, Hiroshi	1	0
2	R.B. McWatters, Donald	9	1	2	R.B. Yuzaki, Tsuneya	2	1
3	L.B. Crossman, Mervyn	3	0	3	L.B. Takashima, Akio	3	0
4	R.H. McBryde, John	1	0	4	R.H. Yuzaki, Katsuhiko	14	0
5	C.H. Pearce, Julian	13	0	5	C.H. Wakabayashi, Tetsuya	15	0
6	L.H. Wood, Graham	15	0	6	L.H. Yamaoka, Toshihiko	6	0
7	R.W. Hodder, Robin	7	0	7	R.W. Takizawa, Kenji	7	0
8	R.I. Evans, Raymond	5	1	8	R.I. Kaoku, Shigeo	4	0
9	C.F. Pearce, Eric	12	0	9	C.F. Tanaka, Hiroshi	9	0
10	L.I. Nilan, Patrick	11	0	10	L.I. Okabe, Michio	10	0
11	L.W. Smart, Donald	14	1	11	L.W. Kihara, Seiji	11	0

Scores

Goal Getter				Goal Getter			
Period	Time	Name	Goal	Period	Time	Name	Goal
1st Half	4	Smart, Donald	42	2nd Half	33	Yuzaki, Tsuneya	72
2nd Half	9	Evans, Raymond	4				
	29	McWatters, Donald	4				
			0				
			3				

First Round League Pool A

Match No. 17

Time 11:40 **Kenya** 3 (1—1) 2 (2—1)

Umpire—Elgershuizen, L. A. NETHLAND
—Van Donselaar, J. Abraham NETHLAND

Position	Name	Back No.	Goal	Position	Name	Back No.	Goal
1	G.K. Simonian, John Levon	12	0	1	G.K. Schaefer, William Paul	1	0
2	R.B. Vaz, Anthony Querobino E.	2	0	2	R.B. Patterson, Alan Joseph	2	0
3	L.B. Sohal, Avtar Singh	3	1	3	L.B. Carter, Timothy Joseph	4	0
4	R.H. Matharu, Santokh Singh	4	0	4	R.H. Gillespie, John Ross	5	0
5	C.H. Panesar, Surjeet Singh	5	0	5	C.H. Cullen, John Cameron	6	0
6	L.H. Fernandes, Silvester	6	0	6	L.H. Barnes, Ernest	7	0
7	R.W. Fernandes, Leo C. D.	16	0	7	R.W. Judge, Bruce Raymond	8	0
8	R.I. Fernandes, Edgar Simon G.	8	0	8	R.I. Anslow, John	10	0
9	G.F. Fernandes, Egbert Carmo	9	0	9	C.F. Byers, Peter William	12	1
10	L.I. Mangat, Amar Singh	15	1	10	L.I. Bygrave, Phillip George	17	1
11	L.W. Mendonca, Aloysius Edward	11	1	11	L.W. Blake, Trevor William	18	0

Scores

Goal Getter				Goal Getter			
Period	Time	Name	Goal	Period	Time	Name	Goal
1st Half	20	Mangat, Amar Singh	46	1st Half	33	Byers, Peter William	62
2nd Half	19	Mendonca, Aloysius Edward	4	2nd Half	1	Bygrave, Phillip George	9
	22	Sohal Avtar Singh	3		2		5
			0		0		0
			1		1		2

First Round League Pool B

Match No. 18

Time 10:00 **Hong Kong** 1 (0—0) 2 (1—2)

Umpire—Chopra, Gurcharan Lall KENYA
—Ayub S.M. PAKISTAN

Position	Name	Back No.	Goal	Position	Name	Back No.	Goal
1	G.K. Kadir, Slawee	1	0	1	G.K. Preston, Harry Neil	19	0
2	R.B. Grewal, Harnam Singh	2	0	2	R.B. Wright, Lee Madison	3	0
3	L.B. Monteiro, John Jude	12	0	3	L.B. Johnston, Raymond Ian	6	0
4	R.H. McCosh, Frederic Samuel	4	0	4	R.H. Anderson, Derrick John	11	0
5	C.H. Silva, Joao Bosco Quevedo	5	0	5	C.H. Young, John Gilbert	5	0
6	L.H. Da Silva, Rui Ayres	6	0	6	L.H. Ruttle, Reginald P. S.	8	0
7	R.W. Castro, Daniel Francisco	9	0	7	R.W. Aldridge, Ronald Charles	1	0
8	R.I. Dallah, Omar Kachung	8	0	8	R.I. Buckland, Peter Channing	9	0
9	C.F. Gardner, Packey Benjamin	10	0	9	C.F. Chopping, Richard James	10	1
10	L.I. Guterres, Lionel H.	11	0	10	L.I. Raphael, Alan Mervyn	13	1
11	L.W. Singh, Kuldip	7	1	11	L.W. Warren, Victor Henry V	2	0

Scores

Goal Getter				Goal Getter			
Period	Time	Name	Goal	Period	Time	Name	Goal
2nd Half	26	Singh, Kuldip	56	2nd Half	28	Raphael, Alan Mervyn	54
	2		4		0	Chopping, Richard James	1
	3		3		1		1
	0		0		0		0
	0		1		0		2

First Round League Pool B

Match No. 19

Time 10:00

Germany 1 (0—0) 0Umpire—McDowell, James AUSTRALIA
—Balmer John BRITAIN

Position	Name	Back No.	Goal	Position	Name	Back No.	Goal
1	G.K. Stephan, Rainer	1	0	1	G.K. Boks, Joost	1	0
2	R.B. Thieme, Axel	2	0	2	R.B. Leemhuis, Jacob Pieter	10	0
3	L.B. Vetter, Klaus	3	0	3	L.B. Van Gooswilligen, Jan C.	6	0
4	R.H. Brennecke, Horst	4	0	4	R.H. Fokker, Johan Pieter	5	0
5	C.H. Bahner, Klaus	5	0	5	C.H. Fiolet, Franciscus A.	4	0
6	L.H. Dahmlos, Horst	6	0	6	L.H. Elffers, John Robert	3	0
7	R.W. Lippert, Lothar	7	0	7	R.W. Kroel, Leendert Gerhardus	9	0
8	R.I. Westphal, Rolf	8	0	8	R.I. Van T Hooft, Jan Francis	7	0
9	C.F. Freiberger, Karl-Heinz	9	0	9	C.F. Voigt, Jacob	17	0
10	L.I. Ehrlich, Dieter	10	1	10	L.I. Terlingen, Theodorus B. M.	15	0
11	L.W. Krause, Adolf	11	0	11	L.W. Van Vroonhoven, Th. J. M. V.	18	0

Scores

Goal Getter				Goal Getter			
Period	Time	Name	Goal	Period	Time	Name	Goal
2nd Half	20	Ehrlich, Dieter	1				

1st Half	2nd Half	Total	1st Half	2nd Half	Total
36	35	71	45	37	82
0	2	2	0	1	1
0	2	2	1	1	2
0	1	1	0	0	0
0	1	1	0	0	0

First Round League Pool B

Match No. 20

Time 11:40

Belgium 3 (1—1) 3

Umpire—Thomson Lyle BRITAIN

—Handley, Banard BRITAIN

Position	Name	Back No.	Goal	Position	Name	Back No.	Goal
1	G.K. Buisset, Jean-Marie	12	0	1	G.K. Ho, Koh Chye	1	0
2	R.B. Vanderstappen, Jacques	2	0	2	R.B. Kandiah, Anandarajab	2	0
3	L.B. Moussiaux, Daniel	3	0	3	L.B. Manickam, Shanmuganathan	3	0
4	R.H. Remy, Jacques	4	0	4	R.H. Micheal, Arulraj	4	0
5	C.H. Le Clerc, Jean-Louis	5	0	5	C.H. Munusamy, Doraisamy	5	0
6	L.H. Bernaert, Yves	6	0	6	L.H. Van Huizen, Lawrence J.	6	0
7	R.W. Miserque, Guy	7	1	7	R.W. Arumugam, Sabapathy	12	0
8	R.I. Ravinet, Claude	8	1	8	R.I. Nonis, Douglas Paul	7	0
9	C.F. Muschs, Andre	9	1	9	C.F. Chelliah, Paramalingam	8	2
10	L.I. Verhoeven, Guy	10	0	10	L.I. Koh, Hock Seng	10	1
11	L.W. Roersch, Jean-Louis	11	0	11	L.W. Rajaratnam, Yogeswaran	11	0

Scores

Goal Getter				Goal Getter			
Period	Time	Name	Goal	Period	Time	Name	Goal
1st Half	4	Miserque, Guy	1	1st Half	32	Koh, Hock Seng	1
2nd Half	21	Muschs, Andre	1	2nd Half	5	Chelliah, Paramalingam	1
	29	Ravinet, Claude	1		18	Chelliah, Paramalingam	1

1st Half	2nd Half	Total	1st Half	2nd Half	Total
26	34	60	28	23	51
1	1	2	2	3	5
2	1	3	0	2	2
0	0	0	0	0	0
1	2	3	1	2	3

First Round League Pool B

Match No. 21

Time 11:40

India 1 (0—0) 1 **Spain**
(1—1)Umpire—Ichikawa, Hideo JAPAN
—Matsunawa, Takashi JAPAN

Position	Name	Back No.	Goal	Position	Name	Back No.	Goal
1	G.K. Laxman, S.	1	0	1	G.K. Del Coso, Carlos	1	0
2	R.B. Singh, Prithi Pal	13	0	2	R.B. Colomer, Jose	2	0
3	L.B. Singh, Dhara M.	3	0	3	L.B. Solaun, Julio	3	0
4	R.H. Mohinder, Lal	4	1	4	R.H. Calzado, Juan Angel	4	0
5	C.H. Singh, Charanjit	5	0	5	C.H. Dinares, Jose Antonio	5	0
6	L.H. Singh, Gurbux	2	0	6	L.H. Ventallo, Narciso	6	0
7	R.W. Singh, Joginder	7	0	7	R.W. Macaya, Ignacio	7	0
8	R.I. Kaushik, Hari Pal	8	0	8	R.I. Usoz, Luis Maria	13	0
9	C.F. Harbinder, Singh	9	0	9	C.F. Amat, Jaime	8	0
10	L.I. Singh, Udhum	10	0	10	L.I. Dualde, Eduardo	10	1
11	L.W. Singh, Darshan	11	0	11	L.W. Amat, Pedro	16	0

Scores

Goal Getter				Goal Getter			
Period	Time	Name	Goal	Period	Time	Name	Goal
2nd Half	20	Mohinder, Lal	1	2nd Half	2	Dualde, Eduardo	1
			F.H.				F.H.
			L.C.				L.C.
			P.C.				P.C.
			P.S.				P.S.
			Goal				Goal

First Round League Pool B

Match No. 22

Time 10:00

Spain 3 (0—0) 0 **Canada**
(3—0)Umpire—Chopra, Gurcharan Lall KENYA
—Hussain, Iqbal PAKISTAN

Position	Name	Back No.	Goal	Position	Name	Back No.	Goal
1	G.K. Del Coso, Carlos	1	0	1	G.K. Preston, Harry Neil	19	0
2	R.B. Colomer, Jose	2	0	2	R.B. Wright, Lee Madison	3	0
3	L.B. Solaun, Julio	3	0	3	L.B. Johnston, Raymond Ian	6	0
4	R.H. Dualde, Eduardo	10	1	4	R.H. Anderson, Derrick John	11	0
5	C.H. Dinares, Jose Antonio	5	0	5	C.H. Young, John Gilbert	5	0
6	L.H. Ventallo, Narciso	6	0	6	L.H. Ruttle, Reginald P. S.	8	0
7	R.W. Echevarria, Jaime	17	0	7	R.W. Aldridge, Ronald Charles	1	0
8	R.I. Amat, Jaime	8	1	8	R.I. Buckland, Peter Channing	9	0
9	C.F. Amat, Francisco	9	1	9	C.F. Chopping, Richard James	10	0
10	L.I. Amat, Pedro	16	0	10	L.I. Raphael, Alan Mervyn	13	0
11	L.W. Vidal, Jorge	11	0	11	L.W. Warren, Victor Henry V.	2	0

Scores

Goal Getter				Goal Getter			
Period	Time	Name	Goal	Period	Time	Name	Goal
2nd Half	4	Dualde, Eduardo	1	2nd Half	21	Dualde, Eduardo	1
			F.H.				F.H.
			L.C.				L.C.
			P.C.				P.C.
			P.S.				P.S.
			Goal				Goal

First Round League Pool B

Match No. 23

Umpire—McDowell, James AUSTRALIA

Time 10:00 **Netherlands** 4 (1—0) 0 **Belgium** —Balmer, John BRITAIN
(3—0)

Position	Name	Back No.	Goal	Position	Name	Back No.	Goal
1	G.K. Veentjer, Jan	16	0	1	G.K. Buisset, Jean-Marie	12	0
2	R.B. Leemhuis, Jacob Pieter	10	0	2	R.B. Vanderstappen, Jacques	2	0
3	L.B. Terlingen, Theodorus, B. M.	15	1	3	L.B. Lorette, Franz	13	0
4	R.H. Fokker, Johan Pieter	5	0	4	R.H. Remy, Jacques	4	0
5	C.H. Mijnaerends, Johan C.	11	0	5	C.H. Le Clerc, Jean-Louis	5	0
6	L.H. Van Rossem, Erik	12	0	6	L.H. Bernaert, Yves	6	0
7	R.W. Krol, Leendert Gerhardus	9	0	7	R.W. Ravinet, Claude	8	0
8	R.I. De Keyzer, Arie Leendert	8	0	8	R.I. Miserque, Guy	7	0
9	C.F. Zweerts, Guillaum F.	19	3	9	C.F. Muschs, Andre	9	0
10	L.I. Van Vroonhoven, Th. J. M. V.	18	0	10	L.I. Verhoeven Guy	10	0
11	L.W. Spits, Nicolaas Bernard	14	0	11	L.W. Roersch, Jean-Louis	11	0

Scores

Goal Getter				Goal Getter			
Period	Time	Name	Total	Period	Time	Name	Total
1st Half	27	Zweerts, Guillaum F.	42	F.H.	32	31	63
2nd Half	19	Terlingen, Theodorus B. M.	3	L.C.	2	3	5
	28	Zweerts, Guillaum F.	2	P.C.	2	3	5
	34	Zweerts, Guillaum F.	1	P.S.	0	0	0
			4	Goal	0	0	0

First Round League Pool A

Match No. 24

Umpire—Lathouwers, A. Francois NETHLAND

Time 10:00 **Pakistan** 1 (0—0) 0 **Great Britain** —Trapper Karl GERMANY
(1—0)

Position	Name	Back No.	Goal	Position	Name	Back No.	Goal
1	G.K. Hamid, Abdul	12	0	1	G.K. Cahill, Harold Alexander	19	0
2	R.B. Ahmad, Munir	2	1	2	R.B. Neill, John Whitley	2	0
3	L.B. Atif, Manzoor Hussain	3	0	3	L.B. Judge, Harold David	3	0
4	R.H. Anwar, Saeed	4	0	4	R.H. Wilman, David	4	0
5	C.H. Ahmad, Anwar	5	0	5	C.H. Davis Francis H. V.	7	0
6	L.H. Hayat, Zafar	15	0	6	L.H. Deegan, James F. A.	9	0
7	R.W. Azam, Khurshid	9	0	7	R.W. Cadman, John Frank	10	0
8	R.I. Din, Zaka	8	0	8	R.I. Veit, David Michael	14	0
9	C.F. Niazi, Tariq	16	0	9	C.F. Corby, Michael Wells	16	0
10	L.I. Afzal, Muhammad	17	0	10	L.I. Langhorne, Chris. John	12	0
11	L.W. Ullah, Muti	11	0	11	L.W. Miller, Derek Robert	17	0

Scores

Goal Getter				Goal Getter			
Period	Time	Name	Total	Period	Time	Name	Total
2nd Half	16	Ahmad, Munir	70	F.H.	30	25	55
			4	L.C.	2	1	3
			5	P.C.	2	1	3
			0	P.S.	0	0	0
			1	Goal	0	0	0

First Round League Pool A

Match No. 25

Time 11:40 **Kenya** 1 (1—0) 0 **Australia** Umpire—Elgershuizen, L.A. NETHLAND
—Van Donselaar, J. Abraham NETHLAND
(0—0)

Position	Name	Back No.	Goal	Position	Name	Back No.	Goal
1	G.K. Simonian, John Levon	12	0	1	G.K. Waters, Antony	16	0
2	R.B. Vaz, Anthony Querobino E.	2	0	2	R.B. McWatters, Donald	9	0
3	L.B. Sohal, Avtar Singh	3	0	3	L.B. Crossman, Mervyn	3	0
4	R.H. Matharu, Santokh Singh	4	0	4	R.H. McBryde, John	1	0
5	C.H. Panesar, Surjeet Singh	5	0	5	C.H. Pearce, Julian	13	0
6	L.H. Fernandes, Silvester	6	0	6	L.H. Wood, Graham	15	0
7	R.W. Fernandes, Leo C. D.	16	0	7	R.W. Hodder, Robin	7	0
8	R.I. Fernandes, Edgar Simon C.	8	1	8	R.I. Evans, Raymond	5	0
9	C.F. Fernandes, Egbert Carmo	9	0	9	C.F. Pearce, Eric	12	0
10	L.I. Mangat, Amar Singh	15	0	10	L.I. Piper, Desmond	2	0
11	L.W. Mendonca, Aloysius Edward	11	0	11	L.W. Smart, Donald	14	0

Scores

Goal Getter				Goal Getter							
Period	Time	Name	1st Half	2nd Half	Total	1st Half	2nd Half	Total	Period	Time	Name
1st Half	26	Fernandes, Edgar Simon C.	32	23	55	F.H.	27	33	60		
			1	1	2	L.C.	3	1	4		
			1	1	2	P.C.	2	2	4		
			0	0	0	P.S.	0	0	0		
			1	0	1	Goal	0	0	0		

First Round League Pool A

Match No. 26

Time 11:40 **Japan** 1 (1—0) 0 **New Zealand** Umpire—Schinner Walter GERMANY
—Jameson, J.J. INDIA
(0—0)

Position	Name	Back No.	Goal	Position	Name	Back No.	Goal
1	G.K. Miwa, Hiroshi	1	0	1	G.K. Schaefer, William Paul	1	0
2	R.B. Yuzaki, Tsuneya	2	0	2	R.B. Patterson, Alan Joseph	2	0
3	L.B. Takashima, Akio	3	1	3	L.B. Carter, Timothy Joseph	4	0
4	R.H. Yuzaki, Katsuhiko	14	0	4	R.H. Anslow, John	10	0
5	C.H. Wakabayashi, Tetsuya	15	0	5	C.H. Cullen, John Cameron	6	0
6	L.H. Yamaoka, Toshihiko	6	0	6	L.H. Gillespie, John Ross	5	0
7	R.W. Takizawa, Kenji	7	0	7	R.W. Judge, Bruce Raymond	8	0
8	R.I. Kaoku, Shigeo	4	0	8	R.I. Maunsell, Brian Robert	9	0
9	C.F. Tanaka, Hiroshi	9	0	9	C.F. Byers, Peter William	12	0
10	L.I. Yamaguchi, Junichi	8	0	10	L.I. Bygrave, Phillip George	17	0
11	L.W. Kihara, Seiji	11	0	11	L.W. Blake, Trevor William	18	0

Scores

Goal Getter				Goal Getter							
Period	Time	Name	1st Half	2nd Half	Total	1st Half	2nd Half	Total	Period	Time	Name
1st Half	12	Takashima, Akio	29	32	61	F.H.	29	27	56		
			0	1	1	L.C.	1	0	1		
			2	1	3	P.C.	1	0	1		
			0	0	0	P.S.	0	0	0		
			1	0	1	Goal	0	0	0		

First Round League Pool B

Match No. 27

Time 14:15

Germany **0** (0—0) **0** **Malaysia** —Abrar, Ahmad **PAKISTAN**
(0—0)

Umpire—Ichikawa, Hideo JAPAN

Position	Name	Back No.	Goal	Position	Name	Back No.	Goal
1	G.K. Stephan, Rainer	1	0	1	G.K. Ho, Koh Chye	1	0
2	R.B. Thieme, Axel	2	0	2	R.B. Gurdit Singh, Ranjit S.	14	0
3	L.B. Vetter, Klaus	3	0	3	L.B. Manickam Shanmuganathan	3	0
4	R.H. Brennecke, Horst	4	0	4	R.H. Micheal, Arulraj	4	0
5	C.H. Bahner, Klaus	5	0	5	C.H. Munusamy, Doraisamy	5	0
6	L.H. Dahmlos, Horst	6	0	6	L.H. Van Huizen, Lawrence J.	6	0
7	R.W. Lippert, Lothar	7	0	7	R.W. Arumugam, Sabapathy	12	0
8	R.I. Westphal, Rolf	8	0	8	R.I. Nonis, Douglas Paul	7	0
9	C.F. Freiburger, Karl-Heinz	9	0	9	C.F. Chelliah, Paramalingam	8	0
10	L.I. Ehrlich, Dieter	10	0	10	L.I. Koh, Hock Seng	10	0
11	L.W. Krause, Adolf	11	0	11	L.W. Rajaratnam, Yogeswaran	11	0

Scores

Goal Getter				Goal Getter			
Period	Time	Name	Goal	Period	Time	Name	Goal
1st Half	32		27	1st Half	31		32
2nd Half	2	1	3	2nd Half	0	1	1
	1	2	3		2	1	3
	0	0	0		0	0	0
	0	0	0		0	0	0

First Round League Pool B

Match No. 28

Time 14:15

India **6** (1—0) **0** **Hong Kong** —Bedelis, T. C. **AUSTRALA**
(5—0)

Umpire—Eaves, Kendrick BRITAIN

Position	Name	Back No.	Goal	Position	Name	Back No.	Goal
1	G.K. Laxman, S.	1	0	1	G.K. Kadir, Slawee	1	0
2	R.B. Singh, Prithi Pal	13	2	2	R.B. Grewal, Harnam Singn	2	0
3	L.B. Singh, Dhara M.	3	0	3	L.B. Monteiro, John Jude	12	0
4	R.H. Mohinder, Lal	4	0	4	R.H. Rahman, Kader	13	0
5	C.H. Singh, Charanjit	5	0	5	C.H. Silva, Joao Bosco Quevedo	5	0
6	L.H. Singh, Gurbux	2	0	6	L.H. Da Silva, Rui Ayres	6	0
7	R.W. Singh, Joginder	7	0	7	R.W. Castro, Daniel Francisco	9	0
8	R.I. Peter, V. J.	15	0	8	R.I. Dallah, Omar Kachung	8	0
9	C.F. Harbinder, Singh	9	2	9	C.F. Gardner, Packey Benjamin	10	0
10	L.I. Kaushik, Hari Pal	8	0	10	L.I. Guterres, Lionel H.	11	0
11	L.W. Singh, Darshan	11	2	11	L.W. Singh, Kuldip	7	0

Scores

Goal Getter				Goal Getter			
Period	Time	Name	Goal	Period	Time	Name	Goal
1st Half	20	Singh, Prithi Pal	24	1st Half	32		24
2nd Half	4	Singh, Darshan	3	2nd Half	0	0	0
	5	Harbinder, Singh	6		0	0	0
	7	Singh, Prithi Pali	0		0	0	0
	11	Harbinder, Singh	1		0	0	0
	15	Singh, Darshan	5		0	0	0

First Round League Pool A

Match No. 29

Umpire—Jameson, J. J. INDIA

Time 10:00 **Australia** 2 (1—0) 1 **New Zealand** —Mudaliar, Sundaram INDIA
(1—1)

Position	Name	Back No.	Goal	Position	Name	Back No.	Goal
1	G.K. Waters, Antony	16	0	1	G.K. Schaefer, William Paul	1	0
2	R.B. McWatters, Donald	9	0	2	R.B. Patterson, Alan Joseph	2	1
3	L.B. Crossman, Mervyn	3	0	3	L.B. Kerr, John	3	0
4	R.H. McBryde, John	1	0	4	R.H. Gillespie, John Ross	5	0
5	C.H. Pearce, Julian	13	0	5	C.H. Cullen, John Cameron	6	0
6	L.H. Wood, Graham	15	0	6	L.H. Carter, Timothy Joseph	4	0
7	R.W. Hodder, Robin	7	1	7	R.W. Judge, Bruce Raymond	8	0
8	R.I. Evans, Raymond	5	0	8	R.I. Anslow, John	10	0
9	C.F. Pearce, Eric	12	1	9	C.F. Judge, Charles Grantley	11	0
10	L.I. Nilan, Patrick	11	0	10	L.I. Bygrave, Phillip George	17	0
11	L.W. Smart, Donald	14	0	11	L.W. Blake, Trevor William	18	0

Scores

Goal Getter				Goal Getter			
Period	Time	Name	Goal	Period	Time	Name	Goal
1st Half	2	Hodder, Robin	1	2nd Half	28	Patterson, Alan Joseph	1
2nd Half	8	Pearce, Eric	1				
			1				1
			0				0
			1				1

First Round League Pool A

Match No. 30

Umpire—Schinner, Walter GERMANY

Time 10:00 **Kenya** 0 (0—1) 2 **Japan** —Van Donselaar, J. Abraham NETHLAND
(0—1)

Position	Name	Back No.	Goal	Position	Name	Back No.	Goal
1	G.K. Simonian, John Levon	12	0	1	G.K. Miwa, Hiroshi	1	0
2	R.B. Vaz, Anthony Querobino E.	2	0	2	R.B. Yuzaki, Tsuneya	2	0
3	L.B. Sohal, Avtar Singh	3	0	3	L.B. Takashima, Akio	3	0
4	R.H. Aggarwal, Krishan Kumar	14	0	4	R.H. Yuzaki, Katsuhiko	14	0
5	C.H. Panesar, Surjeet Singh	5	0	5	C.H. Wakabayashi, Tetsuya	15	0
6	L.H. Fernandes, Silvester	6	0	6	L.H. Yamaoka, Toshihiro	6	0
7	R.W. Fernandes, Leo C. D.	16	0	7	R.W. Takizawa, Kenji	7	0
8	R.I. Fernandes, Edgar Simon C.	8	0	8	R.I. Kaoku, Shigeo	4	0
9	C.F. Fernandes, Egbert Carmo	9	0	9	C.F. Tanaka, Hiroshi	9	1
10	L.I. Mangat, Amar Singh	15	0	10	L.I. Yamaguchi, Junichi	8	1
11	L.W. Mendonca, Aloysius Edward	11	0	11	L.W. Kihara, Seiji	11	0

Scores

Goal Getter				Goal Getter			
Period	Time	Name	Goal	Period	Time	Name	Goal
1st Half	26		0	1st Half	27	Yamaguchi, Junichi	1
2nd Half	0		2	2nd Half	4	Tanaka, Hiroshi	1
	0		1				
	0		0				
	0		0				

First Round League Pool A

Match No. 31

Time 11:40

Umpire—Kelly, Henry Douglas NZEALAND
—McLaren, M.C. BRITAIN

Pakistan 6 (4—0) 0 Rhodesia (2—0)

Position	Name	Back No.	Goal	Position	Name	Back No.	Goal
1	G.K. Hamid, Abdul	12	0	1	G.K. Brain, Dereck Hayden	1	0
2	R.B. Ahmad, Munir	2	0	2	R.B. Robertson, Robert Gordon	4	0
3	L.B. Atif, Manzoor Hussain	3	1	3	L.B. Faulds, Beverly F. J.	2	0
4	R.H. Anwar, Saeed	4	0	4	R.H. Mc Phun, John David	5	0
5	C.H. Ahmad, Anwar	5	0	5	C.H. Barbour, Roy Hilton	9	0
6	L.H. Rashid, Muhammad	6	0	6	L.H. Mackay, Ian Reay	8	0
7	R.W. Mahmood, Khalid	7	1	7	R.W. Spence, Ronald John	14	0
8	R.I. Din, Zaka	8	0	8	R.I. Turpin, William Homan	6	0
9	C.F. Afzal, Muhammad	17	3	9	C.F. Koch, Lloyd Bowen	10	0
10	L.I. Asad, Muhammad	10	1	10	L.I. Ulyyett, Robert Bassett	12	0
11	L.W. Ullah, Muti	11	0	11	L.W. Cumming, Graham Charles	15	0

Scores

Goal Getter				Goal Getter			
Period	Time	Name	Goal	Period	Time	Name	Goal
1st Half	6	Afzal, Muhammad	16	F.H.	29	19	48
	18	Afzal, Muhammad	3	L.C.	1	0	1
	19	Mahmood, Khalid	4	P.C.	1	0	1
	22	Asad, Muhammad	1	P.S.	0	0	0
2nd Half	22	Afzal, Muhammad	4	Goal	0	0	0
	27	Atif, Manzoor Hussain					

First Round League Pool B

Match No. 32

Time 10:00

Umpire—Ichikawa, Hideo JAPAN
—Matsunawa, Takashi JAPAN

Belgium 5 (1—1) 1 Canada (4—0)

Position	Name	Back No.	Goal	Position	Name	Back No.	Goal
1	G.K. Berger, Michel	1	0	1	G.K. Preston, Harry Neil	19	0
2	R.B. Vanderstappen, Jacques	2	0	2	R.B. Wright, Lee Madison	3	0
3	L.B. Moussiaux, Daniel	3	0	3	L.B. Johnston, Raymond Ian	6	0
4	R.H. Muschs, Michel	14	0	4	R.H. Buckland, Peter Channing	9	0
5	C.H. Le Clerc, Jean-Louis	5	0	5	C.H. Young, John Gilbert	5	0
6	L.H. Bernaert, Yves	6	0	6	L.H. Ruttle, Reginald P. S.	8	0
7	R.W. Ravinet, Claude	8	0	7	R.W. Ronan, Oerara Christopher	15	0
8	R.I. Rens, Freddy	15	0	8	R.I. Aldridge, Ronald Charles	1	0
9	C.F. Muschs, Andre	9	3	9	C.F. Chopping, Richard James	10	0
10	L.I. Verhoeven, Guy	10	0	10	L.I. Raphael, Alan Mervyn	13	0
11	L.W. Van Beuren, Eric	16	2	11	L.W. Warren, Victor Henry V.	2	1

Scores

Goal Getter				Goal Getter			
Period	Time	Name	Goal	Period	Time	Name	Goal
1st Half	12	Van Beuren, Eric	40	F.H.	22	19	41
2nd Half	1	Muschs, Andre	2	L.C.	0	0	0
	9	Muschs, Andre	1	P.C.	1	0	1
	20	Muschs, Andre	0	P.S.	0	0	0
	24	Van Beuren, Eric	1	Goal	1	0	1

First Round League Pool B

Match No. 37

Time 10:00

Netherlands 2 (0—0) 0Umpire—Balmer, John BRITAIN
—Matsunawa, Takashi JAPAN

Position	Name	Back No.	Goal	Position	Name	Back No.	Goal
1	G.K. Veentjer, Jan	16	0	1	G.K. Ho, Koh Chye	1	0
2	R.B. Leemhuis, Jacob Pieter	10	0	2	R.B. Gurdit Singh, Ranjit S.	14	0
3	L.B. Terlingen, Theodorus B. M.	15	0	3	L.B. Manickam, Shanmuganathan	3	0
4	R.H. Fokker, Johan Pieter	5	0	4	R.H. Micheal, Arulraj	4	0
5	C.H. Mijnaerends, Johan C.	11	0	5	C.H. Munusamy, Doraisamy	5	0
6	L.H. Elffers, John Robert	3	0	6	L.H. Van Huizen, Lawrence J.	6	0
7	R.W. Coster Van Voorhout, C. V.	2	0	7	R.W. Arumugam, Sabapathy	12	0
8	R.I. Van T Hooft, Jan Francis	7	1	8	R.I. Nonis, Douglas Paul	7	0
9	C.F. Zweerts, Guillaum F.	19	0	9	C.F. Chelliah, Paramalingam	8	0
10	L.I. Van Vroonhoven, Th. J. M. V.	18	1	10	L.I. Koh, Hock Seng	10	0
11	L.W. Van Rossem, Erik	12	0	11	L.W. Rajaratnam, Yogeswaran	11	0

Scores

Goal Getter						Goal Getter					
Period	Time	Name	1st Half	2nd Half	Total	Period	Time	Name	1st Half	2nd Half	Total
2nd Half	13	Van T Hooft, Jan Francis	32	32	64	F.H.	31	23	54		
	18	Van Vroonhoven, Th.J.M.V.	0	1	1	L.C.	1	1	2		
			2	1	3	P.C.	1	0	1		
			0	0	0	P.S.	0	0	0		
			0	2	2	Goal	0	0	0		

First Round League Pool B

Match No. 38

Time 11:40

India 3 (1—0) 0Umpire—Thomson, Lyle BRITAIN
—Pelkman, Jan Nieulant BRITAIN

Position	Name	Back No.	Goal	Position	Name	Back No.	Goal
1	G.K. Laxman, S.	1	0	1	G.K. Preston, Harry Neil	19	0
2	R.B. Singh, Prithi Pal	13	1	2	R.B. Wright, Lee Madison	3	0
3	L.B. Singh, Dhara M.	3	0	3	L.B. Johnston, Raymond Ian	6	0
4	R.H. Singh, Jagjit	16	0	4	R.H. Young, John Gilbert	5	0
5	C.H. Singh, Charanjit	5	0	5	C.H. Chopping, Richard James	10	0
6	L.H. Singh, Gurbux	2	0	6	L.H. Anderson, Derrick John	11	0
7	R.W. Singh, Joginder	7	0	7	R.W. Warren, Victor Henry V.	2	0
8	R.I. Peter, V. J.	15	0	8	R.I. Buckland, Peter Channing	9	0
9	C.F. Harbinder, Singh	9	2	9	C.F. Ronan, Oerara Christopher	15	0
10	L.I. Kaushik, Hari Pal	8	0	10	L.I. Raphael, Alan Mervyn	13	0
11	L.W. Singh, Darshan	11	0	11	L.W. Boyd, Anthony Donald	4	0

Scores

Goal Getter						Goal Getter					
Period	Time	Name	1st Half	2nd Half	Total	Period	Time	Name	1st Half	2nd Half	Total
1st Half	12	Harbinder, Singh	34	34	68	F.H.	28	33	61		
2nd Half	15	Singh, Prithi Pal	2	1	3	L.C.	0	0	0		
		31 Harbinder, Singh	4	3	7	P.C.	0	0	0		
			0	0	0	P.S.	0	0	0		
			1	2	3	Goal	0	0	0		

First Round League Pool B

Match No. 39

Time 11:40

Umpire—McLaren, M.C. BRITAIN
—Ichikawa, Hideo JAPAN

Spain **4** (1—0) **0** **Hong Kong**
(3—0)

Position	Name	Back No.	Goal	Position	Name	Back No.	Goal
1	G.K. Del Coso, Carlos	1	0	1	G.K. Kadir, Slawee	1	0
2	R.B. Colomer, Jose	2	1	2	R.B. Grewal, Harnam Singh	2	0
3	L.B. Solaun, Julio	3	0	3	L.B. Khan, Farid	3	0
4	R.H. Echevarria, Jaime	17	0	4	R.H. McCosh, Frederic Samuel	4	0
5	C.H. Dinares, Jose Antonio	5	0	5	C.H. Silva, Joao Bosco Quevedo	5	0
6	L.H. Ventallo, Narciso	6	0	6	L.H. Dillon, Sarinder Singh	15	0
7	R.W. Macaya, Ignacio	7	0	7	R.W. Singh, Kuldip	7	0
8	R.I. Amat, Jaime	8	0	8	R.I. Dallah, Omar Kachung	8	0
9	C.F. Amat, Francisco	9	1	9	C.F. Castro, Daniel Francisco	9	0
10	L.I. Dualde, Eduardo	10	1	10	L.I. Gardner, Packey Benjamin	10	0
11	L.W. Vidal, Jorge	11	1	11	L.W. Guterres, Lionel H.	11	0

Scores

Goal Getter				Goal Getter			
Period	Time	Name	Goal	Period	Time	Name	Goal
1st Half	1	Vidal, Jorge	63	F.H.	30	35	65
2nd Half	7	Colomer, Jose	9	L.C.	1	0	1
	22	Dualde, Eduardo	3	P.C.	0	0	0
	33	Amat, Francisco	1	P.S.	0	0	0
			4	Goal	0	0	0

First Round League Pool B

Match No. 40

Time 11:40

Umpire—McDowell, James AUSTRALA
—Bedells, T. C. AUSTRALA

Germany **0** (0—0) **0** **Belgium**
(0—0)

Position	Name	Back No.	Goal	Position	Name	Back No.	Goal
1	G.K. Stephan, Rainer	1	0	1	G.K. Buisset, Jean-Marie	12	0
2	R.B. Thieme, Axel	2	0	2	R.B. Vanderstappen, Jacques	2	0
3	L.B. Vetter, Klaus	3	0	3	L.B. Lorette, Franz	13	0
4	R.H. Brennecke, Horst	4	0	4	R.H. Muschs, Michel	14	0
5	C.H. Bahner, Klaus	5	0	5	C.H. Le Clerc, Jean-Louis	5	0
6	L.H. Dahmlos, Horst	6	0	6	L.H. Remy, Jacques	4	0
7	R.W. Lippert, Lothar	7	0	7	R.W. Ravinet, Claude	8	0
8	R.I. Westphal, Rolf	8	0	8	R.I. Rens, Freddy	15	0
9	C.F. Freiburger, Karl-Heinz	9	0	9	C.F. Muschs, Andre	9	0
10	L.I. Ehrlich, Dieter	10	0	10	L.I. Bernaert, Yves	6	0
11	L.W. Krause, Adolf	11	0	11	L.W. Roersch, Jean-Louis	11	0

Scores

Goal Getter				Goal Getter			
Period	Time	Name	Goal	Period	Time	Name	Goal
1st Half	39		71	F.H.	27	30	57
	4		6	L.C.	0	0	0
	1		3	P.C.	2	0	2
	0		0	P.S.	0	0	0
	0		0	Goal	0	0	0

First Round League Pool A

Match No. 41

Time 14:15

Japan 2 (1—0) 1 **Rhodesia**
(1—1)

Umpire—Hussain, Iqbal PAKISTAN
—Ayub, S.M. PAKISTAN

Position	Name	Back	No.	Goal	Position	Name	Back	No.	Goal
1	G.K. Miwa, Hiroshi		1	0	1	G.K. Brain, Dereck Hayden		1	0
2	R.B. Yuzaki, Tsuneya		2	0	2	R.B. Robertson, Robert Gordon		4	0
3	L.B. Takashima, Akio		3	2	3	L.B. Van Blomestein, Kevin A.		3	0
4	R.H. Yuzaki, Katsuhiro		14	0	4	R.H. Mc Phun, John David		5	0
5	C.H. Iwahashi, Kunio		5	0	5	C.H. Turpin, William Homan		6	0
6	L.H. Yamaoka, Toshihiko		6	0	6	L.H. Beets, Derrick John		7	0
7	R.W. Takizawa, Kenji		7	0	7	R.W. Spence, Ronald John		14	1
8	R.I. Kaoku, Shigeo		4	0	8	R.I. Unger, Anthony Charles		11	0
9	C.F. Tanaka, Hiroshi		9	0	9	C.F. Koch, Lloyd Bowen		10	0
10	L.I. Yamaguchi, Junichi		8	0	10	L.I. Ulllyett, Robert Bassett		12	0
11	L.W. Kihara, Seiji		11	0	11	L.W. Cumming, Graham Charles		15	0

Scores

Goal Getter								Goal Getter			
Period	Time	Name	Goals	Period	Time	Name	Goals	Period	Time	Name	Goals
1st Half	34	Takashima, Akio	65	F.H.	28	23	51	2nd Half	34	Spence, Ronald John	1
2nd Half	15	Takashima, Akio	2	L.C.	1	0	1				
			6	P.C.	0	0	0				
			0	P.S.	0	0	0				
			2	Goal	0	1	1				

First Round League Pool A

Match No. 42

Time 14:15

Pakistan 2 (1—0) 0 **New Zealand**
(1—0)

Umpire—Elgershuizen, L.A. NETHLAND
—Lathouwers, A. Francois NETHLAND

Position	Name	Back	No.	Goal	Position	Name	Back	No.	Goal
1	G.K. Hamid, Abdul		12	0	1	G.K. Schaefer, William Paul		1	0
2	R.B. Ahmad, Munir		2	1	2	R.B. Patterson, Alan Joseph		2	0
3	L.B. Aziz, Tariq		13	0	3	L.B. Kerr, John		3	0
4	R.H. Anwar, Saeed		4	0	4	R.H. Gillespie, John Ross		5	0
5	C.H. Ahmad, Anwar		5	0	5	C.H. Cullen, John Cameron		6	0
6	L.H. Rashid, Muhammad		6	0	6	L.H. Barnes, Ernest		7	0
7	R.W. Mahmood, Khalid		7	0	7	R.W. Judge, Bruce Raymond		8	0
8	R.I. Din, Zaka		8	0	8	R.I. Anslow, John		10	9
9	C.F. Afzal, Muhammad		17	1	9	C.F. Judge, Charles Grantley		11	0
10	L.I. Asad, Muhammad		10	0	10	L.I. Byers, Peter William		12	0
11	L.W. Ullah, Muti		11	0	11	L.W. Bygrave, Phillip George		17	0

Scores

Goal Getter								Goal Getter			
Period	Time	Name	Goals	Period	Time	Name	Goals	Period	Time	Name	Goals
1st Half	19	Ahmad, Munir	54	F.H.	33	24	57				
2nd Half	16	Afzal, Muhammad	2	L.C.	0	1	1				
			9	P.C.	0	0	0				
			0	P.S.	0	0	0				
			2	Goal	0	0	0				

First Round League Pool B

Match No. 43

Time 10:00

Germany 1 (0—1)
(1—0)

1 **Hong Kong**

Umpire—Abrar, Ahmad PAKISTAN
—Gurusewak, Singh INDIA

Position	Name	Back No.	Goal	Position	Name	Back No.	Goal
1	G.K. Stephan, Rainer	1	0	1	G.K. Kadir, Slawee	1	0
2	R.B. Thieme, Axel	2	0	2	R.B. Grewal, Harnam Singh	2	0
3	L.B. Vetter, Klaus	3	0	3	L.B. Khan, Farid	3	0
4	R.H. Brennecke, Horst	4	0	4	R.H. McCosh, Frederic Samuel	4	0
5	C.H. Bahner, Klaus	5	0	5	C.H. Gardner, Packey Benjamin	10	0
6	L.H. Dahmlos, Horst	6	0	6	L.H. Collaco, Joaquim Jose Jr.	14	0
7	R.W. Lippert, Lothar	7	0	7	R.W. Cunha, Jose Policarpo Da	17	0
8	R.I. Westphal, Rolf	8	0	8	R.I. Dallah, Omar Kachung	8	0
9	C.F. Freiberger, Karl-Heinz	9	1	9	C.F. Castro, Daniel Francisco	9	0
10	L.I. Ehrlich, Dieter	10	0	10	L.I. Singh, Kuldip	7	0
11	L.W. Krause, Adolf	11	0	11	L.W. Guterres, Lionel H.	11	1

Scores

Goal Getter				Goal Getter			
Period	Time	Name	Goal	Period	Time	Name	Goal
2nd Half	34	Freiberger, Karl-Heinz	1	1st Half	12	Guterres, Lionel H.	1
			F.H.				
			L.C.				
			P.C.				
			P.S.				
			Goal				

First Round League Pool B

Match No. 44

Time 10:00

Malaysia 3 (1—1)
(2—0)

1 **Canada**

Umpire—Bedells, T. C. AUSTRALIA
—Chopra, Gurcharan Lall KENYA

Position	Name	Back No.	Goal	Position	Name	Back No.	Goal
1	G.K. Ho, Koh Chye	1	0	1	G.K. Preston, Harry Neil	19	0
2	R.B. Gurdit Singh, Ranjit S.	14	0	2	R.B. Wright, Lee Madison	3	0
3	L.B. Manickam, Shanmuganathan	3	1	3	L.B. Johnston, Raymond Ian	6	0
4	R.H. Kunaratnam, Alagaratnam	15	0	4	R.H. Young, John Gilbert	5	1
5	C.H. Munusamy, Doraisamy	5	0	5	C.H. Chopping, Richard James	10	0
6	L.H. Micheal, Arulraj	4	0	6	L.H. Anderson, Derrick John	11	0
7	R.W. Arumugam, Sabapathy	12	0	7	R.W. Vander Pyl, Arend Peter	16	0
8	R.I. Nonis, Douglas Paul	7	1	8	R.I. Buckland, Peter Channing	9	0
9	C.F. Chelliah, Paramalingam	8	0	9	C.F. Ronan, Oerara Christopher	15	0
10	L.I. Koh, Hock Seng	10	0	10	L.I. Raphael, Alan Mervyn	13	0
11	L.W. Rajaratnam, Yogeswaran	11	1	11	L.W. Warren, Victor Henry V.	2	0

Scores

Goal Getter				Goal Getter			
Period	Time	Name	Goal	Period	Time	Name	Goal
1st Half	22	Manickam, Shanmuganathan	1	1st Half	34	Young, John Gilbert	1
2nd Half	22	Nonis, Douglas Paul	1				
			L.C.				
			P.C.				
			P.S.				
			Goal				

First Round League Pool B

Match No. 45

Time 10:00

Spain 3 (2—0) 0 Belgium
(1—0)

Umpire—Hussain, Iqbal PAKISTAN
—Ayub, S.M. PAKISTAN

Position	Name	Back No.	Goal	Position	Name	Back No.	Goal
1	G.K. Del Coso, Carlos	1	0	1	G.K. Buisset, Jean-Marie	12	0
2	R.B. Colomer, Jose	2	0	2	R.B. Vanderstappen Jacques	2	0
3	L.B. Solaun, Julio	3	0	3	L.B. Lorette, Franz	13	0
4	R.H. Calzado, Juan Angel	4	0	4	R.H. Muschs, Michel	14	0
5	C.H. Dinares, Jose Antonio	5	0	5	C.H. Le Clerc, Jean-Louis	5	0
6	L.H. Ventallo, Narciso	6	0	6	L.H. Remy, Jacques	4	0
7	R.W. Macaya, Ignacio	7	0	7	R.W. Miserque, Guy	7	0
8	R.I. Amat, Jaime	8	0	8	R.I. Verhoeven, Guy	10	0
9	C.F. Amat, Francisco	9	3	9	C.F. Muschs, Andre	9	0
10	L.I. Dualde, Eduardo	10	0	10	L.I. Bernaert, Yves	6	0
11	L.W. Vidal, Jorge	11	0	11	L.W. Van Beuren, Eric	16	0

Scores

Goal Getter				Goal Getter			
Period	Time	Name	Goal	Period	Time	Name	Goal
1st Half	15	Amat, Francisco	1	F.H.	36	30	66
	23	Amat, Francisco	1	L.C.	0	2	2
2nd Half	14	Amat, Francisco	1	P.C.	1	1	2
			0	P.S.	0	0	0
			2	Goal	0	0	0

First Round League Pool A

Match No. 46

Time 11:40

Great Britain 1 (0—0) 0 Japan
(1—0)

Umpire—Jameson, J. J. INDIA
—Mudaliar, Sundaram INDIA

Position	Name	Back No.	Goal	Position	Name	Back No.	Goal
1	G.K. Fishwick, Paul Darrell	1	0	1	G.K. Miwa, Hiroshi	1	0
2	R.B. Neill, John Whitley	2	0	2	R.B. Yuzaki, Thuneya	2	0
3	L.B. Judge, Harold David	3	0	3	L.B. Takashima, Akio	3	0
4	R.H. Wilman, David	4	0	4	R.H. Yuzaki, Katsuhiko	14	0
5	C.H. Deegan, James F. A.	9	0	5	C.H. Wakabayashi, Tetsuya	15	0
6	L.H. Page, Alan Graham	8	0	6	L.H. Yamaoka, Toshihiko	6	0
7	R.W. Hindle, John	11	0	7	R.W. Takizawa, Kenji	7	0
8	R.I. Veit, David Michael	14	0	8	R.I. Kaoku, Shigeo	4	0
9	C.F. Cutter, Geoffrey Michale	15	1	9	C.F. Tanaka, Hiroshi	9	0
10	L.I. Langhorne, Chris John	12	0	10	L.I. Yamaguchi, Junichi	8	0
11	L.W. Miller, Derek Robert	17	0	11	L.W. Kihara, Seiji	11	0

Scores

Goal Getter				Goal Getter			
Period	Time	Name	Goal	Period	Time	Name	Goal
2nd Half	26	Cutter, Geoffrey Michael	1	F.H.	18	25	43
			2	L.C.	0	0	0
			1	P.C.	1	2	3
			0	P.S.	0	0	0
			0	Goal	0	0	0

First Round League Pool A

Match No. 47

Time 11:40

Pakistan 2 (1—1) **1**

Umpire—Schinner, Walter GERMANY

—Trapper, Karl GERMANY

(1—0)

Position	Name	Back No.	Goal	Position	Name	Back No.	Goal
1	G.K. Hamid, Abdul	12	0	1	G.K. Waters, Antony	16	0
2	R.B. Ahmad, Munir	2	0	2	R.B. McWatters, Donald	9	0
3	L.B. Atif, Manzoor Hussain	3	1	3	L.B. Glencross, Brian	6	0
4	R.H. Anwar, Saeed	4	0	4	R.H. McBryde, John	1	0
5	C.H. Ahmad, Anwar	5	0	5	C.H. Pearce, Julian	13	0
6	L.H. Rashid, Muhammad	6	0	6	L.H. Wood, Graham	15	0
7	R.W. Mahmood, Khalid	7	0	7	R.W. Hodder, Robin	7	0
8	R.I. Din, Zaka	8	0	8	R.I. Evans, Raymond	5	0
9	C.F. Afzal, Muhammad	17	0	9	C.F. Pearce, Eric	12	0
10	L.I. Asad, Muhammad	10	1	10	L.I. Nilan Patrick	11	1
11	L.W. Ullah, Muti	11	0	11	L.W. Smart, Donald	14	0

Scores

Goal Getter								Goal Getter				
Period	Time	Name	1st Half	2nd Half	Total	1st Half	2nd Half	Total	Period	Time	Name	
1st Half	25	Atif, Manzoor Hussain	26	30	56	F.H.	28	27	55	1st Half	13	Nilan, Patrick
2nd Half	11	Asad, Muhammad	0	0	0	L.C.	0	0	0			
			2	2	4	P.C.	0	1	1			
			0	0	0	P.S.	0	0	0			
			1	1	2	Goal	1	0	1			

First Round League A

Match No. 48

Time 11:40

New Zealand 1 (0—0) **2**

Umpire—Thomson, Lyle BRITAIN

—Lelli, Rino ITALY

(1—2)

Position	Name	Back No.	Goal	Position	Name	Back No.	Goal
1	G.K. Schaefer William Paul	1	0	1	G.K. Brain, Dereck Havden	1	0
2	R.B. Patterson, Alan Joseph	2	1	2	R.B. Robertson, Robert Gordon	4	0
3	L.B. Carter, Timothy Joseph	4	0	3	L.B. Van Blomestein, Kevin A.	3	0
4	R.H. Gillespie, John Ross	5	0	4	R.H. McPhun, John David	5	0
5	C.H. Cullen, John Cameron	6	0	5	C.H. Turpin, William Homan	6	0
6	L.H. Barnes, Ernest	7	0	6	L.H. Mackay, Ian Reay	8	0
7	R.W. Judge Bruce Raymond	8	0	7	R.W. Tomlinson Desmond Neame	13	1
8	R.I. Anslow John	10	0	8	R.I. Spence, Ronald John	14	0
9	C.F. Byers, Peter William	12	0	9	C.F. Koch, Lloyd Bowen	10	1
10	L.I. Bygrave, Phillip George	17	0	10	L.I. Ullyett, Robert Bassett	12	0
11	L.W. Blake, Trevor William	18	0	11	L.W. Cumming, Graham Charles	15	0

Scores

Goal Getter								Goal Getter				
Period	Time	Name	1st Half	2nd Half	Total	1st Half	2nd Half	Total	Period	Time	Name	
2nd Half	26	Patterson, Alan Joseph	31	30	61	F.H.	34	29	63	2nd Half	32	Koch, Lloyd Bowen
			4	6	10	L.C.	0	1	1		33	Tomlinson,
			5	3	8	P.C.	1	1	2			Desmond Neame
			0	0	0	P.S.	0	0	0			
			0	1	1	Goal	0	2	2			

Match for 5th and 6th Places

Match No. 51

Time 12:00

Umpire—McDowell, James AUSTRALIA
—Jameson, J. J. INDIA

Germany 5 (3—1) 1 Japan

(2—0)

Position	Name	Back No.	Goal	Position	Name	Back No.	Goal
1	G.K. Stephan, Rainer	1	0	1	G.K. Miwa, Hiroshi	1	0
2	R.B. Thieme, Axe	2	0	2	R.B. Wakabayashi, Tetsuya	15	0
3	L.B. Vetter, Klaus	3	0	3	L.B. Takashima, Akio	3	0
4	R.H. Brennecke, Horst	4	0	4	R.H. Yuzaki, Katsuhiro	14	0
5	C.H. Banner, Klaus	5	0	5	C.H. Yuzaki, Tsuneya	2	0
6	L.H. Dahmlos, Horst	6	0	6	L.H. Yamaoka, Toshihiko	6	0
7	R.W. Lippert, Lothar	7	0	7	R.W. Takizawa, Kenji	7	0
8	R.I. Westphal, Rolf	8	3	8	R.I. Yamaguchi, Junichi	8	0
9	C.F. Freiberger, Karl-Heinz	9	2	9	C.F. Tanaka, Hiroshi	9	0
10	L.I. Ehrlich, Dieter	10	0	10	L.I. Okabe, Michio	10	0
11	L.W. Krause, Adolf	11	0	11	L.W. Kihara, Seiji	11	1

Scores

Goal Getter				Goal Getter			
Period	Time	Name	Goal	Period	Time	Name	Goal
1st Half	18	Freiberger, Karl-Heinz	1	1st Half	13	Kihara, Seiji	1
	22	Westphal, Rolf	1				
	30	Freiberger, Karl-Heinz	1				
2nd Half	30	Westphal, Rolf	1				
	34	Westphal, Rolf	1				

Semi-Final

Match No. 52

Time 12:15

Umpire—Balmer, John BRITAIN
—Handley, Baynerd BRITAIN

Pakistan 3 (1—0) 0 Spain

(2—0)

Position	Name	Back No.	Goal	Position	Name	Back No.	Goal
1	G.K. Hamid, Abdul	12	0	1	G.K. Del Coso, Carlos	1	0
2	R.B. Ahmad, Munir	2	2	2	R.B. Dualde, Eduardo	10	0
3	L.B. Atif, Manzoor Hussain	3	0	3	L.B. Solaun, Julio	3	0
4	R.H. Anwer, Saeed	4	0	4	R.H. Calzado, Juan Angel	4	0
5	C.H. Ahmad, Anwar	5	0	5	C.H. Dinares, Jose Antonio	5	0
6	L.H. Rashid, Muhammad	6	0	6	L.H. Ventallo, Narciso	6	0
7	R.W. Mahmood, Khalid	7	0	7	R.W. Macaya, Ignacio	7	0
8	R.I. Din, Zaka	8	1	8	R.I. Usoz, Luis Maria	13	0
9	C.F. Afzal, Muhammad	17	0	9	C.F. Amat, Jaime	8	0
10	L.I. Asad, Muhammad	10	0	10	L.I. Amat, Pedro	16	0
11	L.W. Ullah, Muti	11	0	11	L.W. Vidal, Jorge	11	0

Scores

Goal Getter				Goal Getter			
Period	Time	Name	Goal	Period	Time	Name	Goal
1st Half	16	Ahmad, Munir	1				
2nd Half	5	Ahmad, Munir	1				
	26	Din, Zaka	1				

Semi-Final

Match No. 53

Time 13:55

India **3** (3—1) **1** **Australia** —Schinner, Walter **NETHLAND**
(0—0)

Position	Name	Back No.	Goal	Position	Name	Back No.	Goal
1	G.K. Laxman, S.	1	0	1	G.K. Dearing, Paul	4	0
2	R.B. Singh, Prithi Pal	13	2	2	R.B. McWatters, Donald	9	0
3	L.B. Singh, Dhara M.	3	0	3	L.B. Glencross, Brian	6	0
4	R.H. Mohinder, Lal	4	1	4	L.H. McBryde, John	1	0
5	C.H. Singh, Charanjit	5	0	5	C.H. Pearce, Julian	13	0
6	L.H. Singh, Gurbux	2	0	6	L.H. Wood, Graham	15	0
7	R.W. Singh, Joginder	7	0	7	R.W. Hodder, Robin	7	0
8	R.I. Peter, V. J.	15	0	8	R.I. Evans, Raymond	5	0
9	C.F. Harbinder, Singh	9	0	9	C.F. Pearce, Eric	12	0
10	L.I. Kaushik, Hari Pal	8	0	10	L.I. Nilan, Patrick	11	1
11	L.W. Singh, Darshan	11	0	11	L.W. Smart, Donald	14	0

Scores

Goal Getter				Goal Getter			
Period	Time	Name	Goal	Period	Time	Name	Goal
1st Half	22	Singh, Prithi Pal	1	1st Half	11	Nilan, Patrick	1
	23	Mohinder, Lal	1				
	25	Singh, Prithi Pal	1				
			3				

Match for 5th and 6th Places

Match No. 54

Time 13:55

Kenya **0** (0—1) **3** **Germany** —Lelli, Rino **AUSTRALA**
(0—2)

Position	Name	Back No.	Goal	Position	Name	Back No.	Goal
1	G.K. Simonian, John Levon	12	0	1	G.K. Stephan, Rainer	1	0
2	R.B. Vaz, Anthony Querobino E.	2	0	2	R.B. Thieme, Axel	2	0
3	L.B. Sohal, Avtar Singh	3	0	3	L.B. Vetter, Klaus	3	0
4	R.H. Matharu, Santokh Singh	4	0	4	R.H. Brennecke, Horst	4	0
5	C.H. Panesar, Surjeet Singh	5	0	5	C.H. Bahner, Klaus	5	0
6	L.H. Fernandes, Silvester	6	0	6	L.H. Dahmlos, Horst	6	0
7	R.W. Fernandes, Leo C. D.	16	0	7	R.W. Hanschke, Reiner	13	0
8	R.I. Fernandes, Edger Simon C.	8	0	8	R.I. Westphal, Rolf	8	0
9	C.F. Fernandes, Egbert Carmo	9	0	9	C.F. Lippert, Lothar	7	1
10	L.I. Mangat, Amar Singh	15	0	10	L.I. Ehrlich, Dieter	10	2
11	L.W. Mendonca, Aloysius Edward	11	0	11	L.W. Krause, Adolf	11	0

Scores

Goal Getter				Goal Getter			
Period	Time	Name	Goal	Period	Time	Name	Goal
1st Half	20		0	1st Half	6	Lippert, Lothar	1
	21		0	2nd Half	6	Ehrlich, Dieter	1
			1		22	Ehrlich, Dieter	1
			3				
			0				
			0				

Match for 3rd and 4th Places

Match No. 55

Time 12:15

Australia 3 (1-0) 2 Spain
(1-2)
(1-0)

Umpire—Elgershuizen, L. A. NETHLAND

—Jameson, J. J. INDIA

Position	Name	Back No.	Goal	Position	Name	Back No.	Goal
1 G.K.	Dearing, Paul	4	0	1 G.K.	Del Coso, Carlos	1	0
2 R.B.	McWatters, Donald	9	1	2 R.B.	Colomer Jose	2	0
3 L.B.	Glencross, Brian	6	0	3 L.B.	Solaun, Julio	3	0
4 R.H.	McBryde, Johon	1	0	4 R.H.	Calzado, Juan Angel	4	0
5 C.H.	Pearce, Julian	13	0	5 C.H.	Dinares, Jose Antonio	5	0
6 L.H.	Wood, Graham	15	0	6 L.H.	Ventallo, Narciso	6	0
7 R.W.	Hodder, Robin	7	0	7 R.W.	Macaya, Ignacio	7	2
8 R.I.	Evans, Raymond	5	0	8 R.I.	Amat, Jaime	8	0
9 C.F.	Pearce, Eric	12	2	9 C.F.	Amat, Francisco	9	0
10 L.I.	Nilan, Patrick	11	0	10 L.I.	Dualde, Eduardo	10	0
11 L.W.	Smart, Donald	14	0	11 L.w.	Vidal, Jorge	11	0

Scores

Goal Getter					Goal Getter									
Period	Time	Name	1st Half	2nd Half	Ext.	Total	1st Half	2nd Half	Ext.	Total	Period	Time	Name	
1st Half	16	Pearce, Eric	20	28	8	56	F.H.	23	24	15	62	2nd Half	2	Macaya, Ignacio
2nd Half	30	McWatters, Donald	1	2	1	4	L.C.	1	1	0	2	2	Macaya, Ignacio	
Ext.	11	Pearce, Eric	4	3	3	10	P.C.	3	0	0	3			
			0	0	0	0	P.S.	0	0	0	0			
			1	1	1	3	Goal	0	2	0	2			





Pakistan v. India matches
Les matchs Pakistan contre l'Inde



Match for 1st and 2nd Places

Match No. 56

Time 14:20

Umpire—Schinner, Walter GERMANY

Pakistan 0 (0—0) 1 India —Lathouwers, A. Fransois NETHLAND (0—1)

Position	Name	Back No.	Goal	Position	Name	Back No.	Goal
1	G.K. Hamid, Addul	12	0	1	G.K. Laxman, S.	1	0
2	R.B. Ahmad, Munir	2	0	2	R.B. Singh, Prithi Pal	13	0
3	L.B. Atif, Manzoor Hussain	3	0	3	L.B. Singh, Dhara M.	3	0
4	R.H. Anwar, Saeed	4	0	4	R.H. Mohinder, Lal	4	1
5	C.H. Ahmad, Anwar	5	0	5	C.H. Singh, Charanjit	5	0
6	L.H. Rashid, Muhammad	6	0	6	L.H. Singh, Gurbux	2	0
7	R.W. Mahmood, Khalid	7	0	7	R.W. Singh, Joginder	7	0
8	R.I. Din, Zaka	8	0	8	R.I. Peter, V. J.	15	0
9	CF. Afzal, Muhammad	17	0	9	C.F. Harbinder, Singh	9	0
10	L.I. Asad, Muhammad	10	0	10	L.I. Kaushik, Hari Pal	8	0
11	L.W. Ullah, Muti	11	0	11	L.W. Singh, Darshan	11	0

Scores

Goal Getter				Goal Getter			
Period	Time	Name	Goals	Period	Time	Name	Goals
1st Half	31		31	1st Half	30		30
2nd Half	5		6	2nd Half	24		24
Total			61	Total			54
			F.H.				
			L.C.				
			P.C.				
			P.S.				
			Goal				

The winners in the Hockey events

① INDIA ② PAKISTAN ③ AUSTRALA

Les vainqueurs de Hockey






India (sky blue uniforms) v. Belgium at the No. 1 Hockey Ground

Pakistan (green uniforms) v. Kenya at the No. 2 Hockey Ground





On the first day Spain (red uniforms) v. Netherlands





India (sky blue uniforms) v. Pakistan



New Zealand (black jerseys) v. Kenya at the No. 1 Hockey Ground



Pakistan (green uniforms) v. Japan (white) at the No. 1 Hockey Ground



Judo

International Judo Federation Fédération International de Judo

The Consultative Committee of Referees :
Les Comité Consultatif des Arbitres :

President: Président: Kano, Risei	Referees: Les Arbitres:	Hisanaga, Sadao
Vice-Presidents: Vice Présidents:	Kudo, Kazuzo	Tsuan Lgang Huang
Andre Ertel	Kurihara, Tamio	Kanda, Kyutaro
Chin Kyung Suk	Morishita, Isamu	Kikuchi, Yoji
Oscar Jose Perez	Jacobus Nauwelaers De Age	Kotani, Sumiyuki
Ivan Zavetchanos	Ocho, Yoshio	Kenneth Kaname Kuniyuki
Louii Guirandou-N'diaye	Philip S. Porter	Natsui, Shokichi
Secretary-General: Secrétaire Général:	Abe, Nobubumi	Charles Palmer
Paul Bonet-Maury	Yung Doo Bang	Cuy Pelletier
Treasurer: Trésorier:	Jac Joh, Bonje	Oscar Jose Perez
Raymond Delforge	Hermann Otto Brief	Ladislav Pikhart
Sport Director: Directeur Sport:	Augusto De Oriveira Cordero Falise	Rayaond Rossin
Kawamura, Teizo	Hamano, Shohei	Chin Kyund Suk
Assistant Sport Director: Sous-Directeur Sport:	Frank Minoru Hatsushita	Emil Horst Wolf
Jacobus Nauwelaerts De Age	Hirose, Iwao	Yamamoto, Hiroshi
Representative to the Tokyo Olympiad:		
Hayakawa, Masaru		

Time Table

Tuesday, Oct. 20th, 1964			
08:00—10:00	Olympic Village	Light Weight	Weighing-in
13:00—about 18:00	Nippon Budokan Hall		Light Weight
Wednesday, Oct. 21st			
08:00—10:00	Olympic Village	Middle Weight	Weighing-in
13:00—about 18:00	Nippon Budokan Hall		Middle Weight
Thursday, Oct. 22nd			
08:00—10:00	Olympic Village	Heavy Weight	Weighing-in
13:00—about 16:30	Nippon Budokan		Heavy Weight
Friday, Oct. 23rd			
13:00—about 16:30	Nippon Budokan Hall		All Weights

Light Weight—Poids léger (Up to 68 kg) 18 countries 25 competitors **Note :** Q / Qualified E / Eliminated

Elimination League

Group No.	Winner	Country	Waza	Loser	Country
1	Reisinger, Karl	AUSTRIA	Kinsa	Schiessleder, Matthias	GERMANY
	Maruyama, Paul Kuniaki	U.S.A.	Awasewaza	Reisinger, Karl	AUSTRIA
	Maruyama, Paul Kuniaki	U.S.A.	Awasewaza	Schiessleder, Matthias	GERMANY
Group 1 Classification					
	(Q) Maruyama, Paul Kuniaki	U.S.A.	2 Victories		
	(E) Reisinger, Karl	AUSTRIA	1 Victory		
	(E) Schiessleder, Matthias	GERMANY	0 Victory		
2	Nakatani, Takehide	JAPAN	Kamishihogatame	Rasmelugon, Udom	THAILAND
	Nakatani, Takehide	JAPAN	Kuzure-Kamishihoga tame	Jacks, Brian Albert T.	BRITAIN
	Jacks, Brian Albert T.	BRITAIN	Haraitsurikomiashi	Rasmelugon, Udom	THAILAND
Group 2 Classification					
	(Q) Nakatani, Takehide	JAPAN	2 Victories		
	(E) Rasmelugon, Udom	THAILAND	0 Victory		
	(E) Jacks, Brian Albert T.	BRITAIN	1 Victory		
3	Dalton, Brian	AUSTRALA	Kinsa	Suh, Sang-Chul	KOREA
	Stepanov, Oleg	U.S.S.R.	Kinsa	Dalton, Brian	AUSTRALA
	Stepanov, Oleg	U.S.S.R.	Udehishigi-Jujigatame	Suh, Sang-Chul	KOREA

Group 3 Classification

(Q)	Stepanov, Oleg	U.S.S.R.	2	Victories
(E)	Dalton, Brian	AUSTRALA	1	Victory
(E)	Suh, Sang-Chul	KOREA	0	Victory

Group No.	Winner	Country	Waza	Loser	Country
4	Carmeni, Bruno Giuseppe	ITALY	Kinsa	Chang, Won-Ku	TAIWAN
	Lesturgeon, Gaston M.	FRANCE	Wazaari ni Chikai Waza	Carmeni, Bruno Giuseppe	ITALY
	Chang, Won-Ku	TAIWAN	Wazaari ni Chikai Waza	Lesturgeon, Gaston M.	FRANCE
	Chang, Won-Ku	TAIWAN	Kinsa	Lesturgeon, Gaston M.	FRANCE

Group 4 Classification

(Q)	Chang, Won-Ku	TAIWAN	2	Victories
(E)	Carmeni, Bruno Giuseppe	ITALY	1	Victory
(E)	Lesturgeon, Gaston M.	FRANCE	1	Victory

Group No.	Winner	Country	Waza	Loser	Country
5	Zotter, Gerhard	AUSTRIA	Uchimata	Uematsu, Vicente H.	PHILPINS
	Karpencopf, Oscar Hugo	ARGENTIN	Okurierijime	Arredondo Cepeda F., Rene	MEXICO
	Arredondo Cepeda F., Rene	MEXICO	Kinsa	Uematsu, Vicentn H.	PHILPINS
	Zotter, Gerhard	AUSTRIA	Kesagatame	Karpencopf, Oscar Hugo	ARGENTIN
	Uematsu, Vicente H.	PHILPINS	Fusen-Gachi	Karpencopf. Oscar Hugo	ARGENTIN
	Zotter, Gerhard	AUSTRIA	Kinsa	Arredondo Cepeda F., Rene	MEXICO

Group 5 Classification

(Q)	Zotter, Gerhard	AUSTRIA	3	Victories
(E)	Karpencopf, Oscar Hugo	ARGENTIN	1	Victory
(E)	Arredondo Cepeda F., Rene	MEXICO	1	Victory
(E)	Uematsu, Vicente H.	PHILPINS	1	Victory

Group No.	Winner	Country	Waza	Loser	Country
6	Haenni, Eric	SWITZ	Uchimata	Chu Yi, Aurelio	PANAMA
	Chu Yi, Aurelio	PANAMA	Fusen-Gachi	+ Gamba, Stefano	ITALY
	Haenni, Eric	SWITZ	Fusen-Gachi	+ Gamba, Stefano	ITALY

Group 6 Classification

(Q)	Haenni, Eric	SWITZ	2	Victories
(E)	Chu Yi, Aurelio	PANAMA	1	Victory
(E)	Gamba, Stefano	ITALY	0	Victory

Group No.	Winner	Country	Waza	Loser	Country
7	Park, Chung-Sam	KOREA	Kaeshiwaza	Bourreau, Andre	FRANCE
	Park, Chung-Sam	KOREA	Seoinage	Ford., Ronald Keith	AUSTRALA
	Bourreau, Andre	FRANCE	Wazaari ni Chikai Waza	Ford., Ranald Keith	AUSTRALA

Group 7 Classification

(Q)	Park, Chung-Sam	KOREA	2	Victory
(E)	Bourreau, Andre	FRANCE	1	Victory
(E)	Ford, Ronald Keith	AUSTRALA	0	Victory

Group No.	Winner	Country	Waza	Loser	Country
8	Harssarungsri, Eiam	THAILAND	Wazaari	Nguyen-Van, Binh	VIET-NAM
	Bogolubov, Aron	U.S.S.R.	Hanemakikomi	Nguyen-Van, Binh	VIET-NAM
	Bogolubov, Aron	U.S.S.R.	Udehishigi-Jujigatame	Harssarungsri, Eiam	THAILAND

Group 8 Classification

(Q)	Bogolubov, Aron	U.S.S.R.	2	Victories
(E)	Harssarungsri, Eiam	THAILAND	1	Victory
(E)	Nguyen-Van, Binh	VIET-NAM	0	Victory

Final Tournament – 1st Round

Contest No.	Winner	Country	Waza	Loser	Country
28	Nakatani, Takehide	JAPAN	Deashibarai 0'24"	Maruyama, Paul Kuniaki	U.S.A.
			Referee—Rossin, Rayaond		FRANCE
			Judge —Suk, Chin Kyund		KOREA
			Judge —Pelletier, Guy		FRANCE
29	Stepanov, Oleg	U.S.S.R.	Sukuinage 2'10"	Chang, Won-ku	TAIWAN
			Referee—Yamoto, Hiroshi		JAPAN
			Judge —Tashima, Shigeo		U.S.A.
			Judge —Wolf, Horst		GERMANY
30	Haenni, Eric	SWITZ	Uchimata 0'44"	Zotter, Gerhard	AUSTRIA
			Referee—Hamano, Shohei		JAPAN
			Judge —Kuniyuki, Kenneth Kaname		U.S.A.
			Judge —Huang, Tsuan-Lgang		TAIWAN
31	Bogolubov, Aron	U.S.S.R.	Wazaari	Park, Chung-Sam	KOREA
			Referee—Kuniyuki, Kenneth Kaname		U.S.A.
			Judge —Huang, Tsuan-Lgang		TAIWAN
			Judge —Hamano, Shohei		JAPAN

Final Tournament – Semi Final Matches

Contest No.	Winner	Country	Waza	Loser	Country
32	Nakatani, Takehide	JAPAN	Awasewaza 4'25"	Stepanov, Oleg	U.S.S.R.
			Referee —Wolf, Horst		GERMANY
			Judge —Kuniyuki, Kenneth Kaname		U.S.A.
			Judge —Huang, Tsuan-Lgang		TAIWAN
33	Haenni, Eric	SWITZ	Kinsa	Bdgolubov, Aron	U.S.S.R.
			Referee—Kanda, Kyutaro		JAPAN
			Judge —Tashima, Shigeo		U.S.A.
			Judge —Pelletier, Guy		FRANCE

Final Tournament – Final Match

Contest No.	Winner	Country	Waza	Loser	Country
34	Nakatani, Takehide	JAPAN	Awasewaza 1'15"	Haenni, Eric	SWITZ
			Referee —Rossin, Rayaond		FRANCE
			Judge —Huang, Tsun-Lgang		TAIWAN
			Judge —Tamura, Y. Vincent		U.S.A.



O. Stepanov (URS) v. B. Dalton (AUS) during the league matches Light-weight Division

O. Stepanov (URS) contre B. Dalton (AUS), pendant les matchs de championnat, catégorie Poids léger

Middle Weight=Poids Moyen (68~80kg) 20 countries 25 competitors**Note :** Q/Qualified E/Eliminated**Elimination League**

Group No.	Winner	Country	Waza	Loser	Country
1	Perez, Rodolfo	ARGENTIN	Awasewaza	Moorthy, Kanapathy Sathia	MALAYSIA
	Moorthy, Kanapathy Sathia	MALAYSIA	Kaeshiwaza	Repuyan, Bernardino R.	PHILPINS
	Perez, Rodolfo	ARGENTIN	Awasewaza	Repuyan, Bernardino R.	PHILPINS
Group 1 Classification					
	(Q) Perez, Rodolfo	ARGENTIN		2	Victories
	(E) Moorthy, Kanapathy Sathia	MALAYSIA		1	Victory
	(E) Repuyan, Bernardino R.	PHILPINS		0	Victory
Group No.	Winner	Country	Waza	Loser	Country
2	Bregman, James Steven	U.S.A.	Uchimata	Goldschmied Rodriguez, G.	MEXICO
	Bregman, James Steven	U.S.A.	Seoinage	Paige, Peter Ranken	AUSTRALA
	Goldschmied Rodriguez, G.	MEXICO	Kinsa	Paige, Peter Ranken	AUSTRALA
Group 2 Classification					
	(Q) Bregman, James Steven	U.S.A.		2	Victories
	(E) Goldschmied Rodriguez, G.	MEXICO		1	Victory
	(E) Paige, Peter Ranken	AUSTRALA		0	Victory
Group No.	Winner	Country	Waza	Loser	Country
3	Le Berre, Jacques	FRANCE	Uchimata	Madrigal, Orland	COSTRICA
	Hofmann, Wolfgang	GERMANY	Awasewaza	Le Berre, Jacques	FRANCE
	Hofmann, Wolfgang	GERMANY	Kuzure-Kesagatame	Madrigal, Orland	COSTRICA
Group 3 Classification					
	(Q) Hofmann, Wolfgang	GERMANY		2	Victories
	(E) Le Berre, Jacques	FRANCE		1	Victories
	(E) Madrigal, Orland	COSTRICA		0	Victory
Group No.	Winner	Country	Waza	Loser	Country
4	Snijders, Petrus H. C.	NETHLAND	Awasewaza	Sinhasema, Pipat	THAILAND
	Sinhasema, Pipat	THAILAND	Hanegoshi	Thai-Thuc, Thuan	VIET-NAM
	Snijders, Petrus H. C.	NETHLAND	Ouchigri	Thai-Thuc, Thuan	VIET-NAM
Group 4 Classification					
	(Q) Snijders, Petrus H. C.	NETHLAND		2	Victories
	(E) Sinhasema, Pipat	THAILAND		1	Victory
	(E) Thai-Thuc, Thuan	VIET-NAM		0	Victory
Group No.	Winner	Country	Waza	Loser	Country
5	Redl, Alfred	AUSTRIA	Kesagatame	Gracia, Narzal L.	PHILPINS
	Shiozawa, Lhofel	BRAZIL	Awasewaza	Barquero, Rafael	COSTRICA
	Shiozawa, Lhofel	BRAZIL	Awasewaza	Redl, Alfred	AUSTRIA
	Garcia, Narzal L.	PHILPINS	Kaeshiwaza	Barquero, Rafael	COSTRICA
	Redl, Alfred	AUSTRIA	Awasewaza	Barquero, Rafael	COSTRICA
	Shiozawa, Lhofel	BRAZIL	Kosotogake	Garcia, Narzal L.	PHILPINS
Group 5 Classification					
	(Q) Shiozawa, Lhofel	BRAZIL		3	Victories
	(E) Barquero, Rafael	COSTRICA		0	Victory
	(E) Redl, Alfred	AUSTRIA		2	Victories
	(E) Garcia, Narzal L.	PHILPINS		1	Victory
Group No.	Winner	Country	Waza	Loser	Country
6	Huang, Chin Chun	TAIWAN	Seoinage	Le Ba, Thanh	VIET-NAM
	Kim, Eui-Tae	KOREA	Uchimata	Huang, Chin-Chun	TAIWAN
	Kim, Eui-Tae	KOREA	Awasewaza	Le Ba, Thanh	VIET-NAM
Group 6 Classification					
	(Q) Kam, Eui-Tae	KOREA		2	Victories
	(E) Huang, Chin Chun	TAIWAN		1	Victory
	(E) Le Ba, Thanh	VIET-NAM		0	Victory



Middle-weight S. Hoare (GBI) v. L. Grossain (FRA)
Poids mogen S. Hoare (GBI) contre L. Grossain (FRA)

Group No.	Winner	Country	Waza	Loser	Country
7	Grossain, Lionel	FRANCE	Wazaari	Hoare, Sydney Reginald	BRITAIN
	Snijders, Johannes H. C.	NETHLAND	Kaeshiwaza	Hoare, Sydney Reginald	BRITAIN
	Grossain, Lionel	FRANCE	Awasewaza	Snijders, Johannes H. C.	NETHLAND

Group 7 Classification

(Q)	Grossain, Lionel	FRANCE	2	Victories
(E)	Hoare, Sydeney Reginald	BRITAIN	0	Victory
(E)	Snijders, Johannes H. C.	NETHLAND	1	Victory

Group No.	Winner	Country	Waza	Loser	Country
8	Matos, Fernando Costa	PORTUGAL	Wazaari ni Chikai Waza	Jorge, Lugo Lugo	VENEZULA
	Okano, Isao	JAPAN	Seoinage	Matos, Fernando Costa	PORTUGAL
	Okano, Isao	JAPAN	Awasewaza	Jorge, Lugo Lugo	VENEZULA

Group 8 Classification

(Q)	Okano, Isao	JAPAN	2	Victories
(E)	Matos, Fernando Costa	PORTUGAL	1	Victory
(E)	Jorge, Lugo Lugo	VENEZULA	0	Victory

Note : Q / Qualified E / Eliminated + / Play off

Final Tournament – 1st Round

Contest No.	Winner	Country	Waza	Loser	Country
28	Bregman, James Steven	U.S.A.	Awasewaza 5'16"	Perez, Rodolfo Referee—Suk, Chin Kyund Judge —Palmer, Charles Judge —Yamamoto, Hiroshi	ARGENTIN KOREA BRITAIN JAPAN
29	Hofmann, Wolfgang	GERMANY	Uchimata 3'10"	Shijders, Petrus H. C. Referee—Palmer, Charles Judge —Suk, Chin Kyund Judge —Yamamoto, Hiroshi	NETHLAND BRITAIN KOREA JAPAN
30	Kim, Eui-Tae	KOREA	Awasewaza 1'33"	Shiozawa, Lhofel Referee—Brief, Hermann Otto Judge —Tamura, Y. Vincent Judge —Kuniyuki, Kenneth Kaname	BRAZIL GERMANY U.S.A. U.S.A.
31	Okano, Isao	JAPAN	Okurierijime 5'18"	Grossain, Lionel Referee—Tamura, Y. Vincent Judge— Kuniyuki, Kenneth Kaname Judge— Brief, Hermann Otto	FRANCE U.S.A. U.S.A. GERMANY

Final Tournament – Semi Final Matches

Contest No.	Winner	Country	Waza	Loser	Country
32	Hofmann, Wolfgang	GERMANY	Udehishigi-Jujigatame 1'21"	Bregman, James Steven Referee—Kikuchi, Yoji Judge —Pelletier Guy Judge —Bang, Yung Doo	U.S.A. JAPAN FRANCE KOREA
33	Okano, Isao	JAPAN	Wazaari Ni Chikai Waza 1'36"	Kim, Eui-Tae Referee—Palmer, Charles Judge —Tamura, Y. Vincent Judge —Huang, Tsuan-Lgang	KOREA BRITAIN U.S.A. TAIWAN

Final Tournament – Final Match

Contest No.	Winner	Country	Waza	Loser	Country
34	Okano, Isao	JAPAN	Yokoshihogatame 1'36"	Hofmann, Wolfgang Referee—Bontje J. Johannes Judge —Kuniyuki, Kenneth Kaname Judge —Suk, Chin Kyund	GERMANY NETHLAND U.S.A. KOREA

Heavy Weight==Poids Lourd (80 kg ~) 13 Countries 15 Competitors **Note** : Q/Qualified E/Eliminated +/Play Off

Elimination League

Group No.	Winner	Country	Waza	Loser	Country
1	Rogers, Alfred H. D.	CANADA	Yokoshihogatame	Chang, Chung Huei	TAIWAN
	Chang, Chung-Huei	TAIWAN	Kinsa	Goldschmied Rodriguez, S.	MEXICO
	Rogers, Alfred H. D.	CANADA	Uchimata	Goldschmied Rodriguez, S.	MEXICO

Group 1 Classification

(Q)	Rogers, Alfred H. D.	CANADA	2	Victories
(E)	Chang, Chung-Huei	TAIWAN	1	Victory
(E)	Goldschmied Rodriguez, S.	MEXICO	0	Victory

Group No.	Winner	Country	Waza	Loser	Country
2	Harris, George Lee	U.S.A.	Seoinage	Sweeney, Anthony John	BRITAIN
	Chikviladze, Parnaoz	U.S.S.R.	Wazaari	Harris, George Lee	U.S.A.
	Chikviladze, Parnaoz	U.S.S.R.	Wazaari Ni Chikai waza	Sweeney, Anthony John	BRITAIN

Group 2 Classification

(Q)	Chikviladze, Parnaoz	U.S.S.R.	2	Victories
(E)	Harris, George	U.S.A.	1	Victory
(E)	Sweeney, Anthony John	BRITAIN	0	Victory

Group No.	Winner	Country	Waza	Loser	Country
3	Kiknadze, Anzor	U.S.S.R.	Wizaari Ni Chikai Waza	Niemann, Herbert	GERMANY
	Couweleeuw, Job Johannes	NETHLAND	Kinsa	Niemann, Herbert	GERMANY
	Kiknadze, Anzor	U.S.S.R.	Kinsa	Gouweleeuw, Job Johannes	NETHLAND

Group 3 Classification

(Q)	Kiknadze, Anzor	U.S.S.R.	2	Victories
(E)	Niemann, Herbert	GERMANY	0	Victory
(E)	Gouweleeuw, Job Johannes	NETHLAND	1	Victory

Group No.	Winner	Country	Waza	Loser	Country
4	Casella, Michel Angel	ARGENTIN	Fusen-Gachi	+ Ang, Teck Bee	MALAYSIA
	Inokuma, Isao	JAPAN	Seoinage	Casella, Michel Angel	ARGENTIN
	Inokuma, Isao	JAPAN	Fusen-Gachi	+ Ang, Teck Bee	MALAYSIA

Group 4 Classification

(Q)	Inokuma, Isao	JAPAN	2	Victories
(E)	Casella, Michel Angel	ARGENTIN	1	Victory
(E)	Age, Teck Bee	MALAYSIA	0	Victory

Group No.	Winner	Country	Waza	Loser	Country
5	Kim, Jong-Dal	KOREA	Okurierijime	Huang, Yong-Chun	TAIWAN
	Kim, Jong-Dal	KOREA	Kesagatame	Tempesta, Nicola	ITALY
	Tempesta, Nicola	ITALY	Ashiguruma	Huang, Yong, Yong-Chun	TAIWAN

Group 5 Classification

(Q)	Kim, Jong-Dal	KOREA	2	Victories
(E)	Huang, Yong-Chun	TAIWAN	0	Victory
(E)	Tempesta, Nicola	ITALY	1	Victory

Final Tournament – 1st Round

Contest No.	Winner	Country	Waza	Loser	Country	
16	Inokuma, Isao	JAPAN	Kuzure-Kamishihogatame 2'57"	Kim, Jong Dal	KOREA	
				Referee—Palmer, Charles		BRITAIN
				Judge —Tashima, Shigeo		U.S.A.
				Judge —Brief, Hermann Otto		GERMANY

Final Tournament – Semi Final Matches

Contest No.	Winner	Country	Waza	Loser	Country	
17	Rogers, Alfred H. D.	CANADA	Kinsa	Chikviladze, Parnaoz	U.S.S.R.	
				Referee—Kotani, Sumiyuki		JAPAN
				Judge —Brief, Hermann Otto		GERMANY
				Judge —Tashima, Shigeo		U.S.A.
18	Inokuma, Isao	JAPAN	Taiotoshi 4'51"	Kiknadze, Anzor	U.S.S.R.	
				Referee—Rossin, Rayaond		FRANCE
				Judge —Bang, Yung Doo		KOREA
				Judge —Kuniyuki, Kenneth Kaname		U.S.A.

Final Tournament – Final Match

Contest No.	Winner	Country	Waza	Loser	Country	
19	Inokuma, Isao	JAPAN	Kinsa	Rogers, Alfred H. D.	CANADA	
				Referee—Palmer, Charles		BRITAIN
				Judge —Kuniyuki, Kenneth Kaname		U.S.A.
				Judge —Suk, Chin Kyund		KOREA

All Weights—Non Categories 9 countries 9 competitors

Note: Q/Qualified E/Eliminated +/Play Off

Elimination League

Group No.	Winner	Country	Waza	Loser	Country
1	Geesink, Antonius J.	NETHLAND	Haraitsurikomiashi	Petherbridge, David Alan	BRITAIN
	Geesink, Antonius J.	NETHLAND	Kinsa	Kaminaga, Akio	JAPAN
	Kaminaga, Akio	JAPAN	Ouchigari	Petherbridge, David Alan	BRITAIN

Group 1 Classification

(Q)	Geesink, Antonius J.	NETHLAND	2	Victories
(E)	Petherbridge, David Alan	BRITAIN	0	Victory
(E)	Kaminaga, Akio	JAPAN	1	Victory

Group No.	Winner	Country	Waza	Loser	Country
2	Boronovskis, Theodore	AUSTRALA	Haraigoshi	Ryan, John	IRELAND
	Boronovskis, Theodore	AUSTRALA	Hanegoshi	Hachicha, Ali	TUNISIA
	Ryan, John	IRELAND	Awasewaza	Hachicha, Ali	TUNISIA

Group 2 Classification

(Q)	Boronovskis, Theodore	AUSTRALA	2	Victories
(E)	Ryan, John	IRELAND	1	Victory
(E)	Hachicha, Ali	TUNISIA	0	Victory

Group No.	Winner	Country	Waza	Loser	Country
3	Campbell, Ben M.	U.S.A.	Okuriashibarai	Ong, Thomas Chi Hong	PHILPINS
	Glahn, Klaus	GERMANY	Kesagatame	Ong, Thomas Chi Hong	PHILPINS
	Glahn, Klaus	GERMANY	Kiken	+ Campbell, Ben M.	U.S.A.

Group 3 Classification

(Q)	Glahn, Klaus	GERMANY	2	Victories
(E)	Campbell, Ben M.	U.S.A.	1	Victory
(E)	Ong, Thomas Chi Hong	PHILPINS	0	Victory

Elimination League Summary (The League Matches By 2nd Winners of 1st League Matches)

Group No.	Winner	Country	Waza	Loser	Country
4	Kaminaga, Akio	JAPAN	Awasewaza	Ryan, John	IRELAND
	Ryan, John	IRELAND	Uchimata	Ong, Thomas Chi Hong	PHILPINS
	Kaminaga, Akio	JAPAN	Taiotoshi	Ong, Thomas Chi Hong	PHILPINS

Group 4 Classification

(Q)	Kaminaga, Akio	JAPAN	2	Victories
(E)	Ryan, John	IRELAND	1	Victory
(E)	Ong, Thomas Chi Hong	PHILPINS	0	Victory

Final Tournament – Semi Final Matches

Contest No.	Winner	Country	Waza	Loser	Country
13	Geesink, Antonius J.	NETHLAND	Sasaetsurikomiashi	Boronovskis, Theodore	AUSTRALA
			0'12"	Referee—Kanda, Kyutaro	JAPAN
			Judge —Tamura, Y. Vincent	U.S.A.	
14	Kaminaga, Akio	JAPAN	Taiotoshi	Glahn, Klaus	GERMANY
			4'10"	Referee—Bontje, J. Johannes	NETHLAND
			Judge —Tashima, Shigeo	U.S.A.	
			Judge —Huang, Tsuan-Lgang	TAIWAN	

Final Tournament – Final Match

Contest No.	Winner	Country	Waza	Loser	Country
15	Geesink, Antonius J.	NETHLAND	Kesagatame	Kaminaga, Akio	JAPAN
			9'22"	Referee—Kunivuki, Kenneth Kaname	U.S.A.
			Judge —Pelletier, Guy	FRANCE	
			Judge —Bang, Yung Doo	KOREA	




The Nippon Budokan Hall where the Judo events were held



The Light-weight Judo league match between T. Nakatani (JPN) and O. Stepanov (URS)
Winners were:


- ① T. Nakatani (JPN)
- ② E. Haenni (SWI)
- ③ O. Stepanov and A. Bogolubov (URS)



A Middle-weight Division match and the winners of the division

- ① I. Okano (JPN)
- ② W. Hofmann (GER)
- ③ E. Kim (KOR)
- J. Bregman (USA)






The Heavy-weight league match between I. Inokuma (JPN) and A. Rogers (CAN)

Winners were:

- ① I. Inokuma (JPN)
- ② A. Rogers (CAN)
- ③ P. Chikviladze (URS)
- A. Kiknadze (URS)





The All-weights Division match between A. Geesink (NLD) and A. Kaminaga (JPN)



Winners of the All-weights Division

- ① A. Geesink (NLD)
- ② A. Kaminaga (JPN)
- ③ T. Boronovskis (AUS)
- K. Glahn (GER)





Wrestling=Lutte

Fédération Internationale de Lutte Amateur

President Roger Coulon
 Vice President Hatta, Ichiro
 Vehbi Emre
 Albert De Ferrari
 Aleksoj Katouline
 Bureau Members Milan Ercegan
 Basile Fikioris
 Jan Corneanu
 Mihaly Matura
 Per Stromback

Japan Amateur Wrestling Federation

President Hatta, Ichiro
 Vice President Tamura, Toru
 Kodama, Masami
 Hayashi, Shohei
 Nishide, Takeshi
 General Secretary Tobari, Juichi

International Referee and Judge

R. Coulon (FRANCE)
 M. Ercegan (YUGOSLAV)
 H. Heubach (GERMANY)
 T. G. Tzanov (BULGARIA)
 I. M. Borissov (BULGARIA)
 M. Shahim (U.A.R.)
 B. Carayannis (GREECE)
 R. R. Aurine (FRANCE)
 E. A. Habibi (HUNGARY)
 M. Matura (HUNGARY)
 M. Nikkhou (IRAN)
 K. Gutfreund (ISRAEL)
 V. Borgia (ITALY)
 V. Bruschi (ITALY)
 I. Corneanu (RUMANIA)
 V. Popovici (RUMANIA)
 B. Fikioris (RUMANIA)

I. Staicu (GREECE)
 Mjagchenikov (U.S.S.R.)
 Balavadze (U.S.S.R.)
 Mazur (U.S.S.R.)
 Jaltytian Aram (U.S.S.R.)
 A. Merdogan (TURKEY)
 A. Karabiber (TURKEY)
 C. Uskan (TURKEY)
 K. Erkmen (TURKEY)
 R. Jovanoci (YUGOSLAV)
 R. Conte (SPAIN)
 F. Siraj (AFGHAN)
 Wishart (BRITAIN)
 D. O. Thomas (U.S.A.)
 J. K. Lee (KOREA)
 G. Y. Kim (KOREA)
 A. Kaino (FINLAND)
 J. R. Scalzo (U.S.A.)
 D. R. Torio (U.S.A.)
 H. Rosenberg (U.S.A.)
 R. H. Swarts (U.S.A.)
 S. M. Arcer (U.S.A.)
 A. E. Stephen (U.S.A.)
 W. Lied (U.S.A.)
 A. P. Charles (U.S.A.)
 V. Zuarro (U.S.A.)
 B. B. Roy (U.S.A.)
 I. Hatta (JAPAN)
 S. Hayashi (JAPAN)
 T. Nishide (JAPAN)
 M. Kodama (JAPAN)
 J. Tobari (JAPAN)
 N. Hirano (JAPAN)
 K. Imai (JAPAN)
 J. Hirosawa (JAPAN)
 T. Numajiri (JAPAN)
 K. Sugitani (JAPAN)

M. Yasuoka (JAPAN)
 S. Miyawaki (JAPAN)
 T. Naota (JAPAN)
 T. Nagai (JAPAN)
 H. Ikari (JAPAN)
 S. Ueki (JAPAN)
 T. Azuma (JAPAN)
 H. Nogimura (JAPAN)
 M. Taguchi (JAPAN)
 K. Kanda (JAPAN)
 T. Kaneko (JAPAN)
 S. Usami (JAPAN)
 A. Takahira (JAPAN)
 E. Iwano (JAPAN)
 S. Kawaho (JAPAN)
 S. Ishi (JAPAN)
 T. Shiraishi (JAPAN)
 K. Sanjo (JAPAN)
 Y. Ikawa (JAPAN)
 M. Ikeda (JAPAN)
 K. Matsui (JAPAN)
 M. Hayashi (JAPAN)
 T. Tateoka (JAPAN)
 T. Shimotori (JAPAN)
 K. Sugawara (JAPAN)
 F. Shoda (JAPAN)
 T. Murata (JAPAN)
 S. Watanabe (JAPAN)
 H. Domyo (JAPAN)
 M. Kobayashi (JAPAN)
 M. Hayashi (JAPAN)
 M. Kurokochi (JAPAN)
 I. Fukuda (JAPAN)
 T. Kuroda (JAPAN)
 R. Shimizu (JAPAN)
 H. Tazuhama (JAPAN)
 S. Kitano (JAPAN)

TIME TABLE Komazawa Gymnasium

	Oct.	Weighing-in	Time	
			Day	Night
Free Style	11th SUN.	7.00—8.00	11.00—15.00	18.00—22.00
	12th MON.	9.00—10.00	11.00—14.00	18.00—21.00
	13th TUES.	9.00—10.00	11.00—14.00	18.00—21.00
	14th WED.	9.00—10.00	11.00—14.00	18.00—21.00

	Oct.	Weighing-in	Time	
			Day	Night
Greco-Roman Style	16th FRI.	7.00— 8.00	11.00—15.00	18.00—22.00
	17th SAT.	9.00—10.00	11.00—14.00	18.00—21.00
	18th SUN.	9.00—10.00	11.00—14.00	18.00—21.00
	19th MON.	9.00—10.00	11.00—14.00	18.00—21.00

(NOTE) Weighing-in was held at the Olympic Village

Free Style—Libre

Fly-Weight—Poids Mouché(52 Kgs) 22 countries 22 competitors

Previous Olympic Winners

1904	R. Curry	U.S.A.				
1948	L. Viitala	FINLAND		1956	M. Tchalkalamanidze	U.S.S.R.
1952	H. Cemici	TURKEY		1960	A. Bilek	TURKEY

No.	Name	Country	1	2	3	4	5	6	7	8	Rank
1	M. Niaz	PAKISTAN	┌ (2)	└ (1)	┌ (1)	└ (3)	┌ (1)	└ (1)	┌ (1)	└ (1)	3
2	S. Haydari	IRAN									
3	A. Zafiroopoulos	GREECE	┌ (0)	└ (3)	┌ (3)	└ (3)	┌ (3)	└ (3)	┌ (3)	└ (3)	4
4	S. Liang	MALAYSIA									
5	S. Geogiev	BULGARIA	┌ (3)	└ (0)	┌ (3)	└ (3)	┌ (3)	└ (3)	┌ (3)	└ (3)	4
6	E. Simons	U.S.A.									
7	G. Taparaga	RUMANIA	┌ (3)	└ (4)	┌ (4)	└ (4)	┌ (4)	└ (4)	┌ (4)	└ (4)	4
8	A. Aliev	U.S.S.R.									
9	P. Neff	GERMANY	┌ (3)	└ (4)	┌ (4)	└ (4)	┌ (4)	└ (4)	┌ (4)	└ (4)	4
10	Malwa	INDIA									
11	D. Tchimedbazar	MONGOLIA	┌ (1)	└ (0)	┌ (3)	└ (4)	┌ (4)	└ (4)	┌ (4)	└ (4)	4
12	E. Fernando	CEYLON									
13	V. Grassi	ITALY	┌ (1)	└ (3)	┌ (1)	└ (1)	┌ (1)	└ (1)	┌ (1)	└ (1)	1
14	F. Askar	AFGHAN									
15	C. Yanilmaz	TURKEY	┌ (0)	└ (1)	┌ (3)	└ (0)	┌ (3)	└ (3)	┌ (3)	└ (3)	4
16	S. O'Connor	IRELAND									
17	Y. Yoshida	JAPAN	┌ (0)	└ (0)	┌ (1)	└ (0)	┌ (1)	└ (1)	┌ (1)	└ (1)	1
18	A. Zoete	FRANCE									
19	C. Del Rio Gil	MEXICO	┌ (4)	└ (4)	┌ (4)	└ (4)	┌ (4)	└ (4)	┌ (4)	└ (4)	4
20	E. Campbell	PANAMA									
21	M. McAlary	AUSTRALIA	┌ (4)	└ (4)	┌ (4)	└ (4)	┌ (4)	└ (4)	┌ (4)	└ (4)	4
22	C. S. Chang	KOREA									

1st Round

Mat	No.	Name	COUNTRY	Result	Bad Marks	Total Bad Marks
A	1	Niaz, Muhammad	PAKISTAN	Draw	2	2
	2	Haydari, Said Aliakbar	IRAN		2	2
A	Winner—3	Zafiroopoulos, Athanasios	GREECE	Fall 3'42"	0	0
	Loser—4	Liang, Soon Hin	MALAYSIA		4	4
A	Winner—6	Simons, Elliott Gray	U.S.A.	Decision	1	1
	Loser—5	Genrgiev, Stoytcho Malov	BULGARIA		3	3
A	Winner—8	Aliev, Ali	U.S.S.R.	Decision	1	1
	Loser—7	Tapalaga, Gheorghe	RUMANIA		3	3

A	Winner—10	Malwa	INDIA	Decision	1	1
	Loser — 9	Neff, Paul	GERMANY		3	3
A	Winner—11	Tchimedbazar, D.	MONGOLIA	Decision	1	1
	Loser —12	Fernando, Ernest P. B.	CEYLON		3	3
A	Winner—15	Yanilmaz, Cemal	TURKEY	Fall 1'29"	0	0
	Loser —16	O'Connor, Sean	IRELAND		4	4
A	Winner—13	Grassi, Vincenzo	ITALY	Decision	1	1
	Loser —14	Askar, Faiz Mohammed	AFGHAN		3	3
A	Winner—17	Yoshida, Yoshikatsu	JAPAN	Fall 3'53"	0	0
	Loser —18	Zoete, Andre	FRANCE		4	4
A	Winner—20	Campbell, Eduardo	PANAMA	Fall 8'43"	0	0
	Loser —19	Del Rio Gil, Cesar	MEXICO		4	4
A	Winner—22	Chang, Chang Sun	KOREA	Fall 7'24"	0	0
	Loser —21	McAlary, Max	AUSTRALA		4	4

2nd Round

Mat	No.	Name	Country	Result	Bad Marks	Total Bad Marks
A	Winner — 1	Niaz, Muhammad	PAKISTAN	Decision	1	3
	Loser — 3	Zafiroopoulos, Athanasios	GREECE		3	3
A	Winner — 2	Haydari, Said Aliakbar	IRAN	Fall 1'12"	0	2
	Loser — 4	Liang, Soon Hin	MALAYSIA		4	8 *
B	Winner — 18	Zoete, Andre	FRANCE	Fall 1'56"	0	4
	Loser — 21	McAlary, Max	AUSTRALA		4	8 *
A	Winner — 5	Georgiev, Stoytcho Malov	BULGARIA	Fall 9'19"	0	3
	Loser — 7	Tapalaga, Gheorghe	RUMANIA		4	7 *
A	6	Simons, Elliott Gray	U.S.A.	Draw	2	3
	8	Aliev, Ali	U.S.S.R.		2	3
B	Winner — 22	Chang, Chang Sun	KOREA	Decision	1	1
	Loser — 20	Campbell, Eduardo	PANAMA		3	3
A	Winner—10	Malwa	INDIA	Default	0	1
	Loser —12	Fernando, Ernest P. B.	CEYLON		4	7 *
A	Winner — 11	Tchimedbazar, D.	MONGOLIA	Default	0	1
	Loser —9	Neff, Paul	GERMANY		4	7 *
A	Winner—15	Yanilmaz, Cemal	TURKEY	Decision	1	1
	Loser —13	Grassi, Vincenzo	ITALY		3	4
A	Winner—16	O'Connor, Sean	IRELAND	Fall 1'26"	0	4
	Loser —14	Aakar, Faiz Mohammed	AFGHAN		4	7 *
A	Winner—17	Yoshida, Yoshikatsu	JAPAN	Fall 3'46"	0	0
	Loser —19	Del Rio Gil, Cesar	MEXICO		4	8 *

3rd Round

Mat	No.	Name	Country	Result	Bad Marks	Total Bad Marks
A	Winner—1	Niaz, Muhammad	PAKISTAN	Decision	1	4
	Loser —5	Georgiev, Stoytcho Malov	BULGARIA		3	6 *
A	Winner—2	Haydari, Said Aliakbar	IRAN	Decision	1	3
	Loser —3	Zafiroopoulos, Athanasios	GREECE		3	6 *
A	Winner—6	Simons, Elliott Gray	U.S.A.	Decision	1	4
	Loser —10	Malwa	INDIA		3	4
A	Winner—8	Aliev, Ali	U.S.S.R.	Decision	1	4
	Loser —11	Tchimedbazar, D.	MONGOLIA		3	4
A	Winner—13	Grassi, Vincenzo	ITALY	Decision	1	5
	Loser —16	O'Connor, Sean	IRELAND		3	7 *
A	Winner—17	Yoshida, Yoshikatsu	JAPAN	Decision	1	1
	Loser —15	Yonilmaz, Cema	TURKEY		3	4
A	Winner—18	Zoete, Andre	FRANCE	Fall 1'26"	0	4
	Loser —20	Campbell, Eduardo	PANAMA		4	7 *
	22	Chang, Chang Sun	KOREA	Bye	0	1

4th Round

Mat	No.	Name	Country	Result	Bad Marks	Total Bad Marks
A	Winner—22	Chang, Chang Sun	KOREA	Decision	1	2
	Loser — 1	Niaz, Muhammad	PAKISTAN		3	7 *
A	— 2	Haydari, Said Aliakbar	IRAN	Draw	2	5
	— 6	Simons, Elliott Gray	U.S.A.		2	6 *
A	Winner— 8	Aliev, Ali	U.S.S.R.	Fall 2'00"	0	4
	Loser —10	Malwa	INDIA		4	8 *
A	Winner—15	Yanilmaz, Cemal	TURKEY	Fall 4'40"	0	4
	Loser —11	Tchimedbazar, D.	MONGOLIA		4	8 *
A	Winner—17	Yoshida, Yoshikatsu	JAPAN	Fall 7'12"	0	1
	Loser —13	Grassi, Vincenzo	ITALY		4	9 *
		Zoete, Andre	FRANCE	Bye	0	4

5th Round

Mat	No.	Name	Country	Result	Bad Marks	Total Bad Marks
B	Winner—22	Chang, Chang Sun	KOREA	Decision	1	3
	Loser —18	Zoete, Andre	FRANCE		3	7 *
B	Winner— 2	Haydari, Said Aliakbar	IRAN	Decision	1	6 *
	Loser —15	Yanilmaz, Cemal	TURKEY		3	7 *
B	Winner—17	Yoshida, Yoshikatsu	JAPAN	Decision	1	2
	Loser — 8	Aliev, Ali	U.S.S.R.		3	7 *


Note * Eliminated

Final Round

Mat	No.	Name	Country	Result	Bad Marks
B	Winner—17	Yoshida, Yoshikatsu	JAPAN	Decision	1
	Loser —22	Chang, Chang Sun	KOREA		3

Final Classification

1	17	Yoshida, Yoshikatsu	JAPAN
2	22	Chang, Chang Sun	KOREA
3	2	Haydari, Said Aliakbar	IRAN
4	18	Zoete, Andre	FRANCE
4	8	Aliev, Ali	U.S.S.R.
4	15	Yanilmaz, Cemal	TURKEY

**Freestyle Fly-weight winners****Les vainqueurs des Poids mouche,****Lutte libre**

① Y Yoshida (JPN)

② C. Chang (KOR)

③ S Haydari (IRN)

Free Style—Libre 20 countries 20 competitors
Bantam-weight—poids cog (57 Kgs)

Previous Olympic Winners

1904	G. Mehnert	U.S.A.	1936	O. Zombori	HUNGARY
1908	G. Mehnert	U.S.A.	1948	N. Akar	TURKEY
1924	K. Pihlajamaki	FINLAND	1952	Ishii, Shohachi	JAPAN
1928	K. Makinen	FINLAND	1956	M. Dagistanli	TURKEY
1932	R. Pearce	U.S.A.	1960	T. McCann	U.S.A.

No.	Name	Country	1	2	3	4	5	Final	Rank
1	K. McGrath	AUSTRALA	(4)	(4)					
2	Y. K. Choi	KOREA	(0)	(0)	(1)	(3)	(3)		5
3	J. Varga	HUNGARY	(0)	(0)	(3)	(4)			
4	T. Tumasias	PHILPINS	(4)	(4)					
5	W. Pilling	BRITAIN	(3)	(4)					
6	S. Din	PAKISTAN	(1)	(1)	(3)				
7	Y. Uetake	JAPAN	(0)	(0)	(1)	(1)	(1)	(1)	1
8	K. Dodrimont	GERMANY	(4)	(3)				(1)	
9	M. Anwary	AFGHAN	(3)	(3)				(3)	
10	H. Akbas	TURKEY	(1)	(2)	(1)	(0)	(1)	(1)	2
11	A. Khodabande	IRAN	(2)	(1)	(3)			(1)	
12	M. Georgiev	BULGARIA	(2)	(2)	(3)				
13	S. Bazar	MONGOLIA	(3)	(3)					
14	D. Auble	U.S.A.	(1)	(0)	(1)	(1)	(3)		4
15	Bishambhar	INDIA	(0)	(1)	(1)	(3)	(3)		6
16	R. Leibovich	ARGENTIN	(4)	(4)					
17	K. Hirabayashi	CANADA	(1)	(3)					
18	P. Alanen	FINLAND	(3)	(2)	(4)			(3)	
19	A. Ibragimov	U.S.S.R.	(1)	(1)	(0)		(1)	(3)	3
20	M. Lopez	MEXICO	(3)	(2)	(3)				

1st Round

Mat	No.	Name	Country	Result	Bad Marks	Total Bad Marks
B	Winner— 3	Varga, Janos	HUNGARY	Fall 1'26"	0	0
	Loser — 4	Tumasias, Tortillano T	PHILPINS		4	4
B	Winner— 2	Choi, Young Kil	KOREA	Fall 4'31"	0	0
	Loser — 1	McGrath, Kevin	AUSTRALA		4	4
B	Winner— 6	Din, Sira	PAKISTAN	Decision	1	1
	Loser — 5	Pilling, Walter	BRITAIN		3	3
B	Winner— 7	Uetake, Yojiro	JAPAN	Fall 9'01"	0	0
	Loser — 8	Dodrimont, Karl	GERMANY		4	4

B	Winner—10	Akbas, Huseyin	TURKEY	Decision	1	1
	Loser — 9	Anwary, Mohammed Daoud	AFGHAN		3	3
B	11	Khodabande, Abdollah	IRAN	Draw	2	2
	12	Georgiev, Mladen Georgiev	BULGARIA		2	2
B	Winner—15	Bishambhar	INDIA	Fall 2'16"	0	0
	Loser —16	Leibovich, Ruben	ARGENTIN		4	4
B	Winner—14	Auble, David Camillo	U.S.A.	Decision	1	1
	Loser —13	Bazar, Sukhbaatar	MONGOLIA		3	3
B	Winner—17	Hirabayashi, Koji	CANADA	Decision	1	1
	Loser —18	Alanen, Pekka Ahti	FINLAND		3	3
B	Winner—19	Ibragimov, Aidyn Ali Ogly	U.S.S.R.	Decision	1	1
	Loser —20	Lopez Ruiz, Moises	MEXICO		3	3

2nd Round

Mat	No.	Name	Country	Result	Bad Marks	Total Bad Marks
C	Winner— 3	Varga, Janos	HUNGARY	Fall 3'07"	0	0
	Loser — 1	McGrath, Kevin	AUSTRALA		4	8 *
C	Winner— 2	Choi, Young Kil	KOREA	Fall 2'10"	0	0
	Loser — 4	Tumasis, Tortillano T.	PHILPINS		4	8 *
C	Winner— 7	Uetake, Yojiro	JAPAN	Fall 8'14"	0	0
	Loser — 5	Pilling, Walter	BRITAIN		4	7 *
B	Winner—14	Auble, David Camillo	U.S.A.	Fall 2'46"	0	1
	Loser —16	Leibovich, Ruben	ARGENTIN		4	8 *
C	Winner— 6	Din, Siraj	PAKISTAN	Decision	1	2
	Loser — 8	Dodrimont, Karl	GERMANY		3	7 *
B	Winner—19	Ibragimov, Aidyn Ali Ogly	U.S.S.R.	Decision	1	2
	Loser —17	Hirabayashi, Koji	CANADA		3	4
C	Winner—11	Khodabande, Abdollah	IRAN	Decision	1	3
	Loser — 9	Anwary, Mohammed Daoud	AFGHAN		3	6 *
C	10	Akbas, Huseyin	TURKEY	Draw	2	3
	12	Georgiev, Mladen Georgiev	BULGARIA		2	4
B	18	Alanen, Pekka Ahti	FINLAND	Draw	2	5
	20	Lopez Ruiz, Moises	MEXICO		2	5
C	Winner—15	Bishambhar	INDIA	Decision	1	1
	Loser —13	Bazar, Sukhbaatar	MONGOLIA		3	6 *

3rd Round

Mat	No.	Name	Country	Result	Bad Marks	Total Bad Marks
C	Winne — 2	Choi, Young Kil	KOREA	Decision	1	1
	Loser — 3	Varga, Janos	HUNGARY		3	3
C	Winner— 7	Uetake, Yojiro	JAPAN	Decision	1	1
	Loser — 6	Din, Siraj	PAKISTAN		3	5
C	Winner—10	Akbas, Huseyin	TURKEY	Decision	1	4
	Loser —11	Khodabande, Abdollah	IRAN		3	6 *
C	Winner—14	Auble, David Camillo	U.S.A.	Decision	1	2
	Loser —12	Georgiev, Mladen Georgiev	BULGARIA		3	7 *
C	Winner—15	Bishambhar	INDIA	Decision	1	2
	Loser —20	Lopez Ruiz, Moises	MEXICO		3	8 *
C	Winner—19	Ibragimov, Aidyn Ali Ogly	U.S.S.R.	Fall 9'42"	0	2
	Loser —18	Alanen, Pekka Anti	FINLAND		4	9 *

4th Round

Mat	No.	Name	Country	Result	Bad Marks	Total Bad Marks
C	Winner— 7	Uetake, Yojiro	JAPAN	Decision	1	2
	Loser — 2	Choi, Young Kil	KOREA		3	4
C	Winner—10	Akbas, Huseyin	TURKEY	Fall 8'10"	0	4
	Loser — 3	Varga, Janos	HUNGARY		4	7 *
C	Winner—14	Auble, David Camillo	U.S.A.	Decision	1	3
	Loser —15	Bishambhar	INDIA		3	5
	19	Ibragimov, Aidyn Ali Ogly	U.S.S.R.	Bye	0	2

5th Round

Mat	No.	Name	Country	Result	Bad Marks	Total Bad Marks
C	Winner—19	Ibragimov, Aidyn Ali Ogly	U.S.S.R.	Decision	1	3
	Loser — 2	Choi, Young Kil	KOREA		3	7 *
C	Winner— 7	Uetake, Yojiro	JAPAN	Decision	1	3
	Loser —14	Auble, David Camillo	U.S.A.		3	6 *
C	Winner—10	Akbas, Huseyin	TURKEY	Decision	1	5
	Loser —15	Bishambhar	INDIA		3	8 *


Note *—Eliminated

Final Round

Mat	No.	Name	Country	Result	Bad Marks
B	Winner— 7	Uetake, Yojiro	JAPAN	Decision	1
	Loser —19	Ibragimov, Aidyn Ali Ogly	U.S.S.R.		3
B	Winner—10	Akbas, Huseyin	TURKEY	Decision	1
	Loser —19	Ibragimov, Aidyn Ali Ogly	U.S.S.R.		3
B	Winner— 7	Uetake, Yojiro	JAPAN	Decision	1
	Loser —10	Akbas, Huseyin	TURKEY		3

Final Classification

1	7	Uetake, Yajiro	JAPAN
2	10	Akbas, Huseyin	TURKEY
3	19	Ibragimov, Aidyn Ali Ogly	U.S.S.R.
4	14	Auble, David Camillo	U.S.A
5	2	Chai, Young Kil	KOREA
6	15	Bishambhar	INDIA



Free style Bantam-weight winners
Les Vainqueurs des Poids coq,
Lutte libre

- ① Y. Uetake (JPN)
- ② H. Akbas (TUR)
- ③ A. Ibragimov (URS)

Free Style—Libre

Feather-Weight—Poids Plume (63 Kgs) 21 countries 21 competitors

Previous Olympic Winners

1904	I. Niflot	U.S.A.	1936	Pihlajamaki	FINLAND
1908	G. Dole	U.S.A.	1948	G. Bilge	TURKEY
1920	C. Ackerly	U.S.A.	1952	B. Sit	TURKEY
1924	R. Reed	U.S.A.	1956	Sasahara, Shozo	JAPAN
1928	A. R. Morrison	U.S.A.	1960	M. Dagistanli	TURKEY
1932	Pihlajamaki	FINLAND			

No.	Name	Country	1	2	3	4	5	6	7	8	Rank
1	R. Romero	ARGENTIN	(1)	(4)	(4)						
2	J. Smith	NTHNRHOD	(3)	(4)							
3	O. Watanabe	JAPAN	(0)	(0)	(0)	(1)	(1)	(1)			1
4	S. Baldan	MONGOLIA	(4)	(0)							
5	A. Senosa	PHILPINS	(3)	(4)							
6	R. Schilling	GERMANY	(1)	(1)	(1)	(3)					
7	D. K. Yoon	KOREA	(1)	(3)	(4)						
8	R. Brown	AUSTRALA	(3)	(3)							
9	M. Gonzalez	MEXICO	(0)	(1)	(3)	(3)					
10	A. Meehan	NZEALAND	(4)	(4)							
11	M. Saifpour	IRAN	(4)	(0)	(0)	(1)	(3)				6
12	M. Jutila	CANADA	(0)	(3)	(3)						
13	T. Jaskari	FINLAND	(2)	(1)	(3)						
14	B. Patil	INDIA	(2)	(4)							
15	B. Douglas	U.S.A.	(1)	(0)	(1)	(3)	(1)				4
16	H. Sahinkaya	TURKEY	(3)	(3)							
17	N. Khokhashvili	U.S.S.R.	(1)	(1)	(1)	(1)	(1)	(3)	(2)		3
18	M. Akhtar	PAKISTAN	(3)	(3)							
19	S. Ivanov	BULGARIA	(0)	(1)		(1)	(3)		(2)		2
20	A. Aspen	BRITAIN	(4)		(3)						
21	M. Ebrahimi	AFGHAN		(0)	(1)	(3)	(3)				5

1st Round

Mat	No.	Name	Country	Result	Bad Marks	Total Bad Marks
C	Winner— 3	Watanabe, Osamu	JAPAN	Fall 1'12"	0	0
	Loser — 4	Baldan, Sanjaa	MONGOLIA		4	4
C	Winner— 1	Romero, Raul Alberto	ARGENTIN	Decision	1	1
	Loser — 2	Smith, John Alan	N. RHODES		3	3
C	Winner— 6	Schilling, Rainer	GERMANY	Decision	1	1
	Loser — 5	Senosa, Antonio T.	PHILPINS		3	3
C	Winner— 7	Yoon, Dae Kih	KOREA	Decision	1	1
	Loser — 8	Brown, Raymond Geoffrey	AUSTRALA		3	3

C	Winner—9	Tovar Gonzalez, Mario	MEXICO	Fall 6'47"	0	0
	Loser —10	Meehan, Athol Roy	NZEALAND		4	4
C	Winner—12	Jutira, Matti	CANADA	Fall 3'26"	0	0
	Loser —11	Saifpour-Sadabadi, M. E.	IRAN		4	4
C	13	Jaskari, Tauno Antero	FINLAND	Draw	2	2
	14	Patil, Bandu	INDIA		2	2
C	Winner—15	Douglas, Bobby E.	U.S.A.	Decision	1	1
	Loser —16	Sahinkaya, Hayrullah	TURKEY		3	3
C	Winner—17	Khokhashvili, Nodar	U.S.S.R.	Decision	1	1
	Loser —18	Akhtar, Muhammad	PAKISTAN		3	3
C	Winner—19	Ivanov, Stantcho Kolev	BULGARIA	Fall 9'24"	0	0
	Loser —20	Aspen, Albert	BRITAIN		4	4
	21	Ebrahimi, Mohammed E.	AFGHAN	Bye	0	0

2nd Round

Mat	No.	Name	Country	Result	Bad Marks	Total Bad Marks
B	Winner—21	Ebrahimi, Mohammed E.	AFGHAN	Fall 4'43"	0	0
	Loser — 1	Romero, Raul Alberto	ARGENTIN		4	5
B	Winner—3	Watanabe, Osamu	JAPAN	Fall 1'26"	0	0
	Loser — 2	Smith, John Alan	NTHNRHOD		4	7 *
B	Winner—4	Baldan, Sanjaa	MONGOLIA	Fall 5'54"	0	4
	Loser — 5	Senosa, Antonio T.	PHILPINS		4	7 *
B	Winner—6	Schilling, Rainer	GERMANY	Decision	1	2
	Loser — 7	Yoon, Dae-Kih	KOREA		3	4
B	Winner—9	Tovar Gonzalez, Mario	MEXICO	Decision	1	1
	Loser — 8	Brown, Raymond Geoffrey	AUSTRALA		3	6 *
B	Winner—11	Saifpour-Sadabadi, M. E.	IRAN	Fall 3'34"	0	4
	Loser —10	Meehan, Athol Roy	NZEALAND		4	8 *
B	Winner—13	Jaskari, Tauno Antero	FINLAND	Decision	1	3
	Loser —12	Jutira, Matti	CANADA		3	3
B	Winner—15	Douglas, Bobby E.	U.S.A.	Fall 8'07"	0	1
	Loser —14	Patil, Bandu	INDIA		4	6 *
B	Winner—17	Khokhashvili, Nodar	U.S.S.R.	Decision	1	2
	Loser —16	Sahinkaya, Hayrullah	TURKEY		3	6 *
B	Winner—19	Ivanov, Stantcho Kolev	BULGARIA	Decision	1	1
	Loser —18	Akhtar, Muhammad	PAKISTAN		3	6 *
	20	Aspen, Albert	BRITAIN	Bye	0	4

3rd Round

Mat	No.	Name	Country	Result	Bad Marks	Total Bad Marks
B	Winner—21	Ebrahimi, Mohammed E.	AFGHAN	Decision	1	1
	Loser —20	Aspen, Albert	BRITAIN		3	7 *
B	Winner— 3	Watanabe, Osamu	JAPAN	Fall 5'28"	0	0
	Loser — 1	Romero, Raul Alberto	ARGENTIN		4	9 *
B	Winner—6	Schilling, Rainer	GERMANY	Decision	1	3
	Loser — 9	Tovar Gonzalez, Mario	MEXICO		3	4
B	Winner—11	Saifpour-Sadabadi, M. E.	IRAN	Fall 4'19"	0	4
	Loser — 7	Yoon, Dae-Kih	KOREA		4	8 *
B	Winner—15	Douglas, Bobby E.	U.S.A.	Decision	1	2
	Loser —12	Jutira, Matti	CANADA		3	6 *
B	Winner—17	Khokhashvili, Nodar	U.S.S.R.	Decision	1	3
	Loser —13	Jaskari, Tauno Antero	FINLAND		3	6 *
	19	Ivanov, Stantcho Kolev	BULGARIA	Bye	0	1

4th Round

Mat	No.	Name	Country	Result	Bad Marks	Total Bad Marks
B	Winner—19	Ivanov, Stantcho Korev	BULGARIA	Decision	1	2
	Loser —21	Ebrahimi, Mohammed E.	AFGHAN		3	4
B	Winner—3	Watanabe, Osamu	JAPAN	Decision	1	1
	Loser — 6	Schilling, Rainer	GERMANY		3	6 *

B	Winner—11	Saifpour-Sadabadi, M. E.	IRAN	Decision	1	5
	Loser — 9	Tovar Gonzalez, Mario	MEXICO		3	7 *
B	Winner—17	Khokhashvili, Nodar	U.S.S.R.	Decision	1	4
	Loser —15	Douglas, Bobby E.	U.S.A.		3	5

5th Round

Mat	No.	Name	Country	Result	Bad Marks	Total Bad Marks
B	Winner—3	Watanabe, Osamu	JAPAN	Decision	1	2
	Loser —19	Ivanov, Stantcho Kolev	BULGARIA		3	5
B	Winner—15	Douglas, Bobby E.	U.S.A.	Decision	1	6 *
	Loser —21	Ebrahimi, Mohammed E.	AFGHAN		3	7 *
B	Winner—17	Khokhashvili, Nodar	U.S.S.R.	Decision	1	5
	Loser —11	Saifpour-Sadabadi, M. E.	IRAN		3	8 *


Note *—Eliminated

Final Round

Mat	No.	Name	Country	Result	Bad Marks
B	19	Ivanov, Stantcho Kolev	BULGARIA	Draw	2
	17	Khokhashvili, Nodar	U.S.S.R.		2
B	Winner— 3	Watanabe, Osamu	JAPAN	Decision	1
	Loser —17	Khokhashvili, Nodar	U.S.S.R.		3

Final Classification

1	3	Watanabe, Osamu	JAPAN
2	19	Ivanov, Stantcho Kolev	BULGARIA
3	17	Khokhashvili, Nodar	U.S.S.R.
4	15	Douglas, Bobby E.	U.S.A.
5	21	Ebrahimi, Mohammed E.	AFGHAN
6	11	Saifpour-Sadabadi, M. E.	IRAN



Freestyle Feather-weight winners
Les vainqueurs des Poids plume,
Lutte libre

- ① O. Watanabe (JPN)
- ② S. Ivanov (BUL)
- ③ N. Khokhashvili (URS)

Free Style—Libre**Light-Weight—Poid Léger (70 kgs)** 22 countries 22 competitors**Previous Olympic Winners**

1904	B. Bradshaw	U.S.A.	1936	K. Karpati	HUNGARY
1908	G. Relwyskow	BRITAIN	1948	C. Atik	TURKEY
1920	K. Anttila	FINLAND	1952	O. Anderberg	SWEDEN
1924	R. Vis	U.S.A.	1956	E. Habibi	IRAN
1928	O. Kapp	ESTONIA	1960	S. Wilson	U.S.A.
1932	C. Pacome	FRANCE			

No.	Name	Country	1	2	3	4	5	Final	Rank
1	M. Atalay	TURKEY	(1)	(1)	(0)	(1)	(3)		4
2	Z. Beriashvili	U.S.S.R.	(3)	(1)	(1)	(1)			6
3	S. Ioannidis	GREECE	(3)	(3)	(4)				
4	M. Bashir	PAKISTAN	(1)	(3)	(4)				
5	U. Chand	INDIA	(1)	(4)	(3)				
6	A. Savolainen	FINLAND	(3)	(0)	(4)				
7	E. Dimov	BULGARIA	(0)	(0)	(0)	(3)	(2)	(1)	1
8	K. Tham	MALAYSIA	(4)	(4)					
9	M. Poikala	SWEDEN	(3)	(3)					
10	G. Ruth	U.S.A.	(1)	(1)	(3)	(1)			6
11	I. Horiuchi	JAPAN	(1)	(1)	(1)	(2)	(1)		3
12	S. Danzandarjaa	MONGOLIA	(3)	(3)					
13	A. Partiza	MEXICO	(4)	(3)					
14	S. Marsh	AUSTRALIA	(0)	(3)	(1)	(3)			
15	K. Stephenson	BRITAIN	(3)	(1)	(3)				
16	A. Ardabili	IRAN	(1)	(1)	(1)	(2)	(2)		5
17	A. Greig	NZEALAND	(3)	(4)					
18	D. G. Chung	KOREA	(1)	(1)	(3)	(1)			6
19	K. Rost	GERMANY	(1)	(0)	(1)	(3)		(3)	2
20	R. Doner	CANADA	(3)	(3)					
21	D. Djan	AFGHAN	(1)	(3)	(3)				
22	C. Vario	ARGENTINA	(3)	(1)		(3)			

1st Round

Mat	No.	Name	Country	Result	Bad Marks	Total Bad Marks
A	Winner— 1	Atalay, Mahmut	TURKEY	Decision	1	1
	Loser — 2	Beriashvili, Zarbegi	U.S.S.R.		3	3
A	Winner— 4	Bashir, Muhammad	PAKISTAN	Decision	1	1
	Loser — 3	Ioannidis, Stefanos	GREECE		3	3
A	Winner— 5	Chand, Udey	INDIA	Decision	1	1
	Loser — 6	Savolainen, Arto	FINLAND		3	3

A	Winner—7	Dimov, Enio Valtchev	BULGARIA	Fall 0'48"	0	0
	Loser —8	Tham, Kook Chin	MALAYSIA		4	4
A	Winner—10	Ruth, Gregory Koch	U.S.A.	Decision	1	1
	Loser —9	Poikala, Matti Tapio	SWEDEN		3	3
A	Winner—11	Horiuchi, Iwao	JAPAN	Decision	1	1
	Loser —12	Danzandarjaa, Sereeter	MONGOLIA		3	3
A	Winner—14	Marsh, Sidney Reginald	AUSTRALA	Fall 4'06"	0	0
	Loser —13	Echaniz Partida, A.	MEXICO		4	4
A	Winner—16	Movahed-Ardabili, A.	IRAN	Decision	1	1
	Loser —15	Stephenson, Kenneth	BRITAIN		3	3
B	Winner—19	Rost, Klaus	GERMANY	Decision	1	1
	Loser —20	Doner, Roger	CANADA		3	3
A	Winner—18	Chung, Dong-Goo	KOREA	Decision	1	1
	Loser —17	Greig, Anthony Granville	NZEALAND		3	3
B	Winner—21	Djan, Djan Aka	AFGHAN	Decision	1	1
	Loser —22	Vario, Carlos Alberto	ARGENTIN		3	3

2nd Round

Mat	No.	Name	Country	Result	Bad Marks	Total Bad Marks
B	Winner—1	Atalay, Mahmut	TURKEY	Decision	1	2
	Loser —3	Ioannidis, Stefanos	GREECE		3	6 *
B	Winner—2	Beriyashvili, Zarbegi	U.S.S.R.	Decision	1	4
	Loser —4	Bashir, Muhammad	PAKISTAN		3	4
B	Winner—7	Dimov, Enio Valtchev	BULGARIA	Fall 4'09"	0	0
	Loser —5	Chand, Udey	INDIA		4	5
B	Winner—6	Savolainen, Arto	FINLAND	Fall 2'22"	0	3
	Loser —8	Tham, Kook Chin	MALAYSIA		4	8 *
B	Winner—11	Horiuchi, Iwao	JAPAN	Decision	1	2
	Loser —9	Poikala, Matti Tapio	SWEDEN		3	6 *
B	Winner—10	Ruth, Gregory Koch	U.S.A.	Decision	1	2
	Loser —12	Danzandarjaa, Sereeter	MONGOLIA		3	6 *
B	Winner—15	Stephenson, Kenneth	BRITAIN	Decision	1	4
	Loser —13	Echaniz Partida, A.	MEXICO		3	7 *
B	Winner—16	Movahed-Ardabili, A.	IRAN	Decision	1	2
	Loser —14	Marsh, Sidney Reginald	AUSTRALA		3	3
B	Winner—19	Rost, Klaus	GERMANY	Fall 6'39"	0	1
	Loser —17	Greig, Anthony Granville	NZEALAND		4	7 *
B	Winner—18	Chung, Dong-Goo	KOREA	Decision	1	2
	Loser —21	Djan, Djan Aka	AFGHAN		3	4
B	Winner—22	Vario, Carlos Alberto	ARGENTIN	Decision	1	4
	Loser —20	Doner, Roger	CANADA		3	6 *

3rd Round

Mat	No.	Name	Country	Result	Bad Marks	Total Bad Marks
C	Winner—1	Atalay, Mahmut	TURKEY	Fall 8'30"	0	2
	Loser —4	Bashir, Muhammad	PAKISTAN		4	8 *
C	Winner—2	Beriyashvili, Zarbegi	U.S.S.R.	Decision	1	5
	Loser —5	Chand, Udey	INDIA		3	8 *
C	Winner—7	Dimov, Enio Valtchev	BULGARIA	Fall 5'07"	0	0
	Loser —6	Savolainen, Arto	FINLAND		4	7 *
C	Winner—11	Horiuchi, Iwao	JAPAN	Decision	1	3
	Loser —10	Ruth, Gregory Koch	U.S.A.		3	5
C	Winner—14	Marsh, Sidney Reginald	AUSTRALA	Decision	1	4
	Loser —15	Stephenson, Kenneth	BRITAIN		3	7 *
C	Winner—16	Movahed-Ardabili, A.	IRAN	Decision	1	3
	Loser —18	Chung, Dong-Goo	KOREA		3	5
C	Winner—19	Rost, Klaus	GERMANY	Decision	1	2
	Loser —21	Djan, Djan Aka	AFGHAN		3	7 *
	22	Vario, Carlos Alberto	ARGENTIN	Bye	0	4

4th Round

Mat	No.	Name	Country	Result	Bad Marks	Total Bad Marks
B	Winner—1	Atalay, Mahmut	TURKEY	Decision	1	3
	Loser —22	Vario, Carlos Alberto	ARGENTIN		3	7 *
B	Winner—2	Beriashvili, Zarbegi	U.S.S.R.	Decision	1	6 *
	Loser —7	Dimov, Enio Valtchev	BULGARIA		3	3
B	Winner—10	Ruth, Gregory Koch	U.S.A.	Decision	1	6 *
	Loser —14	Marsh, Sidney Reginald	AUSTRALA		3	7 *
	11	Horiuchi, Iwao	JAPAN	Draw	2	5
	16	Movahed-Ardabili, A.	IRAN		2	5
B	Winner—18	Chung, Dong-Goo	KOREA	Decision	1	6 *
	Loser —19	Rost, Klaus	GERMANY		3	5

5th Round

Mat	No.	Name	Country	Result	Bad Marks	Total Bad Marks
C	Winner—11	Horiuchi, Iwao	JAPAN	Decision	1	6 *
	Loser —1	Atalay, Mahmut	TURKEY		3	6 *
C	7	Dimov, Enio Valtchev	BULGARIA	Draw	2	5
	16	Movahed-Ardabili, A.	IRAN		2	7 *
	19	Rost, Klaus	GERMANY	Bye	0	5


Note *—Eliminated

Final Round

Mat	No.	Name	Country	Result	Bad Marks
B	Winner—7	Dimov, Enio Valtchev	BULGARIA	Decision	1
	Loser —19	Rost, Klaus	GERMANY		3

Final Classification

1	7	Dimov, Enio Valtchev	BULGARIA
2	19	Rost, Klaus	GERMANY
3	11	Horiuchi, Iwao	JAPAN
4	1	Atalay, Mahmut	TURKEY
5	16	Movahed-Ardabili, A.	IRAN
6	2	Beriashvili, Zarbegi	U.S.S.R.
6	10	Ruth, Gregory Koch	U.S.A.
6	18	Chung, Dong-Goo	KOREA



Freestyle Light-weight medalists
Les médaillés de la catégorie Poids léger, Lutte libre

- ① E. Dimov (BUL)
- ② K. Rost (GER)
- ③ I. Horiuchi (JPN)

Free Style—Libre

Welter-Weigh—Poids Mi-moyen (78 kgs) 22 Countries 22 Competitors

Previous Olympic Winners

1904	O. Roehm	U.S.A.	1948	Y. Dogu	TURKEY
1924	H. Gehri	SWITZ	1952	W. Smith	U.S.A.
1928	A. Haavisto	FINLAND	1956	Ikeda, Mitsuo	JAPAN
1932	F. Van Bebber	U.S.A.	1960	D. Blubaugh	U.S.A.
1936	F. W. Lewis	U.S.A.			

No.	Name	Country	1	2	3	4	5	Final	Rank
1	P. Dermenjiev	BULGARIA	(0)	(1)	(3)	(1)	(3)		4
2	B. S. Choi	KOREA	(4)	(3)					
3	K. Bajko	HUNGARY	(1)	(3)	(3)				
4	M. Afzal	PAKISTAN	(3)	(1)	(1)	(4)			
5	M. Sanatkaran	IRAN	(1)	(1)	(1)	(0)	(1)	(2)	3
6	M. Heinze	GERMANY	(3)	(1)	(3)			(2)	
7	Y. Watanabe	JAPAN	(1)	(3)	(1)	(1)			5
8	S. Tampa	RUMANIA	(3)	(3)					
9	P. Oberlander	CANADA	(0)	(0)	(3)	(3)			6
10	H. Barlie	NORWAY	(4)						
11	J. Mayo	PHILPINS	(4)	(4)					
12	G. Sagaradze	U.S.S.R.	(0)	(0)	(1)	(1)	(2)	(2)	2
13	S. Shakar	AFGHAN	(2)	(4)					
14	L. Allen	BRITAIN	(2)	(3)	(3)				
15	J. Graffigna	ARGENTIN	(3)	(1)	(3)				
16	M. Singh	INDIA	(1)	(3)	(1)	(3)			
17	C. Tribble	U.S.A.	(4)						
18	I. Ogan	TURKEY	(0)	(1)	(1)	(0)	(2)	(2)	1
19	J. Boyle	AUSTRALA	(3)	(3)					
20	M. Jigidym	MONGOLIA	(1)	(1)	(1)	(4)			
21	J. Feeney	IRELAND	(3)	(1)	(3)				
22	G. Vescovi	ITALY	(1)	(3)		(3)			

1st Round

Mat	No.	Name	Country	Result	Bad Marks	Total Bad Marks
C	Winner— 1	Dermendjiev, Petko A.	BULGARIA	Fall 5'53"	0	0
	Loser — 2	Choi, Byung-Sup	KOREA		4	4
C	Winner— 5	Sanatkaran, Mohamad-Ali	IRAN	Decision	1	1
	Loser — 6	Heinze, Martin	GERMANY		3	3
C	Winner— 7	Watanabe, Yasuo	JAPAN	Decision	1	1
	Loser — 8	Tampa, Stefan	RUMANIA		3	3

C	Winner—9	Oberlander, Philip	CANADA	Fall 1'46"	0	0
	Loser —10	Barlie, Harald	NORWAY		4	4
C	Winner—12	Sagaradze, Guliko	U.S.S.R.	Fall 2'32"	0	0
	Loser —11	Mayo, Job Jr.	PHILPINS		4	4
C	13	Shakar, Shakar Khan	AFGHAN	Draw	2	2
	14	Allen, Leonard John	BRITAIN		2	2
C	Winner—18	Ogan, Ismail	TURKEY	Fall 4'11"	0	0
	Loser —17	Tribble, Charles Edward	U.S.A.		4	4
C	Winner—16	Singh, Madho	INDIA	Decision	1	1
	Loser —15	Graffigna, Julio Ricardo	ARGENTIN		3	3
C	Winner—20	Jigjidy, Monkhat	MONGOLIA	Decision	1	1
	Loser —19	Boyle, John Martin	AUSTRALA		3	3
C	Winner—3	Bajko, Karoly	HUNGARY	Decision	1	1
	Loser —4	Afzal, Muhammad	PAKISTAN		3	3
C	Winner—22	De Vescovi, Gaetano	ITALY	Decision	1	1
	Loser —21	Feeney, Joseph	IRELAND		3	3

2nd Round

Mat	No.	Name	Country	Result	Bad Marks	Total Bad Marks
C	Winner—1	Dermendjiev, Petko A.	BULGARIA	Decision	1	1
	Loser —3	Bajko, Karoly	HUNGARY		3	4
C	Winner—4	Afzal, Muhammad	PAKISTAN	Decision	1	4
	Loser —2	Choi, Byung-Sup	KOREA		3	7 *
C	Winner—5	Sanatkaran, Mohamad-Ali	IRAN	Decision	1	2
	Loser —7	Watanabe, Yasuo	JAPAN		3	4
C	Winner—6	Heinze, Martin	GERMANY	Decision	1	4
	Loser —8	Tampa, Stefan	RUMANIA		3	6 *
C	Winner—9	Oberlander, Philip	CANADA	Fall 4'29"	0	0
	Loser —11	Mayo, Job Jr.	PHILPINS		4	8 *
C	Winner—12	Sagaradze, Guliko	U.S.S.R.	Fall 3'30'	0	0
	Loser —13	Shakar, Shakar Khan	AFGHAN		4	6 *
C	Winner—15	Graffigna, Julio Ricardo	ARGENTIN	Decision	1	4
	Loser —14	Allen, Leonard John	BRITAIN		3	5
C	Winner—18	Ogan, Ismail	TURKEY	Decision	1	1
	Loser —16	Singh, Madho	INDIA		3	4
C	Winner—21	Feeney, Joseph	IRELAND	Decision	1	4
	Loser —19	Boyle, John Martin	AUSTRALA		3	6 *
C	Winner—20	Jigjidy, Monkhat	MONGOLIA	Decision	1	2
	Loser —22	De Vescovi, Gaetano	ITALY		3	4

3rd Round

Mat	No.	Name	Country	Result	Bad Marks	Total Bad Marks
A	Winner—4	Afzal, Muhammad	PAKISTAN	Decision	1	5
	Loser —1	Dermendjiev, Petko A.	BULGARIA		3	4
A	Winner—5	Sanatkaran, Mohamad-Ali	IRAN	Decision	1	3
	Loser —3	Bajko, Karoly	HUNGARY		3	7 *
A	Winner—7	Watanabe, Yasuo	JAPAN	Decision	1	5
	Loser —6	Heinze, Martin	GERMANY		3	7 *
A	Winner—12	Sagaradze, Guliko	U.S.S.R.	Decision	1	1
	Loser —9	Oberlander, Philip	CANADA		3	3
A	Winner—16	Singh, Madho	INDIA	Decision	1	5
	Loser —14	Allen, Leonard John	BRITAIN		3	8 *
A	Winner—18	Ogan, Ismail	TURKEY	Decision	1	2
	Loser —15	Graffigna, Julio Ricardo	ARGENTIN		3	7 *
A	Winner—20	Jigjidy, Monkhat	MONGOLIA	Decision	1	3
	Loser —21	Feeney, Joseph	IRELAND		3	7 *
	22	De Vescovi, Gaetano	ITALY	Bye	0	4

4th Round

Mat	No.	Name	Country	Result	Bad Marks	Total Bad Marks
A	Winner—1	Dermendjiev, Petko A.	BULGARIA	Decision	1	5
	Loser —22	De Vescovi, Gaetano	ITALY		3	7 *
A	Winner—5	Sanatkarán, Mohamad-Ali	IRAN	Default 8'17"	0	3
	Loser —4	Afzal, Muhammad	PAKISTAN		4	9 *
A	Winner—7	Watanabe, Yasuo	JAPAN	Decision	1	6 *
	Loser —9	Oberlander, Philip	CANADA		3	6 *
A	Winner—12	Sagaradze, Guliko	U.S.S.R.	Decision	1	2
	Loser —16	Singh, Madho	INDIA		3	8 *
A	Winner—18	Ogan, Ismail	TURKEY	Foul	0	2
	Loser —20	Jigjidy, Monkhat	MONGOLIA		4	7 *

5th Round

Mat	No.	Name	Country	Result	Bad Marks	Total Bad Marks
B	Winner—5	Sanatkarán, Mohamad-Ali	IRAN	Decision	1	4
	Loser —1	Dermendjiev, Petko A.	BULGARIA		3	8 *
B	12	Sagaradze, Guliko	U.S.S.R.	Draw	2	4
	18	Ogan, Ismail	TURKEY		2	4

Note *—Eliminated


Final Round

Mat	No.	Name	Country	Result	Bad Marks
B	5	Sanatkarán, Mohamad-Ali	IRAN	Draw	2
	12	Sagaradze, Guliko	U.S.S.R.		2
B	5	Sanatkarán, Mohamad-Ali	IRAN	Draw	2
	18	Ogan, Ismail	TURKEY		2

Final Classification

1	18	Ogan, Ismail	TURKEY
2	12	Sagaradze, Guliko	U.S.S.R.
3	5	Sanatkarán, Mohamad-Ali	IRAN
4	1	Dermendjiev, Petko A.	BULGARIA
5	7	Watanabe, Yasuo	JAPAN
6	9	Oberlander, Philip	CANADA

Free Style Welter-weight with I. Ogan (TUR) v. M. Sanatkarán (IRN)
Poids mi-moyen, Lutte libre, avec I. Ogan (TUR) contre M. Sanatkarán (IRN)



**Freestyle Welter-weight winners
Les vainqueurs des Poids mi-moyen,
Lutte libre**

① I. Ogan (TUR) ② G. Sagaradze (URS) ③ M. Sanatkaran (IRAN)



Free Style=Libre

Middle-Weight=Poids Moyen (87kg) 16 Countries 16 competitors

Previous Olympic Winners

1904	Ch. Erickson	U.S.A.	1936	E. Poilve	FRANCE
1908	S. V. Bacon	BRITAIN	1948	G. Brand	U.S.A.
1920	E. Leino	FINLAND	1952	D. Tchimakouridze	U.S.S.R.
1924	E. Haggmann	SWITZ	1956	N. S. Nikolov	BULGARIA
1928	E. Kyburz	SWITZ	1960	H. Gungor	TURKEY
1932	I. Johansson	SWEDEN			

No.	Name	Country	1	2	3	4	5	Final	Rank
1	G. Bauch	GERMANY	(3)	(1)	(1)	(4)			
2	T. Sasaki	JAPAN	(1)	(0)	(3)	(2)			5
3	F. Garcia	PHILPINS	(3)	(3)					
4	B. Khorloo	MONGOLIA	(1)	(4)	(3)				
5	T. Wyk	NTHNRHOD	(4)	(4)					
6	D. Brand	U.S.A.	(0)	(2)	(1)	(0)	(3)		3
7	G. Hollosi	HUNGARY	(3)	(0)	(1)	(2)			5
8	M. Mehdizade	IRAN	(1)	(2)	(1)	(1)	(1)		4
9	A. Gonzalez	PANAMA	(4)	(4)					
10	F. Muhammad	PAKISTAN	(0)	(2)	(3)	(4)			
11	H. Gungor	TURKEY	(0)	(0)	(1)	(3)	(1)	(2)	2
12	D. M. Kang	KOREA	(4)	(2)					
13	R. Kobelt	SWITZ	(0)	(3)	(3)				
14	J. Singh	INDIA	(4)	(4)					
15	S. Lomidze	U.S.S.R.	(2)	(1)	(3)				
16	P. Garjev	BULGARIA	(2)	(0)		(0)	(3)	(2)	1

1st Round

Mat	No.	Name	Country	Result	Bad Marks	Total Bad Marks
B	Winner—2	Sasaki, Tatsuo	JAPAN	Decision	1	1
	Loser —1	Bauch, Gunter	GERMANY		3	3

B	Winner—8	Mehdizade, Mansour	IRAN	Decision	1	1
	Loser —7	Holloosi, Geza	HUNGARY		3	3
B	Winner—10	Muhammad, Faiz	PAKISTAN	Fall 1'23"	0	0
	Loser —9	Gonzalez, Alfonso Rafael	PANAMA		4	4
B	Winner—11	Gungor, Hasan	TURKEY	Fall 9'32"	0	0
	Loser —12	Kang, Doo-Man	KOREA		4	4
B	Winner—13	Kobelt, Rudolf	SWITZ	Fall 0'41"	0	0
	Loser —14	Singh, Jit	INDIA		4	4
B	15	Lomidze, Shota	U.S.S.R.	Draw	2	2
	16	Gardjev, Prodan Stoyanov	BULGARIA		2	2
B	Winner—6	Brand, Daniel Oliver	U.S.A.	Fall 6'07"	0	0
	Loser —5	Van Wyk, Theuni S. G.	NTHNRHOD		4	4
B	Winner—4	Khorloo, Baianmonkh	MONGOLIA	Decision	1	1
	Loser —3	Garcia, Fernando H.	PHILPINS		3	3

2nd Round

Mat	No.	Name	Country	Result	Bad Marks	Total Bad Marks
A	Winner—1	Bauch, Gunter	GERMANY	Decision	1	4
	Loser —3	Garcia, Fernando H.	PHILPINS		3	6 *
A	Winner—2	Sasaki, Tatsuo	JAPAN	Fall 3'39"	0	1
	Loser —4	Khorloo, Baianmonkh	MONGOLIA		4	5
A	Winner—7	Holloosi, Geza	HUNGARY	Fall 4'40"	0	3
	Loser —5	Van Wyk, Theuni S. G.	NTHNRHOD		4	8 *
A	6	Brand, Daniel Oliver	U.S.A.	Draw	2	2
	8	Mehdizade, Mansour	IRAN		2	3
A	Winner—11	Gungor, Hasan	TURKEY	Fall 4'57"	0	0
	Loser —9	Gonzalez, Alfonso Rafael	PANAMA		4	8 *
A	10	Muhammad, Faiz	PAKISTAN	Draw	2	2
	12	Kang, Doo-Man	KOREA		2	6 *
A	Winner—15	Lomidze, Shota	U.S.S.R.	Decision	1	3
	Loser —13	Kobelt, Rudolf	SWITZ		3	3
A	Winner—16	Gardjev, Prodan Stoyanov	BULGARIA	Fall 5'54"	0	2
	Loser —14	Singh, Jit	INDIA		4	8 *

3rd Round

Mat	No.	Name	Country	Result	Bad Marks	Total Bad Marks
B	Winner—1	Bauch, Gunter	GERMANY	Decision	1	5
	Loser —4	Khorloo, Baianmonkh	MONGOLIA		3	8 *
B	Winner—6	Brand, Daniel Oliver	U.S.A.	Decision	1	3
	Loser —2	Sasaki, Tatsuo	JAPAN		3	4
B	Winner—7	Holloosi, Geza	HUNGARY	Decision	1	4
	Loser —10	Muhammad, Faiz	PAKISTAN		3	5
B	Winner—8	Mehdizade, Mansour	IRAN	Decision	1	4
	Loser —13	Kobelt, Rudolf	SWITZ		3	6 *
B	Winner—11	Gungor, Hasan	TURKEY	Decision	1	1
	Loser —15	Lomidze, Shota	U.S.S.R.		3	6 *
	16	Gardjev, Prodan Stoyanov	BULGARIA	Bye	0	2

4th Round

Mat	No.	Name	Country	Result	Bad Marks	Total Bad Marks
C	Winner—16	Gardjev, Prodan Stoyanov	BULGARIA	Fall 2'17"	0	2
	Loser —1	Bauch, Gunter	GERMANY		4	9 *
C	2	Sasaki, Tatsuo	JAPAN	Draw	2	6 *
	7	Holloosi, Geza	HUNGARY		2	6 *
C	Winner—6	Brand, Daniel Oliver	U.S.A.	Fall 5'06"	0	3
	Loser —10	Muhammad, Faiz	PAKISTAN		4	9 *
C	Winner—8	Mehdizade, Mansour	IRAN	Decision	1	5
	Loser —11	Gungor, Hasan	TURKEY		3	4



Freestyle Middle-weight P. Gardjev (BUL) v. S. Lomidze (URS)
 Poids moyen, Lutte libre, avec P. Gardjev (BUL) contre S. Lomidze (URS)

5th Round

Mat	No.	Name	Country	Result	Bad Marks	Total Bad Marks
C	Winner—8	Mehdizade, Mansour	IRAN	Decision	1	6 *
	Loser —16	Gardjev, Prodan Stoyanov	BULGARIA		3	5
B	Winner—11	Gungor, Hasan	TURKEY	Decision	1	5
	Loser —6	Brand, Daniel Oliver	U.S.A.		3	6 *

Note *—Eliminated


Final Round

Mat	No.	Name	Country	Result	Bad Marks
B	16	Gardjev, Prodan Stoyanov	BULGARIA	Draw	2
	11	Gungor, Hasan	TURKEY		2

Final Classification

1	16	Gardjev, Prodan Stoyanov	BULGARIA
2	11	Gungor, Hasan	TURKEY
3	6	Brand, Daniel Oliver	U.S.A.
4	8	Mehdizade, Mansour	IRAN
5	2	Sasaki, Tatsuo	JAPAN
5	7	Hollosi, Geza	HUNGARY

Freestyle Middle-weight winners
 Les vainqueurs des Poids moyen, Lutte libre
 ① P. Gardjev (BUL)
 ② H. Gungor (TUR)
 ③ D. Brand (USA)



Free Style—Libre

Light Heavy-Weigh—Poids Mi-lourd (97 kgs) 16 countries 16 competitors

Previous Olympic Winners

1920	A. Larsson	SWEDEN	1948	H. Wittenberg	U.S.A.
1924	J. Spellman	U.S.A.	1952	B. W. Palm	SWEDEN
1928	T. Sjostedt	SWEDEN	1956	G. R. Takhti	IRAN
1932	P. Mehringer	U.S.A.	1960	I. Atli	TURKEY
1936	K. Fridell	SWEDEN			

No.	Name	Country	1	2	3	4	5	Final	Rank
1	P. Jutzeler	SWITZ	(1)	(0)	(3)	(1)	(4)		5
2	M. Mane	INDIA	(3)	(1)	(3)	(3)			
3	E. Olziisaikhany	MONGOLIA	(4)	(4)	(1)	(3)			
4	H. Kiehl	GERMANY	(0)	(3)	(1)	(3)			
5	I. Vigh	HUNGARY	(3)	(2)	(1)	(3)			
6	G. Takhti	IRAN	(1)	(0)	(0)	(3)	(2)		4
7	S. Kawano	JAPAN	(1)	(2)	(4)	(3)			
8	A. Buck	BRITAIN	(3)	(4)					
9	S. Cattan	PANAMA	(3)	(4)					
10	H. Williams	AUSTRALA	(1)	(4)	(4)	(3)			
11	S. Sherifov	BULGARIA	(2)	(0)	(0)	(1)	(2)	(4)	3
12	A. Ayik	TURKEY	(2)	(0)	(2)	(1)			2
13	A. Medved	U.S.S.R.	(0)	(1)	(2)	(1)	(0)	(0)	1
14	F. Ballo	RUMANIA	(4)	(2)					
15	K. Eriksson	SWEDEN	(3)	(3)					
16	G. Conine	U.S.A.	(1)	(2)		(3)			6

1st Round

Mat	No.	Name	Country	Result	Bad Marks	Total Bad Marks
C	Winner— 1	Jutzeler, Peter	SWITZ	Decision	1	1
	Loser — 2	Mane, Maruti	INDIA		3	3
C	Winner— 4	Kiehl, Heinz	GERMANY	Fall 5'59"	0	0
	Loser — 3	Olziisaikhany, E.	MONGOLIA		4	4
C	Winner— 6	Takhti, Gholam-Reza	IRAN	Decision	1	1
	Loser — 5	Vigh, Imre	HUNGARY		3	3
C	Winner— 7	Kawano, Shunichi	JAPAN	Decision	1	1
	Loser — 8	Buck, Anthony Jude Joseph	BRITAIN		3	3
C	Winner—10	Williams, Hugh	AUSTRALA	Decision	1	1
	Loser — 9	Cohen Cattan, Sion E.	PANAMA		3	3
C	11	Sherifov, Said Musiafov	BULGARIA	Draw	2	2
	12	Ayik, Ahmet	TURKEY		2	2
C	Winner—13	Medved, Alexandr	U.S.S.R.	Fall 2'12"	0	0
	Loser —14	Ballo, Francisc	RUMANIA		4	4
C	Winner—16	Conine, Gerald Guy	U.S.A.	Decision	1	1
	Loser —15	Eriksson, Knut O.L.	SWEDEN		3	3

2nd Round

Mat	No.	Name	Country	Result	Bad Marks	Total Bad Marks
A	Winner— 1	Jutzeler, Peter	SWITZ	Fall 1'07"	0	1
	Loser — 3	Olziisaikhany, E.	MONGOLIA		4	8 *
A	Winner— 2	Mane, Maruti	INDIA	Decision	1	4
	Loser — 4	Kiehl, Heinz	GERMANY		3	3
A	Winner— 6	Takhti, Gholam-Reza	IRAN	Fall 3'28"	0	1
	Loser — 8	Buck, Anthony Jude Joseph	BRITAIN		4	7 *
A	5	Vigh, Imre	HUNGARY	Draw	2	5
	7	Kawano, Shunichi	JAPAN		2	3
A	Winner— 11	Sherifov, Said Mustafov	BULGARIA	Fall 0'17"	0	2
	Loser — 9	Cohen Cattan, Sion E.	PANAMA		4	7 *
A	Winner— 12	Aylk, Ahmet	TURKEY	Fall 7'51"	0	2
	Loser — 10	Williams, Hugh	AUSTRALA		4	5
A	Winner— 13	Medved, Alexandr	U.S.S.R.	Decision	1	1
	Loser — 15	Eriksson, Knut O. L.	SWEDEN		3	6 *
A	14	Ballo, Francisc	RUMANIA	Draw	2	6 *
	16	Conine, Gerald Guy	U.S.A.		2	3

3rd Round

Mat	No.	Name	Country	Result	Bad Marks	Total Bad Marks
B	Winner— 4	Kiehl, Heinz	GERMANY	Decision	1	4
	Loser — 1	Jutzeler, Peter	SWITZ		3	4
B	Winner— 5	Vigh, Imre	HUNGARY	Decision	1	6 *
	Loser — 2	Mane, Maruti	INDIA		3	7 *
B	Winner— 6	Takhti, Gholam-Reza	IRAN	Fall 1'48"	0	1
	Loser — 7	Kawano, Shunichi	JAPAN		4	7 *
B	Winner— 11	Sherifov, Said Mustafov	BULGARIA	Fall 5'19"	0	2
	Loser — 10	Williams, Hugh	AUSTRALA		4	9 *
B	12	Ayik, Ahmet	TURKEY	Draw	2	4
	13	Medved, Alexandr	U.S.S.R.		2	3
	16	Conine, Gerald Guy	U.S.A.	Bye	0	3

4th Round

Mat	No.	Name	Country	Result	Bad Marks	Total Bad Marks
C	Winner— 1	Jutzeler, Peter	SWITZ	Decision	1	5
	Loser — 16	Conine, Gerald Guy	U.S.A.		3	6 *
C	Winner— 11	Sherifov, Said Mustafov	BULGARIA	Decision	1	3
	Loser — 4	Kiehl, Heinz	GERMANY		3	7 *
C	Winner— 12	Ayik, Ahmet	TURKEY	Decision	1	5
	Loser — 6	Takhti, Gholam-Reza	IRAN		3	4
	13	Medved, Alexandr	U.S.S.R.	Bye	0	3

5th Round

Mat	No.	Name	Country	Result	Bad Marks	Total Bad Marks
C	Winner— 13	Medved, Alexandr	U.S.S.R.	Fall 3'51"	0	3
	Loser — 1	Jutzeler, Peter	SWITZ		4	9 *
C	6	Takhti, Gholam-Reza	IRAN	Draw	2	6 *
	11	Sherifov, Said Mustafov	BULGARIA		2	5
	12	Ayik, Ahmet	TURKEY	Bye	0	5


Note * —Eliminated

Final Round

Mat	No.	Name	Country	Result	Bad Marks
B	Winner—13	Medved, Alexandr	U.S.S.R.	Fall 0'39"	0
	Loser —11	Sherifov, Said Mustafov	BULGARIA		4

Final Classification

1	13	Medved, Alexandr	U.S.S.R.
2	12	Ayik, Ahmet	TURKEY
3	11	Sherifov, Said Mustafov	BULGARIA
4	6	Takhti, Gholam-Reza	IRAN
5	1	Jutzeler, Peter	SWITZ
6	16	Conine, Gerald Guy	U.S.A.



Freestyle Light Heavy-weight match between A. Medved (URS) and A. Ayik (TUR)

Match Poids mi-lourd, Lutte libre, entre A. Medved (URS) et A. Ayik (TUR)

Medalists Les médaillés ① A. Medved (URS) ② A. Ayik (TUR) ③ S. Sherifov (BUL)

Free Style—Libre**Heavy-Weight—Poids Lourd** (over 97 kgs) 13 countries 13 competitors**Previous Olympic Winners**

1904	B. Hansen	U.S.A.	1936	K. Palusalu	ESTONIA
1908	G. O'Kelly	BRITAIN	1948	G. Bobis	HUNGARY
1920	R. Roth	SWITZ	1952	A. Mekokishvili	U.S.S.R.
1924	H. Steele	U.S.A.	1956	H. Kaplan	TURKEY
1928	J. Richtoff	SWEDEN	1960	W. Dietrich	GERMANY
1932	J. Richtoff	SWEDEN			

No.	Name	Country	1	2	3	4	Final	Rank
1	A. Robertsson	SWEDEN	(3)	(2)	(3)			
2	H. Kaplan	TURKEY	(1)	(2)	(2)	(2)	(0)	3
3	W. Dietrich	GERMANY	(3)	(2)	(1)			
4	L. D. Kristoff	U.S.A.	(1)	(3)	(2)			
5	A. Ivanitsky	U.S.S.R.	(0)	(1)	(0)	(1)		1
6	S. Tserendonoin	MONGOLIA	(4)	(4)			(2)	
7	J. Reznak	HUNGARY	(3)	(0)	(4)			
8	A. Djiber	BULGARIA	(1)	(1)	(1)	(0)	(2)	2
9	B. Kubat	CZECHSLV	(2)	(3)	(0)	(2)	(0)	4
10	S. Stingu	RUMANIA	(2)	(0)	(3)	(3)		6
11	G. Andalkar	INDIA	(1)	(4)	(4)		(4)	
12	D. McNamara	BRITAIN	(3)		(0)	(4)	(4)	5
13	M. Saito	JAPAN		(2)	(4)			

1st Round

Mat	No.	Name	Country	Result	Bad Marks	Total Bad Marks
A	Winner—2	Kaplan, Hamit	TURKEY	Decision	1	1
	Loser —1	Robertsson, Arne	SWEDEN		3	3
A	Winner—4	Kristoff, Larry Dean	U.S.A.	Decision	1	1
	Loser —3	Dietrich, Wilfried	GERMANY		3	3
A	Winner—5	Ivanitsky, Alexandr	U.S.S.R.	Fall 0'59"	0	0
	Loser —6	Tserendonoin, Sanjaa	MONGOLIA		4	4
A	Winner—8	Djiber, Liutvi Ahmedov	BULGARIA	Decision	1	1
	Loser —7	Reznak, Janos	HUNGARY		3	3
A	9	Kubat, Bohumil	CZECHSLV	Draw	2	2
	10	Stingu, Stefan	RUMANIA		2	2
A	Winner—11	Andalkar, Ganpat	INDIA	Decision	1	1
	Loser —12	Mcnamara, Denis	BRITAIN		3	3
	13	Saito, Masanori	JAPAN	Bye	0	0

2nd Round

Mat	No.	Name	Country	Result	Bad Marks	Total Bad Marks
B	13	Saito, Masanori	JAPAN	Draw	2	2
	1	Robertsson, Arne	SWEDEN		2	5
B	2	Kaplan, Hamit	TURKEY	Draw	2	3
	3	Dietrich, Wilfried	GERMANY		2	5

B	Winner— 5	Ivanitsky, Alexandr	U.S.S.R.	Decision	1	1
	Loser — 4	Kristoff, Larry Dean	U.S.A.		3	4
B	Winner— 7	Reznak, Janos	HUNGARY	Fall 2'34"	0	3
	Loser — 6	Tserendonoin, Sanjaa	MONGOLIA		4	8 *
B	Winner— 8	Djiber, Liutvi Ahmedov	BULGARIA	Decision	1	2
	Loser — 9	Kubat, Bohumil	CZECHSLV		3	5
B	Winner—10	Stingu, Stefan	RUMANIA	Foul 8'47"	0	2
	Loser —11	Andalkar, Ganpat	INDIA		4	5
	12	Mcnamara, Denis	BRITAIN	Bye	0	3

3rd Round

Mat	No.	Name	Country	Result	Bad Marks	Total Bad Marks
C	Winner—12	Mcnamara, Denis	BRITAIN	Fall 1'23"	0	3
	Loser —13	Saito, Masanori	JAPAN		4	6 *
C	Winner—3	Dietrich, Wilfried	GERMANY	Decision	1	6 *
	Loser —1	Robertsson, Arne	SWEDEN		3	8 *
C	2	Kaplan, Hamit	TURKEY	Draw	2	5
	4	Kristoff, Larry Dean	U.S.A.		2	6 *
C	Winner— 5	Ivanitsky, Alexandr	U.S.S.R.	Fall 2'25"	0	1
	Loser —7	Reznak, Janos	HUNGARY		4	7 *
C	Winner— 8	Djiber, Liutvi Ahmedov	BULGARIA	Decision	1	3
	Loser —10	Stingu, Stefan	RUMANIA		3	5
C	Winner— 9	Kubat, Bohumil	CZECHSLV	Fall 4'58"	0	5
	Loser —11	Andalkar, Ganpat	INDIA		4	9 *

4th Round

Mat	No.	Name	Country	Result	Bad Marks	Total Bad Marks
B	Winner— 8	Djiber, Liutvi Ahmedov	BULGARIA	Fall 2'47"	0	3
	Loser —12	Mcnamara, Denis	BRITAIN		4	7 *
B	2	Kaplan, Hamit	TURKEY	Draw	2	7 *
	9	Kubat, Bohumil	CZECHSLV		2	7 *
B	Winner— 5	Ivanitsky, Alexandr	U.S.S.R.	Decision	1	2
	Loser —10	Stingu, Stefan	RUMANIA		3	8 *

Note * —Eliminated

Final Round

Mat	No.	Name	Country	Result	Bad Marks
B	Winner— 9	Kubat, Bohumil	CZECHSLV	Default	0
	Loser —12	Mcnamara, Denis	BRITAIN		4
B	Winner— 2	Kaplan, Hamit	TURKEY	Fall 4'18"	0
	Loser —12	Mcnamara, Denis	BRITAIN		4
B	5	Ivanitsky, Alexandr	U.S.S.R.	Draw	2
	8	Djiber, Liutvi Ahmedov	BULGARIA		2

Final Classification

1	5	Ivanitsky, Alexandr	U.S.S.R.
2	8	Djiber, Liutvi Ahmedov	BULGARIA
3	2	Kaplan, Hamit	TURKEY
4	9	Kubat, Bohumil	CZECHSLV
5	12	Mcnamara, Denis	BRITAIN
6	10	Stingu, Stefan	RUMANIA



Freestyle Heavy-weight match between A. Ivanitsky (URS) and L. Djiber (BUL)
Match Poids lourd, Lutte libre, entre A. Ivanitsky (URS) et L. Djiber (BUL)



Medalists in the Freestyle
Heavy-weight Division
Les médaillés pour la caté-
gorie Poids lourd, Lutte libre
① A. Ivanitsky (URS)
② L. Djiber (BUL)
③ H. Kaplan (TUR)

Greco Roman==Gréco-Romaine

Fly-Weight==Poids Moulte (52kgs) 18 countries 18 competitors

Previous Olympic Winners

1948	P. Lombardi	ITALY	1956	N. Soloviev	U.S.S.R.
1952	B. Gourevitch	U.S.S.R.	1960	D. Pirvulescu	RUMANIA

No.	Name	Country	1	2	3	4	Final	Rank
1	S. S. Shin	KOREA	(2)	(3)	(1)			
2	B. Bozkurt	TURKEY	(2)	(1)	(3)			
3	M. Mewis	BELGIUM	(1)	(1)		(3)		4
4	A. Khoshoi	IRAN	(3)	(3)	(1)			
5	V. Ganotis	GREECE	(3)	(0)	(3)			
6	A. Sayadov	U.S.S.R.	(1)	(3)	(3)			
7	I. Alker	HUNGARY	(4)	(4)				
8	T. Hanahara	JAPAN	(0)	(1)	(1)	(1)	(0)	1
9	R. Bjorlin	FINLAND	(3)	(3)				
10	I. Fabra	ITALY	(1)	(1)	(1)	(3)		4
11	R. Lacour	GERMANY	(1)	(1)	(3)	(1)		4
12	F. Ali	U.A.R.	(3)	(3)				
13	J. Jensen	DENMARK	(3)	(3)			(4)	
14	D. Pirvulescu	RUMANIA	(1)	(0)	(1)		(3)	
15	A. S. Kerezov	BULGARIA	(2)	(1)		(1)	(1)	2
16	Malwa	INDIA	(2)					
17	C. Del Rio Gil	MEXICO	(4)	(4)				
18	J. R. Wilson	U.S.A.	(0)		(3)	(3)		4

1st Round

Mat	No.	Name	Country	Result	Bad Marks	Total Bad Marks
A	1	Shin, Sang Shik	KOREA	Draw	2	2
	2	Bozkurt, Burhan	TURKEY		2	2
A	Winner— 3	Mewis, Maurice	BELGIUM	Decision	1	1
	Loser — 4	Khoshoi, Ahmad	IRAN		3	3
A	Winner— 6	Sayadov, Armais	U.S.S.R.	Decision	1	1
	Loser — 5	Ganotis, Vasilios	GREECE		3	3
A	Winner— 8	Hanahara, Tsutomu	JAPAN	Fall 4'03"	0	0
	Loser — 7	Alker, Imre	HUNGARY		4	4
A	Winner— 10	Fabra, Ignazio	ITALY	Decision	1	1
	Loser — 9	Bjorlin, Risto	FINLAND		3	3
A	Winner— 11	Lacour, Rolf	GERMANY	Decision	1	1
	Loser — 12	Ali, Foad	U.A.R.		3	3
A	Winner— 14	Pirvulescu, Dumitru	RUMANIA	Decision	1	1
	Loser — 13	Jensen, Jorgen Christian	DENMARK		3	3
A	Winner— 18	Wilson, John Richard	U.S.A.	Fall 8'17"	0	0
	Loser — 17	Del Rio Gil, Cesar	MEXICO		4	4
A	15	Kerezov, Angel Stoyanov	BULGARIA	Draw	2	2
	16	Malwa	INDIA		2	2

2nd Round

Mat	No.	Name	Country	Result	Bad Marks	Total Bad Marks
A	Winner— 3	Mewis, Maurice	BELGIUM	Decision	1	2
	Loser — 1	Shin, Sang Shik	KOREA		3	5
A	Winner— 2	Bozkurt, Burhan	TURKEY	Decision	1	3
	Loser — 4	Khoshoi, Ahmad	IRAN		3	6 *
A	Winner— 5	Ganotis, Vasilios	GREECE	Default	0	3
	Loser — 7	Alker, Imre	HUNGARY		4	8 *
A	Winner— 8	Hanahara, Tsutomu	JAPAN	Decision	1	1
	Loser — 6	Sayadov, Armais	U.S.S.R.		3	4
A	Winner— 11	Lacour, Rolf	GERMANY	Decision	1	2
	Loser — 9	Bjorlin, Risto	FINLAND		3	6 *
A	Winner— 10	Fabra, Ignazio	ITALY	Decision	1	2
	Loser — 12	Ali, Foad	U.A.R.		3	6 *
A	Winner— 15	Kerezov, Angel Stoyanov	BULGARIA	Decision	1	3
	Loser — 13	Jensen, Jorgen Christian	DENMARK		3	6 *
A	Winner— 14	Pirvulescu, Dumitru	RUMANIA	Fall 2'55"	0	1
	Loser — 17	Del Rio Gil, Cesar	MEXICO		4	8 *
	18	Wilson, John Richard	U.S.A.	Bye	0	0

3rd Round

Mat	No.	Name	Country	Result	Bad Marks	Total Bad Marks
A	Winner— 3	Mewis, Maurice	BELGIUM	Decision	1	3
	Loser — 2	Bozkurt, Burhan	TURKEY		3	6 *
A	Winner— 8	Hanahara, Tsutomu	JAPAN	Decision	1	2
	Loser — 5	Ganotis, Vasilios	GREECE		3	6 *
A	Winner— 10	Fabra, Ignazio	ITALY	Decision	1	3
	Loser — 6	Sayadov, Armais	U.S.S.R.		3	7 *
A	Winner— 14	Pirvulescu, Dumitru	RUMANIA	Decision	1	2
	Loser — 11	Lacour, Rolf	GERMANY		3	5
A	Winner— 1	Shin, Sang Shik	KOREA	Decision	1	6 *
	Loser — 18	Wilson, John Richard	U.S.A.		3	3
	15	Kerezov, Angel Stoyanov	BULGARIA	Bye	0	3

4th Round

Mat	No.	Name	Country	Result	Bad Marks	Total Bad Marks
A	Winner— 15	Kerezov, Angel Stoyanov	BULGARIA	Decision	1	4
	Loser — 18	Wilson, John Richard	U.S.A.		3	6 *
A	Winner— 8	Hanahara, Tsutomu	JAPAN	Decision	1	3
	Loser — 3	Mewis, Maurice	BELGIUM		3	6 *
A	Winner— 11	Lacour, Rolf	GERMANY	Decision	1	6 *
	Loser — 10	Fabra, Ignazio	ITALY		3	6 *
	14	Pirvulescu, Dumitru	RUMANIA	Bye	0	2

Note * —Eliminated

Final Round

Mat	No.	Name	Country	Result	Bad Marks
A	Winner— 15	Kerezov, Angel Stoyanov	BULGARIA	Decision	1
	Loser — 14	Pirvulescu, Dumitru	RUMANIA		3
C	Winner— 8	Hanahara, Tsutomu	JAPAN	Fall 8'19"	0
	Loser — 14	Pirvulescu, Dumitru	RUMANIA		4
B	Winner— 8	Hanahara, Tsutomu	JAPAN	Decision	1
	Loser — 15	Kerezov, Angel Stoyanov	BULGARIA		3

Final Classification

1	8	Hanahara, Tsutomu	JAPAN
2	15	Kerezov, Angel Stoyanov	BULGARIA
3	14	Pirvulescu, Dumitru	RUMANIA
4	18	Wilson, John Richard	U.S.A.
4	3	Mewis, Maurice	BELGIUM
4	10	Fabra, Ignazio	ITALY
4	11	Lacour, Rolf	GERMANY



Greco-Roman Fly-weight Division winners

Les vainqueurs de la catégorie Poids mouche, Gréco-Romaine

- ① T. Hanahara (JPN) ② A. Kerezov (BUL) ③ D. Pirvulescu (RUM)

Greco Roman=Gréco-Romaine

Bantam-Weight=Poids Coq (57 kgs) 18 countries 18 competitors

Previous Olympic Winners

1924 E. Putsep	ESTONIA	1948 K. Pettersen	SWEDEN
1928 K. Leucht	GERMANY	1952 I. Hodos	HUNGARY
1932 J. Brendel	GERMANY	1956 K. Vyroupajev	U.S.S.R.
1936 M. Lorincz	HUNGARY	1960 N. Karavaev	U.S.S.R.

No.	Name	Country	1	2	3	4	5	Rank
1	A. Fitch	U.S.A.	(3)	(1)	(2)			
2	F. Stange	GERMANY	(1)	(3)	(0)	(2)		5
3	N. Noor	AFGHAN	(4)	(3)				
4	M. Ichiguchi	JAPAN	(0)	(1)	(1)	(1)	(1)	1
5	M. Toma	ITALY	(1)	(3)	(4)			
6	T. Tumas	PHILPINS	(3)					
7	J. Varga	HUNGARY	(2)	(1)	(3)			
8	I. Cernea	RUMANIA	(2)	(1)	(1)	(1)	(3)	3
9	B. Knitter	POLAND	(1)	(3)	(3)			
10	S. Shafizade	IRAN	(3)	(4)				
11	J. Svec	CZECHSLV	(0)	(0)	(3)	(2)	(3)	4
12	Y. H. Chang	KOREA	(4)	(4)				
13	U. Basergil	TURKEY	(3)	(0)	(1)	(3)		
14	V. Trostiansky	U.S.S.R.	(1)	(1)	(1)	(2)	(1)	2
15	Bishambhar	INDIA	(1)	(3)	(3)			
16	M. Lopez Ruiz	MEXICO	(3)	(3)				
17	K. Ali	U.A.R.	(3)	(1)		(2)		5
18	Z. Pashkulev	BULGARIA	(1)		(2)	(3)		5

1st Round

Mat	No.	Name	Country	Result	Bad Marks	Total Bad Marks
C	Winner— 2	Stange, Fritz	GERMANY	Decision	1	1
	Loser — 1	Fitch, Andrew	U.S.A.		3	3
C	Winner— 4	Ichiguchi, Masamitsu	JAPAN	Fall 9'56"	0	0
	Loser — 3	Noor, Nourullah	AFGHAN		4	4
C	Winner— 5	Toma, Michele	ITALY	Decision	1	1
	Loser — 6	Tumasis, Tortillano T.	PHILPINS		3	3
C	7	Varga, Janos	HUNGARY	Draw	2	2
	8	Cernea, Ion	RUMANIA		2	2
C	Winner— 9	Knitter, Bernard	POLAND	Decision	1	1
	Loser —10	Shafizade, Syavash	IRAN		3	3
C	Winner—11	Svec, Jiri	CZECHSLV	Fall 6'31"	0	0
	Loser —12	Chang, Yi Hyun	KOREA		4	4
C	Winner—15	Bishambhar	INDIA	Decision	1	1
	Loser —16	Lopez Ruiz, Moises	MEXICO		3	3
C	Winner—14	Trostiansky, Vladlen	U.S.S.R.	Decision	1	1
	Loser —13	Basergil, Unver	TURKEY		3	3
C	Winner—18	Pashkulev, Zviatko S.	BULGARIA	Decision	1	1
	Loser —17	Ali, Kamal	U.A.R.		3	3

2nd Round

Mat	No.	Name	Country	Result	Bad Marks	Total Bad Marks
B	Winner— 1	Fitch, Andrew	U.S.A.	Decision	1	4
	Loser — 3	Noor, Nourullah	AFGHAN		3	7 *
B	Winner— 4	Ichiguchi, Masamitsu	JAPAN	Decision	1	1
	Loser — 2	Stange, Fritz	GERMANY		3	4
B	Winner— 7	Varga, Janos	HUNGARY	Decision	1	3
	Loser — 5	Toma, Michele	ITALY		3	4
B	Winner— 8	Cernea, Ion	RUMANIA	Decision	1	3
	Loser — 9	Knitter, Bernard	POLAND		3	4
B	Winner—11	Svec, Jiri	CZECHSLV	Fall 1'22"	0	0
	Loser —10	Shafizade, Syavash	IRAN		4	7 *
B	Winner—13	Basergil, Unver	TURKEY	Fall 6'17"	0	3
	Loser —12	Chang, Yi Hyun	KOREA		4	8 *
B	Winner—14	Trostiansky, Vladlen	U.S.S.R.	Decision	1	2
	Loser —15	Bishambhar	INDIA		3	4
B	Winner—17	Ali, Kamal	U.A.R.	Decision	1	4
	Loser —16	Lopez Ruiz, Moises	MEXICO		3	6 *
	18	Pashkulev, Zviatko S.	BULGARIA	Bye	0	1

3rd Round

Mat	No.	Name	Country	Result	Bad Marks	Total Bad Marks
C	Winner— 2	Stange, Fritz	GERMANY	Fall 9'19"	0	4
	Loser — 5	Toma, Michele	ITALY		4	8 *
C	Winner— 4	Ichiguchi, Masamitsu	JAPAN	Decision	1	2
	Loser — 7	Varga, Janos	HUNGARY		3	6 *
C	Winner— 8	Cernea, Ion	RUMANIA	Decision	1	4
	Loser —11	Svec, Jiri	CZECHSLV		3	3
C	Winner—14	Trostiansky, Vladlen	U.S.S.R.	Decision	1	3
	Loser — 9	Knitter, Bernard	POLAND		3	7 *
C	18	Pashkulev, Zviatko S.	BULGARIA	Draw	2	3
	1	Fitch, Andrew	U.S.A.		2	6 *
C	Winner—13	Basergil, Unver	TURKEY	Decision	1	4
	Loser —15	Bishambhar	INDIA		3	7 *
	17	Ali, Kamal	U.A.R.	Bye	0	4

4th Round

Mat	No.	Name	Country	Result	Bad Marks	Total Bad Marks
B	17	Ali, Kamal	U.A.R.	Draw	2	6 *
	2	Stange, Fritz	GERMANY			
B	Winner— 4	Ichiguchi, Masamitsu	JAPAN	Decision	1	3
	Loser —18	Pashkulev, Zviatko S.	BULGARIA			
B	Winner— 8	Cernea, Ion	RUMANIA	Decision	1	5
	Loser —13	Basergil, Unver	TURKEY			
B	11	Svec, Jiri	CZECHSLV	Draw	2	5
	14	Trostiansky, Vladlen	U.S.S.R.			


5th Round

Mat	No.	Name	Country	Result	Bad Marks	Total Bad Marks
B	Winner— 4	Ichiguchi, Masamitsu	JAPAN	Decision	1	4
	Loser —11	Svec, Jiri	CZECHSLV			
B	Winner—14	Trostiansky, Vladlen	U.S.S.R.	Decision	1	6 *
	Loser — 8	Cernea, Ion	RUMANIA			

Note * —Eliminated

Final Classification

1	4	Ichiguchi, Masamitsu	JAPAN
2	14	Trostiansky, Vladlen	U.S.S.R.
3	8	Cernea, Ion	RUMANIA
4	11	Svec, Jiri	CZECHSLV
5	17	Ali, Kamal	U.A.R.
5	18	Pashkulev, Zviatko S.	BULGARIA
5	2	Stange, Fritz	GERMANY

**Greco-Roman Bantam-weight Division**

Catégorie Poids coq, Gréco-Romain

① M. Ichiguchi (JPN) ② V. Trostiansky (URS) ③ I. Cernea (RUM)

Greco Roman==Gréco-Romaine**Feather-Weight==Poids Plume** (63 kgs) 27 countries 27 competitors**Previous Olympic Winners**

1912	K. Koskelo	FINLAND	1936	Y. Erkan	TURKEY
1920	O. Friman	FINLAND	1948	M. Oktav	TURKEY
1924	K. Anttila	FINLAND	1952	Y. Pounkine	U.S.S.R.
1928	V. Vali	ESTONIA	1956	R. L. Makinen	FINLAND
1932	G. Gozzi	ITALY	1960	M. Sille	TURKEY

No.	Name	Country	1	2	3	4	5	Final	Rank
1	M. Mansour	U.A.R.	(3)	(1)	(1)	(1)			6
2	M. Mirmalek	IRAN	(1)	(2)	(2)	(1)			6
3	K. Olsson	SWEDEN	(1)	(2)	(3)	(3)			
4	M. Bolocan	RUMANIA	(3)	(0)	(2)	(3)			
5	N. Sayed	AFGHAN	(4)	(4)					
6	B. Martinovic	YUGOSLAV	(0)	(2)	(0)	(1)	(1)		3
7	L. Schneider	GERMANY	(2)	(2)	(3)				
8	D. Stoykov	BULGARIA	(2)	(2)	(4)				
9	K. Lehtonen	FINLAND	(0)	(2)	(1)				
10	R. Leibovich	ARGENTIN	(4)	(4)					
11	S. Skrydstrup	DENMARK	(2)	(0)	(3)	(3)			
12	M. Sille	TURKEY	(2)	(4)					
13	R. Rurua	U.S.S.R.	(1)	(0)	(1)	(1)	(1)	(2)	2
14	K. Macioch	POLAND	(3)	(0)	(1)	(3)			
15	B. Patil	INDIA	(4)	(4)					
16	J. Mewis	BELGIUM	(0)	(0)	(3)	(3)			6
17	M. Gonzalez	MEXICO	(3)	(4)					
18	K. Sakurama	JAPAN	(1)	(0)	(1)	(1)	(3)		4
19	A. Senosa	PHILPINS	(4)	(4)					
20	M. Johann	AUSTRIA	(0)	(1)	(3)	(4)			
21	P. Galaktopotulos	GREECE	(1)	(3)	(4)				
22	B. J. Kim	KOREA	(3)	(4)					
23	I. Polyak	HUNGARY	(1)	(0)	(0)	(0)		(2)	1
24	R. Finley	U.S.A.	(3)	(0)		(0)	(3)		4
25	M. Jutila	CANADA	(2)	(4)					
26	D. Cacas	AUSTRALA	(2)		(3)	(4)			
27	G. Ballery	FRANCE		(3)	(1)	(3)			

1st Round

Mat	No.	Name	Country	Result	Bad Marks	Total Bad Marks
B	Winner— 2	Mirmalek, Mohamad	IRAN	Decision	1	1
	Loser — 1	Mansour, Mostafa	U.A.R.		3	3
B	Winner— 3	Olsson, Knut Erik Botvid	SWEDEN	Decision	1	1
	Loser — 4	Bolocan, Marin	RUMANIA		3	3

B	Winner—	6	Martinovic, Branko	YUGOSLAV	Fall 4'02"	0	0
	Loser —	5	Sayed, Nour Aka	AFGHAN		4	4
B		7	Schneider, Lothar	GERMANY	Draw	2	2
		8	Stoykov, Dinko Petrov	BULGARIA		2	2
B	Winner—	9	Lehtonen, Kyosti Emil	FINLAND	Fall 1'18"	0	0
	Loser —	10	Leibovich, Ruben	ARGENTIN		4	4
B		11	Skrydstrup, Svend Peter	DENMARK	Draw	2	2
		12	Sille, Muzahir	TURKEY		2	2
B	Winner—	13	Rurua, Roman	U.S.S.R.	Decision	1	1
	Loser —	14	Macioch, Kazimierz	POLAND		3	3
B	Winner—	16	Mewis, Joseph	BELGIUM	Fall 1'10"	0	0
	Loser —	15	Patil, Bandu	INDIA		4	4
B	Winner—	20	Johann, Marte	AUSTRIA	Fall 0'58"	0	0
	Loser —	19	Senosa, Antonio T.	PHILPINS		4	4
B	Winner—	18	Sakurama, Koji	JAPAN	Decision	1	1
	Loser —	17	Tovar Gonzalez, Mario	MEXICO		3	3
B	Winner—	21	Galaktopoulos, Petros	GREECE	Decision	1	1
	Loser —	22	Kim, Bong Jo	KOREA		3	3
B	Winner—	23	Polyak, Imre	HUNGARY	Decision	1	1
	Loser —	24	Finley, Ronald Leslie	U.S.A.		3	3
B		25	Jutila, Matti	CANADA	Draw	2	2
		26	Cacas, Donald	AUSTRALA		2	2
		27	Ballery, Georges	FRANCE	Bye	0	0

2nd Round

Mat	No.	Name	Country	Result	Bad Marks	Total Bad Marks	
B	Winner—	1	Mansour, Mostafa	U.A.R.	Decision	1	4
	Loser —	27	Ballery, Georges	FRANCE		3	3
C	Winner—	14	Macioch, Kazimierz	POLAND	Default	0	3
	Loser —	15	Patil, Bandu	INDIA		4	8 *
C	Winner—	18	Sakurama, Koji	JAPAN	Fall 2'55"	0	1
	Loser —	19	Senosa, Antonio T.	PHILPINS		4	8 *
B		2	Mirmalek, Mohamad	IRAN	Draw	2	3
		3	Olsson, Knut Erik Botvid	SWEDEN		2	3
B	Winner—	4	Bolocan, Marin	RUMANIA	Fall 3'56"	0	3
	Loser —	5	Sayed, Nour Aka	AFGHAN		4	8 *
C	Winner—	16	Mewis, Joseph	BELGIUM	Default	0	0
	Loser —	17	Tovar Gonzalez, Mario	MEXICO		4	7 *
C	Winner—	20	Johann, Marte	AUSTRIA	Decision	1	1
	Loser —	21	Galaktopoulos, Petros	GREECE		3	4
C	Winner—	23	Polyak, Imre	HUNGARY	Fall 4'39"	0	1
	Loser —	22	Kim, Bong Jo	KOREA		4	7 *
B		6	Martinovic, Branko	YUGOSLAV	Draw	2	2
		7	Schneider, Lothar	GERMANY		2	4
C	Winner—	24	Finley, Ronald Leslie	U.S.A.	Default	0	3
	Loser —	25	Jutila, Matti	CANADA		4	6 *
B		8	Stoykov, Dinko Petrov	BULGARIA	Draw	2	4
		9	Lehtonen, Kyosti Emil	FINLAND		2	2
C	Winner—	13	Rurua, Roman	U.S.S.R.	Fall 4'26"	0	1
	Loser —	12	Sille, Muzahir	TURKEY		4	6 *
B	Winner—	11	Skrydstrup, Svend Peter	DENMARK	Foul	0	2
	Loser —	10	Leibovich, Ruben	ARGENTIN		4	8 *
		26	Cacas, Donald	AUSTRALA	Bye	0	2

3rd Round

Mat	No.	Name	Country	Result	Bad Marks	Total Bad Marks	
B	Winner—	27	Ballery, Georges	FRANCE	Decision	1	4
	Loser —	26	Cacas, Donald	AUSTRALA		3	5

B	Winner— 1	Mansour, Mostafa	U.A.R.	Decision	1	5
	Loser — 3	Olsson, Knut Erik Botvid	SWEDEN		3	6 *
B	2	Mirmalek, Mohamad	IRAN	Draw	2	5
	4	Bolocan, Marin	RUMANIA		2	5
B	Winner— 6	Martinovic, Branko	YUGOSLAV	Default	0	2
	Loser — 8	Stoykov, Dinko Petrov	BULGARIA		4	8 *
B	Winner— 9	Lehtonen, Kyosti Emil	FINLAND	Decision	1	3
	Loser — 7	Schneider, Lothar	GERMANY		3	7 *
B	Winner— 13	Rurua, Roman	U.S.S.R.	Decision	1	2
	Loser — 11	Skrydstrup, Svend Peter	DENMARK		3	5
B	Winner— 14	Macioch, Kazimierz	POLAND	Decision	1	4
	Loser — 16	Mewis, Joseph	BELGIUM		3	3
B	Winner— 18	Sakurama, Koji	JAPAN	Decision	1	2
	Loser — 20	Johann, Marte	AUSTRIA		3	4
B	Winner— 23	Polyak, Imre	HUNGARY	Fall 4'39"	0	1
	Loser — 21	Galaktopoulos, Petros	GREECE		4	8 *
	24	Finley, Ronald Leslie	U.S.A.	Bye	0	3

4th Round

Mat	No.	Name	Country	Result	Bad Marks	Total Bad Marks
B	Winner— 24	Finley, Ronald Leslie	U.S.A.	Fall 2'02"	0	3
	Loser — 26	Cacas, Donald	AUSTRALIA		4	9 *
B	Winner— 2	Mirmalek, Mohamad	IRAN	Decision	1	6 *
	Loser — 27	Ballery, Georges	FRANCE		3	7 *
B	Winner— 1	Mansour, Mostafa	U.A.R.	Decision	1	6 *
	Loser — 4	Bolocan, Marin	RUMANIA		3	8 *
B	Winner— 6	Martinovic, Branko	YUGOSLAV	Decision	1	3
	Loser — 11	Skrydstrup, Svend Peter	DENMARK		3	8 *
B	Winner— 13	Rurua, Roman	U.S.S.R.	Decision	1	3
	Loser — 16	Mewis, Joseph	BELGIUM		3	6 *
B	Winner— 23	Polyak, Imre	HUNGARY	Default	0	1
	Loser — 20	Johann, Marte	AUSTRIA		4	8 *
B	Winner— 18	Sakurama, Koji	JAPAN	Decision	1	3
	Loser — 14	Macioch, Kazimierz	POLAND		3	7 *

Greco-Roman Feather-weight Division at right is

I. Polyak (HUN) with R. Rurua (URS)

Catégorie Poids plume, Gréco-Romain, à droite se trouve I. Polyak (HUN) avec R. Rurua (URS)



5th Round

Mat	No.	Name	Country	Result	Bad Marks	Total Bad Marks
B	Winner— 6	Martinovic, Branko	YUGOSLAV	Decision	1	4
	Loser —24	Finley, Ronald Leslie	U.S.A.		3	6 *
B	Winner— 13	Rurua, Roman	U.S.S.R.	Decision	1	4
	Loser —18	Sakurama, Koji	JAPAN		3	6 *
	23	Polyak, Imre	HUNGARY		Bye	0

Note * —Eliminated

Final Round

Mat	No.	Name	Country	Result	Bad Marks
B	23	Polyak, Imre	HUNGARY	Draw	2
	13	Rurua, Roman	U.S.S.R.		2

Final Classification

1	23	Polyak, Imre	HUNGARY
2	13	Rurua, Roman	U.S.S.R.
3	6	Martinovic, Branko	YUGOSLAV
4	18	Sakurama, Koji	JAPAN
4	24	Finley, Ronald Leslie	U.S.A.
6	1	Mansour, Mostafa	U.A.R.
6	2	Mirmalek, Mohamad	IRAN
6	16	Mewis, Joseph	BELGIUM

**Greco-Roman Feather-weight Division winners**

Les vainqueurs de la catégorie Poids plume, Gréco-Romain ① I. Polyak (HUN) ② R. Rurua (URS) ③ B. Martinovic (YUS)

Greco-Romann==Gréco-Romaine

Light-Weight==Poids Léger (70 kgs) 19 countries 19 competitors

Previous Olympic Winners

1908	E. Porro	ITALY	1936	L. Koskela	FINLAND
1912	E. Vare	FINLAND	1948	K. G. Freij	SWEDEN
1920	E. Vare	FINLAND	1952	K. Safine	U.S.S.R.
1924	O. Friman	FINLAND	1956	K. E. Lehtonen	FINLAND
1928	L. Keresztes	HUNGARY	1960	A. Koridze	U.S.S.R.
1932	E. Malmberg	SWEDEN			

No.	Name	Country	1	2	3	4	5	Final for 2,3,4.	Rank
1	J. Burke	U.S.A.	—	(2)	(3)	(4)			
2	S. Ebrahimian	IRAN	—	(2)	(4)				
3	E. Tapio	FINLAND	—	(2)	(0)	(1)	(2)	(3)	6
4	V. Bularca	RUMANIA	—	(2)	(1)	(0)	(1)	(2)	2
5	I. JKim	KOREA	—	(3)	(3)				
6	D. Savvas	GREECE	—	(1)	(3)	(2)			
7	R. Romero	ARGENTIN	—	(4)					
8	T. Fujita	JAPAN	—	(0)	(1)	(1)	(2)	(2)	4
9	B. Jonsson	SWEDEN	—	(1)	(0)	(2)	(3)		
10	K. Madsen	DENMARK	—	(3)	(1)	(3)			
11	A. Partida	MEXICO	—	(2)	(4)				
12	W. Said	AFGHAN	—	(2)	(3)	(4)			
13	B. Franz	AUSTRIA	—	(3)	(3)				
14	S. Horvat	YUGOSLAV	—	(1)	(1)	(3)	(0)	(2)	5
15	F. Schmitt	GERMANY	—	(3)	(1)	(0)	(4)		
16	D. Gvantseladze	U.S.S.R.	—	(1)	(3)	(1)		(1)	3
17	M. Ibrahim	U.A.R.	—	(3)	(3)				
18	K. Ayvaz	TURKEY	—	(1)	(1)		(1)		1
19	I. Ivanov	BULGARIA			(1)	(3)	(3)	(2)	

1st Round

Mat	No.	Name	Country	Result	Bad Marks	Total Bad Marks
A	1	Burke, James Richard	U.S.A.	Draw	2	2
	2	Ebrahimian, Said-Hossein	IRAN		2	2
C	11	Echaniz Partida, A.	MEXICO	Draw	2	2
	12	Said, Wahidullah	AFGHAN		2	2
C	Winner—14	Horvat, Stevan	YUGOSLAV	Decision	1	1
	Loser —13	Franz, Berger	AUSTRIA		3	3
A	3	Tapio, Eero Johannes	FINLAND	Draw	2	2
	4	Bularca, Valeriu	RUMANIA		2	2
A	Winner—6	Savvas, Dimitrios	GREECE	Decision	1	1
	Loser —5	Kim, Ik-Jong	KOREA		3	3
A	Winner—8	Fujita, Tokuaki	JAPAN	Fall 4'05"	0	0
	Loser —7	Romero, Raul Alberto	ARGENTIN		4	4
C	Winner—16	Gvantseladze, David	U.S.S.R.	Decision	1	1
	Loser—15	Schmitt, Franz	GERMANY		3	3
A	Winner—9	Jonsson, Bror Rune	SWEDEN	Decision	1	1
	Loser —10	Madsen, Kurt Valter Lyngh	DENMARK		3	3
C	Winner—18	Ayvaz, Kazim	TURKEY	Decision	1	1
	Loser —17	Ibrahim, Mahmoud	U.A.R.		3	3
	19	Ivanov, Ivan Ivanov	BULGARIA	Bye	0	0

2nd Round

Mat	No.	Name	Country	Result	Bad Marks	Total Bad Marks
C	Winner—19	Ivanov, Ivan Ivanov	BULGARIA	Decision	1	1
	Loser —1	Burke, James Richard	U.S.A.		3	5
C	Winner—3	Tapio, Eero Johannes	FINLAND	Fall 4'33"	0	2
	Loser —2	Ebrahimian, Said-Hossein	IRAN		4	6 *
C	Winner—4	Bularca, Valeriu	RUMANIA	Decision	1	3
	Loser —5	Kim, Ik-Jong	KOREA		3	6 *

C	Winner— 8	Fujita, Tokuaki	JAPAN	Decision	1	1
	Loser — 6	Savvas, Dimitrios	GREECE		3	4
C	Winner— 9	Jonsson, Bror Rune	SWEDEN	Fall 3'16"	0	1
	Loser —11	Echaniz Partida, A.	MEXICO		4	6 *
C	Winner—10	Medsen, Kurt Valter Lyngh	DENMARK	Decision	1	4
	Loser —12	Said, Wahidullah	AFGHAN		3	5
C	Winner—15	Schmitt, Franz	GERMANY	Decision	1	4
	Loser —13	Franz, Berger	AUSTRIA		3	6 *
C	Winner—14	Horvat, Stevan	YUGOSLAV	Decision	1	2
	Loser —17	Ibrahim, Mahmoud	U.A.R.		3	6 *
C	Winner—18	Ayvaz, Kazim	TURKEY	Decision	1	2
	Loser —16	Gvantseladze, David	U.S.S.R.		3	4

3rd Round

Mat	No.	Name	Country	Result	Bad Marks	Total Bad Marks
C	Winner— 3	Tapio, Eero Johannes	FINLAND	Decision	1	3
	Loser —19	Ivanov, Ivan Ivanov	BULGARIA		3	4
C	Winner— 4	Bularca, Valeriu	RUMANIA	Foul 7'58"	0	3
	Loser — 1	Burke, James Richard	U.S.A.		4	9 *
C	6	Savvas, Dimitrios	GREECE	Draw	2	6 *
	9	Jonsson, Bror Rune	SWEDEN		2	3
C	Winner— 8	Fujita, Tokuaki	JAPAN	Decision	1	2
	Loser —10	Madsen, Kurt Valter Lyngh	DENMARK		3	7 *
C	Winner—15	Schmitt, Franz	GERMANY	Fall 7'12"	0	4
	Loser —12	Said, Wahidullah	AFGHAN		4	9 *
C	Winner—16	Gvantseladze, David	U.S.S.R.	Decision	1	5
	Loser —14	Horvat, Stevan	YUGOSLAV		3	5
	18	Ayvaz, Kazim	TURKEY	Bye	0	2

4th Round

Mat	No.	Name	Country	Result	Bad Marks	Total Bad Marks
C	Winner—18	Ayvaz, Kazim	TURKEY	Decision	1	3
	Loser —19	Ivanov, Ivan Ivanov	BULGARIA		3	7 *
C	3	Tapio, Eero Johannes	FINLAND	Draw	2	5
	8	Fujita, Tokuaki	JAPAN		2	4
C	Winner— 4	Bularca, Valeriu	RUMANIA	Decision	1	4
	Loser — 9	Jonsson, Bror Rune	SWEDEN		3	6 *
C	Winner—14	Horvat, Stevan	YUGOSLAV	Fall 9'12"	0	5
	Loser —15	Schmitt, Franz	GERMANY		4	8 *
	16	Gvantseladze, David	U.S.S.R.	Bye	0	5

5th Round

Mat	No.	Name	Country	Result	Bad Marks	Total Bad Marks
B	Winner—16	Gvantseladze, David	U.S.S.R.	Decision	1	6 *
	Loser — 3	Tapio, Eero Johannes	FINLAND		3	8 *
B	18	Ayvaz, Kazim	TURKEY	Draw	2	5
	4	Bularca, Valeriu	RUMANIA		2	6 *
B	8	Fujita, Tokuaki	JAPAN	Draw	2	6 *
	14	Horvat, Stevan	YUGOSLAV		2	7 *

Note * —Eliminated

**Greco-Roman Light-weight Division winners**

Les vainqueurs de la catégorie Poids léger, Gréco-Roman ① K. Ayvaz (TUR) ② V. Bularca (RUM) ③ D. Gvantseladze (URS)



Greco-Roman Light-weight contestants K. Ayvaz (TUR) v. D. Gvantseladze (URS)
 Les vainqueurs des Poids léger, Gréco-Romain K. Ayvaz (TUR) contre D. Gvdutseladze (URS)

Matches For The 2nd, 3rd And 4th Places

Mat	No.	Name	Country	Result	Bad Marks
B	Winner— 4	Bularca, Valeriu	RUMANIA	Decision	1
	Loser —16	Gvantseladze, David	U.S.S.R.		3
B	Winner—16	Gvantseladze, David	U.S.S.R.	Decision	1
	Loser — 8	Fujita, Tokuaki	JAPAN		3
B	4	Bularca, Valeriu	RUMANIA	Draw	2
	8	Fujita, Tokuaki	JAPAN		2

Final Classification

1	18	Ayvaz, Kazim	TURKEY
2	4	Bularca, Valeriu	RUMANIA
3	16	Gvantseladze, David	U.S.S.R.
4	8	Fujita, Tokuaki	JAPAN
5	14	Horvat, Stevan	YUGOSLAV
6	3	Tapio, Eero Johannes	FINLAND

Greco-Roman—Gréco-Romain

Welter-Weight—Poids Mi-moyen (78 Kgs) 19 countries 19 competitors

Previous Olympic Winners

1932	I. Johansson	SWEDEN	1952	M. Szilvasi	HUNGARY
1936	R. Svedberg	SWEDEN	1956	M. Bayrak	TURKEY
1948	E. G. Andersson	SWEDEN	1960	M. Bayrak	TURKEY

No.	Name	Country	1	2	3	4	5	Final	Rank
1	D. E. Shin	KOREA	(3)	(3)					
2	A. Kolesov	U.S.S.R.	(1)	(2)	(2)	(0)	(2)	(1)	1
3	I. Taranu	RUMANIA	(1)	(2)	(2)	(1)			5
4	C. Todorov	BULGARIA	(3)	(0)	(2)	(0)	(2)	(2)	2
5	J. Mayo	PHILPINS	(4)	(4)					
6	M. Laakso	FINLAND	(0)	(3)	(2)	(4)			
7	M. Bayrak	TURKEY	(2)	(1)	(3)				
8	B. Nystrom	SWEDEN	(2)	(1)	(1)	(1)	(2)	(2)	3
9	R. Vesper	GERMANY	(2)	(3)	(1)			(2)	
10	S. Kazama	JAPAN	(2)	(1)	(3)			(2)	
11	A. Rizmayer	HUNGARY	(1)	(3)	(0)	(2)			5
12	C. Vario	ARGENTIN	(3)	(4)					
13	H. Barlie	NORWAY	(2)	(0)	(4)				
14	L. Helmut	AUSTRIA	(2)	(3)	(3)				
15	R. Camilleri	U.S.A.	(3)	(1)	(0)	(3)			
16	B. Dubicki	POLAND	(1)	(1)	(1)	(2)	(2)	(2)	4
17	A. Michiels	BELGIUM	(2)	(3)	(4)			(3)	
18	R. Schiermeyer	FRANCE	(2)		(1)				
19	A. Zoughian	IRAN			(1)	(3)	(3)		

1st Round

Mat	No.	Name	Country	Result	Bad Marks	Total Bad Marks
A	Winner— 2	Kolesov, Anatoly	U.S.S.R.	Decision	1	1
	Loser — 1	Shin, Dong-Eui	KOREA		3	3
A	Winner— 3	Taranu, Ion	RUMANIA	Decision	1	1
	Loser — 4	Todorov, Cyril Petkov	BULGARIA		3	3
A	Winner— 6	Laakso, Matti Samuel	FINLAND	Fall 3'52"	0	0
	Loser — 5	Mayo, Job Jr.	PHILPINS		4	4
A	7	Bayrak, Mithat	TURKEY	Draw	2	2
	8	Nystrom, Bertil Alexis	SWEDEN		2	2
A	9	Vesper, Rudolf	GERMANY	Draw	2	2
	10	Kazama, Sadao	JAPAN		2	2
A	Winner— 11	Rizmayer, Antal	HUNGARY	Decision	1	1
	Loser — 12	Vario, Carlos Alberto	ARGENTIN		3	3
A	13	Barlie, Harald	NORWAY	Draw	2	2
	14	Helmut, Langle	AUSTRIA		2	2
A	Winner— 16	Dubicki, Boleslaw	POLAND	Decision	1	1
	Loser — 15	Camilleri, Russell A.	U.S.A.		3	3
A	17	Michiels, Albert	BELGIUM	Draw	2	2
	18	Schiermeyer, Rene	FRANCE		2	2
	19	Zoughian, Asghar	IRAN	Bye	0	0

2nd Round

Mat	No.	Name	Country	Result	Bad Marks	Total Bad Marks
A	Winner— 19	Zoughian, Asghar	IRAN	Decision	1	1
	Loser — 1	Shin, Dong-Eui	KOREA		3	6 *
A	2	Kolesov, Anatoly	U.S.S.R.	Draw	2	3
	3	Taranu, Ion	RUMANIA		2	3
A	Winner— 4	Todorov, Cyril Petkov	BULGARIA	Fall 2'19"	0	3
	Loser — 5	Mayo, Job Jr.	PHILPINS		4	8 *



Greco-Roman Welter-weight Division winners

Les vainqueurs de la catégorie des Poids mi-moyen, Gréco-Romain ① A. Kolesov (URS) ② C. Todorov (BUL) ③ B. Nystrom (SWE)

A	Winner— 7	Bayrak, Mithat	TURKEY	Decision	1	3
	Loser — 6	Laakso, Matti Samuel	FINLAND		3	3
A	Winner— 8	Nystrom, Bertil Alexis	SWEDEN	Decision	1	3
	Loser — 9	Vesper, Rudolf	GERMANY		3	5
A	Winner—10	Kazama, Sadao	JAPAN	Decision	1	3
	Loser —11	Rizmayer, Antal	HUNGARY		3	4
A	Winner—13	Barlie, Harald	NORWAY	Fall 1'45"	0	2
	Loser —12	Vario, Carlos Alberto	ARGENTIN		4	7 *
A	Winner—15	Camilleri, Russell A.	U.S.A.	Decision	1	4
	Loser —14	Helmut, Langle	AUSTRIA		3	5
A	Winner—16	Dubicki, Boleslaw	POLAND	Decision	1	2
	Loser —17	Michiels, Albert	BELGIUM		3	5
	18	Schiermeyer, Rene	FRANCE	Bye	0	2

3rd Round

Mat	No.	Name	Country	Result	Bad Marks	Total Bad Marks
A	Winner—18	Schiermeyer, Rene	FRANCE	Decision	1	3
	Loser —19	Zoughian, Asghar	IRAN		3	4
A	2	Kolesov, Anatoly	U.S.S.R.	Draw	2	5
	4	Todorov, Cyril Petkov	BULGARIA		2	5
A	3	Taranu, Ion	RUMANIA	Draw	2	5
	6	Laakso, Matti Samuel	FINLAND		2	5
A	Winner— 9	Vesper, Rudolf	GERMANY	Decision	1	6 *
	Loser — 7	Bayrak, Mithat	TURKEY		3	6 *
A	Winner— 8	Nystrom, Bertil Alexis	SWEDEN	Decision	1	4
	Loser —10	Kazama, Sadao	JAPAN		3	6 *
A	Winner—11	Rizmayer, Antal	HUNGARY	Fall 9'51"	0	4
	Loser —13	Barlie, Harald	NORWAY		4	6 *
A	Winner—16	Dubicki, Boleslaw	POLAND	Decision	1	3
	Loser —14	Helmut, Langle	AUSTRIA		3	8 *
A	Winner—15	Camilleri, Russell A.	U.S.A.	Fall 7'07"	0	4
	Loser —17	Michiels, Albert	BELGIUM		4	9 *

4th Round

Mat	No.	Name	Country	Result	Bad Marks	Total Bad Marks
A	Winner— 2	Kolesov, Anatoly	U.S.S.R.	Fall 4'20"	0	5
	Loser —18	Schiermeyer, Rene	FRANCE		4	7 *
A	Winner— 3	Taranu, Ion	RUMANIA	Decision	1	6 *
	Loser —19	Zoughian, Asghar	IRAN		3	7 *
A	Winner— 4	Todorov, Cyril Petkov	BULGARIA	Fall 8'59"	0	5
	Loser — 6	Laakso, Matti Samuel	FINLAND		4	9 *
A	Winner— 8	Nystrom, Bertil Alexis	SWEDEN	Decision	1	5
	Loser —15	Camilleri, Russell A.	U.S.A.		3	7 *
A	11	Rizmayer, Antal	HUNGARY	Draw	2	6 *
	16	Dubicki, Boleslaw	POLAND		2	5

5th Round

Mat	No.	Name	Country	Result	Bad Marks	Total Bad Marks
B	2	Kolesov, Anatoly	U.S.S.R.	Draw	2	7 *
	8	Nystrom, Bertil Alexis	SWEDEN		2	7 *
B	4	Todorov, Cyril Petkov	BULGARIA	Draw	2	7 *
	16	Dubicki, Boleslaw	POLAND		2	7 *

Note * —Eliminated

Final Round

Mat	No.	Name	Country	Result	Bad Marks
B	Winner—2	Kolesov, Anatoly	U.S.S.R.	Decision	1
	Loser—16	Dubicki, Boleslaw	POLAND		3
B	4	Todorov, Cyril Petkov	BULGARIA	Draw	2
	8	Nystrom, Bertil Alexis	SWEDEN		2
B	8	Nystrom, Bertil Alexis	SWEDEN	Draw	2
	16	Dubicki, Boleslaw	POLAND		2

Final Classification

1	2	Kolesov, Anatoly	U.S.S.R.
2	4	Todorov, Cyril Petkov	BULGARIA
3	8	Nystrom, Bertil Alexis	SWEDEN
4	16	Dubicki, Boleslaw	POLAND
5	3	Taranu, Ion	RUMANIA
5	11	Rizmayer, Antal	HUNGARY

Greco-Roman—Gréco-Romain

Middle-Weight—Poids Moyen (87 kgs) 20 countries 20 competitors

Previous Olympic Winners

1908	F. Martensson	SWEDEN	1936	I. Johansson	SWEDEN
1912	C. Johansson	SWEDEN	1948	A. Gronberg	SWEDEN
1920	C. Westergren	SWEDEN	1952	A. Gronberg	SWEDEN
1924	E. Vesterlund	FINLAND	1956	G. Kartoziya	U.S.S.R.
1928	V. Kokkinen	FINLAND	1960	D. Dobrev	BULGARIA
1932	V. Kokkinen	FINLAND			

No.	Name	Country	1	2	3	4	5	Final for 2, 3,	Rank
1	G. Popovici	RUMANIA	(2)	(3)	(1)				
2	V. Olenik	U.S.S.R.	(2)	(1)	(1)	(1)	(2)		4
3	L. Metz	GERMANY	(1)	(1)	(3)	(0)	(1)	(3)	3
4	C. Kwiecinski	POLAND	(3)	(3)					
5	S. Persson	SWEDEN	(1)	(2)	(2)	(4)			
6	R. Schummer	LUXEMBRG	(3)	(3)					
7	J. Kormanik	CZECHSLV	(0)	(2)	(1)	(1)	(2)	(1)	2
8	K. Hiraki	JAPAN	(4)	(1)	(2)				
9	I. Raskovy	AUSTRALA	(3)	(0)	(3)				
10	I. Selekman	TURKEY	(1)	(1)	(2)	(3)			
11	F. Garcia	PHILPINS	(4)	(4)					
12	M. Kobelt	SWITZ	(0)	(3)	(4)				
13	K. Bimbalov	BULGARIA	(0)	(1)	(2)	(2)	(3)		6
14	K. Y. Lee	KOREA	(4)	(4)					
15	P. Punkari	FINLAND	(1)	(3)	(3)				
16	J. Graffigna	ARGENTIN	(3)	(4)					
17	G. Hollosi	HUNGARY	(3)	(0)	(0)	(2)	(2)		4
18	B. Simic	YUGOSLAV	(1)	(0)	(1)				1
19	R. Baughman	U.S.A.	(1)		(3)	(3)	(2)		
20	G. Andalkar	INDIA	(3)						

1st Round

Mat	No.	Name	Country	Result	Bad Marks	Total Bad Marks
C	1	Popovici, Gheorghe	RUMANIA	Draw	2	2
	2	Olenik, Valentin	U.S.S.R.		2	2
C	Winner— 3	Metz, Lothar	GERMANY	Decision	1	1
	Loser — 4	Kwiecinski, Gzeslaw	POLAND		3	3
C	Winner— 5	Persson, Stig Malte	SWEDEN	Decision	1	1
	Loser — 6	Schummer, Raymond	LUXEMBRG		3	3
C	Winner— 7	Kormanik, Jiri	CZECHSLV	Fall 4'03"	0	0
	Loser — 8	Hiraki, kenjiro	JAPAN		4	4
C	Winner—10	Selekman, Ismail Yavuz	TURKEY	Decision	1	1
	Loser — 9	Raskovy, Istvan	AUSTRALA		3	3
C	Winner—12	Kobelt, Max	SWITZ	Fall 5'55"	0	0
	Loser —11	Garcia, Fernando H.	PHILPINS		4	4
C	Winner—13	Bimbalov, Krali Peitchev	BULGARIA	Fall 2'22"	0	0
	Loser —14	Lee, Ki Yul	KOREA		4	4
C	Winner—15	Punkari, Pentti Tuomas	FINLAND	Decision	1	1
	Loser —16	Graffigna, Julio Ricardo	ARGENTIN		3	3
C	Winner—18	Simic, Branislav	YUGOSLAV	Decision	1	1
	Loser —17	Holloi, Geza	HUNGARY		3	3
C	Winner—19	Baughman, Richard Wayne	U.S.A.	Decision	1	1
	Loser —20	Andalkar, Ganpat	INDIA		3	3

2nd Round

Mat	No.	Name	Country	Result	Bad Marks	Total Bad Marks
B	Winner— 8	Hiraki, Kenjiro	JAPAN	Decision	1	5
	Loser — 6	Schummer, Raymond	LUXEMBRG		3	6 *
B	Winner— 9	Raskovy, Istvan	AUSTRALA	Fall 3'47"	0	3
	Loser —11	Garcia, Fernando H.	PHILPINS		4	8 *
A	Winner— 3	Metz, Lothar	GERMANY	Decision	1	2
	Loser — 1	Popovici, Gheorghe	RUMANIA		3	5
C	Winner—13	Bimbalov, Krali Peitchev	BULGARIA	Decision	1	1
	Loser —15	Punkari, Pentti Tuomas	FINLAND		3	4
B	Winner—10	Selekman, Ismail Yavuz	TURKEY	Decision	1	2
	Loser —12	Kobelt, Max	SWITZ		3	3
A	Winner— 2	Olenik, Valentin	U.S.S.R.	Decision	1	3
	Loser — 4	Kwiecinski, Czeslaw	POLAND		3	6 *
C	Winner—17	Holloi, Geza	HUNGARY	Fall 3'21"	0	3
	Loser —14	Lee, Ki Yul	KOREA		4	8 *
C	Winner—18	Simic, Branislav	YUGOSLAV	Fall 1'26"	0	1
	Loser —16	Graffigna, Julio Ricardo	ARGENTIN		4	7 *
A	5	Persson, Stig Malte	SWEDEN	Draw	2	3
	7	Kormanik, Jiri	CZECHSLV		2	2
	19	Baughman, Richard Wayne	U.S.A.	Bye	0	1

3rd Round

Mat	No.	Name	Country	Result	Bad Marks	Total Bad Marks
B	Winner— 2	Olenik, Valentin	U.S.S.R.	Decision	1	4
	Loser — 3	Metz, Lothar	GERMANY		3	5
B	5	Persson, Stig Malte	SWEDEN	Draw	2	5
	8	Hiraki, Kenjiro	JAPAN		2	7 *
B	Winner— 7	Kormanik, Jiri	CZECHSLV	Decision	1	3
	Loser — 9	Raskovy, Istvan	AUSTRALA		3	6 *
B	10	Selekman, Ismail Yavuz	TURKEY	Draw	2	4
	13	Bimbalov, Krali Peitchev	BULGARIA		2	3
B	Winner—17	Holloi, Geza	HUNGARY	Fall 9'28"	0	3
	Loser —12	Kobel, Max	SWITZ		4	7 *
B	Winner—18	Simic, Branislav	YUGOSLAV	Decision	1	2
	Loser —15	Punkari, Pentti Tuomas	FINLAND		3	7 *

B	Winner— 1	Popovici, Gheorghe	RUMANIA	Decision	1	6 *
	Loser —19	Baughman, Richard Wayne	U.S.A.		3	4

4th Round

Mat	No.	Name	Country	Result	Bad Marks	Total Bad Marks
B	Winner— 2	Olenik, Valentin	U.S.S.R.	Decision	1	5
	Loser —19	Baughman, Richard Wayne	U.S.A.		3	7 *
B	Winner— 3	Metz, Lothar	GERMANY	Fall 9'31"	0	5
	Loser — 5	Persson, Stig Malte	SWEDEN		4	9 *
B	Winner— 7	Kormanik, Jiri	CZECHSLV	Decision	1	4
	Loser —10	Selekman, Ismail Yavuz	TURKEY		3	7 *
B	13	Bimbalov, Krali Peitchev	BULGARIA	Draw	2	5
	17	Hollosi, Geza	HUNGARY		2	5
	18	Simic, Branislav	YUGOSLAV	Bye	0	2

5th Round

Mat	No.	Name	Country	Result	Bad Marks	Total Bad Marks
C	18	Simic, Branislav	YUGOSLAV	Draw	2	4
	2	Olenik, Valentin	U.S.S.R.		2	7 *
C	Winner— 3	Metz, Lothar	GERMANY	Decision	1	6 *
	Loser —13	Bimbalov, Krali Peitchev	BULGARIA		3	8 *
C	7	Kormanik, Jiri	CZECHSLV	Draw	2	6 *
	17	Hollosi, Geza	HUNGARY		2	7 *


Note *—Eliminated

Match for the 2nd and 3rd Places


Mat	No.	Name	Country	Result	Bad Marks
B	Winner— 7	Kormanik, Jiri	CZECHSLV	Decision	1
	Loser — 3	Metz, Lothar	GERMANY		3

Final Classification

1	18	Simic, Branislav	YUGOSLAV
2	7	Kormanik, Jiri	CZECHSLV
3	3	Metz, Lothar	GERMANY
4	2	Olenik, Valentin	U.S.S.R.
4	17	Hollosi, Geza	HUNGARY
6	13	Bimbalov, Krali Peitchev	BULGARIA

Greco-Roman Middle-weight Division contestants B. Simic (YUS) v. V. Olenik (URS)**Les vainqueurs de la catégorie Poids moyen, Gréco-Romain B. Simic (YUS) contre V. Olenik (URS)**

Greco-Roman Middle-Weight
Division medalists ① B.Simic (YUS) ② J. Kormanik (CZS) ③ L. Metz (GER)
Les médaillés de la catégorie Poids moyen, Gréco-Romain



Greco Roman=Gréco Romain

Light Heavy-Weight=Poids Mi-Lourd (87 kgs) 18 countries 18 competitors

Previous Olympic Winners

1908	V. Weckman	FINLAND	1936	A. Cadier	SWEDEN
1912	the title was not assigned		1948	K. Nilsson	SWEDEN
1920	C. Johansson	SWEDEN	1952	K. Grondahl	FINLAND
1924	C. Westergren	SWEDEN	1956	V. Nikolajev	U.S.S.R.
1928	I. Moustafa	EGYPT	1960	T. Kis Teveik	TURKEY
1932	R. Svensson	SWEDEN			

No.	Name	Country	1	2	3	4	5	Rank
1	R. Abashidze	U.S.S.R.	(2)	(1)	(2)	(1)		5
2	P. Cucic	YUGOSLAV	(2)	(2)	(3)			
3	F. Kiss	HUNGARY	(0)	(3)	(1)			5
4	M. Mane	INDIA	(4)					
5	L. Sosnowski	POLAND	(2)	(2)	(3)			
6	N. Martinescu	RUMANIA	(2)	(1)	(1)	(1)		4
7	A. Bulgarelli	ITALY	(2)	(3)	(1)			
8	K. Yilmaz	TURKEY	(2)	(0)	(3)			
9	A. Nakaura	JAPAN	(3)	(4)				
10	A. Maenpaa	FINLAND	(1)	(1)	(4)			
11	W. Eugen	AUSTRIA	(0)	(3)	(1)	(3)		
12	D. M. Kang	KOREA	(4)	(4)				
13	B. Alexandrov	BULGARIA	(0)	(0)	(0)	(1)		1
14	W. Lovell	U.S.A.	(4)	(4)				
15	H. Kiehl	GERMANY	(0)	(0)	(3)			3
16	J. Panizo	SPAIN	(4)	(4)				
17	P. Jutzeler	SWITZ	(3)	(0)				5
18	P. Svensson	SWEDEN	(1)		(2)	(3)	(2)	2

1st Round

Mat	No.	Name	Country	Result	Bad Marks	Total Bad Marks
B	1	Abashidze, Rostom	U.S.S.R.	Draw	2	2
	2	Cucic, Petar	YUGOSLAV		2	2
B	Winner—3	Kiss, Ferenc	HUNGARY	Fall 1'59"	0	0
	Loser —4	Mane, Maruti	INDIA		4	4
B	5	Sosnowski, Lucjan	POLAND	Draw	2	2
	6	Martinescu, Nicolae	RUMANIA		2	2
B	7	Bulgarelli, Adelmo	ITALY	Draw	2	2
	8	Yilmaz, Kiyasettin	TURKEY		2	2
B	Winner—10	Maenpaa, Aimo Matias	FINLAND	Decision	1	1
	Loser —9	Nakaura, Akira	JAPAN		3	3
B	Winner—11	Eugen, Wiesberger	AUSTRIA	Fall 0'46"	0	0
	Loser —12	Kang, Doo Man	KOREA		4	4
B	Winner—13	Alexandrov, Boyan Radev	BULGARIA	Foul	0	0
	Loser —14	Lovell, William Patrick	U.S.A.		4	4
B	Winner—15	Kiehl, Heinz	GERMANY	Fall 2'59"	0	0
	Loser —16	Panizo, Jose	SPAIN		4	4
B	Winner—18	Svensson, Per Oskar	SWEDEN	Decision	1	1
	Loser —17	Jutzeler, Peter	SWITZ		3	3

2nd Round

Mat	No.	Name	Country	Result	Bad Marks	Total Bad Marks
C	Winner—1	Abashidze, Rostom	U.S.S.R.	Decision	1	3
	Loser —3	Kiss, Ferenc	HUNGARY		3	3
C	2	Cucic, Petar	YUGOSLAV	Draw	2	4
	5	Sosnowski, Lucjan	POLAND		2	4
C	Winner—6	Martinescu, Nicolae	RUMANIA	Decision	1	3
	Loser —7	Bulgarelli, Adelmo	ITALY		3	5
C	Winner—8	Yilmaz, Kiyasettin	TURKEY	Fall 2'55"	0	2
	Loser —9	Nakaura, Akira	JAPAN		4	7 *
C	Winner—10	Maenpaa, Aimo Matias	FINLAND	Decision	1	2
	Loser —11	Eugen, Wiesberger	AUSTRIA		3	3
C	Winner—13	Alexandrov, Boyan Radev	BULGARIA	Fall 0'57"	0	0
	Loser —12	Kang, Doo Man	KOREA		4	8 *
C	Winner—15	Kiehl, Heinz	GERMANY	Fall 1'36"	0	0
	Loser —14	Lovell, William Patrick	U.S.A.		4	8 *
C	Winner—17	Jutzeler, Peter	SWITZ	Fall 3'26"	0	3
	Loser —16	Panizo, Jose	SPAIN		4	8 *
	18	Svensson, Per Oskar	SWEDEN	Bye	0	1

3rd Round

Mat	No.	Name	Country	Result	Bad marks	Total Bad Marks
C	18	Svensson, Per Oskar	SWEDEN	Draw	2	3
	1	Abashidze, Rostom	U.S.S.R.		2	5
C	Winner—3	Kiss, Ferenc	HUNGARY	Decision	1	4
	Loser —2	Cucic, Petar	YUGOSLAV		3	7 *
C	Winner—7	Bulgarelli, Adelmo	ITALY	Decision	1	6 *
	Loser —5	Sosnowski, Lucjan	POLAND		3	7 *
C	Winner—6	Martinescu, Nicolae	RUMANIA	Decision	1	4
	Loser —8	Yilmaz, Kiyasettin	TURKEY		3	5
C	Winner—13	Alexandrov, Boyan Radev	BULGARIA	Default	0	0
	Loser —10	Maenpaa, Aimo Matias	FINLAND		4	6 *
C	Winner—11	Eugen, Wiesberger	AUSTRIA	Decision	1	4
	Loser —15	Kiehl, Heinz	GERMANY		3	3
	17	Jutzeler, Peter	SWITZ	Bye	0	3

4th Round


Mat	No.	Name	Country	Result	Bad Marks	Total Bad Marks
C	Winner—1	Abashidze, Rostom	U.S.S.R.	Decision	1	6 *
	Loser —17	Jutzeler, Peter	SWITZ		3	6 *
C	18	Svensson, Per Oskar	SWEDEN	Draw	2	5
	3	Kiss, Ferenc	HUNGARY		2	6 *
C	Winner—6	Martinescu, Nicolae	RUMANIA	Decision	1	5
	Loser —11	Eugen, Wiesberger	AUSTRIA		3	7 *
C	Winner—13	Alexandrov, Boyan Radev	BULGARIA	Decision	1	1
	Loser —8	Yimaz, Kiyasettin	TURKEY		3	8 *
	15	Kiehl, Heinz	GERMANY	Bye	0	3

5th Round

Mat	No.	Name	Country	Result	Bad Marks	Total Bad Marks
C	Winner—18	Svensson, Per Oskar	SWEDEN	Decision	1	6 *
	Loser —15	Kiehl, Heinz	GERMANY		3	6 *
C	Winner—13	Alexandrov, Boyan Radev	BULGARIA	Decision	1	2
	Loser —6	Martinescu, Nicolae	RUMANIA		3	8 *


Note * —Eliminated

Greco-Roman Light Heavy-weight Division match showing B. Alexandrov (BUL) v. K. Yilmaz (TUR)
Match pour la catégorie Poids mi-lourd, Gréco-Romain B. Alexandrov (BUL) contre K. Yilmaz (TUR)



Final Classification

1	13	Alexandrov, Boyan Radev	BULGARIA
2	18	Svensson, Per Oskar	SWEDEN
3	15	Kiehl, Heinz	GERMANY
4	6	Martinescu, Nicolae	RUMANIA
5	17	Jutzeler, Peter	SWITZ
5	1	Abashidze, Rostom	U.S.S.R.
5	3	Kiss, Ferenc	HUNGARY



Greco-Roman Light Heavy-weight Division winners

- ① B. Alexandrov (BUL)
- ② P. Svensson (SWE)
- ③ H. Kiehl (GER)

Les vainqueurs de la catégorie Poids mi-lourd, Gréco-Romain

Greco Roman over

Heavy-Weight=Poids Lourd (97 kgs) 11 countries 11 competitors

Previous Olympic Winners

1896	K. Schumann	GERMANY	1932	C. Westergren	SWEDEN
1908	R. Weisz	HUNGARY	1936	K. Palusalu	ESTONIA
1912	Y. Saarela	FINLAND	1948	A. Kirecci	TURKEY
1920	A. Lindfors	FINLAND	1952	J. Kotkas	U.S.S.R.
1924	H. Deglane	FRANCE	1956	A. Parfenov	U.S.S.R.
1928	R. Svensson	SWEDEN	1960	I. Bogdan	U.S.S.R.

No.	Name	Country	1	2	3	4	5	Final	Rank
1	R. Kassabov	BULGARIA	(2)	(3)	(3)				
2	S. Stingu	RUMANIA	(2)	(3)	(4)				
3	S. Svensson	SWEDEN	(1)	(1)	(1)	(3)			5
4	R. Pickens	U.S.A.	(3)	(0)	(4)				6
5	T. Kangasniemi	FINLAND	(4)	(4)					
6	A. Roschin	U.S.S.R.	(0)	(1)	(0)	(1)	(1)	(2)	2
7	P. Kment	CZECHSLV	(1)	(3)	(0)		(4)		4
8	H. Kaplan	TURKEY	(3)	(4)					
9	I. Kozma	HUNGARY	(0)	(0)		(1)	(0)	(2)	1
10	T. Sugiyama	JAPAN	(4)		(4)				
11	W. Dietrich	GERMANY		(1)	(0)	(3)	(3)		3

1st Round

Mat	No.	Name	Country	Result	Bad Marks	Total Bad Marks
A	1	Kassabov, Radoslav Petrov	BULGARIA	Draw	2	2
	2	Stingu, Stefan	RUMANIA		2	2
A	Winner—3	Svensson, Sten Ragnar	SWEDEN	Decision	1	1
	Loser —4	Pickens, Robert James	U.S.A.		3	3
A	Winner—6	Roschin, Anatoly	U.S.S.R.	Fall 4'04"	0	0
	Loser —5	Kangasniemi, Taisto I.	FINLAND		4	4
A	Winner—7	Kment, Petr	CZECHSLV	Decision	1	1
	Loser —8	Kaplan, Hamit	TURKEY		3	3
A	Winner—9	Kozma, Istvan	HUNGARY	Fall 1'41"	0	0
	Loser —10	Sugiyama, Tsuneharu	JAPAN		4	4
	11	Dietrich, Wilfried	GERMANY	Bye	0	0

2nd Round

Mat	No.	Name	Country	Result	Bad Marks	Total Bad Marks
A	Winner—11	Dietrich, Wilfried	GERMANY	Decision	1	1
	Loser —1	Kassabov, Radoslav Petrov	BULGARIA		3	5
B	Winner—4	Pickens, Robert James	U.S.A.	Fall 2'57"	0	3
	Loser —5	Kangasniemi, Taisto I.	FINLAND		4	8 *
A	Winner—3	Svensson, Sten Ragnar	SWEDEN	Decision	1	2
	Loser —2	Stingu, Stefan	RUMANIA		3	5
B	Winner—6	Roschin, Anatoly	U.S.S.R.	Decision	1	1
	Loser —7	Kment, Petr	CZECHSLV		3	4
B	Winner—9	Kozma, Istvan	HUNGARY	Default	0	0
	Loser —8	Kaplan, Hamit	TURKEY		4	7 *
	10	Sugiyama, Tsuneharu	JAPAN	Bye	0	4



Greco-Roman Heavy-weight Division medalists ① I. Kozma (HUN) ② A. Roschin (URS) ③ W. Dietrich (GER)
Les médaillés de la catégorie Poids lourd, Gréco-Romain

3rd Round

Mat	No.	Name	Country	Result	Bad Marks	Total Bad Marks
A	Winner—11	Dietrich, Wilfried	GERMANY	Fall 1'07"	0	1
	Loser —10	Sugiyama, Tsuneharu	JAPAN		4	8 *
A	Winner— 3	Svensson, Sten Ragnar	SWEDEN	Decision	1	3
	Loser — 1	Kassabov, Radoslav Petrov	BULGARIA		3	8 *
A	Winner— 6	Roschin, Anatoly	U.S.S.R.	Fall 1'39"	0	1
	Loser — 2	Stingu, Stefan	RUMANIA		4	9 *
A	Winner— 7	Kment, Petr	CZEGHSLV	Fall 6'54"	0	4
	Loser — 4	Pickens, Robert James	U.S.A.		4	7 *
	9	Kozma, Istvan	HUNGARY	Bye	0	0

4th Round

Mat	No.	Name	Country	Result	Bad Marks	Total Bad Marks
B	Winner— 9	Kozma, Istvan	HUNGARY	Decision	1	1
	Loser —11	Dietrich, Wilfried	GERMANY		3	4
B	Winner— 6	Roschin, Anatoly	U.S.S.R.	Decision	1	2
	Loser — 3	Svensson, Sten Ragnar	SWEDEN		3	6 *
	7	Kment, Petr	CZECHSLV	Bye	0	4

5th Round

Mat	No.	Name	Country	Result	Bad Marks	Total Bad Marks
B	Winner— 9	Kozma, Istvan	HUNGARY	Fall 2'25"	0	1
	Loser — 7	Kment, Petr	CZECHSLV		4	8 *
B	Winner— 6	Roschin, Anatoly	U.S.S.R.	Decision	1	3
	Loser —11	Dietrich, Wilfried	GERMANY		3	7 *

Note * —Eliminated

Final Round

Mat	No.	Name	Country	Result	Bad Marks
B	9	Kozma, Istvan	HUNGARY	Draw	2
	6	Roschin, Anatoly	U.S.S.R.		2

Final Classification

1	9	Kozma, Istvan	HUNGARY
2	6	Roschin, Anatoly	U.S.S.R.
3	11	Dietrich, Wilfried	GERMANY
4	7	Kment, Petr	CZECHSLV
5	3	Svensson, Sten Ragnar	SWEDEN
6	4	Pickens, Robert James	U.S.A.




In the Freestyle Fly-weight Division ① Y. Yoshida (JPN) and ② C. Chang (KOR)



Freestyle Bantam-weight Division ① Y. Uetake (JPN) and ② H. Akbas (TUR)




The Freestyle Feather-weight Division O. Watanabe (JPN) (the winner) and N. Khokhashvili (URS) who was third place



The wrestling gymnasium during the Freestyle Bantam-weight match between Y. Uetake (JPN) and H. Akbas (TUR)




The Freestyle Light-weight Division with ① E. Dimov (BUL) and ② K. Rost (GER)



The Greco-Roman Heavy-weight events with the winners ① I. Kozma (HUN) and ② A. Roschin (URS)



The Greco-Roman Fly-weight events was won by ① T. Hanahara (JPN) and ② A. Kerezov (BUL)



The Greco-Roman Bantam-weight events ① M. Ichiguchi (JPN) and ② V. Trostiansky (URS)



The two first place winners in the Greco-Roman Welter Division ① A. Kolesov (URS) and ② C. Todorov (BUR)



Swimming and Diving—Natation et Plongeon

Fédération Internationale De Natation

Amateur

Life Honorary President : H.E. Fern
 Honorary Member : L. Hauptman
 President: R. M. Ritter
 Past President : R. D. Raeve
 M. Negri
 Vice-President : B. Sallfors
 W. B. Phillips
 J. De Vries
 B. Raiki
 Hon. Secretary : K. Abe
 Hon. Treasurer : E. J. Scott
 Bureau Members : A. De O. Sales
 G. Rigal
 Harry Getz
 B. Baier
 A. Lambasa
 V. Percuoco
 S. Firsov

Swimming & Waterpolo Officials

Jury d' Appeal R. M. Ritter Starter M. Ohta
 M. Negri Clerk of Course N. Fukuyama
 K. Abe Field Marshall T. Akagashi
 E. J. Scott Management Referees
 A. De O. Sales R. Jackson Smith
 G. Rigal G. Matveieff
 V. Percuoco Assistant M. Iwasa
 S. Firsov Diving Secretary W. Willmott
 General Managers K. Abe Diving Judges
 R. Okuno Leslie Krigstein A. Weghofer
 M. Kiyokawa Peter Huber W. Roth
 K. Itoh P. Heatly C. K. Tranter
 Training & Arena Manager Yahaav Rahnan H. Goerlitz
 A. Kikuchi A. G. Mariscal
 Swimming Referees Rene de Raeve R. W. G. Stuart
 W. B. Phillips R.B. Honikman L. Brik Weinas
 J. De Vries M. Anderson S. Lee
 B. Sallfors G. Burov Petruhina
 Chief Mechanical Judge H. Aderhold T. Shibahara
 Y. Itami T. Namae
 Chief Judge H. Getz
 Chief Timer A. Lambasa

Japan Amateur Swimming Federation

President : K. Takaiishi
 Hon. Secretary : H. Negami
 Hon. Treasurer : K. Itoh

Daily Programme

National Gymnasium

(W—Women, M—Men)

1st Day, Oct. 11 :		5th Day, Oct. 15 :	
09.30	W. Springboard Diving, first 3 dives.	00.30	W. High Diving, 4 prel. dives.
11.50	M. 100m. Freestyle, heats.	13.00	W. 400 m. Ind. Medley, heats.
13.20	W. 200m. Breaststroke, heats.	13.50	M. 4X100 m. Medley Relay, heats.
16.30	W. Springboard Diving, 4 Dives.	17.00	W. High Diving, FINAL.
19.45	M. 100 m. Freestyle, semi-finals.	18.35	W. 100 m. Butterflystroke, semi-finals.
20.15	M. 200 m. Backstroke, heats.	19.20	Waterpolo, semi-final, Match No. 8
		20.35	M. 400 m. Freestyle, FINAL.
		20.55	M. 200 m. Breaststroke, FINAL.
		21.15	W. 4X100 m. Freestyle Relay, FINAL.
2nd Day, Oct. 12:		6th Day, Oct. 16:	
10.00	W. Springboard Diving, FINAL.	10.00	M. High Diving, first 2 dives.
11.10	W. 100 m. Freestyle, heats.	12.25	M. 200 m. Butterflystroke, heats.
12.10	M. 400 m. Ind. Medley, heats.	13.15	W. 4X100 m. Medley Relay, heats.
17.30	M. Springboard Diving, first 2 dives.	17.30	M. 1,500 m. Freestyle, heats.
19.40	M. 200 m. Backstroke, semi-finals.	19.35	W. 100 m. Butterflystroke, FINAL.
20.00	W. 100 m. Freestyle, semi-finals.	19.55	M. 4X100 m. Medley Relay, FINAL.
20.20	W. 200 m. Breaststroke, FINAL.		
20.40	M. 100 m. Freestyle, FINAL.		
3rd Day, Oct. 13 :		7th Day, Oct. 17 :	
09.30	M. Springboard Diving, second 2 dives.	09.30	M. High Diving, second 2 dives.
11.40	M. 4X100 m. Freestyle Relay, heats.	11.55	W. 400 m. Freestyle, heats.
12.10	W. 100 m. Backstroke, heats.	12.55	M. 4X200 m. Freestyle Relay, heats.
16.00	M. Springboard Diving, 3 dives.	16.00	M. High Diving, 3 dives.
19.10	M. 200 m. Breaststroke, heats.	19.30	Waterpolo, FINAL. Match No. 2
20.00	W. 100 m. Freestyle, FINAL.	20.45	M. 200 m. Butterflystroke, semi-finals.
20.20	M. 200 m. Backstroke, FINAL.	21.05	M. 1,500 m. Freestyle, FINAL.
		21.35	W. 400 m. Ind. Medley, FINAL.
4th Day, Oct. 14 :		8th Day, Oct. 18 :	
10.00	Waterpolo, Semi-final, Match No. 1	10.00	M. High Diving, FINAL.
11.20	W. 100 m. Butterflystroke, heats.	11.10	W. 400 m. Freestyle, FINAL.
12.10	M. 400 m. Freestyle, heats.	11.35	M. 200 m. Butterflystroke, FINAL.
13.35	W. 4X100 m. Freestyle Relay, heats.		
14.05	M. 200 m. Breaststroke, semi-finals.	16.00	Waterpolo, FINAL. Match No. 4.
14.30	Modern Pentathlon, 300 m. Swimming.	17.40	W. 4X100 m. Medley Relay, FINAL.
18.30	M. Springboard Diving, FINAL.	18.05	M. 4X200 m. Freestyle Relay, FINAL
19.55	M. 4X100 m. Freestyle Relay, FINAL.		
20.20	W. 100 m. Backstroke, FINAL.		
20.40	M. 400 m. Ind. Medley, FINAL.		

New records were recognized after any particular race in the Olympic Swimming events.

100 m Free Style=100 m Nage Libre 34 countries

66 competitors

WR 52"9 Gottvalles, Alain (FRANCE) 1964

OR 55"2 Devitt, John (AUSTRALA) 1960

Previous Olympic Winners

1896	A. Hajos	HUNGARY	1'22"2
1908	C. M. Daniels	U.S.A.	1'05"6
1912	D. Kahanamoku	U.S.A.	1'03"4
1920	D. Kahanamoku	U.S.A.	1'01"4
1924	J. Weissmuller	U.S.A.	59"0
1928	J. Weissmuller	U.S.A.	58"6
1932	Miyazaki, Koji	JAPAN	58"2
1936	F. Csik	HUNGARY	57"6
1948	W. Ris	U.S.A.	57"3
1952	C. Scholes	U.S.A.	57"4
1956	J. Henricks	AUSTRALA	55"4
1960	J. Devitt	AUSTRALA	55"2

The Fastest 24 qualify for Semi-finals

—Heat 1—

Place	Name	Country	Time
1	Ilman, Gary Steven	U.S.A.	54"0NOR
2	Gropaiz, Gerard	FRANCE	55"8
3	De Oliveira Junior, A.P.	BRAZIL	56"0
4	Van Baalen, Levinus W.	NETHLAND	56"8
5	Bianchi, Bruno	ITALY	56"8
6	Hutton, Ralph	CANADA	57"7
7	Kim, Bong-jo	KOREA	1'01"2

—Heat 2—

1	Austin, Michael Mackay	U.S.A.	54"9
2	Dickson, David Gavin	AUSTRALA	55"1
3	Curtillet, Jean Pascal	FRANCE	56"2
4	Kasvice, Matti Juhani	FINLAND	56"3
5	De Avila Pires, Alvaro R.	BRAZIL	56"8
6	Capriles, Teodoro	VENEZULA	57"2
7	Tan, Thuan Heng	MALAYSIA	58"7

—Heat 3—

1	Lindberg, Per-Ola	SWEDEN	55"1
2	Goto, Tadaharu	JAPAN	55"8
3	Boscaini, Pietro	ITALY	55"8
4	Nicolao, Luis Alberto	ARGENTIN	56"1
5	Espinosa, Jose Miguel	SPAIN	57"4
6	Ribeiro, Herlander Felga	PORTUGAL	59"0
7	Limpichati, Somchai	THAILAND	59"8

—Heat 4—

1	Klein, Hans Joachim	GERMANY	55"3
2	Phelps, Peter	AUSTRALA	56"1
3	Eriksson, Erik Lester	SWEDEN	56"2
4	Sumtscv, Yury	U.S.S.R.	56"3
5	Simons, Francois	BELGIUM	56"8
6	Van Der Maath, Carlos	ARGENTIN	57"5
7	Le, Nguyen Dinh	VIET-NAM	1'01"1

—Heat 5—

1	Schollander, D. Arthur	U.S.A.	54"3
2	Okabe, Yukiaki	JAPAN	55"4
3	Jacobsen, Uwe	GERMANY	55"6
4	Lohnicky, Petr	CZECHSLV	56"4
5	Wieland, Gerhard	AUSTRIA	56"8
6	Perez Cospedal, Antonio	SPAIN	57"8
7	Fernandes Fonseca, Mauri	BRAZIL	59"6

—Heat 6—

1	Sherry, Daniel John	CANADA	55"2
2	Gottvalles, Alain	FRANCE	55"2
3	Ryan, John	AUSTRALA	55"5
4	Loffler, Horst	GERMANY	55"6
5	Shuvalov, Vladimir	U.S.S.R.	55"9
6	Welbes, Georges	LUXEMBRG	58"6
7	Vaahtoranta, F. Pertti J.	FINLAND	58"7
8	Gislason, Gudmundur	ICELAND	59"0

—Heat 7—

1	Fujimoto, Tatsuo	JAPAN	55"8
2	Dobai, Gyula	HUNGARY	55"8
3	Gilchrist, John Alexander	CANADA	55"8
4	Kolli, Gert	AUSTRIA	56"5
5	Haller, David Joseph G.	BRITAIN	57"7
6	Sitters, Bertus	NETHLAND	58"1
7	Paz Soldan, Luis	PERU	58"5
8	Loh, Robert	HONGKONG	1'00"4

—Heat 8—

1	Vagner, Jindrich	CZECHSLV	55"5
2	Kroon, Ronald	NETHLAND	55"5
3	Lord, Robert Thomas	BRITAIN	55"7
4	Gulrich, Jozsef	HUNGARY	56"3
5	Hamalainen, Tuomo Juhani	FINLAND	57"6
6	Ruiz De Chavez Ochoa, S.	MEXICO	58"8
7	Caperonis, Pano	SWITZ	58"9

—Heat 9—

1	McGregor, Robert Bilsland	BRITAIN	54"7
2	Nordvall, Bengt-Olof	SWEDEN	55"6
3	Semchenkov, Victor	U.S.S.R.	56"2
4	Szall, Antal	HUNGARY	56"8
5	De Gregorio, Sergio	ITALY	56"8
6	Dong, Phan Huu	VIET-NAM	1'01"1
7	Perez, Celestino	P. RICO	1'01"3
8	Shonjani, Haydar	IRAN	1'02"1

Top 8 qualify for Final

—Semi-Final 1—

Oct. 11

Place	Name	Country	Time
1	Ilman, Gary Steven	U.S.A.	53"9NOR
2	Austin, Michael Mackay	U.S.A.	54"3
3	Okabe, Yukiaki	JAPAN	55"2
4	Sherry, Daniel John	CANADA	55"5
5	Goto, Tadaharu	JAPAN	55"6
6	Kroon, Ronald	NETHLAND	55"7
7	Loffler, Horst	GERMANY	56"0
8	Boscaini, Pietro	ITALY	56"1

—Semi-Final 2—

1	Schollander, D. Arthur	U.S.A.	54"0
2	Gottvalles, Alain	FRANCE	54"3
3	Jacobsen, Uwe	GERMANY	54"8
4	Lindberg, Per-Ola	SWEDEN	55"1
5	Vagner, Jindrich	CZECHSLV	55"5
6	Gropaiz, Gerard	FRANCE	55"7
7	Gilchrist, John Alexander	CANADA	56"4
8	Lord, Robert Thomas	BRITAIN	56"5

—Semi-Final 3—

1	McGregor, Robert Bilsland	BRITAIN	54"3
2	Klein, Hans Joachim	GERMANY	54"4
3	Dobai, Gyula	HUNGARY	54"8
4	Dickson, David Gavin	AUSTRALA	54"9
5	Shuvalov, Vladimir	U.S.S.R.	55"8
6	Fujimoto, Tatsuo	JAPAN	55"8
7	Nordvall, Bengt-Olof	SWEDEN	56"4
8	Ryan, John	AUSTRALA	56"5

—Final—

		Oct. 12	
Place	Name	Country	Time
1	Schollander, D. Arthur	U.S.A.	53"4 NOR
2	McGregor, Robert Bilsland	BRITAIN	53"5
3	Klein, Hans Joachim	GERMANY	54"0
4	Ilman, Gary Steven	U.S.A.	54"0
5	Gottvalles, Alain	FRANCE	54"2
6	Austin, Michael Mackay	U.S.A.	54"5
7	Dobai, Gyula	HUNGARY	54"9
8	Jacobsen, Uwe	GERMANY	56"1

400 m Free Style=400 m Nage Libre 26 countries 49 competitors 6 withdrawal

WR 4'12"7 Schollander, D. Arthur (U.S.A.) 1964
OR 4'18"3 Rose, Murray (AUSTRALA) 1960

Previous Olympic Winners

1904	C. M. Daniels	U.S.A.	(402 m) 6'16"2	1932	C. L. Crabbe	U.S.A.	4'48"4
1908	H. Taylor	BRITAIN	5'36"8	1936	J. Medica	U.S.A.	4'44"5
1912	G. R. Hodgson	CANADA	5'24"4	1948	W. Smith	U.S.A.	4'41"0
1920	N. Ross	U.S.A.	5'26"8	1952	J. Boiteux	FRANCE	4'30"7
1924	J. Weissmuller	U.S.A.	5'04"2	1956	M. Rose	AUSTRALA	4'27"3
1928	U.A. Zorilla	ARGENTIN	5'01"6	1960	M. Rose	AUSTRALA	4'18"3

Top 8 qualify for Final

—Heat 1—

		Oct. 13				
Place	Name	Country	100m	200m	300m	400m
1	Windle, Robert George	AUSTRALA	1'00"3	2'04"4	3'11"9	4'21"6
2	Yoshimuta, Haruo	JAPAN	1'02"1	2'09"1	3'18"8	4'28"8
3	Kremer, Wolfgang	GERMANY	1'01"3	2'10"0	3'20"8	4'29"9
4	Orlando, Giovanni	ITALY	1'02"3	2'10"4	3'21"6	4'30"8
5	Canepa Bustmante, Carlos	PERU	1'05"6	2'17"6	3'32"3	4'44"9
6	Szlamka, Laszlo	HUNGARY	1'05"8	2'23"0	3'42"1	5'00"0
	Nicolao, Luis Alberto	ARGENTIN				Withdrawal

—Heat 2—

1	Saari, Roy Allen	U.S.A.	59"6	2'05"6	3'13"9	4'20"0
2	Gilchrist, John Alexander	CANADA	1'01"1	2'08"2	3'16"7	4'24"2
3	De Gregorio, Sergio	ITALY	1'02"3	2'09"8	3'17"4	4'27"4
4	Paramonov, Alexandr	U.S.S.R.	1'02"3	2'10"8	3'21"9	4'34"0
5	Arango, Julio	COLOMBIA	1'03"6	2'13"8	3'25"1	4'35"1
6	Tin Maung Ni	BURMA	1'03"8	2'14"4	3'27"5	4'40"9
7	Loh, Robert	HONGKONG	1'04"5	2'16"5	3'32"7	4'53"3
	Canavese, Pierre	FRANCE				Withdrawal

—Heat 3—

1	Nelson, John Mauer	U.S.A.	1'00"5	2'06"6	3'13"0	4'19"9
2	Bontekoe, Johan Klaas	NETHLAND	1'01"7	2'08"4	3'16"8	4'26"6
3	Novikov, Eugeny	U.S.S.R.	1'03"6	2'12"7	3'22"4	4'30"0
4	Van Der Maath, Carlos	ARGENTIN	1'03"2	2'11"9	3'21"0	4'30"2
5	Durrett, Alan Hugh	NTHNRHOD	1'03"1	2'13"5	3'26"2	4'39"0
6	Oudt, Adriaan Frederik	NETHLAND	1'04"9	2'17"1	3'32"5	4'46"5
	Lundin, Jan Ored	SWEDEN				Withdrawal
	Echevarria Perez, G.	MEXICO				Withdrawal

—Heat 4—

1	Yamanaka, Tsuyoshi	JAPAN	1'00"5	2'06"9	3'14"0	4'21"1
2	Rosendahl, Hans Viktor	SWEDEN	1'01"2	2'08"7	3'16"3	4'23"5
3	Jacks, Ronald Brian	CANADA	1'02"3	2'11"4	3'21"5	4'29"3
4	Spangaro, Pierpaolo	ITALY	1'03"6	2'12"8	3'22"0	4'30"0
5	Hamalainen, Tuomo Juhani	FINLAND	1'02"3	2'12"1	3'23"4	4'35"5
6	Kolli, Gert	AUSTRIA	1'03"5	2'14"2	3'26"8	4'38"4
7	Kim, Bong-Jo	KOREA	1'05"2	2'20"0	3'38"0	4'55"8
	Pommat, Jean	FRANCE				Withdrawal

—Heat 5—

1	Phegan, Russell	AUSTRALA	1'01"8	2'06"7	3'12"6	4'19"8
2	Katona, Jozsef	HUNGARY	1'02"0	2'08"0	3'15"6	4'24"7
3	Yamakage, Takeshi	JAPAN	1'01"5	2'09"9	3'18"7	4'27"8
4	Thurley, John Philip	BRITAIN	1'03"2	2'11"8	3'21"3	4'31"0
5	Dijakovic, Slobodan	YUGOSLAV	1'00"9	2'09"0	3'22"8	4'41"0
6	Capriles, Teodoro	VENEZULA	1'04"9	2'16"9	3'30"5	4'44"5
7	Ledgard Buse, Walter	PERU	1'06"6	2'21"4	3'37"1	4'50"4
	Chenaux, H. Eliot	P. RICO				Withdrawal

—Heat 6—

1	Wiegand, Frank	GERMANY	1'00"1	2'05"7	3'14"0	4'17"2	NOR
2	Belits-Heiman, Semen	U.S.S.R.	1'00"4	2'05"7	3'11"7	4'19"4	
3	Lohnicky, Petr	CZECHSLV	1'02"1	2'10"1	3'18"7	4'28"9	
4	Perez, Celestino	P.RIGO	1'02"9	2'11"4	3'21"1	4'30"9	
5	Lord, Rodert Thomas	BRITAIN	1'03"0	2'13"3	3'25"2	4'33"2	
6	Luyce, Francis	FRANCE	1'02"5	2'11"7	3'22"9	4'33"2	
7	Suvanto, Ilkka T.	FINLAND	1'05"2	2'16"0	3'28"0	4'38"0	
8	Bodnar, Andras	HUNGARY	1'04"1	2'21"6	3'43"1	5'03"7	

—Heat 7—

1	Schollander, D. Arthur	U.S.A.	1'02"1	2'08"1	3'12"6	4'15"8	NOR
2	Wood, Allan	AUSTRALA	1'01"8	2'06"2	3'11"5	4'16"2	
3	Svensson, Mats Gunnar	SWEDEN	1'02"8	2'10"6	3'17"1	4'24"6	
4	Klink, Martin	GERMANY	1'02"9	2'10"6	3'18"4	4'29"1	
5	Hutton, Ralph	CANADA	1'03"3	2'12"1	3'21"1	4'29"4	
6	Martin Dye, John	BRITAIN	1'04"1	2'14"3	3'24"3	4'34"3	
7	Tan, Thuan Heng	MALAYSIA	1'03"9	2'15"0	3'27"3	4'38"2	
8	Caperonis, Pano	SWITZ	1'06"8	2'19"3	3'33"2	4'43"8	

Men's 400m Free Style winners—Les vainqueurs de hommes 400m nage libre


① D. Schollander (USA) ② F. Wiegand (GER) ③ A. Wood (AUS)



—Final—			Oct. 15			
Place	Name	Country	100m	200m	300m	400m
1	Schollander, D. Arthur	U.S.A.	1'00"4	2'05"7	3'10"5	4'12"2
2	Wiegand, Frank	GERMANY	1'01"1	2'06"1	3'11"9	4'14"9
3	Wood, Allan	AUSTRALA	1'01"5	2'06"2	3'10"6	4'15"1
4	Saari, Roy Allen	U.S.A.	1'00"3	2'06"0	3'12"5	4'16"7
5	Nelson, John Mauer	U.S.A.	1'01"3	2'06"9	3'12"5	4'16"9
6	Yamanaka, Tsuyoshi	JAPAN	1'01"0	2'07"5	3'14"4	4'19"1
7	Phegan, Russell	AUSTRALA	1'01"5	2'06"8	3'12"8	4'20"2
8	Belits-Heiman, Semen	U.S.S.R.	1'00"5	2'06"1	3'14"0	4'21"4

NWR
NOR

Men's 400m Free Style event=L'épreuve hommes 400m nage libre



1.500 m Free Style=1.500 m nage libre 22 countries

31 competitors 7 withdrawal

WR 16'58"7 Saari, Roy Allen (U.S.A.) 1964

OR 17'19"6 Konrads, John (AUSTRALA) 1960

Previous Olympic Winners

1904	E. Rausch	GERMANY (1609 m)	27'18"2	1932	Kitamura, Kusuo	JAPAN	19'12"4
1908	H. Taylor	BRITAIN	22'48"4	1936	Terada, Noboru	JAPAN	19'13"7
1912	G. R. Hodgson	CANADA	22'00"0	1948	J. McLane	U.S.A.	19'18"5
1920	N. Ross	U.S.A.	22'23"2	1952	F. Konno	U.S.A.	18'30"0
1924	A. Charlton	AUSTRALA	20'06"6	1956	M. Rose	AUSTRALA	17'58"9
1928	A. Borg	SWEDEN	19'51"8	1960	J. Konrads	AUSTRALA	17'19"6

200 m Breast Stroke == 200 m Brasse	19 countries	2 withdrawal	5 Padron, Nazario	SPAIN	1'15"7	2'40"5	
WR	2'28"2	Jastremski, Chester A. (U.S.A.)	1964	6 Brack, Ruedi	SWITZ	1'17"5	2'46"0
OR	2'37"4	Mulliken, William (AUSTRALA)	1960	7 Cheah, Tong Kim	MALAYSIA	1'17"4	2'46"2
				8 Fox, Charles Wannell	NTHNRHOD	1'20"1	2'49"1

Previous Olympic Winners

1908	F. Holman	BRITAIN	3'09"2
1912	W. Bathe	GERMANY	3'01"8
1920	H. Malmroth	SWEDEN	3'04"4
1924	R. Skelton	U.S.A.	2'56"6
1928	Tsuruta, Yoshiyuki	JAPAN	2'48"8
1932	Tsuruta, Yoshiyuki	JAPAN	2'45"4
1936	Hamuro, Tetsuo	JAPAN	2'42"5
1948	J. Verdeur	U.S.A.	2'39"3
1952	J. Davies	AUSTRALA	2'23"4
1956	Furukawa, Masaru	JAPAN	2'34"4
1960	W. Mulliken	U.S.A.	2'34"7

Top 16 qualify for Semi-Finals

—Heat 1—

Place	Name	Country	100m	200m	
1	Obrien, Ian	AUSTRALA	1'13"7	2'31"4	NOR
2	Trethewey, Tom George	U.S.A.	1'13"0	2'33"4	
3	Katzur, Klaus	GERMANY	1'14"5	2'36"7	
4	Zablith Filho, Farid	BRAZIL	1'20"0	2'45"2	
5	Mensonides, Wiegier Emile	NETHLAND	1'19"8	2'47"4	
6	Hai, Huynh Van	VIET-NAM	1'19"8	2'51"6	
	Dennerlein, Costantino	ITALY		Withdrawal	

—Heat 2—

1	Henninger, Egon	GERMANY	1'10"8	2'30"1	NOR
2	Prokopenko, Georgy	U.S.S.R.	1'11"6	2'30"3	
3	Lenkei, Ferenc	HUNGARY	1'14"7	2'38"6	
4	Tonkin, Peter James	AUSTRALA	1'15"2	2'39"3	
5	Vriens, Hermanus S.A.	NETHLAND	1'16"2	2'40"8	
6	Jalma-Ani, Amman E.	PHILPINS	1'17"4	2'44"7	
7	Chenau, H. Eliot	P. RICO	1'20"5	2'52"5	

—Heat 3—

1	Anderson, Wayne Robert	U.S.A.	1'12"1	2'31"5	
2	Tsurumine, Osamu	JAPAN	1'14"5	2'34"1	
3	Landrito, Rolando M.	PHILPINS	1'16"5	2'41"9	
4	Gross, Gian Corrado	ITALY	1'16"6	2'42"8	
5	Chin, Jang-Rhim	KOREA	1'17"0	2'48"6	
	Klumbanjong, Virayuth	THAILAND		Withdrawal	

—Heat 4—

1	Matsumoto, Kenjiro	JAPAN	1'13"4	2'33"8	
2	Kosinsky, Vladimir	U.S.S.R.	1'14"5	2'35"6	
3	Messner, Wilhelm	GERMANY	1'15"2	2'36"0	
4	Nicholson, Neil	BRITAIN	1'15"6	2'36"6	
5	Shefa, Gershon	ISRAEL	1'16"7	2'40"6	
6	Caramelli, Cesare	ITALY	1'17"3	2'40"9	
7	Navarro, Miguel Angel	ARGENTIN	1'17"4	2'49"7	

—Heat 5—

1	Jastremski, Chester A.	U.S.A.	1'12"1	2'30"5	
2	Shikiishi, Yoshiaki	JAPAN	1'12"8	2'32"3	
3	Tutakaev, Alexandr	U.S.S.R.	1'15"1	2'36"9	
4	Oravainen, John V.	AUSTRALA	1'14"9	2'38"7	

Top 8 qualify for Final

—Semi-Final 1—

Oct. 14

Place	Name	Country	100m	200m
1	Jastremski, Chester A.	U.S.A.	1'12"5	2'32"1
2	Anderson, Wayne Robert	U.S.A.	1'13"6	2'32"6
3	Henninger, Egon	GERMANY	1'12"1	2'33"3
4	Tsurumine, Osamu	JAPAN	1'13"0	2'33"3
5	Trethewey, Tom George	U.S.A.	1'12"7	2'34"5
6	Messner, Wilhelm	GERMANY	1'15"0	2'35"5
7	Katzur, Klaus	GERMANY	1'13"4	2'37"3
8	Lenkei, Ferenc	HUNGARY	1'13"1	2'37"5

—Semi-Final 2—

1	Obrien, Ian	AUSTRALA	1'13"3	2'28"7
2	Prokopenko, Georgy	U.S.S.R.	1'10"9	2'29"7
3	Tutakaev, Alexandr	U.S.S.R.	1'11"1	2'30"5
4	Kosinsky, Vladimir	U.S.S.R.	1'14"1	2'33"5
5	Matsumoto, Kenjiro	JAPAN	1'13"8	2'34"3
6	Shikiishi, Yoshiaki	JAPAN	1'13"2	2'34"5
7	Oravainen, John V.	AUSTRALA	1'15"9	2'39"6
8	Nicholson, Neil	BRITAIN	1'16"0	2'39"9

—Final—

Oct. 15

Place	Name	Country	100m	200m	
1	Obrien, Ian	AUSTRALA	1'10"5	2'27"8	NWR NOR
2	Prokopenko, Georgy	U.S.S.R.	1'09"2	2'28"2	
3	Jastremski, Chester A.	U.S.A.	1'10"2	2'29"6	
4	Tutakaev, Alexandr	U.S.S.R.	1'11"4	2'31"0	
5	Henninger, Egon	GERMANY	1'10"8	2'31"1	
6	Tsurumine, Osamu	JAPAN	1'13"9	2'33"6	
7	Anderson, Wayne Robert	U.S.A.	1'12"5	2'35"0	
8	Kosinsky, Vladimir	U.S.S.R.	1'12"7	2'38"1	

200 m Back Stroke==**200 m Dos** 21 countries 34 competitors

1 withdrawal

WR	2'10"9	Stock, Tony (U.S.A.)	1962
OR	2'47"0	Hoppenberg, W. (GERMANY)	1900

Previous Olympic Winners (100 m)

1908	A. Bieberstein	GERMANY	1'24"6
1912	H. Hebner	U.S.A.	1'21"2
1920	W. Kealoha	U.S.A.	1'15"2
1924	W. Kealoha	U.S.A.	1'13"2
1928	G.H.Kojac	U.S.A.	1'08"2
1932	Kiyokawa, Shoji	JAPAN	1'08"6
1936	A. Kiefer	U.S.A.	1'05"9
1948	A. Stack	U.S.A.	1'06"4
1952	Y. Oyakawa	U.S.A.	1'05"4
1956	D. Theile	AUSTRALA	1'02"2
1960	D. Theile	AUSTRALA	1'01"9



Men's 200 m finals
Les finales hommes 200 m

Top 16 qualify for Semi-finals

—Heat 1—

Place	Name	Country	100m	200m
1	Bennett, Robert Earl	U.S.A.	1'04"0	2'16"1 NOR
2	Osumi, Isagi	JAPAN	1'05"6	2'17"3
3	Hutton, Palph	CANADA	1'06"6	2'17"8
4	Van Osch, Henri	NETHLAND	1'05"8	2'19"1
5	Kraus Jensen, Lars	DENMARK	1'08"7	2'23"3
6	Verbauwen, Herman	BELGIUM	1'07"9	2'24"9
7	Eu, Michael Seong Chin	MALAYSIA	1'12"2	2'35"8

—Heat 2—

1	Fukushima, Shigeo	JAPAN	1'05"1	2'14"7 NOR
2	Mazanov, Victor	U.S.S.R.	1'05"7	2'16"8
3	Dietze, Jurgen	GERMANY	1'07"4	2'20"4
4	Weeteling, Jan	NETHLAND	1'07"2	2'20"4
5	Byrom, John Douglas	AUSTRALA	1'09"3	2'27"0
6	Gulyas, Akos	HUNGARY	1'11"2	2'30"5
7	Chenau, H. Eliot	P. RICO	1'12"2	2'33"1

—Heat 3—

1	Graef, Jed Richard	U.S.A.	1'04"5	2'14"5 NOR
2	Ito, Keisuke	JAPAN	1'05"2	2'16"7
3	Rora, Chiaffredo	ITALY	1'04"3	2'17"8
4	Cabrera, Jesus	SPAIN	1'07"2	2'19"7
5	Diz Ezeleta, Pedro	ARGENTIN	1'08"0	2'24"9
6	Wieland, Gerhard	AUSTRIA	1'08"6	2'25"9
7	Ferrero, C. Augusto	PERU	1'10"9	2'29"9

—Heat 4—

1	Della Savia, Ezio	ITALY	1'05"6	2'16"6
2	Kuppers, Ernst J.	GERMANY	1'07"7	2'17"9
3	Ferak, Ivan	CZECHSLV	1'07"2	2'20"0
4	Suda, Friedel	AUSTRIA	1'06"7	2'20"7
5	Jacks, Ronald Brian	CANADA	1'07"5	2'21"3
6	Thwaites, Geoffrey R.	BRITAIN	1'08"8	2'22"0
7	Chan, Kam Hong	HONGKONG	1'16"6	2'46"0



Men's 200 m Backstroke winners
Les vainqueurs hommes 200 m dos
 ① J. Graef (USA) ② G. Dilley (USA) ③ R. Bennett (USA)

—Heat 5—

1	Dilley, Gary J.	U.S.A.	1'04"5	2'14"2	NOR
2	Reynolds, Peter Askin	AUSTRALA	1'05"9	2'15"9	
3	Csikany, Jozsef	HUNGARY	1'07"2	2'18"3	
4	Wagner, Wolfgang	GERMANY	1'08"0	2'18"5	
5	Van Der Maath, Carlos	ARGENTIN	1'07"7	2'19"6	
6	Christophe, Robert	FRANCE	1'08"8	2'22"5	
	Chodtipananc, Somchai	THAILAND			Withdrawal

Top 8 qualify for Final

—Semi-Final 1—

Oct. 12

Place	Name	Country	100m	200m	
1	Dilley, Gary J.	U.S.A.	1'04"6	2'13"8	NOR
2	Fukushima, Shigeo	JAPAN	1'04"6	2'14"1	
3	Hutton, Ralph	CANADA	1'06"7	2'15"8	
4	Bennett, Robert Earl	U.S.A.	1'05"8	2'16"3	
5	Osumi, Isagi	JAPAN	1'06"6	2'17"0	
6	Csikany, Jozsef	HUNGARY	1'06"3	2'17"5	
7	Ito, Keisuke	JAPAN	1'06"1	2'17"6	
8	Van Osch, Henri	NETHLAND	1'07"5	2'19"7	

—Semi-Final 2—

1	Gaeff, Jed Richard	U.S.A.	1'04"4	2'13"7	NOR
2	Kuppers, Ernst Joechim	GERMANY	1'04"8	2'15"4	
3	Mazanov, Victor	U.S.S.R.	1'05"4	2'15"4	
4	Reynolds, Peter Askin	AUSTRALA	1'06"1	2'15"6	
5	Rora, Chiaffredo	ITALY	1'06"4	2'16"7	
6	Della Savia, Ezio	ITALY	1'06"3	2'18"4	
7	Wagner, Wolfgang	GERMANY	1'06"9	2'20"2	
8	Van Der Maath, Carlos	ARGENTIN	1'07"0	2'21"3	

—Final—

Oct. 13

Place	Name	Country	100m	200m	
1	Graef, Jed Richard	U.S.A.	1'03"1	2'10"3	NWR NOR
2	Dilley, Gray J.	U.S.A.	1'03"3	2'10"5	
3	Bennett, Robert Earl	U.S.A.	1'03"7	2'13"1	
4	Fukushima, Shigeo	JAPAN	1'04"2	2'13"2	
5	Kuppers, Ernst Joachim	GERMANY	1'04"0	2'15"7	
6	Mazanov, Victor	U.S.S.R.	1'05"0	2'15"9	
7	Hutton, Palph	CANADA	1'05"8	2'15"9	
8	Reynolds, Peter Askin	AUSTRALA	1'04"5	2'16"6	

200 m Butterfly Stroke—200 m Papillon

19	Countries	32	competitors	
3	withdrawal			
WR	2'06"9	Berry, Kevin John	(AUSTRALA)	1964
OR	2'12"8	Troy, Michael	(U.S.A.)	1960

Previous Olympic Winners

1956	W. A. Yorzyk	U.S.A.	2'19"3
1960	M. Troy	U.S.A.	2'12"8

Top 16 qualify for Semi-finals

—Heat 1—		Oct. 16		
Place	Name	Country	100m 200m	
1	Robie, Carl Joseph	U.S.A.	1'01"9 2'10"0	NOR
2	Ohbayashi, Atsushi	JAPAN	1'03"6 2'15"1	
3	Rastrelli, Antonio	ITALY	1'06"6 2'17"3	
4	Lotter, Hermann	GERMANY	1'05"9 2'18"2	
5	Fonseca, Vitor M. F.D.	PORTUGAL	1'06"5 2'18"3	
6	Chok-Umuay, Narong	THAILAND	1'09"0 2'32"5	
	Pommat, Jean	FRANCE		Withdrawal

—Heat 2—

1	Berry, Kevin John	AUSTRALA	1'03"1	2'11"0
2	Sato, Kohsuke	JAPAN	1'02"1	2'12"4
3	Sherry, Daniel John	CANADA	1'04"0	2'12"9
4	Gerrard, David Francis	NZEALAND	1'04"5	2'16"3
5	Melamed, Abraham	ISRAEL	1'07"1	2'20"7
6	Canepa Bustamante, C.	PERU	1'06"5	2'24"9
7	Pujol, Joaquin	SPAIN	1'08"0	2'28"3

—Heat 3—

1	Nicolao, Luis Alberto	ARGENTIN	1'04"8	2'15"0
2	Stark, John	AUSTRALA	1'04"8	2'15"3
3	Kuzmin, Valentin	U.S.S.R.	1'05"1	2'15"5
4	Freitag, Werner	GERMANY	1'05"6	2'16"9
5	Alanis Guerrero, Juan	MEXICO	1'06"1	2'23"9
6	Chan, Bernard Cheng W	MALAYSIA	1'08"3	2'26"6
	Eriksson, Karl Ingvar	SWEDEN		Withdrawal

—Heat 4—

1	Riker, Philip, III	U.S.A.	1'00"0	2'12"6
2	Jenkins, Brian	BRITAIN	1'05"1	2'15"5
3	Fotin, Oleg	U.S.S.R.	1'06"9	2'17"3
4	Altamirano Tames, G.	MEXICO	1'04"1	2'17"9
5	Platzeck, Wolfgang	GERMANY	1'05"7	2'18"7
6	Deckardt, Volker	AUSTRIA	1'06"7	2'21"3
7	Langerhorst, Dirk F.A.	NETHLAND	1'05"9	2'22"5

—Heat 5—

1	Hill, Brett Cecil G.	AUSTRALA	1'02"7	2'12"8
2	Schmidt, Fred Weber	U.S.A.	1'01"7	2'13"3
3	Kadonaga, Yoshinori	JAPAN	1'03"9	2'14"5
4	Fossati, Giampiero	ITALY	1'03"8	2'17"2
5	Hutton, Ralph	CANADA	1'05"9	2'20"8
6	Ocampo, Gustavo	PERU	1'08"4	2'31"4
	Thurley, John Philip	BRITAIN		Withdrawal

Top 8 qualify for Final**—Semi-Final 1—**

Place	Name	Country	Oct. 17	
			100m	200m
1	Robie, Carl Joseph	U.S.A.	1'01"3	2'09"3 NOR
2	Schmidt, Fred Weber	U.S.A.	1'01"4	2'11"5
3	Hill, Brett Cecil G.	AUSTRALA	1'02"3	2'11"9
4	Kuzmin, Valentin	U.S.S.R.	1'03"5	2'11"9
5	Sato, Kohsuke	JAPAN	1'02"5	2'13"4
6	Freitag, Werner	GERMANY	1'02"3	2'13"5
7	Nicolao, Luis Alberto	ARGENTIN	1'02"5	2'13"7
8	Stark, John	AUSTRALA	1'05"1	2'18"4

—Semi-Final 2—

1	Berry, Kevin John	AUSTRALA	1'02"4	2'09"8
2	Riker, Philip, III	U.S.A.	1'02"1	2'09"9
3	Kadonaga, Yoshinori	JAPAN	1'03"9	2'12"3
4	Sherry, Daniel John	CANADA	1'03"8	2'12"9
5	Ohbayashi, Atsushi	JAPAN	1'03"5	2'14"1
6	Gerrard, David Francis	NZEALAND	1'03"7	2'15"4
7	Jenkins, Brian	BRITAIN	1'04"8	2'15"5
8	Fossati, Giampiero	ITALY	1'05"5	2'18"1

—Final—

Place	Name	Country	Oct. 18	
			100m	200m
1	Berry, Kevin John	AUSTRALA	1'00"4	2'06"6 NWR NOR
2	Robie, Carl Joseph	U.S.A.	1'00"4	2'07"5
3	Shmidt, Fred Weber	U.S.A.	1'00"2	2'09"3
4	Riker, Philip III	U.S.A.	1'01"7	2'11"0
5	Kuzmin, Valentin	U.S.S.R.	1'02"8	2'11"3
6	Kadonaga, Yoshinori	JAPAN	1'03"0	2'12"6
7	Hill, Brett Cecil G.	AUSTRALA	1'03"2	2'12"8
8	Sherry, Daniel John	CANADA	1'02"4	2'14"6



Men's 200 m Butterfly medalists Les médaillés pour hommes 200m papillon ① K. Berry (AUS) ② C. Robie (USA) ③ F. Schmidt (USA)




200 m men's Butterfly event. The picture shows the final section at the 195 m point. From left K. Berry (AUS) followed by C. Robie (USA) and F. Schmidt (USA)
L'épreuve hommes 200 m papillon. La photographie montre la section finale au point 195 m. A partir de la gauche, K. Berry (AUS) suivi de C. Robie (USA) et F. Schmidt (USA)

400 m Individual Medley=400 m Quatre Nages Individuelles

18 countries 30 competitors 2 Withdrawal

WR 4'48"6 Roth, Richard Willam (U.S.A.) 1964

OR New event, no previous Olympic record.



Men's 400 m Individual Medley winners Les vainqueurs de hommes 400 m quatre nages individuelles ① R. Roth (USA) ② R. Saari (USA) ③ G. Hetz (GER)

Top 8 qualify for Final

—Heat 1—

Place	Name	Country	100m	200m	300m	Oct. 12 400m
1	Robie, Carl Joseph	U.S.A.	1'02"0	2'18"2	3'46"2	4'52"0 NOR
2	Hutton, Ralph	CANADA	1'06"5	2'22"3	3'58"9	5'06"2
3	Oravainen, John V.	AUSTRALA	1'06"6	2'25"5	3'56"7	5'07"0
4	Weinrich, Steffan	GERMANY	1'05"2	2'25"5	3'54"1	5'07"8
5	Perez, Celestino	P. RICO	1'08"5	2'28"5	4'01"6	5'10"9
6	Rogusic, Veljko	YUGOSLAV	1'06"8	2'28"4	4'02"4	5'11"0
7	Shefa, Gershon	ISRAEL	1'08"6	2'30"8	3'58"3	5'11"2
	Limpichati Somchal	THAILAND				Withdrawal

—Heat 2—

1	Gilchrist, John Alexander	CANADA	1'05"1	2'25"4	3'51"2	4'58"3
2	Roth, Richard William	U.S.A.	1'07"0	2'22"8	3'51"7	5'01"3
3	Buck, Terry William	AUSTRALA	1'05"5	2'26"8	3'55"3	5'02"5
4	Chenau, H. Eliot	P. RICO	1'08"2	2'29"8	3'58"9	5'11"3
5	Fortuny, Juan	SPAIN	1'10"4	2'32"5	4'07"6	5'18"2
6	Alanis Guerrero, Juan	MEXICO	1'08"2	2'27"5	4'09"1	5'18"6
7	Basto, Antonio A.B.	PORTUGAL	1'12"2	2'35"5	4'09"3	5'19"7
8	Paz Soldan, Luis	PERU	1'09"4	2'30"4	4'20"8	5'39"5

—Heat 3—

1	Saari, Roy Allen	U.S.A.	1'05"9	2'22"4	3'53"1	5'02"3
2	Kosztolanczi, Gyorgy	HUNGARY	1'06"9	2'24"4	3'54"0	5'03"8
3	Jiskoot, Johannes	NETHLAND	1'06"5	2'24"6	3'55"5	5'04"4
4	Pfeifer Dieter	GERMANY	1'07"3	2'25"1	3'52"9	5'05"2
5	Suvanto, Ilkka T.	FINLAND	1'06"5	2'28"2	4'00"4	5'09"0
6	Hernandez Rojas, Rafael	MEXICO	1'05"9	2'28"6	4'00"6	5'09"8
7	Fox, Charles Wannell	NTHNRHOD	1'12"7	2'43"0	4'16"9	5'38"2
	Capriles, Teodoro	VENEZULA				Withdrawal


—Heat 4—

1	Hetz, Gerhard	GERMANY	1'05"7	2'24"0	3'49"3	4'57"6
2	Ali, Csaba	HUNGARY	1'07"7	2'27"2	3'54"9	5'05"4
3	Ferm, Sven Olle Erik	SWEDEN	1'07"8	2'25"4	4'00"1	5'10"5
4	Alexander, A. Fleming	AUSTRALA	1'08"3	2'27"9	3'59"7	5'10"8
5	Gislason, Gudmundur	ICELAND	1'07"7	2'30"4	4'03"3	5'15"5
6	Vaahoranta, H. Pertti J.	FINLAND	1'09"2	2'31"6	4'05"9	5'16"2
7	Davila, Guillermo	MEXICO	1'10"8	2'35"9	4'13"0	5'27"1
8	Chok-Ummuay, Narong	THAILAND	1'11"4	2'41"1	4'25"5	5'44"1

—Final—				Oct. 14			
Place	Name	Country	100m	200m	300m	400m	
1	Roth, Richard William	U.S.A.	1'04"1	2'16"4	3'41"3	4'45"4	NWR
2	Saari, Roy Allen	U.S.A.	1'02"2	2'13"5	3'40"3	4'47"1	NOR
3	Hetz, Gerhaad	GERMANY	1'04"1	2'20"6	3'45"9	4'51"0	
4	Robie, Carl Joseph	U.S.A.	1'01"0	2'16"4	3'45"2	4'51"4	
5	Gilchrist, John Alexander	CANADA	1'04"4	2'24"6	3'50"5	4'57"6	
6	Jiskoot, Johannes	NETHLAND	1'05"8	2'23"3	3'54"2	5'01"9	
7	Kosztolanczi, Gyorgy	HUNGARY	1'05"8	2'23"6	3'53"8	5'01"9	
8	Buck, Terry Willim	AUSTRALA	1'05"5	2'26"8	3'56"2	5'03"0	

R. Roth (USA) during the Men's 400 m Individual Medley

R. Roth (USA) pendant hommes 400 m quatre nages individuelles



4X100 m Free Style Relay=4X100 m relais nage libre

13 countries 13 teams

WR 3'36"1 U.S.A 1963

OR New event, no previous Olympic record

Top 8 teams qualify for Final


—Heat 1—				Oct. 13			
Place	Country	Order Member	100 m	Order Member	100 m	Finish	
1	AUSTRALA	1) Doak, Peter John	55"7	2) Dickson, David Gavin	54"7	3'40"6	NOR
		3) Ryan, John	55"3	4) Windle, Robert George	54"9		
2	FRANCE	1) Gottvalles, Alain	54"8	2) Gropaiz, Gerard	55"2	3'42"1	
		3) Christophe, Robert	56"3	4) Curtillet, Jean Pascal	55"8		
3	JAPAN	1) Okabe, Yukiaki	55"4	2) Iwasaki, Kunihiro	55"3	3'42"3	
		3) Ishihara, Katsuki	56"3	4) Goto, Tadaharu	55"3		
4	HUNGARY	1) Szall, Antal	56"7	2) Gulyas, Akos	56"2	3'43"2	
		3) Szlamka, Laszlo	55"9	4) Dobai, Gyula	54"4		
5	NETHLAND	1) Kroon, Ronald	55"9	2) Van Baalen, Levinus W.	55"4	3'43"8	
		3) Jiskoot, Johannes	56"3	4) Bontekoe, Johan Klaas	56"2		
6	MEXICO	1) Hernandez Rojas, Rafael	58"7	2) Ruiz De Chavez Ochoa, S.	59"5	3'58"9	
		3) Guzman Torres, Alfredo	1'01"8	4) Echevarria Perez, G.	58"9		

—Heat 2—

1	U.S.A.	1) Clark, Stephen Edward	53"6	2) Schulhof, Lary Alan	55"6	
		3) Austin, Michael Mackay	55"3	4) Ilman, Gary Steven	54"3	3'38"8 NOR
2	GERMANY	1) Loffler, Horst	56"0	2) Jacobsen, Uwe	55"5	
		3) Wiegand, Frank	54"2	4) Klein, Hans Joachim	55"3	3'41"0
3	SWEDEN	1) Eriksson, Erik Lester	56"0	2) Lundin, Jan Ored	55"1	
		3) Nordvall, Bengt Olof	55"9	4) Lindberg, Per Ola	54"3	3'41"3
4	U.S.S.R.	1) Berezin, Vladimir	56"5	2) Shuvalov, Vladimir	55"6	
		3) Semchenkov, Victor	54"9	4) Sumtsov, Yuri	54"8	3'41"8
5	BRITAIN	1) Lord Robert Thomas	56"4	2) Mrtin Dye, John	56"4	
		3) Kendrew, Peter	56"0	4) McGregor, Robert Bilsland	53"9	3'42"7
6	CANADA	1) Sherry, Daniel John	56"1	2) Hutton, Palph	57"2	
		3) Jacks, Ronald Brian	59"0	4) Gilchist, John Alexander	57"4	3'49"7
7	PERU	1) Paz Soldan, Luis	58"8	2) Canepa Bustamante, Carlos	59"6	
		3) Ferrero, C. Augusto	1'02"8	4) Ledgard Buse, Walter	1'01"4	4'02"6

—Final—

Place	Country	Order Member	100 m	Order Member	100 m	Finish
1	U.S.A.	1) Clark, Stephen Edward	52"9	2) Austin, Michael Macky	53"9	
		3) Ilman, Gary Steven	53"4	4) Schollander, D. Arthur	53"0	3'33"2 NWR NOR
2	GERMANY	1) Loffler, Horst	55"8	2) Wiegand, Frank	54"2	
		3) Jacobsen, Uwe	54"8	4) Klein, Hans Joachim	52"4	3'37"2
3	AUSTRALA	1) Dickson, David Gavin	54"6	2) Doak, Peter John	55"0	
		3) Ryan, John	55"3	4) Windle, Robert George	54"2	3'39"1
4	JAPAN	1) Iwasaki, Kunihiro	55"8	2) Goto, Tadaharu	55"2	
		3) Fujimoto, Tatsuo	54"9	4) Okabe, Yukiaki	54"6	3'40"5
5	SWEDEN	1) Nordvall, Bengt Olof	56"6	2) Eriksson, Erik Lester	54"9	
		3) Lundin, Jan Ored	54"6	4) Lindberg, Per Ola	54"6	3'40"7
6	U.S.S.R.	1) Mazanov, Victor	56"3	2) Shuvalov, Vladimir	55"4	
		3) Semchenkov, Victor	55"0	4) Sumtsov, Yury	55"4	3'42"1
7	BRITAIN	1) Lord, Robert Thomas	56"2	2) Mrtin Dye, John	56"5	
		3) Kendrew, Peter	55"8	4) McGregor, Robert Bilsland	54"1	3'42"6
	FRANCE	1) Gottvalles, Alain	54"0	2) Gropaiz, Gerard	55"1	
		3) Canavese, Pierre	X 55"3	4) Curtillet, Jean Pascal	54"9	Disqualified



Men's 4X200 m Relay winners the U.S.A. team (from left D. Schollander, S. Clark, G. Iman, R. Saari)
 Les vainqueurs de l'équipe américaine de relais 4X200 m (de gauche a droite, D. Schollander, S. Clark, G. Iman, R. Saari)

4X200 m Free Style Relay=4X200 m Relais Nage Libre

15 countries 15 teams

WR 8'01"8 U.S.A. 1964
 OR 8'10"2 U.S.A. 1960

Previous Olympic Winners

1908	BRITAIN	10'55"6	1936	JAPAN	8'51"5
1912	AUSTRALA	10'11"2	1948	U.S.A.	8'46"0
1920	U.S.A.	10'04"4	1952	U.S.A.	8'31"1
1924	U.S.A.	9'53"4	1956	AUSTRALA	8'23"6
1928	U.S.A.	9'36"2	1960	U.S.A.	8'10"2
1932	JAPAN	8'58"4			

Top 8 teams qualify for Final

—Heat 1 —

Place	Country	Order	Member	100 m	200 m	Order	Member	100 m	200 m	Oct. 17
										Finish
1	GERMANY	1)	Gregor, Horst Gunther	58"2	2'03"1	2)	Hetz, Gerhard	57"5	2'02"9	
		3)	Wiegand, Frank	57"3	2'01"8	4)	Klein, Hans Joachim	57"1	2'01"9	8'09"7 NOR
2	JAPAN	1)	Fukui, Makoto	58"3	2'02"6	2)	Iwasaki, Kunihiro	59"3	2'02"7	
		3)	Shoji, Toshio	58"6	2'01"9	4)	Yamanaka, Tsuyoshi	59"1	2'03"2	8'10"4
3	U.S.S.R.	1)	Belits-Heiman, Semen	58"0	2'02"3	2)	Berezin, Vladimir	57"2	2'04"1	
		3)	Paramonov, Alexandr	59"6	2'04"1	4)	Novikov, Eugeny	59"7	2'04"0	8'14"5
4	ITALY	1)	Bianchi, Bruno	1'00"1	2'04"2	2)	Orlando, Giovanni	59"4	2'05"9	
		3)	Boscaini, Pietro	1'00"7	2'05"4	4)	De Gregorio, Sergio	58"4	2'02"3	8'17"8
5	CANADA	1)	Jacks, Ronald Brian	1'00"1	2'06"3	2)	Hutton, Ralph	58"4	2'05"3	
		3)	Sherry, Daniel John	57"5	2'05"2	4)	Gilchrist, John Alexander	58"4	2'05"4	8'22"2
6	NETHLAND	1)	Bontekoe, Johan Klaas	58"5	2'02"2	2)	Jiskoot, Johannes	1'00"5	2'07"8	
		3)	Kroon, Ronald	58"5	2'07"2	4)	Sitters, Bertus	1'01"8	2'10"5	8'27"7
7	MEXICO	1)	Hernandez Rojas, Rafael	1'01"7	2'12"5	2)	Echevarria Perez, G.	1'01"7	2'10"5	
		3)	Guzman Torres, Alfredo	1'06"3	2'17"0	4)	Ruiz De Chavez Ochoa, S.	1'00"1	2'10"3	8'50"3



Men's 4X200 m Relay with D. Schollander of the U.S.A. team about to enter the water
L'épreuve hommes de relais 4X200 m avec D. Schollander des Etats-Unis sur le point d'entrer dans l'eau

—Heat 2—

1	U.S.A.	1) Metter, William Roy	59"7	2'02"6	2) Lyons, David Chandler	58"1	2'02"8	
		3) Wall, Michael Allen	57"9	2'01"8	4) Townsend, Robert Edward	57"8	2'01"8	8'09"0 NOR
2	SWEDEN	1) Lundin, Jan Ored	59"7	2'01"9	2) Eriksson, Erik Lester	57"6	2'03"8	
		3) Rosendahl, Hans Viktor	59"3	2'02"5	4) Svensson, Mats Gunnar	58"7	2'02"1	8'10"3
3	FRANCE	1) Canavese, Pierre	1'00"2	2'04"1	2) Curtillet, Jean Pascal	58"8	2'03"2	
		3) Luyce, Francis	59"0	2'04"5	4) Gottvalles, Alain	59"3	2'05"2	8'17"0
4	AUSTRALA	1) Doak, Peter John	1'00"3	2'03"7	2) Konrads, John	57"5	2'02"8	
		3) Ryan, John	1'01"2	2'07"4	4) Dickson, David Gavin	57"8	2'04"4	8'18"3
5	FINLAND	1) Suvanto, Ilkka T.	1'00"1	2'05"6	2) Vaahtoranta, H. Pertti J.	1'00"6	2'07"6	
		3) Hamalainen, Tuomo J.	59"9	2'06"3	4) Kasvio, Matti Juhani	57"7	2'03"8	8'23"3
6	HUNGARY	1) Dobai, Gyula	58"9	2'02"8	2) Ali, Csaba	1'00"4	2'08"1	
		3) Kosztolanczi, Gyorgy	1'01"3	2'08"0	4) Katona, Jozsef	59"2	2'05"5	8'24"4
7	BRITAIN	1) Mrtin Dye, John	1'00"5	2'05"5	2) Thurley, John Philip	1'02"0	2'09"7	
		3) Lord, Robert Thomas	1'00"2	2'06"3	4) McGregor Robert Bilsland	59"9	2'09"4	8'30"9
8	SPAIN	1) Fortuny, Juan	1'00"4	2'06"7	2) Torres, Miguel	1'03"2	2'09"0	
		3) Perez Cospedal, Antonio	1'01"5	2'08"7	4) Codina, Antonio	1'00"2	2'08"2	8'32"6

—Final—

						Oct. 18				
Place	Country	Order	Member	100m	200m	Order	Member	100m	200m	Finish
1	U.S.A.	1)	Clark, Stephen Deward	58"5	2'00"0	2)	Saari, Roy Allen	57"1	1'58"1	
		3)	Ilman, Gary Steven	56"2	1'58"4	4)	Schollander, D. Arthur	56"5	1'55"6	7'52"1 NWR NOR
2	GERMANY	1)	Gregor, Horst Gunther	58"5	2'02"0	2)	Hetz, Gerhard	57"9	2'01"8	
		3)	Wiegand, Frank	56"2	1'57"6	4)	Klein, Hans Joachim	55"4	1'57"9	7'59"3
3	JAPAN	1)	Fukui, Makoto	59"0	2'00"5	2)	Iwasaki, Kunihiro	58"0	2'01"1	
		3)	Shoji, Toshio	58"2	2'01"7	4)	Okabe, Yukiaki	57"3	2'00"5	8'03"8
4	AUSTRALA	1)	Dickson, David Gavin	59"6	2'02"2	2)	Wood, Allan	57"7	2'01"7	
		3)	Doak, Peter John	58"3	2'03"1	4)	Windle, Robert George	56"3	1'58"7	8'05"7
5	SWEDEN	1)	Svensson, Mats Gunnar	58"7	2'01"8	2)	Eriksson, Erik Lester	58"6	2'03"2	
		3)	Rosendahl, Hans Viktor	59"1	2'03"3	4)	Lundin, Jan Ored	57"6	1'59"7	8'08"0
6	FRANCE	1)	Curtillet, Jean Pascal	59"3	2'02"7	2)	Canavese, Pierre	57"9	2'02"8	
		3)	Luyce, Francis	57"7	2'02"0	4)	Gottvalles, Alain	56"4	2'01"2	8'08"7
7	U.S.S.R.	1)	Belits-Heiman, Semen	58"1	2'02"7	2)	Berezin, Vladimir	58"5	2'03"6	
		3)	Paramonov, Alexandr	59"5	2'04"8	4)	Novikov, Eugeny	59"4	2'04"0	8'15"1
8	ITALY	1)	De Gregorio Sergio	58"9	2'03"3	2)	Bianchi, Bruno	58"5	2'03"4	
		3)	Orlando, Giovanni	1'00"2	2'06"4	4)	Boscaini, Pietro	58"9	2'05"0	8'18"1

4X100 m Medley Relay===4X100 m Quatre Nages, Équipe 14 countries 14 teams

WR 4'00"1 U.S.A. 1963

OR 4'05"4 U.S.A. 1960

Previous Olympic Winners

1960 U.S.A. 4'05"4

Top 8 Teams qualify for Final Oct. 15.

—Heat 1—

Place	Country	Order	Member	100m	Order	Member	100m	Finish
1	GERMANY	1)	Kuppers, Ernst Joachim	1'02"1	2)	Henninger, Egon	1'07"1	
		3)	Gregor, Horst Gunther	1'00"7	4)	Klein, Hans Joachim	56"7	4'06"6
2	JAPAN	1)	Fukushima, Shigeo	1'03"2	2)	Ishikawa, Kenji	1'10"1	
		3)	Nakajima, Isao	58"9	4)	Okabe, Yukiaki	55"1	4'07"3
3	U.S.S.R.	1)	Mazanov, Victor	1'02"7	2)	Tutakaev, Alexandr	1'09"3	
		3)	Kuzmin, Valentin	59"8	4)	Semchenkov, Victor	55"8	4'07"6
4	BRITAIN	1)	Thwaites, Geoffrey R.	1'04"6	2)	Nicholson, Neil	1'12"2	
		3)	Jenkins, Brian	1'01"8	4)	McGregor, Robert Bilsland	53"7	4'12"3
5	NETHLAND	1)	Weeteling, Jan	1'04"2	2)	Vriens, Hermanus S.A.	1'12"3	
		3)	Jiskoot, Johannes	1'00"8	4)	Kroon, Ronald	55"3	4'12"6
6	BRAZIL	1)	De Oliveira Junior, A.P.	1'07"4	2)	Zablith Filho, Farid	1'13"7	
		3)	Fernandes Fonseca, Mauri	1'02"7	4)	De Avila Pires, Alvaso R.	57"4	4'21"2
7	MALAYSIA	1)	Eu, Michael Seong Chin	1'09"3	2)	Cheah, Tong Kim	1'15"7	
		3)	Chan, Bernard Cheng Wah	1'05"0	4)	Tan, Thuan Heng	59"3	4'29"3

—Heat 2—

1	U.S.A.	1)	McGeagh, Richard Michael	1'01"1	NOR	2)	Luken, Virgil W.	1'10"9	
		3)	Richardson, Walter Pierce	58"7	4)	Bennett, Robert Earl	54"4	4'05"1	NOR
2	HUNGARY	1)	Csikany, Jozsef	1'02"5	2)	Lenkei, Ferenc	1'11"2		
		3)	Gulrich, Jozsef	59"2	4)	Dobai, Gyula	55"9	4'08"8	
3	ITALY	1)	Rora, Chiaffredo	1'02"0	2)	Gross, Gian Corrado	1'11"7		
		3)	Fossati, Giampiero	1'00"0	4)	Boscaini, Pietro	55"6	4'09"3	
4	AUSTRALA	1)	Reynolds, Peter Askin	1'03"7	2)	Tonkin, Peter James	1'12"7		
		3)	Berry, Kevin John	1'00"1	4)	Dickson, David Gavin	54"9	4'11"4	
5	CANADA	1)	Hutton, Ralph	1'04"6	2)	Gilchrist, John Alexander	1'14"7		
		3)	Sherry, Daniel John	59"4	4)	Jacks, Ronald Brian	56"8	4'15"5	
6	ARGENTIN	1)	Van Der Maath, Carlos	1'04"6	2)	Navarro, Miguel Angel	1'14"9		
		3)	Nicolao, Luis Alberto	58"8	4)	Bourdillon, Alfredo	57"5	4'15"8	
7	SPAIN	1)	Cabrera, Jesus	1'02"6	2)	Padron, Nazario	1'12"2		
		3)	Pujol, Joaquin	1'05"1	4)	Espinosa, Jose Miguel	57"5	4'17"4	

—Final— Oct. 16.

Place	Country	Order	Member	100m	Order	Member	100m	Finish
1	U.S.A.	1)	Mann, Harold Thompson	59"6	1)	Craig, Willam Norval	1'09"6	
		3)	Schmidt, Fred Weber	56"8	4)	Clark, Stephen Edward	52"4	3'58"4
2	GERMANY	1)	Kuppers, Ernst Joachim	1'01"4	2)	Henninger, Egon	1'07"7	
		3)	Gregor, Horst Gunther	59"8	4)	Klein, Hans Joachim	52"7	4'01"6
3	AUSTRALA	1)	Reynolds, Peter Askin	1'03"0	2)	O'Brien, Ian	1'07"8	
		3)	Berry, Kevin John	57"7	4)	Dickson, David Gavin	53"8	4'02"3
4	U.S.S.R.	1)	Mazanov, Victor	1'02"6	2)	Prokopenko, Georgy	1'06"5	
		3)	Kuzmin, Valentin	59"3	4)	Shuvalov, Vladimir	55"8	4'04"2
5	JAPAN	1)	Fukushima, Shigeo	1'03"0	2)	Ishikawa, Kenji	1'09"6	
		3)	Nakajima, Isao	58"9	4)	Okabe, Yukiaki	55"1	4'06"6
6	HUNGARY	1)	Csikany, Jozsef	1'02"4	2)	Lenkei, Ferenc	1'11"6	
		3)	Gulrich, Jozsef	1'00"7	4)	Dobai, Gyula	53"8	4'08"5
7	ITALY	1)	Rora, Chiaffredo	1'02"6	2)	Gross, Gian Corrado	1'11"7	
		3)	Fossati, Giampiero	1'00"6	4)	Boscaini, Pietro	55"4	4'10"3
8	BRITAIN	1)	Thwaites, Geoffrey R.	1'04"4	2)	Nicholson, Neil	1'11"1	
		3)	Jenkins, Brian	1'02"5	4)	McGregor, Robert Bilsland	53"4	4'11"4

Women=Femmes**100 m Free Style=100 m Nage Libre**

22 countries 44 competitors

WR 58"9 Fraser, Dawn (AUSTRALA) 1964

OR 1'01"2 Fraser, Dawn (AUSTRALA) 1960

Previous Olympic Winners

1912	F. Durack	AUSTRALA	1'22"2
1920	E. Bleibtrey	U.S.A.	1'13"6
1924	E. Lackie	U.S.A.	1'12"4
1928	A. Osipowitch	U.S.A.	1'11"0
1932	H. Madison	U.S.A.	1'06"8
1936	H. Mastenbroek	NETHLAND	1'05"9
1948	G. Andersen	DENMARK	1'06"3
1952	K. Szoke	HUNGARY	1'06"8
1956	D. Fraser	AUSTRALA	1'02"0
1960	D. Fraser	AUSTRALA	1'01"2

Top 16 qualify for Semi-Finals Oct. 12.

—Heat 1—

Place	Name	Country	Time
1	Ellis, Kathleen	U.S.A.	1'01"5
2	Grunert, Martina	GERMANY	1'03"1
3	Beneck, Daniela	ITALY	1'03"2
4	Van Weerdenburg, W.	NETHLAND	1'03"8
5	Urakami, Ryoko	JAPAN	1'04"5
6	Stewart, Mary Pauline	CANADA	1'05"1
7	Lim, Kum Ja	KOREA	1'16"1

—Heat 2—

1	Hagberg, Ann-Christine	SWEDEN	1'02"5
2	Schumacher, Rita	GERMANY	1'03"5
3	Rockembach, Anneliese	VENEZULA	1'04"3
4	Saini, Paola	ITALY	1'04"4
5	Keen, Sandra	BRITAIN	1'04"7
6	Beumer, Catharina Johanna	NETHLAND	1'05"2
7	Lallande, Ann	P. RICO	1'06"8

—Heat 3—

1	Hallock, Jeanne Courtney	U.S.A.	1'03"6
2	Thorn, Robyn	AUSTRALA	1'03"7
3	Ustinova, Natalya	U.S.S.R.	1'04"2
4	Strange, Kirsten	DENMARK	1'05"3
5	Beierlein, Tarudi	GERMANY	1'05"4
6	Pietri, Monique	FRANCE	1'05"8
7	Paukerl, Christine	AUSTRIA	1'07"3

—Heat 4—

1	Terpstra, Erica Georgine	NETHLAND	1'02"5
2	Turoczy, Judit	HUNGARY	1'02"9
3	Jafvert, Ulla Birgitta E.	SWEDEN	1'03"8
4	Bystrova, Natalya	U.S.S.R.	1'04"0
5	Wilkinson, Diana E.	BRITAIN	1'05"0
6	Sacchi, Mara	ITALY	1'05"9
7	Gudmundsdottir, H.	ICELAND	1'06"4
8	Vivanco Roca, Rosario	PERU	1'09"0

—Heat 5—

1	Fraser, Dawn	AUSTRALA	1'00"6 NOR
2	Lay, Marion Beverly	CANADA	1'02"1
3	Takacs, Katalin	HUNGARY	1'03"5
4	Kimura, Toyoko	JAPAN	1'04"8
5	Sidelsky, Marilyn	RHODESIA	1'05"5
6	Amos, Linda,	BRITAIN	1'06"1
7	Pulido, Rita	SPAIN	1'06"7
8	Harding, Margaret	P. RICO	1'11"7

—Heat 6—

1	Stouder, Sharon Marie	U.S.A.	1'02"3
2	Bell, Lynette	AUSTRALA	1'02"4
3	Dobai, Madarasz Csilla	HUNGARY	1'02"5
4	Lilja, Gun Ann-Charlott	SWEDEN	1'03"7
5	Kennedy, Helen Louise	CANADA	1'04"2
6	Azuma, Miyoko	JAPAN	1'06"4
7	Tseng, Jovina	MALAYSIA	1'13"9

—Semi-Final 1—

Place	Name	Country	Time
1	Fraser, Dawn	AUSTRALA	59"9 NOR
2	Lay, Marion Beverly	CANADA	1'02"2
3	Bell, Lynette	AUSTRALA	1'02"3
4	Dobai, Madarasz Csilla	HUNGARY	1'02"4
5	Hallock, Jeanne Courtney	U.S.A.	1'02"9
6	Beneck, Daniela	ITALY	1'02"9
7	Turoczy, Judit	HUNGARY	1'03"0
8	Thorn, Robyn	AUSTRALA	1'03"9

—Semi-Final 2—

1	Stouder, Sharon Marie	U.S.A.	1'01"4
2	Terpstra, Erica Georgine	NETHLAND	1'02"3
3	Ellis, Kathleen	U.S.A.	1'02"5
4	Hagberg, Ann-Christine	SWEDEN	1'02"8
5	Grunert, Martina	GERMANY	1'03"1
6	Takacs, Katalin	HUNGARY	1'03"3
7	Lilja, Gun Ann-Charlott	SWEDEN	1'03"9
8	Jafvert, Ulla Birgitta E.	SWEDEN	1'04"6

—Final— Oct. 13.

Place	Name	Country	Time
1	Fraser, Dawn	AUSTRALA	59"5 NOR
2	Stouder, Sharon Marie	U.S.A.	59"9
3	Ellis, Kathleen	U.S.A.	1'00"8
4	Terpstra, Erica Georgine	NETHLAND	1'01"8
5	Lay, Marion Beverly	CANADA	1'02"2
6	Dobai, Madarasz Csilla	HUNGARY	1'02"4
7	Hagberg, Ann-Christine	SWEDEN	1'02"5
8	Bell, Lynette	AUSTRALA	1'02"7

400 m Free Style=400 m Nage Libre

16 countries 31 competitors

7 Withdrawal

WR 4'39"5 Ramenofsky, Marilyn (U.S.A.) 1964

OR 4'50"6 Von Saltza, Christine (U.S.A.) 1960

Previous Winners

1924	M. Norelius	U.S.A.	6'02"2
1928	M. Norelius	U.S.A.	5'42"8
1932	H. Madison	U.S.A.	5'28"5
1936	H. Mastenbroek	NETHLAND	5'26"4
1948	A. Curtis	U.S.A.	5'17"8
1952	V. Gyenge	HUNGARY	5'12"1
1956	L. Crapp	AUSTRALA	4'54"6
1960	C. Von Saltza	U.S.A.	4'50"6



Women's 400 m Free-Style medalists
Les médaillés de femmes 400 m nage libre ① V. Duenkel (USA) ② M. Ramenofsky (USA) ③ T. Stickles (USA)

Top 8 qualify for Final Oct. 17.

—Heat 1—

Place	Name	Country	100m	200m	300m	400m
1	Duenkel, Virginia Ruth	U.S.A.	1'06"3	2'19"7	3'34"5	4'48"6 NOR
2	Grunert, Martina	GERMANY	1'07"3	2'24"4	3'42"2	4'57"7
3	Tigelaar, Willemina H.	NETHLAND	1'09"4	2'25"8	3'43"5	5'01"8
4	Hounsell, Barbara	CANADA	1'11"4	2'30"8	3'48"7	5'04"9
5	Kikutani, Tazuko	JAPAN	1'10"2	2'27"0	3'46"4	5'06"3
	Frank, Maria	HUNGARY				Withdrawal
	Pacifici, Maria Christina	ITALY				Withdrawal

—Heat 2—

1	Herford, Kim	AUSTRALA	1'07"1	2'20"3	3'35"1	4'49"8
2	Lilja, Gun Ann-Charlott	SWEDEN	1'08"6	2'23"4	3'38"2	4'52"3
3	Thompson, Patricia E.	CANADA	1'09"3	2'26"1	3'45"8	5'06"7
4	Sillett, Pauline	BRITAIN	1'11"8	2'32"3	3'53"3	5'12"2
5	Weeteling, Albertha	NETHLAND	1'10"1	2'31"0	3'54"2	5'13"0
	Ustinova, Natalya	U.S.S.R.				Withdrawal
	Saini, Paola	ITALY				Withdrawal

—Heat 3—

1	Long, Elizabeth Carole	BRITAIN	1'07"5	2'23"5	3'38"7	4'54"5
2	Beneck, Daniela	ITALY	1'09"7	2'25"4	3'42"1	4'56"2
3	Ljunggren, Elisabeth	SWEDEN	1'09"8	2'26"1	3'42"1	4'57"0
4	Wanke, Jutta	GERMANY	1'10"1	2'26"9	3'44"8	5'01"7
5	Lallande, Ann	P. RICO	1'08"9	2'26"3	3'46"3	5'04"3
6	Pulido, Rita	SPAIN	1'10"0	2'28"5	3'48"2	5'06"2
7	Sidelsky, Marilyn	RHODESIA	1'07"9	2'25"9	3'48"6	5'08"9
	Vivance Roca, Rosario	PERU				Withdrawal

—Heat 4—

1	Ramenofsky, Marilyn	U.S.A.	1'06"3	2'20"3	3'34"3	4'47"7 NOR
2	Fraser, Dawn	AUSTRALA	1'07"5	2'21"6	3'36"9	4'52"2
3	Hughes, Jane Marrian	CANADA	1'08"4	2'42"2	3'40"5	4'54"8
4	Bystrova, Natalya	U.S.S.R.	1'10"0	2'27"9	3'47"0	5'05"0
5	Souza, Maria Luisa	MEXICO	1'09"2	2'26"4	3'46"3	5'05"2
6	Welande, Majvor Maria C.	SWEDEN	1'10"6	2'29"5	3'49"5	5'07"7
7	Belmar, Olga	MEXICO	1'09"4	2'29"9	3'52"0	5'14"0
8	Tseng, Jovina	MALAYSIA	1'16"1	2'45"0	4'16"7	5'46"0

—Heat 5—

1	Stickles, Terri Lee	U.S.A.	1'07"7	2'22"1	3'36"4	4'49"3
2	Duncan, Nanette Mary	AUSTRALA	1'08"7	2'22"5	3'38"9	4'55"2
3	Hayakawa, Kazue	JAPAN	1'09"9	2'24"7	3'41"2	4'56"5
4	Pechstein, Heidi	GERMANY	1'08"1	2'23"8	3'41"7	5'01"4
5	Mihaylova, Natalya	U.S.S.R.	1'11"6	2'30"4	3'50"2	5'08"0
6	Lim, Kum-Ja	KOREA	1'18"5	2'44"9	4'11"0	5'38"7
	Lonsbrough, Anita	BRITAIN				Withdrawal
	Pietri, Monique	FRANCE				Withdrawal

—Final— Oct. 18

Place	Name	Country	100m	200m	300m	400m
1	Duenkel, Virginia Ruth	U.S.A.	1'06"8	2'20"0	3'32"4	4'43"3 NOR
2	Rmaenofsky, Marilyn	U.S.A.	1'06"6	2'20"1	3'33"0	4'44"6
3	Stickles, Terri Lee	U.S.A.	1'07"1	2'20"8	2'34"2	4'47"2
4	Fraser, Dawn	AUSTRALA	1'06"7	2'21"3	3'36"1	4'47"6
5	Hughes, Jane Marrian	CANADA	1'08"8	2'23"4	3'38"5	4'50"9
6	Long, Elizabeth Carole	BRITAIN	1'07"1	2'21"9	3'37"2	4'52"0
7	Herford, Kim	AUSTRALA	1'09"4	2'22"7	3'37"1	4'52"9
8	Lilja, Gun Ann-Charlott	SWEDEN	1'08"6	2'23"4	3'38"6	4'53"0

200 m Breast Stroke—200 m Brasse

15 Countries 26 Competitors

1 Disqualified 1 Withdrawal

WR 2'45"4 Prozumenschikova, Galina (U.S.S.R.) 1964

OR 2'49"5 Lonsbrough, Anita (BRITAIN) 1960

Previous Olympic Winners

1924	L. Morton	BRITAIN	3'33"2
1928	H. Schrader	GERMANY	3'12"6
1932	C. Dennis	AUSTRALA	3'06"3
1936	Maehata, Hideko	JAPAN	3'03"6
1948	P. Van Vliet	NETHLAND	2'57"2
1952	E. Szekely	HUNGARY	2'51"7
1956	U. Happe	GERMANY	2'53"1
1960	A. Lonsbrough	BRITAIN	2'49"5

Top 8 qualify for Final Oct. 11

—Heat 1—

Place	Name	Country	100m	200m
1	Bimolt, Klena Greetje	NETHLAND	1'21"6	2'50"7
2	Ruygrok, Margueritha I.	AUSTRALA	1'21"3	2'53"1
3	Urselmann, Wiltrud	GERMANY	1'22"9	2'53"2
4	Hazleton, Tamara Anne	U.S.A.	1'25"6	2'55"0
5	Yamamoto, Noriko	JAPAN	1'23"4	2'57"0
6	Kovacs, Zsuzsa	HUNGARY	1'27"4	3'06"7
7	Harding, Margaret	P. RICO	1'32"2	3'16"0

—Heat 2—

1	Grimmer, Barbel	GERMANY	1'20"9	2'48"6 NOR
2	Prozumenschikova, Galina	U.S.S.R.	1'20"7	2'49"0
3	Enfield, Jacqueline Ida	BRITAIN	1'23"6	2'54"9
4	Kok, Margretha	NETHLAND	1'24"7	2'55"4
5	Peper, Susana Norma	ARGENTIN	1'26"0	3'00"0
	Barnetson, Shristine P.	AUSTRALA		Disqualified
	Egervair, Marta	HUNGARY		Withdrawal

—Heat 3—

1	Babanina, Svetlana	U.S.S.R.	1'20"8	2'48"3 NOR
2	Mitchell, Stella M. M.	BRITAIN	1'21"6	2'48"8
3	Kolb, Claudia Anne	U.S.A.	1'21"6	2'49"7
4	Kuper, Ursula	GERMANY	1'21"6	2'50"1
5	Castane, Isabel	SPAIN	1'25"2	2'55"7
6	McGill, Linda Carol	AUSTRALA	1'25"3	2'59"4
7	Jolly, Mariana	MALAYSIA	1'30"0	3'11"0

—Heat 4—

1	Slattery, Jill	BRITAIN	1'21"4	2'50"2
2	Haddon, Vivien Joan	NZEALAND	1'23"2	2'53"4
3	Looijs, Geertruida	NETHLAND	1'23"2	2'54"5
4	Nitta, Sandra Hauka	U.S.A.	1'25"0	2'58"4
5	Filippovits, Christine	AUSTRIA	1'25"4	2'59"2
6	Morizane, Yoshiko	JAPAN	1'27"7	2'59"9
7	Li, Hin Yu	HONGKONG	1'35"1	3'22"2

—Final— Oct. 12.

Place	Name	Country	100 m	200 m
1	Prozumenschikova, Galina	U.S.S.R.	1'19"8	2'46"4 NOR
2	Kolb, Claudia Anne	U.S.A.	1'21"0	2'47"6
3	Babanina, Svetlana	U.S.S.R.	1'21"3	2'48"6
4	Mitchell, Stella M.M.	BRITAIN	1'21"6	2'49"0
5	Slattery, Jill	BRITAIN	1'21"1	2'49"6
6	Grimmer, Barbel	GERMANY	1'21"5	2'51"0
7	Bimolt, Klena Greetje	NETHLAND	1'22"2	2'51"3
8	Kuper, Ursula	GERMANY	1'22"1	2'53"9

100 m Back Stroke—100m Dos

18 Countries 31 Competitors

WR 1'08"3 Duenkel, Virginia Ruth (U.S.A.) 1964

OR 1'09"3 Burke Lynn (U.S.A.) 1960

Previous Olympic Winners

1924	S. Bauer	U.S.A.	1'23"2
1928	M. Braun	NETHLAND	1'22"0
1932	E. Holm	U.S.A.	1'19"4
1936	N. Senff	NETHLAND	1'18"9
1948	K. Harup	DENMARK	1'14"4
1952	J. C. Harrison	S.AFRICA	1'14"3
1956	J. Grinham	BRITAIN	1'12"9
1960	L. Burke	U.S.A.	1'09"3

Top 8 qualify for Final Oct. 13

—Heat 1—

Place	Name	Country	Time
1	Harmar, Nina Adams	U.S.A.	1'09"8
2	Tanaka, Satoko	JAPAN	1'10"0
3	Ludgrove, Linda Kay	BRITAIN	1'10"3
4	Neuber, Helga	GERMANY	1'11"4
5	Kennedy, Helen Louise	CANADA	1'12"5
6	Woosley, Belinda	AUSTRALA	1'15"3
7	Tseng, Jovina	MALAYSIA	1'20"7

—Heat 2—

1	Duenkel, Virginia Ruth	U.S.A.	1'08"9 NOR
2	Weir, Eileen	CANADA	1'09"7
3	Kihara, Michiko	JAPAN	1'11"1
4	Michaelsen, Kirsten	DENMARK	1'11"2
5	Savelieva, Tatiana	U.S.S.R.	1'11"8
6	Balla, Maria	HUNGARY	1'12"0
7	Weeteling, Albertha	NETHLAND	1'13"1
8	Seitz, Ursula	AUSTRIA	1'13"3

—Heat 3—

1	Ferguson, Cathy Jean	U.S.A.	1'08"8 NOR
2	Borie, Francoise	FRANCE	1'11"8
3	Nerger, Petra	GERMANY	1'12"1
4	Lewis, Sylvia Anne	BRITAIN	1'12"2
5	Van Velsen, Maria Marina	NETHLAND	1'12"2
6	Dayman, Marlene Anne	AUSTRALA	1'12"9
7	Rockembach, Anneliese	VENEZULA	1'14"1
8	Harding, Margaret	P. RICO	1'19"5

—Heat 4—

1	Caron, Christine	FRANCE	1'08"5 NOR
2	Norfolk, Jill Rosemary	BRITAIN	1'10"6
3	Schmidt, Ingrid	GERMANY	1'11"1
4	Mihaylova, Natalya	U.S.S.R.	1'11"4
5	Winkel, Kornelia	NETHLAND	1'11"6
6	Duncan, Nanette Mary	AUSTRALA	1'12"4
7	Peper, Susana Norma	ARGENTIN	1'13"2
8	Chun, Ok Ja	KOREA	1'21"7

—Final— Oct. 14.

Place	Name	Country	Time
1	Ferguson, Cathy Jean	U.S.A.	1'07"7 NWR NOR
2	Caron, Christine	FRANCE	1'07"9
3	Duenkel, Virginia Ruth	U.S.A.	1'08"0
4	Tanaka, Satoko	JAPAN	1'08"6
5	Harmar, Nina Adams	U.S.A.	1'09"4
6	Ludgrove, Linda Kay	BRITAIN	1'09"5
7	Weir, Eileen	CANADA	1'09"8
8	Norfolk, Jill Rosemary	BRITAIN	1'11"2

100m Butterfly Stroke—100m papillon

16 Countries 31 Competitors

4 Withdrawal

WR 1'05"1 Kok, Ada (NETHLAND) 1964

OR 1'09"5 Schuler, Carolyn (U.S.A.) 1960

Previous Olympic Winners

1956	S. Mann	U.S.A.	1'11"0
1960	C. Schuler	U.S.A.	1'09"5

Top 16 qualify for Semi-finals Oct. 14

—Heat 1—

Place	Name	Country	Time
1	Ellis, Kathleen	U.S.A.	1'07"8 NOR
2	Takahashi, Eiko	JAPAN	1'08"4
3	GeGan, Judith Ann	BRITAIN	1'10"8
4	Lasterie, Aartje E.	NETHLAND	1'11"2
5	McGill, Linda Carol	AUSTRALA	1'11"7
6	Brunner, Ursel	GERMANY	1'13"6
7	Kay, Molly Chin Say	MALAYSIA	1'23"0

—Heat 2—

1	De Varona, Donna E.	U.S.A.	1'07"5 NOR
2	Cotterill, Mary Anne	BRITAIN	1'09"4
3	Stewart, Mary Pauline	CANADA	1'09"9
4	Sato, Kimiko	JAPAN	1'10"6
	Erdelyi, Eva	HUNGARY	Withdrawal
	Andersson, Lotten Katrin	SWEDEN	Withdrawal

—Heat 3—

1	Kok, Ada	NETHLAND	1'07"8
2	Pyrhonen, Eila Marjatta	FINLAND	1'07"9
3	Humeniuk, Marianne	CANADA	1'09"5
4	Egervari, Marta	HUNGARY	1'10"3
5	Deviatova, Tatiana	U.S.S.R.	1'11"1
6	Wood, Jennifer	RHODESIA	1'11"3
7	Lallande, Ann	P. RICO	1'17"1

—Heat 4—

1	Stouder, Sharon Marie	U.S.A.	1'07"0 NOR
2	Noack, Ute	GERMANY	1'09"2
3	Yakovieva, Valentina	U.S.S.R.	1'11"2
4	Kennedy, Helen Louise	CANADA	1'11"2
5	Saito, Hiroko	JAPAN	1'13"1
6	De Greecalaw, Gllian C.	AUSTRALA	1'14"8
7	Harding, Margaret	P. RICO	1'23"7

—Heat 5—

1	Phillips, Glenda May	BRITAIN	1'10"3
2	Cecchi, Anna Maria	ITAIY	1'10"3
3	Hustedede, Heike	GERMANY	1'10"5
4	Belmar Bohigas, Silvia	MEXICO	1'12"1
5	Ballester, Maria	SPAIN	1'13"1
6	Turner, Jan	AUSTRALA	1'14"4
	Turoczy, Judit	HUNGARY	Withdrawal
	Gudmundsdottir, H.	ICELAND	Withdrawal

—Semi-Final 1—

Top 8 qualify for Final		Oct. 15	
Place	Name	Country	Time
1	Stouder, Sharon Marie	U.S.A.	1'05"6 NOR
2	Kok, Ada	NETHLAND	1'05"9
3	Pyrhonen, Eila Marjatta	FINLAND	1'07"9
4	Humeniuk, Marianne	CANADA	1'09"2
5	Noack, Ute	GERMANY	1'09"3
6	Phillips, Glenda May	BRITAIN	1'10"6
7	Egervari, Marta	HUNGARY	1'10"7
8	Sato, Kimiko	JAPAN	1'11"2

—Semi-Final 2—

1	Ellis, Kathleen	U.S.A.	1'07"2
2	De Varona, Donna E.	U.S.A.	1'07"7
3	Takahashi Eiko	JAPAN	1'07"8
4	Stewart, Mary Pauline	CANDA	1'08"6
5	Hustedede, Heike	GERMANY	1'08"8
6	Cotterill, Mary Anne	BRITAIN	1'09"4
7	Cecchi, Anna Maria	ITALY	1'10"4
8	Gegan, Judith Ann	BRITAIN	1'10"5

—Final— Oct. 16.

Place	Name	Country	Time
1	Stouder, Sharon Marie	U.S.A.	1'04"7 ^{NWR} NOR
2	Kok, Ada	NETHLAND	1'05"6
3	Ellis, Kathleen	U.S.A.	1'06"0
4	Pyrhonen, Eila Marjatta	FINLAND	1'07"3
5	De Varona, Donna E.	U.S.A.	1'08"0
6	Hustedede, Heike	GERMANY	1'08"5
7	Takahashi, Eiko	JAPAN	1'09"1
8	Stewart, Mary Pauline	CANADA	1'10"0

400 m Individual Medley—400 m Quatre Nages Individuelles

12 countries 22 competitors 4 withdrawal

WR 5'14"9 De Varona, Donna E. (U.S.A.) 1964

OR New Event, No OR, No Previous Winner

Top 8 qualify for Final Oct. 15

—Heat 1—

Place	Name	Country	100 m	200 m	300 m	400 m
1	Lonsbrogh, Anita	BRITAIN	1'14"3	2'40"6	4'14"4	5'30"6 NOR
2	Finneran, Sharon Evans	U.S.A.	1'13"4	2'40"0	4'19"4	5'32"7
3	Egervari, Marta	HUNGARY	1'15"7	2'41"6	4'16"7	5'35"8
4	Zimmermann, Helga	GERMANY	1'15"5	2'45"1	4'24"9	5'38"9
5	Cortis, Jane	AUSTRALA	1'16"9	2'40"7	4'23"5	5'43"6
	Sidelsky, Marilyn	RHODESIA				Withdrawal

—Heat 2—

1	Randall, Martha Irene	U.S.A.	1'13"9	2'35"2	4'14"8	5'27"8	NOR
2	Hounsell, Barbara	CANADA	1'18"4	2'44"2	4'22"9	5'38"4	
3	Lasterie, Aartje E.	NETHLAND	1'14"6	2'44"0	4'23"6	5'41"3	
4	Blank, Harriet	GERMANY	1'15"8	2'45"2	4'22"6	5'42"4	
5	Castane, Isabel	SPAIN	1'20"0	2'50"2	4'24"3	5'50"7	
6	Harding, Margaret	P. RICO	1'19"3	2'55"9	4'44"73	6'10"7	

—Heat 3—


1	Holletz, Veronika	GERMANY	1'13"6	2'34"7	4'11"2	5'26"8	NOR
2	Heukels, Elizabeth Anna	NETHLAND	1'15"6	2'41"6	4'12"9	5'32"4	
3	McGill, Linda Carol	AUSTRALA	1'13"9	2'43"6	4'20"0	5'38"3	
4	Ezaka, Kimiko	JAPAN	1'15"6	2'45"7	4'24"7	5'42"1	
5	Strange, Kisten	DENMARK	1'17"6	2'48"5	4'23"8	5'44"4	
6	Johnson, Pamela	BRITAIN	1'22"8	2'54"4	4'44"4	6'11"9	
	Vivanco Roca, Rosario	PERU					Withdrawal

—Heat 4—

1	De Varona, Donna E.	U.S.A.	1'10"9	2'31"3	4'10"4	5'24"2	NOR
2	Heemskerk, Marianne Y.	NETHLAND	1'13"4	2'41"3	4'18"6	5'38"6	
3	Kennedy, Helen Louise	CANADA	1'18"5	2'46"9	4'34"9	5'49"9	
4	Matsuda, Natsuko	JAPAN	1'14"8	2'49"6	4'30"3	5'51"5	
5	Belmar Bohigas, Silvia	MEXICO	1'17"1	2'51"8	4'39"5	6'00"7	
	Ljunggren, Elisabeth	SWEDEN					Withdrawal
	Murphy, Janice	AUSTRALA					Withdrawal

Women's 400 m Individual Medley finals

Les finales des femmes 400 m quatre nages individuelles



—Final— Oct. 17

Place	Name	Country	100m	200m	300m	400m
1	De Varona, Donna E.	U.S.A.	1'09"9	2'28"3	4'05"9	5'18"7 NOR
2	Finneran, Sharon Evans	U.S.A.	1'11"8	2'35"7	4'12"0	5'24"1
3	Randall, Martha Irene	U.S.A.	1'12"6	2'34"2	4'12"9	5'24"2
4	Holletz, Veronika	GERMANY	1'13"5	2'36"8	4'12"3	5'25"6
5	McGill, Linda Carol	AUSTRALA	1'13"8	2'40"2	4'13"0	5'28"4
6	Heukels, Elizabeth Anna	NETHLAND	1'15"2	2'42"6	4'13"7	5'30"3
7	Lonsbrough, Anita	BRITAIN	1'14"8	2'42"5	4'14"5	5'30"5
8	Egervari, Marta	HUNGARY	1'14"9	2'42"5	4'18"5	5'38"4



Women's 400 m Individual Medley winners

Les gagnantes femmes 400 m quatre nages individuelles ① D. De Varona (USA) ② S. Finneran (USA) ③ M. Randall (USA)

4X100 m Free Style Relay—4X100 m Relais Nage Libre 10 countries 10 competitors

WR 4'07"6 U.S.A. 1964
OR 4'08"9 U.S.A. 1960

Previous Olympic Winners

1912	BRITAIN	5'52"8	1936	NETHLAND	4'36"0
1920	U.S.A.	5'11"6	1948	U.S.A.	4'29"2
1924	U.S.A.	4'58"8	1952	HUNGARY	4'24"4
1928	U.S.A.	4'47"6	1956	AUSTRALA	4'17"1
1932	U.S.A.	4'38"0	1960	U.S.A.	4'08"9

Top 8 Teams qualify for Final Oct. 14

—Heat 1—

Place	Country	Order Member	100m	Order Member	100m	400m
1	U.S.A.	1) Hallock, Jeanne Courtney	1'02"8	2) Bricker, Erika Eloise	1'04"0	
		3) Allsup, Lynne Marie	1'02"8	4) Sherman, Patience Halsey	1'02"6	4'12"2
		2) Lilja, Gun Ann-Charlott	1'04"1	2) Andersson, Lotten Katrin	1'04"4	
2	SWEDEN	3) Jafvert, Ulla Birgitta E.	1'03"5	4) Hagberg, Ann-Christine	1'01"5	4'13"5
		1) Van Der Wildt, Paulina J.	1'04"2	2) Beumer, Catharina Johanna	1'04"2	
3	NETHLAND	3) Van Weerdenburg, W.	1'04"3	4) Terpstra, Erica Georgine	1'02"1	4'14"8
		1) Thonpson, Patricia E.	1'04"5	2) Stewart, Mary Pauline	1'04"4	
4	CANADA	3) Kennedy, Helen Louise	1'04"1	4) Lay, Marion Beverly	1'01"9	4'14"9
		1) Urakami, Ryoko	1'05"5	2) Kihara, Michiko	1'03"7	
5	JAPAN	3) Kimura, Toyoko	1'04"0	4) Azuma, Miyoko	1'06"0	4'19"2

—Heat 2—

1	AUSTRALA	1) Thorn, Robyn 3) Turner, Jan	1'03"7 1'03"5	2) Murphy, Janice 4) Bell, Lynette	1'02"6 1'02"0 4'11"8
2	HUNGARY	1) Turoczy, Judit 3) Erdelyi, Eva	1'03"9 1'03"4	2) Frank, Maria 4) Dobai, Madarasz Csilla	1'04"1 1'02"0 4'13"4
3	GERMANY	1) Pechstein, Heidi 3) Grunert, Martina	1'04"6 1'03"2	2) Beierlein, Traudi 4) Schumacher, Rita	1'03"9 1'03"2 4'14"9
4	ITALY	1) Saini, Paola 3) Sacchi, Mara	1'04"5 1'04"7	2) Pacifici, Maria Christina 4) Beneck, Daniela	1'03"3 1'02"5 4'15"0
5	BRITAIN	1) Keen, Sandra 3) Long, Elizabeth Carole	1'03"8 1'03"2	2) Sillett, Pauline 4) Wilkinoson, Diana E.	1'04"2 1'03"9 4'15"1

—Final— Oct. 15, 1964

Place	Country	Order Member	100m	Order Member	100m	400m
1	U.S.A.	1) Stouder, Sharon Marie 3) Watson, Lillian Debra	1'01"2 1'00"7	2) De Varona, Donna E. 4) Ellis, Kathleen	1'00"9 1'01"0	4'03"8 ^{NWR} NOR
2	AUSTRALA	1) Thorn, Robyn 3) Bell, Lynette	1'03"8 1'01"6	2) Murphy, Janice 4) Fraser, Dawn	1'02"9 58"6	4'06"9
3	NETHLAND	1) Van Der Wildt, Paulina J. 3) Van Weerdenbugr, W.	1'04"6 1'02"6	2) Beumer, Catharina Johanna 4) Terpstra Erica Georgine	1'03"8 1'01"0	4'12"0
4	HUNGARY	1) Turoczy, Judit 3) Takacs, Katalin	1'03"2 1'03"0	2) Erdelyi, Eva 4) Dobai, Madarasz Csilla	1'04"2 1'01"7	4'12"1
5	SWEDEN	1) Lilja, Gun Ann-Charlott 3) Jafvert, Ulla Birgitta E.	1'04"5 1'03"3	2) Andersson, Lotten Katrin 4) Hagberg, Ann-Christine	1'04"7 1'01"5	4'14"0
6	GERMANY	1) Grunert, Martina 3) Schumacher, Rita	1'03"5 1'02"9	2) Beierlein, Traudi 4) Pechstein, Heidi	1'05"1 1'03"5	4'15"0
7	CANADA	1) Stewart Mary Pauline 3) Kennedy, Helen Louise	1'05"5 1'03"6	2) Thonpson, Patricia E. 4) Lay, Marion Beverly	1'04"3 1'02"5	4'15"9
8	ITALY	1) Saini, Paola 3) Sacchi, Mara	1'04"5 1'04"6	2) Pacifici, Maria Christina 4) Beneck, Daniela	1'04"2 1'03"9	4'17"2

4X100 M Medley Relay—4X100 m Quatre Nages, Équipe

9 countries 9 teams

WR 4'34"6 U.S.A. 1964

OR 4'41"1 U.S.A. 1960

Previous Olympic Winner

1960 U.S.A. 4'41"1

Top 8 teams qualify for Final

—Heat 1— Oct. 16.

Place	Country	Order Member	100m	Order Member	100m	400m
1	U.S.S.R.	1) Saveliyeva, Tatiana 3) Deviatova Tatiana	1'10"5 1'10"0	2) Babanina, Svetlana 4) Bystrova, Natalya	1'15"2 1'03"4	4'39"1 NOR
2	JAPAN	1) Tanaka, Satoko 3) Takahashi, Eiko	1'08"6 1'08"0	2) Yamamoto, Noriko 4) Kihara, Michiko	1'20"6 1'03"4	4'40"6
3	NETHLAND	1) Winkel, Kornelia 3) Lasterie, Aartje E.	1'11"5 1'12"4	2) Bimolt, Klena Greetje 4) Terpstra, Erica Georgine	1'18"1 1'02"1	4'44"1
4	AUSTRALA	1) Duncan, Nanette Mary 3) McGill, Linda Carol	1'13"0 1'16"1	2) Ruygrok, Margueritha I. 4) Fraser, Dawn	1'21"9 1'01"3	4'52"3

—Heat 2—

1	U.S.A.	1) Harmar, Nina Adams 3) Pitt, Susan Kay	1'10"4 1'07"0	2) Reeder, Judith Anne 4) Watson, Lillian Debra	1'22"3 1'01"9 4'41"6
2	GERMANY	1) Schmidt, Ingrid 3) Hustede, Heike	1'11"2 1'09"6	2) Grimmer, Barbel 4) Grunert, Martina	1'19"2 1'03"2 4'43"2
3	BRITAIN	1) Ludgrove, Linda Kay 3) Cotterill, Mary Anne	1'10"6 1'10"2	2) Mitchell, Stella M. M. 4) Long, Erizabeth Carole	1'20"0 1'03"5 4'44"3
4	CANADA	1) Weir, Eilleen 3) Stewart, Mary Pauline	1'10"3 1'09"7	2) Lay, Marion Beverly 4) Kennedy, Helen Louise	1'22"9 1'03"7 4'46"6
5	HUNGARY	1) Balla, Maria 3) Egevari, Marta	1'11"5 1'12"0	2) Kovacs, Zsuzsa 4) Dobai, Madarasz Csilla	1'23"0 1'02"4 4'48"9


—Final—

Place	Country	Order Member	100m	Order Member	100m	Finish
1	U.S.A.	1) Ferguson, Cathy Jean 3) Stouder, Sharon Marie	1'08"6 1'06"1	2) Goyette, Cynthia Lee 4) Ellis, Kathleen	1'18"3 1'00"9	4'33"9 ^{NWR} NOR
2	NETHLAND	1) Winkel, Kornelia 3) Kok, Ada	1'12"2 1'05"0	2) Bimolt, Klena Greetje 4) Terpstra, Erica Georgine	1'18"5 1'01"3	4'37"0
3	U.S.S.R.	1) Savelieva, Tatiana 3) Deviatova, Tatiana	1'11"1 1'09"3	2) Babanina, Svetlana 4) Ustinova, Natalya	1'15"3 1'03"5	4'39"2
4	JAPAN	1) Tanaka, Satoko 3) Takahashi, Eiko	1'09"5 1'09"3	2) Yamamoto, Noriko 4) Kihara, Michiko	1'20"5 1'02"7	4'42"0
5	BRITAIN	1) Norflk, Jill Rosemary 3) Cotterill, Mary Anne	1'12"1 1'09"4	2) Mitchell, Stella M. M. 4) Long, Elizabeth Carole	1'19"8 1'04"5	4'45"8
6	CANADA	1) Weir, Eilleen 3) Stewart, Mary Pauline	1'11"5 1'09"3	2) Lay, Marion Beverly 4) Kennedy, Helen Louise	1'23"9 1'05"2	4'49"9
	GERMANY	1) Schmidt, Ingrid 3) Husede, Heike	1'11"2 1'10"8	2) Grimmer, Barbel 4) Grunert, Martina	1'19"0 (1'01"5 X)	Disqualified
	HUNGARY	1) Balla, Maria 3) Egevari, Martaa	1'12"3 1'11"4	2) Kovacs, Zsuzsa 4) Dobai, Madarasz Csilla	1'23"6 (1'01"4 X)	Disqualified





Women's 4X100 m Medley Relay winning U.S.A. team from left C. Goyette, K. Ellis, C. Ferguson, S. Stouder
 L'équipe des Etats-Unis gagnante de femmes 4X100 m relais quatre nages de gauche à droite C. Goyette, K. Ellis, C. Ferguson, S. Stouder



Women's 4X100 m Medley Relay finals with U.S.A. team No. 3 entry S. Stouder touching in as K. Ellis enter the water

Finale de l'épreuve femmes 4X100 m relais quatre nages de l'équipe des Etats-Unis, S. Stouder No. 3 touchant au moment où K. Ellis entre dans l'eau (à gauche)

Springboard Diving—men=Plongeurs du Tremplin, Homme

16 countries 27 competitors

Previous Olympic Winners

1904	R. Sheldon	U.S.A.	12.66	1932	M Galitzen	U.S.A.	161.38
1908	A. Zurner	GERMANY	85.50	1936	R. Degener	U.S.A.	163.57
1912	P. Gunther	GERMANY	79.23	1948	B. Harlan	U.S.A.	163.64
1920	L. Kuehn	U.S.A.	675.00	1952	D. Browing	U.S.A.	205.29
1924	A. White	U.S.A.	696.40	1956	B. Clotworthy	U.S.A.	159.56
1928	P. Desjardins	U.S.A.	185.40	1960	G. Tobian	U.S.A.	170.00

Plc	Name	Country	Required Dives					Sub- Total	Voluntary Dives					Total Points
			1	2	3	4	5		1	2	3	4	5	
1	Sitzberger, Kenneth R.	U.S.A.	11.68	12.07	12.92	10.65	12.54	59.86	19.76	19.04	19.17	21.28	20.79	159.90
2	Gorman, Francis Xavier	U.S.A.	11.84	13.60	15.58	11.40	13.68	66.10	20.80	19.09	19.98	10.08	21.58	157.63
3	Andreasen, Larry Edwin	U.S.A.	11.52	12.75	14.44	10.95	13.49	63.15	17.28	19.88	16.24	11.88	15.34	143.77
4	Popeal, Hans-Dieter	GERMANY	11.20	11.56	13.30	10.20	13.30	59.56	15.36	16.24	16.10	17.64	17.68	142.58
5	Lundqvist, Goran C.O.	SWEDEN	10.56	11.05	12.54	9.10	13.68	56.93	18.20	16.64	16.80	18.20	11.88	138.65
6	Poluljakh, Boris	U.S.S.R.	11.36	11.56	13.87	9.90	11.59	58.28	18.46	16.20	14.56	13.72	17.42	138.64
7	Safonov, Mikhail	U.S.S.R.	11.20	12.07	13.68	10.35	12.54	59.84	15.86	18.36	17.82	15.12	7.00	134.00
8	Vasin, Vladimir	U.S.S.R.	11.04	11.73	13.87	9.30	12.54	58.48	12.48	20.28	15.64	14.28	12.32	133.48
9	Candler, John	BRITAIN	10.88	12.07	10.26	10.50	12.54	56.25	17.16	17.28				90.69
10	Cagnotto, Franco	ITALY	11.84	12.41	13.87	9.49	11.97	59.58	15.08	14.88				89.54
11	Tosa, Tadao	JAPAN	10.88	11.05	11.21	10.20	11.59	54.93	17.16	17.01				89.10
12	Nino De Rivera, L.L.	MEXICO	11.36	11.73	12.92	10.20	12.54	58.75	16.90	12.22				87.87
13	Dibiasi, Klaus	ITALY	10.08	11.90	13.87	8.71	11.78	56.34	17.04	14.30				87.68
14	Sperling Rolf	GERMANY	8.96	9.69	12.54	9.30	11.97	52.46	16.32	18.20				86.98
15	Gaxiola Robles, Alvaro	MEXICO	8.96	7.99	12.73	10.05	11.21	50.94	18.20	16.64				85.78
16	Mrkwicka, Kurt	AUSTRIA	11.68	12.41	10.64	10.95	8.55	54.23	16.08	15.41				85.72
17	Rosenfeldt, Horst	GERMANY	10.24	11.39	11.97	9.60	11.78	54.98	15.34	15.34				85.66
18	Dinsley, Thomas Edward	CANADA	10.08	10.71	11.97	8.70	12.54	54.00	15.86	13.16				83.02
19	Robinson Gonzalez, J. D. J.	MEXICO	11.04	10.20	10.07	10.05	11.78	53.14	18.36	10.92				82.42
20	Koskinen, Pentti P.I.	FINLAND	9.76	9.35	10.83	9.30	13.49	52.73	18.20	11.07				82.00
21	Yamano, Toshio	JAPAN	8.32	9.86	12.54	9.60	11.78	52.10	16.12	13.52				81.74
22	Anderson, Jerry H	P. RICO	8.12	10.88	11.97	7.41	10.45	48.83	15.34	16.90				81.07
23	Song, Jae-Ung	KOREA	9.28	8.84	11.59	8.45	11.40	49.56	14.26	11.28				75.10
24	Kaneto, Shunsuke	JAPAN	11.06	12.75	6.84	7.50	13.68	51.83	17.94	1.82				71.59
25	Prasad, Ansuya	INDIA	9.60	9.69	9.88	7.50	10.83	47.50	11.22	10.32				69.04
26	Fasihi, Manucher	IRAN	7.42	8.67	10.45	7.02	8.46	42.02	12.42	12.76				67.20
27	Rossiter, Terry	RHODESIA	8.80	6.80	11.40	4.65	8.93	40.58	12.42	8.06				61.06

Men's Springboard Diving medalists ① K. Sitzberger (USA) ② F. Gorman (USA) ③ L. Andreasen (USA)
Les médaillés de hommes Plongeurs du Tremplin




Springboard Diving-Ladies=Plongons du Tremplin, Femmes

10 countries 21 competitors

Previous Olympic Winners

1920	A. Riggin	U.S.A.	9.00	1948	V. Draves	U.S.A.	108.74
1924	E. Becker	U.S.A.	474.50	1952	P. McCormick	U.S.A.	147.30
1928	H. Meany	U.S.A.	78.62	1956	P. McCormick	U.S.A.	142.36
1932	G. Coleman	U.S.A.	87.52	1960	I. Engel-Kramer	GERMANY	155.81
1936	M. Gestring	U.S.A.	89.27				

Women's Springboard Diving winners ① I. Engel-Kramer (GER) ② J. Collier (USA) ③ M. Willard (USA)
Les gagnantes de femmes Plongons du Tremplin




Plc	Name	Country	Required Dives					Sub-Total	Voluntary Dives					Total Points
			1	2	3	4	5		1	2	3	4	5	
1	Engel-Kramer, Ingrid	GERMANY	11.84	12.24	13.68	10.80	14.25	62.81	15.60	16.28	15.87	17.16	17.28	145.00
2	Collier, Jeanne Ellen	U.S.A.	11.68	12.75	13.68	10.35	11.78	60.24	14.30	15.40	11.50	19.50	17.42	138.36
3	Willard, Mary Patricia	U.S.A.	11.52	13.77	14.25	10.50	14.06	64.10	15.60	12.98	15.12	14.30	16.08	138.18
4	Gossick, Sue	U.S.A.	11.20	12.41	12.16	8.97	12.73	57.47	14.40	17.42	15.18	14.52	10.71	129.70
5	Fedosova, Tamara	U.S.S.R.	11.84	12.75	14.06	7.20	12.16	58.01	12.88	14.96	11.28	14.08	15.12	126.33
6	Anokhina, Elena	U.S.S.R.	10.72	11.73	12.92	9.60	12.92	57.89	11.44	15.87	15.84	10.56	14.00	125.60
7	Mabuchi, Kanoko	JAPAN	9.44	11.39	10.26	10.35	12.35	53.79	16.08	15.40	14.07	10.34	15.60	125.28
8	Hilbert, Angelika	GERMANY	10.08	12.07	13.30	9.15	11.59	56.19	14.74	15.60	10.12	15.18	11.44	123.27
9	Watanabe, Kumiko	JAPAN	11.36	6.97	12.35	9.49	13.49	53.66	15.62	15.12	14.30	10.12	11.52	120.34
10	Lanzke, Christiane	GERMANY	9.92	12.24	13.11	9.30	13.11	57.68	10.80	14.08				82.56
11	Stewart, Judy Leona	CANADA	8.40	11.05	13.11	8.19	12.16	52.91	14.30	15.18				82.39
12	Baklanova, Vera	U.S.S.R.	11.36	11.56	11.21	9.75	9.88	53.76	12.88	15.40				82.04
13	Bradshaw, Robyn Jean	AUSTRALA	9.44	10.37	12.35	9.15	9.31	50.62	14.30	12.72				77.64
14	Knight, Susan Margaret	AUSTRALA	9.44	7.14	12.16	10.20	9.69	48.63	14.49	13.64				76.76
15	Svoboda, Elisabeth	AUSTRIA	9.10	9.35	11.97	6.89	11.40	48.71	12.10	14.64				75.45
16	Pertmayr, Ingeborg	AUSTRIA	8.48	8.84	11.40	9.60	8.93	47.25	13.86	13.20				74.31
17	Grant Stuart, Lindsay M.	RHODESIA	10.08	7.31	12.16	9.00	11.02	49.57	12.98	11.73				74.28
18	Sindelar-Pachoswky, U.	AUSTRIA	10.08	10.20	11.78	8.97	6.84	47.87	10.08	12.32				70.27
19	Morrow, Carol Ann	CANADA	9.66	11.22	12.16	7.95	10.45	51.44	7.35	5.28				64.07
20	Bezuidenhout, Sarie	RHODESIA	8.26	8.33	11.40	7.65	9.12	44.76	10.34	8.40				63.50
21	Rybrant, Kerstin Ingegard	SWEDEN	8.64	3.57	10.07	7.54	8.55	38.37	12.81	10.56				61.74

High Diving-Ladies=Plongeurs de Haut vol, Femmes 11 countries 24 competitors

Previous Olympic Winners


1912	G. Johansson	SWEDEN	181.00	1936	D. Poynton-Hill	U.S.A.	33.93
1920	S. Fryland-Clausen	DENMARK	6.00	1948	V. Draves	U.S.A.	68.87
1924	C. Smith	U.S.A.	166.00	1952	P. Mc Cormick	U.S.A.	79.37
1928	E. Pinkston	U.S.A.	31.60	1956	P. Mc Cormick	U.S.A.	84.85
1932	D. Pointon-Hill	U.S.A.	40.26	1960	I. Engel-Kramer	GERMANY	91.28

Plc	Name	Country	Required Dives				Sub-Total	Voluntary Dives			Total Points
			1	2	3	4		1	2	3	
1	Bush, Lesley Leigh	U.S.A.	12.16	13.20	11.52	13.30	50.18	16.90	17.76	14.96	99.80
2	Engel-Kramer, Ingrid	GERMANY	11.36	13.30	11.68	13.49	49.83	16.64	15.18	16.80	98.45
3	Alekseeva, Galina	U.S.S.R.	8.80	13.30	11.68	12.92	46.70	19.24	15.34	16.32	97.60
4	Cooper, Linda Lee	U.S.A.	9.92	12.20	10.72	12.92	45.76	14.96	19.50	16.08	96.30
5	Lanzke, Christiane	GERMANY	11.04	11.21	11.36	13.30	46.91	16.08	15.41	14.52	92.92
6	Pertmayr, Ingeborg	AUSTRIA	10.72	12.20	10.72	12.92	46.56	15.86	15.40	14.88	92.70



Women's High Diving medalists ① L. Bush (USA) ② Engel-Kramer (GER) ③ G. Alekseeva (URS)
 Les médaillées de femmes Plongeurs de Haut Vol


7	Kuznetsova, Natalia	U.S.S.R.	11.20	13.49	11.04	11.59	47.32	14.16	14.03	15.40	90.91
8	Talmage, Barbara Ellen	U.S.A.	9.12	10.80	11.04	12.16	43.12	16.32	13.78	16.38	89.60
9	Bradshaw, Robyn Jean	AUSTRALA	10.24	11.78	10.40	12.16	44.58	14.16	15.34	14.08	88.16
10	Reinhardt, Celia	GERMANY	10.24	13.49	10.24	12.92	46.89	13.86	14.16	11.88	86.79
11	Morrow, Carol Ann	CANADA	9.38	12.80	10.08	12.16	44.42	15.36	15.18	11.18	86.14
12	Djeneeva, Tatiana	U.S.S.R.	10.88	13.11	10.88	12.73	47.60	17.04	13.00	7.36	85.00
13	Svoboda, Elisabeth	AUSTRIA	10.40	11.78	9.28		31.46	14.64			46.10
14	Cramp, Frances Caroline	BRITAIN	7.68	11.40	10.08		29.16	16.32			45.48
15	Osaki, Keiko	JAPAN	9.60	10.00	10.88		30.48	14.72			45.20
16	Kawai, Hatsuko	JAPAN	8.32	12.96	9.92		31.20	13.80			45.00
17	Velin, Kirsten Bodil	DENMARK	8.06	11.59	10.40		30.05	13.80			43.85
18	Watanabe, Kumiko	JAPAN	7.84	12.06	9.44		29.34	14.16			43.50
19	Newman, Joy	BRITAIN	6.24	11.40	9.24		26.88	15.84			42.72
20	Knight, Susan Margaret	AUSTRALA	8.32	11.78	10.08		30.18	11.66			41.84
21	Sindelar-Pachowsky, U.	AUSTRIA	5.92	11.02	10.40		27.34	12.88			40.22
22	Bezuidenhout, Sarie	RHODESIA	7.93	7.56	8.68		24.17	13.42			37.59
23	Stewart, Judy Leona	CANADA	7.67	9.20	8.68		25.55	10.92			36.47
24	Chung, Hee-Jung	KOREA	6.11	10.44	7.42		23.97	9.60			33.57



The finish of the 100m Freestyle men's event with

- ① D. Schollander (USA)
- ② R. McGregor (USA)
- ③ H. Klein (GER)





The 1,500 m Freestyle men's event won by

- ① **R. Windle (AUS)**
- ② **J. Nelson (USA)**
- ③ **A. Wood (AUS)**




The 200 m Breaststroke event with the winners

- ① I. O'Brien (AUS)
- ② G. Prokopenko (URS) and
- ③ C. Jastremski (USA)





4X100 m Freestyle relay men's event. U.S.A. is in the fourth lane and below the U.S.A. team from left : D. Schollander, S. Clark, M. Austin, G. Ilman



The 4X100 m Medley finish and the winning teams
① U.S.A.
② Germany
③ Australia





The women's 4X100 m Freestyle relay with the team from U.S.A. on the 3rd lap




The interior of the National Gymnasium during the Swimming events



The winners of the women's 4X100m Freestyle relay ① U.S.A. ② Australia ③ Netherlands





The start of the 400m Freestyle women's event



Women's 100 m Freestyle start
(above) and the winners (below)

- ① D. Fraser (AUS)
- ② S. Stouder (USA)
- ③ K. Ellis (USA)





The 200 m women's Breaststroke event
with the winners


- ① G. Prozumenschikova (URS)
- ② C. Kolb (USA)
- ③ S. Babanina (URS)



The 100 m women's Butterflystroke event and the winners

- ① S. Stouder (USA)
- ② A. Kok (NLD)
- ③ K. Ellis (USA)






The Start of the 100 m women's Backstroke events with the winners (below)

- ① C. Ferguson (USA)
- ② C. Caron (FRA)
- ③ V. Duenkel (USA)



R. Webster (USA) winning the High Diving men's event



K. Sitzberger (USA) during the men's Springboard Diving event which he won



Women's Springboard Diving event was won by I. Engel-Kramer (GER)



L. Bush (USA) the winner of the women's High Diving event



Women's Springboard Diving event winners

- ① I. Engel-Kramer (GER)
- ② J. Collier (USA)
- ③ M. Willard (URA)



During the Water-Polo League events Hungary v. Italy



Hungary v. Yugoslavia (4-4 draw)



Modern Pentathlon—Pentathlon Moderne

Union of International Modern

Pentathlon

President Sven Thofelt (SWEDEN)

Vice-President Leslie Wieler (BRITAIN)

General Secretary

William Grut (SWEDEN)

Treasurer Olle Hederen (SWEDEN)

Modern Pentathlon Union of Japan

President Takeda, Tsuneyoshi

Vice-President Hon. Secretary

Fujii, Shunji

Vice-President Nakahara, Tadashi

Hotta, Masataka

Juries of Appeal

Sven Thofelt

William Grut

Edgar Fried (AUSTRIA)

R. A. Bramwell

(BRITAIN)

R. B. Readhead

(BRITAIN)

Frigyes Hegedus

(HUNGARY)

Roberto Curico (ITALY)

M. Valle Alvarado

(MEXICO)

W. Siegenthaler (SWITZ)

Charles F. Leonard

(U.S.A.)

John V. Grombach

(U.S.A.)

H. Henning (U.S.A.)

A. Sokolov (U.S.S.R)

Fujii, Shunji (JAPAN)

Time Table

Date	Time	Venue	Test
Oct. 11.	9.00~	Nezu Park	Riding
Oct. 12.	8.00~	Waseda Mem. Hall	Fencing
Oct. 13.	9.00~	Asaka Shooting Range	Shooting
Oct. 14.	14.30~16.00	National Gymnasium	Swimming
Oct. 15.	14.00~	Kemigawa	Running

Modern Pentathlon Medalists

Les médaillés Pentathlon Moderne

① F. Torok (HUN) ② I. Novikov (URS) ③ A. Mokeev (URS)



Modern Pentathlon Individual=Pentathlon Moderne Individuel 15 countries 37 competitors

Previous Olympic Winners

1912	G. M. Lillienbook	SWEDEN	1936	G. Handrick	GERMANY
1920	G. P. W. Dyrssen	SWEDEN	1948	W. Grut	SWEDEN
1924	B. S. G. Lindman	SWEDEN	1952	L. Hall	SWEDEN
1928	S. A. Thofelt	SWEDEN	1956	L. Hall	SWEDEN
1932	J. G. Oxenstierna	SWEDEN	1960	Nemeth	HUNGARY

Place	Name	Country	Riding	Fencing	Shooting	Swimming	Running	Total Points
1	Torok, Ferenc	HUNGARY	1070	1000	960	960	1126	5116
2	Novikov, Igor	U.S.S.R.	1040	865	1020	1055	1096	5067
3	Mokeev, Albert	U.S.S.R.	970	748	1060	1045	1216	5039
4	Macken, Peter Neville	AUSTRALA	1070	640	1020	1035	1132	4897
5	Mineev, Victor	U.S.S.R.	1040	820	960	1050	1024	4894
6	Moore, James Warren	U.S.A.	1070	676	960	990	1195	4891
7	Nagy, Imre	HUNGARY	1040	892	960	940	1042	4874
8	Jansson, Bo Herman	SWEDEN	1100	748	780	1075	1057	4760
9	Kirkwood, David Arthur	U.S.A.	1100	784	920	945	973	4722
10	Junefelt, Rolf Ingmar	SWEDEN	1100	568	960	1070	976	4674
11	Liljenwall, Hans-Gunnar	SWEDEN	1040	784	720	1055	1066	4665
12	Goedicke, Wolfgang	GERMANY	1100	712	840	975	1030	4657
13	Adler, Uwe	GERMANY	1070	532	1020	1005	1027	4654
14	Ottaviani, Alfonso	ITALY	940	856	840	925	1090	4651
15	Uchino, Shigeaki	JAPAN	1070	496	1020	1015	1018	4619
16	Pesthy, Paul Karoly	U.S.A.	1070	820	760	980	964	4594
17	Fukutome Yoshihide	JAPAN	1100	424	1020	950	1093	4587
18	McMiken, Donald Fraser	AUSTRALA	1100	604	1000	960	898	4562
19	Vanhala, Keijo K. V.	FINLAND	1040	784	860	1035	817	4536
20	Kaaja, Kari Juhani	FINLAND	1040	712	900	945	904	4501
21	Finnis, Benjamin F.	BRITAIN	1070	604	980	970	868	4492
22	Hotanen, Jorma Olavi	FINLAND	1040	676	800	905	1033	4454
23	Frings, Elmar	GERMANY	960	640	940	975	928	4443
24	Birnbaum, Udo	AUSTRIA	1100	748	940	840	796	4424
25	Phelps, Robert Lawson	BRITAIN	1070	820	720	1005	787	4402
26	Torok, Otto	HUNGARY	1040	820	460	985	1000	4305
27	Page, Duncan	AUSTRALA	1040	568	860	995	823	4286
28	Pereira, Jose Wilson	BRAZIL	940	640	940	1025	733	4278
29	Fox, Jeremy Robert	BRITAIN	1010	280	800	1055	1129	4274
30	Mino, Shigeaki	JAPAN	1040	604	820	900	832	4195
31	Gloffka, Aquiles	CHILE	1100	532	780	980	715	4107
32	Trost, Rudolf	AUSTRIA	1100	892	620	850	637	4099
33	Polzhuber, Herbert	AUSTRIA	1070	784	700	835	658	4047
34	Rios, D. R.	MEXICO	1070	208	860	950	886	3974
35	Flores, E. M.	MEXICO	1100	604	540	845	799	3888
36	Padilla, Enrique	MEXICO	1070	460	640	755	835	3760
37	Choi, Kui Seung	KOREA	950	388	640	620	211	2809

Modern Pentathlon Team—Pentathlon Moderne 11 countries**Previous Olympic Winners**

1952	HUNGARY
1956	U.S.S.R.
1960	HUNGARY

Final Classification

Place	Country	Riding	Fencing	Shooting	Swimming	Running	Total Points
1	U.S.S.R.	3050	2385	3040	3150	3336	14961
2	U.S.A.	3240	2262	2640	2915	3132	14189
3	HUNGARY	3150	2590	2380	2885	3168	14173
4	SWEDEN	3240	2057	2460	3200	3099	14056
5	AUSTRALIA	3210	1770	2880	2990	2853	13703
6	GERMANY	3130	1729	2800	2955	2985	13599
7	FINLAND	3120	2221	2560	2885	2754	13540
8	JAPAN	3210	1524	2860	2865	2943	13402
9	BRITAIN	3150	1688	2500	3030	2784	13152
10	AUSTRIA	3270	2467	2260	2525	2091	12613
11	MEXICO	3240	1196	2040	2550	2520	11546

Results by Event—Résultat**Equestrian—Equestre****—Individual—**

Place	Name	Country	Horse Name	Time	Obst Pnlty	Points
1	Flores, E. M.	MEXICO	Miss Kamisakae	2'39"6	0	1100
2	Trost, Rudolf	AUSTRIA	Hidakahikari	2'49"6	0	1100
3	Jansson, Bo Herman	SWEDEN	Lightrose	2'58"5	0	1100
4	Gloffka, Aquiles	CHILE	Miss Kamisakae	3'03"5	0	1100
5	Birnbaum, Udo	AUSTRIA	Yoshiru	3'09"8	0	1100
6	Kirkwood, David Arthur	U.S.A.	Swallow	3'13"7	0	1100
7	Junefelt, Rolf Ingmar	SWEDEN	Ichihime	3'14"8	0	1100
8	Goedicke, Wolfgang	GERMANY	Swallow	3'16"7	0	1100
9	McMiken, Donald Fraser	AUSTRALA	Supa-Oo	3'17"1	0	1100
10	Fukutome, Yoshihide	JAPAN	Izumihope	3'31"4	0	1100
11	Rios, D. R.	MEXICO	Daiichi-Houn	2'34"3	30	1070
12	Polzhuber, Herbert	AUSTRIA	Nogiku	2'39"7	30	1070
13	Finnis, Benjamin F.	BRITAIN	Supa-Oo	2'45"3	30	1070
14	Padilla, Enrique	MEXICO	Nogiku	2'45"8	30	1070
15	Torok, Ferenc	HUNGARY	Hishiichi	2'52"2	30	1070
16	Moore, James Warren	U.S.A.	Ichifujihomare	3'03"5	30	1070
17	Phelps, Robert Lawson	BRITAIN	Lightrose	3'14"7	30	1070
18	Pesthy, Paul Karoly	U.S.A.	Ichifujihomare	3'14"7	30	1070
19	Macken, Peter Neville	AUSTRALA	Kurackhime	3'19"8	30	1070
20	Adler, Uwe	GERMANY	Wakamidori	3'20"8	30	1070
21	Uchino, Shigeaki	JAPAN	Ichihime	3'24"3	30	1070
22	Hotanen, Jorma Olavi	FINLAND	Izumihope	2'46"2	60	1040
23	Vanhala, Keijo K. V.	FINLAND	Haihou	2'47"4	60	1040
24	Mineev, Victor	U.S.S.R.	Yoshiru	2'54"4	60	1040
25	Kaaja, Kari Juhani	FINLAND	Daiichi-Houn	2'56"4	60	1040
26	Novikov, Igor	U.S.S.R.	Hishiichi	2'59"9	60	1040
27	Torok, Otto	HUNGARY	Minchikari	3'13"7	60	1040

28	Mino, Shigeki	JAPAN	Wakamidori	3'16"2	60	1040
29	Liljenwall, Hans-Gunnar	SWEDEN	Hidakahikari	3'18"7	60	1040
30	Nagy, Imre	HUNGARY	Minehikari	3'20"7	60	1040
31	Page, Duncan	AUSTRALA	Haihou	3'32"8	60	1040
32	Fox, Jeremy Robert	BRITAIN	Top-Reito	3'10"0	90	1010
33	Mokeev, Albert	U.S.S.R.	Kanehorai	2'54"4	130	970
34	Frings, Elmar	GERMANY	Buzentop	3'32"7	140	960
35	Choi, Kui Seung	KOREA	Top-Reito	2'50"4	150	950
36	Pereira, Jose Wilson	BRAZIL	Kanehorai	3'16"9	160	940
37	Ottaviani, Alfonso	ITALY	Yamahiro	3'23"4	160	940

Equestrian—Equestre

—Team—

Place	Country	Name	Horse Name	Time	Obst Pnlty	Points
1	AUSTRIA	Trost, Rudolf	Hidakahikari	2'49"6	0	1100
		Birnbaum, Udo	Yoshiru	3'09"8	0	1100
		Polzhuber, Herbert	Nogiku	2'39"7	30	1070
						3270 T
2	MEXICO	Flores, E. M.	Miss Kamisakae	2'39"6	0	1100
		Rios, D. R.	Daiichi-Houn	2"34"3	30	1070
		Padilla, Enrique	Nogiku	2'48"8	30	1070
						3240 T
3	U.S.A.	Kirkwood, David Arthur	Swallow	3'13"7	0	1100
		Moore, James Warren	Ichifujihomare	3'03"5	30	1070
		Pesthy, Paul Karoly	Ichifujihomare	3'14"7	30	1070
						3204 T
4	SWEDEN	Jansson, Bo Herman	Lightrose	2'58"5	0	1100
		Junefelt, Rolf Ingmar	Ichihime	3'14"8	0	1100
		Liljenwall, Hans-Gunnar	Hidakahikari	3'18"7	60	1040
						3240 T
5	AUSTRALA	McMiken, Donald Fraser	Supa-Oo	3'17"1	0	1100
		Macken, Peter Neville	Kurackhime	3'19"8	30	1070
		Page, Duncan	Haihou	3'32"8	60	1040
						3210 T
6	JAPAN	Fukutome, Yoshihide	Izumihope	3'31"4	0	1100
		Uchino, Shigeaki	Ichihime	3'24"3	30	1070
		Mino, Shigeki	Wakamidori	3'16"2	60	1040
						3210 T
7	BRITAIN	Finnis, Benjamin F.	Supa-Oo	2'45"8	30	1070
		Phelps, Robert Lawson	Lightrose	3'14"7	30	1070
		Fox, Jeremy Robert	Top-Reito	3'10"0	90	1010
						3150 T
8	HUNGARY	Torok, Ferenc	Hishiichi	2'52"2	30	1070
		Torok, Otto	Minehikari	3'13"7	60	1040
		Nagy, Imre	Minehikari	3'20"7	60	1040
						3150 T
9	GERMANY	Goedicke, Wolfgang	Swallow	3'16"7	0	1100
		Adler, Uwe	Wakamidori	3'20"8	30	1070
		Frings, Elmar	Buzentop	3'32"7	140	960
						3130 T
10	FINLAND	Hotanen, Jorma Olavi	Izumihope	2'46"2	60	1040
		Vanhala, Keijo K. V.	Haihou	2'47"4	60	1040
		Kaaja, Kari Juhani	Daiichi-Houn	2'56"4	60	1040
						3120 T

11	U.S.S.R.	Mineev, Victor	Yoshiru	2'54"4	60	1040
		Novikov, Igor	Hishiichi	2'59"9	60	1040
		Mokeev, Albert	Kanehorai	2'54"4	130	970
						3050 T

Fencing==Escrime**—Individual—**

Place	Name	Country	Victories	Touches Received	Touches Scored	Points
1	Torok, Ferenc	HUNGARY	27	13	30	1000
2	Nagy, Imre	HUNGARY	24	17	29	892
3	Trost, Rudolf	AUSTRIA	24	21	33	892
4	Ottaviani, Alfonso	ITALY	23	18	28	856
5	Novikov, Igor	U.S.S.R.	23	19	32	856
6	Torok, Otto	HUNGARY	22	16	26	820
7	Pesthy, Paul Karoly	U.S.A.	22	21	29	820
8	Phelps, Robert Lawson	BRITAIN	22	22	30	820
9	Mineev, Victor	U.S.S.R.	22	24	33	820
10	Polzhuber, Herbert	AUSTRIA	21	19	26	784
11	Venhala, Keijo K. V.	FINLAND	21	20	27	784
12	Liljenwall, Hans-Gunnar	SWEDEN	21	21	27	784
13	Kirkwood, David Arthur	U.S.A.	21	23	29	784
14	Birnbaum, Udo	AUSTRIA	20	20	24	748
15	Mokeev, Albert	U.S.S.R.	20	21	25	748
16	Jannson, Bo Herman	SWEDEN	20	22	26	748
17	Kaaja, Kari Juhani	FINLAND	19	20	23	712
18	Goedicke, Wolfgang	GERMANY	19	22	24	712
19	Hotanen, Jorma Olavi	FINLAND	18	22	23	676
20	Moore, James Warren	U.S.A.	18	34	35	676
21	Macken, Peter Neville	AUSTRALA	17	21	19	640
22	Pereira, Jose Wilson	BRAZIL	17	23	21	640
23	Frings, Elmar	GERMANY	17	25	23	640
24	Flores, E. M.	MEXICO	16	22	18	604
25	Finnis, Benjamin F.	BRITAIN	16	26	25	604
26	Mino, Shigeaki	JAPAN	16	28	24	604
27	McMiken, Donald Fraser	AUSTRALA	16	29	25	604
28	Page, Duncan	AUSTRALA	15	27	21	568
29	Junefelt, Rolf Ingmar	SWEDEN	15	27	21	568
30	Adler, Uwe	GERMANY	14	25	18	532
31	Gloffka, Aquiles	CHILE	14	25	18	532
32	Uchino, Shigeaki	JAPAN	13	29	19	496
33	Padilla, Enrique	MEXICO	12	31	21	460
34	Fukutome, Yoshihide	JAPAN	11	35	20	424
35	Choi Kui Seung	KOREA	10	29	14	388
36	Fox, Jeremy Robert	BRITAIN	7	39	17	280
37	Rios, D. R.	MEXICO	5	35	9	208

Fencing==Escrime**—Team—**


Place	Country	Name	Victories	Touches Received	Touches Scored	Points
1	HUNGARY	Torok, Ferenc	23	11	24	959
		Nagy, Imre	20	17	25	836
		Torok, Otto	19	15	23	795
						2590 T

2	AUSTRIA	Trost, Rudolf	22	19	31	918
		Birnbaum, Udo	19	17	23	795
		Polzhuber, Herbert	18	17	22	754
						2467 T
3	U.S.S.R.	Novikov, Igor	21	16	29	877
		Mineev, Victor	20	22	31	836
		Mokeev, Albert	16	21	21	672
						2385 T
4	U.S.A.	Pesthy, Paul Karoly	20	19	27	836
		Kirkwood, David Arthur	19	19	26	795
		Moore, James Warren	15	33	32	631
						2262 T
5	FINLAND	Vanhala, Keijo K. V.	21	14	25	877
		Kaaja, Kari Juhani	16	19	19	672
		Hotanen, Jorma Olavi	16	20	21	672
						2221 T
6	SWEDEN	Jansson, Bo Herman	17	20	22	713
		Liljenwall, Hans-Gunnar	17	21	23	713
		Junefelt, Rolf Ingmar	15	22	20	631
						2057 T
7	AUSTRALA	Macken, Peter Neville	14	19	15	590
		Page, Duncan	14	24	20	590
		McMiken, Donald Fraser	14	27	23	590
						1770 T
8	GERMANY	Goedicke, Wolfgang	17	19	21	713
		Frings, Elmar	13	24	18	549
		Adler, Uwe	11	24	15	467
						1729 T
9	BRITAIN	Phelps, Robert Lawson	21	19	29	877
		Finnis, Benjamin F.	13	25	21	549
		Fox, Jeremy Robert	6	36	16	262
						1688 T
10	JAPAN	Mino, Shigeaki	15	25	23	631
		Uchino, Shigeaki	11	27	17	467
		Fukutome, Yoshihide	10	30	17	426
						1524 T
11	MEXICO	Flores, E. M.	12	21	13	508
		Padilla, Enrique	11	28	20	467
		Rios, D. R.	5	31	9	221
						1196 T

Shooting—Tir**—Individual—**

Place	Name	Country	Series				Target Scores	Points
			1	2	3	4		
1	Mokeev, Albert	U.S.S.R.	50	50	49	49	198	1060
2	Adler, Uwe	GERMANY	49	49	48	50	196	1020
3	Novikov, Igor	U.S.S.R.	50	49	48	49	196	1020
4	Macken, Peter Neville	AUSTRALA	49	50	49	48	196	1020
5	Fukutome, Yoshihide	JAPAN	50	49	49	48	196	1020
6	Uchino, Shigeaki	JAPAN	50	49	49	48	196	1020
7	McMiken, Donald Fraser	AUSTRALA	49	48	50	48	195	1000
8	Finnis, Benjamin F.	BRITAIN	49	49	48	48	194	980
9	Nagy, Imre	HUNGARY	47	48	48	50	193	960
10	Torok, Ferenc	HUNGARY	49	47	48	49	193	960

11	Junefelt, Rolf Ingmar	SWEDEN	49	48	48	48	193	960
12	Moore, James Warren	U.S.A.	50	47	48	48	193	960
13	Mineev, Victor	U.S.S.R.	49	49	49	46	193	960
14	Frings, Elmar	GERMANY	46	49	49	48	192	940
15	Birnbaum, Udo	AUSTRIA	48	47	49	48	192	940
16	Pereira, Jose Wilson	BRAZIL	49	48	48	47	192	940
17	Kirkwood, David Arthur	U.S.A.	48	48	49	46	191	920
18	Kaaja, Kari Juhani	FINLAND	49	46	48	47	190	900
19	Rios, D. R.	MEXICO	49	45	47	47	188	860
20	Page, Duncan	AUSTRALA	47	46	49	46	188	860
21	Vanhala, Keijo K. V.	FINLAND	50	46	46	46	188	860
22	Goedicke, Wolfgang	GERMANY	47	47	47	46	187	840
23	Ottaviani, Alfonso	ITALY	49	45	48	45	187	840
24	Mino, Shigeki	JAPAN	45	46	47	48	186	820
25	Fox, Jeremy Robert	BRITAIN	48	47	42	48	185	800
26	Hotanen, Jorma Olavi	FINLAND	45	46	47	47	185	800
27	Gloffka, Aquiles	CHILE	45	45	46	48	184	780
28	Jansson, Bo Herman	SWEDEN	48	45	45	46	184	780
29	Pesthy, Paul Karoly	U.S.A.	43	49	46	45	183	760
30	Phelps, Robert Lawson	BRITAIN	47	45	42	47	181	720
31	Liljenwall, Hans-Gunnar	SWEDEN	46	50	47	38	181	720
32	Polzhuber, Herbert	AUSTRIA	48	44	42	46	180	700
33	Padilla, Enrique	MEXICO	42	46	45	44	177	640
34	Choi, Kui Seung	KOREA	43	47	46	41	177	640
35	Trost, Rudolf	AUSTRIA	44	43	43	46	176	620
36	Flores, E. M.	MEXICO	41	45	44	42	172	540
37	Torok, Otto	HUNGARY	48	27	47	46	168	460



A. Mokeev (URS) scoring the highest points in the shooting

A. Mokeev (URS) totalisant le plus grand nombre de points de Tir

Shooting==Tir**—Team—**

Place	Country	Name	Series				Target Scores	Points
			1	2	3	4		
1	U.S.S.R.	Mokeev, Albert	50	50	49	49	198	1060
		Novikov, Igor	50	49	48	49	196	1020
		Mineev, Victor	49	49	49	46	193	960
							3040 T	
2	AUSTRALIA	Macken, Peter Neville	49	50	49	48	196	1020
		McMiken, Donald Fraser	49	48	50	48	195	1000
		Page, Duncan	47	46	49	46	188	860
							2880 T	
3	JAPAN	Fukutome, Yoshihide	50	49	49	48	196	1020
		Uchino, Shigeaki	50	49	49	48	196	1020
		Mino, Shigeaki	45	46	47	48	186	820
							2860 T	
4	GERMANY	Adler, Uwe	49	49	48	50	196	1020
		Frings, Elmar	46	49	49	48	192	940
		Goedicke, Wolfgang	47	47	47	46	187	840
							2800 T	
5	U.S.A.	Moore, James Warren	50	47	48	48	193	960
		Kirkwood, David Arthur	48	48	49	46	191	920
		Pesthy, Paul Karoly	43	49	46	45	183	760
							2640 T	
6	FINLAND	Kaaja, Kari Juhani	49	46	48	47	190	900
		Vanhara, Keijo K. V.	50	46	46	46	188	860
		Hotanen, Jorma Olavi	45	46	47	47	185	800
							2560 T	
7	BRITAIN	Finnis, Benjamin F.	49	49	48	48	194	980
		Fox, Jeremy Robert	48	47	42	48	185	800
		Phelps, Robert Lawson	47	45	42	47	181	720
							2500 T	
8	SWEDEN	Junefelt, Rolf Ingmar	49	48	48	48	193	960
		Jansson, Bo Herman	48	45	45	46	184	780
		Liljenwall, Hans-Gunnar	46	50	47	38	181	720
							2460 T	
9	HUNGARY	Nagy, Imre	47	48	48	50	193	960
		Torok, Ferenc	49	47	48	49	193	960
		Torok, Otto	48	27	47	46	168	460
							2380 T	
10	AUSTRIA	Birnbaum, Udo	48	47	49	48	192	940
		Polzhuber, Herbert	48	44	42	46	180	700
		Trost, Rudolf	44	43	43	46	176	620
							2260 T	
11	MEXICO	Rios, D. R.	49	45	47	47	188	860
		Padilla, Enrique	42	46	45	44	177	640
		Flores, E. M.	41	45	44	42	172	540
							2040 T	

Swimming==Natation**—Individual—**

Place	Name	Country	Time	Points
1	Jansson, Bo Herman	SWEDEN	3'45"2	1075
2	Junefelt, Rolf Ingmar	SWEDEN	3'46"2	1070
3	Liljenwall, Hans-Gunnar	SWEDEN	3'49"2	1055
4	Fox, Jeremy Robert	BRITAIN	3'49"5	1055
5	Novikov, Igor	U.S.S.R.	3'49"5	1055

6	Mineev, Victor	U.S.S.R.	3'50"1	1050
7	Mokeyev, Albert	U.S.S.R.	3'51"0	1045
8	Macken, Peter Neville	AUSTRALA	3'53"1	1035
9	Vanhala, Keijo K. V.	FINLAND	3'53"9	1035
10	Pereira, Jose Wilson	BRAZIL	3'55"9	1025
11	Uchino, Shigeaki	JAPAN	3'57"4	1015
12	Adler, Uwe	GERMANY	3'59"5	1005
13	Phelps, Robert Lawson	BRITAIN	3'59"7	1005
14	Page, Duncan	AUSTRALA	4'01"7	995
15	Moore, James Warren	U.S.A.	4'02"4	990
16	Torok, Otto	HUNGARY	4'03"0	985
17	Gloffka, Aquiles	CHILE	4'04"3	980
18	Pesthy, Paul Karoly	U.S.A.	4'04"9	980
19	Goedicke, Wolfgang	GERMANY	4'05"1	975
20	Frings, Elmar	GERMANY	4'05"3	975
21	Finnis, Benjamin F.	BRITAIN	4'06"4	970
22	McMiken, Donald Fraser	AUSTRALA	4'08"1	960
23	Torok, Ferenc	HUNGARY	4'08"3	960
24	Rios, D. R.	MEXICO	4'10"3	950
25	Fukutome, Yoshihide	JAPAN	4'10"4	950
26	Kaaja, Kari Juhani	FINLAND	4'11"1	945
27	Kirkwood, David Arthur	U.S.A.	4'11"5	945
28	Nagy, Imre	HUNGARY	4'12"7	940
29	Ottaviani, Alfonso	ITALY	4'15"2	925
30	Hotanen, Jorma Olavi	FINLAND	4'19"6	905
31	Mino, Shigeaki	JAPAN	4'20"1	900
32	Trost, Rudolf	AUSTRIA	4'30"9	850
33	Flores, E. M	MEXICO	4'31"2	845
34	Birnbaum, Udo	AUSTRIA	4'32"5	840
35	Polzhuber, Herbert	AUSTRIA	4'33"2	835
36	Padilla, Enrique	MEXICO	4'49"5	755
37	Choi, Kui Seung	KOREA	5'16"9	620

Swimming==Natation**—Team—**


Place	Country	Name	Time	Points
1	SWEDEN	Jansson, Bo Herman	3"45"2	1075
		Junefelt, Rolf Ingmar	3'46"2	1070
		Liljenwall, Hans-Gunnar	3'49"2	1055
				3200 T
2	U.S.S.R.	Novikov, Igor	3'49"5	1055
		Mineev, Victor	3'50"1	1050
		Mokeyev, Albert	3'51"0	1045
				3150 T
3	BRITAIN	Fox, Jeremy Robert	3'49"5	1055
		Phelps, Robert Lawson	3'59"7	1005
		Finnis, Benjamin F.	4'06"4	970
				3030 T
4	AUSTRALA	Macken, Peter Neville	3'53"1	1035
		Page, Duncan	4'01"7	995
		McMiken, Donald Fraser	4'08"1	960
				2990 T
5	GERMANY	Adler, Uwe	3'59"5	1005
		Goedicke, Wolfgang	4'05"1	975
		Frings, Elmar	4'05"3	975
				2955 T

6	U.S.A.	Moore, James Warren	4'02"4	990	T
		Pesthy, Paul Karoly	4'04"9	980	
		Kirkwood, David Arthur	4'11"5	945	
				2915	
7	HUNGARY	Torok, Otto	4'03"0	985	T
		Torok, Ferenc	4'08"3	960	
		Nagy, Imre	4'12"7	940	
				2885	
8	FINLAND	Vanhala, Keijo K.V.	3'53"9	1035	T
		Kaaja, Kari Juhani	4'11"1	945	
		Hotanen, Jorma Olavi	4'19"6	905	
				2885	
9	JAPAN	Uchino, Shigeaki	3'57"4	1015	T
		Fukutome, Yoshihide	4'10"4	950	
		Mino, Shigeaki	4'20"1	900	
				2865	
10	MEXICO	Rios, D. R.	4'10"3	950	T
		Flores, E. M.	4'31"2	845	
		Pabilla, Enrique	4'49"5	755	
				2550	
11	AUSTRIA	Trost, Rudolf	4'30"9	850	T
		Birnbaum, Udo	4'32"5	840	
		Polzhuber, Herbert	4'33"2	835	
				2525	

Cross-Country**—Individual—**

Place	Name	Country	Time	Points
1	Mokeyev, Albert	U.S.S.R.	13'48"0	1216
2	Moore, James Warren	U.S.A.	13'55"0	1195
3	Macken, Peter Neville	AUSTRALA	14'16"6	1132
4	Fox, Jeremy Robert	BRITAIN	14'17"2	1129
5	Torok, Ferenc	HUNGARY	14'18"7	1126
6	Novikov, Igor	U.S.S.R.	14'28"4	1096
7	Fukutome, Yoshihide	JAPAN	14'29"4	1093
8	Ottaviani, Alfonso	ITALY	14'30"8	1090
9	Liljenwall, Hans-Gunnar	SWEDEN	14'38"6	1066
10	Jansson, Bo Herman	SWEDEN	14'41"8	1057
11	Nagy, Imre	HUNGARY	14'46"8	1042
12	Hotanen, Jorma Olavi	FINLAND	14'49"8	1033
13	Goedicke, Wolfgang	GERMANY	14'50"2	1030
14	Adler, Uwe	GERMANY	14'51"2	1027
15	Mineev, Victor	U.S.S.R.	14'52"4	1024
16	Uchino, Shigeaki	JAPAN	14'54"2	1018
17	Torok, Otto	HUNGARY	15'00"0	1000
18	Junefeldt, Rolf Ingmar	SWEDEN	15'08"2	976
19	Kirkwood, David Arthur	U.S.A.	15'09"7	973
20	Pesthy, Paul Karoly	U.S.A.	15'12"1	964
21	Frings, Elmar	GERMANY	15'24"1	928
22	Kaaja, Kari Juhani	FINLAND	15'32"5	904
23	McMiken, Donald Fraser	AUSTRALA	15'34"2	898
24	Rios, D. R.	MEXICO	15'38"3	886
25	Finnis, Benjamin F.	BRITAIN	15'44"6	868
26	Padilla, Enrique	MEXICO	15'55"4	835
27	Mino, Shigeaki	JAPAN	15'56"9	832
28	Page, Duncan	AUSTRALA	15'59"9	823
29	Vanhala, Keijo K. V.	FINLAND	16'01"9	817

30	Flores, E. M.	MEXICO	16'07"9	799
31	Birnbaum, Udo	AUSTRIA	16'08"9	796
32	Phelps, Robert Lawson	BRITAIN	16'11"2	787
33	Pereira, Jose Wilson	BRAZIL	16'29"1	733
34	Gloffka, Aquiles	CHILE	16'35"9	715
35	Polzhuber, Herbert	AUSTRIA	16'54"9	658
36	Trost, Rudolf	AUSTRIA	17'01"2	637
37	Choi, Kui Seung	KOREA	19'23"6	211




F. Torok (HUN) the Gold medalist during the cross-country section

F. Torok (HUN), titulaire de la médaille d'Or pendant cross-country

Cross-Country

—Team—


Place	Country	Name	Time	Points
1	U.S.S.R.	Mokeev, Albert	13'48"0	1216
		Novikov, Igor	14'28"4	1096
		Minceev, Victor	14'52"4	1024
				3336 T
2	HUNGARY	Torok, Ferenc	14'18"7	1126
		Nagy, Imre	14'46"8	1042
		Torok, Otto	15'00"0	1000
				3168 T
3	U.S.A.	Moore, James Warren	13'55"0	1195
		Kirkwood, David Arthur	15'09"7	973
		Pesthy, Paul Karoly	15'12"1	964
				3132 T
4	SWEDEN	Liljenwall, Hans-Gunnar	14'38"6	1066
		Jansson, Bo Herman	14'41"8	1057
		Junefelt, Rolf Ingmar	15'08"2	976
				3099 T
5	GERMANY	Goedicke, Wolfgang	14'50"2	1030
		Adler, Uwe	14'51"2	1027
		Frings, Elmar	15'24"1	928
				2985 T
6	JAPAN	Fukutome, Yoshihide	14'29"4	1093
		Uchino, Shigeaki	14'54"2	1018
		Mino, Shigeaki	15'56"9	832
				2943 T
7	AUSTRALIA	Macken, Peter Neville	14'16"6	1132
		McMiken, Donald Fraser	15'34"2	898
		Page, Duncan	15'59"9	823
				2853 T
8	BRITAIN	Fox, Jeremy Robert	14'17"2	1129
		Finnis, Benjamin F.	15'44"6	868
		Phelps, Robert Lawson	16'11"2	787
				2784 T
9	FINLAND	Hotanen, Jorma Olavi	14'49"8	1033
		Kaaja, Kari Juhani	15'32"5	904
		Vanhala, Keijo K. V.	16'01"9	817
				2754 T
10	MEXICO	Rios, D. R.	15'38"3	886
		Padilla, Enrique	15'55"4	835
		Flores, E. M.	16'07"9	799
				2520 T
11	AUSTRIA	Birnbaum, Udo	16'08"9	796
		Polzhuber, Herbert	16'54"9	658
		Trost, Rudolf	17'01"2	637
				2091 T



D. Page (AUS) shows his form during the Modern Pentathlon Equestrian event at Asaka Nezu Park (above)

(middle) F. Torok (HUN) who won the individual events shown during the Fencing


(below) I. Novikov (URS) who was second is seen during the Shooting event





Individual events won by F. Torok (HUN)


The Cross-Country section of the Modern Pentathlon took place at Kemigawa






Team winners ① U.S.S.R. ② Hungary ③ U.S.A.





The start of the Swimming event for the Modern Pentathlon



The finish of the Cross-Country event of the Modern Pentathlon



Equestrian Sports==Sport Equestre

International Equestrian Federation

President S.A.R. Le Prince Des Pays-Bas

Secretary-General

H. De Menten De Horne

Technical Delegate

H. De Menten De Horne

P. O. Mayorga Equioiz

B. Bruni

Japan Equestrian Federation

President Suzuki, Hajime

Secretary-General

Nomura, Keiji

Technical Delegate Attached to the Organizing Committee

Kido, Shunzo

Appeal Jury

President S. A. R. Le Prince Pays-Bas

Member A. Sarasin

Suzuki, Hajime

Dressage Jury

Grand Prix Dressage

President F. Jandl

Member Margot

Nybreaus

Three-Day Event

President Nybreaus

Member H. V. Simpson

V. Stoytchev

Olympic Grand Prix Jumping

President J. M. Cavanillas

Member P. O. Mayorga Equioiz

Yusa, Kohei

Time Table

Date	Time	Venue	Test
14th Oct.		Karuizawa	Three-day Event <1st inspection of course of Endurance test>
15th Oct.		Karuizawa	Three-day Event <1st examination of horses> <2nd inspection of course of Endurance test> <Presentation of participants>
16th Oct.	09:30	Karuizawa	Three-day Event <Dressage>
17th Oct.	09:30	Karuizawa	Three-day Event <Dressage>
18th Oct.	09:30	Karuizawa	Three-day Event <Endurance test>
19th Oct.	09:00 13:00 16:00	Karuizawa	Three-day Event <3rd examination of horses> <Jumping test> <Award of Prize>
22nd Oct.	08:30	Equestrian Park	Grand Prix Dressage
23rd Oct	10:00 13:00	Equestrian Park	Grand Prix Dressage <Ride-off Test> <Award of Prize>
24th Oct.	07:30 11:30	National Stadium	Olympic Grand Prix Jumping <1st round> Demonstration by Winner of Grand Prix Dressage
24th Oct.	13:00 15:40	National Stadium	Olympic Grand Prix <2nd round> <Award of Prize>



The Sacred Fire Cauldron at Karuizawa
Le Chaudron de la Flamme Olympique, à Karuizawa

Grand Prix Dressage OCT. 22~23 (Equestrian Park)**Previous Olympic Winners**

1912	C. Bonde	SWEDEN
1920	J. Lundblad	SWEDEN
1924	E. Von Linder	SWEDEN
1928	C. Von Langen	GERMANY
1932	F. Lesage	FRANCE
1936	H. Pollay	GERMANY
1948	H. Moser	SWITZ
1952	H. Saint Cyr	SWEDEN
1956	H. Saint Cyr	SWEDEN
1960	S. Filatov	U. S. S. R.

Previous Olympic Winning Teams

1928	GERMANY
1932	FRANCE
1936	—
1948	SWEDEN
1952	SWEDEN
1956	SWEDEN
1960	—

Individual 9 countries 22 competitors

Time allowed: 12 min. 30, Ride-off Test: 6 min. 30

Place	Name	Country	Horse Name	Points	Ride off Points	Total Points
1	Chammartin, Henri	SWITZ	Woermann	870.0	634.0	1504.0
2	Boldt, Harry	GERMANY	Remus	889.0	614.0	1503.0
3	Filatov, Sergey	U.S.S.R.	Absent	847.0	639.0	1486.0
4	Fischer, Gustav	SWITZ	Wald	854.0	631.0	1485.0
5	Neckermann, Josef	GERMANY	Antoinette	832.0	597.0	1429.0
6	Klimke, Reiner	GERMANY	Dux	837.0	567.0	1404.0
7	Gossweiler, Marianne	SWITZ	Stephan	802.0	—	802.0
8	De La Tour, Patricia G.	U.S.A.	Path Patrick	783.0	—	783.0
9	Hamilton, William	SWEDEN	Delicado	777.0	—	777.0
10	Kizimov, Ivan	U.S.S.R.	Ikhhor	758.0	—	758.0
11	Wikne, Hans	SWEDEN	Gaspari	753.0	—	753.0
12	Hall, Johanna Sybille	BRITAIN	Conversano Caprice	743.0	—	743.0
13	D. Alessandri, F. Obdulio	ARGENTIN	Vidriero	734.0	—	734.0
14	Newberry, Anne Jessica	U.S.A.	Forstrat	707.0	—	707.0
15	Kalita, Ivan	U.S.S.R.	Moar	706.0	—	706.0
16	Inoue, Kikuko	JAPAN	Katsunobori	648.0	—	643.0
17	Mcintosh, Karen Stuart	U.S.A.	Malteser	640.0	—	640.0
18	Fischer-Credo, Inez	CANADA	Gordina	597.0	—	597.0
19	Okabe, Nagahira	JAPAN	Seiha	589.5	—	589.5
20	Hanson, Christilot	CANADA	Bonheur	549.0	—	549.0
21	Matsudaira, Yorisuke	JAPAN	Hamachidori	542.0	—	542.0
22	Ljungquist, Bengt	SWEDEN	Karat	538.0	—	538.0

**Grand Prix Dressage individual event winners****Les vainqueurs de l'épreuve individuelle du Grand Prix de Dressage**

- ① H. Chammartin (SWI)
- ② H. Boldt (GER)
- ③ S. Filatov (URS)



Grand Prix Dressage team winners
Les vainqueurs de l'épreuve du Grand Prix de Dressage d'équipe
 ① GERMANY ② SWITZ ③ U.S.S.R.

Team	6 countries	6 teams			
Place	Country	Name	Horse	Points	
1	GERMANY	Boldt, Harry	Remus	889.0	
		Klimke, Reiner	Dux	837.0	
		Neckermann, Josef	Antoinette	832.0	
		Tot.		2558.0	
2	SWITZ	Chammartin, Henri	Woermann	870.0	
		Fischer, Gustav	Wald	854.0	
		Gossweiler, Marianne	Stephan	802.0	
		Tot.		2526.0	
3	U.S.S.R.	Filatov, Sergey	Absent	847.0	
		Kizimov, Ivan	Ikhor	758.0	
		Kalita, Ivan	Moar	706.0	
		Tot.		2311.0	
4	U.S.A.	De La Tour, Patricia G.	Rath Patrick	783.0	
		Newberry, Anne Jessica	Forstrat	707.0	
		Mcintosh, Karen Stuart	Malteser	640.0	
		Tot.		2130.0	
5	SWEDEN	Hamilton, William	Delicado	777.0	
		Wikne, Hans	Gaspari	753.0	
		Ljungquist, Bengt	Karat	538.0	
		Tot.		2068.0	
6	JAPAN	Inoue, Kikuo	Katsunobori	648.0	
		Okabe, Nagahira	Seiha	589.5	
		Matsudira, Yorisuke	Hamachidori	542.0	
		Tot.		1779.5	

Three-Day Event=Concours Complet d'Equitation Oct. 16~19 Karuizawa**Previous Olympic Winners**

1912	A. Nordlander	SWEDEN
1920	H. Morner	SWEDEN
1924	A. Van Der Voort Van Zijp	NETHLAND
1928	F. De Mortanges	NETHLAND
1932	F. De Mortanges	NETHLAND
1936	L. Stubbendorf	GERMANY
1948	B. Chevallier	FRANCE
1952	H. Von Blixen-Finecke	SWEDEN
1956	P. Kastenman	SWEDEN
1960	L. L. Morgan	AUSTRALA

Previous Olympic Winning Teams

1912	SWEDEN
1920	SWEDEN
1924	NETHLAND
1928	NETHLAND
1932	U.S.A.
1936	GERMANY
1948	U.S.A.
1952	SWEDEN
1956	BRITAIN
1960	AUSTRALA

Individual 12 countries 48 competitors

Place	Rider	Country	Horse Name	Dressage Penalty	Endurance		Test Total	Jumping Penalty	Grand Total	
					Penalty	Bonus St. Cros.				
1	Checcoli, Mauro	ITALY	Surbean	54.00	0.0	37.6	80.8	P118.4	0.00	P64.40
2	Moratorio, Carlos Alberto	ARGENTIN	Chalan	42.00	0.0	35.2	63.2	P 98.4	0.00	P56.40
3	Ligges, Fritz	GERMANY	Donkosak	32.00	0.0	35.2	56.0	P 91.2	10.00	P49.20
4	Page, Michael Owen	U.S.A.	Grasshopper	43.00	0.0	25.6	64.8	P 90.4	0.00	P47.40
5	Cameron, Anthony	IRELAND	Black Salmon	70.67	0.0	37.6	79.6	P117.2	0.00	P46.53
6	Karsten, Horst	GERMANY	Condora	49.00	0.0	35.2	60.4	P 95.6	10.00	P36.60
7	Roycroft, James W. G.	AUSTRALA	Eldorado	65.00	0.0	37.6	59.6	P 97.2	0.00	P32.20
8	Meade, Richard John H.	BRITAIN	Barberry	52.67	0.0	37.6	80.8	P118.4	36.00	P29.73
9	Jones, Reuben Samuel	BRITAIN	Master Bernard	35.00	0.0	37.6	53.6	P 91.2	30.00	P26.20
10	Gaziumov, Herman	U.S.A.	Gran	57.33	20.0	37.6	63.2	P 80.8	0.00	P23.47
11	Angioni, Paolo	ITALY	King	65.33	0.0	32.0	71.2	P103.2	20.00	P17.87
12	Freeman, Kevin John	U.S.A.	Gallopade	69.67	0.0	37.6	59.2	P 96.8	10.00	P17.13
13	Cobcroft, Brien W. B.	AUSTRALA	Stony Crossing	100.00	0.0	37.6	80.8	P118.4	10.00	P 8.40
14	Ravano, Giuseppe	ITALY	Royal Love	69.67	20.0	30.4	62.8	P 73.2	0.00	P 3.53
15	Plumb, John Michael	U.S.A.	Bold Minstrel	42.67	0.0	0.8	43.2	P 44.0	0.00	P 1.33
16	Brennan, Thomas	IRELAND	Kilkenny	57.67	0.0	19.2	39.6	P 58.8	0.00	P 1.13
17	Flores, Elvio Jose	ARGENTIN	Legitima	68.33	0.0	35.2	40.4	P 75.6	10.00	2.73
18	Harty, John	IRELAND	San Michele	84.00	0.0	22.4	76.8	P 99.2	20.00	4.80
19	Konkov, Boris	U.S.S.R.	Rumb	63.67	0.0	20.0	33.2	P 53.2	0.50	10.97
20	Schulz, Gerhard	GERMANY	Balza, X	60.67	0.0	31.2	20.4	P 51.6	20.00	29.07
21	Deev, Pavel	U.S.S.R.	Satrap	61.33	0.0	21.6	47.6	P 69.2	40.00	32.13
22	Gonzalez Cabrera, J. R.	MEXICO	Condor	66.00	0.0	37.6	32.0	P 69.6	40.00	36.40
23	Le Goff, J. L. J.	FRANCE	Leopard	52.67	0.0	4.8	50.0	P 54.8	40.00	37.87
24	De Crouette De St Martin, J.	FRANCE	Mon Clos	62.67	25.0	8.0	51.2	P 34.2	10.00	38.47
25	Fuhrmann, Karl-Heinz	GERMANY	Mohamet	58.00	0.0	29.6	8.4	P 38.0	30.00	50.00
26	Mursalimov, Saibattal	U.S.S.R.	Dzhigit	50.67	60.0	23.2	43.6	P 6.8	10.00	53.87
27	Landon, Hugues	FRANCE	Laurier	50.33	20.0	16.0	6.8	P 2.8	10.00	57.53
28	Freeman Jackson, Harry	IRELAND	St. Finbarr	52.33	80.0	30.4	33.2	16.4	0.00	68.73
29	Gesualdi, Juan Carlos	ARGENTIN	Morrina	61.67	60.0	16.0	37.2	6.8	20.00	88.47
30	Kelly, John Wilson	AUSTRALA	Brigalow	64.67	120.0	37.6	69.2	13.2	30.00	107.84
31	Higareda Usi, Eduardo	MEXICO	Engano	61.67	88.0	0.0	0.0	88.0	10.00	159.67
32	Mendivil Yocupicio, M.	MEXICO	Xihuilt	69.67	108.4	0.0	0.0	108.4	0.00	178.07
33	Dupont, Helena Allaire	U.S.A.	Mr. Wister	52.33	176.0	34.4	0.0	141.6	30.00	223.93
34	Chiba, Mikio	JAPAN	Mauta	63.67	174.8	0.0	0.0	174.8	30.00	268.47
—	Henry, Julio Efrain	ARGENTIN	Imperioso	60.33	119.4	5.6	0.0	113.8		
—	Lavis, Neale John	AUSTRALA	Mirrabooka	58.33	60.0	36.0	39.2	P 15.2		
—	Argenton, Alessandro	ITALY	Scottie	59.67	140.0	35.2	35.6	65.2		
—	Madrigal Polanco, Joaquin	MEXICO	Principiante	69.33						
—	Templer, James Robert	BRITAIN	M-Lord, Connolly	42.67						

—	Matsudaira, Masaki	JAPAN	Nippo	73.33
—	Maeda, Rikutoshi	JAPAN	Hogetsu	76.00
—	Katsumoto, Masanori	JAPAN	Eiten	72.00
—	Cho, Hyung Won	KOREA	General	81.00
—	Suh, Myoung Won	KOREA	Marshall	84.33
—	Kim, Young Ro	KOREA	Mudgeogongah	86.67
—	Bullen, Michael F. S.	BRITAIN	Sea Breeze	54.33
—	Le Roy, Jehan	FRANCE	Garden	56.67
—	Kim, Moon Shik	KOREA	Silver Moon Light	91.17

Three-Day Event individual event winners

Les vainqueurs de l'épreuve individuelle de Concours Complet d'Equitation (ARG)

- ① M. Checcoli (ITA)
 ② C. Moratorio (ARG)
 ③ F. Ligges (GER)



Team 12 countries 12 teams

Place	Country	Rider	Horse Name	Endurance				Grand Total		
				Dressage Penalty	Penalty	Bonus St. Cros.	Test Jumping Total Penalty			
1	ITALY	Checcoli, Mauro	Surbean	54.00	0.0	37.6	80.0	P118.4	0.00	P64.40
		Angioni, Paolo	King	65.33	0.0	32.0	71.2	P 03.2	20.00	P17.87
		Ravano, Giuseppe	Royal Love	69.67	20.0	30.4	62.8	P 73.2	0.00	P 3.53
								Tot.	P85.80	
2	U.S.A.	Page, Michael Owen	Grasshopper	43.00	0.0	25.6	64.8	P 90.4	0.00	P47.40
		Freeman, Kevin John	Gallopade	69.67	0.0	37.6	59.2	P 96.8	10.00	P17.13
		Plumb, John Michael	Bold Minstrel	42.67	0.0	0.8	43.2	P 44.0	0.00	P 1.33
								Tot.	P65.86	
3	GERMANY	Ligges, Fritz	Donkosak	32.00	0.0	35.2	56.0	P 91.2	10.00	P49.20
		Karsten, Horst	Condora	49.00	0.0	35.2	60.4	P 95.6	10.00	P36.60
		Schulz, Gerhard	Balza, X	60.67	0.0	31.2	20.4	P 51.6	20.00	29.07
								Tot.	P56.73	
4	IRELAND	Cameron, Anthony	Black Salmon	70.67	0.0	37.6	79.6	P117.2	0.00	P46.53
		Brennan, Thomas	Kilkenny	56.67	0.0	19.2	39.6	P 58.8	0.00	P 1.13
		Harty, John	San Michele	84.00	0.0	22.4	76.8	P 99.2	20.00	4.80
								Tot.	P42.86	
5	U.S.S.R.	Gaziumov, Herman	Gran	57.33	20.0	37.6	63.2	P 80.8	0.00	P23.47
		Konkov, Boris	Rumb	63.67	0.0	20.0	33.2	P 53.2	0.50	10.97
		Deev, Pavel	Satrap	61.33	0.0	21.6	47.6	P 69.2	40.00	32.13
								Tot.	P19.63	
6	ARGENTIN	Moratorio, Carlos Alberto	Chalan	42.00	0.0	35.2	63.2	P 98.4	0.00	P56.40
		Flores, Elvio Jose	Legitima	68.33	0.0	35.2	40.4	P 75.6	10.00	2.73
		Gesualdi, Juan Carlos	Morrina	61.67	60.0	16.0	37.2	P 6.8	20.00	88.47
								Tot.	34.80	



Team Three-Day Event
L'équipe du Concours Complet
d'Equitation

- ① ITALY
 ② U.S.A.
 ③ GERMANY

7	AUSTRALA	Roycroft, James W. G.	Eldorado	65.00	0.0	37.6	59.6	P 97.2	0.00	P32.20
		Cobcroft, Brien W. B.	Stony Crossing	100.00	0.0	37.6	80.8	P118.4	10.00	P 8.40
		Kelly, John Wilson	Brigalow	64.67	120.0	37.6	69.2	13.2	30.00	107.87
Tot. 67.27										
8	FRANCE	Le Goff, J. L. J.	Leopard	52.67	0.0	4.8	50.0	P 54.8	40.00	37.87
		De Crouette De St. Martin, J.	Mon Clos	62.67	25.0	8.0	51.2	P 34.2	10.00	38.47
		Landon, Hugues	Laurier	50.33	20.0	16.0	6.8	P 2.8	10.00	57.53
Tot. 133.87										
9	MEXICO	Gonzalez Cabrera, J. R.	Condor	66.00	0.0	37.6	32.0	P 69.6	40.00	36.40
		Higaredo Usi, Eduardo	Engano	61.67	88.0	0.0	0.0	88.0	10.00	159.67
		Mendivil Yocupicio, M.	Xihuilt	69.67	108.4	0.0	0.0	108.4	0.00	178.07
Tot. 374.14										
—	BRITAIN	Meade, Richard John H.	Barberry	52.67	0.0	37.6	80.8	P118.4	36.00	P29.73
		Jones, Reuben Samuel	Master Bernard	35.00	0.0	37.6	53.6	P 91.2	30.00	P26.20
		Templer, James Robert	M-Lord, Connolly	42.67						
—	JAPAN	Chiba, Mikio	Mauta	63.67	174.8	0.0	0.0	P174.8	30.00	268.47
		Matusdaira, Masaki	Nippo	73.33						
		Maeda, Rikutoshi	Hogetsu	76.00						
—	KOREA	Cho, Hyung Won	General	81.00						
		Suh, Myoung Won	Marshall	84.33						
		Kim, Young Ro	Mudgeogongah	86.67						

Dressage Test, Individual

Place	Rider	Country	Horse Name	Penalty
1	Ligges, Fritz	GERMANY	Donkosak	32.00
2	Jones, Reuben Samuel	BRITAIN	Master Bernard	35.00
3	Moratorio, Carlos Alberto	ARGENTIN	Chalan	42.00
4	Templer, James Robert	BRITAIN	M-Lord, Connolly	42.67
	Plumb, John Michael	U.S.A.	Bold Minstrel	42.67
6	Page, Michael Owen	U.S.A.	Grasshopper	43.00
7	Karsten, Horst	GERMANY	Condora	49.00
8	Landon, Hugues	FRANCE	Laulier	50.33
9	Murshalimov, Saibattal	U.S.S.R.	Dzhigit	50.67
10	Dupont, Helena Allaire	U.S.A.	Mr. Wister	52.33
	Freeman Jackson, Harry	IRELAND	St. Finbarr	52.33
12	Le Goff, J. L. J.	FRANCE	Leopard	52.67
	Meade, Richard John H.	BRITAIN	Barberry	52.67
14	Checconi, Mauro	ITALY	Surbean	54.00
15	Bullen, Michael F. S.	BRITAIN	Sea Breeze	54.33
16	Le Roy, Jehan	FRANCE	Garden	56.67
17	Gaziumov, Herman	U.S.S.R.	Gran	57.33
18	Brenna, Thomas	IRELAND	Kilkenny	57.67
19	Fuhrmann, Karl-Heinz	GERMANY	Mohamet	58.00
20	Lavis, Neale John	AUSTRALA	Mirrabooka	58.33
21	Argenton, Alessandro	ITALY	Scottie	59.67
22	Henry, Julio Efrain	ARGENTIN	Imperioso	60.33
23	Schulz, Gerhard	GERMANY	Balza, X	60.67
24	Deev, Pavel	U.S.S.R.	Satrap	61.33
25	Higareda Usi, Eduardo	MEXICO	Engano	61.67
	Gesualdi, Jaun Carlos	ARGENTIN	Morrina	61.67
27	De Croutte De St. Martin, J.	FRANCE	Mon Clos	62.67
28	Konkov, Boris	U.S.S.R.	Rumb	63.67
	Chiba, Mikio	JAPAN	Mauta	63.67
30	Kelly, John Wilson	AUSTRALA	Brigalow	64.67
31	Roycroft, James W. G.	AUSTRALA	Eldorado	65.00
32	Angioni, Paolo	ITALY	King	64.33
33	Gonzalez Cabrera, J. R.	MEXICO	Condor	66.00
34	Flores, Elvio Jose	ARGENTIN	Legitima	68.33
35	Madrigal Polanco, Joaquin	MEXICO	Principiante	69.33
36	Freeman, Kevin John	U.S.A.	Gallopade	69.67
	Ravano, Giuseppe	ITALY	Royal Love	69.67
	Mendivil Yocupicio, M.	MEXICO	Xihuilit	69.67
39	Cameron, Anthony	IRELAND	Black Salmon	70.67
40	Katsumoto, Masanori	JAPAN	Eiten	72.00
41	Matsudaira, Masaki	JAPAN	Nippo	73.33
42	Maeda, Rikutoshi	JAPAN	Hogetsu	76.00
43	Cho, Hyung Won	KOREA	General	81.00
44	Harty, John	IRELAND	San Michele	84.00
45	Shu, Myoung Won	KOREA	Marshall	84.33
46	Kim, Young Ro	KOREA	Mudgeogongah	86.67
47	Kim, Moon Shik	KOREA	Silver Moon Light	91.17
48	Coberoft, Brien W. B.	AUSTRALA	Stony Crossing	100.00

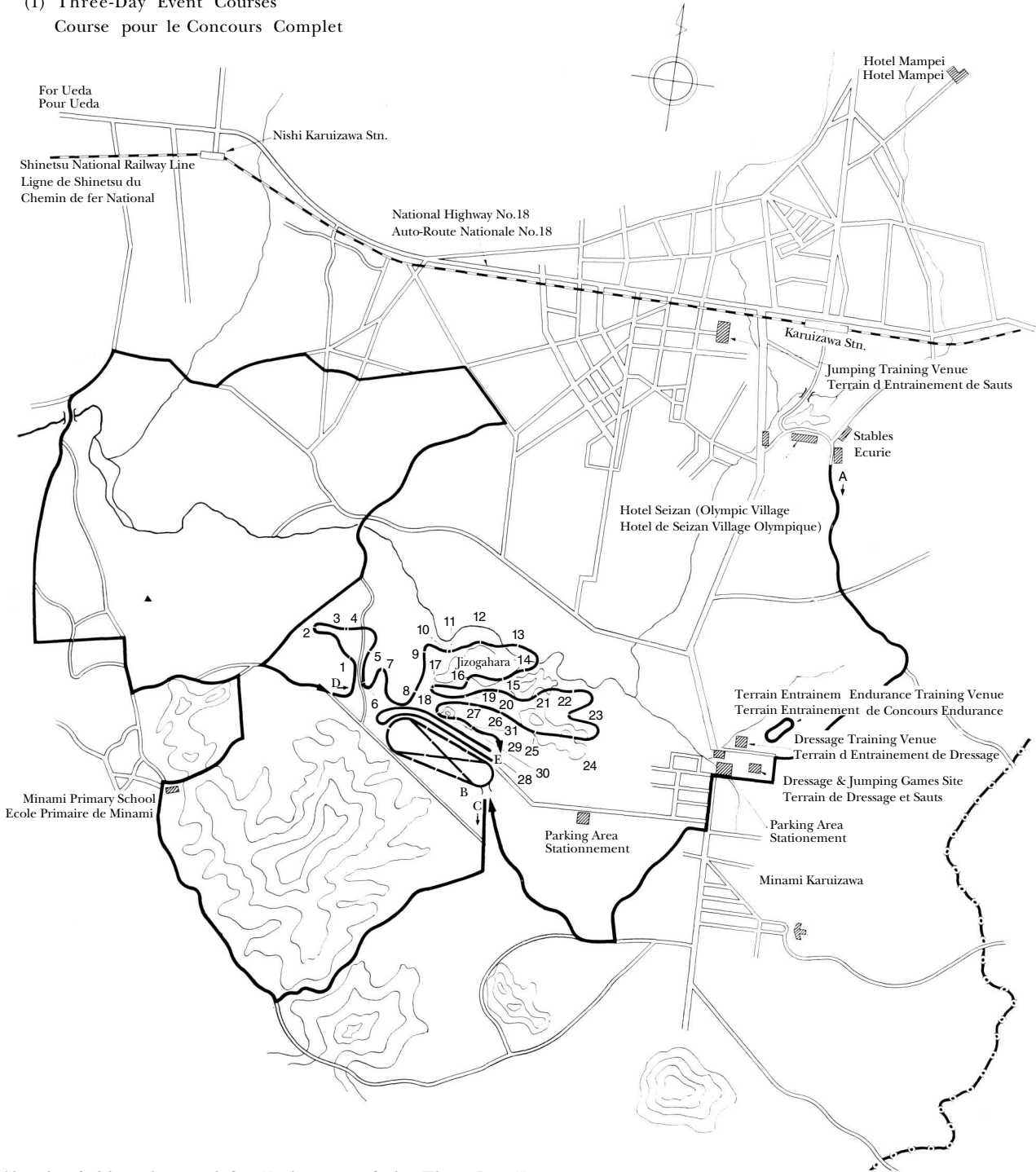
Endurance Test, Individual==Epreuve de Fond

Place	Rider and Horse Name	Country	Phase A Time Pen	Phase B Time Bon Pen	Phase C Time Pen	Phase D Time Bon Pen	Phase E Time Pen	Total Balance
1	Checcoli, Mauro Surbean	ITALY	20'01 —	5'00 37.6 —	55'47 —	11'57 80.8 —	4'15 —	P118.4
2	Coberoft, Brien W. B. Stony Crossing	AUSTRALA	19'34 —	5'00 37.6 —	50'35 —	12'14 80.8 —	3'27 —	P118.4
3	Meade, Richard John H. Barberry	BRITAIN	23'33 —	5'07 37.6 —	56'41 —	12'37 80.8 —	4'30 —	P118.4
4	Cameron, Anthony Black Salmon	IRELAND	20'21 —	5'11 37.6 —	52'19 —	12'41 79.6 —	3'26 —	P117.2
5	Angioni, Paolo King	ITALY	23'44 —	5'20 32.0 —	57'17 —	13'02 71.2 —	4'09 —	P103.2
6	Harty, John San Michele	IRELAND	19'46 —	5'32 22.4 —	52'41 —	12'48 76.8 —	4'08 —	P 99.2
7	Moratorio, Carlos Alberto Chalan	ARGENTIN	22'00 —	5'16 35.2 —	54'12 —	13'22 63.2 —	4'16 —	P 98.4
8	Roycroft, James W. G. Eldorado	AUSTRALA	17'59 —	4'55 37.6 —	53'06 —	13'31 59.6 —	3'27 —	P 97.2
9	Freeman, Kevin John Gallopade	U.S.A.	21'39 —	5'05 37.6 —	56'55 —	13'32 59.2 —	3'54 —	P 96.8
10	Karsten, Horst Condora	GERMANY	22'02 —	5'16 35.2 —	53'34 —	13'29 60.4 —	4'13 —	P 95.6
11	Ligges, Fritz Donkosak	GERMANY	22'44 —	5'16 35.2 —	55'54 —	13'40 56.0 —	3'30 —	P 91.2
12	Jones, Reuben Samuel Master Bernard	BRITAIN	21'10 —	5'08 37.6 —	55'45 —	13'46 53.6 —	2'58 —	P 91.2
13	Page, Michael Owen Grasshopper	U.S.A.	19'52 —	5'28 25.6 —	53'50 —	13'18 64.8 —	3'20 —	P 90.4
14	Gaziumov, Herman Gran	U.S.S.R.	21'41 —	5'03 37.6 —	55'53 —	13'22 63.2 20.0	4'17 —	P 80.8
15	Flores, Elvio Jose Legitima	ARGENTIN	22'43 —	5'16 35.2 —	56'54 —	14'19 40.4 —	4'34 —	P 75.6
16	Ravano, Giuseppe Royal Love	ITALY	21'36 —	5'22 30.4 —	56'06 —	13'23 62.8 20.0	4'54 —	P 73.2
17	Gonzalez Cabrera, J. R. Condor	MEXICO	19'01 —	5'08 37.6 —	47'43 —	14'40 32.0 —	3'56 —	P 69.6
18	Deev, Pavel Satrap	U.S.S.R.	22'29 —	5'33 21.6 —	54'19 —	14'01 47.6 —	4'57 —	P 69.2
19	Brennan, Thomas Kilkenny	IRELAND	21'08 —	5'36 19.2 —	57'48 —	14'21 39.6 —	3'45 —	P 58.8
20	LeGoff, J. L. J. Leopard	FRANCE	20'29 —	5'54 4.8 —	53'16 —	13'55 50.0 —	3'52 —	P 54.8
21	Kohkov, Boris Rumb	U.S.S.R.	23'33 —	5'35 20.0 —	57'19 —	14'37 33.2 —	4'02 —	P 53.2
22	Schulz, Gerhard Balza, X	GERMANY	22'17 —	5'21 31.2 —	56'06 —	15'09 20.4 —	3'38 —	P 51.6
23	Plumb, John Michael Bold Minstrel	U.S.A.	21'42 —	5'59 0.8 —	55'43 —	14'12 43.2 —	4'29 —	P 44.0
24	Fuhrmann, Karl-Heinz Mohamet	GERMANY	23'12 —	5'23 29.6 —	54'40 —	15'39 8.4 —	4'02 —	P 38.0
25	De Croutte De St. Martin, J. Mon Clos	FRANCE	23'20 —	5'50 8.0 —	58'25 25.0	13'52 51.2 —	3'36 —	P 34.2
26	Lavis, Neale John Mirrabooka	AUSTRALA	20'59 —	5'15 36.0 —	50'54 —	14'22 39.2 60.0	4'00 —	P 15.2
27	Mursalimov, Saibattal Dzhigit	U.S.S.R.	23'41 —	5'31 23.2 60.0	55'32 —	14'11 43.6 —	4'20 —	P 6.8
28	Landon, Hugues Laurier	FRANCE	22'00 —	5'40 16.0 —	55'25 —	15'43 6.8 20.0	4'18 —	P 2.8

29	Gesualdi, Juan Carlos Morrina	ARGENTIN	22'04	—	5'40	16.0	—	56'40	—	14'27	37.2	60.0	3'54	—	6.8
30	Kelly, John Wilson Brigalow	AUSTRALA	18'42	—	4'50	37.6	—	51'33	—	13'07	69.2	120.0	4'25	—	13.2
31	Freeman Jackson, Harry St. Finbarr	IRELAND	20'29	—	5'22	30.4	—	55'32	—	14'37	33.2	80.0	3'53	—	16.4
32	Argenton, Alessandro Scottie	ITALY	22'38	—	5'16	35.2	—	56'47	—	14'31	35.6	140.0	4'46	—	69.2
33	Higareda Usi, Eduardo Engano	MEXICO	23'40	—	6'02	—	1.6	58'14	14.0	16'31	—	72.4	4'44	—	88.0
34	Mendivil Yocupicio, M. Xihuilt	MEXICO	22'34	—	6'03	—	2.4	58'22	22.0	16'10	—	84.0	5'34	—	108.4
35	Henry, Julio Efrain Imperioso	ARGENTIN	22'44	—	5'53	5.6	—	58'01	1.0	16'46	—	118.4	4'14	—	113.8
36	Dupont, Helena Allaire Mr. Wister	U.S.A.	21'37	—	5'17	34.4	—	55'15	—	18'20	—	176.0	3'44	—	141.6
37	Chiba, Mikio Mauta	JAPAN	22'31	—	6'40	—	32.0	53'16	—	16'57	—	142.8	4'03	—	174.8
—	Madrigal Polanco, Joaquin Principiante	MEXICO	23'36	—	5'10	37.6	—	57'15	—						
—	Templer, James Robert M-Lord, Connolly	BRITAIN	23'46	—	5'05	37.6	—	54'44	—						
—	Matsudaira, Masaki Nippo	JAPAN	24'02	—	5'10	37.6	—	54'08	—						
—	Maeda, Rikutoshi Hogetsu	JAPAN	22'19	—	5'18	33.6	—	57'18	—						
—	Katsumoto, Masanori Eiten	JAPAN	23'39	—	5'38	17.6	—	54'42	—						
—	Cho, Hyung Won General	KOREA	19'58	—	5'43	13.6	—	56'37	—						
—	Suh, Myoung Won Marshall	KOREA	20'43	—	6'11	—	8.8	53'31	—						
—	Kim, Young Ro Mudgeogonah	KOREA	19'10	—	6'13	—	10.4	50'36	—						
—	Bullen, Michael F. S. Sea Breeze	BRITAIN	22'09	—	5'37	18.4	60.0	51'41	—						
—	Le Roy, Jehan Garden	FRANCE	20'49	—											
—	Kim, Moon Shin Silver Moon Light	KOREA	20'01	—											

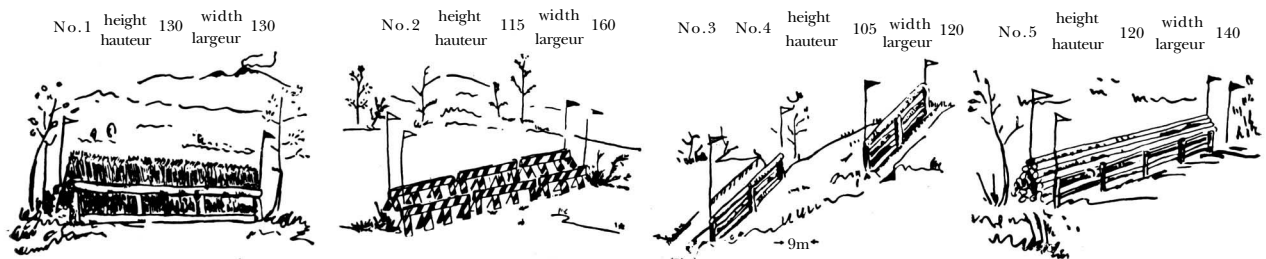
Note: E—Eliminated A—Retired P—Plus Points

(1) Three-Day Event Courses
 Course pour le Concours Complet



Sketch of Obstacles used for Endurance of the Three-Day Event
 (course D)

Tableau des Obstacles utilisés pour le Concours Complet
 (course D)




No. 6 height 120
hauteur



No.14 width 300 depth 100
largeur



No.23 height 90 115 width 135
hauteur largeur



No. 7 height 130 width 200
hauteur largeur



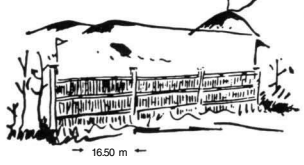
No. 15 height 120 width 200
hauteur largeur



No.24 height 115 width 190
hauteur largeur



No. 8 height 120
hauteur




No.16 width 300 depth 90
largeur




No.25 No.27 width 130 depth 130
largeur



No. 9 height 120 width 185
hauteur largeur



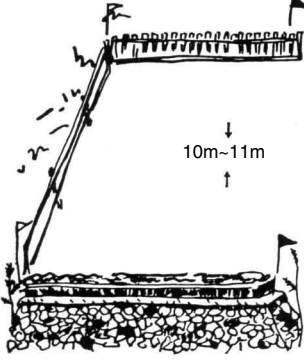
No. 17 No.18 height 110 width 130
hauteur largeur



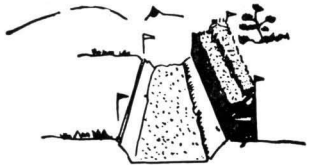
No.26 height 120 width 150
hauteur largeur



No. 11 height 115
hauteur



No.19 ditch width 110 fence height 130 width 90
largeur de fossé hauteur de haie largeur

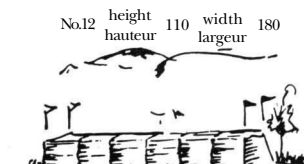


No.28 width 300 depth 90
largeur



10m-11m

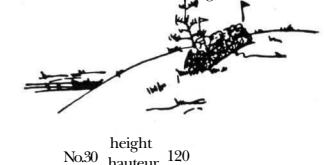
No.10 height 120 width 220
hauteur largeur



No.20 width 300
largeur




No.29 height 120 width 70
hauteur largeur



No.12 height 110 width 180
hauteur largeur



No.21 height 115 width 60
hauteur largeur



No.30 height 120
hauteur



No.13 height 120 width 180
hauteur largeur



No.22 width 150 depth 90
largeur profondeur



No.31 height 120 width 150
hauteur largeur



Jumping Test, Individual—Epreuve de Sauts

Place	Rider	Country	Horse Name	Penalty
1	Roycroft, James W. G.	AUSTRALA	Eldorado	0.00
	Ravano, Giuseppe	ITALY	Royal Love	0.00
	Brennan, Thomas	IRELAND	Kilkenny	0.00
	Gaziumov, Herman	U.S.S.R.	Gran	0.00
	Cameron, Anthony	IRELAND	Black Salmon	0.00
	Page, Michael Owen	U.S.A.	Grasshopper	0.00
	Moratorio, Carlos Alberto	ARGENTIN	Chalan	0.00
	Checcoli, Mauro	ITALY	Surbean	0.00
	Mendivil Yocupicio, M.	MEXICO	Xihuilit	0.00
	Freeman Jackson, Harry	IRELAND	St. Finbarr	0.00
	Plumb, John Michael	U.S.A.	Bold Minstrel	0.00
12	Konkov, Boris	U.S.S.R.	Rumb	0.50
13	Karsten, Horst	GERMANY	Condora	10.00
	Freeman, Kevin John	U.S.A.	Gallofade	10.00
	Flores, Elvio Jose	ARGENTIN	Legitima	10.00
	Higareda Usi, Eduardo	MEXICO	Engano	10.00
	Landon, Hugues	FRANCE	Laurier	10.00
	Mursalimov, Saibattal	U.S.S.R.	Dzhigit	10.00
	Cobcroft, Brien W. B.	AUSTRALA	Stony Crossing	10.00
	Ligges, Fritz	GERMANY	Donkosak	10.00
	De Croutte De St. Martin, J.	FRANCE	Mon Clos	10.00
22	Angioni, Paolo	ITALY	King	20.00
	Harty, John	FINLAND	San Michele	20.00
	Schulz, Gerhard	GERMANY	Balza, X	20.00
	Gesualdi, Juan Carlos	ARGENTIN	Morrina	20.00
26	Chiba, Mikio	JAPAN	Mauta	30.00
	Fuhrmann, Kari-Heinz	GERMANY	Mohamet	30.00
	Dupont, Helena Allaire	U.S.A.	Mr. Wister	30.00
	Kelly, John Wilson	AUSTRALA]	Brigalow	30.00
	Jones, Reuben Samuel	BRITAIN	Master Bernard	30.00
31	Meade, Richard John H.	BRITAIN	Barberry	36.00
32	Gonzalez Cabrera, J. R.	MEXICO	Condor	40.00
	Le Goff, J.L.J.	FRANCE	Leopard	40.00
	Deev, Pavel	U.S.S.R.	Satrap	40.00
—	Henry, Julio Efrain	ARGENTIN	Imperioso	E
—	Argenton, Alessandro	ITALY	Scottie	A
—	Lavis, Neale John	AUSTRALA	Mirrabooka	A

Note: E—Eliminated A—Retired P—Plus Points

Olympic Grand Prix Jumping=Grand Prix Olympique De Saut D'obstacles OCT. 24

Previous Olympic Winners

1912	F. Cariou	FRANCE
1920	T. Lequio	ITALY
1924	A. Gemuseus	SWITZ
1928	F. Ventura	CZECHSLV
1932	Nishi, Takekazu	JAPAN
1936	K. Hasse	GERMANY
1948	H. Mariles Cortes	MEXICO
1952	P.J. D'Oriola	FRANCE
1956	H. G. Winkler	GERMANY
1960	R. D'Inzeo	ITALY

Previous Olympic Winning Teams

1912	SWEDEN
1920	SWEDEN
1924	SWEDEN
1928	SPAIN
1932	All eliminated
1936	GERMANY
1948	MEXICO
1952	BRITAIN
1956	GERMANY
1960	GERMANY

Individual 17 countries 46 competitors

Place	Name	Country	Horse name	1st Round Penalty	2nd Round Penalty	Total Penalty	Jump off Penalty	Time
1	Jonquieres D'Oriola, P.	FRANCE	Lutteur	9.00	0.00	9.00		
2	Schridde, Hermann	GERMANY	Dozen II	12.50	1.25	13.75		
3	Robeson, Peter David	BRITAIN	Firecrest	8.00	8.00	16.00	0.00	1'01"0
4	Fahey, Thomas John	AUSTRALA	Bonvale	8.00	8.00	16.00	8.00	1'09"0
5	Duarte Silva, Joaquim M. Pessoa Filho, Nelson	PORTUGAL BRAZIL	Jeune France Huipil	8.00 12.00	12.00 8.00	20.00 20.00		
7	Chapot, Frank Davis	U.S.A.	San Lucas	12.50	8.00	20.50		
8	Jarasinski, Kurt	GERMANY	Torro	9.75	12.50	22.25		
9	D'Inzeo, Piero	ITALY	Sun Beam	12.00	12.50	24.50		
10	Hauri, Max	SWITZ	Millview	13.25	12.25	25.50		
11	D'Inzeo, Raimondo	ITALY	Posillipo	16.00	12.00	28.00		
12	Canaves, Jorge Antonio	ARGENTIN	Confinado	18.75	10.75	29.50		
13	Kusner, Kathryn Hallowell	U.S.A.	Untouchable	13.75	16.00	29.75		
14	Lefevre, Janou Weier, Paul	FRANCE SWITZ	Kenavo D Satan III	16.00 20.00	16.00 12.00	32.00 32.00		


Olympic Grand Prix Jumping individual event medalists

Les médaillés de l'épreuve individuelle du Grand Prix Olympique de Sauts d'Obstacles

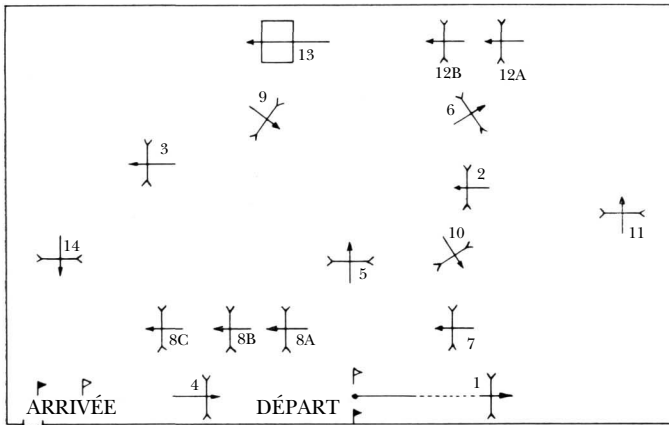
- ① P. Jonquieres D'Oriola (FRA)
- ② H. Schridde (GER)
- ③ P. Robeson (GBI)

16	Winkler, Hans-Gunter	GERMANY	Fidelitas	17.50	15.00	32.50
17	Arrambide, Hugo Miguel	ARGENTIN	Chimbote	17.50	16.75	34.25
18	Goyoaga, Fernando	SPAIN	Kif-Kif B.	19.00	16.00	35.00
19	Mancinelli, Graziano	ITALY	Rockette	16.00	20.00	36.00
20	Lefrant, Guy	FRANCE	Monsieur De Littry	20.00	16.75	36.75
21	Broome, David	BRITAIN	Jacopo	16.00	21.00	37.00
22	Delia, Carlos Cesar	ARGENTIN	Popin	17.25	20.00	37.25
23	Hansen, Graeme Otto	NZEALAND	Saba Sam	12.75	25.00	37.75
24	Macintyre, Bridge Anne	AUSTRALA	Coronation	16.00	23.50	39.50
25	Martinez De Vallejo, E.	SPAIN	Eolo IV	24.00	16.00	40.00
26	Queipo De Llano, A.	SPAIN	Infernal	20.00	23.75	43.75
27	Barker, William John L.	BRITAIN	North Flight	28.25	16.00	44.25
28	Semionov, Ivan	U.S.S.R.	Sibiriak	24.50	27.00	51.50
29	Simonetti, Americo	CHILE	Trago Amargo	32.25	20.00	52.25
30	Bacon, Kevin Ashley	AUSTRALA	Ocean Foam	29.50	24.00	53.50
31	Hansen, Richard Bruce	NZEALAND	Tide	24.00	32.00	56.00
	Lee Il Kyu	KOREA	Rebel	28.00	28.00	56.00
33	Mairs, Mary Ward	U.S.A.	Tomboy	44.50	12.25	56.75
34	Alves Callado, Henrique	PORTUGAL	Joe De L Ile	42.00	16.25	58.25
35	White, Adrain Patrick K.	NZEALAND	El Dorado	37.25	25.25	62.50
36	Purtov, Alexandr	U.S.S.R.	Svecha	56.25	12.50	68.75
37	Guasch De Las H., Ricardo	MEXICO	Huracan	33.75	36.00	69.75
38	Sasa, Shinzo	JAPAN	Snaefell	46.75	24.00	70.75
39	Moehr, Hans	SWITZ	Troll	32.00	51.25	83.25
40	Hoketsu, Hiroshi	JAPAN	Raro	63.75	48.00	111.75
—	Favorsky, Andrey	U.S.S.R.	Manevr	22.25	E	
—	Zatarain Romando, Hector	MEXICO	Nube	66.25	E	
—	Kageyama, Yuzo	JAPAN	Tokinoarashi	E	E	
—	Kim, Chul Kyu	KOREA	Gothic	E	E	
—	Hermida Torres, Joaquin	MEXICO	Porfirio	E	E	
—	Ahn, Duk Kee	KOREA	Ivan	A	E	

Team 14 countries 14 teams

Place	Country	Name	Horse Name	1st Round Penalty (Time)	2nd Round Penalty (Time)	Total Penalty
1	GERMANY	Schridde, Hermann	Dozen II	12.05 (1'58"2)	1.25 (2'01"2)	13.75
		Jarasinski, Kurt	Torro	9.75 (2'03"9)	12.50 (1'58"7)	22.25
		Winkler, Hans-Gunter	Fidelitas	17.50 (2'02"1)	15.00 (2'08"5)	32.50
						68.50
2	FRANCE	Jonquieres D'Oriola, P.	Lutteur	9.00 (2'00"4)	0.00 (1'56"5)	9.00
		Lefevre, Janou	Kenavo D	16.00 (1'54"0)	16.00 (1'55"7)	32.00
		Lefrant, Guy	Monsieur De Littry	20.00 (1'51"1)	16.75 (1'59"5)	36.75
						77.75
3	ITALY	D'Inzeo, Piero	Sun Beam	12.00 (1'51"0)	12.50 (2'03"0)	24.50
		D'Inzeo, Raimondo	Posillipo	16.00 (1'52"0)	12.00 (1'52"2)	28.00
		Mancinelli, Graziano	Rockette	16.00 (1'49"6)	20.00 (1'50"0)	36.00
						88.50
4	BRITAIN	Robeson, Peter David	Firecrest	8.00 (1'54"5)	8.00 (1'54"6)	16.00
		Broome, David	Jacopo	16.00 (1'53"8)	21.00 (2'00"3)	37.00
		Barker, William John L.	North Flight	28.25 (1'57"7)	16.00 (1'51"7)	44.25
						97.25
5	ARGENTIN	Canaves, Jorge Antonio	Confinado	18.75 (2'08"0)	10.75 (2'07"4)	29.50
		Arrambide, Hugo Miguel	Chimbote	17.50 (2'02"9)	16.75 (1'59"2)	34.25
		Delia, Corlos Cesar	Popin	17.25 (2'01"5)	20.00 (1'54"6)	37.25
						101.00
6	U.S.A.	Chapot, Frank Davis	San Lucas	12.50 (1'58"2)	8.00 (1'55"1)	20.50
		Kusner, Kathryn Hollowell	Untouchable	13.75 (2'03"7)	16.00 (1'51"8)	29.75
		Mairs, Mary Ward	Tomboy	44.50 (1'58"4)	12.25 (1'57"1)	56.75
						107.00

Course for Olympic Grand Prix Jumping
Course pour le Grand Prix Olympique de Sauts



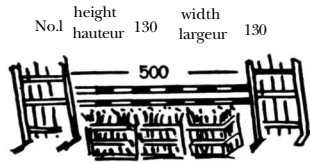
Dimensions of the track : 106 X 68.5 m
 Dimension de parcours : 106 X 68.5 m

Whole length of the course : 780 m
 Longueur totale de course : 780 m

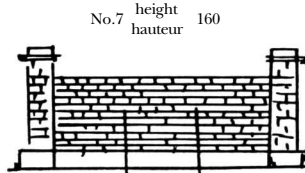
Standard table : A
 Tableau phase : A

Time allowed : 117"
 Heure permise : 117"

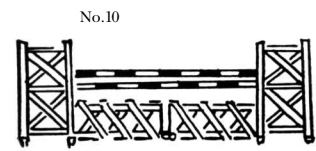
Jump-off course : 1, 2, 5, 12A, 12B, 14-410m
 Course de sauts : 1, 2, 5, 12A, 12B, 14-410m



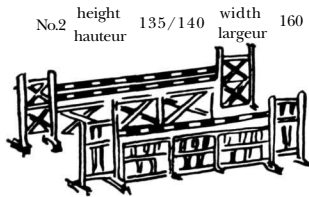
No.1 height 130 width 130
 hauteur 130 largeur 130



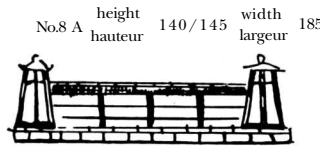
No.7 height 160
 hauteur 160



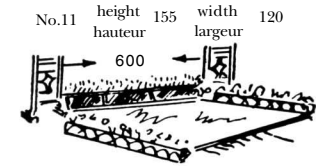
No.10



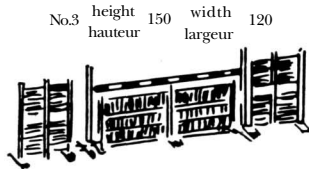
No.2 height 135/140 width 160
 hauteur 135/140 largeur 160



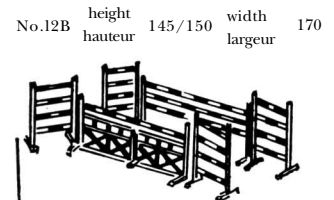
No.8 A height 140/145 width 185
 hauteur 140/145 largeur 185



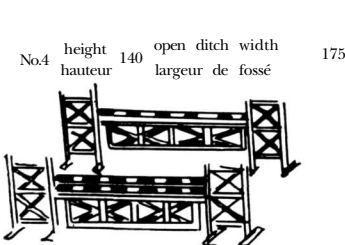
No.11 height 155 width 120
 hauteur 155 largeur 120



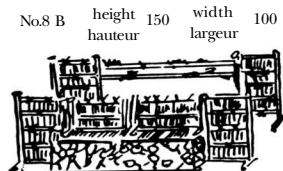
No.3 height 150 width 120
 hauteur 150 largeur 120



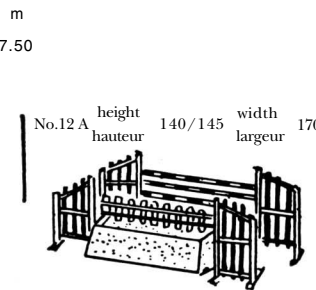
No.12 B height 145/150 width 170
 hauteur 145/150 largeur 170



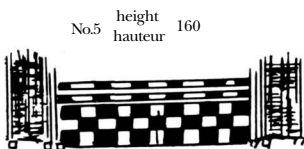
No.4 height 140 open ditch width 175
 hauteur 140 largeur de fossé 175



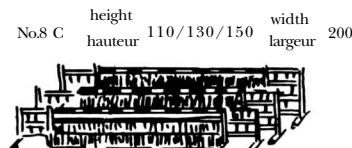
No.8 B height 150 width 100
 hauteur 150 largeur 100



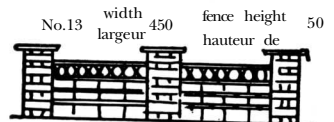
No.12 A height 140/145 width 170
 hauteur 140/145 largeur 170



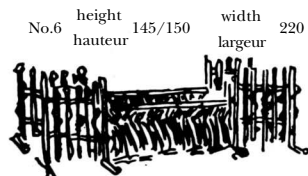
No.5 height 160
 hauteur 160



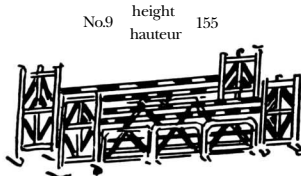
No.8 C height 110/130/150 width 200
 hauteur 110/130/150 largeur 200



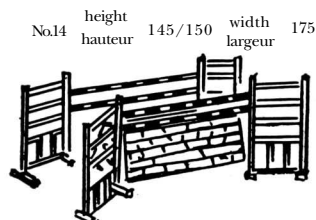
No.13 width 450 fence height 50
 largeur 450 hauteur de 50



No.6 height 145/150 width 220
 hauteur 145/150 largeur 220



No.9 height 155
 hauteur 155



No.14 height 145/150 width 175
 hauteur 145/150 largeur 175




The Olympic Grand Prix Jumping individual event showing P. J. D'Oriola of France (above) and H. Schridde of Germany (right)



Olympic Grand Prix Jumping team events won by

- ① Germany
- ② France
- ③ Italy





GRAND PRIX OLYMPIQUE DE
LONDRES
TEMPS ACCORDÉ (1-20)
Cavalier : ...
Cheval : ...
Compagnement
Total : ...
Temps : ...

A view of the Grand Prix Jumping events which took place at the National Stadium



At the start in D course of the Three-Day Event



The hurdle No. 11 on D course



The hurdle No.16 on D course



M. Checcoli of Italy winning the Three-Day Event individual section

**Winners of the Individual Three-Day Event From left ; ① C. Moratorio (ARG)
② M. Checcoli (ITA) ③ F. Ligges (GER)**





Winners of the Three-Day Team Event ① Italy ② U.S.A. ③ Germany

A scene at Karuizawa where many of the Equestrian Events took place





In the Grand Prix Dressage individual events H. Chammartin (SWI) who won

Second was H. Boldt (GER)



Third S. Filatov (URS)





Shooting==Tir

Union Internationale De Tir

President Kurt Hasler (SWITZ)

Vice-President

Georges Vichos

(GREECE)

Chafik Mehanna (U.A.R.)

Samuil Barany

(RUMANIA)

Secretary General

Ernst Zimmermann

(GERMANY)

President of Technical Comm.

Karl A. Larsson

(SWEDEN)

Secretary U.I.T.

Renate Schmitz

(GERMANY)

Section President

Migul Torres (P. RICO)

National Rifle Association of Japan

President Fukushima, Shintaro

Vice Presidents

Anzai, Minoru

Kinashi, Nobuhiko

Secretary General

Serizawa, Shinpei

Japan Clay Pigeon Shooting Association

President Aso, Takakichi

Vice-Presidents

Mori, Hajime

Ishihara, Shigenobu

Okada, Misao

Aso, Tenta

Asaka Shooting Range

Time Table		
Free Rifle: 120 shots 3P.	Oct. 15th (Thu.)	9:00~15:30
Small Bore Rifle: 60 shots prone	Oct. 16th (Fri.)	9:00~11:30
Reserved Day	Oct. 17th (Sat.)	
Free Pistol: 60 shots	Oct. 18th (Sun.)	9:00~12:00
Rapid Fire Pistol: 60 shots	Oct. 19th (Mon.)	
The 1st Course 9:00~	The 2nd Course 13:00~	
Small Bore Rifle: 120 shots 3P.	Oct. 20th (Tue.)	9:00~15:30

Attn: "3P." means "3 Positions."

Tokorozawa Clay Pigeon Shooting Range

Time Table	
October, 1964	
15th (Thursday)	09:30~16:30
16th (Friday)	09:30~16:30
17th (Saturday)	09:30~16:30

Number of clay pigeons:

200 in total

The shooting will be carried out, in series of 25 clay pigeons.



Free Rifle medalists

Les médaillés de Arme Libre

① G. Anderson (USA)

② S. Kveliashvili (URS)

③ M. Gunnarsson (USA)

Free Rifle—Arme lbre 300 m 120 shots 3 position

18 countries 30 competitors retired 5

9.00—15.30 Oct. 15, Asaka Shooting Range

WR 1150 Pt. Hollenstein, A. (SWITZ) 1963

OR 1137 Pt. Borrisov, V. (U.S.S.R) 1956

Previous Olympic Winners

1896	G. Orphanidis	GREECE	1948	E.Grunig	SWITZ
1908	A. Helgerud	NORWAY	1952	A.Bogdanov	U.S.S.R.
1912	P. Colas	FRANCE	1956	V.Borrisov	U.S.S.R.
1920	M.Fisher	U.S.A.	1960	H.Hammerer	AUSTRIA
1924	M.Fisher	U.S.A.			

Note P—Prone Position
K—Kneeling Position
S—Standing Position

Place	Shooter No.	Name	Country	Position	Series				Total Points	Grand Total
					1	2	3	4		
1	303	Anderson, Gary Lee	U.S.A.	P	97	99	97	99	392	1153 NWR, NOR
				K	92	97	97	98	384	
				S	94	97	94	92	377	
2	310	Kveliashvili, Shota	U.S.S.R.	P	95	98	98	98	389	1144 NOR
				K	96	96	99	98	389	
				S	90	88	93	95	366	
3	302	Gunnarsson, Martin I.	U.S.A.	P	97	97	97	98	389	1136
				K	99	96	90	95	380	
				S	90	92	92	93	367	
4	311	Gerasimenok, Alexandr	U.S.S.R.	P	100	98	99	99	396	1135
				K	96	93	95	92	376	
				S	87	93	89	94	363	
5	276	Hollenstein, August	SWITZ	P	98	96	94	94	382	1135
				K	94	96	95	96	381	
				S	91	91	95	95	372	
6	138	Kervinen, Esa Einari	FINLAND	P	98	98	98	98	392	1133
				K	95	95	97	96	383	
				S	80	91	91	96	358	
7	277	Muller, Kurt	SWITZ	P	97	97	99	99	392	1131
				K	96	95	95	99	385	
				S	87	90	90	87	354	
8	148	Kocher, Harry	GERMANY	P	98	99	96	99	392	1130
				K	95	96	96	91	378	
				S	88	89	90	93	360	
9	114	Hammerer, Hubert	AUSTRIA	P	99	98	99	98	394	1125
				K	94	96	95	98	383	
				S	82	87	87	92	348	
10	137	Rissanen, Antti	FINLAND	P	97	92	94	99	382	1124
				K	92	98	97	97	384	
				S	89	88	93	88	358	
11	273	Sundberg, Nils John	SWEDEN	P	98	99	95	96	388	1122
				K	93	96	94	97	380	
				S	89	88	92	85	354	

12	272	Poignant, Jan Emil	SWEDEN	P	97	96	98	99	390	1115
				K	98	97	91	91	377	
				S	83	84	91	90	348	
13	220	Landroe, Magne	NORWAY	P	94	94	94	97	379	1114
				K	93	92	94	97	376	
				S	92	91	92	84	359	
14	147	Zaehringer, Klaus	GERMANY	P	94	94	98	98	384	1110
				K	93	86	93	91	363	
				S	88	90	93	92	363	
15	248	Gorski, Henryk	POLAND	P	96	98	92	95	381	1110
				K	95	95	95	97	382	
				S	90	83	86	88	347	
16	168	Sandor, Loltan	HUNGARY	P	97	97	100	97	391	1106
				K	89	91	90	88	358	
				S	86	91	91	89	357	
17	221	Naes, Thormod	NORWAY	P	98	97	95	99	389	1104
				K	98	94	91	91	374	
				S	89	86	86	80	341	
18	131	Stiborik, Vladimir	CZECHSLV	P	96	95	96	99	386	1104
				K	90	92	93	93	368	
				S	87	90	84	89	350	
19	169	Simko, Imre	HUNGARY	P	95	94	97	93	379	1099
				K	95	96	93	96	380	
				S	82	84	88	86	340	
20	185	Saito, Shigemi	JAPAN	P	98	98	95	99	390	1096
				K	93	88	89	92	362	
				S	93	84	85	82	344	
21	199	Nam Sang Wan	KOREA	P	93	97	90	96	376	1091
				K	90	88	93	89	360	
				S	86	90	92	87	355	
22	198	Shin, Hyun Joo	KOREA	P	93	92	95	97	377	1086
				K	94	92	91	89	366	
				S	81	84	90	88	343	
23	284	Wu Tao Yuan	TAIWAN	P	90	94	96	90	370	1073
				K	85	88	91	88	352	
				S	82	87	94	88	351	
24	217	Dekhlee, Lamjav	MONGOLIA	P	90	95	90	96	371	1070
				K	88	92	88	88	356	
				S	85	87	88	83	343	
25	240	Ang, Leopeldo B.	PHILPINS	P	95	93	97	95	380	1062
				K	90	86	88	90	354	
				S	81	83	82	82	328	
26	239	San Juan, Bernardo F.	PHILPINS	P	92	96	92	92	371	1060
				K	86	89	91	91	357	
				S	83	84	82	83	332	
27	163	Remedios, Reginald R.	HONGKONG	P	96	97	99	98	390	1031
				K	79	82	78	80	319	
				S	77	82	81	82	322	
28	186	Watanuki, Hajime	JAPAN	P	85	91	91	92	359	1028
				K	89	83	83	89	344	
				S	70	88	91	76	325	
29	289	Darbavasu, Turong	THAILAND	P	95	82	92	88	357	1008
				K	85	82	87	89	343	
				S	72	77	79	80	308	
30	288	Pancharatana, Xan	THAILAND	P	92	92	93	93	370	1005
				K	87	79	79	84	329	
				S	75	78	80	73	306	
—	123	Marsh, George S.	CANADA							

—	164	Rull, Peter Augustus	HONGKONG
—	249	Nowicki, Jerzy	POLAND
—	233	Lastarria Escobedo, C.	PERU
—	232	Caceres Lopez, Oscar	PERU

Small Bore Rifle, 3 Positions—Potite carabine, trois positions 50 m 120 shots
 33 countries 53 competitors Retired 4 Asaka Shooting Range
 9.00~15.30, Oct- 20.

Note P—Prone Position
 K—Kneeling Position
 S—Standing Position

WR 1157 Pt. Anderson, G. (U.S.A.) 1962
 OR 1149 Pt. Shamburkin, V. (U.S.S.R.) 1960

Previous Olympic Winners

1952 E. Kongshaug NORWAY
 1956 A. Bogdanov U.S.S.R.
 1960 V. Shamburkin U.S.S.R.

Place	Shooter No.	Name	Country	Position	Series				Total Points	Grand Total
					1	2	3	4		
1	304	Wigger, Lones Wesley Jr.	U.S.A.	P	99	100	100	99	398	1164 NWR, NOR
				K	97	99	98	100	394	
				S	94	99	91	88	372	
2	116	Hristov, Velitchko V.	BULGARIA	P	99	99	100	98	396	1152 NOR
				K	93	96	99	96	384	
				S	93	92	94	93	372	
3	171	Hammerl, Laszlo	HUNGARY	P	99	100	99	99	397	1151 NOR
				K	95	98	98	96	387	
				S	90	93	94	90	367	
4	148	Kocher, Harry	GERMANY	P	99	99	99	97	394	1148
				K	95	99	97	98	389	
				S	88	89	94	94	365	
5	249	Nowicki, Jerzy	POLAND	P	99	98	99	100	396	1147
				K	97	97	98	97	389	
				S	88	95	87	92	362	
6	305	Polo Tommy Gayle	U.S.A.	P	96	97	100	100	393	1147
				K	100	97	98	97	392	
				S	89	89	94	90	362	

7	260	Olarescu, Ion	RUMANIA	P	97	98	99	99	393	1144
				K	97	97	97	100	391	
				S	90	90	90	86	360	
8	277	Muller, Kurt	SWITZ	P	96	95	100	99	390	1143
				K	98	93	96	99	386	
				S	89	95	92	91	367	
9	312	Shamburkin, Victor	U.S.S.R.	P	97	98	100	99	394	1142
				K	93	94	97	95	379	
				S	93	89	91	96	369	
10	106	Tolhurst, Donald Cecil	AUSTRALA	P	98	100	98	100	396	1141
				K	95	97	99	95	386	
				S	87	86	92	94	359	
11	313	Chuian, Vladimir	U.S.S.R.	P	99	100	98	98	395	1141
				K	98	96	94	97	385	
				S	90	89	89	93	361	
12	170	Jakosits, Tibor	HUNGARY	P	97	98	99	100	394	1141
				K	99	99	96	99	393	
				S	91	88	92	83	354	
13	135	Petersen, Niels Svend	DENMARK	P	99	97	97	99	392	1140
				K	94	96	96	94	380	
				S	90	91	93	94	368	
14	136	Jensen, Ole C. H.	DENMARK	P	99	98	99	98	394	1139
				K	98	96	94	97	385	
				S	90	89	87	94	360	
15	140	Ylonen Vilho Ilmari	FINLAND	P	96	98	97	97	388	1136
				K	97	96	96	97	386	
				S	89	90	88	95	362	
16	272	Poignant, Jan Emil	SWEDEN	P	98	99	100	97	394	1135
				K	98	96	95	93	382	
				S	89	95	82	93	359	
17	278	Vogt, Erwin	SWITZ	P	98	98	100	99	395	1133
				K	96	98	97	97	388	
				S	89	88	85	88	350	
18	248	Gorski, Henryk	POLAND	P	99	100	98	100	397	1132
				K	95	98	94	97	384	
				S	83	90	88	90	351	
19	212	Vazquez Rana, Olegario	MEXICO	P	98	98	100	100	396	1132
				K	97	95	90	97	379	
				S	87	92	93	85	357	
20	261	Rotaru, Nicolae	RUMANIA	P	97	98	100	100	395	1132
				K	97	97	96	96	386	
				S	93	87	86	85	351	
21	220	Landroe, Magne	NORWAY	P	98	100	98	98	394	1131
				K	96	93	91	97	377	
				S	89	89	93	89	360	
22	147	Zachringer, Klaus	GERMANY	P	98	99	96	99	392	1131
				K	97	92	98	93	380	
				S	94	88	88	89	359	
23	117	Koen, Marcel Jossil	BULGARIA	P	97	99	97	98	391	1130
				K	97	95	99	96	387	
				S	86	92	87	87	352	
24	138	Kervinen, Esa Einari	FINLAND	P	99	97	99	99	394	1129
				K	97	95	96	97	385	
				S	85	87	89	89	350	
25	187	Ishii, Takao	JAPAN	P	95	99	98	97	389	1128
				K	98	93	94	97	382	
				S	86	92	91	88	357	
26	115	Lafortune, Francois	BELGIUM	P	97	98	98	99	392	1126
				K	95	96	96	97	384	
				S	89	87	88	86	350	

27	273	Sundberg, Nils John	SWEDEN	P	95	98	97	99	389	1123
				K	95	95	90	93	373	
				S	92	88	92	89	361	
28	131	Stiborik, Vladimir	CZECHSLV	P	98	98	98	97	391	1122
				K	89	94	95	93	371	
				S	91	88	92	89	360	
29	213	Vazqcez Rana, Abel	MEXICO	P	95	99	100	99	393	1115
				K	93	93	93	94	373	
				S	88	83	92	86	349	
30	232	Caceres Lopez, Oscar	PERU	P	99	98	97	94	388	1114
				K	90	94	97	97	378	
				S	87	90	84	87	348	
31	114	Hammerer, Hubert	AUSTRIA	P	96	98	97	96	387	1113
				K	86	92	91	95	364	
				S	90	93	86	93	362	
32	123	Marsh, George S.	CANADA	P	98	99	100	100	397	1111
				K	93	97	95	89	374	
				S	79	83	91	87	340	
33	284	Wu, Tao Yuan	TAIWAN	P	97	100	100	100	397	1107
				K	94	92	93	92	371	
				S	89	78	83	89	339	
34	185	Saito, Shigemi	JAPAN	P	97	96	99	97	389	1106
				K	92	95	96	87	370	
				S	86	91	91	79	347	
35	107	Murphy, John	AUSTRALA	P	99	96	97	99	391	1104
				K	93	94	92	91	370	
				S	84	84	87	88	343	
36	180	Crystal, Hannan	ISRAEL	P	98	99	98	96	391	1103
				K	86	94	95	94	369	
				S	89	83	89	82	343	
37	200	Huh, Wook Bong	KOREA	P	98	96	95	99	388	1103
				K	87	91	98	94	370	
				S	86	83	83	93	345	
38	124	Boa, Gilmour S.	CANADA	P	97	98	99	99	393	1100
				K	92	90	92	97	371	
				S	87	79	89	81	336	
39	206	Kremer, Victor	LUXEMBRG	P	96	97	100	98	391	1099
				K	93	93	90	92	368	
				S	84	87	88	81	340	
40	231	Van Domselaar, Johan	NETHLAND	P	99	98	100	99	396	1098
				K	96	89	94	89	368	
				S	78	83	88	85	334	
41	198	Shin, Hyun Joo	KOREA	P	96	95	98	96	385	1097
				K	95	95	92	93	375	
				S	88	79	87	83	337	
42	242	Feliciano, Adolfo S.	PHILPINS	P	96	93	98	98	385	1094
				K	92	93	92	91	368	
				S	81	83	89	88	341	
43	291	Arunvongse, Krisda	THAILAND	P	95	95	96	97	383	1093
				K	89	92	91	86	358	
				S	91	91	86	84	352	
44	100	Armella, Eduardo F.	ARGENTIN	P	95	96	93	95	379	1092
				K	97	93	85	90	365	
				S	91	87	86	84	348	
45	218	Tubed, Tserendondob	MONGOLIA	P	97	96	95	96	384	1087
				K	89	92	86	95	362	
				S	87	84	83	87	341	
46	233	Lastarria Escobedo, C.	PERU	P	98	95	98	97	388	1086
				K	93	92	92	92	369	
				S	77	84	79	89	329	

47	290	Srisathorn, Salai	THAILAND	P	97	94	97	100	388	
				K	90	93	91	87	361	
				S	81	81	86	89	337	1086
48	241	Gison, Martin M.	PHILPINS	P	95	99	98	96	388	
				K	91	92	91	92	366	
				S	80	76	81	82	319	1073
49	164	Rull, Peter Augustus	HONGKONG	P	98	99	97	98	392	
				K	91	91	90	94	366	
				S	64	76	75	74	289	1047
50	257	Chaudhry, Aziz Ahmed	PAKISTAN	P	95	93	93	95	376	
				K	85	87	91	89	352	
				S	81	82	76	73	312	1040
51	163	Remedios, Reginald R.	HONGKONG	P	98	98	99	98	393	
				K	82	83	87	83	335	
				S	84	76	78	61	299	1027
52	207	Wong, Foo Wah	MALAYSIA	P	96	82	97	98	373	
				K	80	89	83	83	335	
				S	78	71	89	73	311	1019
53	176	Sharifi, Naser	IRAN	P	92	93	98	93	376	
				K	76	81	82	78	317	
				S	76	82	87	80	325	1018
Retired	327	Chaudhry, Saifi	PAKISTAN							
Retired	121	Kyaw, Shein	BURMA							
Retired	177	Kalani, Mohammad-Jefar	IRAN							
Retired	161	Manthos, Evlambios	GREECE							

Small Bore Rifle, Prone Position—Petite carabine, position couchée 50 m 60 shots

43 countries 73 competitors, Retired 3

9.00~11.30, Oct. 16. Asaka Shooting Range

WR 595 Pt. Holup, J. (HUNGARY) 1959

OR 590 Pt. Kohnke, P. (GERMANY) 1960

Previous Olympic Winners

1908	A. A. Carnell	BRITAIN	1936	W. Rogerberg	NORWAY
1912	F. S. Hird	U.S.A.	1948	A. Cook	U.S.A.
1920	L. A. Nuesslein	U.S.A.	1952	J. Sarbu	RUMANIA
1924	G. Coquelin de Lisle	FRANCE	1956	G. R. Quellette	CANADA
1932	B. Ronnmark	SWEDEN	1960	P. Kohnke	GERMANY

Place	Shooter No.	Name	Country	Series						Points Total
				1	2	3	4	5	6	
1	171	Hammerl, Laszlo	HUNGARY	100	100	99	99	99	100	597 NWR, NOR
2	304	Wigger, Lones Wesley Jr.	U.S.A.	99	100	100	100	99	99	597 NWR, NOR
3	305	Rool, Tommy Gayle	U.S.A.	99	100	100	98	100	99	596 NWR, NOR
4	124	Boa, Gilmour S.	CANADA	100	98	98	100	99	100	595 TWR, NOR
5	261	Rotaru, Nicolae	RUMANIA	95	100	100	100	100	100	595 TWR, NOR
6	188	Rinzaki, Akihiro	JAPAN	99	98	100	99	100	98	594 NOR
7	149	Wenk, Karl	GERMANY	100	99	99	97	100	99	594 NOR
8	262	Cogut, Traian	RUMANIA	99	99	99	99	98	99	593 NOR
9	170	Jakosits, Tibor	HUNGARY	97	98	99	99	99	100	592 NOR
10	116	Hristov, Velitchko V.	BULGARIA	100	99	97	99	98	99	592 NOR
11	278	Vogt, Erwin	SWITZ	100	98	98	100	97	99	592 NOR
12	136	Jensen, Ole C. H.	DENMARK	98	98	97	100	100	99	592 NOR
13	279	Simonet, Hans	SWITZ	98	100	97	98	98	100	591 NOR
14	231	Van Domselaar, Johan	NETHLAND	97	97	99	100	99	99	591 NOR
15	318	Enrico, Forcella P.	VENEZULA	98	98	99	100	97	99	591 NOR
16	250	Marucha, Stanislaw	POLAND	98	98	99	100	98	98	591 NOR
17	155	Morgan, Thomas Peter	BRITAIN	99	98	99	99	99	97	591 NOR
18	272	Poignant, Jan Emil	SWEDEN	98	99	97	100	99	98	591 NOR
19	214	Elizondo Najera, Jesus A.	MEXICO	97	96	98	100	100	99	590 TOR
20	313	Chuiian, Vladimir	U.S.S.R.	98	99	96	98	99	100	590 TOR
21	312	Shamburkin, Victor	U.S.S.R.	98	98	98	100	98	98	590 TOR
22	108	Rule, Norman	AUSTRALA	97	98	98	100	100	97	590 TOR
23	156	Hall, John	BRITAIN	98	100	98	97	98	98	589
24	150	Bortz, Rudolf	GERMANY	99	100	99	96	96	99	589
25	117	Koen, Marcel Jossif	BULGARIA	100	98	98	99	96	98	589
26	109	Kirkwood, James	AUSTRALA	98	99	100	99	97	96	589
27	292	Chaiyanitr, Choomphol	THAILAND	97	97	97	99	99	100	589
28	114	Hammerer, Hubert	AUSTRIA	98	99	98	99	98	97	589
29	135	Petersen, Niels Svend	DENMARK	100	96	100	95	98	99	588
30	131	Stiborik, Vladimir	CZECHSLV	99	99	97	96	97	100	588
31	123	Marsh, George S.	CANADA	97	98	98	98	100	97	588
32	161	Manthos, Evlambios	GREECE	97	98	98	98	99	98	588
33	285	Pan, Kouang	TAIWAN	99	98	99	98	96	98	588
34	242	Feliciano, Adolfo S.	PHILPINS	98	100	95	99	99	97	588
35	298	Fikry, Mohamed Amin	U.S.A.	98	98	97	99	100	96	588
36	221	Naes, Thormod	NORWAY	98	94	98	98	100	99	587
37	212	Vazquez Rana, Olegario	MEXICO	99	97	100	96	99	96	587

38	129	Huber, Roberto	CHILE	97	99	99	97	97	97	586
39	165	Souza, Henry Anthony	HONGKONG	96	99	98	96	98	99	586
40	201	Choo, Wha Il	KOREA	95	99	99	98	97	98	586
41	139	Koskinen, Antti Kalervo	FINLAND	98	97	97	99	97	98	586
42	115	Lafortune, Francois	BELGIUM	97	99	96	98	98	98	586
43	140	Ylonen, Vilho Ilmari	FINLAND	97	99	96	95	100	98	585
44	220	Landroe, Magne	NORWAY	99	97	98	95	99	97	585
45	206	Kremer, Victor	LUXEMBRG	96	98	100	96	97	97	584
46	299	Elkateb, Mohamed Sami	U.A.R.	99	94	99	99	96	97	584
47	181	Sirkis, Nehemia	ISRAEL	96	95	99	99	97	98	584
48	187	Ishii, Takao	JAPAN	98	96	98	97	98	97	584
49	232	Caceres Lopez, Oscar	PERU	98	97	95	97	98	99	584
50	121	Kyaw Shein	BURMA	98	100	94	96	98	98	584
51	273	Sundberg, Nils John	SWEDEN	98	96	98	100	95	97	584
52	243	Salandanan, Pacifico Y.	PHILPINS	95	96	100	98	98	96	583
53	209	Tang, Peng Choy	MALAYSIA	98	99	97	95	97	96	582
54	286	Tai, Chao Chih	TAIWAN	97	94	97	97	98	98	581
55	122	Kyaw Aye	BURMA	95	93	99	99	97	97	580
56	145	Guy, Pierre	FRANCE	94	100	96	98	96	96	580
57	319	Agustin, Rangel	VENEZULA	96	99	97	95	95	98	580
58	253	Costa, Manuel	PORTUGAL	95	99	97	96	98	95	580
59	101	Lopez, Melchor J.	ARGENTIN	98	98	96	95	95	97	579
60	102	Nassiff, Cirilo	ARGENTIN	98	95	97	98	97	94	579
61	178	Mobaser, Cholam-Hossein	IRAN	99	98	96	96	94	96	579
62	267	Medina, Pedro	SPAIN	96	98	97	97	96	95	579
63	180	Crystal, Hannan	ISRAEL	98	98	93	95	98	97	579
64	177	Kalani, Mohammad-Jafar	IRAN	96	96	96	96	96	96	576
65	200	Huh, Wook Bong	KOREA	96	95	98	94	96	95	574
66	208	Filmer, Dennis	MALAYSIA	95	98	95	97	95	94	574
67	293	Purnaveja, Hongsa	THAILAND	97	96	97	95	95	94	574
68	234	Caceres Lopez, Javier	PERU	98	95	94	93	98	94	572
69	128	Perera, Habarakadage R.	CEYLON	93	97	97	94	94	96	571
70	164	Rull, Peter Augustus	HONGKONG	92	97	98	95	92	97	571
71	194	Vernon-Roberts, Neil	KENYA	96	95	93	94	98	94	570
72	127	Jayewardene, Ravi Vimal	CEYLON	93	97	93	94	95	96	568
73	257	Chaudhry, Aziz Ahmed	PAKISTAN	93	96	96	90	95	97	567
Retired 349		Nowicki, Jerzy	POLAND							
Retired 268		Andoin, Jose Manuel	SPAIN							
Retired 218		Tubed, Tserendondob	MONGOLLA							



Small Bore Rifle-Prone winners
Les vainqueurs de Petite Carabine,
position couchée

- ① L. Hammerl (HUN)
- ② L. Wigger Jr. (USA)
- ③ T. Pool (USA)

Free Pistol=Pistolet libre 50 m 60 shots

34 countries 52 competitors retired 2

9.00~12.00 Oct. 18. Asaka Shooting Range

WR 566 point Jassinski, A. (U.S.S.R.) 1955

OR 560 point Gustchin, A. (U.S.S.R.) 1960

Previous Olympic Winners

1896	S. Paine	U.S.A.	1948	E. Vasquez Cam	PERU
1900	C. Roderer	SWITZ	1952	H.L. Benner	U.S.A.
1912	A. P. Lane	U.S.A.	1956	P. T. Linnosvuop	FINLAND
1920	C. T. Frederick	U.S.A.	1960	A. Gustchin	U.S.S.R.
1936	T. Ullmann	SWEDEN			

Place	Shooter No.	Name	Country	Series						Total Points	TOR
				1	2	3	4	5	6		
1	141	Markkanen, Vaino Johannes	FINLAND	90	96	96	94	93	91	560	
2	307	Green, Franklin C	U.S.A.	92	95	95	91	93	91	557	
3	190	Yoshikawa, Yoshihisa	JAPAN	94	89	89	93	95	94	554	
4	151	Garreis, Johann	GERMANY	86	96	94	93	94	91	554	
5	157	Chivers, Anthony James	BRITAIN	93	91	89	91	95	93	552	
6	236	Vita Segura, Antonio	PERU	95	89	92	91	91	92	550	
7	274	Larsson, Leif Uno	SWEDEN	92	92	94	91	89	91	459	
8	306	Smith, Thomas Devine III	U.S.A.	92	90	97	91	88	90	548	
9	202	Ahn, Jai Song	KOREA	94	91	91	94	89	89	548	
10	142	Huhtinen, Immo Uolevi	FINLAND	91	89	91	92	93	90	546	
11	315	Udachin, Albert	U.S.S.R.	88	90	92	95	88	92	545	
12	269	Garcia, Juan	SPAIN	87	90	94	94	91	89	545	
13	172	Kelemen, Lajos	HUNGARY	93	92	95	90	85	90	545	
14	146	Renaux, Jean	FRANCE	92	90	89	88	90	95	544	
15	118	Denev, Dentcho Todorov	BULGARIA	90	94	94	87	88	90	543	
16	126	McMahon, Garfield W.	CANADA	89	93	89	91	93	88	543	
17	281	Hemauer, Ludwig	SWITZ	89	91	86	90	94	92	542	
18	132	Kudrna, Vladimir	CZECHSLV	91	89	90	91	89	92	542	
19	264	Bratu, Neagu	RUMANIA	87	90	90	92	91	92	542	
20	173	Gonczy, Ferenc	HUNGARY	87	91	89	89	89	96	541	
21	314	Rasskazov, Evgeniy	U.S.S.R.	94	89	91	88	89	90	541	
22	263	Maghiar, Gavril	RUMANIA	93	84	92	89	91	91	540	
23	119	Kozlovski, Todor Gavrilov	BULGARIA	91	89	89	90	93	88	540	
24	280	Stoll, Ernst	SWITZ	86	90	88	91	92	92	539	
25	251	Kurzawski, Kazimierz	POLAND	87	89	90	91	90	90	537	
26	189	Takahashi, Shinji	JAPAN	87	84	93	88	93	91	536	
27	125	Hare, William E.	CANADA	88	88	87	92	91	89	535	
28	320	Edgar, Espinoza	VENEZULA	85	89	90	87	93	88	532	
29	158	Cullum, Harold	BRITAIN	87	88	89	90	84	94	532	
30	152	Kaupmannsennecke, Hans	GERMANY	93	89	79	92	87	90	530	
31	167	Gillies, William Mckay	HONGKONG	86	85	89	89	86	94	529	
32	203	Suh Kang Wook	KOREA	87	84	90	86	90	90	527	
33	182	Simomi, Ugo	ITALY	88	86	92	82	88	90	526	
34	244	Bond, Edgar Jr. V.	PHILIPINS	92	79	90	88	88	89	526	
35	215	Torres Valdez, Enrique	MEXICO	81	85	88	91	93	86	524	
36	195	Horner, Michael G. D.	KENYA	90	87	94	87	84	82	524	

37	216	Ybarra Zapata, Raul	MEXICO	88	86	85	89	88	88	524
38	110	Johnson, Rodney	AUSTRALA	85	84	88	92	90	82	521
39	294	Smuthranond, Paitool	THAILAND	89	86	88	86	88	81	518
40	219	Tubed, Miagmarjab	MONGOLIA	90	81	89	78	90	90	518
41	103	Aspitia, Humberto D. V.	ARGENTIN	85	84	84	86	88	87	514
42	255	Guillermety, Fred A.	P. RICO	88	87	85	86	79	87	512
43	166	Hoo, Kam Chiu	HONGKONG	80	84	88	83	87	88	510
44	295	Yuktanan, Amorn	THAILAND	85	84	83	85	88	84	509
45	111	Coffey, Leslie Raymond	AUSTRALA	84	86	86	83	83	86	508
46	258	Salaum, M. A.	PAKISTAN	87	81	86	77	88	88	507
47	300	Atia, Elaayed Hassan	U.S.A.	85	84	88	82	85	82	506
48	245	Ninonuedvo, Mariano S.	PHILPINS	83	79	77	92	87	83	501
49	210	Kok, Kum Woh	MALAYSIA	84	87	83	75	89	80	498
50	235	Puente Salvatierra, Pedro	PERU	71	83	88	79	89	84	494
51	193	Bridge, Roy Anthony	JAMAICA	83	83	78	88	81	79	492
52	179	Momtahen, Nosratollah	IRAN	83	73	83	77	90	84	490
Retired 130		Clopatofsky, T. A.	COLOMBIA							
Retired 270		Omist, Mariano	SPAIN							

Rapid Fire Pistol==Tir de vitesse aux silhouettes 25 m 30 shots/round

34 countries 53 competitors

9.30~1st Round 13.00~2nd Round Asaka Shooting Range

WR 595 Pt. Kropotin, A. (U.S.S.R.) 1963

OR 587 Pt. Petrescu, I. (RUMANIA) 1956

Previous Olympic Winners

1896	J. Phrangudis	GREECE	1932	R. Morigi	ITALY
1900	M. Larrouy	FRANCE	1936	C. Van Oyen	GERMANY
1908	P. Van Asbrock	BELGIUM	1948	K. Takacs	HUNGARY
1912	A. P. Lane	U.S.A.	1952	K. Takacs	HUNGARY
1920	G. Paraense	BRAZIL	1956	S. Petrescu	RUMANIA
1924	H. N. Bailey	U.S.A.	1960	McMillan	U.S.A.

Place	No.	Name	Country	Time Sec.	First Round			Second Round			Grand Total
					1	2	Total	1	2	Total	
1	143	Linnoovuop, Pentti Tapio	FINLAND	8	50	50	100	50	49	99	592 NOR
				6	49	49	98	50	50	100	
				4	50	49	99	49	47	96	
				Total			297			295	
2	265	Tripsa, Ion	RUMANIA	8	50	49	99	50	50	100	591 NOR
				6	49	50	99	50	50	100	
				4	48	49	97	49	47	96	
				Total			295			296	
3	133	Nacovsky, Lubomir	CZECHSLV	8	49	49	98	49	50	99	590 NOR
				6	48	48	96	49	50	99	
				4	50	50	100	50	48	98	
				Total			294			296	
4	282	Albrecht, Hans	SWITZ	8	49	50	99	50	50	100	590 NOR
				6	48	50	98	48	49	97	
				4	49	49	98	49	49	98	
				Total			295			295	

5	175	Kun, Szilard	HUNGARY	8	49	48	97	50	50	100	
				6	49	48	97	50	49	99	
				4	49	50	99	48	49	97	
				Total			293			296	
6	266	Rosca, Marcel	RUMANIA	8	50	50	100	50	48	98	
				6	49	50	99	50	50	100	
				4	48	47	95	48	48	96	
				Total			294			294	
7	316	Bakalov, Igor	U.S.S.R.	8	50	48	98	48	49	97	
				6	49	50	99	49	49	98	
				4	50	47	97	50	49	99	
				Total			294			294	
8	192	Kubo, Kanji	JAPAN	8	49	50	99	50	48	98	
				6	50	48	98	50	49	99	
				4	47	48	95	48	50	98	
				Total			292			295	
9	134	Falta, Ladislav	CZECHSLV	8	50	49	99	49	48	97	
				6	50	48	98	49	49	98	
				4	48	48	96	50	49	99	
				Total			293			294	
10	159	Clark, Anthony John	BRITAIN	8	50	50	100	50	49	99	
				6	49	50	99	49	50	99	
				4	48	47	95	48	47	95	
				Total			294			293	
11	283	Schneider, Hansruedi	SWITZ	8	48	50	98	50	50	100	
				6	50	49	99	50	48	98	
				4	50	47	97	46	48	94	
				Total			294			292	
12	308	McMillan William Willard	U.S.A.	8	49	49	98	50	49	99	
				6	48	49	97	48	50	98	
				4	48	50	98	50	46	96	
				Total			293			293	
13	154	Jacobi, Lothar	GERMANY	8	49	49	98	49	50	99	
				6	50	48	98	50	49	99	
				4	50	45	95	47	49	96	
				Total			291			294	
14	146	Renaux, Jean	FRANCE	8	48	49	97	50	50	100	
				6	50	49	99	50	50	100	
				4	49	45	94	49	45	94	
				Total			290			294	
15	252	Zapedzki, Jozef	POLAND	8	49	48	97	50	48	98	
				6	50	50	100	50	49	99	
				4	49	47	96	46	48	94	
				Total			293			291	
16	317	Zabelin, Alexandr	U.S.S.R	8	50	48	98	48	50	98	
				6	49	50	99	49	50	99	
				4	49	48	97	45	48	93	
				Total			294			290	
17	309	Teague, Edwin Lee	U.S.A.	8	47	50	97	49	49	98	
				6	50	49	99	47	50	97	
				4	47	50	97	46	49	95	
				Total			293			290	
18	118	Denev, Dentcho Todorov	BULGARIA	8	50	50	100	49	50	99	
				6	48	49	97	49	44	93	
				4	48	49	97	46	50	96	
				Total			294			288	
19	112	Papps, Michael Francis	AUSTRALA	8	49	49	98	50	48	98	
				6	49	50	99	49	50	99	
				4	47	47	94	47	47	94	
				Total			291			291	

20	113	Gonczol, Tibor	AUSTRALA	8	48	50	98	50	49	99	
				6	49	48	97	48	50	98	
				4	45	48	93	47	49	96	
				Total			288			293	
21	162	Papageorgopoulos, A.	GREECE	8	49	49	98	50	48	98	
				6	49	49	98	49	50	99	
				4	43	49	92	48	48	96	
				Total			288			293	
22	125	Hare, William E.	CANADA	8	49	49	98	50	50	100	
				6	45	49	94	50	50	100	
				4	45	48	93	47	47	94	
				Total			285			294	
23	174	Balla, Gabor	HUNGARY	8	49	48	97	48	48	96	
				6	49	50	99	50	48	98	
				4	45	49	94	46	49	95	
				Total			290			289	
24	191	Ochiai, Osamu	JAPAN	8	49	49	98	50	48	98	
				6	49	48	97	49	48	97	
				4	46	47	93	48	48	96	
				Total			288			291	
25	275	Berntsson, Stig Beril	SWEDEN	8	49	47	96	47	49	96	
				6	49	49	98	49	49	98	
				4	47	48	95	47	48	95	
				Total			289			289	
26	153	Feller, Gerhard	GERMANY	8	49	47	96	50	49	99	
				6	48	49	97	48	47	95	
				4	47	48	95	48	47	95	
				Total			288			289	
27	144	Sievanen, Kalle Emil	FINLAND	8	50	49	99	49	50	99	
				6	50	50	100	48	50	98	
				4	45	47	92	44	44	88	
				Total			291			285	
28	105	Fernandez, Manuel Jose	ARGENTIN	8	48	50	98	50	49	99	
				6	46	49	95	49	50	99	
				4	46	47	93	46	46	92	
				Total			286			290	
29	222	Zwetnow, Nicolai	NORWAY	8	48	48	96	48	49	97	
				6	46	49	95	48	48	96	
				4	49	47	96	49	47	96	
				Total			287			289	
30	297	Somanatemega, Sumon	THAILAND	8	48	49	97	49	50	99	
				6	47	49	96	48	48	96	
				4	46	46	92	48	47	95	
				Total			285			290	
31	184	Liverzani, Giovanni	ITALY	8	49	49	98	49	49	98	
				6	48	49	97	50	49	99	
				4	47	39	86	49	47	96	
				Total			281			293	
32	104	Oxoby, Juan Carlos	ARGENTIN	8	49	49	98	48	48	97	
				6	47	47	94	48	48	96	
				4	47	47	94	45	50	95	
				Total			286			288	
33	271	Thomas, Juan	SPAIN	8	49	48	97	47	48	95	
				6	47	50	97	50	49	99	
				4	46	46	92	46	48	94	
				Total			286			288	
34	237	Cornejo Calderno, G.	PERU	8	49	50	99	49	48	97	
				6	44	48	92	49	48	97	
				4	46	49	95	47	46	93	
				Total			286			287	

35	296	Kasiwat, Tawesak	THAILAND	8	50	48	98	48	46	94	
				6	48	47	95	48	47	95	
				4	49	47	96	47	46	93	
				Total			289			282	
36	183	Amicosante, Ugo	ITALY	8	50	48	98	49	48	97	
				6	48	50	98	50	48	98	
				4	48	40	88	45	46	91	
				Total			284			286	
37	256	Lyon, Leon	P. RICO	8	49	48	97	46	50	96	
				6	49	50	99	47	49	96	
				4	44	46	90	47	45	92	
				Total			286			284	
38	160	Bray, Alan Herbert	BRITAIN	8	47	48	95	50	50	100	
				6	47	49	96	48	49	97	
				4	44	46	90	46	45	91	
				Total			281			288	
39	205	Lee, Jong Hyun	KOREA	8	47	47	94	48	49	97	
				6	49	48	97	47	39	86	
				4	46	47	93	49	49	98	
				Total			284			281	
40	321	Jose Antonio, Chalbaud T.	VENEZULA	8	49	48	97	47	49	96	
				6	48	48	96	49	45	94	
				4	43	46	89	47	46	93	
				Total			282			283	
41	130	Clopatofsky, T. A.	COLOMBIA	8	47	48	95	46	47	93	
				6	48	48	96	48	49	97	
				4	45	45	90	46	43	89	
				Total			281			279	
42	301	Zohdy, Abdallah	U.A.R.	8	47	47	94	50	47	97	
				6	49	46	95	44	48	92	
				4	36	46	82	47	48	95	
				Total			271			284	
43	238	Malpartida, L. T. Armando	PERU	8	49	46	95	48	49	97	
				6	45	47	92	48	44	92	
				4	46	40	86	46	45	91	
				Total			273			280	
44	197	Bull, Leonard James	KENYA	8	47	47	94	49	45	94	
				6	46	47	93	48	48	96	
				4	44	46	90	41	45	86	
				Total			277			276	
45	254	Cayolla, Jose	PORTUGAL	8	49	50	99	47	48	95	
				6	49	47	96	48	39	87	
				4	36	45	81	48	46	94	
				Total			276			276	
46	204	Bahk, Nahmkyu	KOREA	8	45	47	92	48	49	97	
				6	46	47	93	48	45	93	
				4	43	46	89	44	44	88	
				Total			274			278	
47	126	McMahon, Garfield W.	CANADA	8	48	50	98	49	50	99	
				6	46	48	94	48	49	97	
				4	31	47	78	40	45	85	
				Total			270			281	
48	247	Miranda, Horacio R.	PHILPINS	8	49	48	97	47	46	93	
				6	45	49	94	47	45	92	
				4	45	42	87	41	44	85	
				Total			278			270	
49	259	Rashid, Hav Abdur	PAKISTAN	8	44	43	87	44	47	91	
				6	45	47	92	46	43	89	
				4	45	45	90	47	42	89	
				Total			269			269	

50	246	Miranda, Paterno, R.Jr.	PHILPINS	8	48	46	94	46	47	93	
				6	45	44	89	45	48	93	
				4	46	46	92	39	35	74	
				Total			275			260	535
51	196	Handford-Rice, Alan	KENYA	8	48	48	96	47	46	93	
				6	43	45	88	45	49	94	
				4	34	36	70	28	46	74	
				Total			254			261	515
52	211	Loh, Ah Chee	MALAYSIA	8	35	48	83	46	46	92	
				6	44	39	83	46	46	92	
				4	41	40	81	42	22	64	
				Total			247			248	495
53	287	Ma, Chen Shan	TAIWAN	8	47	47	94	43	47	90	
				6	46	47	93	37	45	82	
				4	24	34	58	27	38	65	
				Total			245			237	482
Retired 120		Popov, Stoyan Philipov	BULGARIA								
Retired 179		Momtahn, Nosratollah	IRAN								
Retired 219		Tubed, Miagmarjab	MONGOLIA								

Clay Pigeon Shooting==Tir aux pigeons d'argile 25 shots/round

28 countries 51 competitors, Retired 2

Oct. 15, 16, 17, Tokorozawa Shooting Range

OR 195 Pt. Rossini, Lliano (ITALY) 1960

Previous Olympic Winners

1900	R. De Barbarin	FRANCE	1924	J. Halasy	HUNGARY
1908	W. H. Ewing	CANADA	1952	G. P. Genereux	CANADA
1912	J. R. Graham	U.S.A.	1956	I. Dumitrescu	RUMANIA
1920	P. McArie	U.S.A.	1960	L. Rossini	ITALY

Place	Shooter No.	Name	Country	Round								Total Points	
				1	2	3	4	5	6	7	8		
1	4	Mattarelli, Ennio	ITALY	25	24	24	25	25	25	25	25	198	NOR
2	7	Senichev, Pavel	U.S.S.R.	25	25	22	25	23	24	25	25	194 (25)	
3	18	Morris, William C. III	U.S.A.	25	24	23	23	25	25	25	24	194 (24)	
4	5	Rossini, Lliano	ITALY	25	25	24	24	24	25	24	23	194 (23)	
5	1	Dumitrescu, Ion	RUMANIA	24	24	23	24	24	24	25	25	193	
6	35	Lira, Mario Enrique	CHILE	25	25	24	24	24	25	23	23	193	
7	13	Braithwaite, John Robert	BRITAIN	25	24	22	23	25	25	24	24	192	
8	23	Marscheider, Joachim	GERMANY	22	23	24	25	24	25	23	25	191	
9	9	Meixner, Josef	AUSTRIA	23	25	22	23	23	24	25	25	190	



At the Tokorozawa Trap Shooting Range



Clay Pigeon event being won by

E. Mattarelli

① **E. Mattarelli** (ITA)

② **P. Senichev** (URS)

③ **W. Morris III** (USA)





Rapid Fire Pistol events


Small Bore Rifle Position event





L. Hammerl (HUN) winning the Small Bore Rifle Position event

Result Board showing progress of the Shooting events





The winners of the Small Bore Rifle 3 Position event. From left, Third L. Hammerl (HUN), First L. Wigger (USA) and Second V. Hristov (BUL)



The winners in the Free Pistol event

① V. Markkanen (FIN) ② F. Green (USA) ③ Y. Yoshikawa (JPN)



Rapid Fire Pistol event winners

① P. Linnosvuop (FIN) ② I. Tripsa (RUM) ③ L. Nacovsky (CZS)



Volley-Ball

Fédération Internationale de Volley-Ball

President Paul Libaud

Secretary Henri Aujard

Treasurer

Japan Volley-Ball Association

President : Nishikawa, Masaichi

Chairman : Maeda, Yutaka

Member of Technical Sports Committee of O.O.C. Imataka, Shoichi

Jury Paul Libaud

Angue Barzackhi

Jaroslav Vevoda

Harry E. Wilson

Vladimir Savvine

Gabriel Cherebetiu

Nishikawa, Masaichi

Maeda, Yutaka

Sports Andre Holvay
Organizing Kazimier Stanisweski
Committee

Olivier Bruyr

Henri Aujard

Constantin Constantinov

Imataka, Shoichi

Ikeda, Kyuzo

Referees

Tchnilin

Constantin Armasescu

Ilario Toriolo

Karl-Heinz Schuster

Walter Alvez

Newton Leibnitz

Lubomir Kettner

Laszlo Ormai

Y.M. Ku

H.S. Han

P.P. Moerman

Constantin Florescu

Mircea Albut

Alton W. Fish

Szele

Bloudov

Georgi Krastev

Glen Davies

Nokihara, Masashige

Ikeda, Kyuzo

Okura, Toshihiko

Yoshihara, Kazuo

Suemasa, Keiichi

Candidates Kiyama, Ryuichi

Narukawa, Mutsushi

Nakajima, Katsumasa

Kuwahara, Hiroshi

Sunada, Takashi

Yamagishi, Kazuo

Matsumoto, Miki

Game Schedule—Horaire des Epreuves

(at Komazawa)

▲: Female

(at Yokohama Cultural Gymnasium)

▲: Female

No.	Date	Time					No.	Date	Time				
		A.M. 11.00	P.M. 1.00	P.M. 3.00	P.M. 5.00	P.M. 7.00			A.M. 11.00	P.M. 1.00	P.M. 3.00	P.M. 5.00	P.M. 7.00
1	11 SUN.	KOREA POLAND ▲	RUMANIA U.S.S.R. ▲	JAPAN U.S.A.			1	11 SUN.					
2	12 MON.						2	12 MON.			KOREA U.S.S.R. ▲	POLAND U.S.A. ▲	JAPAN RUMANIA ▲
3	13 TUES.	NETHLAND U.S.A.	CZECHSLV HUNGARY		RUMANIA U.S.A. ▲	BRAZIL BULGARIA	3	13 TUES.				RUMANIA U.S.S.R.	JAPAN KOREA
4	14 WED.	NETHLAND U.S.S.R.	BRAZIL RUMANIA		KOREA U.S.A.	HUNGARY JAPAN	4	14 WED.				BULGARIA CZECHSLV	JAPAN KOREA ▲
5	15 THUR.	BULGARIA RUMANIA	POLAND U.S.S.R.		KOREA U.S.S.R.	CZECHSLV JAPAN	5	15 THUR.				BRAZIL NETHLAND	HUNGARY U.S.A.
6	16 FRI.	REST					6	16 FRI.	REST				
7	17 SAT.	BULGARIA JAPAN	CZECHSLV U.S.A.		NETHLAND RUMANIA	HUNGARY U.S.S.R.	7	17 SAT.		U.S.A. U.S.S.R. ▲	BRAZIL KOREA		
8	18 SUN.	KOREA RUMANIA	JAPAN POLAND ▲		BRAZIL HUNGARY	CZECHSLV U.S.S.R.	8	18 SUN.		BULGARIA NETHLAND	JAPAN U.S.A.		
9	19 MON.	BULGARIA U.S.A.	KOREA NETHLAND		KOREA RUMANIA ▲	JAPAN U.S.S.R.	9	19 MON.				BRAZIL CZECHSLV	HUNGARY RUMANIA
10	20 TUES.	REST					10	20 TUES.	REST				
11	21 WED.	KOREA U.S.A. ▲	BRAZIL JAPAN		BULGARIA KOREA	CZECHSLV RUMANIA	11	21 WED.				HUNGARY NETHLAND	U.S.A. U.S.S.R.
12	22 THUR.	HUNGARY KOREA	CZECHSLV NETHLAND		BRAZIL U.S.A.	JAPAN RUMANIA	12	22 THUR.				BULGARIA U.S.S.R.	POLAND RUMANIA ▲
13	23 FRI.	BRAZIL U.S.S.R.	CZECHSLV KOREA		BULGARIA HUNGARY	JAPAN U.S.S.R. ▲	13	23 FRI.	JAPAN NETHLAND	RUMANIA U.S.A.			

Match No. 1		Time 11.17-12.23		Netherlands					0					(10—15)					3					U.S.A.												
Referee		Nokihara, Masashige (JAPAN)												(13—15)										Umpire Florescu, Const. (RUMANIA)												
No.	Name	Points					Missed Points					Side out					Successes					Side out					Misses					Service Points				
		1	2	3	4	5	Tot	1	2	3	4	5	Tot	1	2	3	4	5	Tot	1	2	3	4	5	Tot	1	2	3	4	5	Tot	1	2	3	4	5
Netherlands		Technical Fouls					0 0 0					0																								
1	Korsloot, Jacob	-	0	-		0	-	0	-		0	-	0	-		0	-	0	-		0	-	1	-		1	-	0	-		0	-	0			
2	Koolen, Jurjaan C.	-	1	0		1	-	0	0		0	-	0	0		0	-	0	0		0	-	0	0		0	-	0	0		0	-	0			
3	Tinkhol, Johannes G.G.	0	-	-		0	3	-	-		3	1	-	-		1	2	-	-		2	0	-	-		0	2	0	-		0	0	0			
4	Oosterbaan, Jan Martinus	0	0	0		0	1	0	0		1	0	3	3		6	0	0	1		1	0	0	0		0	1	0	0		0	0	0			
5	Groenhuijzen, Robert G.	1	0	1		2	0	1	0		1	4	3	3		10	3	2	1		6	0	0	0		0	6	0	0		0	0	0			
6	Swieter Pieter	0	3	0		3	0	1	1		2	2	4	1		7	1	0	0		1	1	1	0		2	1	1	1		0	2	0			
7	VanWijnen, JohanWilhelm	-	-	0		0	-	-	0		0	-	-	0		0	-	-	0		0	-	-	0		0	0	-	-		0	0	0			
8	De Vink, Jacques	0	1	0		1	1	2	1		4	5	3	4		12	2	1	1		4	1	0	0		1	4	1	0		0	1	0			
9	Van Der Stoep, Dingeman	1	0	0		1	0	2	0		2	1	0	1		2	1	0	0		1	0	2	1		3	1	0	2		1	3	0			
10	Ewalds, Jacques	-	-	-		-	-	-	-		-	-	-	-		-	-	-	-		-	-	-	-		-	-	-	-		-	-	-			
11	Van Der Hoek, Johannes	0	0	0		0	0	0	0		0	1	0	1		2	1	1	1		3	1	1	0		2	3	1	1		0	2	0			
12	Constandse, Franklin L.	-	-	-		-	-	-	-		-	-	-	-		-	-	-	-		-	-	-	-		-	-	-	-		-	-	-			
Total		2	5	1		8	5	6	2		13	14	13	13		40	10	5	4		19	3	4	1		8	19	3	4		1	8	0			

Match No. 2		Time 13.16-15.36		Czechoslovakia					3					(15—10)					2					Hungary														
Referee		Okura, Toshihiko (JAPAN)												(12—15)					(13—15)					(15—9)					Umpire Davies, Glen (U.S.A.)									
No.	Name	Points					Missed Points					Side out					Successes					Side out					Misses					Service Points						
		1	2	3	4	5	Tot	1	2	3	4	5	Tot	1	2	3	4	5	Tot	1	2	3	4	5	Tot	1	2	3	4	5	Tot	1	2	3	4	5	Tot	
Czechoslovakia		Technical Fouls					0 0 0 0 0					0																										
1	Smidl, Vaclav	4	0	0	1	2	7	1	0	1	1	0	3	3	6	6	4	4	23	0	0	0	0	0	0	0	0	0	0	0	0	0	0	0	0	0	0	0
2	Sorm, Josef	-	-	0	1	0	1	-	-	0	0	0	0	-	-	0	1	4	5	-	-	0	0	2	2	-	-	1	0	0	1	0	0	1	0	1	1	0
3	Humhal, Zdenek	-	-	0	-	0	0	-	-	0	0	0	0	-	-	0	-	0	0	-	-	0	0	0	-	-	0	-	0	0	0	-	0	-	0	0	0	0
4	Labuda, Josef	-	-	-	-	-	-	-	-	-	-	-	-	-	-	-	-	-	-	-	-	-	-	-	-	-	-	-	-	-	-	-	-	-	-	-	-	-
5	Musil, Josef	0	0	0	0	1	1	1	1	1	0	4	0	1	0	1	1	3	0	1	0	0	1	2	0	0	0	0	0	0	0	0	0	0	0	0	0	0
6	Kop, Petr	3	0	2	4	1	10	0	1	1	1	3	0	2	8	2	4	16	0	0	1	0	1	2	0	0	1	0	0	1	0	0	1	0	1	1	0	
7	Cuda, Milan	-	-	-	-	-	-	-	-	-	-	-	-	-	-	-	-	-	-	-	-	-	-	-	-	-	-	-	-	-	-	-	-	-	-	-	-	-
8	Paulus, Karel	-	-	-	0	0	-	-	-	0	0	0	-	-	-	0	0	0	-	-	-	0	0	0	-	-	-	0	0	0	-	-	-	0	0	0	0	0
9	Golian, Bohumil	0	2	1	2	0	5	0	1	0	0	0	1	1	0	1	4	3	9	0	0	0	1	2	3	0	0	0	0	0	0	0	0	0	0	0	0	
10	Perusic Boris	0	0	-	-	0	0	0	0	-	0	0	0	0	0	-	0	0	0	0	0	-	1	1	0	0	-	0	0	-	0	0	-	0	0	0	0	
11	Schenk, Pavel	0	3	0	-	-	3	0	0	0	-	0	1	4	2	-	-	7	1	0	0	-	-	1	0	0	-	0	0	-	0	0	-	0	0	0	0	
12	Toman, Ladislav	0	1	2	0	3	6	1	0	0	3	1	5	2	5	7	2	4	20	1	0	2	1	3	7	0	0	0	0	0	0	0	0	0	0	0	0	0
Total		7	6	5	8	7	33	3	2	3	6	2	16	7	18	24	14	20	83	2	1	3	2	10	18	0	0	2	0	0	2	0	0	2	0	2	2	0

Match No. 3		Time 19.15-20.52		Bulgaria					3					(16—14)					0					Brazil												
Referee		Tchnilin (U.S.S.R.)												(15—10)					(15—6)					Umpire Suemasa, Keiichi (JAPAN)												
No.	Name	Points					Missed Points					Side out					Successes					Side out					Misses					Service Points				
		1	2	3	4	5	Tot	1	2	3	4	5	Tot	1	2	3	4	5	Tot	1	2	3	4	5	Tot	1	2	3	4	5	Tot	1	2	3	4	5
Bulgaria		Technical Fouls					0 0 0					0																								
1	Karov, Dimitre Lukov	0	1	0		1	0	1	0		1	0	1	1		2	3	0	1		4	0	1	0		1	4	0	1		0	1	0			
2	Kotchev, Ivan Petrov	1	2	1		4	0	0	0		0	3	4	7		14	0	0	2		2	0	0	0		0	2	0	0		0	0	0			
3	Konstantinov, Georgi A.	0	-	-		0	0	-	-		0	6	-	-		6	3	-	-		3	0	-	-		0	3	0	-		0	0	0			
4	Christov, Petko Pantelev	3	4	0		7	2	0	1		3	9	3	7		19	1	0	2		3	0	0	0		0	3	0	0		0	0	0			
5	Kratchmarov, Petar S.	0	0	-		0	0	0	-		0	0	0	-		0	0	0	-		0	0	0	-		0	0	0	0		0	0	0			
6	Srandev, Simeon M.	1	2	3		6	1	1	0		2	10	6	4		20	4	1	1		6	0	1	1		2	6	0	1		1	2	0			
7	Stoyanov, Klatchezar M.	-	-	-		-	-	-	-		-	-	-	-		-	-	-	-		-	-	-	-		-	-	-	-		-	-	-			
8	Giuderov, Boris Vassilev	0	0	-		0	0	1	-		1	6	1	-		7	3	2	-		5	0	0	-		0	5	0	0		0	0	0			
9	Ivanov, Kiril Metodiev	-	-	-		-	-	-	-		-	-	-	-		-	-	-	-		-	-	-	-		-	-	-	-		-	-	-			
10	Slavov, Slavtcho Stoyanov	-	0	1		1	-	0	1		1	-	2	3		5	-	0	1		1	-	0	0		0	1	-	0		0	0	0			
11	Boyardjiev, Georgi Spassov	0	1	2		3	0	3	0		3	1	0	0		1	1	2	1		4	0	1	0		1	4	0	1		0	1	0			
12	Koritarov, Angel B.	0	-	-		0	0	-	-		0	0	-	-		0	0	-	-		0	0	-	-		0	0	0	-		0	0	0			
Total		5	10	7		22	3	6	2		11	35	17	22		74	15	5	8		28	0	3	1		4	28	0	3		1	4	0			

No.	Name	Points					Missed Points					Side out Successes					Side out Misses					Service Points											
		1	2	3	4	5	Tot	1	2	3	4	5	Tot	1	2	3	4	5	Tot	1	2	3	4	5	Tot	1	2	3	4	5	Tot		
	U.S.A.	Technical Fouls					0	0	0				0																		0		
1	Velasco, Pedro	3	1	0			4	0	0	0		0	0	1	0		1	0	0	0		0	1	0	0								1
4	Lang, Ronald Dwayne	0	0	-			0	1	1	-		2	0	2	-		2	1	1	-		2	0	0	-								0
5	Highland, Jacob Alapaki	-	-	-			-	-	-	-		-	-	-	-		-	-	-	-		-	-	-	-								-
6	O'Hara, Michael Futch	-	-	2			2	-	-	1		1	-	-	3		3	-	-	0		0	-	-	0								0
7	Griebenow, William Earl	-	-	2			2	-	-	0		0	-	-	1		1	-	-	1		1	-	-	0								0
8	Bright, David Michael	0	2	0			2	1	2	0		3	3	4	4		11	2	0	1		3	0	1	0								1
9	Hammer, Richard Bernarr	-	-	-			-	-	-	-		-	-	-	-		-	-	-	-		-	-	-	-								-
10	Nelson, Charles T.	-	-	-			-	-	-	-		-	-	-	-		-	-	-	-		-	-	-	-								-
11	Taylor, John Franklin	-	-	-			-	-	-	-		-	-	-	-		-	-	-	-		-	-	-	-								-
12	Brown, Barry R.	0	1	-			1	2	0	-		2	4	3	-		7	1	4	-		5	0	0	-								0
13	Erickson, Keith R.	2	1	4			7	1	1	1		3	3	3	2		8	1	2	1		4	1	1	1								3
14	Suwara, Ernest	0	0	4			4	0	0	2		2	3	5	3		11	3	3	0		6	3	2	0								5
	Total	5	5	12			22	5	4	4		13	13	18	13		44	8	10	3		21	5	4	1								10

No.	Name	Points					Missed Points					Side out Successes					Side out Misses					Service Points											
		1	2	3	4	5	Tot	1	2	3	4	5	Tot	1	2	3	4	5	Tot	1	2	3	4	5	Tot	1	2	3	4	5	Tot		
	Hungary	Technical fouls					0	0	0	0	0	0																		0			
1	Czafik, Bela	0	0	1	0	0	1	1	1	0	0	1	3	0	0	0	1	1	0	0	0	0	0	2	2	1	0	1	0	1	0	1	3
2	Ivancso, Vilmos	-	-	-	0	-	0	-	-	0	-	0	-	0	-	0	-	-	-	0	-	0	-	0	-	0	-						0
3	Lantos, Csaba	0	2	1	0	1	4	1	1	2	0	4	0	2	3	0	4	9	0	1	0	0	1	2	0	0	0	0	0	0	0	0	0
4	Bodo, Gabor	-	-	-	-	-	-	-	-	-	-	-	-	-	-	-	-	-	-	-	-	-	-	-	-	-	-						-
5	Molnar, Istvan	1	0	1	2	3	7	4	3	1	2	0	10	1	6	3	5	2	17	1	1	0	0	0	2	0	1	0	0	0	0	0	1
6	Prouza, Otto	-	-	0	0	0	0	-	-	0	0	0	0	-	0	0	0	-	0	0	0	0	-	0	0	0	0						0
7	Tuske, Ferenc	-	-	0	0	0	0	-	-	0	0	0	0	-	0	2	0	2	-	-	0	0	0	0	0	-	-						0
8	Florian, Tibor	1	2	2	0	2	7	1	0	1	0	1	3	2	3	2	1	3	11	0	0	0	0	1	1	0	1	1	1	0	0	2	2
9	Galos, Laszlo	0	3	1	0	0	4	1	0	1	1	1	4	2	1	3	1	1	8	1	1	0	0	0	2	0	0	0	0	0	0	0	0
10	Kangyerka, Antal	-	-	-	-	-	-	-	-	-	-	-	-	-	-	-	-	-	-	-	-	-	-	-	-	-	-						-
11	Tatar, Mihaly	2	2	1	1	0	6	0	1	0	2	1	4	2	6	9	4	3	24	2	2	0	3	0	7	0	0	0	0	0	0	0	0
12	Janosi, Ferenc	1	2	3	0	1	7	0	0	1	2	4	7	2	6	3	3	0	14	1	1	2	1	1	6	1	0	0	0	0	0	1	1
	Total	5	11	10	3	7	36	8	6	6	7	8	35	9	24	23	16	14	86	5	6	2	4	5	22	2	2	2	0	1	7	7	

No.	Name	Points					Missed Points					Side out Successes					Side out Misses					Service Points											
		1	2	3	4	5	Tot	1	2	3	4	5	Tot	1	2	3	4	5	Tot	1	2	3	4	5	Tot	1	2	3	4	5	Tot		
	Brazil	Technical Fouls					0	0	0				0																		0		
1	Franca, Joao Claudio	0	0	-			0	0	0	-		0	0	2	-		2	0	0	-		0	0	0	-								0
2	Schwartz Da Costa, Jose M.	-	-	0			0	-	-	0		0	-	-	0		0	-	-	0		0	-	-	0								0
3	Leao De Oliveira, H.	0	0	1			1	0	0	0		0	0	0	0		0	0	0	0		0	0	0	1								1
4	DeVictor, Newdon Emanuel	4	0	1			5	4	0	2		6	10	2	3		15	1	1	1		3	1	1	0								2
5	Albano Feitosa, Carlos E.	0	1	0			1	1	0	1		2	2	4	3		9	0	0	0		0	1	1	0								2
6	Volpi, Marco Antonio	0	0	1			1	0	1	1		2	3	3	4		10	1	0	0		1	1	0	0								1
7	Nuzman, Carlos Arthur	0	0	-			0	0	0	-		0	2	0	-		2	0	0	-		0	0	0	-								0
8	De Oliveira Ramalho, J.	2	0	-			2	1	1	-		2	4	1	-		5	1	1	-		2	0	0	-								0
9	Viotti De Azevedo, Decio	0	1	0			1	4	0	1		5	3	3	3		9	4	0	0		4	0	0	0								0
10	Barcellos Borges, V. M.	1	0	0			1	1	0	2		3	4	0	2		6	2	1	1		4	1	0	0								1
	Total	7	2	3			12	11	2	7		20	28	15	15		58	9	3	2		14	4	2	1								7

Match No. 4		Time 17.15~18.56		Rumania 0		(8-15)		3		U.S.S.R.																						
Referee Kettner (CZECHSLV)						(10-15)				Umpire Leibnitz, Newton (BRAZIL)																						
Referee Kettner (CZECHSLV)						(9-15)																										
No.	Name	Points					Missed Points					Side out Successes					Side out Misses					Service Points										
		1	2	3	4	5	Tot	1	2	3	4	5	Tot	1	2	3	4	5	Tot	1	2	3	4	5	Tot	1	2	3	4	5	Tot	
	Rumania	Technical Fouls					0	0	0						0																	
1	Fieraru, Gheorghe	1	1	0			2	0	1	0			0	1	0	1	0			1	1	1	1			3	0	0	0			0
2	Nicolau, Horatiu	1	1	-			2	1	1	-			0	2	7	5	-			12	2	0	-			2	0	0	-			0
3	Dragan, Aurel	0	0	0			0	1	0	2			0	3	2	1	1			4	2	1	2			5	0	1	0			1
4	Szocs, Iuliu	1	-	-			1	3	-	-			0	3	8	-	-			8	4	-	-			4	0	-	-			0
5	Schreiber, Wiliam	-	-	-			-	-	-	-			-	-	-	-	-			-	-	-	-			-	-	-	-			-
6	Grigorovici, Mihai	0	1	1			2	1	0	0			0	1	2	7	4			13	2	3	0			5	0	0	0			0
7	Plocon, Davila	-	-	1			1	-	-	4			0	4	-	-	6			6	-	-	0			0	-	-	0			0
8	Barbuta, Nicolae	-	-	0			0	-	-	0			0	0	-	-	4			4	-	-	1			1	-	-	0			0
9	Derzsi, Eduard	0	2	0			2	2	3	1			0	6	4	4	0			8	5	2	0			7	0	1	0			1
10	Chezan, Mihai	-	-	-			-	-	-	-			-	-	-	-	-			-	-	-	-			-	-	-	-			-
11	Ganciu, Constantin	0	-	1			1	0	-	0			0	0	0	-	1			1	0	-	2			2	0	-	0			0
12	Coste, Mihai	0	0	3			3	0	2	1			0	3	0	2	8			10	0	1	2			3	0	0	1			1
	Total	3	5	6			14	8	7	8			0	23	23	20	24			67	16	8	8			32	0	2	1			3

Match No. 5		Time 19.16~20.37		Japan 3		(17-15)		0		Korea																						
Referee Fish, Alton (U.S.A.)						(15-8)				Umpire Ormai, Laszlo (HUNGARY)																						
Referee Fish, Alton (U.S.A.)						(15-3)																										
No.	Name	Points					Missed Points					Side out Successes					Side out Misses					Service Points										
		1	2	3	4	5	Tot	1	2	3	4	5	Tot	1	2	3	4	5	Tot	1	2	3	4	5	Tot	1	2	3	4	5	Tot	
	Japan	Technical Fouls					0	0	0						0																	
1	Demachi, Yutaka	0	1	1			2	1	1	1			0	3	1	1	0			2	2	2	0			4	0	1	0			1
2	Koyama, Tsutomu	-	-	0			0	-	-	0			0	0	-	-	2			2	-	-	1			1	-	-	0			0
3	Sugahara, Sadatoshi	-	-	1			1	0	0	0			0	0	-	-	0			0	-	-	1			1	-	-	0			0
4	Ikeda, Naohiro	1	1	0			2	2	1	0			0	3	6	3	3			12	1	0	0			1	0	0	0			0
5	Sato, Yasutaka	0	3	0			3	3	0	0			0	3	3	0	1			4	3	0	0			3	0	0	0			0
6	Kosedo, Toshiaki	-	-	-			-	-	-	-			-	-	-	-	-			-	-	-	-			-	-	-	-			-
7	Higuchi, Tokihiko	-	-	-			-	-	-	-			-	-	-	-	-			-	-	-	-			-	-	-	-			-
8	Minami, Masayuki	6	2	1			9	2	1	1			0	4	7	5	3			15	1	1	0			2	0	0	0			0
9	Tokutomi, Takeshi	-	-	-			-	-	-	-			-	-	-	-	-			-	-	-	-			-	-	-	-			-
10	Moriyama, Teruhisa	1	0	5			6	0	3	0			0	3	5	7	4			16	5	0	1			6	0	0	1			1
11	Nakamura, Yuzo	-	-	-			-	-	-	-			-	-	-	-	-			-	-	-	-			-	-	-	-			-
12	Nekota, Katsutoshi	1	1	0			2	0	0	0			0	0	0	0	0			0	2	2	1			5	0	1	0			1
	Total	9	8	8			25	8	6	2			0	16	22	16	13			51	14	5	4			23	0	2	1			3

Match No. 6		Time 11.15~12.24		Netherlands 0		(8-15)		3		U.S.S.R.																						
Referee Okura, Toshihiro (JAPAN)						(3-15)				Umpire Lee, Taik (KOREA)																						
Referee Okura, Toshihiro (JAPAN)						(11-15)																										
No.	Name	Points					Missed Points					Side out Successes					Side out Misses					Service Points										
		1	2	3	4	5	Tot	1	2	3	4	5	Tot	1	2	3	4	5	Tot	1	2	3	4	5	Tot	1	2	3	4	5	Tot	
	Netherlands	Technical Fouls					0	0	0						0																	
1	Korsloot, Jacob	-	-	0			0	-	-	0			0	0	-	-	0			0	-	-	0			0	-	-	0			0
2	Koolen, Jurjaan C.	0	0	2			2	0	2	2			0	4	3	1	2			6	2	1	0			3	0	0	1			1
3	Tinkhof, Johannes G.G.	-	-	-			-	-	-	-			-	-	-	-	-			-	-	-	-			-	-	-	-			-
4	Oosterbaan, Jan Martinus	0	0	-			0	1	0	-			0	1	4	2	-			6	1	0	-			1	0	0	-			0
5	Groenhuijzen, Robert G.	-	-	-			-	-	-	-			-	-	-	-	-			-	-	-	-			-	-	-	-			-
6	Swieter, Pieter	1	1	0			2	0	1	1			0	2	5	1	4			10	2	1	0			3	0	0	1			1
7	VanWijnen, JohanWilhelm	1	-	0			1	0	-	1			0	1	0	-	0			0	1	-	0			1	0	-	0			0
8	De Vink, Jacques	1	0	0			1	1	0	3			0	4	1	3	1			5	1	1	0			2	1	0	1			2
9	Van Der Stoep, Dingeman	-	1	0			1	-	1	0			0	1	-	1	0			1	-	1	0			1	-	0	0			0
10	Ewalds, Jacques	-	-	-			-	-	-	-			-	-	-	-	-			-	-	-	-			-	-	-	-			-
11	Van Der Hoek, Johannes	1	0	0			1	1	1	0			0	2	0	1	1			2	2	1	0			3	0	0	0			0
12	Constandse, Franklin L.	0	-	2			2	1	-	0			0	1	0	-	5			5	0	-	0			0	0	-	0			0
	Total	4	2	4			10	4	5	7			0	16	13	9	13			35	9	5	0			14	1	0	3			4

No.	Name	Points					Missed Points					Side out					Successes					Side out Misses					Service Points									
		1	2	3	4	5	Tot	1	2	3	4	5	Tot	1	2	3	4	5	Tot	1	2	3	4	5	Tot	1	2	3	4	5	Tot	1	2	3	4	5
	U.S.S.R.	Technical Fouls					0	0	0			0																								
1	Chesnokov, Yury	2	0	0		2	1	0	0			1	8	6	6			20	2	2	2			6	0	0	1			1						
2	Vengerovsky, Yury	-	-	0		0	-	-	0			0	-	-	0			0	-	-	0			0	-	-	0			0						
3	Sibiriakov, Eduard	-	-	-		-	-	-	-			-	-	-	-			-	-	-	-			-	-	-	-			-						
4	Voskoboinikov Dmitry	0	1	3		4	0	1	1			2	5	4	6			15	2	0	0			2	0	1	1			2						
5	Kacharava, Vazha	-	-	0		0	-	-	0			0	-	-	0			0	-	-	0			0	-	-	0			0						
6	Ljugailo, Stanislav	-	-	-		-	-	-	-			-	-	-	-			-	-	-	-			-	-	-	-			-						
7	Kovalenko, Vitaly	-	-	-		-	-	-	-			-	-	-	-			-	-	-	-			-	-	-	-			-						
8	Poyarkov, Yury	0	0	0		0	1	1	0			2	0	0	0			0	3	1	0			4	0	0	0			0						
9	Bugaenkov, Ivan	3	3	1		7	3	1	1			5	6	6	4			16	4	1	1			6	0	0	0			0						
10	Burobin, Nikolay	1	2	0		3	0	0	0			0	5	3	4			12	2	0	2			4	0	1	0			1						
11	Kalachikhin, Valery	0	0	-		0	0	0	-			0	0	0	-			-	1	0	-			1	0	0	-			0						
12	Mondzolevsky, Georgy	0	0	0		0	0	0	0			0	0	0	1			1	3	2	0			5	1	0	1			2						
	Total	6	6	4		16	5	3	2			10	24	19	21			64	17	6	5			28	1	2	3			6						

No.	Name	Points					Missed Points					Side out					Successes					Side out Misses					Service Points									
		1	2	3	4	5	Tot	1	2	3	4	5	Tot	1	2	3	4	5	Tot	1	2	3	4	5	Tot	1	2	3	4	5	Tot	1	2	3	4	5
	Korea	Technical Fouls					0	0	0			0																								
1	Kim, In Soo	1	0	0		1	2	2	1			5	0	2	0			2	0	1	0			1	0	0	0			0						
2	Oh, Pyong Kil	-	-	-		-	-	-	-			-	-	-	-			-	-	-	-			-	-	-	-			-						
3	Sohn, Young Wan	-	-	0		0	-	-	0			0	-	-	0			0	-	-	1			1	-	-	0			0						
4	Chung, Sun Hung	-	0	-		0	-	0	-			0	-	0	-			0	-	0	-			0	-	0	-			0						
5	Park, Suh Kwang	1	1	0		2	1	0	0			1	2	4	4			10	0	0	0			0	0	0	0			0						
6	Suh Ban Suk	1	0	0		1	2	2	2			6	9	3	8			20	5	1	0			6	2	0	0			2						
7	Lee, Kyu Soh	0	0	0		0	0	0	0			0	0	0	0			0	0	0	0			0	0	0	0			0						
8	Kim, Young Joon	0	0	-		0	1	1	-			2	2	1	-			3	2	1	-			3	0	1	-			1						
9	Kim, Sung Kil	-	-	-		-	-	-	-			-	-	-	-			-	-	-	-			-	-	-	-			-						
10	Kim, Kwang Soo	0	0	0		0	1	0	2			3	0	0	1			1	0	0	3			3	0	0	0			0						
11	Kim, Jin Hee	0	0	0		0	1	0	0			1	0	2	0			2	1	0	0			1	0	0	0			0						
12	Lim, Tae Hoh	2	0	1		3	0	0	1			1	3	1	2			6	0	0	2			2	0	0	0			0						
	Total	5	1	1		7	8	5	6			19	16	13	15			44	8	3	6			17	2	1	0			3						

No.	Name	Points					Missed Points					Side out					Successes					Side out Misses					Service Points									
		1	2	3	4	5	Tot	1	2	3	4	5	Tot	1	2	3	4	5	Tot	1	2	3	4	5	Tot	1	2	3	4	5	Tot	1	2	3	4	5
	U.S.S.R.	Technical Fouls					0	0	0			0																								
1	Chesnokov, Yury	4	1	-		5	0	0	-			0	4	3	-			7	1	0	-			1	0	0	-			0						
2	Vengerovsky, Yury	-	0	0		0	-	0	0			0	-	0	0			0	-	0	0			0	-	0	0			0						
3	Sibiriakov, Eduard	-	-	3		3	-	-	1			1	-	-	5			5	-	-	1			1	-	-	0			0						
4	Voskoboinikov Dmitry	-	-	-		-	-	-	-			-	-	-	-			-	-	-	-			-	-	-	-			-						
5	Kacharava, Vazha	0	3	3		6	0	0	2			2	2	4	4			10	1	1	0			2	0	0	0			0						
6	Ljugailo, Stanislav	-	-	-		-	-	-	-			-	-	-	-			-	-	-	-			-	-	-	-			-						
7	Kovalenko, Vitaly	0	1	0		1	-	0	0			0	-	0	4			4	-	1	0			1	-	0	1			1						
8	Poyarkov, Yury	1	1	1		3	1	0	0			1	0	0	1			1	1	2	2			5	1	3	0			4						
9	Bugaenkov, Ivan	2	1	0		3	1	1	1			3	2	1	4			7	2	0	1			3	0	0	0			0						
10	Burobin, Nikolay	3	-	-		3	1	-	-			1	4	-	-			4	0	-	-			0	0	-	-			0						
11	Kalachikhin, Valery	-	0	0		0	-	0	0			0	-	0	0			0	-	0	0			0	-	0	0			0						
11	Mondzolevsky, Georgy	0	0	0		0	0	0	0			0	0	0	0			0	2	0	0			2	0	0	0			0						
	Total	10	7	7		24	3	1	4			8	12	8	18			38	7	4	4			15	1	3	1			5						

Match No. 7		Time	13.14~14.10		Brazil		0	(6—15)	3	Rumania																			
Referee		Yoshihara, Kazuo (JAPAN)						(5—15)		Umpire Moerman, P. Paulus (NETHLAND)																			
No.	Name	Points					Missed Points					Side out Successes					Side out Misses					Service Points							
		I	2	3	4	5	Tot	I	2	3	4	5	Tot	I	2	3	4	5	Tot	I	2	3	4	5	Tot	I	2	3	4
Brazil		Technical Fouls					1	0	0						1														
1	Franca, Joao Claudio	-	0	2	2		-	0	0	0		-	0	1	1		-	0	1	1		-	0	0	0		0		
2	Schwartz Da Costa, Jose M.	-	-	-	-		-	-	-	-		-	-	-	-		-	-	-	-		-	-	-	-		-		
3	Leao De Oliveira, H.	-	0	1	1		-	0	1	1		-	0	0	0		-	0	0	0		-	0	0	0		0		
4	De Victor, Newdon Emanuel	1	0	0	1		1	1	1	1		3	2	1	2		5	1	0	1		2	0	1	0		1		
5	Albano Feitosa, Carlos E.	1	0	0	1		1	1	0	0		1	0	2	2		4	1	1	3		5	0	0	0		0		
6	Volpi, Marco Antonio	1	0	0	1		0	0	3	3		3	3	1	5		9	1	0	2		3	0	0	0		0		
7	Nuzman, Carlos Arthur	0	0	1	1		0	0	1	1		1	0	2	3		5	0	0	0		0	0	0	0		0		
8	De Oliveira Ramalho, J.	0	0	-	0		0	1	-	-		1	0	1	-		1	2	0	-		2	0	0	-		0		
9	Viotti De Azevedo, Decio	0	2	1	3		0	1	0	0		1	2	1	0		3	0	1	2		3	1	0	0		1		
10	Barcellos Borges, V.M.	0	0	0	0		0	0	0	0		0	0	0	1		1	0	0	1		1	0	0	0		0		
Total		3	2	5	10		2	3	6	11		7	8	14	29		5	2	10	17		1	1	0	2				

Match No. 8		Time	17.15~19.37		U.S.A.		3	(16—14)	2	Korea																										
Referee		Armasescu, Const. (RUMANIA)						(4—15)		Umpire Kuwabara, Hiroshi (JAPAN)																										
								(4—15)																												
								(15—10)																												
								(15—11)																												
No.	Name	Points					Missed Points					Side out Successes					Side out Misses					Service Points														
		I	2	3	4	5	Tot	I	2	3	4	5	Tot	I	2	3	4	5	Tot	I	2	3	4	5	Tot	I	2	3	4	5	Tot					
U.S.A		Technical Fouls					0	0	0	0					0																					
1	Velasco, Pedro	0	0	0	0		2	2	0	0		1	1	4	0		0	0	0	0		1	1	0	1		0	3	0	0		1	1	0	2	
4	Lang, Ronald Dwayne	1	1	0	0		1	3	2	0		0	0	0	2		2	1	0	0		1	4	0	2		0	1	0	3		0	0	0	1	
5	Highland, Jacob Alapaki	0	-	-	-		0	0	-	-		0	0	-	-		0	0	-	-		0	0	-	-		0	0	-	-		0				
6	O'Hara, Michael Futch	-	0	0	-		0	-	1	1		-	-	2	-		2	0	-	-		2	0	0	-		0	-	0	-		0				
7	Griebenow, William Earl	0	0	0	-		0	0	0	-		0	0	0	-		0	0	0	-		0	0	0	-		0	-	0	-		0				
8	Bright, David Michael	0	1	0	2		3	6	0	2		1	3	1	7		8	7	3	3		4	25	3	1		1	0	0	5		0	0	0	0	
9	Hammer, Richard Bernarr	-	0	-	-		0	-	0	-		0	-	0	-		0	-	0	-		0	-	0	-		0	-	0	-		0				
10	Nelson, Charles T.	-	-	-	-		-	-	-	-		-	-	-	-		-	-	-	-		-	-	-	-		-	-	-	-		-				
11	Taylor, John Franklin	-	-	-	-		-	-	-	-		-	-	-	-		-	-	-	-		-	-	-	-		-	-	-	-		-				
12	Brown, Barry R.	2	0	1	0		4	7	0	0		0	0	0	4		2	1	7	5		19	1	0	0		2	0	3	0		1	0	0	0	
13	Erickson, Keith R.	2	0	0	3		0	5	2	3		3	3	3	14		7	5	3	9		6	30	4	2		1	3	1	11		0	0	0	1	
14	Suwara, Ernest	2	0	0	2		1	5	1	2		0	0	0	3		7	4	0	5		3	19	3	2		0	2	4	11		2	0	0	0	
Total		7	2	1	7		11	28	7	8		5	7	5	32		28	21	7	24		19	99	12	8		2	9	5	36		2	1	1	3	

Match No. 9		Time	19.53~21.20		Hungary		3	(15—12)	0	Japan																			
Referee		Schuster, Karl-Heinz (GERMANY)						(15—8)		Umpire Krastev, Georgi (BULGARIA)																			
								(15—12)																					
No.	Name	Points					Missed Points					Side out Successes					Side out Misses					Service Points							
		I	2	3	4	5	Tot	I	2	3	4	5	Tot	1	2	3	4	5	Tot	I	2	3	4	5	Tot	I	2	3	4
Hungary		Technical Fouls					0	0	0	0					0														
1	Czafik, Bela	0	0	0	0		0	0	0	0		0	0	0	0		0	0	1	0		1	0	0	0		0		
2	Ivancso, Vilmos	-	-	-	-		-	-	-	-		-	-	-	-		-	-	-	-		-	-	-	-		-		
3	Lantos, Csaba	3	0	2	5		2	0	0	0		2	5	2	4		11	1	0	2		3	0	0	0		0		
4	Bodo, Gabor	-	-	-	-		-	-	-	-		-	-	-	-		-	-	-	-		-	-	-	-		-		
5	Molnar, Istvan	1	1	3	5		0	0	3	3		3	5	5	3		13	2	3	2		7	0	0	0		0		
6	Prouza, Otto	0	0	0	0		0	0	0	0		0	0	0	0		0	0	0	0		0	0	0	0		0		
7	Tuske, Ferenc	0	1	0	1		0	1	1	1		2	1	1	1		3	0	0	0		0	0	0	0		0		
8	Florian, Tibor	-	-	-	-		-	-	-	-		-	-	-	-		-	-	-	-		-	-	-	-		-		
9	Galos, Laszlo	3	0	0	3		0	0	0	0		0	1	4	1		6	0	0	2		2	0	0	1		1		
10	Kangyerka, Antal	-	-	-	-		-	-	-	-		-	-	-	-		-	-	-	-		-	-	-	-		-		
11	Tatar, Mihaly	2	1	0	3		1	0	2	2		3	9	8	2		19	1	1	2		4	0	0	0		0		
12	Janosi, Ferenc	2	4	3	9		1	0	1	1		2	2	6	2		10	3	1	2		6	1	1	1		3		
Total		11	7	8	26		4	1	7	12		23	26	13	62		7	6	10	23		1	1	2	4				

No.	Name	Points					Missed Points					Side out Successes					Side out Misses					Service Points										
		1	2	3	4	5	Tot	1	2	3	4	5	Tot	1	2	3	4	5	Tot	1	2	3	4	5	Tot	1	2	3	4	5	Tot	
	Rumania	Technical Fouls					0	0	0				0																			
1	Fieraru, Gheorghe	-	-	-			-	-	-			-	-	-			-	-	-			-	-	-			-	-	-			-
2	Nicolau, Horatiu	0	1	1			2	1	0	0		1	2	1	2		5	0	0	2		2	1	4	1							6
3	Dragan Aurel	1	0	0			1	0	0	0		0	0	2	1		3	1	0	1		2	1	0	0							1
4	Szocs, Iuliu	1	1	2			4	0	1	0		1	3	0	5		8	1	0	2		3	1	0	0							1
5	Schreiber, William	-	-	-			-	-	-			-	-	-			-	-	-			-	-	-			-	-	-			-
6	Grigorovici, Mihai	2	3	-			5	1	1	-		2	1	1	-		2	3	2	-		5	0	0	-							0
7	Plocon, Davila	-	-	-			-	-	-			-	-	-			-	-	-			-	-	-			-	-	-			-
8	Barbuta, Nicolae	-	-	-			-	-	-			-	-	-			-	-	-			-	-	-			-	-	-			-
9	Derzsi, Eduard	-	-	-			-	-	-			-	-	-			-	-	-			-	-	-			-	-	-			-
10	Chezan, Mihai	-	-	3			3	-	-	0		0	-	-	3		3	-	-	1		1	-	-	0							0
11	Ganciu, Constantin	3	0	0			3	0	0	0		0	0	2	0		2	0	0	1		1	0	0	0							0
12	Coste, Mihai	2	3	2			7	0	0	0		0	2	2	3		7	0	0	2		2	0	0	0							0
	Total	9	8	8			25	2	2	0		4	8	8	14		30	5	2	9		16	3	4	1							8

No.	Name	Points					Missed Points					Side out Successes					Side out Misses					Service Points												
		1	2	3	4	5	Tot	1	2	3	4	5	Tot	1	2	3	4	5	Tot	1	2	3	4	5	Tot	1	2	3	4	5	Tot			
	Korea	Technical Fouls					0	0	0			0	0	0																				
1	Kim, In Soo	0	0	0	0	1	1	0	0	0	0	0	0	0	1	0	0	0	0	0	1	2	0	0	0	0	0	0	1	0	0	1	0	2
2	Oh, Pyong Kil	-	-	-	-	-	-	-	-	-	-	-	-	-	-	-	-	-	-	-	-	-	-	-	-	-	-	-	-	-	-	-	-	-
3	Sohn, Young Wan	0	0	-	0	0	0	4	0	-	0	0	4	3	4	-	1	0	8	1	0	-	1	1	3	0	0	-	0	0	0	0	0	0
4	Chung, Sun Hung	0	-	-	-	-	0	0	-	-	-	0	0	-	-	-	0	0	-	-	-	-	0	0	-	-	-	-	0	0	-	-	-	0
5	Park, Suh Kwang	-	0	2	0	2	4	-	0	0	2	0	2	-	1	1	1	4	7	-	1	0	2	0	3	-	0	2	0	0	0	2	0	2
6	Suh, Ban Suk	1	0	2	2	0	5	2	1	2	1	1	7	4	1	1	7	3	16	2	0	0	2	1	5	0	1	0	0	0	0	0	1	1
7	Lee, Kyu Soh	0	0	0	0	0	0	0	0	0	0	0	0	0	0	0	0	0	0	0	0	0	0	0	0	0	0	0	0	0	0	0	0	0
8	Kim, Young Joon	0	2	0	0	0	2	0	0	0	1	2	3	4	4	3	5	4	20	0	0	0	0	0	0	0	0	0	0	0	4	0	0	4
9	Kim, Sung Kil	-	-	-	-	-	-	-	-	-	-	-	-	-	-	-	-	-	-	-	-	-	-	-	-	-	-	-	-	-	-	-	-	-
10	Kim, Kwang Soo	-	-	-	-	-	-	-	-	-	-	-	-	-	-	-	-	-	-	-	-	-	-	-	-	-	-	-	-	-	-	-	-	-
11	Kim, Jin Hee	1	2	0	0	1	4	0	0	0	1	0	1	4	1	2	3	2	12	0	0	0	1	1	2	0	0	0	0	1	1	0	1	1
12	Lim, Tae Hoh	2	0	0	0	1	3	1	0	0	0	0	1	3	3	0	4	3	13	0	0	1	1	0	2	2	2	0	0	0	0	0	4	4
	Total	4	4	4	2	5	19	7	1	2	5	3	18	19	14	7	21	17	78	3	1	1	7	3	15	3	3	6	1	1	1	1	14	14

No.	Name	Points					Missed Points					Side out Successes					Side out Misses					Service Points											
		1	2	3	4	5	Tot	1	2	3	4	5	Tot	1	2	3	4	5	Tot	1	2	3	4	5	Tot	1	2	3	4	5	Tot		
	Japan	Technical Fouls					0	0	0			0																					
1	Demachi, Yutaka	0	0	1			1	0	1	2		3	0	1	0		1	1	0	1		2	1	0	1							2	
2	Koyama, Tsutomu	0	1	0			1	0	0	1		1	0	1	0		1	0	0	1		1	0	0	0							0	
3	Sugahara, Sadatoshi	0	0	0			0	0	0	0		0	0	0	0		0	0	0	0		0	1	0	0							1	
4	Ikeda, Naohiro	1	2	0			3	0	1	1		2	3	4	2		9	0	1	1		2	1	0	0							1	
5	Sato, Yasutaka	0	0	-			0	0	0	-		0	2	1	-		3	1	0	-		1	0	0	-							0	
6	Kosedo, Toshiaki	-	-	-			-	-	-			-	-	-			-	-	-			-	-	-			-	-	-			-	
7	Higuchi, Tokihiko	-	-	-			-	-	-			-	-	-			-	-	-			-	-	-			-	-	-			-	
8	Minami, Masayuki	1	3	1			5	0	3	0		3	11	9	1		21	4	2	2		8	0	0	0							0	
9	Tokutomi, Takeshi	-	-	-			-	-	-			-	-	-			-	-	-			-	-	-			-	-	-			-	
10	Moriyama, Teruhisa	1	0	0			1	2	1	1		4	9	10	6		25	3	2	1		6	0	0	0							0	
11	Nakamura, Yuzo	-	-	-			-	-	-			-	-	-			-	-	-			-	-	-			-	-	-			-	
12	Nekota, Katsutoshi	1	0	2			3	1	1	0		2	0	1	1		2	0	3	1		4	1	1	0							2	
	Total	4	6	4			14	3	7	5		15	25	27	10		62	9	8	7		24	4	1	1							6	

Match No. 10 Time 17.15~20.08 **Czechoslovakia** 3 (15—13) **2** **Bulgaria**
 Referee Tchnilin (U.S.S.R.) (13—15) (15—11) Umpire Ku, Yong Mook (KOREA)
 (7—15) (15—11)

No.	Name	Points					Missed Points					Side out					Successes					Side out					Misses					Service Points					
		1	2	3	4	5	Tot	1	2	3	4	5	Tot	1	2	3	4	5	Tot	1	2	3	4	5	Tot	1	2	3	4	5	Tot	1	2	3	4	5	
Czechoslovakia		Technical Fouls																														0	0	0	0	0	0
1	Smidl, Vaclav	0	2	1	1	1	5	0	2	3	1	1	7	1	1	5	6	6	19	1	1	0	0	0	2	0	0	0	0	0	0	0	0	0	0	0	
2	Sorn, Josef	0	2	0	0	-	2	5	0	0	0	-	5	2	2	1	2	-	7	0	1	0	2	-	3	0	0	0	0	-	0	0	0	0	0	-	
3	Humhal, Zdenek	1	0	2	4	0	7	0	0	0	3	0	3	1	1	8	3	1	14	0	0	2	2	0	4	0	0	0	1	0	1	0	1				
4	Labuda, Josef	-	-	-	-	-	-	-	-	-	-	-	-	-	-	-	-	-	-	-	-	-	-	-	-	-	-	-	-	-	-	-	-	-	-	-	
5	Musil, Josef	1	0	0	0	2	3	0	0	1	0	0	1	1	3	3	1	1	9	3	0	1	1	0	5	0	1	1	0	0	2						
6	Kop, Petr	4	1	0	-	1	6	0	1	2	-	1	4	2	4	5	-	0	11	4	1	1	-	2	8	0	0	0	-	0	0						
7	Cuda, Milan	-	-	-	-	-	-	-	-	-	-	-	-	-	-	-	-	-	-	-	-	-	-	-	-	-	-	-	-	-	-	-	-	-	-	-	
8	Paulus, Kare	0	0	1	0	2	3	0	0	0	0	3	3	0	0	1	1	2	4	0	1	0	0	0	1	0	0	0	0	0	0	0	0	0	0	0	
9	Golian, Bohumil	1	2	2	1	-	6	1	0	0	0	-	1	1	3	4	3	-	11	0	0	4	3	-	7	0	0	0	0	-	0						
10	Perusic, Boris	-	0	-	-	0	0	-	-	-	0	0	-	0	-	-	-	0	0	-	0	-	-	0	0	-	0	-	-	0	0						
11	Schenk, Pavel	-	-	-	0	1	1	-	-	-	0	0	0	-	-	2	5	7	-	-	-	0	1	1	-	-	-	0	0	0	0						
12	Toman, Ladislav	1	1	-	0	2	4	1	2	-	0	0	3	2	1	-	0	0	3	3	1	-	0	1	5	0	1	-	0	0	1						
Total		8	8	6	6	9	37	7	5	6	4	5	27	10	15	27	18	15	85	11	5	8	8	4	36	0	2	1	1	0	4						

Match No. 11 Time 11.15~13.39 **Bulgaria** 2 (6—15) **3** **Rumania**
 Referee Okura, Toshihiko (JAPAN) (15—11) (15—5) Umpire Alvez, Walter (BRAZIL)
 (13—15) (8—15)

No.	Name	Points					Missed Points					Side out					Successes					Side out					Misses					Service Points					
		1	2	3	4	5	Tot	1	2	3	4	5	Tot	1	2	3	4	5	Tot	1	2	3	4	5	Tot	1	2	3	4	5	Tot	1	2	3	4	5	
Bulgaria		Technical Fouls																														0	0	0	0	0	0
1	Karov, Dimitre Lukov	0	0	0	1	0	1	0	0	0	1	1	2	0	1	0	0	0	1	1	0	1	0	0	2	0	1	1	0	0	2						
2	Kotchev, Ivan Petrov	0	2	1	3	0	6	2	1	0	3	0	6	2	6	7	3	1	19	0	1	2	2	0	5	0	1	1	0	0	2						
3	Konstantinov, Georgi A.	3	-	-	-	-	3	2	-	-	-	-	2	0	-	-	-	-	0	0	-	-	-	-	0	0	-	-	-	-	0						
4	Christov, Petko Pantelev	0	4	1	1	0	6	1	1	1	1	2	6	2	4	4	6	8	24	0	1	1	1	1	4	0	1	0	1	0	2						
5	Kratchmarov Petar S.	-	0	-	0	0	0	-	0	-	0	0	0	-	0	-	0	0	-	0	-	0	0	0	-	0	-	0	0	0	0						
6	Srandev, Simeon M.	0	-	-	-	-	0	1	-	-	-	-	1	2	-	-	-	-	2	0	-	-	-	-	0	0	-	-	-	-	0						
7	Stoyanov, Klatchezar M.	1	0	0	1	0	2	1	0	0	1	0	2	0	4	5	4	4	17	0	1	0	1	1	3	0	0	0	0	0	0						
8	Giuderov, Boris Vassilev	-	-	-	-	2	2	-	-	-	-	1	1	-	-	-	-	7	7	-	-	-	-	1	1	-	-	-	-	0	0						
9	Ivanov, Kiril Metodiev	1	1	1	0	3	6	0	1	0	2	1	4	0	2	4	4	7	17	0	0	0	0	1	1	0	0	0	0	0	0						
10	Slavov, Slavtcho Stoyanov	0	-	-	-	-	0	0	-	-	-	-	0	1	-	-	-	-	1	1	-	-	-	-	1	0	-	-	-	-	0						
11	Boyadjiev, Georgi Spassov	-	0	-	-	0	0	-	0	-	0	0	-	0	-	-	0	0	-	0	-	-	0	0	-	0	-	-	0	0	0						
12	Koritarov, Angel B.	0	1	0	2	0	3	0	0	0	1	1	2	0	1	0	0	3	4	0	1	1	0	1	3	0	0	1	0	0	1						
Total		5	8	3	8	5	29	7	3	1	9	6	26	7	18	20	17	30	92	2	4	5	4	5	20	0	3	3	1	0	7						

Match No. 12 Time 17.15~18.24 **Korea** 0 (7—15) **3** **U.S.S.R.**
 Referee Moerman, P.Paulus (NETHLAND) (5—15) (6—15) Umpire Ormai, Laszlo (HUNGARY)

No.	Name	Points					Missed Points					Side out					Successes					Side out					Misses					Service Points					
		1	2	3	4	5	Tot	1	2	3	4	5	Tot	1	2	3	4	5	Tot	1	2	3	4	5	Tot	1	2	3	4	5	Tot	1	2	3	4	5	
Korea		Technical Fouls																														0	0	0	0	0	0
1	Kim, In Soo	0	0	0			0	0	1	0			1	0	0	0			0	3	0	1			4	0	0	0			0						
2	Oh, Pyong Kil	-	-	-			-	-	-				-	-	-				-	-	-				-	-	-				-						
3	Sohn, Young Wan	-	-	-			-	-	-				-	-	-				-	-	-				-	-	-				-						
4	Chung, Sun Hung	-	-	0			0	-	-	0			0	-	-	0			0	-	-	0			0	-	-	0			0						
5	Park, Suh Kwang	1	1	-			2	2	0	-			2	3	3	-			6	0	0	-			0	1	0	-			1						
6	Suh, Ban Suk	2	0	1			3	0	3	0			3	3	2	6			11	3	1	0			4	0	0	0			0						
7	Lee, Kyu Soh	0	0	0			0	0	0	0			0	0	0	0			0	0	1	0			1	0	0	0			0						
8	Kim, Young Joon	0	0	0			0	0	0	2			2	2	2	2			6	1	1	0			2	0	1	0			1						
9	Kim, Sung Kil	-	-	3			3	-	-	1			1	-	-	5			5	-	-	0			0	-	-	0			0						
10	Kim, Kwang Soo	-	0	-			0	-	2	-			2	-	0	-			0	-	0	-			0	-	0	-			0						
11	Kim, Jin Hee	0	0	0			0	0	0	0			0	3	2	0			5	0	0	1			1	0	2	0			2						
12	Lim Tae Hoh	0	0	0			0	1	1	1			3	1	0	0			1	0	0	0			0	1	0	0			1						
Total		3	1	4			8	3	7	4			14	12	9	13			34	7	3	2			12	2	3	0			5						

No.	Name	Points					Missed Points					Side out Successes					Side out Misses					Service Points									
		1	2	3	4	5	Tot	1	2	3	4	5	Tot	1	2	3	4	5	Tot	1	2	3	4	5	Tot	1	2	3	4	5	Tot
	Bulgaria	Technical Fouls 0 0 0 0 0 0																													
1	Karov, Dimitre Lukov	0	0	0	0	0	0	0	0	2	0	0	2	0	0	1	0	0	1	1	0	1	2	2	6	1	1	0	1	0	3
2	Kotchev, Ivan Petrov	0	2	-	0	0	2	0	0	-	0	0	0	2	3	-	0	0	5	4	0	-	1	0	5	0	1	-	0	0	1
3	Konstantinov, Georgi A.	2	1	0	4	1	8	1	1	2	0	1	5	3	6	5	9	7	30	3	0	2	2	1	8	0	0	0	1	0	1
4	Christov, Petko Pantelev	1	0	2	-	0	3	2	1	0	-	1	4	2	6	6	-	7	21	2	3	1	-	4	10	0	1	1	-	0	2
5	Kratchmarov, Petar S.	0	-	-	-	-	0	2	-	-	-	-	2	0	-	-	-	-	0	0	-	-	-	-	0	0	-	-	-	-	0
6	Srandev, Simeon M.	2	2	1	1	2	8	2	0	2	0	1	5	3	4	2	5	7	21	1	3	0	3	3	10	0	0	0	0	1	1
7	Stoyanov, Klatchezar M.	-	-	-	-	-	-	-	-	-	-	-	-	-	-	-	-	-	-	-	-	-	-	-	-	-	-	-	-	-	
8	Giuderov, Boris Vassilev	-	-	-	1	0	1	-	-	-	0	2	2	-	-	-	2	0	2	-	-	-	1	1	2	-	-	-	0	0	0
9	Ivanov, Kiril Metodiev	-	-	0	-	-	0	-	-	0	-	-	0	-	-	3	-	-	3	-	-	1	-	-	1	-	-	0	-	-	0
10	Slavov, Slavtcho Stoyanov	-	1	0	1	2	4	-	0	1	0	1	2	-	0	8	6	4	18	-	0	1	1	1	3	-	0	0	1	0	1
11	Boydjiev, Georgi Spassov	0	0	-	-	-	0	0	0	-	-	-	0	0	0	-	-	-	0	0	0	-	-	-	0	0	0	-	-	-	0
12	Koritarov, Angel B.	-	1	1	1	0	3	-	1	1	0	0	2	-	0	0	0	0	0	-	3	0	2	2	7	-	0	0	0	0	0
	Total	5	7	4	8	5	29	7	3	8	0	6	24	10	19	25	22	25	101	11	9	6	12	14	52	1	3	1	3	1	9

No.	Name	Points					Missed Points					Side out Successes					Side out Misses					Service Points									
		1	2	3	4	5	Tot	1	2	3	4	5	Tot	1	2	3	4	5	Tot	1	2	3	4	5	Tot	1	2	3	4	5	Tot
	Rumania	Technical Fouls 0 0 0 0 0 0																													
1	Fieraru, Gheorghe	-	0	0	0	3	3	-	0	2	0	0	2	-	0	0	1	0	1	-	0	0	0	1	1	-	0	0	0	0	0
2	Nicolau, Horatiu	1	2	0	0	1	4	1	1	0	0	0	2	2	3	6	2	6	19	0	1	0	1	0	2	0	0	0	0	0	0
3	Dragan, Aurel	1	0	1	0	0	2	0	0	1	1	0	2	1	1	0	1	0	3	1	1	1	0	0	3	0	0	1	0	0	1
4	Szocs, Iuliu	2	3	2	3	2	12	0	1	4	0	2	7	3	6	5	8	11	33	1	0	0	2	1	4	0	1	0	1	0	2
5	Schreiber, Wiliam	-	-	-	-	-	-	-	-	-	-	-	-	-	-	-	-	-	-	-	-	-	-	-	-	-	-	-	-	-	
6	Grigorovici, Mihai	-	1	0	1	-	2	-	0	1	1	-	2	-	0	4	3	-	7	-	1	1	2	-	4	-	0	0	0	-	0
7	Plocon, Davila	-	0	0	0	0	0	-	0	0	0	0	0	-	3	2	4	8	17	-	0	1	0	0	1	-	0	0	0	1	1
8	Barbuta, Nicolae	2	0	-	-	-	2	0	1	-	-	-	1	1	0	-	-	-	1	0	0	-	-	-	0	0	0	-	-	-	0
9	Derzsi, Eduard	-	-	0	-	-	0	-	-	1	-	-	1	-	-	3	-	-	3	-	-	1	-	-	1	-	-	0	-	-	0
10	Chezan, Mihai	-	-	-	0	1	1	-	-	-	0	1	1	-	-	-	0	1	1	-	-	-	1	0	1	-	-	-	0	1	1
11	Ganciu, Constantin	0	0	0	1	0	1	0	0	0	0	0	0	0	2	0	1	1	4	0	1	1	1	0	3	0	0	0	0	0	0
12	Coste, Mihai	1	0	-	0	-	1	0	1	-	2	-	3	1	2	-	0	-	3	0	0	-	0	-	0	1	1	-	0	-	2
	Total	7	6	3	5	7	28	1	4	9	4	3	21	8	17	20	20	28	92	2	4	5	7	2	20	1	2	1	1	2	7

No.	Name	Points					Missed Points					Side out Successes					Side out Misses					Service Points									
		1	2	3	4	5	Tot	1	2	3	4	5	Tot	1	2	3	4	5	Tot	1	2	3	4	5	Tot	1	2	3	4	5	Tot
	U.S.S.R.	Technical Fouls 0 0 0 0																													
1	Chesnokov, Yury	0	0	2			2	1	0	0				1	3	2	4								9	0	2	0			2
2	Vengerovsky, Yury	-	0	1			1	-	0	0				0	-	0	2								2	-	0	0			0
3	Sibiriakov, Eduard	-	-	3			3	-	-	1				1	-	-	2								2	-	-	0			0
4	Voskoboinikov Dmitriv	-	-	-			-	-	-	-				-	-	-	-								-	-	-	-			-
5	Kacharava, Vazha	4	2	-			6	0	1	-				1	2	3	-								5	2	0	-			2
6	Ljugailo, Stanislav	-	-	-			-	-	-	-				-	-	-	-								-	-	-	-			-
7	Kovaleko, Vitaly	-	-	-			-	-	-	-				-	-	-	-								-	-	-	-			-
8	Poyarkov, Yury	0	1	0			1	0	0	0				0	1	0	1								2	0	1	2			3
9	Bugaenkov, Ivan	4	2	0			6	0	0	1				1	3	3	4								10	1	2	2			5
10	Burobin, Nikolay	1	0	4			5	1	0	0				1	2	6	4								12	2	0	2			4
11	Kalachikhin, Valery	-	-	0			0	-	-	0				0	-	-	0								0	-	-	0			0
12	Mondzolevsky, Gergy	0	0	0			0	0	0	0				0	0	0	0								0	1	2	0			3
	Total	9	5	10			24	2	1	2				5	11	14	17								42	6	7	6			19

Match No.13 Time 19.16~21.28 **Czechoslovakia 3** (9—15) **1 Japan**
 Referee Krastev, Geodrgi (BULGARIA) (15—13) (15—12) (15—13) Umpire Leibnitz, Newton (BRAZIL)

No.	Name	Points					Missed Points					Side out					Successes					Side out					Misses					Service Points				
		1	2	3	4	5	Tot	1	2	3	4	5	Tot	1	2	3	4	5	Tot	1	2	3	4	5	Tot	1	2	3	4	5	Tot	1	2	3	4	5
	Czechoslovakia	Technical Fouls					0	0	0	0	0	0																								
1	Smidl, Vaclav	0	0	3	3	6	2	0	0	0	0	2	2	6	2	0	0	10	1	2	1	1	1	5	0	0	0	0	0	0						0
2	Sorm, Josef	-	-	-	-	-	-	-	-	-	-	-	-	-	-	-	-	-	-	-	-	-	-	-	-	-	-	-	-						-	
3	Humhal, Zdenek	0	1	1	3	5	1	1	2	0	0	4	1	2	3	2	8	0	1	0	0	0	1	0	0	0	0	0	0						0	
4	Labuda, Josef	-	-	-	-	-	-	-	-	-	-	-	-	-	-	-	-	-	-	-	-	-	-	-	-	-	-	-	-						-	
5	Musil, Josef	0	0	0	2	2	0	1	0	0	0	1	5	3	4	1	13	1	0	1	0	0	2	0	0	0	0	0	0						0	
6	Kop, Petr	0	1	0	0	1	1	0	0	0	0	1	3	0	0	0	3	0	0	0	0	0	0	0	0	0	0	0	0						0	
7	Cuda, Milan	-	-	-	-	-	-	-	-	-	-	-	-	-	-	-	-	-	-	-	-	-	-	-	-	-	-	-	-						-	
8	Paulus, Karel	0	1	1	0	2	2	1	1	1	1	5	0	1	0	1	2	0	1	0	0	0	1	0	0	0	0	0	0						0	
9	Golian, Bohumil	-	2	1	2	5	-	1	0	0	0	1	-	3	3	3	9	-	2	1	2	2	5	-	0	0	0	0	0						0	
10	Perusic, Boris	0	0	0	0	0	0	0	0	0	0	0	0	0	0	0	0	0	0	0	0	0	0	0	0	0	0	0	0						0	
11	Schenk, Pavel	2	3	6	3	14	0	0	0	0	2	2	2	14	4	5	25	2	1	1	1	1	5	0	0	0	0	0	0						0	
12	Toman, Ladislav	1	0	0	0	1	0	0	0	0	0	0	4	0	0	0	4	5	1	0	0	0	6	0	0	0	0	0	0						0	
	Total	3	8	12	13	36	6	4	3	3	3	16	17	29	16	12	74	9	8	4	4	4	25	0	0	0	0	0	0						0	

Match 14 Time 17.15~20.00 **Netherlands 3** (14—16) **2 Brazil**
 Referee Yoshihara, Kazuo (JAPAN) (15—11) (15—12) (6—15) (16—14) Umpire Davies, Glen (U.S.A.)

No.	Name	Points					Missed Points					Side out					Successes					Side out					Misses					Service Points									
		1	2	3	4	5	Tot	1	2	3	4	5	Tot	1	2	3	4	5	Tot	1	2	3	4	5	Tot	1	2	3	4	5	Tot	1	2	3	4	5	Tot				
	Netherlands	Technical Fouls					0	0	0	0	0	0																													
1	Korsloot, Jacob	-	-	-	-	-	-	-	-	-	-	-	-	-	-	-	-	-	-	-	-	-	-	-	-	-	-	-	-						-						
2	Koolen, Jurjaan C.	0	0	0	1	0	1	0	3	0	0	0	3	0	1	1	0	0	2	0	1	1	1	1	1	1	1	4	0	0	0	0	0	0	0						0
3	Tinkhol, Johannes G.G.	0	-	-	-	0	1	-	-	-	-	1	2	-	-	-	2	4	-	-	-	-	4	0	-	-	-	0	-						0						
4	Oosterbaan, Jan Martinus	1	1	0	0	1	3	0	1	1	1	2	5	1	3	6	2	4	16	2	0	1	2	0	5	0	0	0	0	0	0	0	0	0	0						0
5	Groenhuijzen, Robert G.	-	-	-	-	0	0	-	-	-	-	0	0	-	-	-	1	1	-	-	-	-	0	0	-	-	-	0	0						0						
6	Swieter, Pieter	3	1	1	0	2	7	2	0	0	1	0	3	6	7	6	3	3	25	4	2	1	1	0	8	0	1	0	0	1	0	0	1	2	2						2
7	Van Wijnen, Johan Wilhelm	-	-	-	-	-	-	-	-	-	-	-	-	-	-	-	-	-	-	-	-	-	-	-	-	-	-	-	-						-						
8	De Vink, Jacques	0	2	3	1	2	8	4	0	1	5	0	10	5	3	3	2	7	20	2	1	0	0	0	3	0	0	0	0	0	0	0	0	0	0						0
9	Van Der Stoep, Dingeman	2	1	0	0	1	4	0	0	0	3	2	5	0	3	2	1	4	10	3	3	2	1	2	11	1	1	0	0	0	0	0	0	2	2						2
10	Ewalds, Jacques	-	0	-	-	0	-	0	-	-	-	0	-	0	-	-	-	0	-	-	-	-	0	-	0	-	-	0	-						0						
11	Van Der Hoek, Johannes	0	0	1	0	0	1	0	0	0	0	0	0	0	3	1	0	2	6	0	0	1	0	1	2	1	1	1	1	1	1	1	0	4	4						4
12	Constandse, Franklin L.	1	4	1	0	2	8	1	2	0	1	4	8	9	7	2	0	3	21	2	5	2	1	1	11	0	0	0	1	0	1	0	1	1	1						1
	Total	7	9	6	2	8	32	8	6	2	11	8	35	23	27	21	8	24	103	17	12	8	6	5	48	2	3	1	2	1	2	1	9	9						9	

Match No. 15 Time 20.10~21.37 **U.S.A. 0** (12—15) **3 Hungary**
 Referee Tchnilin (U.S.S.R.) (13—15) (8—15) Umpire Narukawa, Mutsuji (JAPAN)

No.	Name	Points					Missed Points					Side out					Successes					Side out					Misses					Service Points				
		1	2	3	4	5	Tot	1	2	3	4	5	Tot	1	2	3	4	5	Tot	1	2	3	4	5	Tot	1	2	3	4	5	Tot	1	2	3	4	5
	U.S.A.	Technical Fouls					0	0	0	0	0	0																								
1	Velasco, Pedro	0	0	0	0	0	1	0	0	0	0	1	0	0	1	0	1	0	1	2	0	0	3	0	1	0	0	0	0						1	
4	Lang, Ronald Dwayne	0	0	0	0	0	1	1	1	1	1	3	4	0	0	0	4	1	1	0	0	0	2	0	0	0	0	0	0						0	
5	Highland, Jacob Alapaki	0	0	0	0	0	0	0	0	0	0	0	0	0	0	0	0	0	0	1	0	0	1	0	0	0	0	0	0						0	
6	O'Hara, Michael Futch	-	-	0	0	-	-	0	-	-	0	0	-	-	1	0	1	-	-	0	0	-	0	-	-	0	0	0	0						0	
7	Griebenow, William Earl	0	0	0	0	0	0	0	0	1	0	1	0	0	0	0	0	0	0	2	0	0	2	0	0	1	0	0	1						1	
8	Bright, David Michael	2	0	0	0	2	3	0	2	0	2	5	4	8	5	0	17	3	4	1	0	0	8	0	0	1	0	0	1						1	
9	Hammer, Richard Bernarr	-	-	-	-	-	-	-	-	-	-	-	-	-	-	-	-	-	-	-	-	-	-	-	-	-	-	-	-						-	
10	Nelson, Charles T.	-	-	-	-	-	-	-	-	-	-	-	-	-	-	-	-	-	-	-	-	-	-	-	-	-	-	-	-						-	
11	Taylor, John Franklin	-	-	-	-	-	-	-	-	-	-	-	-	-	-	-	-	-	-	-	-	-	-	-	-	-	-	-	-						-	
12	Brown, Barry R.	1	1	0	0	2	0	4	0	0	0	4	3	6	4	0	13	0	1	0	0	0	1	0	0	1	0	0	1						1	
13	Erickson, Keith R.	2	4	0	0	6	2	2	3	0	0	7	6	9	1	0	16	4	4	0	0	0	8	2	1	0	0	0	0						3	
14	Suwara, Ernest	1	1	2	0	4	2	2	4	0	0	8	6	10	5	0	21	4	2	2	0	0	8	1	1	1	0	0	1						3	
	Total	6	6	2	0	14	9	9	11	0	0	29	23	33	17	0	73	12	13	8	0	0	33	3	3	4	0	0	0						10	

No.	Name	Points					Missed Points					Side out Successes					Side out Misses					Service Points							
		1	2	3	4	5	Tot	1	2	3	4	5	Tot	1	2	3	4	5	Tot	1	2	3	4	5	Tot	1	2	3	4
	Japan	Technical Fouls					0	0	0	0	0	0																	
1	Demachi, Yutaka	2	0	0	0	2	1	0	0	0	0	1	2	0	0	0	2	2	2	1	1	6	1	0	0	0	1	2	
2	Koyama, Tsutomu	-	-	0	0	0	-	-	0	0	0	0	-	-	0	0	0	-	-	0	0	0	-	-	0	0	0	0	0
3	Sugahara, Sadatoshi	0	0	0	0	0	0	0	0	0	0	0	0	0	0	0	0	0	0	1	1	2	0	0	1	1	1	2	
4	Ikeda, Naohiro	3	0	2	1	6	0	1	1	1	0	2	4	3	4	3	14	2	1	0	1	4	0	1	0	0	0	1	
5	Sato, Yasutaka	0	1	1	3	5	1	1	1	1	0	3	4	4	4	2	14	0	0	0	0	0	0	0	0	0	0	0	0
6	Kosedo, Toshiaki	-	-	-	-	-	-	-	-	-	-	-	-	-	-	-	-	-	-	-	-	-	-	-	-	-	-	-	-
7	Higuchi, Tokihiko	-	-	-	-	-	-	-	-	-	-	-	-	-	-	-	-	-	-	-	-	-	-	-	-	-	-	-	-
8	Minami, Masayuki	1	1	1	1	4	2	3	0	1	6	3	9	3	5	20	2	3	2	2	9	0	1	0	0	0	1		
9	Tokutomi, Takeshi	-	-	-	-	-	-	-	-	-	-	-	-	-	-	-	-	-	-	-	-	-	-	-	-	-	-	-	-
10	Moriyama, Teruhisa	2	3	4	2	11	2	2	1	0	5	3	8	8	5	21	3	3	1	2	9	0	1	0	0	0	1		
11	Nakamura, Yuzo	-	-	-	-	-	-	-	-	-	-	-	-	-	-	-	-	-	-	-	-	-	-	-	-	-	-	-	-
12	Nekota, Katsutoshi	0	1	0	0	1	0	0	0	1	1	1	6	0	0	7	0	0	0	0	0	0	0	0	0	1	1		
	Total	8	6	8	7	29	6	7	3	2	18	17	30	16	15	78	9	9	5	7	30	1	3	1	3	3	8		

No.	Name	Points					Missed Points					Side out Successes					Side out Misses					Service Points							
		1	2	3	4	5	Tot	1	2	3	4	5	Tot	1	2	3	4	5	Tot	1	2	3	4	5	Tot	1	2	3	4
	Brazil	Technical Fouls					0	0	0	0	0	0																	
1	Franca, Joao Claudio	-	0	0	-	-	0	-	0	0	-	-	0	0	-	-	0	-	2	0	-	-	2	-	0	0	-	-	0
2	Schwartz, Jose M.	-	-	-	-	-	-	-	-	-	-	-	-	-	-	-	-	-	-	-	-	-	-	-	-	-	-	-	-
3	Leao De Oliveira, H.	0	0	-	-	-	0	0	0	-	-	0	0	0	-	-	0	1	0	-	-	1	0	0	-	-	-	0	
4	De Victor, Newdon Emanuel	1	1	0	1	1	4	0	0	4	0	2	6	4	0	5	3	8	20	2	0	1	1	0	4	0	0	1	0
5	Albano Feitosa, Carlos E.	1	0	0	0	1	2	4	0	0	1	0	5	2	0	0	0	4	2	0	0	1	1	4	0	0	0	0	0
6	Volpi, Marco Antonio	2	1	2	1	0	6	0	1	2	0	1	4	7	4	5	3	4	23	0	1	1	1	0	3	1	0	0	1
7	Nuzman, Carlos Arthur	0	2	2	-	0	4	0	2	1	-	1	4	0	8	2	-	0	10	0	3	2	-	1	6	0	1	0	0
8	De Oliveira Ramalho, J.	2	0	0	0	1	3	0	0	0	1	2	3	1	5	6	1	6	9	3	1	2	0	1	7	0	0	0	0
9	Viotti De Azevedo, Decio	0	0	4	1	2	7	1	0	0	0	0	1	2	2	2	1	4	11	1	0	2	3	0	6	0	0	0	0
10	Barcellos Borges, V.M.	1	0	0	0	1	2	0	0	1	0	1	2	1	0	1	0	0	2	1	0	0	0	1	2	0	0	1	0
	Total	7	4	8	3	6	28	5	3	8	2	7	25	17	21	21	8	22	89	10	7	8	6	4	35	1	1	2	1

No.	Name	Points					Missed Points					Side out Successes					Side out Misses					Service Points							
		1	2	3	4	5	Tot	1	2	3	4	5	Tot	1	2	3	4	5	Tot	1	2	3	4	5	Tot	1	2	3	4
	Hungary	Technical Fouls					0	0	0	0	0	0																	
1	Czafik, Bela	0	0	0	0	0	0	0	0	0	0	0	0	0	0	0	0	0	0	0	0	0	1	0	0	0	1		
2	Ivancso, Vilmos	-	-	0	0	0	0	-	0	0	0	0	-	0	0	0	0	-	0	0	0	0	-	0	0	0	0	0	
3	Lantos, Csaba	2	1	0	0	3	1	0	0	0	1	0	3	2	5	1	0	0	0	1	2	0	0	0	0	2			
4	Bodo, Gabor	-	-	-	-	-	-	-	-	-	-	-	-	-	-	-	-	-	-	-	-	-	-	-	-	-	-	-	-
5	Molnar, Istvan	0	1	0	0	1	0	0	0	0	0	0	7	7	3	17	3	0	1	4	0	0	0	0	0	0	0		
6	Prouza, Otto	0	0	0	0	0	0	0	0	0	0	0	0	0	0	0	0	0	0	0	0	0	0	0	0	0	0	0	
7	Tuske, Ferenc	0	0	1	1	1	0	1	1	1	2	1	1	0	2	0	1	0	1	1	0	0	0	0	0	0			
8	Florian, Tibor	-	-	-	-	-	-	-	-	-	-	-	-	-	-	-	-	-	-	-	-	-	-	-	-	-	-	-	-
9	Galos, Laszlo	0	0	0	0	0	0	2	0	0	2	3	1	0	4	2	0	1	3	0	0	0	0	0	0	0			
10	Kangyerka, Antal	-	-	-	-	-	-	-	-	-	-	-	-	-	-	-	-	-	-	-	-	-	-	-	-	-	-	-	-
11	Tatar, Mihaly	0	1	1	2	2	1	1	4	6	6	6	18	0	1	1	2	0	0	0	2	0	0	0	0	0	0	0	
12	Janosi, Ferenc	1	3	2	6	0	0	0	0	0	0	0	3	7	2	12	3	2	1	6	0	0	0	0	0	0	0		
	Total	3	6	4	13	3	4	2	9	20	25	13	58	9	4	4	17	3	0	0	3	0	0	0	0	3	0	3	

Match No. 16 Time 11.16~13.14 **Bulgaria** 1 (10—15) **3 Japan**
 Referee Kettner (CZECHSLV) (15—12) (6—15) Umpire Moerman, P. Paulus (NETHLAND)
 (10—15)

No.	Name	Points					Missed Points					Side out					Successes					Side out					Misses					Service Points				
		1	2	3	4	5	Tot	1	2	3	4	5	Tot	1	2	3	4	5	Tot	1	2	3	4	5	Tot	1	2	3	4	5	Tot	1	2	3	4	5
	Bulgaria	Technical Fouls					0	0	0	0	0																									
1	Karov, Dimitre Lukov	0	0	0	0	0	1	0	0	0	1	2	0	1	1	0	2	0	0	0	0	0	0	1	0	0	0	0	0	1	0	0	0	0	1	
2	Kotchev, Ivan Petrov	-	0	0	0	0	-	0	0	0	0	0	-	0	0	5	5	-	0	0	0	0	0	-	0	0	0	0	0	-	0	0	0	0	0	
3	Konstantinov, Georgi A.	2	4	1	0	7	0	0	1	0	1	1	8	8	5	0	21	0	0	0	0	0	0	0	0	0	0	0	0	0	0	0	0	0	0	
4	Christov, Petko Pantelev	1	1	-	0	2	0	1	-	2	3	3	2	4	-	3	9	1	1	-	0	0	2	0	0	-	0	0	0	0	0	-	0	0	0	
5	Kratchmarov, Petar S.	-	-	-	-	-	-	-	-	-	-	-	-	-	-	-	-	-	-	-	-	-	-	-	-	-	-	-	-	-	-	-	-	-	-	
6	Srandev, Simeon M.	-	0	0	2	2	-	0	1	0	1	1	-	2	5	10	17	-	0	1	0	0	1	-	0	0	0	0	0	1	0	0	0	0	0	
7	Stoyanov, Klatchezar M.	1	2	2	1	6	0	0	1	1	1	2	5	6	5	2	18	4	1	1	1	1	7	0	0	0	0	0	0	0	0	0	0	0	0	
8	Giuderov, Boris Vassilev	0	-	1	1	2	0	-	0	0	0	0	1	-	0	0	1	1	-	0	0	0	1	0	-	0	0	0	0	0	-	0	0	0	0	
9	Ivanov, Kiril Metodiev	0	0	0	-	0	2	1	2	-	-	5	0	7	0	-	7	0	0	0	-	-	0	0	0	0	-	-	0	0	0	0	-	-	0	
10	Slavov, Slavtcho Stoyanov	-	-	-	0	0	-	-	-	0	0	0	-	-	-	3	3	-	-	-	0	0	0	-	-	-	1	1	1	0	-	0	0	0	0	
11	Boyadjiev, Georgi Spassov	0	-	0	0	0	0	0	-	0	0	0	0	-	0	0	0	0	-	0	1	1	1	0	-	0	0	0	0	0	-	0	0	0	0	
12	Koritarov, Angel B.	0	0	0	0	0	3	0	0	0	0	3	0	0	0	0	0	0	0	0	0	0	0	0	1	1	0	0	0	0	1	1	0	0	2	
	Total	4	7	4	4	19	6	2	5	4	4	17	16	28	16	23	83	6	2	2	2	2	12	1	1	1	1	1	1	1	1	1	1	1	4	

Match No. 17 Time 13.30~14.50 **Czechoslovakia** 3 (15—7) **0 U.S.A.**
 Referee Leibnitz, Newton (BRAZIL) (15—13) (16—14) Umpire Yamagishi, Kazuo (JAPAN)

No.	Name	Points					Missed Points					Side out					Successes					Side out					Misses					Service Points				
		1	2	3	4	5	Tot	1	2	3	4	5	Tot	1	2	3	4	5	Tot	1	2	3	4	5	Tot	1	2	3	4	5	Tot	1	2	3	4	5
	Czechoslovakia	Technical Fouls					0	0	0	0	0																									
1	Smidl, Vaclav	-	-	-	-	-	-	-	-	-	-	-	-	-	-	-	-	-	-	-	-	-	-	-	-	-	-	-	-	-	-	-	-	-	-	
2	Sorm, Josef	1	1	2	-	4	0	0	0	0	0	0	3	4	4	4	11	3	1	1	1	1	5	3	1	1	1	1	5	3	1	1	1	1	5	
3	Humhal, Zdenek	-	-	0	-	0	-	-	0	-	0	0	-	-	1	-	1	-	-	0	-	-	0	-	-	0	-	-	0	-	-	0	-	-	0	
4	Labuda, Josef	-	-	-	-	-	-	-	-	-	-	-	-	-	-	-	-	-	-	-	-	-	-	-	-	-	-	-	-	-	-	-	-	-	-	
5	Musil, Josef	0	1	0	-	1	0	0	1	-	1	1	1	3	1	-	5	1	1	1	1	-	3	0	0	2	-	-	2	0	0	2	-	-	2	
6	Kop, Petr	2	0	0	-	2	0	0	0	0	0	0	5	3	2	-	10	1	3	0	-	-	4	1	0	0	-	-	1	0	0	0	-	-	1	
7	Cuda, Milan	-	-	-	-	-	-	-	-	-	-	-	-	-	-	-	-	-	-	-	-	-	-	-	-	-	-	-	-	-	-	-	-	-	-	
8	Paulus, Karel	-	-	0	-	0	-	-	0	-	0	0	-	-	0	-	0	-	-	0	-	-	0	-	-	0	-	-	0	-	-	0	-	-	0	
9	Golian, Bohumil	0	0	1	-	1	1	1	1	1	1	3	0	2	0	-	2	0	1	1	1	-	2	0	0	0	-	-	0	0	0	0	-	-	0	
10	Perusic, Boris	-	0	-	-	0	-	0	-	-	0	0	-	0	-	-	0	-	0	-	-	-	0	-	0	-	-	-	0	-	0	-	-	-	0	
11	Schenk, Pavel	2	1	1	-	4	0	1	1	-	2	2	2	4	4	-	10	1	1	2	-	-	4	0	1	0	-	-	1	0	1	0	-	-	1	
12	Toman, Ladislav	0	1	1	-	2	1	1	0	-	2	2	1	1	1	-	3	3	2	0	-	-	5	1	1	0	-	-	2	0	1	0	-	-	2	
	Total	5	4	5	-	14	2	3	3	-	3	8	12	17	13	-	42	9	9	5	-	-	23	5	3	3	-	-	11	5	3	3	-	-	11	

Match No. 18 Time 17.15~18.34 **Netherlands** 0 (9—15) **3 Rumania**
 Referee Davies, Glen (U.S.A.) (6—15) (13—15) Umpire Schuster, Karl Heinz (GERMANY)

No.	Name	Points					Missed Points					Side out					Successes					Side out					Misses					Service Points				
		1	2	3	4	5	Tot	1	2	3	4	5	Tot	1	2	3	4	5	Tot	1	2	3	4	5	Tot	1	2	3	4	5	Tot	1	2	3	4	5
	Netherlands	Technical Fouls					0	0	0	0	0																									
1	Korsloot, Jacob	0	0	-	-	0	0	0	0	-	0	0	0	0	-	0	0	0	0	-	-	-	0	0	0	-	-	-	0	0	0	-	-	-	0	
2	Koolen, Jurjaan C.	0	0	0	-	0	0	0	0	0	0	0	0	1	1	-	2	0	1	0	-	-	1	0	0	0	-	-	0	0	0	0	-	-	0	
3	Tinkhof, Johannes G.G.	0	0	-	-	0	0	0	0	-	0	0	2	1	-	-	3	0	1	-	-	-	1	0	0	-	-	-	0	0	0	-	-	-	0	
4	Oosterbaan, Jan Martinus	0	-	2	-	2	0	-	0	-	0	0	1	-	5	-	6	1	-	0	-	-	1	0	-	0	-	-	0	0	-	0	-	-	0	
5	Groenhuijzen, Robert G.	1	2	2	-	5	1	3	0	-	4	2	2	4	-	-	8	1	0	0	-	-	1	0	0	0	-	-	0	0	0	0	-	-	0	
6	Swieter, Pieter	1	1	1	-	3	1	3	1	-	5	8	3	3	-	-	14	0	0	0	-	-	0	0	0	0	-	-	0	0	0	0	-	-	0	
7	Van Wijnen, Johan Wilhelm	-	-	0	-	0	-	-	0	-	0	0	-	-	0	-	0	-	-	0	-	-	0	-	-	0	-	-	0	-	-	0	-	-	0	
8	De Vink, Jacques	0	2	0	-	2	1	1	2	-	4	4	4	2	6	-	12	0	0	1	-	-	1	0	0	1	-	-	1	0	0	1	-	-	1	
9	Van Der Stoep, Dingeman	2	0	0	-	2	2	1	1	-	4	0	2	1	-	-	3	3	0	2	-	-	5	1	0	0	-	-	1	0	0	0	-	-	1	
10	Ewalds, Jacques	-	-	-	-	-	-	-	-	-	-	-	-	-	-	-	-	-	-	-	-	-	-	-	-	-	-	-	-	-	-	-	-	-	-	
11	Van Der Hoek, Johannes	0	0	0	-	0	1	1	0	-	2	0	0	1	-	-	1	0	1	0	-	-	1	0	0	0	-	-	0	0	0	0	-	-	0	
12	Constandse, Franklin L.	-	-	-	-	-	-	-	-	-	-	-	-	-	-	-	-	-	-	-	-	-	-	-	-	-	-	-	-	-	-	-	-	-	-	
	Total	4	5	5	-	14	6	9	4	-	4	19	17	11	21	-	49	5	3	3	-	-	11	1	0	1	-	-	2	1	0	1	-	-	2	

No.	Name	Points					Missed Points					Side out Successes					Side out Misses					Service Points								
		1	2	3	4	5	Tot	1	2	3	4	5	Tot	1	2	3	4	5	Tot	1	2	3	4	5	Tot	1	2	3	4	5
	Japan	Technical Fouls					0	0	0	0	0	0																		
1	Demachi, Yutaka	0	1	0	0	1	0	1	0	0	1	2	0	0	0	0	0	0	1	1	0	1	3	0	1	0	0	0	1	1
2	Koyama, Tsutomu	0	0	1	0	1	0	0	0	0	0	0	0	0	0	0	0	0	0	0	0	0	0	0	0	0	0	0	0	0
3	Sugahara, Sadatoshi	0	0	0	0	0	0	0	0	0	0	0	0	0	0	0	0	0	0	0	1	0	1	0	0	0	0	0	0	0
4	Ikeda, Naohiro	0	0	-	-	0	2	0	-	-	-	2	0	0	-	-	-	0	0	0	-	-	0	0	0	0	-	-	-	0
5	Sato, Yasutaka	0	4	3	2	9	1	0	0	0	1	2	2	8	6	8	24	0	2	1	1	4	0	1	0	1	0	1	2	
6	Kosedo, Toshiaki	4	0	2	1	7	0	1	0	1	1	2	1	6	2	0	9	0	2	0	1	3	1	0	0	0	0	0	1	
7	Higuchi, Tokihiko	-	-	-	-	-	-	-	-	-	-	-	-	-	-	-	-	-	-	-	-	-	-	-	-	-	-	-	-	
8	Minami, Masayuki	3	0	0	4	7	1	2	1	1	1	5	6	6	7	9	28	1	2	1	1	5	0	0	0	0	0	0	0	
9	Tokutomi, Takeshi	-	-	-	-	-	-	-	-	-	-	-	-	-	-	-	-	-	-	-	-	-	-	-	-	-	-	-	-	
10	Moriyama, Teruhisa	1	1	2	1	5	0	2	0	0	0	2	4	9	4	7	24	0	1	2	0	3	0	0	2	1	0	1	3	
11	Nakamura, Yuzo	-	-	-	-	-	-	-	-	-	-	-	-	-	-	-	-	-	-	-	-	-	-	-	-	-	-	-	-	
12	Nekota, Katsutoshi	0	1	0	1	2	1	1	0	1	1	3	0	4	1	2	7	0	0	0	1	1	0	1	0	0	0	0	1	
	Total	8	7	8	9	32	5	7	1	5	5	18	13	33	20	26	92	2	8	5	5	20	1	3	2	2	2	2	8	

No.	Name	Points					Missed Points					Side out Successes					Side out Misses					Service Points							
		1	2	3	4	5	Tot	1	2	3	4	5	Tot	1	2	3	4	5	Tot	1	2	3	4	5	Tot	1	2	3	4
	U.S.A.	Technical Fouls					0	0	0	0	0	0																	
1	Velasco, Pedro	0	-	0		0	1	-	0		0	1	0	-	0		0	0	-	0		0	0	0	-	0		0	0
4	Lang, Ronald Dwayne	0	0	0		0	1	2	0		0	3	0	0	0		0	0	2	1		3	0	1	1		1		2
5	Highland, Jacob Alapaki	0	0	-		0	0	0	-		0	0	0	0	-		0	1	0	-		1	0	0	-		0		0
6	O'Hara, Michael Futch	1	0	-		1	1	0	-		0	1	0	0	-		0	2	0	-		2	0	0	-		0		0
7	Griebenow, William Earl	0	0	0		0	0	2	0		0	2	0	0	0		0	1	1	0		2	2	1	0		0		3
8	Bright, David Michael	0	0	5		5	2	1	2		2	5	3	4	4		11	0	2	0		2	1	0	0		0		1
9	Hammer, Richard Bernarr	-	2	2		4	-	0	3		3	-	2	5		7	-	2	2		4	-	0	1		1		1	
10	Nelson, Charles T.	-	-	-		-	-	-	-		-	-	-	-	-		-	-	-	-		-	-	-	-	-	-		-
11	Taylor, John Franklin	-	-	-		-	-	-	-		-	-	-	-	-		-	-	-	-		-	-	-	-	-	-		-
12	Brown, Barry R.	0	1	-		1	0	1	-		0	1	5	1	-		6	3	1	-		4	0	1	-		1		1
13	Erickson, Keith R.	1	1	2		4	0	1	3		3	4	3	6	6		15	2	4	5		11	0	0	0		0		0
14	Suwara, Ernest	0	3	0		3	0	1	0		0	1	2	6	4		12	1	0	3		4	0	0	0		0		0
	Total	2	7	9		18	5	8	8		8	21	13	19	19		51	10	12	11		33	3	3	2		2		8

No.	Name	Points					Missed Points					Side out Successes					Side out Misses					Service Points							
		1	2	3	4	5	Tot	1	2	3	4	5	Tot	1	2	3	4	5	Tot	1	2	3	4	5	Tot	1	2	3	4
	Rumania	Technical Fouls					0	0	0	0	0	0																	
1	Fieraru, Gheorghe	1	1	2		4	0	0	0		0	0	2	2	3		7	3	1	1		5	2	0	1		1		3
2	Nicolau, Horatiu	0	0	1		1	1	0	0		0	1	4	3	4		11	0	0	0		0	0	0	1		1		1
3	Dragan, Aurel	-	0	0		0	-	0	0		0	0	-	0	0		0	-	0	0		0	-	0	0		0		0
4	Szocs, Iuliu	1	1	1		3	0	0	1		1	6	3	9		18	2	1	2		5	0	0	0		0		0	
5	Schreiber, Wiliam	-	-	-		-	-	-	-		-	-	-	-	-		-	-	-	-		-	-	-	-	-	-		-
6	Grigorovici, Mihai	-	-	-		-	-	-	-		-	-	-	-	-		-	-	-	-		-	-	-	-	-	-		-
7	Plocon, Davila	3	1	1		5	1	1	0		0	2	4	2	2		8	1	0	1		2	1	0	0		0		1
8	Barbuta, Nicolae	-	-	-		-	-	-	-		-	-	-	-	-		-	-	-	-		-	-	-	-	-	-		-
9	Derzsi, Eduard	0	1	0		1	0	0	2		2	0	0	5		5	0	1	2		3	0	0	1		1		1	
10	Chezan, Mihai	1	0	3		4	1	0	2		2	3	4	2	2		8	1	1	0		2	0	1	0		1		1
11	Ganciu, Constantin	0	1	0		1	1	0	2		2	3	1	1	1		3	1	1	1		3	0	0	0		0		0
12	Coste, Mihai	-	-	0		0	-	-	0		0	0	-	-	0		0	-	-	0		0	-	-	0		0		0
	Total	6	5	8		19	4	1	7		7	12	21	13	26		60	8	5	7		20	3	1	3		3		7

Match No. 19		Time 19.14~20.47		U.S.S.R. 3					(15-9) 0					Hungary																			
Referee Nokihara, Masashige (JAPAN)							(15-13) (15-11)					Umpire Armasescu, Const. (RUMANIA)																					
No.	Name	Points					Missed Points					Side out Successes					Side out Misses					Service Points											
		1	2	3	4	5	Tot	1	2	3	4	5	Tot	1	2	3	4	5	Tot	1	2	3	4	5	Tot	1	2	3	4	5	Tot		
U.S.S.R.		Technical Fouls					0 0 0					0																					
1	Chesnokov, Yury	0	3	0			3	1	2	1		4	7	5	9		21	0	2	1		3	0	0	3		3						3
2	Vengerovsky, Yury	0	0	0			0	0	0	0		0	0	0	0		0	0	0	0		0	0	0	0		0						0
3	Sibiriakov, Eduard	-	-	-			-	-	-	-		-	-	-	-		-	-	-	-		-	-	-	-		-						-
4	Voskoboinikov, Dmitry	2	1	3			6	0	1	0		1	2	5	8		15	0	1	2		3	0	1	0		1						1
5	Kacharava, Vazha	-	-	-			-	-	-	-		-	-	-	-		-	-	-	-		-	-	-	-		-						-
6	Ljugailo, Stanislav	-	-	-			-	-	-	-		-	-	-	-		-	-	-	-		-	-	-	-		-						-
7	Kovalenko, Vitaly	-	-	-			-	-	-	-		-	-	-	-		-	-	-	-		-	-	-	-		-						-
8	Poyarkov, Yury	0	0	1			1	1	0	0		1	2	2	2		6	2	2	2		6	1	3	0		0						4
9	Bugaenkov, Ivan	1	2	2			5	0	0	2		2	6	10	4		20	2	2	0		4	0	0	0		0						0
10	Burobin, Nikolay	2	0	0			2	1	1	0		2	3	9	3		15	0	2	0		2	0	0	0		0						0
11	Kalachikhin, Valery	-	0	-			0	-	0	-		0	-	0	-		0	-	0	-		0	-	0	-		0						0
12	Mondzolevsky, Georgy	0	0	0			0	0	1	0		1	0	0	0		0	0	1	1		2	1	1	1		1						3
Total		5	6	6			17	3	5	3		11	20	31	26		77	4	10	6		20	2	5	4		11						11

Match No. 20		Time 15.15~17.02		Korea 1					(12-15) 3					Brazil																			
Referee Ormai, Laszlo (HUNGARY)							(8-15) (16-14) (14-16)					Umpire Matsumoto, Miki (JAPAN)																					
No.	Name	Points					Missed Points					Side out Successes					Side out Misses					Service Points											
		1	2	3	4	5	Tot	1	2	3	4	5	Tot	1	2	3	4	5	Tot	1	2	3	4	5	Tot	1	2	3	4	5	Tot		
Korea		Technical Fouls					0 0 0 0					0																					
1	Kim, In Soo	0	0	0	0		0	1	0	0	1	2	0	1	0	0	1	1	0	1	1	3	0	0	1	0	1						1
2	Oh, Pyong Kil	-	-	0	-		0	-	-	0	-	0	-	-	0	-	0	-	-	0	-	0	-	-	0	-	0						0
3	Sohn, Young Wan	-	0	0	-		0	-	0	0	-	0	-	2	1	-	3	-	0	1	-	1	-	0	0	-	0						0
4	Chung, Sun Hung	-	-	-	0		0	-	-	-	0	0	-	-	-	0	0	-	-	-	0	0	-	-	-	0	0						0
5	Park, Suh Kwang	0	1	2	0		3	1	1	1	1	4	2	0	4	3	9	0	0	0	1	1	0	0	0	2	2						2
6	Suh, Ban Suk	1	-	2	2		5	2	-	1	2	5	7	-	7	8	22	3	-	0	0	3	1	-	0	0	1						1
7	Lee, Kyu Soh	0	-	0	0		0	1	-	0	1	2	0	-	1	0	1	0	-	1	0	1	0	0	0	0	0						0
8	Kim, Young Joon	1	0	0	1		2	0	1	1	0	2	0	2	3	3	8	0	0	1	1	2	1	1	0	0	0						2
9	Kim, Sung Kil	0	0	-	-		0	0	0	-	-	0	1	1	-	-	2	0	1	-	0	0	0	0	-	-	0						0
10	Kim, Kwang Soo	-	1	-	-		1	-	2	-	-	2	-	0	-	-	0	-	0	-	-	0	-	0	-	-	0						0
11	Kim, Jin Hee	0	0	0	2		2	0	0	0	0	0	1	1	4	0	6	1	0	1	0	2	0	0	0	0	0						0
12	Lim, Tae Hoh	1	0	1	2		4	1	0	0	0	1	1	0	1	2	4	3	1	0	1	5	0	0	0	1	1						1
Total		3	2	5	7		17	6	4	3	5	18	12	7	21	16	56	8	2	5	4	19	2	1	1	3	7						7

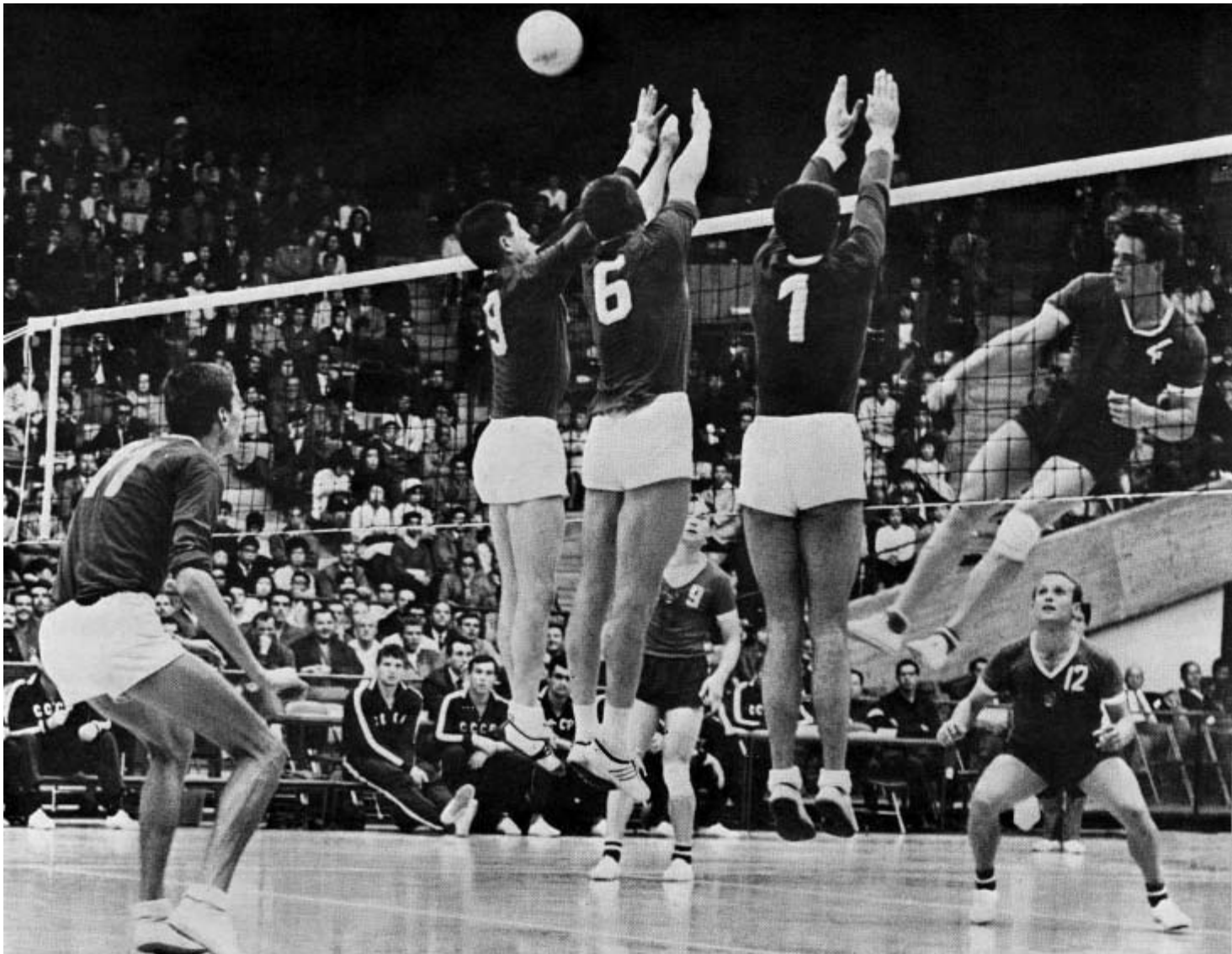
Match No. 21		Time 11.14~13.29		Rumania 3					(15-9) 2					Korea																			
Referee Moerman, P. Paulus (NETHLAND)							(14-16) (8-15) (15-9) (15-9)					Umpire Kuwabara, Hiroshi (JAPAN)																					
No.	Name	Points					Missed Points					Side out Successes					Side out Misses					Service Points											
		1	2	3	4	5	Tot	1	2	3	4	5	Tot	1	2	3	4	5	Tot	1	2	3	4	5	Tot	1	2	3	4	5	Tot		
Rumania		Technical Fouls					0 0 0 0					0																					
1	Fieraru, Gheorghe	1	0	0	0		1	2	0	0	0	0	0	1	0	1	0	1	0	1	0	1	3	2	1	0	0	0	0	0	0	0	1
2	Nicolau, Horatiu	1	2	0	0		3	6	2	1	3	0	1	7	4	3	3	4	5	19	2	1	1	0	0	0	4	0	0	0	0	0	0
3	Dragan, Aurel	-	0	0	0		-	0	-	0	1	0	-	1	-	0	1	0	-	1	-	0	0	0	0	-	0	-	0	0	0	-	0
4	Szocs, Iuliu	1	3	3	3		3	13	2	1	3	2	1	9	5	4	7	5	3	24	1	0	1	0	1	3	0	0	0	0	0	0	0
5	Schreiber, Wiliam	-	-	-	-		-	-	-	-	-	-	-	-	-	-	-	-	-	-	-	-	-	-	-	-	-	-	-	-	-	-	-
6	Grigorovici, Mihai	-	1	0	2		0	3	-	0	0	0	0	-	2	2	2	4	10	-	0	0	0	0	0	0	-	0	1	0	0	1	
7	Plocon, Davila	2	0	-	-		2	0	0	1	-	0	1	4	3	-	0	7	1	0	-	0	1	0	0	-	0	-	0	-	0	0	0
8	Barbuta, Nicolae	-	1	1	0		0	2	-	0	0	2	2	-	2	5	1	1	9	-	1	1	3	1	6	-	0	0	0	0	0	0	
9	Derzsi, Eduard	-	-	-	-		-	-	-	-	-	-	-	-	-	-	-	-	-	-	-	-	-	-	-	-	-	-	-	-	-	-	-
10	Chezan, Mihai	-	-	0	-		0	-	-	1	-	-	1	-	-	0	-	-	0	-	-	0	-	0	-	-	0	-	0	-	-	0	0
11	Ganciu, Constantin	2	0	0	0		1	3	0	0	1	0	0	1	0	0	1	0	1	0	0	1	2	2	0	2	0	6	0	0	0	0	0
12	Coste, Mihai	0	1	-	-		1	2	0	1	-	0	1	8	2	-	0	10	0	1	-	0	1	0	0	-	0	1	0	0	-	0	0
Total		7	8	4	5		9	33	4	4	9	2	4	23	22	17	19	12	15	85	8	4	5	5	2	24	0	1	1	0	0	2	2

No.	Name	Points					Missed Points					Side out Successes					Side out Misses					Service Points										
		1	2	3	4	5	Tot	1	2	3	4	5	Tot	1	2	3	4	5	Tot	1	2	3	4	5	Tot	1	2	3	4	5	Tot	
	Hungary	Technical Fouls					0	0	0				0						0						0						0	
1	Czafik, Bela	-	0	-			0	-	0	-		0	-	0	-		0	-	0	-		0	-	0	-		0	-	0	-		0
2	Ivancso, Vilmos	-	0	-			0	-	0	-		0	-	0	-		0	-	0	-		0	-	0	-		0	-	0	-		0
3	Lantos, Csaba	0	0	1			1	2	0	0		2	7	5	3		15	0	1	0		1	0	0	0		1	0	0	0		0
4	Bodo, Gabor	-	-	0			0	-	-	0		0	-	-	0		0	-	-	0		0	-	-	0		0	-	-	0		0
5	Molnar, Istvan	1	1	2			4	2	1	0		3	3	8	5		16	1	2	1		4	0	0	0		4	0	0	0		0
6	Prouza, Otto	-	0	-			0	-	0	-		0	-	0	-		0	-	0	-		0	-	0	-		0	-	0	-		0
7	Tuske, Ferenc	0	1	0			1	1	1	0		2	1	0	1		2	0	0	0		0	0	0	0		0	0	0	0		0
8	Florian, Tibor	-	-	-			-	-	-	-		-	-	-	-		-	-	-	-		-	-	-	-		-	-	-	-		-
9	Galos, Laszlo	0	1	1			2	0	2	3		5	2	6	3		11	1	0	0		1	0	0	0		1	0	0	0		0
10	Kangyerka, Antal	-	-	-			-	-	-	-		-	-	-	-		-	-	-	-		-	-	-	-		-	-	-	-		-
11	Tatar, Mihaly	5	2	2			9	3	0	1		4	4	4	5		13	1	1	1		3	0	0	0		3	0	0	0		0
12	Janosi, Ferenc	0	3	1			4	0	0	1		1	3	4	4		11	2	2	0		4	0	0	1		4	0	0	1		1
	Total	6	8	7			21	8	4	5		17	20	27	21		68	5	6	2		13	0	0	1		13	0	0	1		1

No.	Name	Points					Missed Points					Side out Successes					Side out Misses					Service Points										
		1	2	3	4	5	Tot	1	2	3	4	5	Tot	1	2	3	4	5	Tot	1	2	3	4	5	Tot	1	2	3	4	5	Tot	
	Brazil	Technical Fouls					0	0	0	0		0						0						0						0		
1	Franca, Joao Claudio	-	-	1	-		1	-	-	1	-	1	-	-	0	-	0	-	-	0	-	0	-	-	0	-	0	-	-	0	-	0
2	Schwartz DaCosta, Joe M.	-	-	-	-		-	-	-	-		-	-	-	-		-	-	-	-		-	-	-	-		-	-	-	-		-
3	Leao De Oliveira H.	-	-	0	-		0	-	-	0	-	0	-	-	0	-	0	-	-	0	-	0	-	-	0	-	0	-	-	0	-	0
4	De Victor, Newdon Emanuel	2	0	0	0		2	1	0	1	0	2	4	0	2	0	6	2	0	1	0	3	0	0	0	0	3	0	0	0	0	0
5	Albano Feitosa, Carlos E.	3	1	0	0		4	0	0	1	1	2	0	0	0	1	1	1	1	1	0	3	0	0	0	0	3	0	0	0	0	0
6	Volpi, Marco Antonio	1	2	2	9		14	2	2	2	2	8	4	4	4	6	18	3	0	0	1	4	0	0	0	0	4	0	0	0	0	0
7	Nuzman, Carlos Arthur	0	1	2	0		3	0	0	2	0	2	1	1	6	4	12	0	1	2	0	3	0	1	0	0	3	0	1	0	0	1
8	De Oliveira Ramalho, J.	0	0	1	1		2	0	0	1	0	1	2	1	6	2	11	0	0	2	1	3	0	0	0	0	3	0	0	0	0	0
9	Viotti De Azevedo, Decio	1	3	4	1		9	3	3	2	1	9	1	3	1	3	8	1	0	0	1	2	0	0	0	0	2	0	0	0	0	0
10	Barcellos Borges, V.M.	0	3	0	0		3	1	0	0	0	1	0	0	2	1	3	1	1	0	1	3	2	0	1	0	3	2	0	1	0	3
	Total	7	10	10	11		38	7	5	10	4	26	12	9	21	17	59	8	3	6	4	21	2	1	1	0	21	2	1	1	0	4

No.	Name	Points					Missed Points					Side out Successes					Side out Misses					Service Points										
		1	2	3	4	5	Tot	1	2	3	4	5	Tot	1	2	3	4	5	Tot	1	2	3	4	5	Tot	1	2	3	4	5	Tot	
	Korea	Technical Fouls					0	0	0	0	0	0						0						0						0		
1	Kim, In Soo	0	0	0	0	0	0	0	0	0	0	0	0	0	0	0	0	0	0	0	0	0	0	0	0	0	0	0	0	0	0	0
2	Oh, Pyong Kil	-	-	-	-	-	-	-	-	-	-	-	-	-	-	-	-	-	-	-	-	-	-	-	-	-	-	-	-	-	-	-
3	Sohn, Young Wan	-	0	-	-	0	-	0	-	-	0	-	0	-	-	0	-	0	-	-	0	-	0	-	-	0	-	0	-	-	0	-
4	Chung, Sun Hung	0	1	1	0	0	2	1	2	0	1	1	5	2	0	0	0	2	0	1	0	0	1	2	0	0	1	2	0	0	0	0
5	Park, Suh Kwang	-	-	-	-	-	-	-	-	-	-	-	-	-	-	-	-	-	-	-	-	-	-	-	-	-	-	-	-	-	-	-
6	Suh, Ban Suk	-	-	-	-	0	0	-	-	-	0	0	-	-	-	1	1	-	-	-	1	1	-	-	-	0	0	-	-	-	0	0
7	Lee, Kyu Soh	0	0	0	0	0	0	0	0	0	0	0	0	0	0	0	0	0	0	0	0	0	0	0	0	0	0	0	0	0	0	0
8	Kim, Young Joon	0	1	0	0	0	1	1	0	1	2	0	4	5	7	6	3	9	30	2	0	0	1	0	3	0	0	2	0	0	2	0
9	Kim, Sung Kil	2	1	2	4	2	11	1	1	0	2	2	6	2	1	2	2	1	8	0	0	0	2	1	3	0	1	0	0	1	2	1
10	Kim, Kwang Soo	1	1	0	1	0	3	3	0	1	2	2	8	4	4	7	0	3	18	1	0	0	0	0	0	1	0	0	0	0	1	1
11	Kim, Jin Hee	1	3	0	0	1	5	1	0	0	1	0	2	3	0	1	2	2	8	0	1	0	0	0	0	1	1	1	1	0	0	2
12	Lim, Tae Hoh	0	2	1	0	0	3	1	2	1	2	1	7	2	3	0	2	1	8	1	0	1	0	1	0	1	3	0	1	2	0	3
	Total	4	9	4	5	3	25	8	5	3	10	6	32	18	15	16	9	17	75	4	2	1	3	4	14	1	3	2	2	2	10	

No.	Name	Points					Missed Points					Side out Successes					Side out Misses					Service Points												
		1	2	3	4	5	Tot	1	2	3	4	5	Tot	1	2	3	4	5	Tot	1	2	3	4	5	Tot	1	2	3	4	5	Tot			
Hungary																																		
Technical Fouls		0 0 0 0 0																																
1	Czafik, Bela	0	0	0	0	0	0	0	1	0	0	1	0	1	0	0	0	1	0	2	0	0	0	2	0	0	0	2	0	0	0	0	0	0
2	Ivancso, Vilmos	-	-	0	0	0	0	-	0	0	0	0	-	-	0	0	0	0	-	0	0	0	0	-	-	0	0	0	-	-	0	0	0	0
3	Lantos, Csaba	0	1	2	1	1	5	3	1	1	4	3	12	2	11	9	6	5	33	1	0	0	0	0	1	0	0	0	0	0	0	0	0	0
4	Bodo, Gabor	-	0	0	0	0	0	-	0	0	2	1	3	-	0	2	3	1	6	-	0	1	1	0	2	-	0	0	0	0	0	0	0	0
5	Molnar, Istvan	1	2	5	5	1	14	0	1	0	1	1	3	3	15	6	9	3	36	0	0	2	1	0	3	0	0	1	1	0	2	0	2	
6	Prouza, Otto	0	0	0	0	0	0	0	0	0	0	0	0	0	0	0	0	0	0	3	0	0	0	3	0	0	0	3	0	0	0	0	0	0
7	Tuske, Ferenc	0	0	0	2	1	3	0	1	0	0	0	1	0	0	1	1	0	2	0	1	0	0	0	1	0	0	1	0	0	0	0	0	0
8	Florian, Tibor	-	-	-	-	-	-	-	-	-	-	-	-	-	-	-	-	-	-	-	-	-	-	-	-	-	-	-	-	-	-	-	-	-
9	Galos, Laszlo	0	3	0	1	1	5	0	0	0	0	0	0	2	3	0	5	0	10	0	1	1	0	0	2	0	0	0	0	0	0	0	0	0
10	Kangverka, Antal	-	-	-	-	-	-	-	-	-	-	-	-	-	-	-	-	-	-	-	-	-	-	-	-	-	-	-	-	-	-	-	-	-
11	Tatar, Mihaly	-	-	-	-	-	-	-	-	-	-	-	-	-	-	-	-	-	-	-	-	-	-	-	-	-	-	-	-	-	-	-	-	-
12	Janosi, Ferenc	0	1	1	1	2	5	2	2	2	1	1	8	1	4	3	3	2	13	0	1	0	1	0	2	0	0	0	0	0	0	0	0	0
Total		1	7	8	10	6	32	5	5	4	8	6	28	8	34	21	27	11	101	1	8	4	3	0	16	0	0	1	1	1	0	2	2	



U.S.S.R. v. Czechoslovakia match. Three players are Czechoslovakia team members who are blocking the shot from No. 4 (D. Voskoboinikov of the U.S.S.R. team)

Match U.R.S.S. contre Tchecoslovaquie. Trois joueurs de l'équipe Tchecoslovaque qui sont en train de bloquer le coup d'envoi du No. 4 (D. Voskoboinikov de l'équipe d'U.R.S.S.)

Match No. 24 Time 13.15~15.47 **Bulgaria** 3 (15—11) (8—15) **2 Netherlands**
 Referee Kettner, (CZECHSLV) (15—8) (14—16) (15—8) Umpire Nakajima, Katsumasa (JAPAN)

No.	Name	Points					Missed Points					Side out					Successes					Side out					Misses					Service Points						
		1	2	3	4	5	Tot	1	2	3	4	5	Tot	1	2	3	4	5	Tot	1	2	3	4	5	Tot	1	2	3	4	5	Tot	1	2	3	4	5	Tot	
Bulgaria		Technical Fouls					0	0	0	0	0	0																										
1	Karov, Dimitre Lukov	0	0	1	0	0	1	0	1	0	2	2	5	0	0	1	0	1	2	1	0	0	2	0	3	0	0	0	0	0	2	2	0	0	0	0	0	2
2	Kotchev, Ivan Petrov	-	-	0	0	0	0	-	-	0	2	0	2	-	-	0	3	1	4	-	-	0	2	0	2	-	-	0	0	0	0	0	-	-	0	0	0	0
3	Konstantinov, Georgi A.	-	1	1	4	0	6	-	0	0	1	1	2	-	4	6	6	4	20	-	4	1	2	1	8	-	0	0	0	0	0	0	-	0	0	0	0	0
4	Christov, Petko Pantelev	0	0	-	-	-	0	0	2	-	-	-	2	2	6	-	-	-	8	3	1	-	-	-	4	0	0	-	-	-	0	0	-	-	-	-	-	0
5	Kratchmarov, Petar S.	-	0	-	-	-	0	-	0	-	-	-	0	-	0	-	-	0	0	-	4	-	-	-	4	-	0	-	-	-	0	0	-	-	-	-	-	0
6	Srandev, Simeon M.	3	1	1	3	1	9	1	2	0	0	0	3	3	4	3	7	6	23	0	2	0	1	0	3	0	1	0	0	0	1	0	0	1	0	0	0	1
7	Stoyahov, Klatchezar M.	1	0	-	-	-	1	0	0	-	-	-	0	0	0	-	-	-	0	0	2	-	-	-	2	0	0	-	-	-	0	0	-	-	-	-	-	0
8	Giudero, Boris Vassilev	0	-	-	-	-	0	2	-	-	-	-	2	2	-	-	-	-	2	1	-	-	-	-	1	0	-	-	-	-	0	0	-	-	-	-	-	0
9	Ivanov, Kiril Metodiev	-	1	1	1	0	3	-	1	2	4	1	8	-	3	5	12	3	23	-	0	2	2	0	4	-	0	0	0	0	0	0	0	0	0	0	0	0
10	Slavov, Slavtcho Stoyanov	2	1	1	0	1	5	0	2	1	1	1	5	2	3	2	0	1	8	1	1	0	0	0	2	0	0	0	0	0	0	0	0	0	0	0	0	0
11	Boyadjiev, Georgi Spassov	0	0	-	0	0	0	0	0	-	0	0	0	1	0	-	0	0	1	2	2	-	0	0	4	1	0	-	0	0	1	0	0	0	0	1	1	2
12	Koritarov, Angel B.	-	0	1	0	0	1	-	0	0	0	0	0	-	1	0	1	0	2	-	0	0	1	0	1	-	0	0	1	1	1	2	-	0	0	1	1	2
Total		6	4	6	8	2	26	3	8	3	10	5	29	10	21	17	29	16	93	8	16	3	10	1	38	1	1	0	1	3	6							

Match No. 25 Time 16.03~17.52 **U.S.A.** 1 (12—15) (10—15) (15—13) (11—15) **3 Japan**
 Referee Schuster, Karl-Hein (GERMANY) Umpire Alvez, Walter (BRAZIL)

No.	Name	Points					Missed Points					Side out					Successes					Side out					Misses					Service Points							
		1	2	3	4	5	Tot	1	2	3	4	5	Tot	1	2	3	4	5	Tot	1	2	3	4	5	Tot	1	2	3	4	5	Tot	1	2	3	4	5	Tot		
U.S.A.		Technical Fouls					0	0	0	0	0	0																											
1	Velasco, Pedro	1	1	2	1	5	0	0	0	0	0	0	0	0	0	0	1	0	1	0	2	0	0	0	2	0	0	0	0	0	0	0	0	0	0	0	0	0	
4	Lang, Ronald Dwayne	0	0	1	1	2	1	0	0	0	2	3	3	1	0	1	1	3	0	0	1	1	2	4	0	0	1	0	1	3	0	1	0	1	0	3			
5	Highland, Jacob Alapaki	-	0	-	0	0	-	0	-	0	-	0	0	-	0	-	0	0	-	1	-	0	-	1	-	0	-	0	-	0	0	-	0	-	0	-	0		
6	O'Hara, Michael Futch	-	-	-	-	-	-	-	-	-	-	-	-	-	-	-	-	-	-	-	-	-	-	-	-	-	-	-	-	-	-	-	-	-	-	-	-		
7	Griebenow, William Earl	-	1	-	-	1	-	0	-	-	-	0	-	1	-	-	-	1	-	2	-	-	-	2	-	0	-	-	-	0	0	-	0	-	-	-	0		
8	Bright, David Michael	0	1	0	-	1	2	1	0	-	-	3	7	4	1	-	-	12	0	0	1	-	-	1	0	1	0	-	-	1	0	-	1	0	-	-	1		
9	Hammer, Richard Bernarr	0	0	0	1	1	3	0	0	0	0	3	5	2	4	3	3	14	0	1	1	0	0	2	0	0	3	0	0	3	3	0	0	3	0	0	3		
10	Nelson, Charles T.	-	-	1	0	1	-	-	0	1	1	1	-	-	1	6	-	7	-	-	0	0	0	0	-	-	1	0	0	1	0	-	-	1	0	-	1		
11	Taylor, John Franklin	-	-	-	-	-	-	-	-	-	-	-	-	-	-	-	-	-	-	-	-	-	-	-	-	-	-	-	-	-	-	-	-	-	-	-	-		
12	Brown, Barry R.	1	0	2	0	3	0	1	3	1	3	5	5	4	4	1	1	14	3	1	1	0	0	5	1	0	0	1	0	1	2	0	1	0	0	1	2		
13	Erickson, Keith R.	-	-	-	-	-	-	-	-	-	-	-	-	-	-	-	-	-	-	-	-	-	-	-	-	-	-	-	-	-	-	-	-	-	-	-	-		
14	Suwara, Ernest	1	1	2	2	6	1	1	1	1	1	4	8	3	4	7	7	22	1	0	2	2	2	5	0	0	0	0	0	0	0	0	0	0	0	0	0		
Total		3	4	8	5	20	7	3	4	5	19	26	14	16	18	74	4	7	6	3	20	1	1	5	1	8													

Match No. 26 Time 11.15~12.36 **Bulgaria** 3 (15—9) (15—13) (15—7) **0 U.S.A.**
 Referee Schuster, Karl Heinz (GERMANY) Umpire Narukawa, Mutsuji (JAPAN)

No.	Name	Points					Missed Points					Side out					Successes					Side out					Misses					Service Points						
		1	2	3	4	5	Tot	1	2	3	4	5	Tot	1	2	3	4	5	Tot	1	2	3	4	5	Tot	1	2	3	4	5	Tot	1	2	3	4	5	Tot	
Bulgaria		Technical Fouls					0	0	0	0	0	0																										
1	Karov, Dimitre Lukov	0	1	0	0	1	0	0	0	0	0	0	0	0	0	0	0	0	0	3	1	0	0	4	1	0	0	0	0	1	0	0	0	0	0	0	0	
2	Kotchev, Ivan Petrov	0	0	0	0	0	0	1	0	1	0	1	2	3	0	0	0	3	6	0	2	1	0	3	0	0	0	0	0	0	0	0	0	0	0	0	0	
3	Konstantinov, Georgi A.	0	2	0	0	2	0	1	0	1	0	1	7	3	3	0	0	13	0	1	0	0	0	1	0	0	1	0	0	1	0	0	0	1	0	0	1	
4	Christov, Petko Pantelev	1	0	1	0	2	2	1	0	0	0	3	2	3	3	0	0	8	0	0	0	0	0	0	2	0	0	0	0	0	0	0	2	0	0	0	2	
5	Kratchmarov, Petar S.	-	0	0	0	0	-	0	0	0	0	0	-	0	0	0	0	0	-	0	0	0	0	0	-	1	0	0	0	1	0	-	0	-	0	-	1	
6	Srandev, Simeon M.	3	0	2	0	5	1	0	1	0	1	2	1	9	4	14	1	3	0	0	0	4	1	0	0	0	0	1	0	0	4	1	0	0	1			
7	Stoyanov, Klatchezar M.	1	0	-	-	1	1	2	-	-	-	3	2	5	-	7	0	0	-	-	-	0	0	0	0	-	-	0	0	-	0	0	0	-	0			
8	Giudero, Boris Vassilev	-	-	-	-	-	-	-	-	-	-	-	-	-	-	-	-	-	-	-	-	-	-	-	-	-	-	-	-	-	-	-	-	-	-	-	-	
9	Ivanov, Kiril Metodiev	-	0	-	-	0	-	0	-	0	-	0	-	3	-	3	-	0	-	-	-	0	-	1	-	-	-	1	-	-	0	-	-	-	1			
10	Slavov, Slavtcho Stoyanov	-	-	-	-	-	-	-	-	-	-	-	-	-	-	-	-	-	-	-	-	-	-	-	-	-	-	-	-	-	-	-	-	-	-	-	-	
11	Boyadjiev, Georgi Spassov	0	0	-	-	0	0	0	0	-	-	0	0	0	-	0	0	0	0	0	-	-	-	0	0	1	-	-	-	1	-	0	0	1	-	-	1	
12	Koritarov, Angel B.	0	0	0	0	0	0	0	0	0	1	1	0	0	0	0	0	0	0	0	0	0	0	0	0	1	1	0	0	1	1	0	0	1	1	0	2	
Total		5	3	3	0	11	4	5	2	11	13	25	13	51	1	9	2	12	4	4	2	2	2	10														

No.	Name	Points					Missed Points					Side out Successes					Side out Misses					Service Points									
		I	2	3	4	5	Tot	I	2	3	4	5	Tot	I	2	3	4	5	Tot	I	2	3	4	5	Tot	I	2	3	4	5	Tot
	Netherlands	Technical Fouls					0	0	0	0	0	0																			
1	Korsloot, Jacob	-	-	-	0	-	0	-	-	-	0	-	0	-	-	-	0	-	0	-	-	-	0	-	0	-	-	-	0	-	0
2	Koolen Jurjaan C.	0	-	1	0	0	1	1	-	0	0	0	1	1	-	1	0	1	3	1	-	0	0	0	1	0	-	0	0	0	0
3	Tinkhof, Johannes G.G.	0	0	-	0	-	0	0	0	-	0	-	0	0	0	-	1	-	1	0	1	-	2	-	3	0	0	-	0	-	0
4	Oosterbaan, Jan Martinus	0	2	0	0	0	2	2	0	1	1	3	7	4	2	5	2	0	13	0	1	1	0	1	3	1	0	0	0	0	1
5	Groenhuijzen, Robert G.	1	1	1	1	1	5	0	0	2	1	3	6	2	5	4	10	8	29	4	0	0	1	2	7	0	0	0	1	0	1
6	Swieter, Pieter	0	0	1	0	0	1	1	1	0	1	1	4	4	1	4	5	4	18	3	2	0	0	0	5	0	0	0	0	0	0
7	Van Wijnen, Johan Wilhelm	-	-	-	-	-	-	-	-	-	-	-	-	-	-	-	-	-	-	-	-	-	-	-	-	-	-	-	-	-	-
8	De Vink, Jacques	2	3	2	1	1	9	2	0	3	1	0	6	2	5	3	9	4	23	0	3	1	1	1	6	0	0	0	1	0	1
9	Van Der Stoep, Dingeman	0	0	0	-	1	1	2	2	2	-	1	7	2	1	2	-	1	6	3	2	1	-	0	6	2	1	0	-	0	3
10	Ewalds, Jacques	0	0	0	0	0	0	0	0	1	1	2	4	0	0	0	0	1	1	0	0	2	2	1	5	0	0	0	0	0	0
11	Van Der Hoek, Johannes	1	0	-	1	0	2	0	0	-	0	0	0	0	0	0	0	0	0	2	0	-	2	0	4	1	0	-	1	0	2
12	Constandse, Franklin L.	-	-	-	-	-	-	-	-	-	-	-	-	-	-	-	-	-	-	-	-	-	-	-	-	-	-	-	-	-	-
	Total	4	6	5	3	3	21	8	3	9	5	10	35	15	14	19	27	19	94	13	9	5	8	5	40	4	1	0	3	0	8

No.	Name	Points					Missed Points					Side out Successes					Side out Misses					Service Points									
		I	2	3	4	5	Tot	I	2	3	4	5	Tot	I	2	3	4	5	Tot	I	2	3	4	5	Tot	I	2	3	4	5	Tot
	Japan	Technical Fouls					0	0	0	0	0	0																			
1	Demachi, Yutaka	0	0	0	0	0	0	0	0	0	0	0	0	2	0	0	0	0	2	1	0	1	0	0	2	1	0	1	0	0	2
2	Koyama, Tsutomu	1	-	0	0	1	0	-	0	0	0	0	0	1	-	0	0	0	1	0	-	0	0	0	0	0	0	-	0	0	0
3	Sugahara, Sadatoshi	0	0	0	0	0	0	0	0	0	0	0	0	0	0	0	3	0	3	0	1	0	0	0	1	0	0	2	0	2	2
4	Ikeda, Naohiro	0	1	-	3	4	2	1	-	1	4	6	1	-	6	13	1	0	-	0	1	1	1	-	0	2	1	-	0	2	
5	Sato, Yasutaka	1	5	2	1	9	2	1	0	2	5	8	3	5	4	20	1	1	2	0	4	1	1	2	1	2	1	5	1	5	
6	Kosedo, Toshiaki	-	0	1	0	1	-	1	2	0	3	-	1	4	0	5	-	0	4	0	4	0	4	0	4	-	1	0	0	1	
7	Higuchi, Tokihiro	-	-	-	-	-	-	-	-	-	-	-	-	-	-	-	-	-	-	-	-	-	-	-	-	-	-	-	-	-	
8	Minami, Masayuki	1	0	0	1	2	1	1	0	1	3	5	2	6	4	17	3	1	3	0	7	0	1	0	0	7	0	1	0	1	
9	Tokutomi, Takeshi	-	-	-	-	-	-	-	-	-	-	-	-	-	-	-	-	-	-	-	-	-	-	-	-	-	-	-	-	-	
10	Moriyama, Teruhisa	1	1	0	4	6	1	1	0	1	3	6	5	4	3	18	0	2	2	2	6	1	0	1	0	6	1	0	1	2	
11	Nakamura, Yuzo	-	-	-	-	-	-	-	-	-	-	-	-	-	-	-	-	-	-	-	-	-	-	-	-	-	-	-	-	-	
12	Nekoda, Katsutoshi	0	1	0	0	1	2	0	0	0	2	3	1	0	1	5	2	1	0	1	4	0	0	0	0	4	0	0	0	0	
	Total	4	8	3	9	24	8	5	2	5	20	31	13	22	18	84	8	6	12	3	29	4	4	6	1	15	1	15	15	15	

No.	Name	Points					Missed Points					Side out Successes					Side out Misses					Service Points									
		I	2	3	4	5	Tot	I	2	3	4	5	Tot	I	2	3	4	5	Tot	I	2	3	4	5	Tot	I	2	3	4	5	Tot
	U.S.A.	Technical Fouls					0	0	0	0	0	0																			
1	Velasco, Pedro	0	0	0	0	0	0	0	0	0	0	0	0	2	0	2	0	0	2	0	0	0	0	0	0	0	0	0	0	0	0
4	Lang, Ronald Dwayne	-	-	0	0	0	-	0	-	0	0	0	-	1	-	1	-	2	1	-	-	2	-	-	0	-	2	-	-	0	0
5	Highland, Jacob Alapaki	1	-	-	1	1	-	-	-	-	1	0	-	-	-	0	2	-	-	-	2	1	-	-	-	2	1	-	-	1	
6	O'Hara, Michael Futch	0	1	1	2	0	2	2	2	4	5	3	4	12	0	12	0	1	0	1	1	0	1	0	1	0	1	0	1	1	
7	Griebenow, William Earl	0	0	0	0	2	0	0	0	2	0	0	0	0	1	0	1	3	0	4	0	1	0	0	4	0	1	0	1	1	
8	Bright, David Michael	1	1	2	4	0	3	1	4	6	12	6	24	0	3	24	0	3	1	4	1	0	1	1	2	4	1	0	1	2	
9	Hammer, Richard Bernarr	0	3	-	3	1	1	-	2	3	1	-	4	0	1	4	0	1	-	1	0	0	-	0	1	0	0	-	0	0	
10	Nelson, Charles T.	-	0	-	0	-	2	-	2	-	6	-	2	-	6	6	-	1	-	1	-	1	-	-	1	-	1	-	-	1	
11	Taylor, John Franklin	-	-	0	0	-	-	3	3	-	0	-	0	0	-	0	-	0	0	0	-	0	-	0	0	0	-	0	0	0	
12	Brown, Barry R.	1	-	-	1	2	-	-	2	2	-	-	2	2	1	2	1	-	-	1	0	-	-	0	1	0	-	-	0	0	
13	Erickson, Keith R.	-	-	0	0	-	-	1	1	-	2	-	2	-	-	2	-	-	1	1	-	-	0	0	1	-	-	0	0	0	
14	Suwara, Ernest	-	-	0	0	-	-	3	3	-	3	-	3	3	-	3	-	1	1	1	-	-	1	1	1	-	-	1	1	1	
	Total	3	5	3	11	6	8	10	24	16	24	16	56	4	9	5	18	2	3	2	18	2	3	2	7	7	7	7	7	7	

Match No. 27 Time 13.15~15.36 **Korea** 1 (15—13) **3** **Netherlands**
 Referee Sunada, Takashi (JAPAN) (7—15) (14—16) Umpire Nakajima, Katsumasa (JAPAN) (8—15)

No.	Name	Points					Missed Points					Side out Successes					Side out Misses					Service Points										
		1	2	3	4	5	Tot	1	2	3	4	5	Tot	1	2	3	4	5	Tot	1	2	3	4	5	Tot	1	2	3	4	5	Tot	
	Korea	Technical Fouls					0	0	0	0	0																					
1	Kim, In Soo	0	0	0	0	0	0	0	0	2	0	2	0	0	0	0	0	0	0	0	0	0	0	0	0	0	0	0	0	0	0	0
2	Oh, Pyong Kil	-	-	-	-	-	-	-	-	-	-	-	-	-	-	-	-	-	-	-	-	-	-	-	-	-	-	-	-	-	-	-
3	Sohn, Young Wan	-	-	-	-	-	-	-	-	-	-	-	-	-	-	-	-	-	-	-	-	-	-	-	-	-	-	-	-	-	-	-
4	Chung, Sun Hung	-	-	-	-	-	-	-	-	-	-	-	-	-	-	-	-	-	-	-	-	-	-	-	-	-	-	-	-	-	-	-
5	Park, Suh Kwang	0	0	0	1	1	1	1	0	0	0	1	2	0	1	2	5	0	0	0	0	0	0	0	0	0	0	0	0	0	0	0
6	Suh, Ban Suk	0	0	0	1	1	2	1	3	1	1	7	9	9	13	6	37	2	1	0	0	3	0	0	0	0	0	0	0	0	0	0
7	Lee, Kyu Soh	0	0	0	0	0	0	0	0	0	0	0	0	0	0	0	0	0	0	0	0	0	0	0	0	0	0	0	0	0	0	0
8	Kim, Young Joon	1	1	1	0	3	0	1	1	1	1	3	11	13	8	6	38	1	2	2	0	5	1	0	2	0	3	0	0	0	0	3
9	Kim, Sung Kil	1	0	0	-	1	0	0	0	0	-	0	7	4	4	-	15	1	2	1	-	4	0	0	0	-	0	0	0	0	-	0
10	Kim, Kwang Soo	4	0	1	1	6	0	3	0	1	1	4	5	5	0	0	10	0	2	0	0	2	0	0	0	0	0	0	0	0	0	0
11	Kim, Jin Hee	1	1	0	1	3	1	1	0	1	1	3	0	3	0	0	3	0	3	0	0	3	0	0	0	0	0	0	0	0	0	0
12	Lim, Tae Hoh	0	0	0	0	0	0	2	1	1	1	4	1	1	0	0	2	1	2	1	0	4	0	0	0	0	0	0	0	0	0	0
	Total	7	2	2	4	15	4	8	7	5	5	24	35	35	26	14	110	5	12	4	0	21	1	0	2	0	3	0	0	0	0	3

Match No. 28 Time 19.15~21.02 **Japan** 3 (14—16) **1** **U.S.S.R.**
 Referee Fish, Alton (U.S.A.) (15—5) (15—8) Umpire Krasev, Georgi (BULGARIA) (15—10)

No.	Name	Points					Missed Points					Side out Successes					Side out Misses					Service Points										
		1	2	3	4	5	Tot	1	2	3	4	5	Tot	1	2	3	4	5	Tot	1	2	3	4	5	Tot	1	2	3	4	5	Tot	
	Japan	Technical Fouls					0	0	0	0	0																					
1	Demachi, Yutaka	1	0	0	0	1	2	0	0	1	1	3	0	0	0	0	0	1	0	1	0	2	0	1	0	1	2	0	1	0	1	2
2	Koyama Tsutomu	0	0	4	3	7	0	0	0	0	0	0	0	3	0	2	5	0	0	0	0	0	0	0	0	0	0	0	0	0	0	0
3	Sugahara, Sadatoshi	0	0	0	0	0	0	0	0	0	0	0	0	0	0	0	0	0	1	0	0	1	0	0	0	0	0	0	0	0	0	0
4	Ikeda, Naohiro	0	-	-	-	0	0	-	-	-	-	0	1	-	-	-	1	0	-	-	-	0	0	-	-	-	0	0	-	-	-	0
5	Sato, Yasutaka	4	0	3	0	7	0	0	1	0	0	1	2	3	7	2	14	1	0	0	1	2	0	2	0	0	2	0	2	0	0	2
6	Kosedo, Toshiaki	-	-	-	-	-	-	-	-	-	-	-	-	-	-	-	-	-	-	-	-	-	-	-	-	-	-	-	-	-	-	-
7	Higuchi, Tokihiko	-	-	-	-	-	-	-	-	-	-	-	-	-	-	-	-	-	-	-	-	-	-	-	-	-	-	-	-	-	-	-
8	Minami, MasaYuki	3	3	0	3	9	1	0	0	1	1	2	5	6	7	6	24	0	0	0	2	2	0	0	1	0	1	0	0	1	0	1
9	Tokutomi, Takeshi	-	-	-	-	-	-	-	-	-	-	-	-	-	-	-	-	-	-	-	-	-	-	-	-	-	-	-	-	-	-	-
10	Moriyama, Teruhisa	2	2	3	1	8	2	1	0	2	2	5	3	6	4	5	18	0	1	0	1	2	0	0	0	0	0	0	0	0	0	0
11	Nakamura, Yuzo	-	-	-	-	-	-	-	-	-	-	-	-	-	-	-	-	-	-	-	-	-	-	-	-	-	-	-	-	-	-	-
12	Nekota, Katsutoshi	0	0	1	1	2	1	0	1	0	0	2	1	1	2	0	4	0	1	1	0	2	1	0	0	1	2	1	0	0	1	2
	Total	10	5	11	8	34	6	1	2	4	4	13	12	19	20	15	66	2	3	2	4	11	1	3	1	2	7	0	3	1	2	7

No.	Name	Points					Missed Points					Side out Successes					Side out Misses					Service Points										
		1	2	3	4	5	Tot	1	2	3	4	5	Tot	1	2	3	4	5	Tot	1	2	3	4	5	Tot	1	2	3	4	5	Tot	
	U.S.S.R.	Technical Fouls					0	0	0	0	0																					
1	Chesnokov, Yury	2	1	1	1	5	1	0	0	3	3	4	3	4	5	6	18	0	0	1	1	2	0	0	0	0	0	0	0	0	0	0
2	Vengerovsky, Yury	-	0	0	0	0	-	0	0	0	0	0	-	0	0	0	0	-	0	0	0	0	-	0	0	0	0	-	0	0	0	0
3	Sibiriakov, Eduard	-	-	-	-	-	-	-	-	-	-	-	-	-	-	-	-	-	-	-	-	-	-	-	-	-	-	-	-	-	-	-
4	Voskoboinikov, Dmitry	1	1	0	1	3	0	1	0	0	0	1	4	4	6	3	17	0	0	0	0	0	2	1	0	0	3	0	0	0	0	3
5	Kacharava, Vazha	-	-	-	1	1	-	-	-	1	1	1	-	-	-	0	0	-	-	-	2	2	-	-	-	0	0	-	-	-	0	0
6	Ljugailo, Stanislav	-	-	-	-	-	-	-	-	-	-	-	-	-	-	-	-	-	-	-	-	-	-	-	-	-	-	-	-	-	-	-
7	Kovalenko, Vitaly	-	0	1	0	1	-	0	0	0	0	0	-	1	4	2	7	-	0	0	1	1	-	0	0	0	0	-	0	0	0	0
8	Poyarkov, Yury	2	1	0	0	3	0	0	1	0	0	1	0	1	0	0	1	1	0	1	0	2	0	0	0	3	3	0	0	0	3	3
9	Bugankov, Ivan	2	0	4	0	6	2	4	0	0	0	6	4	5	6	3	18	2	0	1	0	3	0	0	0	0	0	0	0	0	0	0
10	Burobin, Nikolay	0	0	0	0	0	0	2	1	1	1	4	5	0	0	0	5	1	0	0	0	1	0	0	0	0	0	0	0	0	0	0
11	Kalachikhin, Valery	0	0	0	-	0	0	0	1	-	-	1	0	0	0	-	0	0	0	0	-	0	0	0	0	-	0	0	0	0	-	0
12	Mondzolevsky, Georgy	0	0	0	0	0	0	0	0	0	0	0	0	0	0	0	0	1	0	0	0	1	1	0	0	0	1	1	0	0	0	1
	Total	7	3	6	3	19	3	7	3	5	5	18	16	15	21	14	66	5	0	3	4	12	3	1	0	3	7	0	3	1	3	7

No.	Name	Points					Missed Points					Side out					Successes					Side out Misses					Service Points										
		1	2	3	4	5	Tot	1	2	3	4	5	Tot	1	2	3	4	5	Tot	1	2	3	4	5	Tot	1	2	3	4	5	Tot	1	2	3	4	5	
	Netherlands	Technical Fouls					0	0	0	0	0	0																									
1	Korsloot, Jacob	-	-	-	-	-	-	-	-	-	-	-	-	-	-	-	-	-	-	-	-	-	-	-	-	-	-	-	-	-	-	-	-	-			
2	Koolen, Jurjaan C.	0	-	0	-	-	0	0	-	0	-	0	0	-	0	-	0	0	-	0	-	0	0	-	0	-	0	0	-	0	-	0	0	-	0	-	
3	Tinkhof, Johannes G. G.	-	1	0	0	-	1	-	3	0	0	3	-	1	1	0	2	-	0	1	0	1	-	0	0	0	1	-	0	0	0	0	0	-	0	0	
4	Oosterbaan, Jan Martinus	1	1	3	2	-	7	1	1	1	1	4	1	5	5	0	11	0	0	1	0	1	0	0	1	0	1	0	0	1	0	1	0	0	1	0	
5	Groenhuijzen, Robert G.	1	1	0	2	-	4	2	0	3	0	5	9	4	7	9	29	0	1	1	2	4	0	0	0	0	4	0	0	0	0	0	0	-	0	0	
6	Swieter, Pieter	2	0	-	0	-	2	1	0	-	2	3	10	8	-	2	20	0	0	-	1	1	0	0	-	0	1	0	0	-	0	0	0	-	0	0	
7	Van Wijnen, Johan Wilhelm	-	0	-	-	-	0	-	0	-	-	0	-	0	-	-	0	-	0	-	-	0	-	0	-	-	0	-	0	-	-	0	-	0	-	-	
8	De Vink, Jacques	1	0	0	5	-	6	2	1	0	0	3	10	4	4	3	21	3	0	0	0	3	2	1	0	1	3	2	1	0	1	4	3	2	1	0	1
9	Van Der Stoep, Dingeman	1	0	1	0	-	2	0	0	0	1	1	3	1	0	3	7	2	0	0	0	2	0	0	1	0	2	0	0	1	0	1	0	0	1	0	
10	Ewalds, Jacques	-	0	1	-	-	1	-	0	1	-	1	-	1	0	-	1	-	1	0	-	1	-	0	0	-	1	-	0	0	-	0	0	-	0	-	
11	Van Der Hoek, Johannes	1	3	0	0	-	4	0	0	2	0	2	2	2	1	1	6	1	0	0	0	1	0	0	1	0	1	0	0	1	0	1	0	0	1	0	
12	Constandse, Franklin L.	0	-	1	-	-	1	1	-	3	-	4	0	-	10	-	10	0	-	3	-	3	0	-	0	-	3	0	-	0	-	0	0	-	0	-	
	Total	7	6	6	9	-	28	7	5	10	4	26	35	26	28	18	107	6	2	6	3	17	2	1	3	1	17	2	1	3	1	7	7	6	9	-	



An action shot taken during the Japan v. U.S.S.R. match
 Une action pendant le match le Japon contre l'U.R.S.S.

Match No. 29 Time 17.14~18.19 **Czechoslovakia** 3 (15—5) 0 **Brazil**
 Referee Okura, Toshihiko (JAPAN) (15—6) Umpire Ormai, Laszlo (HUNGARY)
 (15—10)

No.	Name	Points					Missed Points					Side out Successes					Side out Misses					Service Points										
		1	2	3	4	5	Tot	1	2	3	4	5	Tot	1	2	3	4	5	Tot	1	2	3	4	5	Tot	1	2	3	4	5	Tot	
	Czechoslovakia	Technical Fouls					0	0	0				0																			
1	Smidl, Vaclav	-	-	-			-	-	-			-	-	-			-	-	-			-	-	-			-	-	-			-
2	Sorm, Josef	3	0	1			4	1	0	0		1	3	3	2		8	0	2	1		3	0	0	1		1					1
3	Humhal, Zdenek	1	5	3			9	0	1	0		1	3	1	1		5	0	1	0		1	0	1	0		1					1
4	Labuda, Josef	-	-	-			-	-	-			-	-	-			-	-	-			-	-	-			-	-	-			-
5	Musil, Josef	1	0	0			1	0	0	1		1	2	0	3		5	0	1	0		1	0	0	0		0					0
6	Kop, Petr	-	-	-			-	-	-			-	-	-			-	-	-			-	-	-			-	-	-			-
7	Cuda, Milan	2	0	0			2	0	0	4		4	3	3	3		9	1	0	1		2	1	0	1		2					2
8	Paulus, Karel	0	0	1			1	0	0	0		0	2	1	1		4	0	0	1		1	0	0	0		0					0
9	Golian, Bohumil	-	-	-			-	-	-			-	-	-			-	-	-			-	-	-			-	-	-			-
10	Perusic, Boris	-	-	0			0	-	-	0		0	-	-	0		0	-	-	0		0	-	-	0		0					0
11	Schenk, Pavel	2	0	0			2	1	1	0		2	0	6	3		9	1	1	0		2	0	0	0		0					0
12	Toman, Ladislav	-	-	-			-	-	-			-	-	-			-	-	-			-	-	-			-	-	-			-
	Total	9	5	5			19	2	2	5		9	13	14	13		40	2	5	3		10	1	1	2		4					4

Match No. 30 Time 19.15~20.56 **Hungary** 1 (6—15) 3 **Rumania**
 Referee Tchnilin (U.S.S.R.) (15—12) Umpire Ku, Yong Mook (KOREA)
 (10—15) (14—16)

No.	Name	Points					Missed Points					Side out Successes					Side out Misses					Service Points										
		1	2	3	4	5	Tot	1	2	3	4	5	Tot	1	2	3	4	5	Tot	1	2	3	4	5	Tot	1	2	3	4	5	Tot	
	Hungary	Technical Fouls					0	0	0	0		0					0					0					0					0
1	Czafik, Bela	0	0	-	0		0	0	0	-	0	0	0	0	-	0	0	0	0	-	1	1	0	0	-	0	0					0
2	Ivancso, Vilmos	-	-	-	-		-	-	-	-		-	-	-	-		-	-	-	-		-	-	-	-		-	-	-	-		-
3	Lantos, Csaba	0	0	-	1		1	0	0	-	0	0	1	0	-	0	1	1	0	-	0	1	2	1	-	0	3					3
4	Bodo, Gabor	0	0	0	0		0	0	0	1	1	2	0	2	0	2	4	0	0	0	1	1	1	0	0	0	1					1
5	Molnar, Istvan	0	1	0	0		1	2	2	1	2	7	4	6	3	2	15	0	0	1	0	1	0	0	1	0	1					1
6	Prouza, Otto	-	0	0	0		0	-	0	0	0	0	-	0	0	0	0	-	0	0	0	0	-	0	0	0	0					0
7	Tuske, Ferenc	0	0	1	0		1	1	0	0	0	1	1	0	0	0	1	0	0	0	0	0	0	0	0	0	0					0
8	Florian, Tibor	-	-	-	-		-	-	-	-		-	-	-	-		-	-	-	-		-	-	-	-		-	-	-	-		-
9	Galos, Laszlo	1	1	0	0		2	0	1	0	0	1	1	1	2	1	5	1	0	3	1	5	0	0	1	1	1					1
10	Kangyerka, Antal	-	-	-	-		-	-	-	-		-	-	-	-		-	-	-	-		-	-	-	-		-	-	-	-		-
11	Tatar, Mihaly	0	4	1	0		5	2	1	1	2	6	3	7	5	4	19	3	0	1	2	6	0	0	0	0	0					0
12	Janosi, Ferenc	0	2	1	2		5	2	1	0	1	4	2	2	3	4	11	0	3	1	1	5	0	1	1	1	3					3
	Total	1	8	3	3		15	7	5	3	6	21	12	18	13	13	56	5	3	6	6	20	3	2	2	2	9					9

Match No. 31 Time 13.15~15.36 **Japan** 3 (15—12) 2 **Brazil**
 Referee Davies, Glen (U.S.A.) (15—9) Umpire Lee, Tak Keun (KOREA)
 (12—15) (7—15) (15—11)

No.	Name	Points					Missed Points					Side out Successes					Side out Misses					Service Points										
		1	2	3	4	5	Tot	1	2	3	4	5	Tot	1	2	3	4	5	Tot	1	2	3	4	5	Tot	1	2	3	4	5	Tot	
	Japan	Technical Fouls					0	0	0	0		0					0					0					0					0
1	Demachi, Yutaka	1	2	2	0		5	1	1	0	0	2	3	0	0	1	0	4	1	0	0	1	1	3	1	0	0	1	0	2	2	
2	Koyama, Tsutomu	1	1	0	3		1	6	0	0	0	1	1	2	1	1	0	6	0	0	1	0	1	2	0	1	1	0	0	2	2	
3	Sugahara, Sadatoshi	0	0	0	0		0	0	0	0	0	1	0	1	0	0	2	0	3	0	0	2	0	0	0	0	0	0	0	0	0	
4	Ikeda, Naohiro	1	-	-	0		1	2	-	-	0	0	2	3	-	-	0	3	6	1	-	-	1	0	2	0	-	-	0	1	1	
5	Sato, Yasutaka	3	1	0	0		1	5	1	3	1	2	2	9	6	0	3	0	7	16	1	1	2	0	0	4	0	2	0	2	2	
6	Kosedo, Toshiaki	-	1	0	0		-	0	0	0	-	-	2	0	0	-	2	-	1	0	0	-	1	-	0	0	-	0	0	-	0	
7	Higuchi, Tokihiko	-	-	-	-		-	-	-	-		-	-	-	-		-	-	-	-		-	-	-	-		-	-	-	-		-
8	Minami, Masayuki	0	3	2	1		3	9	1	0	0	1	0	2	3	4	11	4	6	28	0	1	1	1	1	4	0	1	0	0	1	
9	Tokutomi, Takeshi	-	-	-	-		-	-	-	-		-	-	-	-		-	-	-	-		-	-	-	-		-	-	-	-		-
10	Moriyama, Teruhisa	1	2	1	0		1	5	0	1	2	0	1	4	6	4	9	2	4	25	1	1	1	0	0	3	2	1	0	0	1	
11	Nakamura, Yuzo	-	-	-	-		-	-	-	-		-	-	-	-		-	-	-	-		-	-	-	-		-	-	-	-		-
12	Nekota, Katsutoshi	3	0	2	2		1	8	0	1	0	0	1	1	1	0	1	0	3	0	0	0	0	0	0	2	2	0	0	0	1	
	Total	10	10	7	6		7	40	5	6	3	4	4	22	25	13	24	11	20	93	4	4	5	5	5	23	3	3	3	1	3	

No.	Name	Points					Missed Points					Side out Successes					Side out Misses					Service Points									
		1	2	3	4	5	Tot	1	2	3	4	5	Tot	1	2	3	4	5	Tot	1	2	3	4	5	Tot	1	2	3	4	5	Tot
	Brazil	Technical Fouls					0	0	0				0																		
1	Franca, Joao Claudio	-	1	1			2	-	1	1			2	-	1	8		9	-	0	1			1	-	0	0				0
2	Schwartz Da Costa, Jose M.	0	1	1			2	1	1	0		2	1	3	2		6	0	1	0			1	0	0	0				0	
3	Leao De Oliveira, H.	-	0	1			1	-	1	2		3	-	1	0		1	-	0	0			0	-	0	0				0	
4	De Victor, Newddon Emanuel	-	0	-			0	-	1	-		1	-	0	-		0	-	0	-			0	-	0	-				0	
5	Albano Feitosa, Carlos E.	0	0	0			0	0	1	0		1	1	1	0		2	1	0	0			1	0	0	0				0	
6	Volpi, Marco Antonio	1	0	1			2	1	1	3		5	4	2	1		7	1	1	1			3	0	0	0				0	
7	Nuzman, Carlos Arthur	1	0	-			1	1	0	-		1	3	1	-		4	1	1	-			2	0	0	-				0	
8	De Oliveira Ramalho, J.	1	0	0			1	1	3	2		6	3	2	1		6	0	1	0			1	0	0	0				0	
9	Viotti De Azevedo, Decio	0	0	1			1	1	0	0		1	4	1	0		5	1	1	0			2	0	0	0				0	
10	Barcellos Borges, V.M.	0	2	0			2	0	0	0		0	0	1	0		1	1	0	0			1	0	0	0				0	
	Total	3	4	5			12	5	9	8		22	16	13	12		41	5	5	2			12	0	0	0				0	

No.	Name	Points					Missed Points					Side out Successes					Side out Misses					Service Points								
		1	2	3	4	5	Tot	1	2	3	4	5	Tot	1	2	3	4	5	Tot	1	2	3	4	5	Tot	1	2	3	4	5
	Rumania	Technical Fouls					0	0	0	0		0																		
1	Fieraru, Gheorghe	0	1	0	0		1	0	2	0	2	4	0	0	0	2	2	1	2	1	3	7	2	0	0	0			2	
2	Nicolau, Horatiu	3	0	1	1		5	0	0	2	1	3	4	6	6	6	22	1	2	1	2	6	0	0	3	0			3	
3	Dragan, Aurel	-	0	-	0		0	-	0	-	1	1	-	0	-	0	0	-	0	-	1	1	-	0	-	0			0	
4	Szocs, Iuliu	2	2	-	-		4	0	3	-	-	3	4	2	-	-	6	1	1	-	-	2	0	0	-	-			0	
5	Schreiber, William	-	-	-	-		-	-	-	-	-	-	-	-	-	-	-	-	-	-	-	-	-	-	-	-			-	
6	Grigorovici, Mihai	1	1	2	3		7	0	0	1	2	3	4	5	3	2	14	3	0	2	0	5	0	1	1	0			2	
7	Plocon, Davila	0	-	-	-		0	2	-	-	-	2	3	-	-	-	3	1	-	-	-	1	0	-	-	-			0	
8	Barbuta, Nicolae	-	-	1	0		1	-	-	0	2	2	-	-	2	3	5	-	-	0	2	2	-	-	1	1			2	
9	Derzsi, Eduard	-	0	-	-		0	-	0	-	-	0	-	1	-	-	1	-	0	-	-	0	-	0	-	-			0	
10	Chezan, Mihai	-	-	-	1		1	-	-	-	0	0	-	-	-	0	0	-	-	-	0	0	-	-	-	0			0	
11	Ganciu, Constantin	0	0	1	2		3	0	0	1	0	1	1	2	1	0	4	2	0	1	1	4	0	1	1	0			2	
12	Coste, Mihai	0	1	0	2		3	0	0	1	1	2	0	5	1	6	12	0	1	1	2	4	0	0	1	0			1	
	Total	6	5	5	9		25	2	5	5	9	21	16	21	13	19	69	9	6	6	11	32	2	2	7	1			12	

No.	Name	Points					Missed Points					Side out Successes					Side out Misses					Service Points								
		1	2	3	4	5	Tot	1	2	3	4	5	Tot	1	2	3	4	5	Tot	1	2	3	4	5	Tot	1	2	3	4	5
	Brazil	Technical Fouls					0	0	0	0	0	0																		
1	Franca, Joao Claudio	0	-	-	-		0	0	-	-	-	0	0	-	-	-	0	0	-	-	-	0	0	-	-	-			0	
2	Schwartz Da Costa, Jose M.	-	0	-	-		0	0	-	-	0	0	-	1	-	-	0	1	-	-	-	0	0	-	-	-			0	
3	Leao De Oliveira, H.	0	-	-	0		0	0	0	0	0	0	-	0	0	0	0	-	0	0	0	0	-	0	0	0			0	
4	De Victor, Newdon Emanuel	-	-	-	-		-	-	-	-	-	-	-	-	-	-	-	-	-	-	-	-	-	-	-	-			-	
5	Albano Feitosa, Carlos E.	0	0	3	2		1	6	0	0	0	1	1	5	1	4	1	5	16	0	1	0	1	2	0	0			0	
6	Volpi, Marco Antonio	2	2	0	1		1	6	0	0	0	1	1	7	3	4	1	6	21	1	1	2	1	0	5	0			1	
7	Nuzman, Carlos Arthur	3	1	2	2		1	9	1	1	0	2	5	5	3	6	4	5	23	0	0	0	0	1	1	0			0	
8	De Oliveira Ramalho, J.	0	0	0	2		0	2	1	0	0	0	1	2	2	8	2	2	16	1	0	2	0	1	4	0			1	
9	Viotti De Azevedo, Decio	2	0	2	0		2	6	0	1	0	0	1	4	0	3	1	0	8	1	1	1	1	0	4	0			1	
10	Barcellos Borges, V.M.	0	0	3	4		0	7	0	0	1	0	1	2	1	0	1	3	0	0	0	1	1	2	0	0			1	
	Total	7	3	10	11		5	36	2	2	2	0	5	11	24	10	26	9	19	88	3	2	6	3	4	18			4	

Match No. 32 Time 17.15~18.52 **Bulgaria 3** (15—4) **1** **Korea**
 Referee Kettner (CZECHSLV) (12—15) (15—11) Umpire Leibnitz, Newton (BRAZIL)
 (15—9)

No.	Name	Points					Missed Points					Side out Successes					Side out Misses					Service Points										
		1	2	3	4	5	Tot	1	2	3	4	5	Tot	1	2	3	4	5	Tot	1	2	3	4	5	Tot	1	2	3	4	5	Tot	
Bulgaria		Technical Fouls					0	0	0	0	0	0																				
1	Karov, Dimitre Lukov	0	0	1	0	1	0	0	0	0	1	1	0	1	0	0	1	3	0	2	0	5	0	1	0	1	2					
2	Kotchev, Ivan Petrov	-	0	0	-	0	-	0	1	-	-	1	-	1	2	-	3	-	0	1	-	1	-	0	0	-	0					
3	Konstantinov, Georgi A.	2	1	1	0	4	0	2	0	0	0	2	3	6	2	2	13	3	0	1	0	4	0	0	0	0	0					
4	Christov, Petko Pantelev	0	2	-	-	2	0	4	-	-	-	4	3	4	-	-	7	0	1	-	-	1	1	1	-	-	2					
5	Kratchmarov, Petar S.	-	0	1	0	1	-	0	1	0	0	1	-	0	0	2	2	-	0	4	1	5	-	0	1	0	1					
6	Srandev, Simeon M.	1	1	2	1	5	0	1	0	0	0	1	2	4	9	4	19	0	1	1	0	2	1	0	0	0	1					
7	Stoyanov, Klatchezar M.	1	0	-	-	1	0	1	-	-	-	1	2	1	-	-	3	0	0	-	-	0	0	0	-	-	0					
8	Giuderov, Boris Vassilev	-	-	-	-	-	-	-	-	-	-	-	-	-	-	-	-	-	-	-	-	-	-	-	-	-	-					
9	Ivanov, Kiril Metodiev	-	-	3	2	5	-	-	0	2	2	2	-	-	4	3	7	-	-	0	1	1	-	-	0	0	0					
10	Slavov, Slavtcho Stoyanov	-	-	1	0	1	-	-	0	2	2	2	-	-	3	4	7	-	-	0	0	0	-	-	0	0	0					
11	Boydjiev, Georgi Spassov	-	0	-	0	0	-	0	-	0	0	0	-	0	-	0	0	-	0	-	0	0	-	1	-	0	1					
12	Koritarov, Angel B.	0	0	-	-	0	0	0	0	-	-	0	0	0	-	-	0	0	0	-	-	0	1	0	-	-	1					
Total		4	4	9	3	20	0	8	2	5	15	10	17	20	15	62	6	2	9	2	19	3	3	1	1	1	8					

Match No 33 Time 19.15~21.29 **Czechoslovakia 3** (15—11) **1** **Rumania**
 Referee Moerman, P. Paulus (NETHLAND) (7—15) (15—12) Umpire Schuster, Karl-Heinz (GERMANY)
 (15—12)

No.	Name	Points					Missed Points					Side out Successes					Side out Misses					Service Points										
		1	2	3	4	5	Tot	1	2	3	4	5	Tot	1	2	3	4	5	Tot	1	2	3	4	5	Tot	1	2	3	4	5	Tot	
Czechoslovakia		Technical Fouls					0	0	0	0	0	0																				
1	Smidl, Vaclav	1	0	-	-	1	1	0	-	-	-	1	4	2	-	-	6	2	0	-	-	2	0	0	-	-	0					
2	Sorm, Josef	-	0	1	0	1	-	0	1	1	1	2	-	0	3	7	10	-	0	1	1	2	-	0	0	0	0					
3	Humhal, Zdenek	2	3	1	3	9	0	4	0	1	1	5	3	3	5	3	14	1	0	1	0	2	0	0	0	0	0					
4	Labuda, Josef	-	-	-	-	-	-	-	-	-	-	-	-	-	-	-	-	-	-	-	-	-	-	-	-	-	-					
5	Musl, Josef	0	0	0	0	0	0	2	1	0	0	3	1	1	2	0	4	2	1	0	2	5	0	0	0	0	0					
6	Kop, Petr	-	-	0	0	0	-	-	0	0	0	0	-	-	2	0	2	-	-	0	0	0	-	-	0	0	0					
7	Cuda, Milan	-	-	-	-	-	-	-	-	-	-	-	-	-	-	-	-	-	-	-	-	-	-	-	-	-	-					
8	Paulus, Karel	-	-	0	0	0	-	-	0	0	0	0	-	-	1	1	2	-	-	1	1	2	-	-	0	0	0					
9	Golian, Bohumil	1	1	0	0	2	0	0	0	0	0	0	2	1	0	0	3	2	0	0	0	2	0	0	0	0	0					
10	Perusic, Boris	0	0	0	0	0	0	0	0	0	0	0	0	0	0	0	0	0	0	0	0	0	0	0	0	0	0					
11	Schenk, Pavel	6	0	6	3	15	1	0	0	2	2	3	3	4	7	6	20	1	1	1	3	6	0	0	0	0	0					
12	Toman, Ladislav	1	0	0	1	2	1	2	0	1	1	4	5	3	3	1	12	1	1	0	1	3	0	0	0	0	0					
Total		11	4	8	7	30	3	8	2	5	18	18	14	23	18	73	9	3	4	8	24	0	0	0	0	0	0					

Match No. 34 Time 17.13~18.47 **Hungary 3** (15—4) **1** **Netherlands**
 Referee Florescu, Const (RUMANIA) (8—15) (15—11) Umpire Matsumoto, Miki (JAPAN)
 (15—12)

No.	Name	Points					Missed Points					Side out Successes					Side out Misses					Service Points										
		1	2	3	4	5	Tot	1	2	3	4	5	Tot	1	2	3	4	5	Tot	1	2	3	4	5	Tot	1	2	3	4	5	Tot	
Hungary		Technical Fouls					0	0	0	0	0	0																				
1	Czafik, Bela	1	0	0	0	1	0	0	1	0	0	1	1	0	1	0	2	0	1	0	0	1	0	0	1	0	1					
2	Ivancso, Vilmos	-	-	-	-	-	-	-	-	-	-	-	-	-	-	-	-	-	-	-	-	-	-	-	-	-	-					
3	Lantos, Csaba	-	0	-	-	0	-	0	-	-	-	0	-	1	-	-	1	-	0	-	-	0	-	0	-	-	0					
4	Bodo, Gabor	3	0	1	2	6	0	0	2	0	0	2	6	3	1	0	10	0	0	1	1	2	0	0	1	0	1					
5	Molnar, Istvan	2	2	1	2	7	0	4	1	0	0	5	5	4	6	5	20	2	2	2	0	6	2	0	0	0	2					
6	Prouza, Otto	-	0	0	0	0	-	0	0	0	0	0	-	0	0	0	0	-	0	0	0	0	-	0	0	0	0					
7	Tuske, Ferenc	-	-	1	2	3	-	-	0	2	2	2	-	-	1	2	3	-	-	0	0	0	-	-	0	0	0					
8	Florian, Tibor	-	-	-	-	-	-	-	-	-	-	-	-	-	-	-	-	-	-	-	-	-	-	-	-	-	-					
9	Galos, Laszlo	0	1	3	0	4	1	0	0	2	2	3	3	3	2	1	9	1	0	0	0	1	0	0	0	0	0					
10	Kangyerka, Antal	-	-	-	-	-	-	-	-	-	-	-	-	-	-	-	-	-	-	-	-	-	-	-	-	-	-					
11	Tatar, Mihaly	1	2	0	2	5	0	1	1	3	3	5	1	5	6	2	14	0	1	0	0	1	0	1	0	0	1					
12	Janosi, Ferenc	0	0	0	2	2	1	1	0	1	1	3	2	1	0	3	6	1	2	0	2	5	0	0	0	0	0					
Total		7	5	6	10	28	2	6	5	8	21	18	17	17	13	65	4	6	3	3	16	2	1	2	0	0	5					

No.	Name	Points					Missed Points					Side out Successes					Side out Misses					Service Points										
		1	2	3	4	5	Tot	1	2	3	4	5	Tot	1	2	3	4	5	Tot	1	2	3	4	5	Tot	1	2	3	4	5	Tot	
	Korea	Technical Fouls					0	0	0	0	0	0																				
1	Kim, In Soo	0	0	0	0	0	0	0	0	0	1	1	0	1	1	0	2	0	0	2	1	3	0	0	1	0	1					
2	Oh, Pyong Kil	-	-	-	-	-	-	-	-	-	-	-	-	-	-	-	-	-	-	-	-	-	-	-	-	-	-					
3	Sohn, Young Wan	-	-	-	-	-	-	-	-	-	-	-	-	-	-	-	-	-	-	-	-	-	-	-	-	-	-					
4	Chung, Sun Hung	-	-	0	0	0	0	-	-	0	0	0	-	-	0	0	0	-	-	0	1	1	-	-	0	0	0					
5	Park, Suh Kwang	-	2	1	1	1	4	-	1	0	2	3	-	4	2	7	13	-	0	0	0	0	-	1	3	0	4					
6	Suh, Ban Suk	1	0	2	1	1	4	1	0	1	3	5	5	5	5	4	19	2	0	0	1	3	1	0	0	0	1					
7	Lee, Kyu Soh	0	0	0	-	-	0	0	0	0	-	0	0	0	0	-	0	0	0	0	-	0	0	0	0	-	0					
8	Kim, Young Joon	0	0	1	0	0	1	3	1	2	0	6	1	3	2	1	7	1	1	1	1	4	0	1	0	0	1					
9	Kim, Sung Kil	0	0	-	0	0	0	3	3	-	1	7	2	0	-	4	6	0	0	-	0	0	0	1	-	0	1					
10	Kim, Kwang Soo	0	1	0	1	1	2	0	0	0	3	3	2	3	5	2	12	2	0	1	1	4	0	0	1	1	2					
11	Kim, Jin Hee	2	0	0	0	0	2	0	0	0	0	0	0	0	0	0	0	0	0	0	0	0	0	0	0	0	0					
12	Lim, Tae Hoh	0	1	0	0	0	1	1	0	2	1	4	0	0	1	1	2	1	0	1	2	4	0	0	0	0	0					
	Total	3	4	4	3	3	14	8	5	5	11	29	10	16	16	19	61	6	1	5	7	19	1	3	5	1	10					

No.	Name	Points					Missed Points					Side out Successes					Side out Misses					Service Points										
		1	2	3	4	5	Tot	1	2	3	4	5	Tot	1	2	3	4	5	Tot	1	2	3	4	5	Tot	1	2	3	4	5	Tot	
	Rumania	Technical Fouls					0	0	0	0	0	0																				
1	Fieraru, Gheorghe	0	-	0	-	-	0	1	-	0	-	1	1	-	0	-	1	1	-	0	-	1	0	-	0	-	0					
2	Nicolau, Horatiu	0	2	3	0	0	5	1	0	0	1	2	3	2	9	2	16	2	1	0	1	4	0	0	0	0	0					
3	Dragan, Aurel	2	0	0	0	0	2	1	0	0	1	2	0	0	0	3	3	3	0	1	1	5	0	0	0	0	0					
4	Szocs, Iuliu	2	0	3	1	1	6	1	1	3	0	5	6	3	7	2	18	1	0	2	2	5	0	0	1	0	1					
5	Schreiber, Wiliam	-	-	-	-	-	-	-	-	-	-	-	-	-	-	-	-	-	-	-	-	-	-	-	-	-	-					
6	Grigorovici, Mihai	1	-	-	0	0	1	0	-	-	0	0	2	-	-	0	2	0	-	-	1	1	1	-	-	0	1					
7	Plocon, Davila	-	-	-	0	0	0	-	-	-	3	3	-	-	-	6	6	-	-	-	2	2	-	-	-	0	0					
8	Barbuta, Nicolae	-	-	0	0	0	0	-	-	0	0	0	-	-	0	0	0	-	-	0	0	0	-	-	0	0	0					
9	Derzsi, Eduard	-	-	1	2	2	3	-	-	0	1	1	-	-	8	7	15	-	-	5	3	8	-	-	0	0	0					
10	Chezan, Mihai	1	3	0	0	0	4	0	0	3	0	3	0	4	5	2	11	0	0	1	2	3	0	1	2	0	3					
11	Ganciu, Constantin	0	0	0	4	4	4	0	1	1	2	4	2	2	1	1	6	0	0	3	2	5	0	0	0	0	0					
12	Coste, Mihai	1	1	0	-	-	2	0	1	0	-	1	3	1	1	-	5	1	0	0	-	1	0	0	0	-	0					
	Total	7	6	7	7	7	27	4	3	7	8	22	17	12	31	23	83	8	1	12	14	35	1	1	3	0	5					

No.	Name	Points					Missed Points					Side out Successes					Side out Misses					Service Points										
		1	2	3	4	5	Tot	1	2	3	4	5	Tot	1	2	3	4	5	Tot	1	2	3	4	5	Tot	1	2	3	4	5	Tot	
	Netherlands	Technical Fouls					0	0	0	0	0	0																				
1	Korsloot, Jacob	0	-	0	-	-	0	0	-	0	-	0	0	-	0	-	0	0	-	0	-	0	0	-	0	-	0					
2	Koolen, Jurjaan C.	0	-	-	-	-	0	0	-	-	-	0	0	-	-	-	0	0	-	-	-	0	0	-	-	-	0					
3	Tinkhof, Johannes G.G	-	-	0	-	-	0	-	-	0	-	0	-	-	1	-	1	-	-	1	-	1	-	-	0	-	0					
4	Oosterbaan, Jan Martinus	1	1	2	0	0	4	1	1	0	0	2	4	1	1	0	6	2	0	0	0	2	0	0	0	0	0					
5	Groenhuijzen, Robert G.	0	1	0	0	0	1	1	1	2	1	5	4	6	6	4	20	1	0	5	0	6	0	0	1	0	1					
6	Swieter, Pieter	0	0	1	1	1	2	2	0	1	1	4	3	3	6	5	17	1	0	0	0	1	0	0	0	0	0					
7	VanWijnen,JohanWilhelm	-	-	0	-	-	0	-	-	1	-	1	-	-	0	-	0	-	-	0	-	0	-	-	0	-	0					
8	De Vink, Jacques	1	1	1	3	3	6	1	0	1	0	2	2	5	4	4	15	2	1	1	4	8	0	2	1	0	3					
9	Van Der Stoep, Dingeman	0	2	0	0	0	2	1	0	0	1	2	5	0	1	0	6	0	1	0	0	1	0	1	0	0	1					
10	Ewalds, Jacques	-	1	0	-	-	1	-	0	2	-	2	-	0	1	-	1	-	0	0	-	0	-	0	0	-	0					
11	Van Der Hoek, Johannes	0	0	-	0	0	0	0	0	-	0	0	1	0	-	1	2	0	1	-	2	3	0	0	-	0	0					
12	Constandse, Franklin L.	-	-	-	0	0	0	-	-	-	2	2	-	-	-	2	2	-	-	-	-	0	-	-	-	0	0					
	Total	2	6	4	4	4	16	6	2	7	5	20	19	15	20	16	70	6	3	7	6	22	0	3	2	0	5					

Match No. 35 Time 19.13~20.00 **U.S.S.R. 3** (15—6) **0** **U.S.A.**
 Referee Ormai, Laszlo (HUNGARY) (15—5) (15—4) Umpire Narukawa, Mutsuji (JAPAN)

No.	Name	Points					Missed Points					Side out Successes					Side out Misses					Service Points											
		I	2	3	4	5	Tot	I	2	3	4	5	Tot	I	2	3	4	5	Tot	I	2	3	4	5	Tot	I	2	3	4	5	Tot		
	U.S.S.R.	Technical Fouls					0	0	0	0	0	0																					
1	Chesnokov, Yury	0	2	0			2	0	0	0	0	0	2	2	3		7	1	3	0		4	1	1	0								2
2	Vengerovsky, Yury	-	0	-			0	-	0	-		0	-	0	-		0	-	0	-		0	-	0	-								0
3	Sibiriakov, Eduard	-	-	-			-	-	-	-		-	-	-	-		-	-	-	-		-	-	-	-								-
4	Voskoboinikov, Dmitry	1	1	1			3	1	0	1		2	1	1	3		5	0	0	1		1	0	0	1								1
5	Kacharava, Vazha	-	-	-			-	-	-	-		-	-	-	-		-	-	-	-		-	-	-	-								-
6	Ljugailo, Stanislav	-	-	-			-	-	-	-		-	-	-	-		-	-	-	-		-	-	-	-								-
7	Kovalenko, Vitaly	-	-	-			-	-	-	-		-	-	-	-		-	-	-	-		-	-	-	-								-
8	Poyarkov, Yury	0	0	1			1	0	0	0		0	0	1	0		1	1	1	1		3	1	0	0								1
9	Bugaenkov, Ivan	2	0	3			5	0	0	0		0	5	2	3		10	2	1	0		3	1	1	0								2
10	Burobin, Nikolay	0	3	0			3	0	1	0		1	1	4	1		6	0	1	1		2	0	0	0								0
11	Kalachikhin, Valery	-	0	0			0	-	0	0		0	-	0	0		0	-	1	0		1	-	1	0								1
12	Mondzolevsky, Georgy	0	0	0			0	0	0	0		0	0	0	0		0	0	0	0		0	1	0	0								1
	Total	3	6	5			14	1	1	1		3	9	10	10		29	4	7	3		14	4	3	1								8

Match No. 36 Time 11.15~13.28 **Hungary 3** (17—15) **2** **Korea**
 Referee Tchnilin, (U.S.S.R.) (6—15) (13—15) (15—8) (15—6) Umpire Florescu, Const (RUMANIA)

No.	Name	Points					Missed Points					Side out Successes					Side out Misses					Service Points											
		I	2	3	4	5	Tot	I	2	3	4	5	Tot	I	2	3	4	5	Tot	I	2	3	4	5	Tot	I	2	3	4	5	Tot		
	Hungary	Technical Fouls					0	0	0	0	0	0																					
1	Czafik, Bela	0	0	0	1	0	1	0	0	0	0	0	0	0	0	2	0	0	0	0	2	0	1	0	0	0	1	1	0	0	0	0	1
2	Ivancso, Vilmos	-	-	0	-	-	0	-	0	-	-	0	-	0	-	-	0	-	0	-	-	0	-	0	-	-	0	-	0	-	-	0	0
3	Lantos, Csaba	1	1	1	5	3	11	0	1	1	0	0	2	5	8	8	3	1	25	1	0	1	1	2	5	0	0	0	0	0	0	0	0
4	Bodo, Gabor	1	0	-	1	-	2	2	0	-	0	-	2	2	0	-	0	-	2	2	0	-	0	-	0	-	2	1	0	-	0	-	1
5	Molnar, Istvan	4	0	1	0	1	6	2	2	2	2	0	8	6	5	4	1	5	21	1	3	2	1	0	7	0	1	0	0	0	0	1	1
6	Prouza, Otto	0	0	0	-	0	0	0	0	0	0	-	0	0	0	0	0	-	0	0	0	0	-	0	0	0	0	-	0	0	0	0	0
7	Tuske, Ferenc	0	-	0	-	0	0	0	-	0	0	-	0	0	0	-	0	-	0	0	-	0	-	0	0	-	2	-	0	0	2	2	2
8	Florian, Tibor	-	-	-	-	-	-	-	-	-	-	-	-	-	-	-	-	-	-	-	-	-	-	-	-	-	-	-	-	-	-	-	-
9	Galos, Laszlo	1	0	0	0	-	1	0	1	0	0	-	1	1	4	2	1	-	8	0	1	0	1	0	1	-	2	0	0	0	0	-	0
10	Kangverka, Antal	-	-	-	-	-	-	-	-	-	-	-	-	-	-	-	-	-	-	-	-	-	-	-	-	-	-	-	-	-	-	-	-
11	Tatar, Mihaly	2	1	2	1	1	7	1	0	0	0	0	1	7	3	4	0	3	17	2	1	3	1	1	8	0	0	1	1	1	1	3	3
12	Janosi, Ferenc	0	0	2	0	1	3	1	1	1	0	3	6	2	4	7	4	2	19	0	1	0	1	0	1	0	2	0	0	1	2	0	3
	Total	9	2	6	8	6	31	6	5	4	2	3	20	23	26	25	9	11	94	6	7	6	5	3	27	2	1	4	3	1	11	11	11

Match No. 37 Time 13.45~15.13 **Czechoslovakia 3** (10—15) **1** **Netherlands**
 Referee Leibnitz, Newton (BRAZIL) (15—10) (15—9) (15—6) Umpire Yamagishi, Kazuo (JAPAN)

No.	Name	Points					Missed Points					Side out Successes					Side out Misses					Service Points											
		I	2	3	4	5	Tot	I	2	3	4	5	Tot	I	2	3	4	5	Tot	I	2	3	4	5	Tot	I	2	3	4	5	Tot		
	Czechoslovakia	Technical Fouls					0	0	0	0	0	0																					
1	Smidl, Vaclav	0	3	3	0		6	0	1	0	0	1	6	2	1	1	10	1	1	1	0	3	0	0	0	1							1
2	Sorm, Josef	3	-	-	-		3	2	-	-	-	2	3	-	-	-	3	1	-	-	-	1	0	-	-	-							0
3	Humhal, Zdenek	-	-	-	-		-	-	-	-	-	-	-	-	-	-	-	-	-	-	-	-	-	-	-	-							-
4	Labuda, Josef	-	-	-	-		-	-	-	-	-	-	-	-	-	-	-	-	-	-	-	-	-	-	-	-							-
5	Musil, Josef	0	0	1	0		1	0	1	1	0	2	1	1	1	2	5	0	0	0	0	0	0	1	0	0							1
6	Kop, Petr	0	1	2	1		4	1	1	0	1	3	2	3	0	2	7	1	1	1	1	4	0	0	0	1							1
7	Cuda, Milan	0	-	-	-		0	0	-	-	-	0	0	-	-	-	0	1	-	-	-	1	1	-	-	-							1
8	Paulus, Karel	0	0	0	1		1	0	0	0	0	0	1	1	1	0	3	1	0	0	0	1	0	0	0	0							0
9	Golian, Bohumil	-	-	-	-		-	-	-	-	-	-	-	-	-	-	-	-	-	-	-	-	-	-	-	-							-
10	Perusic, Boris	0	-	-	-		0	1	-	-	-	1	1	-	-	-	1	0	-	-	-	0	0	-	-	-							0
11	Schenk, Pavel	0	1	1	0		2	0	0	2	0	2	1	2	2	4	9	0	1	0	1	2	0	0	0	0							0
12	Toman, Ladislav	1	1	2	1		5	1	1	0	1	3	1	3	3	0	7	0	0	1	1	2	0	0	0	0							0
	Total	4	6	9	3		22	5	4	3	2	14	16	12	8	9	45	5	3	3	3	14	1	1	0	2							4

No.	Name	Points					Missed Points					Side out					Successes					Side out Misses					Service Points															
		I	2	3	4	5	Tot	I	2	3	4	5	Tot	I	2	3	4	5	Tot	I	2	3	4	5	Tot	I	2	3	4	5	Tot	I	2	3	4	5						
	U.S.A.	Technical Fouls					0	0	0	0	0	0																														
1	Velasco, Pedro	1	-	1			2	1	-	0		1	0	-	0		0	0	-	0		0	0	-	0		0	0	-	0		0	0	-	0		0					
4	Lang, Ronald Dwayne	0	0	1			1	0	0	0		0	1	1	0		2	0	1	0		1	0	0	0		1	0	0	0		0										
5	Highland, Jacob Alapaki	-	-	-			-	-	-	-		-	-	-	-		-	-	-	-		-	-	-	-		-	-	-	-		-										
6	O'Hara, Michael Futch	-	0	0			0	-	0	1		1	-	0	4		4	-	0	0		0	-	0	0		0	-	0	0		0										
7	Griebenow, William Earl	-	0	-			0	-	0	-		0	-	0	-		0	-	2	-		2	-	1	-		1	-	0	-		1										
8	Bright, David Michael	0	0	0			0	2	2	1		5	1	0	0		1	0	0	0		0	0	0	0		0	0	0	0		0										
9	Hammer, Richard Bernarr	0	1	1			2	0	0	2		2	0	3	1		4	0	0	0		0	0	0	0		0	0	0	0		0										
10	Nelson, Charles T.	-	-	-			-	-	-	-		-	-	-	-		-	-	-	-		-	-	-	-		-	-	-	-		-										
11	Taylor, John Franklin	-	-	-			-	-	-	-		-	-	-	-		-	-	-	-		-	-	-	-		-	-	-	-		-										
12	Brown, Barry R.	1	-	0			1	2	-	2		4	0	-	2		2	1	-	0		1	0	-	0		1	0	-	0		0										
13	Erickson, Keith R.	2	0	-			2	1	2	-		3	2	2	-		4	0	1	-		1	0	2	-		1	0	2	-		2										
14	Suwara, Ernest	1	0	0			1	2	2	3		7	3	2	0		5	1	2	0		3	0	0	0		3	0	0	0		0										
	Total	5	1	3			9	8	6	9		23	7	8	7		22	2	6	0		8	0	3	0		8	0	3	0		3										

No.	Name	Points					Missed Points					Side out					Successes					Side out Misses					Service Points											
		I	2	3	4	5	Tot	I	2	3	4	5	Tot	I	2	3	4	5	Tot	I	2	3	4	5	Tot	I	2	3	4	5	Tot	I	2	3	4	5		
	U.S.A.	Technical Fouls					0	0	0	0	0	0																										
1	Kim, In Soo	1	0	0	0	0	1	2	0	0	0	2	0	0	0	0	0	0	0	0	0	1	0	0	0	0	1	1	0	0	0	0	1					
2	Oh, Pyong Kil	-	-	-	-	-	-	-	-	-	-	-	-	-	-	-	-	-	-	-	-	-	-	-	-	-	-	-	-	-	-	-						
3	Sohn, Young Wan	-	-	-	-	-	-	-	-	-	-	-	-	-	-	-	-	-	-	-	-	-	-	-	-	-	-	-	-	-	-	-						
4	Chung, Sun Hung	0	0	0	0	-	0	0	0	0	0	-	0	0	0	0	-	0	0	0	0	-	0	0	0	0	-	0	0	0	0	-	0					
5	Park, Suh Kwang	0	1	1	0	1	3	0	3	0	0	3	2	3	1	0	6	0	0	1	0	0	1	0	0	0	1	0	0	1	0	0	1					
6	Suh, Ban Suk	-	-	-	-	0	0	-	-	-	0	0	-	-	-	3	3	-	-	-	0	0	-	-	-	0	0	-	-	-	0	0						
7	Lee, Kyu Soh	0	0	0	-	0	0	0	0	0	0	-	0	0	0	0	-	0	0	0	0	-	0	0	0	0	-	0	0	0	0	-	0					
8	Kim, YoungJoon	3	2	2	0	0	7	2	0	0	0	2	4	6	6	6	1	1	20	1	0	0	1	0	0	1	0	2	1	2	0	0	1	4				
9	Kim, Sung Kil	1	1	5	2	0	9	1	0	2	1	4	8	7	7	6	3	5	28	0	1	1	0	2	4	0	1	0	0	0	0	0	1					
10	Kim, Kwang Soo	1	1	0	2	1	5	1	0	0	2	1	4	5	3	8	2	1	19	1	0	0	0	0	0	0	1	0	0	0	0	0	0					
11	Kim, Jin Hee	0	0	2	0	0	2	0	0	0	0	0	0	0	0	0	0	0	0	0	0	0	0	0	0	0	0	0	0	0	0	0	1	0	2	0	3	
12	Lim, Tae Hoh	1	1	0	0	0	2	0	0	1	1	1	3	0	1	1	0	0	2	0	0	0	0	0	0	0	0	0	0	0	0	0	0					
	Total	7	6	10	4	2	29	6	3	3	4	8	24	20	20	22	6	10	78	3	1	2	1	2	1	2	9	2	4	1	2	1	10					

No.	Name	Points					Missed Points					Side out					Successes					Side out Misses					Service Points										
		I	2	3	4	5	Tot	I	2	3	4	5	Tot	I	2	3	4	5	Tot	I	2	3	4	5	Tot	I	2	3	4	5	Tot	I	2	3	4	5	
	Netherland	Technical Fouls					0	0	0	0	0	0																									
1	Korsloot, Jacob	-	0	-	0	0	-	0	-	1		1	-	0	-	0	0	-	0	-	0	0	-	0	-	0	0	-	0	-	0	0					
2	Koolen, Jurjaan C.	-	0	0	1		1	-	1	0	1	2	-	0	0	1	1	-	0	0	0	0	-	0	0	0	0	-	0	0	0	0					
3	Tinkhof, Johannes G.G.	-	-	0	-		0	-	-	0	-	0	-	-	0	-	0	-	-	0	-	0	-	-	0	-	0	-	-	0	-	0					
4	Oosterbaan, Jan Martinus	3	1	0	2		6	1	1	0	1	3	2	3	1	3	9	0	1	2	1	4	0	0	0	0	0	0	0	0	0	0					
5	Groenhuijzen, Robert G.	0	0	0	0		0	2	1	2	1	6	5	1	4	1	11	1	0	1	0	2	0	0	1	0	1	0	1	0		1					
6	Swieter, Pieter	3	3	1	0		7	0	1	3	1	5	4	3	2	1	10	1	0	0	0	1	1	1	0	0	2	1	1	0	0	2					
7	VanWijnen, JohanWilhelm	-	0	1	0		1	-	0	0	0	0	-	1	0	0	1	-	0	0	1	1	-	0	0	1	1	-	0	0	0	0					
8	De Vink, Jacques	1	0	3	1		5	1	1	1	2	5	5	1	2	4	12	2	0	1	1	4	0	0	0	0	0	0	0	0	0	0					
9	Van Der Stoep, Dingeman	2	0	0	0		2	1	1	0	1	3	2	1	2	0	5	2	1	1	0	4	0	0	0	0	0	0	0	0	0	0					
10	Ewalds, Jacques	-	-	-	-		-	-	-	-	-	-	-	-	-	-	-	-	-	-	-	-	-	-	-	-	-	-	-	-	-	-					
11	Van Der Hoek, Johannes	0	1	-	0		1	0	2	-	1	3	1	1	-	0	2	2	1	-	1	4	0	0	-	0	4	0	0	-	0	0					
12	Constandse, Franklin L.	-	0	-	0		0	-	0	-	1	1	-	3	-	0	3	-	2	-	0	2	-	0	-	0	2	-	0	-	0	0					
	Total	9	5	5	4		23	5	8	6	10	29	19	14	11	10	54	8	5	5	4	22	1	1	1	0	3										

Match No. 38 Time 17.15~19.22 **Brazil** 3 (5—15) 2 **U.S.A.**
 Referee Yoshihara, Kazuo (JAPAN) (11—15)
 (15—9) Umpire Ku, Yong Mook (KOREA)
 (15—6)
 (15—9)

No.	Name	Points					Missed Points					Side out					Successes					Side out					Misses					Service Points				
		1	2	3	4	5	Tot	1	2	3	4	5	Tot	1	2	3	4	5	Tot	1	2	3	4	5	Tot	1	2	3	4	5	Tot	1	2	3	4	5
Brazil		Technical Fouls																									0	0	0	0	0	0				
1	Franca, Joao Claudio	0	0	-	-	-	0	1	2	-	-	-	3	2	4	-	-	-	6	2	2	-	-	-	4	0	1	-	-	-	1					
2	Schwartz Da Costa, Jose M.	0	-	-	-	-	0	0	-	-	-	-	0	0	-	-	-	-	0	0	-	-	-	-	0	0	-	-	-	-	0					
3	Leao De Oliveira, H.	0	-	0	0	1	1	0	-	0	0	0	0	0	-	0	0	0	0	0	-	1	0	0	1	0	-	0	1	1	2					
4	De Victor, Newdon Emanuel	0	0	2	1	3	6	1	0	2	2	0	5	1	3	6	4	5	19	0	0	0	1	0	1	0	1	2	0	1	4					
5	Albano Feitosa, Carlos E.	0	0	1	0	3	4	1	1	1	2	0	5	2	0	2	2	2	8	0	0	0	0	1	1	1	0	0	3	0	4					
6	Volpi, Marco Antonio	0	1	2	0	1	4	1	2	0	0	2	5	2	2	6	3	3	16	2	0	3	0	1	6	0	0	0	0	0	0					
7	Nuzman, Carlos Arthur	1	1	-	-	0	2	0	0	-	-	0	0	1	0	-	-	0	1	0	0	-	-	0	0	0	0	-	-	0	0					
8	De Oliveira Ramalho, J.	0	0	-	-	0	0	1	1	-	-	0	2	3	3	-	-	0	6	0	0	-	-	0	0	0	0	-	-	0	0					
9	Viotti De Azevedo, Decio	0	-	0	0	0	0	-	1	0	0	1	0	-	2	0	1	3	0	-	1	0	1	2	0	-	0	1	0	1	1					
10	Barcellos Borges, V.M.	0	0	0	0	1	1	0	0	1	0	0	1	0	0	1	1	2	4	0	2	0	0	0	2	0	0	1	0	1	2					
Total		1	2	5	1	9	18	5	6	5	4	2	22	11	12	17	10	13	63	4	4	5	1	3	17	1	2	3	5	3	14					

Match No. 39 Time 19.39~21.01 **Japan** (15—6) 0 **Rumania**
 Referee Ormai, Laszlo (HUNGARY) (15—9)
 (15—8) Umpire Krastev, Georgi (BULGARIA)

No.	Name	Points					Missed Points					Side out					Successes					Side out					Misses					Service Points				
		1	2	3	4	5	Tot	1	2	3	4	5	Tot	1	2	3	4	5	Tot	1	2	3	4	5	Tot	1	2	3	4	5	Tot	1	2	3	4	5
Japan		Technical Fouls																									0	0	0	0	0					
1	Demachi, Yutaka	1	0	0			1	1	0	0			1	1	0	0			1	0	0	0			0	0	0	0	2			2				
2	Koyama, Tsutomu	0	0	0			0	0	0	0			0	0	0	0	2			2	0	0	0			0	0	0	0	0			0			
3	Sugahara, Sadatoshi	0	0	0			0	0	0	0			0	0	0	0	0			0	0	0	0			0	0	0	0	0			0			
4	Ikeda, Naohiro	2	2	1			5	0	0	1			1	4	4	3			11	1	1	0			2	0	0	0	0			0				
5	Sato, Yasutaka	2	2	2			6	0	2	0			2	4	3	0			7	0	2	0			2	0	0	0	0			0				
6	Kosedo, Toshiaki	-	-	-			-	-	-	-			-	-	-	-			-	-	-	-			-	-	-	-	-			-				
7	Higuchi, Tokihiko	-	-	-			-	-	-	-			-	-	-	-			-	-	-	-			-	-	-	-	-			-				
8	Minami, Masayuki	1	0	1			2	1	0	0			1	8	7	4			19	1	1	2			4	0	0	1			1					
9	Tokutomi, Takeshi	-	-	-			-	-	-	-			-	-	-	-			-	-	-	-			-	-	-	-	-			-				
10	Moriyama, Teruhisa	2	1	3			6	1	0	0			1	6	7	5			18	4	4	0			8	2	1	1			4					
11	Nakamura, Yuzo	-	-	-			-	-	-	-			-	-	-	-			-	-	-	-			-	-	-	-	-			-				
12	Nekota, Katsutoshi	1	0	0			1	0	0	0			0	0	1	0			1	1	0	0			1	0	0	0	0			0				
Total		9	5	7			21	3	2	1			6	23	22	14			59	7	8	2			17	2	1	4			7					


Match No. 40 Time 17.14~18.35 **Bulgaria** 0 (2—15) 3 **U.S.S.R.**
 Referee Schuster, Karl-Heinz (GERMANY) (14—16)
 (13—15) Umpire Armasescu, Const. (RUMANIA)

No.	Name	Points					Missed Points					Side out					Successes					Side out					Misses					Service Points				
		1	2	3	4	5	Tot	1	2	3	4	5	Tot	1	2	3	4	5	Tot	1	2	3	4	5	Tot	1	2	3	4	5	Tot	1	2	3	4	5
Bulgaria		Technical Fouls																									0	0	0	0	0					
1	Karov, Dimitre Lukov	-	-	0			0	-	-	0			0	-	-	0			0	-	-	0			0	-	-	0			0					
2	Kotchev, Ivan Petrov	-	-	-			-	-	-	-			-	-	-	-			-	-	-	-			-	-	-	-	-			-				
3	Konstantinov, Georgi A.	-	-	1			1	-	-	2			2	-	-	4			4	-	-	0			0	-	-	0			0					
4	Christov, Petko Pantelev	-	-	-			-	-	-	-			-	-	-	-			-	-	-	-			-	-	-	-	-			-				
5	Kratchmarov, Petar S.	1	-	0			1	0	-	0			0	1	-	0			1	2	-	3			5	0	-	0			0					
6	Srandev, Simeon M.	-	-	-			-	-	-	-			-	-	-	-			-	-	-	-			-	-	-	-	-			-				
7	Stoyanov, Klatchezar M.	1	1	1			3	2	1	1			4	5	7	1			13	1	0	0			1	0	0	0	0			0				
8	Giuderov, Boris Vassilev	0	0	1			1	3	1	1			5	3	6	4			13	0	1	1			2	0	0	0	0			0				
9	Ivanov, Kiril Metodiev	0	2	0			2	0	1	0			1	1	3	3			7	2	2	0			4	0	0	0	0			0				
10	Slavov, Slavtcho Stoyanov	0	1	2			3	3	0	1			4	4	5	5			14	1	0	0			1	0	0	1			1					
11	Boyadjiev, Georgi Spassov	0	0	0			0	0	1	0			1	0	0	0			0	1	0	0			1	0	0	0	0			0				
12	Koritarov, Angel B.	0	0	0			0	0	1	0			1	0	0	0			0	0	1	1			2	0	0	0	0			0				
Total		2	4	5			11	8	5	5			18	14	21	17			52	7	4	5			16	0	0	1			1					

Match No. 41		Time 11.16~12.31		Brazil 0		(7—15)		3		U.S.S.R.		Referee Krastev, Georgi (BULGARIA)		(6—15)		Umpire Suemasa, Keiichi (JAPAN)		(9—15)											
No.	Name	Points					Missed Points					Side out Successes					Side out Misses					Service Points							
		1	2	3	4	5	Tot	1	2	3	4	5	Tot	1	2	3	4	5	Tot	1	2	3	4	5	Tot	1	2	3	4
	Brazil	Technical Fouls					0	0	0						0														
1	Franca, Joao Claudio	1	0	0	1		0	2	0	2		3	4	7	14		1	0	0	1		0	0	2	2				
2	Schwartz Da Costa, Jose M.	0	1	—	1		0	0	—	0		0	3	—	3		0	0	—	0		0	0	—	0				
3	Leao De Oliveira, H.	0	0	0	0		0	0	1	1		0	0	0	0		0	3	0	3		0	0	1	1				
4	De Victor, Newdon Emanuel	1	0	—	1		1	0	—	1		0	1	—	1		1	0	—	1		0	0	—	0				
5	Albano Feitosa, Carlos E.	1	1	0	2		0	0	0	0		2	1	4	7		0	2	0	2		0	0	0	0				
6	Volpi, Marco Antonio	1	2	2	5		0	1	1	2		5	1	2	8		2	1	1	4		1	0	0	1				
7	Nuzman, Carlos Arthur	0	0	—	0		1	0	—	1		3	0	—	3		2	0	—	2		0	0	—	0				
8	De Oliveira Ramalho, J.	1	—	0	1		1	—	1	2		3	—	4	7		0	—	1	1		0	—	0	0				
9	Viotti De Azevedo, Decio	0	0	0	0		1	0	0	1		2	0	3	5		0	0	3	3		1	0	0	1				
10	Barcellos Borges, V.M.	0	0	0	0		0	0	0	0		1	0	0	1		0	0	0	0		0	0	0	0				
	Total	5	4	2	11		4	3	3	10		19	10	20	49		6	6	5	17		2	0	3	5				

No.	Name	Points					Missed Points					Side out Successes					Side out Misses					Service Points							
		1	2	3	4	5	Tot	1	2	3	4	5	Tot	1	2	3	4	5	Tot	1	2	3	4	5	Tot	1	2	3	4
	U.S.S.R.	Technical Fouls					0	0	0						0														
1	Chesnokov, Yury	—	—	—	—		—	—	—	—		—	—	—	—		—	—	—	—		—	—	—	—				
2	Vengerovsky, Yury	0	0	1	1		0	0	0	0		2	0	2	4		0	1	1	2		0	0	2	2				
3	Sibiriakov, Eduard	—	—	—	—		—	—	—	—		—	—	—	—		—	—	—	—		—	—	—	—				
4	Voskoboinikov, Dmitry	0	2	2	4		0	2	0	2		4	1	7	12		0	0	1	1		0	0	0	0				
5	Kacharava, Vazha	5	3	4	12		0	0	0	0		5	4	9	18		1	2	1	4		0	0	0	0				
6	Ljugailo, Stanislav	—	—	—	—		—	—	—	—		—	—	—	—		—	—	—	—		—	—	—	—				
7	Kovalenko, Vitaly	3	4	0	7		0	0	1	1		3	1	4	8		2	1	2	5		0	1	0	1				
8	Poyarkov, Yury	—	—	—	—		—	—	—	—		—	—	—	—		—	—	—	—		—	—	—	—				
9	Bugaenkov, Ivan	2	1	1	4		0	0	2	2		3	3	3	9		0	0	3	3		0	0	0	0				
10	Burobin, Nikolay	—	—	—	—		—	—	—	—		—	—	—	—		—	—	—	—		—	—	—	—				
11	Kalachikhin, Valery	—	—	0	0		—	—	0	0		—	—	0	0		—	—	0	0		—	—	0	0				
12	Mondzolevsky, Georgy	0	0	0	0		0	0	1	1		0	0	0	0		0	1	1	2		1	1	2	4				
	Total	10	10	8	28		0	2	4	6		17	9	25	51		3	5	9	17		1	2	4	7				

Match No. 42		Time 13.15~14.10		Czechoslovakia 3		(15— 1)		0		Korea		Referee Schuster, Karl-Heinz (GERMANY)		(15— 7)		Umpire Narukawa, Mutsuji (JAPAN)		(15— 9)											
No.	Name	Points					Missed Points					Side out Successes					Side out Misses					Service Points							
		1	2	3	4	5	Tot	1	2	3	4	5	Tot	1	2	3	4	5	Tot	1	2	3	4	5	Tot	1	2	3	4
	Czechoslovakia	Technical Fouls					0	0	0						0														
1	Smidl, Vaclav	—	—	—	—		—	—	—	—		—	—	—	—		—	—	—	—		—	—	—	—				
2	Sorm, Josef	2	1	1	4		0	1	1	2		1	3	2	6		0	1	1	2		0	1	2	3				
3	Humhal, Zdenek	1	0	1	2		0	1	0	1		0	1	0	1		0	1	1	2		0	1	0	1				
4	Labuda, Josef	—	—	—	—		—	—	—	—		—	—	—	—		—	—	—	—		—	—	—	—				
5	Musil, Josef	3	0	0	3		0	1	0	1		2	1	2	5		1	1	1	3		2	0	0	2				
6	Kop, Petr	0	2	4	6		0	0	2	2		0	4	2	6		0	1	2	3		2	0	0	2				
7	Cuda, Milan	—	—	—	—		—	—	—	—		—	—	—	—		—	—	—	—		—	—	—	—				
8	Paulus, Karel	1	1	0	2		0	0	0	0		0	1	1	2		0	0	0	0		0	0	0	0				
9	Golian, Bohumil	—	—	—	—		—	—	—	—		—	—	—	—		—	—	—	—		—	—	—	—				
10	Perusic, Boris	—	—	—	—		—	—	—	—		—	—	—	—		—	—	—	—		—	—	—	—				
11	Schenk, Pavel	1	3	3	7		0	0	0	0		2	6	4	12		0	0	0	0		0	0	0	0				
12	Toman, Ladislav	—	—	—	—		—	—	—	—		—	—	—	—		—	—	—	—		—	—	—	—				
	Total	8	7	9	24		0	3	3	6		5	16	11	32		1	4	5	10		4	2	2	8				



U.S.S.R. v. Brazil.
 Second set at Komazawa Gymnasium
 L'U.R.S.S. contre le Brésil Deuxième
 partie au Stade de Komazawa

No.	Name	Points					Missed Points					Side out Successes					Side out Misses					Service Points				
		1	2	3	4	5	Tot	1	2	3	4	5	Tot	1	2	3	4	5	Tot	1	2	3	4	5	Tot	
	Korea	Technical Fouls					0	0	0						0											
1	Kim, In Soo	0	-	0	0					0	0	-	0	0					0							
2	Oh, Pyong Kil	-	-	-	-					-	-	-	-	-					-							
3	Sohn, Young Wan	-	-	-	-					-	-	-	-	-					-							
4	Chung, Sun Hung	-	0	-	0					0	-	0	-	0					0							
5	Park, Suh Kwang	0	-	1	1					0	1	-	2	3					1							
6	Suh, Ban Suk	-	0	-	0					1	-	4	-	4					0							
7	Lee, Kyu Soh	0	0	0	0					0	0	0	0	0					0							
8	Kim, Young Joon	0	0	0	0					2	2	2	0	4					1							
9	Kim, Sung Kil	0	1	3	4					4	4	2	3	9					2							
10	Kim, Kwang Soo	0	1	1	2					5	3	1	4	8					0							
11	Kim, Jin Hee	0	1	0	1					0	0	2	0	2					1							
12	Lim, Tae Hoh	0	0	0	0					1	0	1	0	1					1							
	Total	0	3	5	8					13	10	12	9	31					6							

Match No. 43 Time 17.15~18.58 **Bulgaria 3** (15—9) **1 Hungary** (15—12)
 Referee Okura, Toshihiko (JAPAN) (12—15) Umpire Alvez, Walter (BRAZIL) (15—8)

No.	Name	Points					Missed Points					Side out Successes					Side out Misses					Service Points								
		1	2	3	4	5	Tot	1	2	3	4	5	Tot	1	2	3	4	5	Tot	1	2	3	4	5	Tot	1	2	3	4	5
Bulgaria		Technical Fouls					0	0	0	0	0	0																		
1	Karov, Dimitre Lukov	0	0	0	0	0	0	0	0	0	0	0	1	0	0	0	0	1	2	0	0	0	0	2	1	0	0	0	0	1
2	Kotchev, Ivan Petrov	1	1	0	1	3	0	0	0	0	0	0	4	4	5	2	15	2	0	1	0	0	3	0	1	0	0	0	1	
3	Konstantinov, Georgi A.	1	1	2	1	5	0	3	1	0	0	4	4	1	3	2	10	1	2	2	0	0	5	0	0	0	0	0	0	
4	Christov, Petko Pantelev	1	3	1	1	6	2	0	0	0	0	2	5	4	7	3	19	1	0	0	0	0	1	1	0	0	1	0	2	
5	Kratchmarov, Petar S.	-	0	0	-	0	-	0	0	-	-	0	-	0	0	-	0	-	0	0	-	-	0	-	0	0	-	-	0	
6	Srandev, Simeon M.	3	1	5	4	13	1	0	1	0	0	2	6	10	6	4	26	1	1	3	1	0	6	1	1	0	0	0	2	
7	Stoyanov, Klatchezar M.	-	-	-	-	-	-	-	-	-	-	-	-	-	-	-	-	-	-	-	-	-	-	-	-	-	-	-	-	
8	Giudero, Boris Vassilev	-	-	-	-	-	-	-	-	-	-	-	-	-	-	-	-	-	-	-	-	-	-	-	-	-	-	-	-	
9	Ivanov, Kiril Metodiev	-	-	-	-	-	-	-	-	-	-	-	-	-	-	-	-	-	-	-	-	-	-	-	-	-	-	-	-	
10	Slavov, Slavtcho Stoyanov	-	-	0	0	0	-	-	0	0	0	0	-	-	0	0	0	-	-	0	0	0	0	-	-	0	0	0	0	
11	Boydjiev, Georgi Spassov	-	0	0	0	0	-	0	0	0	0	0	-	0	0	0	0	-	0	0	0	0	0	-	0	0	1	0	1	
12	Koritarov, Angel B.	0	0	0	0	0	1	0	0	0	0	1	0	0	0	0	0	0	0	0	0	0	0	0	0	0	0	0	0	
Total		6	6	8	7	27	4	3	2	0	0	9	20	19	21	11	71	7	3	6	1	0	17	3	2	0	2	0	7	


Match No. 44 Time 11.15~12.40 **Japan 3** (15—17) **1 Netherlands** (15—4)
 Referee Fish, Alton (U.S.A.) (15—8) Umpire Davies, Glen (U.S.A.) (15—5)

No.	Name	Points					Missed Points					Side out Successes					Side out Misses					Service Points							
		1	2	3	4	5	Tot	1	2	3	4	5	Tot	1	2	3	4	5	Tot	1	2	3	4	5	Tot	1	2	3	4
Japan		Technical Fouls					0	0	0	0	0	0																	
1	Demachi, Yutaka	0	0	0	1	1	0	1	0	0	0	1	0	1	0	1	2	0	1	0	0	0	1	0	1	1	0	0	2
2	Koyama, Tsutomu	1	-	-	-	1	0	-	-	-	-	0	0	-	-	0	0	1	-	-	-	-	1	0	-	-	-	-	0
3	Sugahara, Sadatoshi	0	-	-	0	0	0	-	-	0	0	0	0	-	-	0	0	0	-	-	1	0	1	1	-	-	0	0	1
4	Ikeda, Naohiro	0	1	2	1	4	0	0	1	1	1	2	1	3	3	2	9	0	1	0	0	0	1	0	2	1	0	0	3
5	Sato, Yasutaka	1	4	0	1	6	1	0	1	0	0	2	4	4	1	2	11	0	0	1	0	0	1	1	0	0	3	0	4
6	Kosedo, Toshiaki	-	-	-	-	-	-	-	-	-	-	-	-	-	-	-	-	-	-	-	-	-	-	-	-	-	-	-	-
7	Higuchi, Tokihiko	-	-	-	-	-	-	-	-	-	-	-	-	-	-	-	-	-	-	-	-	-	-	-	-	-	-	-	-
8	Minami, Masayuki	1	1	1	3	6	1	0	0	0	0	1	4	3	4	3	14	0	0	0	0	0	0	0	0	2	0	0	2
9	Tokutomi, Takeshi	-	-	-	-	-	-	-	-	-	-	-	-	-	-	-	-	-	-	-	-	-	-	-	-	-	-	-	-
10	Moriyama, Teruhisa	3	2	3	1	9	1	1	0	0	0	2	5	1	2	4	12	1	2	1	2	0	6	2	0	0	0	0	2
11	Nakamura, Yuzo	-	-	-	-	-	-	-	-	-	-	-	-	-	-	-	-	-	-	-	-	-	-	-	-	-	-	-	-
12	Nekota, Katsutoshi	0	0	1	0	1	0	0	0	0	0	0	1	1	1	2	5	0	1	0	0	0	1	0	1	0	0	0	1
Total		6	8	7	7	28	3	2	2	1	0	8	15	13	11	14	53	2	5	2	3	0	12	4	4	4	3	0	15

No.	Name	Points					Missed Points					Side out Successes					Side out Misses					Service Points							
		1	2	3	4	5	Tot	1	2	3	4	5	Tot	1	2	3	4	5	Tot	1	2	3	4	5	Tot	1	2	3	4
Netherland		Technical Fouls					0	0	0	0	0	0																	
1	Korsloot, Jacob	0	-	0	0	0	0	0	-	0	0	0	0	-	0	0	0	0	-	0	0	0	0	0	-	0	0	0	0
2	Koolen, Jurjaan C.	1	0	0	-	1	0	0	0	0	-	0	0	1	2	-	3	0	0	1	-	0	1	0	1	0	-	0	1
3	Tinkhof, Johannes G. G.	1	0	0	0	1	1	0	0	0	0	1	5	4	2	1	12	1	2	1	0	0	4	0	0	0	0	0	0
4	Oosterbaan, Jan Martinus	-	-	1	1	2	-	-	0	0	0	0	-	-	3	5	8	-	-	1	1	0	2	-	-	0	0	0	0
5	Groenhuijzen, Robert G.	1	0	0	2	3	2	1	0	2	0	5	2	0	1	0	3	3	0	0	0	0	3	1	0	0	0	0	1
6	Swieter, Pieter	3	0	1	0	4	1	1	0	0	0	2	5	5	2	2	14	0	0	1	0	0	1	0	0	0	0	0	0
7	Van Wijnen, Johan Wilhelm	0	0	0	0	0	0	0	0	0	0	0	0	0	1	0	1	0	0	1	0	0	1	0	0	1	0	0	1
8	De Vink, Jacques	2	1	2	0	5	0	0	2	2	0	4	8	1	5	3	17	1	1	2	0	0	4	3	0	0	0	0	3
9	Van Der Stoep, Dingeman	1	0	0	0	1	0	1	1	1	1	3	1	0	0	0	1	1	1	1	1	0	4	0	0	0	0	0	0
10	Ewalds, Jacques	-	-	-	-	-	-	-	-	-	-	-	-	-	-	-	-	-	-	-	-	-	-	-	-	-	-	-	-
11	Van Der Hoek, Johannes	0	0	0	1	1	1	1	0	1	0	2	1	0	1	1	3	2	0	0	0	0	2	1	0	1	0	0	2
12	Constandse, Franklin L.	-	-	-	-	-	-	-	-	-	-	-	-	-	-	-	-	-	-	-	-	-	-	-	-	-	-	-	-
Total		9	1	4	4	18	5	3	4	5	0	17	22	11	17	12	62	8	4	8	2	0	22	5	1	2	0	0	8

No.	Name	Points					Missed Points					Side out Successes					Side out Misses					Service Points							
		1	2	3	4	5	Tot	1	2	3	4	5	Tot	1	2	3	4	5	Tot	1	2	3	4	5	Tot	1	2	3	4
	Hungary	Technical Fouls					0	0	0	0	0	0																	
1	Czafik, Bela	-	0	0	0	0	-	0	0	0	0	0	-	0	0	0	0	-	0	0	0	0	0	-	0	0	0	0	0
2	Ivancso, Vilmos	-	-	-	-	-	-	-	-	-	-	-	-	-	-	-	-	-	-	-	-	-	-	-	-	-	-	-	-
3	Lantos, Csaba	0	0	-	0	0	2	1	-	0	0	3	2	0	-	1	3	0	0	-	0	0	0	0	0	-	0	0	0
4	Bodo, Gabor	-	1	1	0	2	-	1	0	1	1	2	-	2	1	0	3	-	0	1	0	0	1	-	0	0	2	2	2
5	Molnar, Istvan	1	2	3	2	8	1	0	1	2	2	4	2	4	5	2	13	1	1	0	0	0	2	0	0	0	0	0	0
6	Prouza, Otto	0	0	-	-	0	0	0	0	-	-	0	0	0	-	-	0	0	0	-	-	0	0	0	0	-	-	0	0
7	Tuske, Ferenc	1	1	1	0	3	0	0	0	0	0	0	0	1	0	1	2	0	0	2	0	0	2	0	0	0	0	0	0
8	Florian, Tibor	-	-	-	-	-	-	-	-	-	-	-	-	-	-	-	-	-	-	-	-	-	-	-	-	-	-	-	-
9	Galos, Laszlo	0	0	2	3	5	0	1	0	1	1	2	2	1	6	4	13	0	0	2	0	0	2	0	1	1	0	2	2
10	Kangyerka, Antal	-	-	-	-	-	-	-	-	-	-	-	-	-	-	-	-	-	-	-	-	-	-	-	-	-	-	-	-
11	Tatar, Mihaly	2	2	2	0	6	1	3	2	1	1	7	4	8	6	2	20	0	1	1	1	1	3	0	1	0	0	1	1
12	Janosi, Ferenc	0	0	3	0	3	2	1	1	1	1	5	6	3	5	0	14	2	2	1	0	0	5	1	1	0	1	1	3
	Total	4	6	12	5	27	6	7	4	6	6	23	16	19	23	10	68	3	4	7	1	1	15	1	3	1	3	3	8

Japan v. Netherlands match Played at the Yokohama Cultural Gymnasium
 Match Japon contre Hollande Joué au Gymnase Culturel de Yokohama



Match No. 45 Time 13.16~15.09 **U.S.A. 1** (15—11) **3 Rumania**
 Referee Yoshihara, Kazuo (JAPAN) (9—15)
 (11—15) Umpire Leibnitz, Newton (BRAZIL)
 (13—15)

No.	Name	Points					Missed Points					Side out Successes					Side out Misses					Service Points											
		1	2	3	4	5	Tot	1	2	3	4	5	Tot	1	2	3	4	5	Tot	1	2	3	4	5	Tot	1	2	3	4	5	Tot		
U.S.A.		Technical Fouls					0	0	0	0	0	0																					
1	Velasco, Pedro	0	0	1	1	2	0	0	0	1	0	1	0	1	1	1	3	1	1	2	0	4	0	1	0	1	2	2					
4	Lang, Ronald Dwayne	0	1	2	1	4	0	0	0	0	1	1	1	1	2	0	4	1	1	1	1	4	0	1	0	1	2	2					
5	Highland, Jacob Alapaki	0	-	-	-	0	0	-	-	-	-	0	0	-	-	-	0	1	-	-	-	1	0	-	-	-	0	0					
6	O'Hara, Michael Futch	2	0	0	1	3	0	2	2	2	0	4	5	7	4	6	22	2	2	2	1	7	0	0	1	2	3	3					
7	Griebenow, William Earl	-	-	-	-	-	-	-	-	-	-	-	-	-	-	-	-	-	-	-	-	-	-	-	-	-	-	-					
8	Bright, David Michael	4	1	3	0	8	0	0	2	2	2	4	5	8	8	5	26	1	2	1	1	5	2	0	0	0	2	2					
9	Hammer, Richard Bernarr	-	-	-	1	1	-	-	-	2	2	2	-	-	-	7	7	-	-	-	1	1	-	-	-	0	0	0					
10	Nelson, Charles T.	-	-	-	-	-	-	-	-	-	-	-	-	-	-	-	-	-	-	-	-	-	-	-	-	-	-	-					
11	Talor, John, Franklin	3	0	1	0	4	1	3	2	0	0	6	3	5	9	0	17	3	1	4	1	9	0	0	1	1	2	2					
12	Brown, Barry R.	2	0	1	0	3	3	0	1	0	0	4	1	2	3	0	6	0	3	0	0	3	1	0	0	0	1	1					
13	Erickson, Keith R.	-	-	-	-	-	-	-	-	-	-	-	-	-	-	-	-	-	-	-	-	-	-	-	-	-	-	-					
14	Suwara, Ernest	-	-	-	2	2	-	-	-	0	0	0	-	-	-	1	1	-	-	-	2	2	-	-	-	1	1	1					
Total		11	2	8	6	27	4	5	8	5	22	15	24	27	20	86	9	10	10	7	36	3	2	2	6	13							

No.	Name	Points					Missed Points					Side out Successes					Side out Misses					Service Points											
		1	2	3	4	5	Tot	1	2	3	4	5	Tot	1	2	3	4	5	Tot	1	2	3	4	5	Tot	1	2	3	4	5	Tot		
Rumania		Technical Fouls					0	0	0	0	0	0																					
1	Fieraru, Gheorghe	0	0	0	0	0	0	1	0	0	0	1	1	1	0	0	2	1	0	0	0	1	0	2	0	0	2	2					
2	Nicolau, Horatiu	0	0	0	0	0	0	1	0	0	0	1	1	4	3	1	9	0	0	0	1	1	0	0	0	0	0	0					
3	Dragan, Aurel	1	0	0	1	2	0	1	0	0	0	1	1	0	0	1	2	1	1	1	1	4	1	1	0	0	2	2					
4	Szocs, Iuliu	0	1	0	-	1	1	0	0	-	-	1	2	8	2	-	12	3	2	0	-	5	1	0	1	-	2	2					
5	Schreiber, Wiliam	-	-	-	-	-	-	-	-	-	-	-	-	-	-	-	-	-	-	-	-	-	-	-	-	-	-	-					
6	Grigorovici, Mihai	0	-	-	0	0	0	-	-	0	0	0	1	-	-	0	1	0	-	-	1	1	1	-	-	0	1	1					
7	Plocon, Davila	3	-	1	2	6	0	-	0	1	1	1	3	-	2	8	13	0	-	0	0	0	0	-	0	0	0	0					
8	Barbuta, Nicolae	0	1	1	1	3	0	1	0	0	0	1	1	3	3	0	7	0	0	1	0	1	0	1	2	1	4	4					
9	Derzsi, Eduard	-	-	-	-	-	-	-	-	-	-	-	-	-	-	-	-	-	-	-	-	-	-	-	-	-	0	0					
10	Chezan, Mihai	-	0	1	1	2	-	0	1	0	0	1	-	0	5	2	7	-	0	0	0	0	-	0	0	1	1	1					
11	Ganciu, Constantin	-	-	1	1	2	-	-	0	0	0	0	-	-	1	1	2	-	-	0	1	1	-	-	0	0	0	0					
12	Coste, Mihai	-	3	0	2	5	-	1	0	0	0	1	-	5	4	5	14	-	3	1	0	4	-	1	0	0	1	1					
Total		4	5	4	8	21	1	5	1	1	8	10	21	20	18	69	5	6	3	4	18	3	5	3	2	13							

MENS LEAGUE CLASSIFICATION

No.	COUNTRY	BRA	BUL	CZS	HUN	JPN	KOR	NLD	RUM	USA	URS	Matches			Sets		Points		Match Points	Place
												Tot.	W.	L.	W.	L.	W.	L.		
1	BRAZIL		X	X	○	X	○	X	X	○	X	9	3	6	13	23	410	474	12	7
			0:3	0:3	3:2	2:3	3:1	2:3	0:3	3:2	0:3									
2	BULGARIA	○		X	○	X	○	○	X	○	X	9	5	4	20	16	464	429	14	5
		3:0		2:3	3:1	1:3	3:1	3:2	2:3	3:0	0:3									
3	CZECHSLV	○	○		○	○	○	○	○	○	X	9	8	1	26	10	486	399	17	2
		3:0	3:2		3:2	3:1	3:0	3:1	3:1	3:0	2:3									
4	HUNGARY	X	X	X		○	○	○	X	○	X	9	4	5	18	18	449	466	13	6
		2:3	1:3	2:3		3:0	3:2	3:1	1:3	3:0	0:3									
5	JAPAN	○	○	X	X		○	○	○	○	○	9	7	2	22	12	475	372	16	3
		3:2	3:1	1:3	0:3		3:0	3:1	3:0	3:1	3:1									
6	KOREA	X	X	X	X	X		X	X	X	X	9	0	9	9	27	376	500	9	10
		1:3	1:3	0:3	2:3	0:3		1:3	2:3	2:3	0:3									
7	NETHLAND	○	X	X	X	X	○		X	X	X	9	2	7	11	24	378	482	11	8
		3:2	2:3	1:3	1:3	1:3	3:1		0:3	0:3	0:3									
8	RUMANIA	○	○	X	○	X	○	○		○	X	9	6	3	19	15	432	394	15	4
		3:0	3:2	1:3	3:1	0:3	3:2	3:0		3:1	0:3									
9	U.S.A.	X	X	X	X	X	○	○	X		X	9	2	7	10	23	360	450	11	9
		2:3	0:3	0:3	0:3	1:3	3:2	3:0	1:3		0:3									
10	U.S.S.R.	○	○	○	○	X	○	○	○	○		9	8	1	25	5	415	279	17	1
		3:0	3:0	3:2	3:0	1:3	3:0	3:0	3:0	3:0										



Mens' Volley Ball winners
 Les vainqueurs de hommes
 de Volley-Ball
 ① U.S.S.R. ③ CZECHSLV
 ② JAPAN

LADIES LEAGUE

Match No. 1		Time		13.15~13.55		Rumania		0		(5-15)		3		U.S.S.R.																	
Referee		Leibnitz, Newton		(BRAZIL)				(6-15)		(0-15)		Umpire		Sunada, Takashi (JAPAN)																	
No.	Name	Points					Missed					Points	Side out			Successes	Side out			Misses	Service			Points							
		1	2	3	4	5	Tot	1	2	3	4	5	Tot	1	2	3	4	5	Tot	1	2	3	4	5	Tot	1	2	3	4	5	Tot
	Rumania	Technical Fouls					0	0	0	0	0	0	0	0			0			0	0			0			0				
1	Mocan, Ana	-	-	0		0	-	-	0		0	-	-	0		0	-	-	0		0	-	-	0		0	-	-	0		0
3	Lazeanu, Cornelia	0	0	0		0	0	0	0		0	1	1	0		2	0	0	0		0	0	0	0		0	0	0	0		0
4	Todorovschi, Natalia	-	0	0		0	-	0	0		0	-	0	0		0	-	0	0		0	-	0	0		0	-	0	0		0
5	Ivanescu, Doina	0	0	0		0	3	3	2		8	0	1	1		2	0	1	0		1	0	0	0		1	0	0	0		0
6	Popescu, Doina Rodica	2	0	0		2	0	0	1		1	0	0	0		0	0	0	1		1	0	2	0		1	0	2	0		2
7	Colceru, Sonia	-	-	0		0	-	-	0		0	-	-	0		0	-	-	0		0	-	-	0		0	-	-	0		0
8	Vanea, Lia	0	1	-		1	2	0	-		2	0	1	-		1	1	0	-		1	0	0	-		1	0	0	-		0
9	Chezan C., Alexandrina	0	0	0		0	2	2	1		5	1	0	0		1	0	0	0		0	0	0	0		0	0	0	0		0
10	Enculescu, Ileana	-	0	0		0	-	0	0		0	-	3	1		4	-	0	1		1	-	0	0		1	-	0	0		0
11	Golosie, Elisabeta	0	0	0		0	0	1	1		2	0	1	1		2	0	0	0		0	0	0	0		0	0	0	0		0
12	Stanca, Marina	-	-	-		-	-	-	-		-	-	-	-		-	-	-	-		-	-	-	-		-	-	-	-		-
	Total	2	1	0		3	7	6	5		18	2	7	3		12	1	1	2		4	0	2	0		4	0	2	0		2

Match No. 2		Time		15.16~15.57		U.S.A.		0		(1-15)		3		Japan																	
Referee		Armasescu, Const		(RUMANIA)				(5-15)		(2-15)		Umpire		Moerman, P. Paulus (NETHLAND)																	
No.	Name	Points					Missed					Points	Side out			Successes	Side out			Misses	Service			Points							
		1	2	3	4	5	Tot	1	2	3	4	5	Tot	1	2	3	4	5	Tot	1	2	3	4	5	Tot	1	2	3	4	5	Tot
	U.S.A.	Technical Fouls					0	0	0	0	0	0	0	0			0			0	0			0			0				
1	Gaertner, Jean K.	0	-	0		0	2	-	1		3	0	-	2		2	1	-	0		1	0	-	0		1	0	-	0		0
2	O'Rourke, Gail Patricia	-	-	-		-	-	-	-		-	-	-	-		-	-	-	-		-	-	-	-		-	-	-	-		-
3	Murphy, Linda Kathleen	0	0	1		1	0	0	2		2	1	3	1		5	0	0	0		0	0	0	1		0	0	0	1		1
4	Galloway, Lou Sara	1	0	0		1	2	0	2		4	0	1	0		1	0	1	0		1	0	0	0		1	0	0	0		0
5	Thomas, Verneda Estella	0	0	0		0	1	0	0		1	0	0	0		0	0	0	0		0	0	0	0		0	0	0	0		0
6	Perry, Mary Margaret	-	-	-		-	-	-	-		-	-	-	-		-	-	-	-		-	-	-	-		-	-	-	-		-
7	Peppler, Mary Joan	-	0	0		0	-	0	1		1	-	0	2		2	-	0	0		0	-	0	0		0	-	0	0		0
8	Owen, Nancy	0	0	-		0	1	0	-		1	1	0	-		1	1	0	-		1	0	3	-		1	0	3	-		3
9	Bright, Patricia Ann	-	0	-		0	-	1	-		1	-	0	-		0	-	1	-		1	-	0	-		1	-	0	-		0
10	Ward, Jane Lois	0	0	0		0	1	1	0		2	1	0	3		4	1	1	2		4	0	0	0		4	0	0	0		0
11	Peterson, Sharon Roberta	-	-	-		-	-	-	-		-	-	-	-		-	-	-	-		-	-	-	-		-	-	-	-		-
12	Harwerth, Barbara Jean	-	0	0		0	-	0	0		0	-	2	0		2	-	0	1		1	-	0	0		1	-	0	0		0
	Total	1	0	1		2	7	2	6		15	3	6	8		17	3	3	3		9	0	3	1		9	0	3	1		4

Match No. 3		Time		15.16~16.10		Korea		0		(0-15)		3		U.S.S.R.																	
Referee		Schuster, Karl Heinz		(GERMANY)				(6-15)		(0-15)		Umpire		Alvez, Walter (BRAZIL)																	
No.	Name	Points					Missed					Points	Side out			Successes	Side out			Misses	Service			Points							
		1	2	3	4	5	Tot	1	2	3	4	5	Tot	1	2	3	4	5	Tot	1	2	3	4	5	Tot	1	2	3	4	5	Tot
	Korea	Technical Fouls					0	0	0	0	0	0	0	0			0			0	0			0			0				
1	Suh, Choon Kang	0	1	0		1	3	4	1		8	6	3	2		11	0	1	0		1	0	1	0		1	0	1	0		1
2	Moon, Kyung Sook	0	2	0		2	0	4	0		4	2	4	0		6	0	0	0		0	0	0	0		0	0	0	0		0
3	Ryoo, Choon Ja	0	0	0		0	0	0	0		0	0	0	2		2	0	0	1		1	0	1	0		1	0	1	0		1
4	Kim, Kil Ja	0	-	-		0	0	-	-		0	0	-	-		0	0	-	-		0	0	-	-		0	0	-	-		0
5	Oh, Soon Ok	-	0	0		0	-	0	0		0	-	1	0		1	-	0	0		0	-	0	0		0	-	0	0		0
6	Chung, Jong Uen	-	-	-		-	-	-	-		-	-	-	-		-	-	-	-		-	-	-	-		-	-	-	-		-
7	Choi, Don Hi	0	-	-		0	0	-	-		0	0	-	-		0	1	-	-		1	0	-	-		1	0	-	-		0
8	Hong, Nam Sun	0	0	0		0	1	0	0		1	0	1	0		1	0	1	0		1	0	0	0		1	0	0	0		0
9	Oh, Chung Ja	0	0	0		0	0	0	1		1	0	0	0		0	0	0	0		0	0	0	0		0	0	0	0		0
10	Yoon, Jung Sook	-	-	-		-	-	-	-		-	-	-	-		-	-	-	-		-	-	-	-		-	-	-	-		-
11	Kwak, Ryong Ja	-	-	0		0	-	-	1		1	-	-	0		0	-	-	0		0	-	-	0		0	-	-	0		0
12	Lee, Keun Soo	0	0	-		0	0	0	-		0	0	0	-		0	1	0	-		1	0	0	-		1	0	0	-		0
	Total	0	3	0		3	4	8	3		15	8	9	4		21	2	2	1		5	0	2	0		5	0	2	0		2

No.	Name	Points					Missed Points					Side out Successes					Side out Misses					Service Points									
		1	2	3	4	5	Tot	1	2	3	4	5	Tot	1	2	3	4	5	Tot	1	2	3	4	5	Tot	1	2	3	4	5	Tot
	U.S.S.R.	Technical Fouls					0	0	0						0																
1	Ryzhova, Antonina	0	1	0			1	1	1	0			2	1	0	0			1	0	1	0			1	0	1	2			3
2	Biltauer, Astra	-	-	-			-	-	-	-			-	-	-	-			-	-	-	-			-	-	-	-			-
3	Lukanina, Ninel	-	-	-			-	-	-	-			-	-	-	-			-	-	-	-			-	-	-	-			-
4	Buldakova, Ludmila	-	-	-			-	-	-	-			-	-	-	-			-	-	-	-			-	-	-	-			-
5	Abramova, Nelly	-	-	-			-	-	-	-			-	-	-	-			-	-	-	-			-	-	-	-			-
6	Tikhonina, Tamara	1	2	-			3	0	1	-			1	0	2	-			2	0	0	-			0	0	1	-			1
7	Kamenek, Valentina	1	0	4			5	1	1	0			2	0	2	0			2	0	1	1			2	3	1	0			4
8	Ryskal, Inna	2	1	0			3	1	0	0			1	2	3	1			6	1	0	0			1	0	0	0			0
9	Katusheva, Marita	-	-	-			-	-	-	-			-	-	-	-			-	-	-	-			-	-	-	-			-
10	Roschina, Tatyana	0	0	1			1	0	0	0			0	0	1	0			1	0	2	0			2	0	0	0			0
11	Mishak, Valentina	1	2	0			3	0	0	0			0	0	2	1			3	0	0	0			0	0	0	2			2
12	Gureeva, Ludmila	-	-	1			1	-	-	0			0	-	-	1			1	-	-	0			0	-	-	0			0
	Total	5	6	6			17	3	3	0			6	3	10	3			16	1	4	1			6	3	3	4			10

No.	Name	Points					Missed Points					Side out Successes					Side out Misses					Service Points									
		1	2	3	4	5	Tot	1	2	3	4	5	Tot	1	2	3	4	5	Tot	1	2	3	4	5	Tot	1	2	3	4	5	Tot
	Japan	Technical Fouls					0	0	0						0																
1	Kasai, Masae	0	3	0			3	0	0	0			0	0	0	1			1	0	0	0			0	0	0	0			0
2	Miyamoto, Emiko	1	1	0			2	0	1	0			1	3	1	1			5	2	1	0			3	2	0	1			3
3	Tanida, Kinuko	2	2	-			4	0	0	-			0	1	1	-			2	1	0	-			1	0	1	-			1
4	Handa, Yuriko	0	0	4			4	0	0	0			0	1	0	0			1	1	1	1			3	1	1	0			2
5	Matsumura, Yoshiko	0	1	0			1	0	1	0			1	1	0	0			1	1	0	0			1	1	1	2			4
6	Isobe, Sata	1	1	1			3	0	0	0			0	1	3	3			7	1	1	0			2	0	2	0			2
7	Matsumura, Katsumi	-	0	1			1	-	0	0			0	-	1	2			3	-	0	0			0	-	0	0			0
8	Shinozaki, Yoko	-	-	-			-	-	-	-			-	-	-	-			-	-	-	-			-	-	-	-			-
9	Sasaki, Setsuko	-	-	-			-	-	-	-			-	-	-	-			-	-	-	-			-	-	-	-			-
10	Fujimoto, Yuko	-	-	-			-	-	-	-			-	-	-	-			-	-	-	-			-	-	-	-			-
11	Kondo, Masako	-	-	-			-	-	-	-			-	-	-	-			-	-	-	-			-	-	-	-			-
12	Shibuki, Ayano	-	-	-			-	-	-	-			-	-	-	-			-	-	-	-			-	-	-	-			-
	Total	4	8	6			18	0	2	0			2	7	6	7			20	6	3	1			10	4	5	3			12

No.	Name	Points					Missed Points					Side out Successes					Side out Misses					Service Points									
		1	2	3	4	5	Tot	1	2	3	4	5	Tot	1	2	3	4	5	Tot	1	2	3	4	5	Tot	1	2	3	4	5	Tot
	U.S.S.R.	Technical Fouls					0	0	0						0																
1	Ryzhova, Antonina	0	0	3			3	0	1	0			1	0	1	2			3	0	1	3			4	0	0	1			1
2	Biltauer, Astra	-	-	-			-	-	-	-			-	-	-	-			-	-	-	-			-	-	-	-			-
3	Lukanina, Ninel	-	-	-			-	-	-	-			-	-	-	-			-	-	-	-			-	-	-	-			-
4	Buldakova, Ludmila	-	-	0			0	-	-	0			0	-	-	2			2	-	-	1			1	-	-	0			0
5	Abramova, Nelly	-	-	-			-	-	-	-			-	-	-	-			-	-	-	-			-	-	-	-			-
6	Tikhonina, Tamara	1	0	0			1	0	0	0			0	0	1	1			2	1	3	0			4	0	0	0			0
7	Kamenek, Valentina	1	2	1			4	0	0	0			0	3	4	1			8	0	1	0			1	0	1	0			1
8	Ryskal, Inna	3	2	1			6	0	0	0			0	2	4	1			7	0	1	0			1	1	0	0			1
9	Katusheva, Marita	-	-	-			-	-	-	-			-	-	-	-			-	-	-	-			-	-	-	-			-
10	Roschina, Tatyana	0	1	-			1	0	0	-			0	0	2	-			2	0	1	-			1	1	0	-			1
11	Mishak, Valentina	3	1	1			5	0	0	0			0	3	3	1			7	0	1	0			1	1	0	5			6
12	Gureeva, Ludmila	-	-	-			-	-	-	-			-	-	-	-			-	-	-	-			-	-	-	-			-
	Total	8	6	6			20	0	1	0			1	8	15	8			31	1	8	4			13	3	1	6			10

Match No. 4 Time 17.14~17.58 **U.S.A.** 0 (3—15) **3** **Poland**
 Referee Ormai, Laszlo (HUNGARY) (4—15) (10—15) Umpire Nakajima, Katsumasa (JAPAN)


No.	Name	Points					Missed Points					Side out Successes					Side out Misses					Service Points				
		1	2	3	4	5	1	2	3	4	5	1	2	3	4	5	1	2	3	4	5	1	2	3	4	5
	U.S.A.	Technical Fouls					0	0	1																	
1	Gaertner, Jean K.	0	0	1	1	1	1	0	2	4	2	2	8	1	0	3	4	0	0	2	2					
2	O'Rourke, Gail Patricia	-	-	-	-	-	-	-	-	-	-	-	-	-	-	-	-	-	-	-	-					
3	Murphy, Linda Kathleen	0	1	1	2	0	0	0	0	1	1	1	3	0	0	1	1	0	0	0	0					
4	Galloway, Lou Sara	-	0	0	0	-	1	1	2	-	1	0	1	-	0	0	0	-	0	0	0					
5	Thomas, Verneda Estella	0	-	1	1	0	-	0	0	0	-	1	1	0	-	0	0	0	-	0	0					
6	Perry, Mary Margaret	-	-	-	-	-	-	-	-	-	-	-	-	-	-	-	-	-	-	-	-					
7	Pepler, Mary Joan	0	-	0	0	2	-	0	2	0	-	0	0	2	-	0	2	0	-	0	0					
8	Owen, Nancy	0	0	-	0	0	1	-	1	0	0	-	0	3	1	-	4	1	0	-	1					
9	Bright, Patricia Ann	-	-	-	-	-	-	-	-	-	-	-	-	-	-	-	-	-	-	-	-					
10	Ward, Jane Lois	0	0	0	0	3	2	4	9	1	0	2	3	0	0	0	0	0	0	0	0					
11	Peterson, Sharon Roberta	-	0	1	1	-	0	0	0	-	0	0	0	-	0	0	0	-	0	0	0					
12	Harwerth, Barbara Jean	0	0	-	0	0	1	-	1	0	1	-	1	1	1	-	2	0	0	-	0					
	Total	0	1	4	5	6	6	5	17	6	5	6	17	7	2	4	13	1	0	2	3					

Match No. 5 Time 19.15~20.16 **Rumania** 0 (7—15) **3** **Japan**
 Referee Fish, Alton (U.S.A.) (3—15) (8—15) Umpire Ku, Yong Mook (KOREA)

No.	Name	Points					Missed Points					Side out Successes					Side out Misses					Service Points				
		1	2	3	4	5	1	2	3	4	5	1	2	3	4	5	1	2	3	4	5	1	2	3	4	5
	Rumania	Technical Fouls					0	0	0																	
1	Mocan, Ana	-	0	1	1	-	1	1	2	-	1	0	1	-	0	1	1	-	0	0	0					
3	Lazeanu, Cornelia	0	0	0	0	1	0	0	1	0	0	1	1	1	0	0	1	0	0	0	0					
4	Todorovshi, Natalia	-	-	0	0	-	-	3	3	-	-	2	2	-	-	0	0	-	-	0	0					
5	Ivanescu, Doina	0	1	-	1	2	2	-	4	1	2	-	3	1	0	-	1	2	0	-	2					
6	Popescu, Doina Rodica	0	1	0	1	1	3	1	5	0	0	2	2	0	0	0	0	0	0	0	0					
7	Colceru, Sonia	0	0	0	0	0	0	1	1	0	0	0	0	0	0	1	1	0	0	0	0					
8	Vanea, Lia	0	0	1	1	2	0	1	3	1	0	2	3	1	1	1	3	0	0	1	1					
9	Chezan C., Alexandrina	2	0	0	2	1	0	0	1	3	1	2	6	0	3	1	4	0	0	1	1					
10	Enculescu, Ileana	-	0	1	1	-	0	1	1	-	0	3	3	-	0	0	0	-	0	0	0					
11	Golosie, Elisabeta	0	0	0	0	0	2	0	2	2	0	0	2	2	1	0	3	0	0	0	0					
12	Stanca, Marina	-	-	-	-	-	-	-	-	-	-	-	-	-	-	-	-	-	-	-	-					
	Total	2	2	3	7	7	8	8	23	7	4	12	23	5	5	4	14	2	0	2	4					

No.	Name	Points					Missed Points					Side out Successes					Side out Misses					Service Points				
		1	2	3	4	5	1	2	3	4	5	1	2	3	4	5	1	2	3	4	5	1	2	3	4	5
	Japan	Technical Fouls					0	0	0																	
1	Kasai, Masae	0	1	1	2	2	0	1	3	1	0	2	3	1	1	2	4	0	0	0	0					
2	Miyamoto, Emiko	0	1	0	1	1	0	1	2	1	0	3	4	1	0	3	4	0	0	0	0					
3	Tanida, Kinuko	2	-	-	2	0	-	-	0	1	-	-	1	0	-	-	0	0	-	-	0					
4	Handa, Yuriko	1	1	2	4	0	0	0	0	2	0	1	3	2	0	2	4	0	1	0	1					
5	Matsumura, Yoshiko	3	0	0	3	0	0	0	0	1	0	0	1	2	0	0	2	0	0	2	2					
6	Isobe, Sata	0	2	0	2	0	0	0	0	3	1	4	8	2	1	1	4	1	0	0	1					
7	Matsumura, Katsumi	1	1	2	4	0	1	1	2	1	1	7	9	0	0	1	1	0	0	0	0					
8	Shinozaki, Yoko	-	-	-	-	-	-	-	-	-	-	-	-	-	-	-	-	-	-	-	-					
9	Sasaki, Setsuko	-	-	-	-	-	-	-	-	-	-	-	-	-	-	-	-	-	-	-	-					
10	Fujimoto, Yuko	-	-	-	-	-	-	-	-	-	-	-	-	-	-	-	-	-	-	-	-					
11	Kondo, Masako	-	-	-	-	-	-	-	-	-	-	-	-	-	-	-	-	-	-	-	-					
12	Shibuki, Ayano	-	-	-	-	-	-	-	-	-	-	-	-	-	-	-	-	-	-	-	-					
	Total	7	6	5	18	3	1	3	7	10	2	17	29	8	2	9	19	1	1	2	4					

No.	Name	Points					Missed Points					Side out Successes					Side out Misses					Service Points							
		1	2	3	4	5	Tot	1	2	3	4	5	Tot	1	2	3	4	5	Tot	1	2	3	4	5	Tot	1	2	3	4
	Poland																												
	Technical Fouls						0	0	0			0																	0
1	Czajkowska, Krystyna M.	0	0	0			0	0	1	0		1	3	1	0		4	1	1	0		2	3	1	0			4	
2	Ledwig, Jozefa	-	-	-			-	-	-			-	-	-			-	-	-			-	-	-				-	
3	Golimowska, Maria	1	0	0			1	0	0	0		0	0	1	1		2	1	1	0		2	0	0	1			1	
4	Rutkowska, Jadwiga M.	-	-	-			-	-	-			-	-	-			-	-	-			-	-	-				-	
5	Kordaczuk, Danuta	0	1	1			2	0	0	4		4	1	2	0		3	1	0	2		3	1	0	0			1	
6	Jakubowska, Krystyna	0	1	3			4	1	0	0		1	2	1	2		5	0	0	0		0	2	0	0			2	
7	Marko, Jadwiga	0	0	2			2	0	1	0		1	1	0	2		3	3	0	0		3	0	6	1			7	
8	Sliwka, Maria	2	0	1			3	1	1	0		2	1	1	1		3	3	0	2		5	0	0	0			0	
9	Szczesniewska, Zofia A.	-	-	-			-	-	-			-	-	-			-	-	-			-	-	-				-	
10	Krupa, Krystyna	-	-	-			-	-	-			-	-	-			-	-	-			-	-	-				-	
11	Busz, Hanna Krystyna	-	-	-			-	-	-			-	-	-			-	-	-			-	-	-				-	
12	Hermel, Barbara Wieslawa	-	-	-			-	-	-			-	-	-			-	-	-			-	-	-				-	
	Total	3	2	7			12	2	3	4		9	8	6	6		20	9	2	4		15	6	7	2			15	



Japan v. Rumania in the women's events (Played at Yokohama Cultural Gymnasium)

Le Japon contre la Roumanie, épreuve femmes (Jouée au Gymnase Culturel de Yokohama)

Match No. 6		Time 17.16~18.02		Rumania 3		(15—9)		0		U.S.A.																				
Referee Krastev, Georgi (BULGARIA)						(15—1)				Umpire Yoshihara, Kazuo (JAPAN)																				
Referee Krastev, Georgi (BULGARIA)						(15—2)																								
No.	Name	Points					Missed Points					Side out Successes					Side out Misses					Service Points								
		1	2	3	4	5	Tot	1	2	3	4	5	Tot	1	2	3	4	5	Tot	1	2	3	4	5	Tot	1	2	3	4	5
Rumania		Technical Fouls					0 0 0					0																		
1	Mocan, Ana	0	1	0			1	1	0	1			2	3	1	0			4	0	0	2			2	0	0	1		1
3	Lazeanu, Cornelia	1	0	1			2	0	0	0			0	3	0	0			3	1	1	0			2	2	2	0		4
4	Todorovschi, Natalia	-	-	-			-	-	-	-			-	-	-	-			-	-	-	-			-	-	-	-		-
5	Ivanescu, Doina	-	-	-			-	-	-	-			-	-	-	-			-	-	-	-			-	-	-	-		-
6	Popescu, Doina Rodica	0	0	1			1	0	0	0			0	0	0	1			1	1	0	0			1	1	2	2		5
7	Colceru, Sonia	-	-	-			-	-	-	-			-	-	-	-			-	-	-	-			-	-	-	-		-
8	Vanea, Lia	2	1	0			3	1	0	0			1	1	1	2			4	1	2	0			3	0	0	0		0
9	Chezan C., Alexandrina	1	0	1			2	2	0	0			2	2	1	1			4	3	1	1			5	0	2	1		3
10	Enculescu, Ileana	0	2	0			2	1	0	0			1	5	5	2			12	2	1	0			3	1	0	0		1
11	Golosie, Elisabeta	-	-	-			-	-	-	-			-	-	-	-			-	-	-	-			-	-	-	-		-
12	Stanca, Marina	-	-	-			-	-	-	-			-	-	-	-			-	-	-	-			-	-	-	-		-
Total		4	4	3			11	5	0	1			6	14	8	6			28	8	5	3			16	4	6	4		14

Match No. 7		Time 15.16~16.18		Korea 0		(5—15)		3		Poland																				
Referee Schuster, Karl Heinz (GERMANY)						(5—15)				Umpire Moerman, P. Paulus (NETHLAND)																				
Referee Schuster, Karl Heinz (GERMANY)						(11—15)																								
No.	Name	Points					Missed Points					Side out Successes					Side out Misses					Service Points								
		1	2	3	4	5	Tot	1	2	3	4	5	Tot	1	2	3	4	5	Tot	1	2	3	4	5	Tot	1	2	3	4	5
Korea		Technical Fouls					0 0 0					0																		
1	Suh, Choon Kang	1	0	2			3	1	2	0			3	2	3	4			9	0	0	2			2	0	0	1		1
2	Moon, Kyung Sook	0	0	2			2	1	0	0			1	1	4	2			7	1	2	0			3	0	1	0		1
3	Ryoo, Choon Ja	1	0	0			1	1	0	0			1	0	0	0			0	0	0	2			2	0	0	0		0
4	Kim, Kil Ja	-	-	-			-	-	-	-			-	-	-	-			-	-	-	-			-	-	-	-		-
5	Oh, Soon Ok	0	0	0			0	1	0	0			1	2	1	0			3	1	0	1			2	0	1	1		2
6	Chung, Jong Uen	0	-	0			0	0	-	0			0	0	-	0			0	0	-	0			0	0	-	0		0
7	Choi, Don Hi	-	0	-			0	-	0	-			0	-	0	-			0	-	0	-			0	-	0	-		0
8	Hong, Nam Sun	0	0	0			0	0	0	0			0	1	0	0			1	0	1	1			2	0	1	0		1
9	Oh, Chung Ja	0	0	0			0	0	9	1			3	0	0	0			0	0	0	0			0	1	0	0		1
10	Yoon, Jung Sook	-	-	-			-	-	-	-			-	-	-	-			-	-	-	-			-	-	-	-		-
11	Kwak, Ryong Ja	-	-	0			0	-	-	0			0	-	-	0			0	-	-	0			0	-	-	0		0
12	Lee, Keun Soo	0	0	-			0	0	0	-			0	2	0	-			2	0	0	-			0	0	0	-		0
Total		2	0	4			6	4	4	1			9	8	8	6			22	2	3	6			11	1	3	2		6

Match No. 8		Time 20.30~21.17		Korea 0		(3—15)		3		Japan																				
Referee Florescu, Const. (RUMANIA)						(2—15)				Umpire Davies, Glen (U.S.A.)																				
Referee Florescu, Const. (RUMANIA)						(4—15)																								
No.	Name	Points					Missed Points					Side out Successes					Side out Misses					Service Points								
		1	2	3	4	5	Tot	1	2	3	4	5	Tot	1	2	3	4	5	Tot	1	2	3	4	5	Tot	1	2	3	4	5
Korea		Technical Fouls					0 0 0					0																		
1	Suh, Choon Kang	0	0	0			0	2	0	0			2	2	1	1			4	0	1	0			1	0	0	0		0
2	Moon, Kyung Sook	1	0	1			2	1	3	2			6	2	2	2			6	0	0	0			0	0	0	0		0
3	Ryoo, Choon Ja	0	1	0			1	0	0	1			1	0	0	0			0	0	0	0			0	0	0	1		1
4	Kim, Kil Ja	-	-	-			-	-	-	-			-	-	-	-			-	-	-	-			-	-	-	-		-
5	Oh, Soon Ok	0	0	0			0	0	3	1			4	0	0	0			0	0	0	0			0	0	0	0		0
6	Chung, Jong Uen	-	-	-			-	-	-	-			-	-	-	-			-	-	-	-			-	-	-	-		-
7	Choi, Don Hi	0	0	0			0	0	0	0			0	0	0	0			0	0	0	0			0	0	0	0		0
8	Hong, Nam Sun	0	0	0			0	0	0	0			0	0	0	1			1	0	0	0			0	0	0	0		0
9	Oh, Chung Ja	0	0	0			0	0	0	0			0	0	0	0			0	0	0	0			0	0	0	0		0
10	Yoon, Jung Sook	-	-	-			-	-	-	-			-	-	-	-			-	-	-	-			-	-	-	-		-
11	Kwak, Ryong Ja	-	-	-			-	-	-	-			-	-	-	-			-	-	-	-			-	-	-	-		-
12	Lee, Keun Soo	0	1	0			1	0	1	2			3	0	0	1			1	0	0	0			0	0	0	0		0
Total		1	2	1			4	3	7	6			16	4	3	5			12	0	1	0			1	0	0	1		1

No.	Name	Points					Missed Points					Side out					Successes					Side out Misses					Service Points							
		1	2	3	4	5	Tot	1	2	3	4	5	Tot	1	2	3	4	5	Tot	1	2	3	4	5	Tot	1	2	3	4	5	Tot	1	2	3
	U.S.A.	Technical Fouls					0	0	0						0																			
1	Gaertner, Jean K.	0	0	0	0		0	0	1	2	3		3	2	3	3		8	3	2	1	6		0	0	0	0		0					
2	O' Rourke, Gail Patricia	-	-	-	-		-	-	-	-		-	-	-	-		-	-	-	-		-	-	-	-		-							
3	Murphy, Linda Kathleen	3	1	1	5		3	1	1	5		2	1	1	1		4	0	1	0		1	0	0	0		0							
4	Galloway, Lou Sara	0	0	-	0		1	1	-	2		1	1	-	-		2	2	0	-		2	0	0	-		0							
5	Thomas, Verneda Estella	-	-	-	-		-	-	-	-		-	-	-	-		-	-	-	-		-	-	-	-		-							
6	Perry, Mary Margaret	-	-	0	0		-	-	2	2		-	-	0	0		0	-	-	0		0	-	-	0		0							
7	Pepler, Mary Joan	0	0	0	0		2	0	1	3		1	0	1	1		2	0	0	0		0	0	0	0		0							
8	Owen, Nancy	0	0	0	0		1	0	0	1		3	1	0	0		4	0	0	1		1	1	0	0		1							
9	Bright, Patricia Ann	-	-	-	-		-	-	-	-		-	-	-	-		-	-	-	-		-	-	-	-		-							
10	Ward, Jane Lois	0	0	0	0		0	2	2	4		2	0	0	0		2	1	0	0		1	0	0	0		0							
11	Peterson, Sharon Roberta	0	-	-	0		0	-	-	0		0	-	-	-		0	0	-	-		0	0	-	-		0							
12	Harwerth, Barbara Jean	-	-	-	-		-	-	-	-		-	-	-	-		-	-	-	-		-	-	-	-		-							
	Total	3	1	1	5		7	5	8	20		12	5	5	5		22	6	3	2		11	1	0	0		1							

No.	Name	Points					Missed Points					Side out					Successes					Side out Misses					Service Points							
		1	2	3	4	5	Tot	1	2	3	4	5	Tot	1	2	3	4	5	Tot	1	2	3	4	5	Tot	1	2	3	4	5	Tot	1	2	3
	Poland	Technical Fouls					0	0	0						0																			
1	Czajkowska, Krystyna M.	3	0	1	4		0	1	0	1		1	1	2	1		4	1	1	1		3	1	0	0		1							
2	Ledwig, Jozefa	0	3	1	4		1	0	2	3		1	3	2	2		6	0	1	0		1	0	0	0		0							
3	Golimowska, Maria	0	1	4	5		1	1	0	2		1	2	0	0		3	0	0	2		2	2	0	0		2							
4	Rutkowska, Jadwiga M.	-	-	-	-		-	-	-	-		-	-	-	-		-	-	-	-		-	-	-	-		-							
5	Kordaczuk, Danuta	3	2	3	8		0	0	1	1		1	1	2	2		4	0	2	3		5	0	1	0		1							
6	Jakubowska, Krystyna	2	4	-	6		0	0	-	0		1	2	-	-		3	1	0	-		1	0	0	-		-							
7	Marko, Jadowiga	-	-	4	4		-	-	1	1		-	-	3	3		3	-	-	2		2	-	-	0		0							
8	Sliwka, Maria	0	0	1	1		0	0	1	1		3	0	3	3		6	1	1	2		4	0	0	0		0							
9	Szczesniewska, Zofia A.	-	-	-	-		-	-	-	-		-	-	-	-		-	-	-	-		-	-	-	-		-							
10	Krupa, Krystyna	-	-	-	-		-	-	-	-		-	-	-	-		-	-	-	-		-	-	-	-		-							
11	Busz, Hanna Krystyna	-	-	-	-		-	-	-	-		-	-	-	-		-	-	-	-		-	-	-	-		-							
12	Hermel, Barbara Wieslawa	-	-	-	-		-	-	-	-		-	-	-	-		-	-	-	-		-	-	-	-		-							
	Total	8	10	14	32		2	2	5	9		8	10	11	11		29	3	5	10		18	3	1	0		4							

No.	Name	Points					Missed Points					Side out					Successes					Side out Misses					Service Points							
		1	2	3	4	5	Tot	1	2	3	4	5	Tot	1	2	3	4	5	Tot	1	2	3	4	5	Tot	1	2	3	4	5	Tot	1	2	3
	Japan	Technical Fouls					0	0	0						0																			
1	Kasai, Masae	0	0	0	0		0	0	0	0		0	0	0	1		1	0	0	0		0	0	0	0		0							
2	Miyamoto, Emiko	0	3	1	4		1	0	0	1		1	1	0	0		2	0	0	0		0	1	0	0		1							
3	Tanida, Kinuko	2	2	3	7		1	0	0	1		1	0	2	1		3	0	0	1		1	2	1	0		3							
4	Handa, Yuriko	1	0	2	3		0	0	1	1		1	1	0	2		3	0	0	0		0	0	2	0		2							
5	Matsumura, Yoshiko	1	0	-	1		0	0	-	0		1	0	-	-		1	1	1	-		2	0	0	-		0							
6	Isobe, Sata	5	0	0	5		0	0	0	0		0	5	2	4		11	2	2	2		6	0	0	0		0							
7	Matsumura, Katsumi	-	0	1	1		-	0	1	1		-	0	1	1		1	-	0	1		1	-	0	1		1							
8	Shinozaki, Yoko	-	-	0	0		-	-	0	0		0	-	1	1		1	-	-	0		0	-	-	1		1							
9	Sasaki, Setsuko	-	-	-	-		-	-	-	-		-	-	-	-		-	-	-	-		-	-	-	-		-							
10	Fujimoto, Yuko	-	-	-	-		-	-	-	-		-	-	-	-		-	-	-	-		-	-	-	-		-							
11	Kondo, Masako	-	-	-	-		-	-	-	-		-	-	-	-		-	-	-	-		-	-	-	-		-							
12	Shibuki, Ayano	-	-	0	0		-	-	0	0		0	-	0	0		0	-	-	0		0	-	-	0		0							
	Total	9	5	7	21		2	0	2	4		8	5	10	10		23	3	3	4		10	3	3	2		8							


Match No. 9		Time 14.00~15.13		Poland 0		(9—15)		3		U.S.S.R.		Referee Fish, Alton (U.S.A.)		Umpire Kiyama, Ryuichi (JAPAN)																			
						(5—15)																											
No.	Name	Points					Missed Points					Side out Successes					Side out Misses					Service Points											
		1	2	3	4	5	Tot	1	2	3	4	5	Tot	1	2	3	4	5	Tot	1	2	3	4	5	Tot	1	2	3	4	5	Tot		
Poland		Technical Fouls					0 0 0					0																					
1	Czajkowska, Krystyna M.	1	0	0			1	1	0	1		2	2	1	3		6	2	2	0		4	0	0	0		0						0
2	Ledwig, Jozefa	-	-	-			-	-	-	-		-	-	-	-		-	-	-	-		-	-	-	-		-						-
3	Golimowska, Maria	0	0	1			1	1	1	0		2	2	0	1		3	0	0	1		1	0	0	0		0						0
4	Rutkowska, Jadwiga M.	-	1	-			1	-	0	-		0	-	0	-		0	-	0	-		0	-	0	-		0						0
5	Kordaczuk, Danuta	0	1	1			2	2	0	1		3	3	0	2		5	1	0	1		2	0	0	0		0						0
6	Jakubowska, Krystyna	1	1	0			2	2	1	0		3	2	1	3		6	1	0	3		4	0	0	0		0						0
7	Marko, Jadwiga	1	0	1			2	2	0	1		3	4	3	4		11	2	1	0		3	0	0	0		0						0
8	Sliwka, Maria	1	0	1			2	0	1	0		1	3	1	1		5	0	0	0		0	0	0	0		0						0
9	Szczesniewska, Zofia A.	-	-	-			-	-	-	-		-	-	-	-		-	-	-	-		-	-	-	-		-						-
10	Krupa, Krystyna	-	0	0			0	-	0	1		1	-	2	0		2	-	0	0		0	-	0	0		0						0
11	Busz, Hanna Krystyna	-	-	-			-	-	-	-		-	-	-	-		-	-	-	-		-	-	-	-		-						-
12	Hermel, Barbara Wieslawa	-	-	-			-	-	-	-		-	-	-	-		-	-	-	-		-	-	-	-		-						-
Total		4	3	4			11	8	3	4		15	16	8	14		38	6	3	5		14	0	0	0		0						0

Match No. 10		Time 13.15~14.02		U.S.S.R. 3		(15—1)		0		U.S.A.		Referee Alvez, Walter (BRAZIL)		Umpire Ku, Yong Mook (KOREA)																			
						(15—8)																											
No.	Name	Points					Missed Points					Side out Successes					Side out Misses					Service Points											
		1	2	3	4	5	Tot	1	2	3	4	5	Tot	1	2	3	4	5	Tot	1	2	3	4	5	Tot	1	2	3	4	5	Tot		
U.S.S.R.		Technical Fouls					0 0 0					0																					
1	Ryzhova, Antonina	-	-	1			1	-	-	1		1	-	-	1		1	-	-	1		1	-	-	0		0						0
2	Biltauer, Astra	0	0	-			0	0	0	-		0	0	0	-		0	1	0	-		1	1	0	-		1						1
3	Lukanina, Ninel	0	0	-			0	0	1	-		1	1	2	-		3	0	0	-		0	1	0	-		1						1
4	Buldakova, Ludmila	0	2	-			2	0	1	-		1	0	1	-		1	0	0	-		0	0	1	-		1						1
5	Abramova, Nelly	1	0	-			1	0	0	-		0	1	1	-		2	0	0	-		0	0	1	-		1						1
6	Tikhonina, Tamara	-	-	-			-	-	-	-		-	-	-	-		-	-	-	-		-	-	-	-		-						-
7	Kamenek, Valentina	-	-	5			5	-	-	0		0	-	-	1		1	-	-	1		1	-	-	0		0						0
8	Ryskal, Inna	-	-	0			0	-	-	0		0	-	-	1		1	-	-	1		1	-	-	1		1						1
9	Katusheva, Marita	3	0	-			3	1	0	-		1	1	2	-		3	2	1	-		3	0	0	-		0						0
10	Roschina, Tatyana	-	-	2			2	-	-	0		0	-	-	0		0	-	-	0		0	-	-	0		0						0
11	Mishak, Valentina	-	-	1			1	-	-	0		0	-	-	1		1	-	-	1		1	-	-	0		0						0
12	Gureeva, Ludmila	2	4	1			7	0	0	1		1	1	2	2		5	2	0	0		2	0	0	1		1						1
Total		6	6	10			22	1	2	2		5	4	8	6		18	5	1	4		10	2	2	2		6						6

No.	Name	Points					Missed Points					Side out Successes					Side out Misses					Service Points											
		1	2	3	4	5	Tot	1	2	3	4	5	Tot	1	2	3	4	5	Tot	1	2	3	4	5	Tot	1	2	3	4	5	Tot		
U.S.A.		Technical Fouls					0 0 0					0																					
1	Gaertner, Jean K.	-	1	0			1	-	1	0		1	-	4	1		5	-	3	1		4	-	0	0		0						0
2	O'Rourke, Gail Patricia	0	-	-			0	1	-	-		1	1	-	-		1	1	-	-		1	0	-	-		0						0
3	Murphy, Linda Kathleen	-	1	0			1	-	0	0		0	-	2	4		6	-	2	0		2	-	0	0		0						0
4	Galloway, Lou Sara	0	-	0			0	1	-	0		1	0	-	0		0	0	-	0		0	0	-	0		0						0
5	Thomas, Verneda Estella	0	-	-			0	0	-	-		0	1	-	-		1	0	-	-		0	0	-	-		0						0
6	Perry, Mary Margaret	0	-	-			0	2	-	-		2	1	-	-		1	1	-	-		1	0	-	-		0						0
7	Pepler, Mary Joan	0	1	0			1	0	2	0		2	1	3	0		4	1	1	2		4	0	0	1		1						1
8	Owen, Nancy	-	-	2			2	-	-	2		2	-	-	1		1	-	-	1		1	-	-	0		0						0
9	Bright, Patricia Ann	0	1	0			1	0	1	0		1	0	0	0		0	1	0	0		1	0	0	0		0						0
10	Ward, Jane Lois	-	2	2			4	-	3	1		4	-	3	1		4	-	0	1		1	-	0	0		0						0
11	Peterson, Sharon Roberta	0	0	0			0	0	0	0		0	0	0	0		0	0	0	0		0	0	0	0		0						0
12	Harwerth, Barbara Jean	0	0	0			0	3	0	0		3	0	0	0		0	1	0	0		1	0	0	0		0						0
Total		0	6	4			10	7	7	3		17	4	12	7		23	5	6	5		16	0	0	1		1						1

No.	Name	Points					Missed Points					Side out Successes					Side out Misses					Service Points				
		1	2	3	4	5	1	2	3	4	5	1	2	3	4	5	1	2	3	4	5	1	2	3	4	5
U.S.S.R.		Technical Fouls					0	0	0																	
1	Ryzhova, Antonina	0	-	-		0	2	-	-		2	2	-	-		2	1	-	-		1	0	-	-		0
2	Biltauer, Astra	-	-	-		-	-	-	-		-	-	-	-		-	-	-	-		-	-	-	-		-
3	Lukanina, Ninel	-	-	-		-	-	-	-		-	-	-	-		-	-	-	-		-	-	-	-		-
4	Buldakova, Ludmila	0	0	1		1	1	0	1		2	1	0	0		1	0	0	0		0	0	0	0		0
5	Abramova, Nelly	-	-	-		-	-	-	-		-	-	-	-		-	-	-	-		-	-	-	-		-
6	Tikhonina, Tamara	1	5	1		7	0	1	0		1	3	3	4		10	0	0	1		1	1	0	0		1
7	Kamenek, Valentina	0	1	1		2	0	0	0		0	3	1	4		8	1	1	1		3	0	3	2		5
8	Ryskal, Inna	2	1	2		5	1	0	0		1	3	2	1		6	1	3	2		6	1	0	0		1
9	Katusheva, Marita	-	-	2		2	-	-	0		0	-	-	1		1	-	-	0		0	-	-	0		0
10	Roschina, Tatyana	1	2	1		4	0	0	0		0	1	1	3		5	0	0	0		0	0	0	0		0
11	Mishak, Valentina	1	0	1		2	1	1	0		2	2	2	1		5	1	0	0		1	0	0	0		0
12	Gureeva, Ludmila	-	-	-		-	-	-	-		-	-	-	-		-	-	-	-		-	-	-	-		-
Total		5	9	9		23	5	2	1		8	15	9	14		38	4	4	4		12	2	3	2		7

U.S.S.R. v. U.S.A.
U.R.S.S contre Etats-Unis



Match No. 11 Time 13.52~15.31 **Poland 1** (4-15) **3 Japan**
 Referee Krastev, Georgi (BULGARIA) (5-15) (15-13) Umpire Davies, Glen (U.S.A.) (2-15)

No.	Name	Points					Missed Points					Side out Successes					Side out Misses					Service Points												
		1	2	3	4	5	Tot	1	2	3	4	5	Tot	1	2	3	4	5	Tot	1	2	3	4	5	Tot	1	2	3	4	5	Tot			
Poland		Technical Fouls					0	0	0	0	0	0																						
1	Czajkowska, Krystyna M.	0	1	2	0	3	1	1	3	0	5	1	0	4	0	5	2	0	0	0	0	2	0	0	0	0	0	2	0	0	0	0	0	0
2	Ledwig, Jozefa	0	0	1	1	2	0	1	1	0	2	1	3	0	1	5	1	1	0	0	0	2	0	0	0	0	0	2	0	0	0	0	0	0
3	Golimowska, Maria	0	0	-	-	0	0	1	-	-	1	0	-	-	-	0	1	0	-	-	-	1	0	0	-	-	-	1	0	0	-	-	-	0
4	Rutkowska, Jadwiga M.	0	0	2	0	2	1	0	0	0	1	0	1	1	1	2	0	0	3	1	1	4	0	0	0	0	0	4	0	0	0	0	0	0
5	Kordaczuk, Danuta	0	0	0	0	0	0	1	1	1	3	5	1	1	0	7	0	1	0	1	1	2	0	0	0	0	0	2	0	0	0	0	0	0
6	Jakubowska, Krystyna	0	0	2	0	2	1	1	0	1	3	2	7	0	11	0	1	1	0	0	2	0	0	0	0	0	2	0	0	0	0	0	0	
7	Marko, Jadwiga	0	0	0	0	0	0	1	0	1	2	3	1	2	7	0	0	0	0	0	7	0	0	0	0	0	7	0	0	0	0	0	0	
8	Sliwka, Maria	0	0	-	0	0	0	0	-	2	2	3	-	0	4	1	0	-	0	0	4	0	0	-	0	0	1	0	0	-	0	0	0	
9	Szczesniewska, Zofia A.	-	0	0	0	0	-	1	0	0	1	-	0	1	1	-	0	1	0	0	1	-	0	1	0	0	1	0	0	0	0	0	0	
10	Krupa, Krystyna	0	-	0	0	0	0	-	0	0	0	-	1	0	1	1	1	-	1	1	3	0	-	1	0	0	3	0	-	1	0	0	1	
11	Busz, Hanna Krystyna	-	-	-	-	-	-	-	-	-	-	-	-	-	-	-	-	-	-	-	-	-	-	-	-	-	-	-	-	-	-	-	-	-
12	Hermel, Barbara Wieslawa	-	-	-	-	-	-	-	-	-	-	-	-	-	-	-	-	-	-	-	-	-	-	-	-	-	-	-	-	-	-	-	-	-
Total		0	1	7	1	9	3	7	5	5	20	15	8	15	5	43	6	3	6	3	3	18	0	0	1	0	1	0	1	0	1	0	1	1

Match No. 12 Time 17.15~18.21 **Rumania 3** (15-10) **0 Korea**
 Referee Alvez, Walter (BRAZIL) (15-9) (15-6) Umpire Suemasa, Keiichi (JAPAN)

No.	Name	Points					Missed Points					Side out Successes					Side out Misses					Service Points												
		1	2	3	4	5	Tot	1	2	3	4	5	Tot	1	2	3	4	5	Tot	1	2	3	4	5	Tot	1	2	3	4	5	Tot			
Rumania		Technical Fouls					0	0	0	0	0	0																						
1	Mocan, Ana	-	-	-	-	-	-	-	-	-	-	-	-	-	-	-	-	-	-	-	-	-	-	-	-	-	-	-	-	-	-	-	-	-
3	Lazeanu, Cornelia	1	0	1	-	2	2	0	1	-	3	1	0	0	1	1	3	0	0	0	0	3	0	0	0	0	0	0	3	0	0	0	0	0
4	Todorovschi, Natalia	-	-	1	-	1	-	-	0	-	0	-	-	1	-	1	-	-	0	-	-	0	-	-	0	-	-	0	0	-	-	0	-	0
5	Ivanescu, Doina	3	4	1	-	8	1	0	0	-	1	3	4	5	12	1	1	2	-	-	4	0	0	0	0	0	0	4	0	0	0	0	0	
6	Popescu, Doina Rodica	1	1	0	-	2	0	3	1	-	4	0	0	3	3	0	3	1	-	-	4	1	1	0	0	0	2	4	1	1	0	0	2	
7	Colceru, Sonia	-	0	0	-	0	-	0	0	-	0	-	0	0	0	-	0	0	-	-	0	-	0	0	0	0	0	0	-	0	0	0	0	
8	Vanea, Lia	0	-	-	-	0	0	-	-	-	0	1	-	-	1	1	-	-	-	-	1	0	-	-	-	-	0	1	0	-	-	-	0	
9	Chezan C., Alexandrina	2	1	0	-	3	2	1	1	-	4	2	1	3	6	1	0	1	-	-	2	1	0	2	-	-	3	2	1	0	2	-	3	
10	Enculescu, Ileana	0	0	3	-	3	0	1	0	-	1	0	3	2	5	0	1	2	-	-	3	2	0	0	-	-	2	3	2	0	0	-	2	
11	Golosie, Elisabeta	1	0	1	-	2	0	1	0	-	1	4	1	0	5	2	2	4	-	-	8	2	1	2	-	-	5	8	2	1	2	-	5	
12	Stanca, Marina	-	-	-	-	-	-	-	-	-	-	-	-	-	-	-	-	-	-	-	-	-	-	-	-	-	-	-	-	-	-	-	-	
Total		8	6	7	-	21	5	6	3	-	14	11	9	14	34	8	7	10	-	-	25	6	2	4	-	-	12	25	6	2	4	-	12	

Match No. 13 Time 11.15~12.21 **Korea 0** (7-15) **3 U.S.A.**
 Referee Armasescu, Const. (RUMANIA) (13-15) (13-15) Umpire Kiyama, Ryuichi (JAPAN)

No.	Name	Points					Missed Points					Side out Successes					Side out Misses					Service Points											
		1	2	3	4	5	Tot	1	2	3	4	5	Tot	1	2	3	4	5	Tot	1	2	3	4	5	Tot	1	2	3	4	5	Tot		
Korea		Technical Fouls					0	0	0	0	0	0																					
1	Suh, Choon Kang	0	2	2	-	4	1	2	1	-	4	6	2	4	12	1	0	1	-	-	2	1	1	0	0	0	2	2	1	1	0	0	2
2	Moon, Kyung Sook	0	0	0	-	0	2	1	1	-	4	3	1	1	5	0	2	0	-	-	2	1	1	2	-	-	4	2	1	1	2	-	4
3	Ryoo, Choon Ja	1	2	1	-	4	0	0	1	-	1	1	0	0	1	0	0	0	-	-	0	0	0	0	0	0	0	0	0	0	0	0	0
4	Kim, Kil Ja	-	-	-	-	-	-	-	-	-	-	-	-	-	-	-	-	-	-	-	-	-	-	-	-	-	-	-	-	-	-	-	-
5	Oh, Soon Ok	-	-	-	-	-	-	-	-	-	-	-	-	-	-	-	-	-	-	-	-	-	-	-	-	-	-	-	-	-	-	-	-
6	Chung, Jong Uen	-	-	-	-	-	-	-	-	-	-	-	-	-	-	-	-	-	-	-	-	-	-	-	-	-	-	-	-	-	-	-	-
7	Choi, Don Hi	0	0	-	-	0	0	1	-	-	1	0	1	-	1	0	0	-	-	-	0	0	0	0	-	-	0	0	0	0	-	-	0
8	Hong, Nam Sun	-	-	-	-	-	-	-	-	-	-	-	-	-	-	-	-	-	-	-	-	-	-	-	-	-	-	-	-	-	-	-	-
9	Oh, Chung Ja	0	1	0	-	1	0	0	1	-	1	0	0	0	0	0	0	0	-	-	0	0	0	0	0	0	0	0	0	0	0	0	0
10	Yoon, Jung Sook	-	0	0	-	0	-	0	0	-	0	-	0	1	1	-	1	0	-	-	1	-	0	0	-	-	0	1	-	0	0	-	0
11	Kwak, Ryong Ja	0	0	1	-	1	0	2	0	-	2	0	0	0	0	0	0	0	-	-	0	0	0	0	0	0	0	0	0	0	0	0	0
12	Lee, Keun Soo	1	0	0	-	1	0	0	1	-	1	1	1	2	4	0	1	0	-	-	1	0	3	0	-	-	3	1	0	3	0	-	3
Total		2	5	4	-	11	3	6	5	-	14	11	5	8	24	1	4	1	-	-	6	2	5	2	-	-	9	6	2	5	2	-	9

No.	Name	Points					Missed Points					Side out Successes					Side out Misses					Service Points										
		1	2	3	4	5	Tot	1	2	3	4	5	Tot	1	2	3	4	5	Tot	1	2	3	4	5	Tot	1	2	3	4	5	Tot	
	Japan	Technical Fouls					0	0	0	0	0	0																				
1	Kasai, Masae	0	1	0	1	2	0	0	0	1	0	1	1	2	1	0	4	1	1	0	0	2	0	0	0	0	0					
2	Miyamoto, Emiko	1	1	1	1	4	0	1	0	0	0	1	1	0	1	2	4	2	1	0	1	4	0	0	0	0	0					
3	Tanida, Kinuko	6	1	0	4	11	2	1	3	0	0	6	4	3	5	4	16	1	0	0	2	3	0	0	0	0	0					
4	Handa, Yuriko	1	0	3	1	5	1	0	1	1	1	3	2	0	3	1	6	1	0	1	1	3	1	0	1	0	2					
5	Matsumura, Yoshiko	2	0	0	1	3	1	0	1	0	0	2	1	0	0	0	1	1	2	3	2	8	0	1	0	0	1					
6	Isobe, Sata	1	1	2	2	6	0	1	0	0	0	1	7	4	6	1	18	1	2	5	0	8	0	1	0	0	1					
9	Matsumura, Katsumi	0	1	1	0	2	0	1	1	0	0	2	1	2	0	0	3	0	0	0	0	0	0	1	0	0	1					
7	Shinozaki, Yoko	-	-	-	-	-	-	-	-	-	-	-	-	-	-	-	-	-	-	-	-	-	-	-	-	-	-					
8	Sasaki, Setsuko	-	-	0	-	0	-	-	0	-	-	0	-	-	2	-	2	-	-	0	-	0	-	-	0	-	0					
10	Fujimoto, Yuko	-	-	-	-	-	-	-	-	-	-	-	-	-	-	-	-	-	-	-	-	-	-	-	-	-	-					
11	Kondo, Masako	-	-	-	-	-	-	-	-	-	-	-	-	-	-	-	-	-	-	-	-	-	-	-	-	-	-					
12	Shibuki, Ayano	-	-	0	-	0	-	-	0	-	-	0	-	-	0	-	0	-	-	0	-	0	-	-	0	-	0					
	Total	11	5	7	10	33	4	4	7	1	16	17	11	18	8	54	7	6	9	6	28	1	3	1	0	5						

No.	Name	Points					Missed Points					Side out Successes					Side out Misses					Service Points										
		1	2	3	4	5	Tot	1	2	3	4	5	Tot	1	2	3	4	5	Tot	1	2	3	4	5	Tot	1	2	3	4	5	Tot	
	Korea	Technical Fouls					0	0	0			0																				
1	Suh, Choon Kang	3	1	1		5	0	4	0			4	4	2	5		11	0	0	1		1	0	0	2		2					
2	Moon, Kyung Sook	0	1	0		1	0	1	0			1	1	0	0		1	0	1	1		2	0	0	0		0					
3	Ryoo, Choon Ja	1	0	0		1	0	1	2			3	1	0	0		1	1	0	0		1	0	0	0		0					
4	Kim, Kil Ja	-	-	-		-	-	-	-			-	-	-	-		-	-	-	-		-	-	-	-		-					
5	Oh, Soon Ok	0	0	0		0	0	1	0			1	0	0	0		0	0	0	0		0	0	0	0		0					
6	Chung, Jong Uen	-	-	-		-	-	-	-			-	-	-	-		-	-	-	-		-	-	-	-		-					
7	Choi, Don Hi	0	0	0		0	1	0	0			1	0	0	1		1	1	0	0		1	0	0	0		0					
8	Hong, Nam Sun	-	0	-		0	-	0	-			0	-	0	-		0	-	1	-		1	-	0	-		0					
9	Oh, Chung Ja	0	0	0		0	0	0	0			0	0	0	0		0	0	0	0		0	0	0	0		0					
10	Yoon, Jung Sook	-	0	0		0	-	0	1			1	-	0	1		1	-	0	0		0	-	0	0		0					
11	Kwak, Ryong Ja	0	-	-		0	0	-	-			0	0	-	-		0	0	-	-		0	0	-	-		0					
12	Lee, Keun Soo	1	1	0		2	0	0	1			1	0	3	1		4	2	1	3		6	0	0	0		0					
	Total	5	3	1		9	1	7	4			12	6	5	8		19	4	3	5		12	0	0	2		2					

No.	Name	Points					Missed Points					Side out Successes					Side out Misses					Service Points										
		1	2	3	4	5	Tot	1	2	3	4	5	Tot	1	2	3	4	5	Tot	1	2	3	4	5	Tot	1	2	3	4	5	Tot	
	U.S.A.	Technical Fouls					0	0	0			0																				
1	Gaertner, Jean K.	5	2	3		10	0	2	4			6	7	3	2		12	2	2	2		6	0	0	2		2					
2	O' Rourke, Gail Patricia	-	-	-		-	-	-	-			-	-	-	-		-	-	-	-		-	-	-	-		-					
3	Murphy, Linda Kathleen	2	5	2		9	0	0	0			0	2	4	5		11	1	2	0		3	1	0	0		1					
4	Galloway, Lou Sara	-	-	-		-	-	-	-			-	-	-	-		-	-	-	-		-	-	-	-		-					
5	Thomas, Verneda Estella	-	-	-		-	-	-	-			-	-	-	-		-	-	-	-		-	-	-	-		-					
6	Perry, Mary Margaret	-	-	-		-	-	-	-			-	-	-	-		-	-	-	-		-	-	-	-		-					
7	Peppler, Mary Joan	-	-	0		0	-	-	2			2	-	-	3		3	-	-	2		2	1	1	0		0					
8	Owen, Nancy	2	0	0		2	3	1	0			4	3	1	1		5	2	1	0		3	0	1	0		1					
9	Bright, Patricia Ann	0	0	0		0	0	0	0			0	1	0	0		1	1	0	1		2	1	0	0		1					
10	Ward, Jane Lois	0	0	3		3	0	0	1			1	4	1	1		6	0	1	0		1	1	0	0		1					
11	Peterson, Sharon Roberta	0	1	0		1	0	0	0			0	0	0	0		0	1	1	0		2	0	0	0		0					
12	Harwerth, Barbara Jean	-	-	-		-	-	-	-			-	-	-	-		-	-	-	-		-	-	-	-		-					
	Total	9	8	8		25	3	3	7			13	17	9	12		38	7	7	5		19	3	1	2		6					

Match No. 14 Time 19.15~20.23 **Rumania 0** (7—15) **3** **Poland** (6—15)
 Referee Kettner, (CZECHSLV) (8—15) Umpire Davies, Glen (U.S.A.)

No.	Name	Points					Missed Points					Side out Successes					Side out Misses					Service Points									
		1	2	3	4	5	1	2	3	4	5	1	2	3	4	5	1	2	3	4	5	1	2	3	4	5					
Rumania		Technical Fouls					0	0	0	0																					
1	Mocan, Ana	1	1	-	-	-	2	0	1	-	-	1	0	2	-	-	2	0	1	-	-	1	0	0	-	-	0	0	0	-	-
3	Lazeanu, Cornelia	0	0	0	-	-	0	0	1	0	-	1	0	1	2	-	3	0	0	0	-	0	0	0	0	-	0	0	0	0	-
4	Todorovschi, Natalia	-	-	0	-	-	0	-	-	1	-	1	-	-	2	-	2	-	-	2	-	2	-	-	0	-	0	0	0	0	-
5	Ivanescu, Doina	1	2	1	-	-	4	0	2	1	-	3	4	3	4	-	11	0	1	0	-	1	0	0	0	-	0	0	0	0	-
6	Popescu, Doina Rodica	0	0	2	-	-	2	0	0	1	-	1	0	0	1	-	1	2	1	0	-	3	0	0	0	-	0	0	0	0	-
7	Colceru, Sonia	0	0	-	-	-	0	0	0	-	-	0	0	0	-	-	0	2	0	-	-	2	0	0	-	-	0	0	0	-	-
8	Vanea, Lia	1	0	1	-	-	2	0	0	0	-	0	5	2	1	-	8	1	1	1	-	3	0	1	0	-	1	0	0	0	-
9	Chezan C., Alexandrina	1	1	0	-	-	2	0	1	0	-	1	2	2	2	-	6	3	2	1	-	6	0	0	1	-	1	0	0	0	-
10	Enculescu, Ileana	-	0	-	-	-	0	-	1	-	-	1	-	0	-	-	0	-	0	-	-	0	-	0	-	-	0	0	0	0	-
11	Golosie, Elisabeta	0	-	1	-	-	1	0	-	1	-	1	0	-	3	-	3	3	-	1	-	4	0	-	0	-	0	0	0	0	-
12	Stanca, Marina	-	-	-	-	-	-	-	-	-	-	-	-	-	-	-	-	-	-	-	-	-	-	-	-	-	-	-	-	-	-
Total		4	4	5	-	-	13	0	6	4	-	10	11	10	15	-	36	11	6	5	-	22	0	1	1	-	2	0	0	0	-

No.	Name	Points					Missed Points					Side out Successes					Side out Misses					Service Points									
		1	2	3	4	5	1	2	3	4	5	1	2	3	4	5	1	2	3	4	5	1	2	3	4	5					
Poland		Technical Fouls					0	0	0	0																					
1	Czajkowska, Krystyna M.	2	1	0	-	-	3	0	0	0	-	0	1	1	5	-	7	4	1	0	-	5	0	0	0	-	0	0	0	0	-
2	Ledwig, Jozefa	-	-	-	-	-	-	-	-	-	-	-	-	-	-	-	-	-	-	-	-	-	-	-	-	-	-	-	-	-	-
3	Golimowska, Maria	1	1	1	-	-	3	2	0	1	-	3	0	0	2	-	2	2	0	2	-	4	0	0	0	-	0	0	0	0	-
4	Rutkowska, Jadwiga M.	-	-	-	-	-	-	-	-	-	-	-	-	-	-	-	-	-	-	-	-	-	-	-	-	-	-	-	-	-	-
5	Kordaczuk, Danuta	1	0	1	-	-	2	0	1	1	-	2	1	1	2	-	4	0	0	1	-	1	0	1	0	-	1	0	0	0	-
6	Jakubowska, Krystyna	4	2	4	-	-	10	1	0	0	-	1	3	1	1	-	5	1	2	2	-	5	2	0	1	-	3	0	0	0	-
7	Marko, Jadwiga	3	1	3	-	-	7	0	0	0	-	0	3	3	3	-	9	2	0	2	-	4	1	0	0	-	1	0	0	0	-
8	Sliwka, Maria	1	2	0	-	-	3	0	0	0	-	0	1	2	4	-	7	0	0	0	-	0	0	1	1	-	2	0	0	0	-
9	Szczesniewska, Zofia A.	-	-	0	-	-	0	-	-	0	-	0	-	-	0	-	0	-	-	0	-	0	-	-	0	-	0	0	0	0	-
10	Krupa, Krystyna	-	-	-	-	-	-	-	-	-	-	-	-	-	-	-	-	-	-	-	-	-	-	-	-	-	-	-	-	-	-
11	Busz, Hanna Krystyna	-	-	-	-	-	-	-	-	-	-	-	-	-	-	-	-	-	-	-	-	-	-	-	-	-	-	-	-	-	-
12	Hermel, Barbara Wieslawa	-	-	-	-	-	-	-	-	-	-	-	-	-	-	-	-	-	-	-	-	-	-	-	-	-	-	-	-	-	-
Total		12	7	9	-	-	28	3	1	2	-	6	9	8	17	-	34	9	3	7	-	19	3	2	2	-	7	0	0	0	-

Match No. 15 Time 19.36~21.06 **Japan 3** (15—11) **0** **U.S.S.R.** (15—8)
 Referee Kettner, (CZECHSLV) (15—13) Umpire Ormai, Laszlo (HUNGARY)

No.	Name	Points					Missed Points					Side out Successes					Side out Misses					Service Points									
		1	2	3	4	5	1	2	3	4	5	1	2	3	4	5	1	2	3	4	5	1	2	3	4	5					
Japan		Technical Fouls					0	0	0	0																					
1	Kasai, Masae	2	1	2	-	-	5	1	0	0	-	1	0	0	2	-	2	0	0	0	-	0	0	0	0	-	0	0	0	0	-
2	Miyamoto, Emiko	1	2	1	-	-	4	1	0	0	-	1	0	0	3	-	3	0	0	0	-	0	0	2	0	-	2	0	0	0	-
3	Tanida, Kinuko	1	1	2	-	-	4	1	0	1	-	2	6	3	2	-	11	0	0	2	-	2	1	0	0	-	1	0	0	0	-
4	Handa, Yuriko	2	0	2	-	-	4	0	0	0	-	0	2	0	5	-	7	3	0	1	-	4	0	0	0	-	0	0	0	0	-
5	Matsumura, Yoshiko	0	2	1	-	-	3	1	2	0	-	3	0	1	3	-	4	2	1	1	-	4	1	1	1	-	3	0	0	0	-
6	Isobe, Sata	2	1	2	-	-	5	1	1	1	-	3	7	3	5	-	15	0	0	0	-	0	0	0	1	-	1	0	0	0	-
7	Matsumura, Katsumi	-	-	-	-	-	-	-	-	-	-	-	-	-	-	-	-	-	-	-	-	-	-	-	-	-	-	-	-	-	-
8	Shinozaki, Yoko	-	-	-	-	-	-	-	-	-	-	-	-	-	-	-	-	-	-	-	-	-	-	-	-	-	-	-	-	-	-
9	Sasaki, Setsuko	-	-	-	-	-	-	-	-	-	-	-	-	-	-	-	-	-	-	-	-	-	-	-	-	-	-	-	-	-	-
10	Fujimoto, Yuko	-	-	-	-	-	-	-	-	-	-	-	-	-	-	-	-	-	-	-	-	-	-	-	-	-	-	-	-	-	-
11	Kondo, Masako	-	-	-	-	-	-	-	-	-	-	-	-	-	-	-	-	-	-	-	-	-	-	-	-	-	-	-	-	-	-
12	Shibuki, Ayano	0	-	0	-	-	0	0	-	0	-	0	0	-	0	-	0	0	-	0	-	0	0	-	0	-	0	0	-	0	-
Total		8	7	10	-	-	25	5	3	2	-	10	15	7	20	-	42	5	1	4	-	10	2	3	2	-	7	0	0	0	-



Poland V Rumania
Pologne contre Roumanie

No.	Name	Points					Missed Points					Side out Successes					Side out Misses					Service Points				
		1	2	3	4	5	Tot	1	2	3	4	5	Tot	1	2	3	4	5	Tot	1	2	3	4	5	Tot	
	U.S.S.R.																									
	Technical Fouls						0	0	0			0														
1	Ryzhova, Antonina	0	0	1			1	2	0	0		2	1	1	1		3	1	0	0		1	0	0	0	0
2	Biltauer, Astra	-	-	-			-	-	-	-		-	-	-	-		-	-	-	-		-	-	-	-	
3	Lukanina, Ninel	-	-	-			-	-	-	-		-	-	-	-		-	-	-	-		-	-	-	-	
4	Buldakova, Ludmila	0	1	0			1	1	0	0		1	0	2	1		3	0	0	0		0	0	0	0	0
5	Abramova, Nelly	-	0	0			0	-	0	0		0	-	0	0		0	-	0	0		0	-	0	0	0
6	Tikhonina, Tamara	0	0	-			0	0	0	-		0	2	0	-		2	0	0	-		0	0	0	-	0
7	Kamenek, Valentina	1	0	1			2	0	2	1		3	4	1	5		10	1	1	0		2	0	1	0	1
8	Ryskal, Inna	1	3	1			5	2	1	0		3	6	3	4		13	2	2	0		4	1	0	2	3
9	Katusheva, Marita	-	-	-			-	-	-	-		-	-	-	-		-	-	-	-		-	-	-	-	-
10	Roschina, Tatyana	0	0	1			1	0	0	1		1	1	1	0		2	0	3	0		3	0	0	1	1
11	Mishak, Valentina	3	0	3			6	0	2	1		3	2	4	3		9	3	1	0		4	0	0	1	1
12	Gureeva, Ludmila	-	0	0			0	-	0	0		0	-	1	1		2	-	0	0		0	-	0	0	0
	Total	5	4	7			16	5	5	3		13	16	13	15		44	7	7	0		14	1	1	4	6

LADIES LEAGUE CLASSIFICATION—Classification des équipes de femmes

No.	COUNTRY	JPN	KOR	POL	RUM	USA	URS	Matches			Sets		Points		Match Points	Place
								Tot	W.	L.	W.	L.	W.	L.		
1	JAPAN		○	○	○	○	○	5	5	0	15	1	238	93	10	1
		3:0	3:1	3:0	3:0	3:0										
2	KOREA	X		X	X	X	X	5	0	5	0	15	94	225	5	6
		0:3		0:3	0:3	0:3	0:3									
3	POLAND	X	○		○	○	X	5	3	2	10	6	180	162	8	3
		1:3	3:0		3:0	3:0	0:3									
4	RUMANIA	X	○	X		○	X	5	2	3	6	9	140	172	7	4
		0:3	3:0	0:3		3:0	0:3									
5	U.S.A.	X	○	X	X		X	5	1	4	3	12	98	213	6	5
		0:3	3:0	0:3	0:3		0:3									
6	U.S.S.R.	X	○	○	○	○		5	4	1	12	3	212	97	9	2
		0:3	3:0	3:0	3:0	3:0										



The men's Volley-Ball events U.S.S.R, (blue uniforms) v. Netherlands (red)



Men's Volley-Ball Hungary (two stripe uniforms) v. Japan (white)



In the women's events U.S.S.R. v. Japan







The medal awarding ceremony

- ① Japan
- ② U.S.S.R.
- ③ Poland



Water-Polo

Chairman B. Rajki (HUNGARY)

Vice-Chairman

V. Polic (YUGOSLAV)

Hon. Secretary

C. W. Plant (BRITAIN)

Ogawa, Michiro (JAPAN)

Interpreter A. Grundland (URUGUAY)

I.W.P.B. Members

M. Segura (ARGENTINA)

A. Codeca (ITALY)

J. Mahoney (U.S.A.)

T. Battalle (SPAIN)

H. Said (U.A.R.)

A. Kristiakovski (U.S.S.R.)

W. B. Phillips (AUSTRALIA)

H. Winglee (HONGKONG)

Refrees J. Dirnweber (AUSTRIA)

J. Bauwens (BELGIUM)

A. Costa (ITALY)

M. Manguillot (SPAIN)

J. Brandi (HUNGARY)

S. Greller (U.S.A.)

L. Varkoni (U.S.A.)

W. Fangero (GERMANY)

A. Lanbasa (YUGOSLAV)

H. G. De Kok (NETHLAND)

H. Said (U.A.R.)

A. Fuchs (BELGIUM)

C. H. Angerhausen (BELGIUM)

C. K. Woo (HONGKONG)

K. F. Chan (HONGKONG)

Y. H. Kim (KOREA)

Natori, Masaya (JAPAN)

C. B. Phillips (AUSTRALIA)

G. R. Woods (AUSTRALIA)

E. Semenov (U.S.S.R.)

N. Nicolaescu (RUMANIA)

Matsumoto, Shun (JAPAN)

Dragan (RUMANIA)

Y. E. El Din (U.A.R.)

Honikman (S. AFRICA)

N. Prostiakov (U.S.S.R.)

R. Wilson (RHODESIA)

Kotani, Yasuji (JAPAN)

Schedule

	Time		Countries	Game No.
Oct./11 (Sun.)				
A.M.	10.00~ 12.30	1. Elimination Rounds	NLD—BRA	No. 4
		2. " "	ITA—RUM	No. 5
P.M.	16.30~ 20.00	3. Elimination Rounds	URS—AUS	No. 6
		4. " "	HUN—UAR	No. 7
		5. " "	YUS—USA	No. 8
Oct./12 (Mon.)				
A.M.	10.00~ 12.30	6. Elimination Rounds	ITA—JAN	No. 9
		7. " "	URS—GER	No. 10
P.M.	16.30~ 20.00	8. Elimination Rounds	HUN—BEL	No. 11
		9. " "	YUS—NLD	No. 12
		10. " "	USA—BRA	No. 16
Oct./13 (Tues.)				
A.M.	10.00~ 12.30	11. Elimination Rounds	YUS—BRA	No. 20
		12. " "	RUM—JAN	No. 21
P.M.	16.30~ 20.00	13. Elimination Rounds	AUS—GER	No. 22
		14. " "	UAR—BEL	No. 23
		15. " "	USA—NLD	No. 24

	Time		Countries	Game No.
Oct./14 (Wed.)				
P.M.	13.00~ 16.30	1. Semi-Final Rounds	YUS—BEL	No. 26
		2. " "	ITA—URS	No. 27
		3. " "	RUM—GER	No. 28
Oct./15 (Thur.)				
P.M.	13.00~ 16.30	4. Semi-Final Rounds	ITA—GER	No. 29
		5. " "	RUM—URS	No. 30
		6. " "	NLD—BEL	No. 31
Oct./17 (Sat.)				
P.M.	13.00~ 16.30	1. Final Round	ITA—HUN	No. 33
		2. 5~8 Placing Round	RUM—NLD	No. 34
		3. " "	GER—BEL	No. 35
Oct./18 (Sun.)				
P.M.	13.00~ 16.30	1. Final Round	ITA—YUS	No. 37
		2. 5~8 Placing Round	RUM—BEL	No. 38
		3. " "	GER—NLD	No. 39

Missing Game No. 1, 2, 3, 13, 14, 15, 17, 18 and 19 were because of decreased participation (from 16 to 13 teams)

Group	Team 1	Team 2	Team 3	Team 4	Games	Won	Tied	Lost	Disq	Goals	Opposite Goals	Match Points	Place
Group A	ITALY	RUMANIA	JAPAN		2	2	0	0	0	9	6	4	1
	ITALY	*	4—3	5—3	2	1	0	1	0	12	8	2	2
	RUMANIA	3—4	*	9—4	2	0	0	2	0	7	14	0	3
Group B	U.S.S.R.	AUSTRALIA	GERMANY		2	2	0	0	0	9	2	4	1
	U.S.S.R.	*	6—0	3—2	2	0	0	2	0	1	9	0	3
	AUSTRALIA	0—6	*	1—3	2	1	0	1	0	5	4	2	2
Group C	YUGOSLAV	U.S.A.	NETHLAND	BRAZIL	3	3	0	0	0	17	3	6	1
	YUGOSLAV	*	2—1	7—2	3	1	0	2	0	12	9	2	3
	U.S.A.	1—2	*	4—6	7—1	3	2	0	1	0	11	13	4
	NETHLAND	2—7	6—4	*	3—2	3	0	0	3	0	3	18	0
Group D	HUNGARY	U.A.R.	BELGIUM		2	2	0	0	0	16	1	4	1
	HUNGARY	*	11—1	5—0	2	0	0	2	0	6	19	0	3
	U.A.R.	1—11	*	5—8	2	1	0	1	0	8	10	2	2
	BELGIUM	0—5	8—5	*									
Semi-Final A, B Group	ITALY	RUMANIA	U.S.S.R.	GERMANY	3	2	0	1	0	6	6	4	2
	ITALY	*	(4—3)	0—2	2—1	3	1	1	1	0	10	10	3
	RUMANIA	(3—4)	*	2—2	5—4	3	2	1	0	0	7	4	5
	U.S.S.R.	2—0	2—2	*	(3—2)	3	0	0	3	0	7	10	0
Semi-Final C, D Group	YUGOSLAV	NETHLAND	HUNGARY	BELGIUM	3	2	1	0	0	17	8	5	1
	YUGOSLAV	*	(7—2)	4—4	6—2	3	1	0	2	0	14	18	2
	NETHLAND	(2—7)	*	5—6	7—5	3	2	1	0	0	15	9	5
	HUNGARY	4—4	6—5	*	(5—0)	3	0	0	3	0	7	18	0
5~8 Places Group	RUMANIA	GERMANY	NETHLAND	BELGIUM	3	2	0	1	0	14	10	4	5
	RUMANIA	*	(5—4)	6—1	3—5	3	2	0	1	0	14	12	4
	GERMANY	(4—5)	*	5—4	5—3	3	1	0	2	0	12	16	2
	NETHLAND	1—6	4—5	*	(7—5)	3	1	0	2	0	13	15	2
1~4 Places Group	U.S.S.R.	ITALY	YUGOSLAV	HUNGARY	3	1	0	2	0	4	7	2	3
	U.S.S.R.	*	(2—0)	0—2	2—5	3	0	0	3	0	2	7	0
	ITALY	(0—2)	*	1—2	1—3	3	2	1	0	0	8	5	5
	YUGOSLAV	2—0	2—1	*	(4—4)	3	2	1	0	0	12	7	5
HUNGARY	5—2	3—1	(4—4)	*	3	2	1	0	0				

Previous Olympic Winners

1900	BRITAIN	1924	FRANCE	1948	ITALY
1908	BRITAIN	1928	GERMANY	1952	HUNGARY
1912	BRITAIN	1932	HUNGARY	1956	HUNGARY
1920	BRITAIN	1936	HUNGARY	1960	ITALY

Match No. 4 First Round League Group C Tokyo Metro. Indoor Swimming Pool Oct. 11
 Time 10.00 **BRAZIL 2** (1—1) **3 NETHERLANDS** Referee —Semenov, E. U.S.S.R.
 Weather—Fine (0—1) Goal Judge —Matsumoto, S. JAPAN
 I. Temp.—24.0°C (0—0) —Brandi, J. HUNGARY
 W. Temp.—24.2°C (1—1) Time Keeper—Nicolaeescu, N. RUMANIA
 Leather Ball

Cap No.	Name	Position				Goals	P.T.	M.F.	Cap No.	Name	Position				Goals	P.T.	M.F.		
		(1)	(2)	(3)	(4)					(1)	(2)	(3)	(4)						
1	Daniel, Luiz	*	*	*	*	0	0	0	1	Hermesen, Hendrik Willem	*	*	*	*	0	0	0		
2	Cochrane Filho, Oswaldo	*	*	*	*	0	0	3	2	Leenards, Abraham C. W.	*	*	*	*	0	0	0		
3	Kesselring Carotini, P.	*	*	*	*	0	0	0	3	Van Spingelen, Willem	*	*	*	*	1	0	2		
4	Pinciroli Junior, Pedro	*	*	*	*	0	0	0	4	Wormgoor, Gerardus H.	*	*	*	*	0	0	0		
5	Kelly Dos Santos, Marvio	*	*	*	*	1	0	0	5	Van Dorp, Alfred Carel	*	*	*	*	1	0	1		
6	Szabo, Aladar	*	*	*	*	1	0	1	6	Vriend, Henri Gerard	*	*	*	*	0	0	0		
7	Goncalves Filho, Joao	*				0	0	0	7	Van Der Voet, Nicolaas M.	*	*	*	*	1	0	0		
8	Grijo Filho, Adhemar				*	0	0	0	8	Vriend, Willem Jan F.				*	0	0	0		
9	Kesselring Carotini, Ivo					0	0	0	9	Muller, Johan Arnoldus			*	*	0	0	0		
10	Borges Nogueira, Ney					0	0	0	10	Bultman, Jan Arend					0	0	0		
11	Stuart Bell, Rodney		*	*	*	0	0	0	11	Kniest, Lambertus G.					0	0	0		
						Total	2	0	4							Total	3	0	3

Goal Getters

Period	Time	Name	Period	Time	Name
1st	2'29"	Szabo, Aladar	1st	2'10"	Van Spingelen, Willem
4th	2'47"	Kelly Dos Santos, Marvio	2nd	1'50"	Van Dorp, Alfred Carel
			4th	3'05"	Van Der Voet, Nicolaas M.

Player Ordered from Water

Period	Time	Name	Period	Time	Name
1st	4'48"	Szabo, Aladar	1st	4'48"	Van Spingelen, Willem
2nd	1'19"	Cochrane Filho, Oswaldo	3rd	4'02"	Van Dorp, Alfred Carel
3rd	4'02"	Cochrane Filho, Oswaldo	4th	2'13"	Van Spingelen, Willem
4th	4'46"	Cochrane Filho, Oswaldo			

Water-Polo team winners—Les vainqueurs de l'épreuve d'équipe de Water-Polo

① HUNGARY ② CZECHSLV ③ U.S.S.R.



Match No. 5 First Round League Group A

Time 11.10 **ITALY 4 (2-0) 3 RUMANIA**
 Weather—Fine (0-2)
 I. Temp.—24.0°C (2-0)
 W. Temp.—24.2°C (0-1)
 Leather Ball

Tokyo Metro. Indoor Swimming Pool Oct. 11

Referee —Dirnweber, J AUSTRIA
 Goal Judge —Said, H. U.A.R.
 —Segura, M. J. ARGENTIN
 Time Keeper—Fuchs, A. BELGIUM

Cap No.	Name	Position				Goals	P.T.	M.F.	Cap No.	Name	Position				Goals	P.T.	M.F.
		(1)	(2)	(3)	(4)						(1)	(2)	(3)	(4)			
1	Rossi, Dante	*	*	*	*	0	0	0	1	Stefanescu, Mircea	*	*	*	*	0	0	0
2	D'Altrui, Giuseppe	*	*	*	*	1	0	1	2	Grintescu, Anatolie	*	*	*	*	2	1	0
3	Pizzo, Eraldo	*	*	*	*	3	0	2	3	Zahan, Aurel	*	*	*	*	0	0	0
4	Lonzi, Gianni	*	*	*	*	0	0	0	4	Szabo, Alexandru	*	*	*	*	0	0	1
5	Lavoratori, Franco				*	0	0	0	5	Kroner, Stefan	*	*	*	*	1	0	1
6	Bardi, Danio		*			0	0	0	6	Firoiu, Nicolae	*	*	*	*	0	0	0
7	Parmegiani, Rosario	*		*		0	0	1	7	Novac, Gruia	*	*	*	*	0	0	1
8	Cevasco, Mario	*	*	*	*	0	0	0	8	Marculescu, Cornel	*	*	*	*	0	0	1
9	Dennerlein, Federico	*	*	*	*	0	0	1	9	Kuliniac, Iosif	*	*	*	*	0	0	1
10	Guerrini, Giancarlo					0	0	0	10	Lita, Cosma					0	0	0
11	Spinola, Alberto					0	0	0	11	Muresanu, Emil					0	0	0
					Total	4	0	5						Total	3	1	5

Goal Getters

Period	Time	Name	Period	Time	Name
1st	2'19"	Pizzo, Eraldo	2nd	1'50"	Grintescu, Anatolie
	4'19"	D'Altrui, Giuseppe		3'57"	Grintescu, Anatolie
3rd	1'45"	Pizzo, Eraldo	4th	4'58"	Kroner, Stefan
	3'04"	Pizzo, Eraldo			

Player Ordered from Water

Period	Time	Name	Period	Time	Name
1st	1'58"	Parmegiani, Rosario	1st	0'50"	Marculescu, Cornel
	3'54"	Pizzo, Eraldo		2'10"	Kuliniac, Iosif
	4'36"	Dennerlein, Federico		4'43"	Szabo, Alexandru
2nd	3'42"	Pizzo, Eraldo	2nd	2'35"	Kroner, Stefan
			3rd	1'17"	Novac, Gruia

Match No. 6 First Round League Group B

Time 16.30 **U.S.S.R. 6 (1-0) 0 AUSTRALIA**
 Weather—Fine (1-0)
 I. Temp.—23.5°C (2-0)
 W. Temp.—24.9°C (2-0)
 Leather Ball

Tokyo Metro. Indoor Swimming Pool Oct. 11

Referee —Manguillot, M. SPAIN
 Goal Judge —De Kok, H. G. NETHLAND
 —Chan, Kom Fui HONGKONG
 Time Keeper—Dirnweber, J. AUSTRIA

Cap No.	Name	Position				Goals	P.T.	M.F.	Cap No.	Name	Position				Goals	P.T.	M.F.
		(1)	(2)	(3)	(4)						(1)	(2)	(3)	(4)			
1	Grabovsky, Igor			*	*	0	0	0	1	Withers, Michael Rodney	*	*	*	*	0	0	0
2	Kuznetsov, Vladimir	*		*	*	2	0	0	2	Hoad, Thomas Henry	*	*	*	*	0	0	0
3	Grishin, Boris		*	*	*	1	0	1	3	Mills, Ian Alexander	*	*	*	*	0	0	0
4	Popov, Boris	*	*			0	0	0	4	Peirce, Edward John	*	*	*	*	0	0	0
5	Kalashnikov, Nikolay	*	*		*	0	0	0	5	Barnes, Nicol	*	*	*	*	0	0	2
6	Bortkevich, Zenon	*	*			0	0	0	6	Wiegard, Leon Albert	*	*	*	*	0	0	1
7	Kuznetsov, Nicolay	*	*	*	*	0	0	0	7	Nunn, Leslie Ernest	*	*	*	*	0	0	1
8	Semionov, Vladimir		*	*	*	2	2	1	8	Hammond, Stanley R. A.		*	*	*	0	0	0
9	Ageev, Victor		*	*	*	0	0	0	9	McAtee, William Anthony	*	*	*	*	0	0	0
10	Dsipov, Leonid	*	*		*	1	0	0	10	Phillips, William J. B.					0	0	0
11	Yegorov, Eduard	*	*			0	0	0	11	Samuel, Graeme Leslie				*	0	0	0
					Total	6	2	2						Total	0	0	4

Goal Getters

Period	Time	Name	Period	Time	Name
1st	3'40"	Kuznetsov, Vladimir			None
2nd	4'56"	Grishin, Boris			
3rd	2'10"	Kuznetsov, Vladimir			
	3'44"	Semionov, Vladimir			
4th	1'29"	Osipov, Leonid			
	4'52"	Semionov, Vladimir			

Player Ordered from Water

Period	Time	Name	Period	Time	Name
4th	1'26"	Semionov, Vladimir	1st	2'39"	Wiegard, Leon Albert
	3'32"	Osipov, Leonid	4th	1'26"	Nunn, Leslie Ernest
				4'32"	Barnes, Nicol

Match No. 7 First Round League Group D

Time 17.40 **HUNGARY 11** (2—1) **1 U.A.R.**
 Weather—Fine (3—0)
 I. Temp.—23.5°C (2—1)
 W. Temp.—24.9°C (4—0)
 Leather Ball

Tokyo Metro. Indoor Swimming Pool Oct. 11

Referee —Segura, M. J. ARGENTINA
 Goal Judge —Phillips, C. B. AUSTRALIA
 —Natori, M JAPAN
 Time Keeper—Dragan RUMANIA

Cap No.	Name	Position				Goals	P.T.	M.F.
		(1)	(2)	(3)	(4)			
1	Boros, Otto	*	*	*	*	0	0	0
2	Mayer, Mihaly	*	*	*	*	0	0	1
3	Felkai, Laszlo	*	*	*	*	2	0	0
4	Rusoran, Peter	*	*	*	*	2	0	0
5	Konrad II, Janos	*	*	*	*	1	0	0
6	Domotor, Zoltan	*	*	*	*	1	0	1
7	Karpati, Gyorgy	*	*	*	*	1	0	0
8	Gyarmati, Dezso	*	*	*	*	1	0	0
9	Kanizsa, Tivadar	*	*	*	*	1	0	0
10	Pocsik, Denes	*	*	*	*	1	0	0
11	Bodnar, Andras	*	*	*	*	1	0	0
Total						11	0	2

Cap No.	Name	Position				Goals	P.T.	M.F.
		(1)	(2)	(3)	(4)			
1	Kalil, Mohamed	*	*	*	*	0	0	0
2	Soliman, Mohamed	*	*	*	*	0	0	0
3	Elgamal, Hussein	*	*	*	*	0	0	1
4	Amin, Abdelrahman	*	*	*	*	1	0	0
5	Elsayed, Sami	*	*	*	*	0	0	0
6	Kourched, Hazem	*	*	*	*	0	0	0
7	Gamil, Ashraf	*	*	*	*	0	0	0
8	Elmealem, Adel	*	*	*	*	0	0	0
9	Amr, Mamdouh	*	*	*	*	0	0	0
10	Farag, Goubran	*	*	*	*	0	0	0
Total						1	0	1

Goal Getters

Period	Time	Name
1st	0'30"	Konrad II., Janos
	3'29"	Rusoran, Peter
2nd	1'02"	Domotor, Zoltan
	2'01"	Rusoran, Peter
	2'59"	Karpati, Gyorgy
3rd	3'30"	Pocsik, Denes
	4'24"	Bodnar, Andras
4th	1'12"	Kanizsa, Tivadar
	3'15"	Gyarmati, Dezso
	4'00"	Felkai, Laszlo
	4'43"	Felkai, Laszlo

Period	Time	Name
3rd	1'17"	Amin, Abdelrahman

Player Ordered from Water

Period	Time	Name
2nd	2'40"	Domotor, Zoltan
	4'56"	Mayer, Mihaly

Period	Time	Name
2nd	2'40"	Elgamal, Hussein

Match No. 8 First Round League Group C

Time 18.50 **YUGOSLAVIA 2** (1—1) **1 U.S.A.**
 Weather—Fine (0—0)
 I. Temp.—23.5°C (0—0)
 W. Temp.—24.9°C (1—0)
 Leather Ball

Tokyo Metro. Indoor Swimming Pool Oct. 11

Referee —Fuchs, A. BELGIUM
 Goal Judge —Kotani, Y JAPAN
 —Angerhausen, C. H. BELGIUM
 Time Keeper—Aosta, A. ITALY

Cap No.	Name	Position				Goals	P.T.	M.F.
		(1)	(2)	(3)	(4)			
1	Muskatirovic, Milan	*	*	*	*	0	0	0
2	Trumbic, Ivo	*	*	*	*	0	0	0
3	Rosio, Vinko	*	*	*	*	1	0	0
4	Simenc, Zlatko	*	*	*	*	0	0	0
5	Stanisic, Bozidar	*	*	*	*	0	0	0
6	Nardeli, Ante	*	*	*	*	0	0	0
7	Jankovic, Zoran	*	*	*	*	1	0	1
8	Sandic, Mirko	*	*	*	*	0	0	0
9	Nonkovic, Frane	*	*	*	*	0	0	0
10	Bonacic, Ozren	*	*	*	*	0	0	0
11	Stipanac, Karlo	*	*	*	*	0	0	0
Total						2	0	1

Cap No.	Name	Position				Goals	P.T.	M.F.
		(1)	(2)	(3)	(4)			
1	Van Dorp, Anton Ludwig	*	*	*	*	0	0	0
2	Crawford, Ronald Emerson	*	*	*	*	0	0	0
3	Ashleigh, David Michael	*	*	*	*	0	0	0
4	McIlroy, Ned Leroy	*	*	*	*	0	0	0
5	McIlroy, Charles Raymond	*	*	*	*	0	0	0
6	Cole, Stanley Clark	*	*	*	*	1	0	0
7	Saari, Robert Paul	*	*	*	*	0	0	0
8	Drown, Daniel Hannon	*	*	*	*	0	0	0
9	McIlroy, Paul Robert	*	*	*	*	0	0	0
10	Whitney, Ralph John	*	*	*	*	0	0	0
11	Stransky, George Charles	*	*	*	*	0	0	0
Total						1	0	0

Goal Getters

Period	Time	Name
1st	3'00"	Jankovic, Zoran
4th	1'45"	Rosio, Vinko

Period	Time	Name
1st	3'23"	Cole, Stanley Clark

Player Ordered from Water

Period	Time	Name
3rd	4'14"	Jankovic, Zoran

None

Match No. 9 First Round League, Group A

Time 10.00 **ITALY 5 (3-1) 3 JAPAN**
 Weather—Fine (1-0)
 I. Temp.—24.0°C (0-1)
 W. Temp.—24.5°C (1-1)
 Leather Ball

Tokyo Metro. Indoor Swimming Pool Oct. 12

Referee —Brandi, J. HUNGARY
 Goal Judge —Bauwens, J. BELGIUM
 —Angerhausen, C. H. BELGIUM
 Time Keeper—Fangero, W. GERMANY

Cap No.	Name	Position				Goals	P.T.	M.F.	Cap No.	Name	Position				Goals	P.T.	M.F.
		(1)	(2)	(3)	(4)						(1)	(2)	(3)	(4)			
1	Rossi, Dante			*	*	0	0	0	1	Kato, Mineo	*	*	*	*	0	0	0
2	Spinola, Alberto	*		*	*	1	0	1	2	Arakawa, Hachiro	*	*	*	*	0	0	1
3	Pizzo, Eraldo	*	*	*	*	2	1	1	3	Yokoyama, Takashi	*	*	*	*	0	0	0
4	Lonzi, Gianni	*	*	*	*	0	0	0	4	Takeuchi, Kazuya	*	*	*	*	2	0	1
5	Lavoratori, Franco		*			0	0	0	5	Shimizu, Yoji	*	*	*	*	0	0	1
6	Bardi, Danio		*			0	0	0	6	Fujimoto, Shigenobu	*	*	*	*	1	0	0
7	Parmegiani, Rosario	*		*		0	0	0	7	Takagi, Hirotake	*	*			0	0	0
8	Cevasco, Mario	*	*	*	*	1	0	0	8	Satsuki, Keisuke			*	*	0	0	0
9	Dennerlein, Federico	*		*	*	1	0	0	9	Aoyama, Reizo					0	0	0
10	Guerrini, Giancarlo		*		*	0	0	0	10	Kawahara, Shigeharu					0	0	0
11	Merello, Engenio	*	*			0	0	0	11	Iida, Norihide					0	0	0
Total						5	1	2	Total						3	0	3

Goal Getters

Period	Time	Name	Period	Time	Name
1st	1'21"	Spinola, Alberto	1st	0'27"	Fujimoto, Shigenobu
	3'45"	Dennerlein, Federico	3rd	2'08"	Takeuchi, Kazuya
	4'45"	Pizzo, Eraldo	4th	3'58"	Takeuchi, Kazuya
2nd	4'38"	Pizzo, Eraldo			
4th	0'53"	Cevasco, Mario			

Player Ordered from Water

Period	Time	Name	Period	Time	Name
4th	1'28"	Pizzo, Eraldo	2nd	2'00"	Arakawa, Hachiro
	3'17"	Spinola, Alberto	4th	2'05"	Shimizu, Yoji

Match No. 10 First Round League Group B

Time 11.10 **U.S.S.R. 3 (1-2) 2 GERMANY**
 Weather—Fine (0-0)
 I. Temp.—24.0°C (1-0)
 W. Temp.—24.5°C (1-0)
 Leather Ball

Tokyo Metro. Indoor Swimming Pool Oct. 12

Referee —Bauwens, J. BELGIUM
 Goal Judge —Costa, A. ITALY
 —Mahoney, J. E. U.S.A.
 Time Keeper—De Kok, H. G. NETHLAND

Cap No.	Name	Position				Goals	P.T.	M.F.	Cap No.	Name	Position				Goals	P.T.	M.F.
		(1)	(2)	(3)	(4)						(1)	(2)	(3)	(4)			
1	Grabovsky, Igor	*	*	*	*	0	0	0	1	Schmidt, Peter	*	*	*	*	0	0	0
2	Kuznetsov, Vladimir	*		*	*	0	0	0	2	Thiel, Jurgen	*	*	*	*	0	0	1
3	Grishin, Boris	*	*	*	*	0	0	0	3	Schlenkrich, Klaus	*	*	*	*	0	0	2
4	Popov, Boris	*	*		*	0	0	1	4	Ballerstedt, Siegfried	*	*		*	0	0	1
5	Kalashnikov, Nikolay	*	*		*	0	0	0	5	Schulze, Klaus	*			*	0	0	0
6	Bortkevich, Zenon	*		*		2	0	1	6	Kluge, Jurgen	*	*	*	*	0	0	1
7	Kuznetsov, Nicolay	*		*		0	0	0	7	Vohs, Dieter	*	*		*	2	0	0
8	Semionov, Vladimir		*	*	*	1	1	1	8	Wittig, Heinz		*	*		0	0	0
9	Ageev, Victor		*	*		0	0	0	9	Hohne, Hubert		*	*		0	0	0
10	Osipov, Leonid		*		*	0	0	0	10	Thiele, Edgar		*			0	0	0
11	Yegorov, Eduard		*			0	0	0	11	Mader, Heinz					0	0	0
Total						3	1	3	Total						2	0	5

Goal Getters

Period	Time	Name	Period	Time	Name
1st	1'47"	Bortkevich, Zenon	1st	2'14"	Vohs, Dieter
3rd	3'37"	Bortkevich, Zenon		3'27"	Vohs, Dieter
4th	1'00"	Semionov, Vladimir			

Player Ordered from Water

Period	Time	Name	Period	Time	Name
1st	2'00"	Bortkevich, Zenon	1st	1'35"	Thiel, Jurgen
3rd	2'29"	Semionov, Vladimir	3rd	2'29"	Schlenkrich, Klaus
4th	2'20"	Popov, Boris		3'22"	Kluge, Jurgen
			4th	1'44"	Ballerstedt, Siegfried

Match No. 11 First Round League Group D

Time 16.30 **HUNGARY 5** (0—0) **0 BELGIUM**
 Weather—Fine (2—0)
 I. Temp.—24.0°C (3—0)
 W. Temp.—24.6°C (0—0)

Tokyo Metro. Indoor Swimming Pool Oct. 12

Referee —Batalle, T. SPAIN
 Goal Judge —Woo, Cho Kin HONGKONG
 —Matsumoto, S. JAPAN
 Time Keeper—De Kok, H. G. NETHLAND

Leather Ball

Cap No.	Name	Position			Goals	P.T.	M.F.	Cap No.	Name	Position			Goals	P.T.	M.F.
		(1)	(2)	(3)						(4)	(1)	(2)			
1	Boros, Otto	*	*		0	0	0	1	De Hesselde, Brund	*	*	*	0	0	0
2	Mayer, Mihaly	*	*	*	0	0	1	2	D'Oosterlinck, Frank	*	*	*	0	0	0
3	Felkai, Laszlo	*	*	*	1	0	0	3	De Wilde, Roger	*	*	*	0	0	0
4	Domotor, Zoltan	*	*		1	0	0	4	Caufrier, Jacdues	*	*	*	0	0	0
5	Kanizsa, Tivadar	*	*		0	0	0	5	Laurent, Andre	*	*		0	0	0
6	Gyarmati, Dezso	*	*		0	1	0	6	De Vis, Karel	*	*		0	0	0
7	Karpati, Gyorgy	*	*	*	1	1	0	7	Dumont, Jose	*	*	*	0	0	1
8	Konrad II, Janos			*	1	0	0	8	Van Den Steen, Johan			*	0	0	1
9	Rusoran, Peter			*	1	0	0	9	Pickers, Leon			*	0	0	0
10	Bodnar, Andras			*	0	0	1	10	Stappers, Joseph			*	0	0	0
11	Ambrus, Miklos			*	0	0	0								
Total					5	2	2	Total					0	0	2

Goal Getters

Period	Time	Name
2nd	3'40"	Domotor, Zoltan
	4'09"	Felkai, Laszlo
3rd	2'48"	Karpati, Gyorgy
	3'25"	Rusoran, Peter
	4'06"	Konrad II., Janos

None

Player Ordered from Water

Period	Time	Name
1st	4'08"	Mayer, Mihaly
3rd	4'37"	Bodnar, Andras

Period	Time	Name
1st	4'08"	Dumont, Jose

Match No. 12 First Round League Group C

Time 17.40 **YUGOSLAVIA 7** (1—0) **2 NETHERLANDS**
 Weather—Fine (2—2)
 I. Temp.—24.0°C (1—0)
 W. Temp.—24.6°C (3—0)

Tokyo Metro. Indoor Swimming Pool Oct. 12

Referee —Costa, A. ITALY
 Goal Judge —Kim, Young Ho KOREA
 —Manguillot, M. SPAIN
 Time Keeper—El Din, Y. E. U.A.R.

Leather Ball

Cap No.	Name	Position			Goals	P.T.	M.F.	Cap No.	Name	Position			Goals	P.T.	M.F.
		(1)	(2)	(3)						(4)	(1)	(2)			
1	Muskatirovic, Milan	*	*	*	0	0	0	1	Hermesen, Hendrik Willem	*	*		0	0	0
2	Trumbic, Ivo	*	*	*	1	0	0	2	Leenards, Abraham C. W.	*	*	*	1	0	3
3	Rosio, Vinko	*	*		2	0	0	3	Van Spingelen, Willem	*	*	*	0	0	2
4	Simenc, Zlatko	*	*	*	0	0	1	4	Wormgoor, Gerardus H.	*	*	*	0	0	1
5	Stanisic, Bozidar	*	*		1	0	1	5	Van Dorp, Alfred Carel	*	*	*	0	0	1
6	Nardeli, Ante			*	2	0	1	6	Vriend, Henri Gerard	*		*	0	0	0
7	Jankovic, Zoran	*	*		0	0	0	7	Van Der Voet, Nicolaas M.	*	*		0	0	1
8	Sandic, Mirko	*	*	*	1	0	1	8	Vriend, Willem Jan F.	*		*	0	0	0
9	Nonkovic, Frane			*	0	0	0	9	Muller, Johan Arnoldus			*	1	0	0
10	Bonacic, Ozren			*	0	0	0	10	Bultman, Jan Arend				0	0	0
11	Stipanic, Karlo				0	0	0	11	Kniest, Lambertus G.			*	0	0	0
Total					7	0	4	Total					2	0	8

Goal Getters

Period	Time	Name
1st	3'21"	Rosio, Vinko
2nd	0'52"	Sandic, Mirko
	2'26"	Stanisic, Bozidar
3rd	0'42"	Trumbic, Ivo
4th	1'14"	Rosio, Vinko
	2'11"	Nardeli, Ante
	4'11"	Nardeli, Ante

Period	Time	Name
2nd	4'28"	Muller, Johan Arnoldus
	3'47"	Leenards, Abraham C. W.

Player Ordered from Water

Period	Time	Name
2nd	2'41"	Sandic, Mirko
	4'21"	Stanisic, Bozidar
	4'40"	Simenc, Zlatko
3rd	2'44"	Nardelt, Ante

Period	Time	Name
1st	2'49"	Leenards, Abraham C. W.
2nd	0'29"	Van Der Voet, Nicolaas M.
	1'31"	Leenards, Abraham C. W.
	3'59"	Van Dorp, Alfred Carel
3rd	3'49"	Leenards, Abraham C. W.
4th	0'40"	Van Spingelen, Willem
	1'52"	Wormgoor, Gerardus H.
	3'30"	Van Spingelen, Willem

Match No. 16 First Round League Group C
 Time 18.50 **U.S.A. 7** (1—0) **1 BRAZIL**
 Weather—Cloudy (1—0)
 I. Temp.—24.0°C (3—0)
 W. Temp.—24.6°C (2—1)
 Leather Ball

Tokyo Metro. Indoor Swimming Pool Oct. 12
 Referee —Natori, M. JAPAN
 Goal Judge —El Din, Y. E. U.A.R.
 —Phillips, C. B. AUSTRALA
 Time Keeper—Said, H. U.A.R.

Cap No.	Name	Position				Goals	P.T.	M.F.
		(1)	(2)	(3)	(4)			
1	Van Dorp, Anton Ludwig	*	*	*		0	0	0
2	Crawford, Ronald Emerson	*	*	*	*	3	0	0
3	Ashleigh, David Michael	*	*	*	*	2	0	0
4	McIlroy, Ned Leroy	*	*	*		0	0	0
5	McIlroy, Charles Raymond	*	*			0	0	0
6	Cole, Stanley Clark	*	*	*	*	0	0	0
7	Saari, Robert Paul	*	*	*	*	0	0	1
8	Drown, Daniel Hannon			*	*	2	0	0
9	McIlroy, Paul Robert					0	0	0
10	Whitney, Ralph John				*	0	0	0
11	Strasky, George Charles				*	0	0	0
Total						7	0	1

Cap No.	Name	Position				Goals	P.T.	M.F.
		(1)	(2)	(3)	(4)			
1	Daniel, Luiz	*	*	*	*	0	0	0
2	Cochrane Filho, Oswaldo	*	*			0	0	0
3	Pincirolí Junior, Pedro	*	*	*	*	0	0	0
4	Grijo Filho, Adhemar	*	*	*	*	0	0	2
5	Kelly Dos Santos, Marvio	*	*	*		0	1	1
6	Szabo, Aladar	*	*		*	1	0	0
7	Goncalves Filho, Joao	*	*	*	*	0	0	1
8	Kesselring Carotini, P.			*	*	0	0	0
9	Kesselring Carotini, Ivo					0	0	0
10	Borges Nogueira, Ney			*		0	0	0
11	Stuart Bell, Rodney				*	0	0	1
Total						1	1	5

Goal Getters

Period	Time	Name
1st	1'47"	Crawford, Ronald Emerson
2nd	2'38"	Crawford, Ronald Emerson
3rd	1'49"	Crawford, Ronald Emerson
	2'16"	Ashleigh, David Michael
	4'16"	Ashleigh, David Michael
4th	3'14"	Drown, Daniel Hannon
	4'20"	Drown, Daniel Hannon

Period	Time	Name
4th	2'48"	Szabo, Aladar

Player Ordered from Water

Period	Time	Name
2nd	4'25"	Saari, Robert Paul

Period	Time	Name
1st	3'41"	Kelly Dos Santos, Marvio
2nd	4'25"	Grijo Filho, Adhemar
4th	3'02"	Stuart Bell, Rodney
	3'39"	Grijo Filho, Adhemar
	3'47"	Goncalves Filho, Joao

Match No. 20 First Round League Group C
 Time 10.00 **YUGOSLAVIA 8** (3—0) **0 BRAZIL**
 Weather—Fine (0—0)
 I. Temp.—24.0°C (4—0)
 W. Temp.—24.6°C (1—0)
 Leather Ball

Tokyo Metro. Indoor Swimming Pool Oct. 13
 Referee —El Din, Y. E. U.A.R.
 Goal Judge —Batalle, T. SPAIN
 —Wilson R. RHODESIA
 Time Keeper—Kim, Young Ho KOREA

Cap No.	Name	Position				Goals	P.T.	M.F.
		(1)	(2)	(3)	(4)			
1	Muskatirovic, Milan					0	0	0
2	Trumbic, Ivo	*	*	*	*	1	1	0
3	Rosio, Vinko	*		*	*	0	0	1
4	Simenc, Zlatko	*	*	*		2	0	0
5	Stanisic, Bozidar		*	*	*	1	0	0
6	Nardeli, Ante	*	*		*	1	1	0
7	Jankovic, Zoran	*		*		1	0	0
8	Sandic, Mirko	*		*		2	0	0
9	Nonkovic, Frane		*		*	0	0	0
10	Bonacic, Ozren		*		*	0	0	0
11	Stipanac, Karlo	*	*	*	*	0	0	0
Total						8	2	1

Cap No.	Name	Position				Goals	P.T.	M.F.
		(1)	(2)	(3)	(4)			
1	Daniel, Luiz	*	*	*	*	0	0	0
2	Cochrane Filho, Oswaldo	*	*	*		0	0	1
3	Kesselring Carotini, Ivo	*	*		*	0	0	0
4	Kesselring Carotini, P.	*	*	*	*	0	0	1
5	Pincirolí Junior, Pedro	*	*	*		0	0	1
6	Szabo, Aladar	*	*	*	*	0	0	0
7	Goncalves Filho, Joao	*		*	*	0	0	1
8	Kelly Dos Santos, Marvio		*			0	0	0
9	Grijo Filho, Adhemar			*		0	0	0
10	Borges Nogueira, Ney				*	0	0	1
11	Stuart Bell, Rodney				*	0	0	0
Total						0	0	5

Goal Getters

Period	Time	Name
1st	0'30"	Sandic, Mirko
	2'40"	Sandic, Mirko
	4'44"	Nardeli, Ante
3rd	1'00"	Stanisic, Bozidar
	2'48"	Simenc, Zlatko
	4'09"	Jankovic, Zoran
	4'29"	Simenc, Zlatko
4th	4'27"	Trumbic, Ivo

None

Player Ordered from Water

Period	Time	Name
3rd	3'05"	Rosio, Vinko

Period	Time	Name
1st	2'39"	Cochrane Filho, Oswaldo
2nd	4'10"	Kesselring Carotini, P.
3rd	2'45"	Pincirolí Junior, Pedro

Match No. 21 First Round League Group A

Time 11.10 **JAPAN 4** (1—1) **9 RUMANIA**
 Weather—Fine (2—3)
 I. Temp.—24.0°C (0—2)
 W. Temp.—24.6°C (1—3)

Tokyo Metro. Indoor Swimming Pool Oct. 13

Referee —De Kok, H. G. NETHLAND
 Goal Judge —Manguillot, M. SPAIN
 —El Din, Y. E. U.A.R.
 Time Keeper—Said, H. U.A.R.

Leather Ball

Cap No.	Name	Position				Goals	P.T.	M.F.	Cap No.	Name	Position				Goals	P.T.	M.F.		
		(1)	(2)	(3)	(4)					(1)	(2)	(3)	(4)						
1	Kato, Mineo	*	*	*	*	0	0	0	1	Stefanescu, Mircea	*	*	*	*	0	0	0		
2	Takeuchi, Kazuya	*	*	*	*	0	0	2	2	Grintescu, Anatolie	*	*	*	*	2	0	0		
3	Shimizu, Yoji	*	*	*	*	2	0	0	3	Zahan, Aurel	*	*	*	*	3	0	1		
4	Takagi, Hirotake	*	*	*	*	1	1	0	4	Szabo, Alexandru	*	*	*	*	1	0	0		
5	Fujimoto, Shigenobu	*	*	*	*	0	0	0	5	Kroner, Stefan	*	*	*	*	1	0	0		
6	Yokoyama, Takashi	*	*	*	*	1	1	1	6	Firoiu, Nicolae	*	*	*	*	1	0	0		
7	Arakawa, Hachiro	*	*	*	*	0	0	0	7	Novac, Gruia	*	*	*	*	0	0	0		
8	Aoyama, Reizo					0	0	0	8	Marculescu, Cornel	*	*	*	*	1	0	0		
9	Kuwahara, Shigeharu					0	0	0	9	Kuliniac, Iosif	*	*	*	*	0	0	2		
10	Satsuki, Keisuke	*				0	0	1	10	Lita, Cosma					0	0	0		
11	Iida, Norihide					0	0	0	11	Muresanu, Emil					0	0	0		
						Total	4	2	4							Total	9	0	3

Goal Getters

Period	Time	Name
1st	4'54"	Shimizu, Yoji
2nd	4'02"	Shimizu, Yoji
	4'46"	Yokoyama, Takashi
4th	4'59"	Takagi, Hirotake

Period	Time	Name
1st	3'35"	Marculescu, Cornel
2nd	0'44"	Kroner, Stefan
	1'33"	Zahan, Aurel
	2'23"	Grintescu, Anatolie
3rd	2'17"	Grintescu, Anatoile
	3'43"	Firoiu, Nicolae
4th	1'20"	Zahan, Aurel
	3'42"	Zahan, Aurel
	4'45"	Szabo, Alexandru

Player Ordered from Water

Period	Time	Name
1st	3'16"	Yokoyama, Takashi
	3'55"	Takeuchi, Kazuya
3rd	0'37"	Satsuki, Keisuke
4th	2'41"	Takeuchi, Kazuya

Period	Time	Name
1st	3'55"	Kuliniac, Iosif
3rd	0'37"	Kuliniac, Iosif
	2'48"	Zahan, Aurel

Match No. 22 First Round League Group B

Time 16.30 **AUSTRALIA 1** (0—1) **3 GERMANY**
 Weather—Cloudy (1—0)
 I. Temp.—23.5°C (0—2)
 W. Temp.—24.5°C (0—0)

Tokyo Metro. Indoor Swimming Pool Oct. 13

Referee —Angerhausen, C.H. BELGIUM
 Goal Judge —Woo, Cho Kin HONGKONG
 —Dirnweber, J. AUSTRIA
 Time Keeper—Natori, M. JAPAN

Leather Ball

Cap No.	Name	Position				Goals	P.T.	M.F.	Cap No.	Name	Position				Goals	P.T.	M.F.		
		(1)	(2)	(3)	(4)					(1)	(2)	(3)	(4)						
1	Withers, Michael Rodney	*	*	*	*	0	0	0	1	Mader, Heinz	*	*	*	*	0	0	0		
2	Hoad, Thomas Henry	*	*	*	*	0	0	0	2	Thiel, Jurgen	*	*	*	*	0	0	0		
3	Mills, Ian Alexander	*	*	*	*	1	0	0	3	Hohne, Hubert	*	*	*	*	0	0	0		
4	Peirce, Edward John	*	*	*	*	0	0	0	4	Ballerstedt, Siegfried	*	*	*	*	1	0	1		
5	Barnes, Nicol	*	*	*	*	0	0	0	5	Thiele, Edgar	*	*	*	*	0	0	0		
6	Wiegard, Leon Albert	*	*	*	*	0	0	1	6	Kluge, Jurgen	*	*	*	*	0	0	0		
7	Nunn, Leslie Ernest	*	*	*	*	0	0	0	7	Wittig, Heinz	*	*	*	*	0	0	0		
8	Hammond, Stanley R. A.	*	*	*	*	0	0	0	8	Vohs, Dieter	*	*	*	*	1	0	1		
9	McAtee, William Anthony	*	*	*	*	0	0	0	9	Schulze, Klaus	*	*	*	*	0	0	0		
10	Phillips, William J. B.	*	*	*	*	0	0	0	10	Schlenkrich, Klaus	*	*	*	*	1	0	0		
11	Samuel, Graeme Leslie	*	*	*	*	0	0	0	11	Schmidt, Peter	*	*	*	*	0	0	0		
						Total	1	0	1							Total	3	0	2

Goal Getters

Period	Time	Name
2nd	2'37"	Mills, Ian Alexander

Period	Time	Name
1st	2'02"	Ballerstedt, Siegfried
3rd	1'56"	Schlenkrich, Klaus
	2'30"	Vohs, Dieter

Player Ordered from Water

Period	Time	Name
3rd	0'34"	Wiegard, Leon Albert

Period	Time	Name
1st	4'18"	Ballerstedt, Siegfried
3rd	4'00"	Vohs, Dieter

Match No. 25 Semi-Final League C. D Group

Yoyogi National Gymnasium Oct. 14

Time 10.00 **HUNGARY 6** (3—0) **5 NETHERLANDS**
 Weather—Rainy (1—2)
 I. Temp.—26.0°C (1—1)
 W. Temp.—24.5°C (1—2)
 Leather Ball

Referee —Manguillot, M. SPAIN
 Goal Judge —Natori, M. JAPAN
 —Kotani, Y. JAPAN
 Time Keeper—Angerhausen, Ch. BELGIUM

Cap No.	Name	Position				Goals	P.T.	M.F.	Cap No.	Name	Position				Goals	P.T.	M.F.
		(1)	(2)	(3)	(4)						(1)	(2)	(3)	(4)			
1	Boros, Otto	*	*	*	*	0	0	0	1	Hermesen, Hendrik Willem	*	*	*	0	0	0	
2	Pocsik, Denes	*	*	*	*	1	0	0	2	Leenards, Abraham C. W.	*	*	*	0	0	1	
3	Mayer, Mihaly	*	*	*	*	0	0	0	3	Van Spingelen, Willem	*	*	*	0	0	0	
4	Felkai, Laszlo	*	*	*	*	0	0	0	4	Wormgoor, Gerardus H.	*	*	*	0	0	1	
5	Domotor, Zoltan	*	*	*	*	2	0	1	5	Van Dorp, Alfred Carel	*	*	*	0	0	0	
6	Rusoran, Peter	*	*	*	*	2	0	0	6	Vriend, Henri Gerard	*	*	*	1	0	0	
7	Karpati, Gyorgy	*	*	*	*	0	0	0	7	Van Der Voet, Nicolaas M.	*	*	*	3	0	1	
8	Gyarmati, Dezso	*	*	*	*	1	0	1	8	Vriend, Willem Jan F.	*	*	*	1	0	0	
9	Konrad II., Janos	*	*	*	*	0	0	0	9	Muller, Johan Arnoldus	*	*	*	0	0	0	
10	Kanizsa, Tivadar	*	*	*	*	0	0	2	10	Bultman, Jan Arend	*	*	*	0	0	0	
11	Ambrus, Miklos	*	*	*	*	0	0	0	11	Kniest, Lambertus G.	*	*	*	0	0	0	
Total						6	0	4	Total						5	0	3

Goal Getters

Period	Time	Name	Period	Time	Name
1st	0'42"	Domotor, Zoltan	2nd	1'45"	Van Der Voet, Nicolaas M.
	0'28"	Rusoran, Peter		3'52"	Van Der Voet, Nicolaas M.
	3'58"	Domotor, Zoltan	3rd	0'43"	Vriend, Henri Gerard
2'30"	Rusoran, Peter	4th		1'55"	Van Der Voet, Nicolaas M.
3rd	2'36"		Gyarmati, Dezso	4'14"	Vriend, Willem Jan F.
4th	3'26"	Pocsik, Denes			

Player Ordered from Water

Period	Time	Name	Period	Time	Name
2nd	0'46"	Domotor, Zoltan	4th	2'12"	Leenards, Abraham C.W.
	3'02"	Kanizsa, Tivadar		3'17"	Wormgoor, Gerardus H.
3rd	2'12"	Gyarmati, Dezso	4'37"	Van Der Voet, Nicolaas M.	
4th	3'54"	Kanizsa, Tivadar			

Match No. 26 Semi-Final League C. D Group

Tokyo Metro. Indoor Swimming Pool Oct. 14

Time 13.00 **YUGOSLAVIA 6** (2—0) **2 BELGIUM**
 Weather—Rainy (2—1)
 I. Temp.—23.5°C (1—0)
 W. Temp.—24.5°C (1—1)
 Leather Ball

Referee —Segura, M. J. ARGENTINA
 Goal Judge —Woo, Cho, Kin HONGKONG
 —Brandt, T. HUNGARY
 Time Keeper—Batalle, T. SPAIN

Cap No.	Name	Position				Goals	P.T.	M.F.	Cap No.	Name	Position				Goals	P.T.	M.F.
		(1)	(2)	(3)	(4)						(1)	(2)	(3)	(4)			
1	Muskatirovic, Milan	*	*	*	*	0	0	0	1	De Hesselde, Bruno	*	*	*	*	0	0	0
2	Trumbic, Ivo	*	*	*	*	1	0	1	2	D'Oosterlinck, Frank	*	*	*	*	1	0	2
3	Rosio, Vinko	*	*	*	*	0	0	0	3	De Wilde, Roger	*	*	*	*	0	0	0
4	Simenc, Zlatko	*	*	*	*	1	0	0	4	Caufrier, Jacques	*	*	*	*	0	0	0
5	Stanisic, Bozidar	*	*	*	*	2	0	0	5	Laurent, Andre	*	*	*	*	0	0	1
6	Nardeli, Ante	*	*	*	*	1	1	0	6	De Vis, Karel	*	*	*	*	0	0	0
7	Jankovic, Zoran	*	*	*	*	1	0	0	7	Dumont, Jose	*	*	*	*	1	0	1
8	Sandic, Mirko	*	*	*	*	0	0	0	8	Van Den Steen, Johan	*	*	*	*	0	0	0
9	Nonkovic, Frane	*	*	*	*	0	0	1	9	Pickers, Leon	*	*	*	*	0	0	0
10	Bonacic, Ozren	*	*	*	*	0	0	1	10	Stappers, Joseph	*	*	*	*	0	0	0
11	Stipanac, Karlo	*	*	*	*	0	0	0	Total						2	0	4
Total						6	1	3	Total						2	0	4

Period	Time	Name	Period	Time	Name
1st	3'01"	Trumbic, Ivo	2nd	3'39"	Dumont, Jose
	3'51"	Simenc, Zlatko		4th	1'49"
	1'25"	Jankovic, Zoran			
2nd	3'25"	Stanisic, Bozidar			
	2'52"	Nardeli, Ante			
3rd	3'35"	Stanisic, Bozidar			

Player Ordered from Water

Period	Time	Name	Period	Time	Name
4th	1'02"	Trumbic, Ivo	1st	2'41"	Laurent, Andre
	1'30"	Nonkovic, Frane	2nd	2'24"	Caufrier, Jacques
	4'30"	Bonacic, Ozren	3rd	2'34"	D'Oosterlinck, Frank
			4th	1'02"	Dumont, Jose

Match No. 27 Semi-Final League A. B Group

Time 14.16 **ITALY 0** (0—1) **2 U.S.S.R.**
 Weather—Rainy (0—1)
 I. Temp.—23.5°C (0—0)
 W. Temp.—24.5°C (0—0)

Tokyo Metro. Indoor Swimming Pool Oct. 14

Referee —Natori, M. JAPAN
 Goal Judge —Phillips, C. B. AUSTRALA
 —Matsumoto, S. JAPAN
 Time Keeper—Said, H. U.A.R.

Leather Ball

Cap No.	Name	Position				Goals	P.T.	M.F.	Cap No.	Name	Position				Goals	P.T.	M.F.
		(1)	(2)	(3)	(4)						(1)	(2)	(3)	(4)			
1	Rossi, Dante	*	*	*	*	0	0	0	1	Grabovsky, Igor	*	*	*	*	0	0	0
2	D'Altrui, Giuseppe	*	*	*	*	0	0	1	2	Kuznetsov, Vladimir	*	*	*	*	0	0	0
3	Pizzo, Eraldo	*	*	*	*	0	0	0	3	Grishin, Boris	*	*	*	*	0	0	0
4	Lonzi, Gianni	*	*	*	*	0	0	2	4	Popov, Boris	*	*	*	*	0	0	1
5	Lavoratori, Franco				*	0	0	0	5	Kalashnikov, Nikolay	*	*	*	*	0	0	1
6	Bardi, Danio					0	0	0	6	Bortkevich, Zenon	*	*	*	*	0	0	1
7	Parmegiani, Rosario		*	*		0	0	1	7	Kuznetsov, Nicolay	*	*	*	*	1	1	0
8	Cevasco, Mario	*	*	*	*	0	0	0	8	Semionov, Vladimir	*	*	*	*	1	0	1
9	Dennerlein, Federico	*	*	*	*	0	0	0	9	Ageev, Victor	*	*	*	*	0	0	0
10	Guerrini, Giancarlo	*				0	0	0	10	Osipov, Leonid	*	*	*	*	0	0	0
11	Spinola, Alberto				*	0	0	0	11	Yegorov, Eduard					0	0	0
					Total	0	0	4						Total	2	1	4

Goal Getters

None	Period	Time	Name	Period	Time	Name
	2nd	2'00"	Semionov, Vladimir			

Player Ordered from Water

Period	Time	Name	Period	Time	Name
	2'53"	Lonzi, Gianni	3rd	2'28"	Bortkevich, Zenon
4th	2'42"	D'Altrui, Giuseppe	4th	2'42"	Semionov, Vladimir
				3'42"	Popov, Boris

Match No. 28 Semi-Final League A. B Group

Time 15.20 **RUMANIA 5** (0—0) **4 GERMANY**
 Weather—Rainy (1—1)
 I. Temp.—23.5°C (2—0)
 W. Temp.—24.5°C (2—3)

Tokyo Metro. Indoor Swimming Pool Oct. 14

Referee —Bauwens, J. BELGIUM
 Goal Judge —Phillips, C. B. AUSTRALA
 —Batalle, T. SPAIN
 Time Keeper—Kim, Young-Ho. KOREA

Leather Ball

Cap No.	Name	Position				Goals	P.T.	M.F.	Cap No.	Name	Position				Goals	P.T.	M.F.
		(1)	(2)	(3)	(4)						(1)	(2)	(3)	(4)			
1	Stefanescu, Mircea	*	*	*	*	0	0	0	1	Mader, Heinz	*	*	*	*	0	0	0
2	Grintescu, Anatolie	*	*	*	*	0	0	2	2	Thiele, Edgar	*	*	*	*	1	0	0
3	Zahan, Aurel	*	*	*	*	0	0	1	3	Hohne, Hubert	*	*	*	*	0	0	1
4	Szabo, Alexandru	*	*	*	*	1	0	0	4	Ballerstedt, Siegfried	*	*	*	*	0	0	0
5	Kroner, Stefan	*	*	*	*	1	0	0	5	Thiel, Jurgen	*	*	*	*	1	1	0
6	Firoiu, Nicolae			*	*	1	0	0	6	Vohs, Dieter	*	*	*	*	1	0	0
7	Novac, Gruia					0	0	0	7	Schulze, Klaus	*	*	*	*	0	0	0
8	Marculescu, Cornel	*	*	*	*	1	0	0	8	Kluge, Jurgen	*	*	*	*	0	0	1
9	Kuliniac, Iosif	*	*	*	*	1	0	0	9	Schlenkrich, Klaus	*	*	*	*	0	0	0
10	Lita, Cosma					0	0	0	10	Wittig, Heinz	*	*	*	*	1	0	2
11	Muresanu, Emil					0	0	0	11	Schmidt, Peter	*	*	*	*	0	0	0
					Total	5	0	3						Total	4	1	4

Goal Getters

Period	Time	Name	Period	Time	Name
3rd	2'55"	Szabo, Alexandru	4th	1'15"	Wittig, Heinz
	3'26"	Marculescu, Cornel		3'46"	Thiele, Edgar
4th	1'38"	Kuliniac, Iosif		4'55"	Thiel, Jurgen
	4'35"	Firoiu, Nicolae			

Player Ordered from Water

Period	Time	Name	Period	Time	Name
4th	1'46"	Zahan, Aurel	2nd	4'20"	Kluge, Jurgen
	4'54"	Grintescu, Anatolie	4th	1'28"	Wittig, Heinz
				4'13"	Wittig, Heinz

Match No. 29 Semi-Final League A. B Group

Time 13.00 **ITALY 2** (0—0) **1 GERMANY**
 Weather—Fine (0—0)
 I. Temp.—24.0°C (1—0)
 W. Temp.—24.3°C (1—1)
 Leather Ball

Tokyo Metro. Indoor Swimming Pool Oct. 15

Referee —De Kok, H. G. NETHLAND
 Goal Judge —Said, H. U.A.R.
 —Natori, M. JAPAN
 Time Keeper—Brandi, J. HUNGARY

Cap No.	Name	Position				Goals	P.T.	M.F.	Cap No.	Name	Position				Goals	P.T.	M.F.				
		(1)	(2)	(3)	(4)						(1)	(2)	(3)	(4)							
1	Rossi, Dante	*	*	*	*	0	0	0	1	Schmidt, Peter	*	*	*	*	0	0	0				
2	D'Altrui, Giuseppe	*	*	*	*	0	0	0	2	Schlenkrich, Klaus				*	1	0	0				
3	Pizzo, Eraldo	*	*	*	*	0	0	1	3	Kluge, Jurgen	*	*	*	*	0	0	0				
4	Lonzi, Gianni	*	*	*	*	0	0	0	4	Ballerstedt, Siegfried	*	*	*	*	0	0	2				
5	Lavoratori, Franco	*	*	*	*	0	0	2	5	Thiel, Jurgen	*	*	*	*	0	0	0				
6	Bardi, Danio			*		0	0	0	6	Hohne, Hubert	*	*	*	*	0	0	0				
7	Parmegiani, Rosario		*			0	0	0	7	Thiele, Edgar		*	*	*	0	0	0				
8	Cevasco, Mario	*	*		*	1	0	0	8	Vohs, Dieter	*	*	*	*	0	0	0				
9	Spinola, Alberto			*		1	0	0	9	Wittig, Heinz	*			*	0	0	0				
10	Guerrini, Giancarlo	*			*	0	0	0	10	Schulze, Klaus				*	0	0	0				
11	Merello, Engenio					0	0	0	11	Mader, Heinz					0	0	0				
Total								2	0	3	Total								1	0	2

Goal Getters

Period Time Name
 3rd 3'44" Spinola, Alberto
 4th 2'32" Cevasco, Mario

Period Time Name
 4th 1'51" Schlenkrich, Klaus

Player Ordered from Water

Period Time Name
 1st 2'42" Lavoratori, Franco
 4th 0'54" Lavoratori, Franco
 1'13" Pizzo, Eraldo

Period Time Name
 1st 2'42" Thiel, Jurgen
 4th 0'54" Thiel, Jurgen

Match No. 30 Semi-Final League A. B Group

Time 14.10 **U.S.S.R. 2** (0—0) **2 RUMANIA**
 Weather—Fine (1—1)
 I. Temp.—24.0°C (1—0)
 W. Temp.—24.3°C (0—1)
 Leather Ball

Tokyo Metro. Indoor Swimming Pool Oct. 15

Referee —Manguillot, M. SPAIN
 Goal Judge —De Kok, H. G. NETHLAND
 —Kotani, Y. JAPAN
 Time Keeper—Chan, Kam Fui HONGKONG

Cap No.	Name	Position				Goals	P.T.	M.F.	Cap No.	Name	Position				Goals	P.T.	M.F.				
		(1)	(2)	(3)	(4)						(1)	(2)	(3)	(4)							
1	Grabovsk, Igor	*	*	*	*	0	0	0	1	Stefanescu, Mircea	*	*	*	*	0	0	0				
2	Kuznetsov, Vladimir	*		*	*	0	0	0	2	Grintescu, Anatolie	*	*	*	*	0	0	0				
3	Grishin, Boris		*	*	*	0	0	0	3	Zahan, Aure	*	*	*	*	2	0	2				
4	Popov, Boris	*	*			0	0	0	4	Szabo, Alexandru	*	*	*	*	0	0	1				
5	Kalashnikov, Nikolay	*	*			1	0	1	5	Kroner, Stefan	*	*	*	*	0	0	0				
6	Bortkevich, Zenon	*		*	*	0	0	0	6	Firoiu, Nicolae	*	*	*	*	0	0	0				
7	Kuznetsov, Nicolay	*				0	0	0	7	Novac, Gruia				*	0	0	0				
8	Semionov, Vladimir		*	*	*	0	0	0	8	Marculescu, Cornel				*	0	0	0				
9	Ageev, Victor		*	*	*	1	0	1	9	Kuliniac, Iosif	*	*	*	*	0	0	1				
10	Osipov, Leonid	*	*	*	*	0	0	1	10	Lita, Cosma					0	0	0				
11	Yegorov, Eduard					0	0	0	11	Muresanu, Emil					0	0	0				
Total								2	0	3	Total								2	0	4

Goal Getters

Period Time Name
 2nd 3'50" Kalashnikov, Nikolay
 3rd 2'18" Ageev, Victor

Period Time Name
 2nd 0'58" Zahan, Aurel
 4th 4'00" Zahan, Aurel

Player Ordered from Water

Period Time Name
 1st 4'25" Kalashnikov, Nikolay
 2nd 4'59" Osipov, Leonid
 4th 1'43" Ageev, Victor

Period Time Name
 2nd 2'18" Zahan, Aurel
 4'59" Szabo, Alexandru
 3rd 2'05" Zahan, Aurel
 4th 1'18" Kuliniac, Iosif

Match No. 31 Semi-Final League C. D Group
 Time 15.20 **NETHERLANDS 7 (3—2) 5 BELGIUM**
 Weather—Fine (2—1)
 I. Temp.—24.0°C (0—1)
 W. Temp.—24.3°C (2—1)
 Leather Ball

Tokyo Metro. Indoor Swimming Pool Oct. 15
 Referee —Fangero, W. GERMANY
 Goal Judge —Semenov, E. U.S.S.R.
 —Nicolaescu, N. RUMANIA
 Time Keeper—Batalle, T. SPAIN

Cap No.	Name	Position (1) (2) (3) (4)	Goals	P.T.	M.F.	Cap No.	Name	Position (1) (2) (3) (4)	Goals	P.T.	M.F.		
1	Hermesen, Hendrik Willem	* *	0	0	1	1	De Hesselde, Bruno	* * * *	0	0	0		
2	Leenards, Abraham C. W.	* * * *	1	0	1	2	D'Oosterlinck, Frank	* * * *	1	0	1		
3	Van Spingelen, Willem	* * * *	0	0	3	3	De Wilde, Roger	* * * *	0	0	1		
4	Wormgoor, Gerardus H.	* * * *	0	0	1	4	Caufrier, Jacques	* * * *	0	0	1		
5	Van Dorp, Alfred Care	* * * *	2	0	0	5	Laurent, Andre	* * * *	0	0	0		
6	Vriend, Henri Gerard	* * * *	1	0	1	6	De Vis, Karel	* * * *	1	0	0		
7	Van Der Voet, Nicolaas M.	* * * *	3	0	0	7	Dumont, Jose	* * * *	1	1	2		
8	Vriend, Willem Jan F.	* * * *	0	0	0	8	Van Den Steen, Johan	* * * *	0	0	0		
9	Muller, Johan Arnoldus	* * * *	0	0	0	9	Pickers, Leon	* * * *	2	0	1		
10	Bultman, Jan Arend	* * * *	0	0	2	10	Stappers, Joseph	* * * *	0	0	0		
11	Kniest, Lambertus G.	* * * *	0	0	0								
			Total	7	0	9				Total	5	1	6

Goal Getters

Period	Time	Name	Period	Time	Name
1st	0'39"	Leenards, Abraham C. W.	1st	1'54"	Pickers, Leon
	1'34"	Vriend, Henri Gerard		2'48"	Pickers, Leon
	4'29"	Van Dorp, Alfred Carel	2nd	3'01"	De Vis, Karel
2nd	0'36"	Van Der Voet, Nicolaas M.	3rd	1'48"	D'Oosterlinck, Frank
	4'13"	Van Der Voet, Nicolaas M.	4th	1'45"	Dumont, Jose
4th	0'48"	Van Der Voet, Nicolaas M.			
	2'29"	Van Dorp Alfred Carel			

Player Ordered from Water

Period	Time	Name	Period	Time	Name
1st	1'47"	Wormgoor, Gerardus H.	1st	0'29"	Pickers, Leon
	2'29"	Hermesen, Hendrik Willem		4'55"	De Wilde, Roger
2nd	0'53"	Bultmano, Jan Arend	2nd	1'04"	Caufrier, Jacques
	4'37"	Van Spingelen, Willem		4'37"	Dumont, Jose
	4'09"	Bultman, Jan Arend	3rd	4'01"	Dumont, Jose
3rd	0'30"	Vriend, Henri Gerard		4'36"	D'Oosterlinck, Frank
	4'01"	Van Spingelen, Willem			
	4'36"	Leenards, Abraham C. W.			

Match No. 32 Semi-Final League C. D Group
 Time 19.20 **YUGOSLAVIA 4 (3—0) 4 HUNGARY**
 Weather—Fine (0—3)
 I. Temp.—26.0°C (1—0)
 W. Temp.—24.5°C (0—1)
 Leather Ball

Yoyogi National Gymnasium Oct. 15
 Referee —Dirnweber, J. AUSTRIA
 Goal Judge —Batalle, T. SPAIN
 —Phillips, C. B. AUSTRALIA
 Time Keeper—Segura, M. J. ARGENTIN

Cap No.	Name	Position (1) (2) (3) (4)	Goals	P.T.	M.F.	Cap No.	Name	Position (1) (2) (3) (4)	Goals	P.T.	M.F.		
1	Muskatirovic, Milan	* * * *	0	0	0	1	Boros, Otto	* * * *	0	0	0		
2	Trumbic, Ivo	* * * *	0	0	0	2	Mayer, Mihaly	* * * *	0	0	1		
3	Rosio, Vinko	* * * *	1	0	0	3	Felkai, Laszlo	* * * *	1	0	1		
4	Simenc, Zlatko	* * * *	0	0	0	4	Domotor, Zoltan	* * * *	0	0	2		
5	Stanisic, Bozidar	* * * *	1	0	1	5	Konrad II., Janos	* * * *	0	0	1		
6	Nardeli, Ante	* * * *	0	0	0	6	Gyarmati, Dezso	* * * *	0	0	1		
7	Jankovic, Zoran	* * * *	0	0	0	7	Karpati, Gyorgy	* * * *	2	1	1		
8	Sandic, Mirko	* * * *	2	1	4	8	Rusoran, Peter	* * * *	1	1	0		
9	Nonkovic, Frane	* * * *	0	0	0	9	Bodnar, Andras	* * * *	0	0	0		
10	Bonacic, Ozren	* * * *	0	0	0	10	Kanizsa, Tivadar	* * * *	0	0	0		
11	Trumbic, Ivo	* * * *	0	0	2	11	Pocsik, Denes	* * * *	0	0	0		
			Total	4	1	7				Total	4	2	7

Goal Getters

Period	Time	Name	Period	Time	Name
1st	1'29"	Sandic, Mirko	2nd	1'09"	Felkai, Laszlo
	3'38"	Rosio, Vinko		3'03"	Karpati, Gyorgy
	4'41"	Stanisic, Bozidar		4'19"	Karpati, Gyorgy
3rd	2'35"	Sandic, Mirko	4th	4'35"	Rusoran Peter

Player Ordered from Water

Period	Time	Name	Period	Time	Name
1st	3'57"	Sandic, Mirko	1st	3'57"	Gyarmati, Dezso
2nd	0'51"	Sandic, Mirko		4'13"	Domotor, Zoltan
	1'41"	Sandic, Mirko	3rd	1'14"	Mayer, Mihaly
	2'44"	Rosio, Vinko		3'58"	Konrad II., Janos
3rd	3'58"	Sandic, Mirko	4th	3'09"	Domotor, Zoltan
4th	4'13"	Trumbic, Ivo		4'13"	Karpati, Gyorgy

Match No. 33 Final League for 1-4 Places
 Time 13.00 **ITALY** 1 (0-0) **3 HUNGARY**
 Weather—Fine (1-0)
 I. Temp.—24.0°C (0-2)
 W. Temp.—24.5°C (0-1)
 Leather Ball

Tokyo Metro. Indoor Swimming Pool Oct. 17
 Referee —Manguillot, M. SPAIN
 Goal Judge —Kotani, Y. JAPAN
 —De Kok, H. G. NETHLAND
 Time Keeper—Angerhausen, C. H. BELGIUM

Cap No.	Name	Position				Goals	P.T.	M.F.	Cap No.	Name	Position				Goals	P.T.	M.F.				
		(1)	(2)	(3)	(4)						(1)	(2)	(3)	(4)							
1	Rossi, Dante	*	*	*	*	0	0	0	1	Ambrus, Miklos	*	*	*	*	0	0	0				
2	D'Altrui, Giuseppe	*	*	*	*	0	0	0	2	Felkai, Laszlo	*	*	*	*	0	0	0				
3	Pizzo, Eraldo	*	*	*	*	0	0	1	3	Konrad II., Janos	*	*	*	*	0	0	0				
4	Lonzi, Gianni	*	*	*	*	0	0	1	4	Domotor, Zoltan	*	*	*	*	1	0	2				
5	Lavoratori, Franco		*	*	*	0	0	0	5	Kanizsa, Tivadar	*	*	*	*	0	1	0				
6	Bardi, Danio	*			*	0	0	0	6	Ruforan, Peter	*	*	*	*	1	1	0				
7	Parmegiani, Rosario	*		*	*	0	0	1	7	Karpati, Gyorgy	*	*	*	*	0	0	1				
8	Cevasco, Mario	*	*		*	1	0	0	8	Mayer, Mihaly					0	0	0				
9	Spinola, Alberto		*	*	*	0	0	0	9	Gyarmati, Dezso					0	0	0				
10	Guerrini, Giancarlo				*	0	0	0	10	Bodnar, Andras		*	*	*	1	0	0				
11	Merello, Eugenio				*	0	0	0	11	Pocsik, Denes				*	0	0	0				
Total								1	0	3	Total								3	2	3

Goal Getters

Period Time Name
 2nd 1'12" Cevasco, Mario

Period Time Name
 3rd 0'59" Bodnar, Andras
 3'43" Rusoran, Peter
 4th 2'52" Domotor, Zoltan

Player Ordered from Water

Period Time Name
 2nd 4'28" Lonzi, Gianni

Period Time Name
 2nd 0'44" Domotor, Zoltan
 2'24" Karpati, Gyorgy
 4th 3'49" Domotor, Zoltan

Match No. 34 Final League for 5-8 Places
 Time 14.10 **RUMANIA** 6 (2-0) **1 NETHERLANDS**
 Weather—Fine (1-1)
 I. Temp.—24.0°C (1-0)
 W. Temp.—24.5°C (2-0)
 Leather Ball

Tokyo Metro. Indoor Swimming pool Oct. 17
 Refree —Bauwens, J. BELGIUM
 Goal Judge —Manguillot, M. SPAIN
 —Matsumoto, S. JAPAN
 Time Keeper—Batalle, T. SPAIN

Cap No.	Name	Position				Goals	P.T.	M.F.	Cap No.	Name	Position				Goals	P.T.	M.F.				
		(1)	(2)	(3)	(4)						(1)	(2)	(3)	(4)							
1	Stefanescu, Mircea	*	*	*	*	0	0	0	1	Hermesen, Hendrik Willem	*	*	*	*	0	0	0				
2	Grintescu, Anatolie	*	*	*	*	1	0	0	2	Leenards, Abraham C. W.	*	*	*	*	0	0	0				
3	Zahan, Aurel				*	0	0	0	3	Van Spingelen, Willem	*	*	*	*	0	0	0				
4	Szabo, Alexandru	*	*	*	*	1	0	2	4	Wormgoor, Gerardus H.	*	*	*	*	0	0	0				
5	Kroner, Stefan	*	*	*	*	0	0	0	5	Van Dorp, Alfred Carel	*	*	*	*	0	0	0				
6	Firoiu, Nicolae	*	*	*	*	1	0	0	6	Vriend, Henri Gerard	*			*	0	0	0				
7	Novac, Gruia				*	0	0	0	7	Van Der Voet, Nicolaas M.	*	*		*	0	0	0				
8	Marculescu, Cornel	*	*	*	*	3	0	0	8	Vriend, Willem Jan F.		*	*	*	1	0	0				
9	Kuliniac, Iosif	*	*	*	*	0	0	0	9	Muller, Johan Arnoldus			*	*	0	0	1				
10	Lita, Cosma				*	0	0	0	10	Bultman, Jan Arend				*	0	0	0				
11	Muresanu, Emil				*	0	0	0	11	Kniest, Lambertus G.			*	*	0	0	0				
Total								6	0	2	Total								1	0	1

Goal Getters

Period Time Name
 1st 3'08" Grintescu, Anatolie
 4'55" Szabo, Alexandru
 2nd 1'42" Firoiu, Nicolae
 3rd 3'28" Marculescu, Cornel
 4th 3'01" Marculescu, Cornel
 4'57" Marculescu, Cornel

Period Time Name
 2nd 4'10" Vriend, Willem Jan F.

Player Ordered from Water

Period Time Name
 1st 1'40" Szabo, Alexandru
 3rd 4'12" Szabo, Alexandru

Period Time Name
 3rd 4'29" Muller, Johan Arnoldus

Match No. 35 Final League for 5-8 Places
 Time 15.20 **GERMANY 5** (0-1) **3 BELGIUM**
 Weather—Fine (1-1)
 I. Temp.—24.0°C (1-1)
 W. Temp.—24.5°C (3-0)
 Leather Ball

Tokyo Metro. Indoor Swimming Pool Oct. 17
 Referee —Brandi, J. HUNGARY
 Goal Judge —Nicolaescu, N. RUMANIA
 —Dragan RUMANIA
 Time Keeper—Said, H. U.A.R.

Cap No.	Name	Position				Goals	P.T.	M.F.	Cap No.	Name	Position				Goals	P.T.	M.F.		
		(1)	(2)	(3)	(4)					(1)	(2)	(3)	(4)						
1	Mader, Heinz	*	*	*	*	0	0	0	1	De Hesselle, Bruno	*	*	*	*	0	0	0		
2	Thiel, Jurgen	*	*	*	*	3	0	0	2	D'Oosterlinck, Frank	*	*	*	*	0	0	1		
3	Hohne, Hubert	*	*	*		0	0	1	3	De Wilde, Roger	*	*	*	*	2	1	0		
4	Ballerstedt, Siegfried	*	*		*	0	0	1	4	Caufrier, Jacques	*	*	*	*	0	0	1		
5	Thiele, Edgar	*	*			0	0	1	5	Laurent, Andre	*	*		*	0	0	2		
6	Kluge, Jurgen	*	*	*	*	0	0	1	6	De Vis, Karel	*	*		*	0	0	0		
7	Vohs, Dieter	*	*	*	*	2	0	1	7	Dumont, Jose	*	*		*	1	0	0		
8	Schulze, Klaus			*	*	0	0	1	8	Van Den Steen, Johan		*	*		0	0	0		
9	Schlenkrich, Klaus			*	*	0	0	2	9	Pickers, Leon	*				0	0	0		
10	Schmidt, Peter					0	0	0	10	Stappers, Joseph		*	*		0	0	1		
						Total	5	0	8							Total	3	1	5

Goal Getters

Period	Time	Name
2nd	1'50"	Thiel, Jurgen
3rd	1'38"	Thiel, Jurgen
4th	0'34"	Thiel, Jurgen
	2'10"	Vohs, Dieter
	4'53"	Vohs, Dieter

Period	Time	Name
1st	3'38"	De wilde, Roger
2nd	2'21"	Dumont, Jose
3rd	3'28"	De Wilde, Roger

Player Ordered from Water

Period	Time	Name
1st	4'38"	Kluge, Jurgen
2nd	1'48"	Vohs, Dieter
	2'03"	Hohne, Hubert
3rd	0'46"	Schulze, Klaus
	1'53"	Schlenkrich, Klaus
4th	2'25"	Schlenkrich, Klaus
	4'35"	Ballerstedt, Siegfried

Period	Time	Name
1st	4'03"	D'Oosterlinck, Frank
2nd	2'03"	Laurent, Andre
3rd	0'46"	Caufrier, Jacques
	4'58"	Stappers, Joseph
4th	4'35"	Laurent, Andre

Match No. 36 Final League for 1-4 Places
 Time 19.30 **YUGOSLAVIA 2** (0-0) **0 U.S.S.R.**
 Weather—Fine (0-0)
 I. Temp.—26.5°C (2-0)
 W. Temp.—24.5°C (0-0)
 Leather Ball

Yoyogi National Gymnasium Oct. 17
 Referee —Fuchs, A. BELGIUM
 Goal Judge —Batalle, T. SPAIN
 —Natori, M. JAPAN
 Time Keeper—Phillips, C. B. AUSTRALA

Cap No.	Name	Position				Goals	P.T.	M.F.	Cap No.	Name	Position				Goals	P.T.	M.F.		
		(1)	(2)	(3)	(4)					(1)	(2)	(3)	(4)						
1	Muskatirovic, Milan	*	*	*	*	0	0	0	1	Grabovsky, Igor	*	*	*	*	0	0	0		
2	Trumbic, Ivo	*	*	*	*	0	0	0	2	Kuznetsov, Vladimir	*	*	*	*	0	0	0		
3	Rosio, Vinko	*	*		*	0	0	0	3	Grishin, Boris		*	*	*	0	0	0		
4	Simenc, Zlatko	*	*	*	*	0	0	0	4	Popov, Boris	*	*			0	0	0		
5	Stanisic, Bozidar		*	*	*	0	0	1	5	Kalashnikov, Nikolay	*	*		*	0	0	0		
6	Nardeli, Ante	*	*			0	0	0	6	Bortkevich, Zenon	*				0	0	0		
7	Jankovic, Zoran	*		*		2	1	0	7	Kuznetsov, Nicolay	*	*	*	*	0	0	0		
8	Sandic, Mirko	*	*	*	*	0	0	1	8	Semionov, Vladimir	*	*	*	*	0	0	1		
9	Nonkovic, Frane					0	0	0	9	Ageev, Victor		*	*	*	0	0	1		
10	Bonacic, Ozren		*	*		0	0	2	10	Osipov, Leonid	*	*	*	*	0	0	1		
11	Stipanic, Karlo					0	0	0	11	Yegorov, Eduard					0	0	0		
						Total	2	1	4							Total	0	0	3

Goal Getters

Period	Time	Name
3rd	1'59"	Jankovic, Zoran
	4'35"	Jankovic, Zoran

None

Player Ordered from Water

Period	Time	Name
1st	0'33"	Sandic, Mirko
2nd	2'27"	Stanisic, Bozidar
3rd	4'22"	Bonacic, Ozren
4th	2'40"	Bonacic, Ozren

Period	Time	Name
1st	0'33"	Osipov, Leonid
2nd	2'27"	Ageev, Victor
3rd	4'22"	Semionov, Vladimir

Match No. 37 Final League for 1-4 Places

Time 13.00 **ITALY** 1 (0-1) **2 YUGOSLAVIA**
 Weather—Rainy (0-1)
 I. Temp.—22.0°C (0-0)
 W. Temp.—24.4°C (1-0)

Leather Ball

Cap No.	Name	Position				Goals	P.T.	M.F.
		(1)	(2)	(3)	(4)			
1	Rossi, Dante	*	*	*	*	0	0	0
2	D'Altrui, Giuseppe	*	*	*	*	0	0	0
3	Pizzo, Eraldo	*	*	*	*	0	0	0
4	Lonzi, Gianni	*	*	*	*	0	0	1
5	Lavoratori, Franco	*	*	*	*	0	0	0
6	Bardi, Danio	*	*	*	*	0	0	0
7	Parmegrani, Rosario	*	*	*	*	0	0	1
8	Cevasco, Mario	*	*	*	*	0	0	0
9	Spinola, Alberto	*	*	*	*	1	0	0
10	Guerrini, Giancarlo	*	*	*	*	0	0	0
11	Merello, Eugenio	*	*	*	*	0	0	0
Total						1	0	2

Tokyo Metro. Indoor Swimming Pool Oct. 18

Referee —Dirnweber, J. AUSTRIA
 Goal Judge —Said, H. U.A.R.
 —Mamguillot, M SPAIN
 Time Keeper—De Kok, H. G. NETHLAND

Cap No.	Name	Position				Goals	P.T.	M.F.
		(1)	(2)	(3)	(4)			
1	Muskatirovic, Milan	*	*	*	*	0	0	0
2	Trumbic, Ivo	*	*	*	*	0	0	1
3	Rosio, Vinko	*	*	*	*	0	0	0
4	Simenc, Zlatko	*	*	*	*	0	0	0
5	Stanisic, Bozidar	*	*	*	*	0	0	0
6	Nardeli, Ante	*	*	*	*	0	0	0
7	Jankovic, Zoran	*	*	*	*	1	0	1
8	Sandic, Mirko	*	*	*	*	1	0	1
9	Nonkovic, Frane	*	*	*	*	0	0	0
10	Bonacic, Ozren	*	*	*	*	0	0	0
11	Stipanac, Karlo	*	*	*	*	0	0	0
Total						2	0	3

Goal Getters

Period Time Name
 4th 4'52" Spinola, Alberto

Period Time Name
 1st 2'52" Jankovic, Zoran
 2nd 2'25" Sandic, Mirko

Player Ordered from Water

Period Time Name
 2nd 2'04" Lonzi Gianni
 4'48" Parmegrani, Rosario

Period Time Name
 2nd 4'48" Jankovic, Zoran
 4th 2'12" Trumbic, Ivo
 4'58" Sandic, Mirko

Match No. 38 Final League for 5-8 Places

Time 13.50 **RUMANIA** 3 (0-1) **5 BELGIUM**
 Weather—Rainy (1-1)
 I. Temp.—22.0°C (0-1)
 W. Temp.—24.4°C (2-2)

Leather Ball

Cap No.	Name	Position				Goals	P.T.	M.F.
		(1)	(2)	(3)	(4)			
1	Stefanescu, Mircea	*	*	*	*	0	0	0
2	Grintescu, Anatolie	*	*	*	*	1	0	0
3	Zahan, Aure	*	*	*	*	0	0	0
4	Szabo, Alexankru	*	*	*	*	0	0	4
5	Kroner, Stefan	*	*	*	*	0	1	0
6	Firoiu, Nicolae	*	*	*	*	1	0	1
7	Novac, Gruia	*	*	*	*	0	0	0
8	Marculescu, Cornel	*	*	*	*	1	0	0
9	Kuliniac, Iosif	*	*	*	*	0	0	1
10	Lita, Cosma	*	*	*	*	0	0	0
11	Muresanu, Emil	*	*	*	*	0	0	0
Total						3	1	6

Tokyo Metro. Indoor Swimming Pool Oct. 18

Referee —Segura, M. J. ARGENTIN
 Goal Judge —Chan, Kam Fui HONGKONG
 —Fangero, W. GERMANY
 Time Keeper—Natori, M, JAPAN

Cap No.	Name	Position				Goals	P.T.	M.F.
		(1)	(2)	(3)	(4)			
1	De Hesselle, Bruno	*	*	*	*	0	0	0
2	D'Oosterlinck, Frank	*	*	*	*	0	0	0
3	De Wilde, Roger	*	*	*	*	0	0	0
4	Caufrier, Jacques	*	*	*	*	0	0	3
5	Laurent, Andre	*	*	*	*	1	0	0
6	De Vis, Karel	*	*	*	*	1	0	1
7	Dumont, Jose	*	*	*	*	2	1	1
8	Van Den Steen, Johan	*	*	*	*	0	0	2
9	Pickers, Leon	*	*	*	*	1	0	0
10	Stappers, Joseph	*	*	*	*	0	0	0
Total						5	1	7

Goal Getters

Period Time Name
 2nd 3'56" Marculescu, Cornel
 4th 0'50" Grintescu, Anatolie
 2'08" Firoiu, Nicolae

Period Time Name
 1st 0'32" Dumont, Jose
 2nd 2'33" De Vis, Karel
 3rd 0'56" Laurent, Andre
 4th 1'26" Pickers, Leon
 2'35" Dumont, Jose

Player Ordered from Water

Period Time Name
 1st 2'12" Kuliniac, Iosif
 2'43" Szabo, Alexandru
 2nd 3'47" Firoiu, Nicolae
 4'35" Szabo, Alexandru
 3rd 3'31" Szabo, Alexandru

Period Time Name
 1st 0'58" Caufrier, Jacques
 2nd 3'41" Dumont, Jose
 De Vis, Karel
 3rd 2'25" Caufrier, Jacques
 2'25" Dumont, Jose
 4th 1'56" Van Den Steen, Johan



Yachting

International Yacht Racing Union

President Peter Scott
 Vice-President Jan Loeff
 Henry S. Morgan
 Secretary F. P. Osborne
 Technical Delegate attached to O. C. Ozawa, Kichitaro

Japan Yachting Association

President Yamagata, Katsumi
 Vice-President Oda, Chimaki

Ozawa, Kichitaro
 Ueda, Kenjiro

Hon. Secretary

Wada, Kinnosuke

Members of the 1964 International

Jury

President Peter Scott
 Vice-President

F. Gregg Bemis
 Niels Benzon

Members Ernst-Oscar Ahlers
 Bruno Bianchi

The Count of Caria
 Beppe Croce
 Frederik Horn
 Jean Peytel
 Sekiya Kensai
 J. C. Soderhjelm
 G. Sambrooke Sturgess
 E. Stutterheim
 George R. Hinman

International Technical Adviser

James McGruer
 Vernon Foster

Schedule

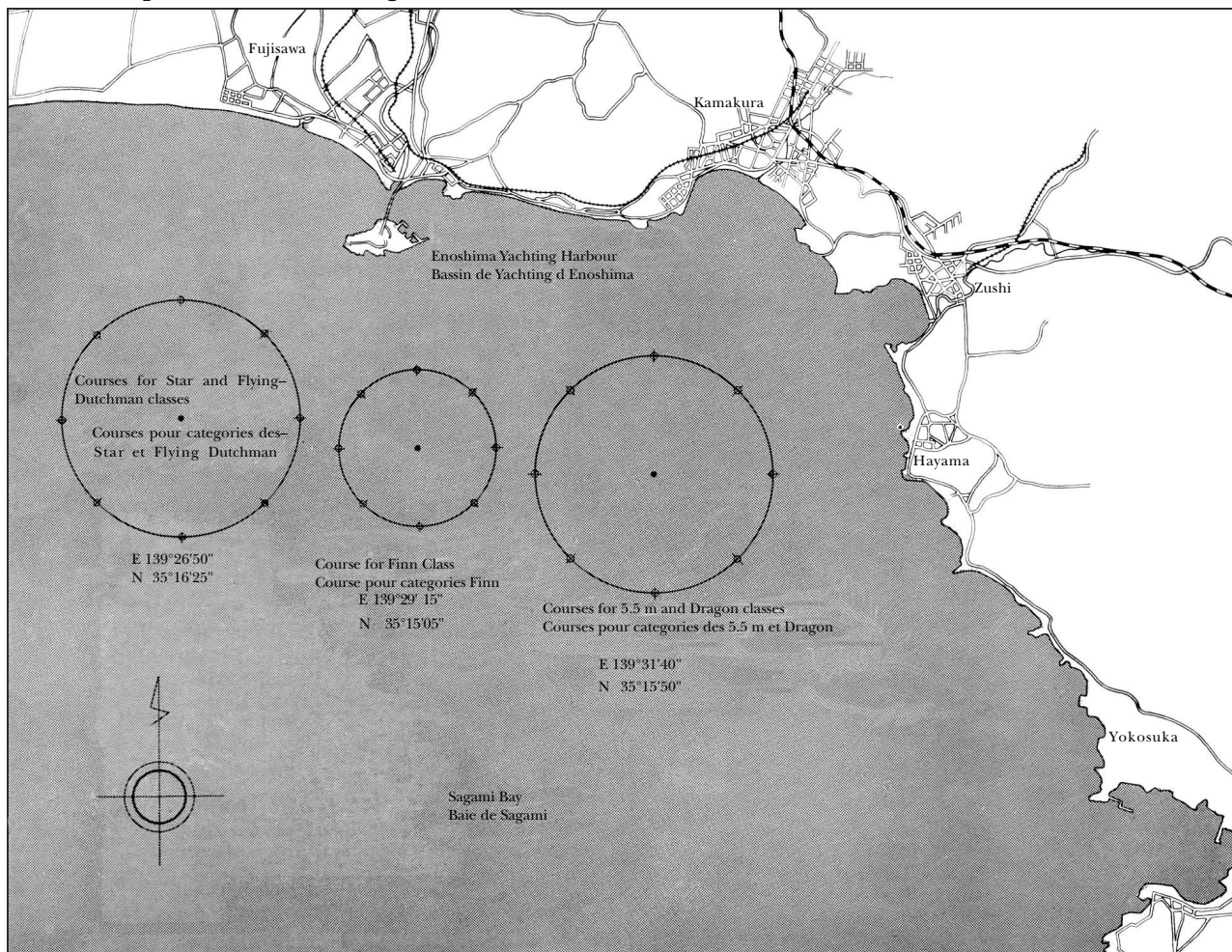
Oct. 12th (Mon.)	1st Race	Oct. 18th (Sun.)	Reserved Day
13th (Tue.)	2nd Race	19th (Mon.)	5th Race
14th (Wed.)	3rd Race	20th (Tue.)	6th Race
15th (Thur.)	4th Race	21st (Wed.)	7th Race
16th (Fri.)	Reserved Day	22nd (Thur.)	Reserved Day
17th (Sat.)	Reserved Day	23rd (Fri.)	Reserved Day

Starting Time on Each Day

5.5 m Class	11.00
Dragon Class	11.10
Star Class	11.10
Flying Dutchman Class	11.00
Finn Class	11.00

Yachting Race Area

Aire des Epreuves de Yachting



International 5.5 m Class

Sail Letters	Country	Helmsman-Crew	Yacht's Name
KA-14	AUSTRALA	W. H. Northam P. J. O'Donnell J. F. R. Sargeant	Barrenjoey
BA-1	BAHAMA	R. H. Symonette L. F. Ramsay P. A. Knowles	John B
KG-58	CANADA	S. A. McDonald J. D. Woodward G. B. Skinner	State VI
D-11	DENMARK	W. E. Berntsen A. C. C. Lassen P. Holm	Web III
L-24	FINLAND	J. E. Gullichsen K. P. Fazer J. R. Salovaara	Chaje II
G-12	GERMANY	F. Kopperschmidt H. Reich E. Wagner	Subbnboana
K-12	BRITAIN	R. A. Aisher E. Denham A. Jardine	Yeoman XII
I-42	ITALY	A. Straulino B. Petronio M. Minervin	Grifone
J-1	JAPAN	F. Matsumoto M. Yoshida T. Hagiwara	Roy
MX-1	MEXICO	V. De La Lama I. Belausteguigoitia L. Aguilar	Xolotl
N-27	NORWAY	H. Crown Prince E. Johannessen S. Foyen	Fram III
S-37	SWEDEN	L. E. V. Thorn S. H. Stork A. E. Karlsson	Rush VII
Z-45	SWITZ	P. Ramelet R. M. E. Rouge J. E. M. Graul	Alain IV
US-50	U.S.A.	J. J. McNamara Jr. F. P. Scully Jr. J. L. Batchelder	Bingo
SR-1	U.S.S.R.	K. Alexandrov K. Melgunov V. Zamotaikin	Druzhba

GO-37	GERMANY	P. Ahrendt U. Mense W. Lorenz	Mutafo
K-381	BRITAIN	E. M. Parry J. D. Harris P. J. C. Reade	Andromeda
GR-18	GREECE	O. Eskitzoglou G. Zaimis T. Magoulas	Proteus II
KH-1	HONGKONG	J. Park B. W. Turnbull P. P. J. Coope	Phoenix
IR-2	IRELAND	E. J. Kelliher R. G. D'Alton H. Maguire	Akatonbo
I-21	ITALY	S. Sorrentino S. Furlan A. Pelaschiar	Argeste
KJ-4	JAMAICA	B. G. Kirkconnell E. Taylor S. M. Henriques	Miss Nippon IV
J-15	JAPAN	S. Tanamachi T. Funaoka T. Hiuro	Miss Nippon V
MX-1	MEXICO	M. De La Lama E. Prieto Lopez J. Frias	Acipactli
H-191	NETHLAND	W. P. Van Duyl J. M. Jongkind H. J. Scholtz	Barco Deloro
N-236	NORWAY	M. Skaugen K. Bengtson E. N. Ly	Monica
PH-1	PHILPINS	F. Preysler J. Villarreal F. Juntereal	Kalayaan
P-20	PORTUGAL	F. P. B. Joaquim G. Q. Eduardo C. R. F. Carlos	Grifo IV
S-210	SWEDEN	B. G. Kaiser Son A. Settergren S. J. R. Holm	Kuling
TH-4	THAILAND	Prince Bira Princess Bira P. Areerob	Linglom
US-219	U.S.A.	L. O. North C. S. Rogers R. B. Deaver	Aphrodite
SR-1	U.S.S.R.	Y. Sharvin V. Nikolin L. Alexeev	Olen

International Dragon Class

Sail Letters	Country	Helmsman-Crew	Yacht's Name
A-34	ARGENTIN	J. A. Salas Chaves J. A. Del Rio R. R. Rivademar	Tango
KA-90	AUSTRALA	G. H. Drane I. M. Quartermain J. M. Coon	Cambria
BA-1	BAHAMAS	G. K. Kelly B. T. Kelly R. B. Eardley	Guanahani
KB-2	BERMUDA	E. K. Cooper E. S. Simmons C. P. Soares	Oleander XII
KC-101	CANADA	E. Botterell L. A. Watters J. J. MacBrien	Serendipity
D-166	DENMARK	O. V. H. Berntsen C. R. Von Bulow O. Poulsen	White Lady

International Star Class

Sail Letters	Country	Helmsman-Crew	Yacht's Name
A-4582	ARGENTIN	R. G. Sieburger A. Pekelharing	Rampage
KA-3922	AUSTRALA	M. W. Visser T. A. Owens	Maryke
BA-4789	BAHAMAS	D. R. Knowles C. G. Cooke	Gem
BL-3910	BRAZIL	H. Herchel Adler L. C. Peixote De Lima Ramos	Clementine V
CA-4143	CAMBODIA	D. An T. Kim	Gyoshu II
KC-4736	CANADA	D. Miller W. West	Glisten
L-4779	FINLAND	P. J. Tallberg H. J. Tallberg	Squid III

G-4871	GERMANY	B. Splieth M. A. K. Meyer	Bellatrix XIII
I-4484	ITALY	L. Croce L. Saidelli	Umberta V
J-4332	JAPAN	M. Ishii T. Okubo	Mita II
MX-4858	MEXICO	C. Braniff A. Gerard	Nausikaa 4
P-3870	PORTUGAL	M. A. B. Duarte P. C. B. Fernando	Faneca
S-4704	SWEDEN	P. H. Pettersson H. B. Sundstrom	Humbug V
Z-4627	SWITZ	H. R. Bryner U. Bucher	Ali-Baba IX
US-4841	U.S.A.	R. I. Stearns L. A. Williams III	Glider
SR-4773	U.S.S.R.	T. Pinegin F. Shutkov	Taifun
V-4906	VENEZULA	C. O. Daniel F. S. Juan	Espuma Del Mar

International Flying Dutchman Class

Sail Letters	Country	Helmsman-Crew	Yacht's Name
KA-95	AUSTRALA	J. G. Dawe I. C. Winter	Diablo
OE-100	AUSTRIA	K. Geiger W. Fischer	Brigantia
BL-24	BRAZIL	K. Hendriksen J. Roderbourg	Vento Sul
KC-41	CANADA	R. A. Lennox P. Henderson	Syndi
D-10	DENMARK	O. E. G. Petersen H. M. Fogh	"Miss Denmark 1964"
F-50	FRANCE	M. Buffet A. Lehoerff	Pigoule
GO-92	GERMANY	E. Reschwamm D. Gedde	Tantalus
K-93	BRITAIN	F. K. Musto A. W. C. Morgan	Lady C
I-311	ITALY	M. Capio M. Sartori	Aldebaran
J-7	JAPAN	Y. Tagami K. Matsuda	Riccar
MX-58	MEXICO	A. Serrano S. Gonzalez Karg	Tlaloc
H-187	NETHLAND	G. Verhagen N. P. De Jong	Daisy
KZ-22	NZEALAND	E. L. Wells H. O. L. Pedersen	Pandora
N-15	NORWAY	E. Koefoed H. P. Mehren	Lucky
KR-184	RHODESIA	A. D. Butler A. J. Crossley	Peri II
S-40	SWEDEN	L. G. Call S. L. Kall	Hayama
Z-83	SWITZ	J. P. Renevier M. S. R. Buzzi	Pousse-Moi Pas VII
KT-4	TRI-TBAG	R. H. D. Barrow C. H. Barrow	Firebird II
TK-6	TURKEY	E. Arsal M. Akdurak	—
US-600	U.S.A.	H. C. Melges Jr. W. B. Bentsen	Widgeon
SR-1	U.S.S.R.	V. Pilchin A. Shelkovnikov	Almaz

International Finn Class

Sail Letters	Country	Helmsman-Crew	Yacht's Name
A-1	ARGENTIN	R. M. Boneo	
KA-18	AUSTRALA	C. S. Ryrie	
OE-31	AUSTRIA	H. Raudaschl	
B-2	BELGIUM	A. Nelis	
KB-19	BERMUDA	J. C. Hooper	
BL-4	BRAZIL	J. Bruder	
CA-5	CAMBODIA	K. S. Touch	
KC-20	CANADA	B. Kirby	
CZ-6	CZECHSLV	M. Vejvoda	
D-7	DENMARK	H. N. Wind	
F-9	FRANCE	G. Devillard	
G(GO)-10	GERMANY	W. Kuhweide B. Dehmel	
K-17	BRITAIN	B. L. Saffery-Cooper	
GR-11	GREECE	P. Koulingas	
KH-21	HONGKONG	A. Stevens	
M-28	HUNGARY	G. Finaczy	
IR-15	IRELAND	J. P. A. Hooper	
J-16	JAPAN	T. Yamada	
KK-23	KENYA	P. Cooke	
MX-29	MEXICO	F. Ortiz Monasterio	
H-12	NETHLAND	H. Willems	
KZ-26	NZEALAND	P. G. Mander	
N-30	NORWAY	P. Jordbakke	
P-32	PORTUGAL	T. P. S. O. Helder	
PR-34	P. RICO	J. R. Torruellas	
KR-24	RHODESIA	M. McFadden	
E-8	SPAIN	J. Olabarri	
S-36	SWEDEN	B. A. Jacobson	
TH-38	THAILAND	R. Kanjanavanit	
TK-39	TURKEY	H. Kakis	
US-40	U.S.A.	P. J. Barrett	
SR-37	U.S.S.R.	A. Chuchelov	
V-41	VENEZULA	B. H. Karsten	

5.5 m 15 crews

Previous Olympic Winners

	Helmsman-Crew	Country	Yacht's Name
1952		U.S.A.	Complex II
1956	L. Thorn	SWEDEN	Rush V
	H. Karlsson		
	S. Stork		
1960	George D. O'Day	U.S.A.	Minotaur
	James H. Hunt		
	David J. Smith		

3rd Race Start 11.00 Oct. 14.

Place	Country	Sail No.	Time	Points
1	U.S.A.	US-50	2°03'52"	1277
2	AUSTRALA	KA-14	2°05'25"	976
3	ITALY	I-42	2°10'35"	800
4	SWEDEN	S-37	2°11'02"	675
5	CANADA	KC-58	2°11'22"	578
6	GERMANY	G-12	2°11'31"	499
7	NORWAY	N-27	2°11'43"	432
8	BRITAIN	K-12	2°11'57"	374
9	FINLAND	L-24	2°12'08"	323
10	U.S.S.R.	SR-1	2°12'23"	277
11	BAHAMAS	BA-1	2°12'50"	236
12	DENMARK	D-11	2°12'59"	198
13	SWITZ	Z-45	2°14'04"	163
14	JAPAN	J-1	2°15'31"	131
15	MEXICO	MX-1	2°17'21"	101

Weather—Cloudy Wind—12.0 m N
Tide—0.2 knots ESE
Water Temp—21.0°C

1st Race Start 12.00 Oct. 12.

Place	Country	Sail No.	Time	Points
1	AUSTRALA	KA-14	2°09'29"	1277
2	ITALY	I-42	2°10'13"	976
3	SWITZ	Z-45	2°11'25"	800
4	SWEDEN	S-37	2°12'43"	675
5	DENMARK	D-11	2°12'51"	578
6	FINLAND	L-24	2°12'52"	499
7	NORWAY	N-27	2°14'39"	432
8	BRITAIN	K-12	2°14'58"	374
9	BAHAMAS	BA-1	2°15'13"	323
10	U.S.A.	US-50	2°15'40"	277
11	U.S.S.R.	SR-1	2°16'44"	236
12	JAPAN	J-1	2°16'49"	198
13	CANADA	KC-58	2°17'43"	163
14	GERMANY	G-12	2°18'25"	131
15	MEXICO	MX-1	2°21'21"	101

Weather—Cloudy Wind—0.4 m ENE
Tide—0.5 knots E
Water Temp—23.0°C

4th Race Start 11.00 Oct. 15.

Place	Country	Sail No.	Time	Points
1	AUSTRALA	KA-14	2°00'51"	1277
2	NORWAY	N-27	2°01'01"	976
3	BAHAMAS	BA-1	2°01'32"	800
4	SWEDEN	S-37	2°01'50"	675
5	FINLAND	L-24	2°04'02"	578
6	U.S.A.	US-50	2°05'24"	499
7	U.S.S.R.	SR-1	2°05'25"	432
8	BRITAIN	K-12	2°05'31"	374
9	CANADA	KC-58	2°06'25"	323
10	DENMARK	D-11	2°06'28"	277
11	ITALY	I-42	2°07'22"	236
12	JAPAN	J-1	2°10'27"	198
13	MEXICO	MX-1	2°10'51"	163
—	GERMANY	G-12	Ret	101
—	SWITZ	Z-45	Dsq	0

Weather—Fine Wind—8.0 m N
Tide—0.7 knots E
Water Temp—21.0°C

2nd Race Start 11.00 Oct. 13.

Place	Country	Sail No.	Time	Points
1	U.S.A.	US-50	2°24'16"	1277
2	ITALY	I-42	2°34'31"	976
3	CANADA	KC-58	2°35'21"	800
4	SWEDEN	S-37	2°37'26"	675
5	FINLAND	L-24	2°38'13"	578
6	AUSTRALA	KA-14	2°38'52"	499
7	DENMARK	D-11	2°39'27"	432
8	GERMANY	G-12	2°39'55"	374
9	NORWAY	N-27	2°40'00"	323
10	BRITAIN	K-12	2°40'34"	277
11	U.S.S.R.	SR-1	2°41'46"	217
12	JAPAN	J-1	2°41'46"	217
13	BAHAMAS	BA-1	2°43'32"	163
14	MEXICO	MX-1	2°52'20"	131
—	SWITZ	Z-45	Dnf	101

Weather—Cloudy Wind—5.5 m NNE
Tide—0.3 knots SE
Water Temp—22.0°C

5th Race Start 11.00 Oct. 19.

Place	Country	Sail No.	Time	Points
1	SWEDEN	S-37	2°04'30"	1277
2	U.S.A.	US-50	2°04'34"	976
3	BAHAMAS	BA-1	2°04'41"	800
4	GERMANY	G-12	2°04'54"	675
5	FINLAND	L-24	2°05'52"	578
6	BRITAIN	K-12	2°06'30"	499
7	ITALY	I-42	2°06'44"	432
8	DENMARK	D-11	2°06'47"	374
9	CANADA	KC-58	2°07'00"	323
10	NORWAY	N-27	2°07'10"	277
11	SWITZ	Z-45	2°07'56"	236
12	U.S.S.R.	SR-1	2°09'42"	198
13	JAPAN	J-1	2°10'49"	163
14	MEXICO	MX-1	2°15'50"	131
—	AUSTRALA	KA-14	Ret	101

Weather—Fine Wind—12.0 m NNE
Tide—0.2 knots SSE
Water Temp—20.0°C

6th Race Start 11.00 Oct. 20.					7th Race Start 11.00 Oct. 21.				
Place	Country	Sail No.	Time	Points	Place	Country	Sail No.	Time	Points
1	AUSTRALA	KA-14	2°11'45"	1277	1	SWEDEN	S-37	2°12'45"	1277
2	ITALY	I-42	2°12'13"	976	2	SWITZ	Z-45	2°12'56"	976
3	U.S.A.	US-50	2°12'15"	800	3	GERMANY	G-12	2°13'17"	800
4	SWEDEN	S-37	2°12'46"	675	4	AUSTRALA	KA-14	2°13'56"	675
5	GERMANY	G-12	2°13'10"	578	5	ITALY	I-42	2°14'48"	578
6	BRITAIN	K-12	2°13'14"	499	6	CANADA	KC-58	2°15'14"	499
7	CANADA	KC-58	2°13'19"	432	7	FINLAND	L-24	2°16'04"	432
8	FINLAND	L-24	2°13'20"	374	8	NORWAY	N-27	2°16'22"	374
9	NORWAY	N-27	2°13'35"	323	9	BRITAIN	K-12	2°16'25"	323
10	BAHAMAS	BA-1	2°14'11"	277	10	BAHAMAS	BA-1	2°16'28"	277
11	U.S.S.R.	SR-1	2°14'13"	236	11	DENMARK	D-11	2°17'06"	236
12	SWITZ	Z-45	2°14'16"	198	12	U.S.S.R.	SR-1	2°17'38"	198
13	DENMARK	D-11	2°14'47"	163	13	JAPAN	J-1	2°18'50"	163
14	JAPAN	J-1	2°18'43"	131	14	MEXICO	MX-1	2°20'04"	131
15	MEXICO	MX-1	2°20'59"	101	—	U.S.A.	US-50	Ret	101

Weather—Cloudy Wind—4.5 m N
Tide—0.3 knots NE
Water Temp—21.1°C

Weather—Cloudy Wind—11.0 m S
Tide—0.1 knots SW
Water Temp—21.0°C

5.5 m Class Final Result

Place	Country	Sail No.	Race Points and Place							Total of Best Six
			1	2	3	4	5	6	7	
1	AUSTRALA	KA-14	1 1277	6 499	2 976	1 1277	— 101	1 1277	4 675	5981
2	SWEDEN	S-37	4 675	4 675	4 675	4 675	1 1277	4 675	1 1277	5254
3	U.S.A.	US-50	10 277	1 1277	1 1277	6 499	2 976	3 800	— 101	5106
4	ITALY	I-42	2 976	2 976	3 800	11 236	7 432	2 976	5 578	4738
5	GERMANY	G-12	14 131	8 374	6 499	— 101	4 675	5 578	3 800	3057
6	FINLAND	L-24	6 499	5 578	9 323	5 578	5 578	8 374	7 432	3039
7	CANADA	KC-58	13 163	3 800	5 578	9 323	9 323	7 432	6 499	2955
8	NORWAY	N-27	7 432	9 323	7 432	2 976	10 277	9 323	8 374	2860
9	BAHAMAS	BA-1	9 323	13 163	11 236	3 800	3 800	10 277	10 277	2713
10	SWITZ	Z-45	3 800	— 101	13 163	— 0	11 236	12 198	2 976	2474
11	BRITAIN	K-12	8 374	10 277	8 374	8 374	6 499	6 499	9 323	2443
12	DENMARK	D-11	5 578	7 432	12 198	10 277	8 374	13 163	11 236	2095
13	U.S.S.R.	SR-1	11 236	11 217	10 277	7 432	12 198	11 236	12 198	1596
14	JAPAN	J-1	12 198	11 217	14 131	12 198	13 163	14 131	13 163	1070
15	MEXICO	MX-1	15 101	14 131	15 101	13 163	14 131	15 101	14 131	758

5.5 m class winners—Les vainqueurs de la catégorie 5.5m ① AUSTRALA ② SWEDEN ③ U.S.A.



Dragon 23 crews

Previous Olympic Winners

	Helmsman-Crew	Country	Yacht's Name
1952		NORWAY	Pan
1956	F. Bohlin	SWEDEN	Slaghoken
	B. Palmquist		
	L. Wikstrom		
1960	H. R. H. Prince		
	Constantine	GREECE	Nirefs
	Odysseus Eskitzoglou		
	Georges Zaimis		

2nd Race		Start	11.30	Oct. 13.		
Place	Country	Sail No.	Time	Points		
1	BRITAIN	K-381	3°13'46"	1463		
2	GREECE	GR-18	3°14'41"	1162		
3	ARGENTIN	A-34	3°15'51"	986		
4	CANADA	KC-101	3°17'38"	861		
5	U.S.A.	US-219	3°18'28"	764		
6	SWEDEN	S-210	3°19'07"	685		
7	MEXICO	MX-1	3°19'52"	618		
8	BERMUDA	KB-2	3°20'17"	560		
9	U.S.S.R.	SR-1	3°21'33"	508		
10	GERMANY	GO-37	3°21'43"	463		
11	ITALY	I-21	3°23'11"	421		
12	AUSTRALA	KA-90	3°24'22"	384		
13	BAHAMAS	BA-1	3°24'27"	349		
14	NORWAY	N-236	3°24'34"	317		
15	PHILPINS	PH-1	3°24'39"	287		
16	DENMARK	D-166	3°24'52"	259		
17	HONGKONG	KH-1	3°27'06"	232		
18	JAPAN	J-15	3°27'20"	207		
19	PORTUGAL	P-20	3°27'58"	184		
20	IRELAND	IR-2	3°28'11"	162		
21	NETHLAND	H-191	3°28'22"	141		
22	THAILAND	TH-4	3°31'15"	120		
23	JAMAICA	KJ-4	3°32'37"	101		

Weather—Cloudy Wind—5.5 m NNE
 Tide—0.3 knots SE
 Water Temp—22.0°C

1st Race		Start	12.10	Oct. 12		
Place	Country	Sail No.	Time	Points		
1	DENMARK	D-166	2°25'45"	1463		
2	ITALY	I-21	2°26'37"	1162		
3	U.S.A.	US-219	2°27'08"	986		
4	CANADA	KG-101	2°28'41"	861		
5	BRITAIN	K-381	2°29'23"	764		
6	U.S.S.R.	SR-1	2°30'31"	685		
7	ARGENTIN	A-34	2°30'47"	618		
8	GERMANY	GO-37	2°31'42"	560		
9	AUSTRALA	KA-90	2°32'00"	508		
10	PORTUGAL	P-20	2°32'02"	463		
11	NORWAY	N-236	2°32'11"	421		
12	NETHLAND	H-191	2°33'03"	384		
13	GREECE	GR-18	2°33'12"	349		
14	SWEDEN	S-210	2°33'52"	317		
15	HONGKONG	KH-1	2°34'51"	287		
16	BAHAMAS	BA-1	2°35'05"	259		
17	JAPAN	J-15	2°35'23"	232		
18	IRELAND	IR-2	2°36'29"	207		
19	BERMUDA	KB-2	2°39'34"	184		
20	THAILAND	TH-4	2°40'28"	162		
21	PHILPINS	PH-1	2°41'12"	141		
22	JAMAICA	KJ-4	2°49'13"	120		
—	MEXICO	MX-1	Ret	101		

Weather—Cloudy Wind—0.4 m ENE
 Tide—0.5 knots E
 Water Temp—23.0°C

3rd Race		Start	11.10	Oct. 14.		
Place	Country	Sail No.	Time	Points		
1	U.S.A.	US-219	2°17'58"	1463		
2	U.S.S.R.	SR-1	2°19'02"	1162		
3	ITALY	I-21	2°19'07"	986		
4	DENMARK	D-166	2°19'56"	861		
5	BERMUDA	KB-2	2°20'14"	764		
6	AUSTRALA	KA-90	2°20'37"	685		
7	GERMANY	GO-37	2°21'10"	618		
8	NETHLAND	H-191	2°22'06"	560		
9	BRITAIN	K-381	2°22'32"	508		
10	GREECE	GR-18	2°22'39"	463		
11	CANADA	KC-101	2°22'46"	421		
12	NORWAY	N-236	2°23'32"	384		
13	BAHAMAS	BA-1	2°24'00"	349		
14	PORTUGAL	P-20	2°24'19"	317		
15	MEXICO	MX-1	2°25'05"	287		
16	SWEDEN	S-210	2°25'46"	259		
17	JAPAN	J-15	2°27'25"	232		
18	ARGENTIN	A-34	2°27'40"	207		
19	HONGKONG	KH-1	2°27'43"	184		
20	THAILAND	TH-4	2°33'41"	162		
—	IRELAND	IR-2	Ret	101		
—	JAMAICA	KJ-4	Ret	101		
—	PHILPINS	PH-1	Ret	101		

Weather—Cloudy Wind—12.0 m N
 Tide—0.2 knots ESE
 Water Temp—21.0°C

4th Race Start 11.10 Oct. 15.

Place	Country	Sail No.	Time	Points
1	GERMANY	GO-37	2°14'50"	1463
2	BRITAIN	K-381	2°15'46"	1162
3	U.S.A.	US-219	2°16'08"	986
4	BAHAMAS	BA-1	2°16'38"	861
5	NETHLAND	H-191	2°16'39"	764
6	BERMUDA	KB-2	2°16'48"	685
7	CANADA	KC-101	2°16'59"	618
8	U.S.S.R.	SR-1	2°17'01"	560
9	GREECE	GR-18	2°17'12"	508
10	DENMARK	D-199	2°17'30"	463
11	NORWAY	N-236	2°17'47"	421
12	ARGENTIN	A-34	2°17'50"	384
13	ITALY	I-21	2°17'54"	349
14	JAPAN	J-15	2°18'03"	317
15	IRELAND	IR-2	2°18'40"	287
16	PORTUGAL	P-20	2°19'30"	259
17	MEXICO	MX-1	2°20'06"	232
18	SWEDEN	S-210	2°20'37"	207
19	HONGKONG	KH-1	2°22'25"	184
20	JAMAICA	KJ-4	2°23'10"	162
21	PHILPINS	PH-1	2°23'47"	141
22	THAILAND	TH-4	2°25'06"	120
—	AUSTRALA	KA-90	Ret	101

Weather—Fine Wind—8.0 m N
Tide—0.7 knots E
Water Temp—21.0°C

6th Race Start 11.10 Oct. 20.

Place	Country	Sail No.	Time	Points
1	DENMARK	D-166	2°23'28"	1463
2	BERMUDA	KB-2	2°24'51"	1162
3	GREECE	GR-18	2°25'51"	986
4	GERMANY	GO-37	2°26'39"	861
5	U.S.A.	US-219	2°26'51"	764
6	BRITAIN	K-381	2°27'15"	685
7	ITALY	I-21	2°27'25"	618
8	SWEDEN	S-210	2°27'26"	560
9	BAHAMAS	BA-1	2°27'34"	508
10	U.S.S.R.	SR-1	2°27'46"	463
11	ARGENTIN	A-34	2°28'35"	421
12	AUSTRALA	KA-90	2°28'40"	384
13	PORTUGAL	P-20	2°28'44"	349
14	CANADA	KC-101	2°28'50"	317
15	HONGKONG	KH-1	2°28'51"	287
16	JAPAN	J-15	2°29'24"	259
17	MEXICO	MX-1	2°30'57"	232
18	NORWAY	N-236	2°31'38"	207
19	IRELAND	IR-2	2°32'27"	184
20	PHILPINS	PH-1	2°32'29"	162
21	JAMAICA	KJ-4	2°34'19"	141
22	THAILAND	TH-4	2°49'37"	120
—	NETHLAND	H-191	Ret	101

Weather—Cloudy Wind—4.5 m N
Tide—0.3 knots NE
Water Temp—21.0°C

5th Race Start 11.10 Oct. 19.

Place	Country	Sail No.	Time	Points
1	BERMUDA	KB-2	2°13'43"	1463
2	GERMANY	GO-37	2°14'48"	1162
3	DENMARK	D-166	2°15'40"	986
4	NETHLAND	H-191	2°16'11"	861
5	BAHAMAS	BA-1	2°16'41"	764
6	ITALY	I-21	2°16'55"	685
7	U.S.S.R.	SR-1	2°17'39"	618
8	U.S.A.	US-219	2°18'04"	560
9	BRITAIN	K-381	2°18'15"	508
10	SWEDEN	S-210	2°18'18"	463
11	AUSTRALA	KA-90	2°18'23"	421
12	GREECE	GR-18	2°18'51"	384
13	CANADA	KC-101	2°19'18"	349
14	NORWAY	N-236	2°20'17"	317
15	ARGENTIN	A-34	2°20'38"	287
16	JAPAN	J-15	2°21'07"	259
17	IRELAND	IR-2	2°22'20"	232
18	JAMAICA	KJ-4	2°25'56"	207
19	PHILPINS	PH-1	2°26'40"	184
20	THAILAND	TH-4	2°41'23"	162
—	HONGKONG	KH-1	Ret	101
—	MEXICO	MX-1	Ret	101
—	PORTUGAL	P-20	Ret	101

Weather—Fine Wind—12.0 m NNE
Tide—0.2 knots SSE
Water Temp—20.0°C

7th Race Start 11.10 Oct. 21.

Place	Country	Sail No.	Time	Points
1	BAHAMAS	BA-1	2°24'31"	1463
2	GERMANY	GO-37	2°24'46"	1162
3	ARGENTIN	A-34	2°25'07"	986
4	AUSTRALA	KA-90	2°25'43"	861
5	ITALY	I-21	2°25'49"	764
6	GREECE	GR-18	2°26'13"	685
7	DENMARK	D-166	2°26'31"	618
8	U.S.A.	US-219	2°27'22"	560
9	NETHLAND	H-191	2°27'40"	508
10	JAPAN	J-15	2°28'02"	463
11	BERMUDA	KB-2	2°28'15"	421
12	U.S.S.R.	SR-1	2°28'44"	384
13	CANADA	KC-101	2°28'46"	349
14	SWEDEN	S-210	2°29'16"	317
15	HONGKONG	KH-1	2°29'41"	287
16	IRELAND	IR-2	2°29'44"	259
17	PORTUGAL	P-20	2°30'15"	232
18	BRITAIN	K-381	2°30'33"	207
19	NORWAY	N-236	2°30'48"	184
20	MEXICO	MX-1	2°31'00"	162
21	PHILPINS	PH-1	2°33'23"	141
22	THAILAND	TH-4	2°35'26"	120
—	JAMAICA	KJ-4	Dsq	0

Weather—Cloudy Wind—11.0 m S
Tide—0.1 knots SW
Water Temp—21.0°C

Dragon Class Final Result

Place	Country	Sail No.	Race Points and Place							Total of Best Six
			1	2	3	4	5	6	7	
1	DENMARK	D-166	1 1463	16 259	4 861	10 463	3 986	1 1463	7 618	5854
2	GERMANY	GO-37	8 560	10 463	7 618	1 1463	2 1162	4 861	2 1162	5826
3	U.S.A.	US-219	3 986	5 764	1 1463	3 986	8 560	5 764	8 560	5523
4	BRITAIN	K-381	5 764	1 1463	9 508	2 1162	9 508	6 685	18 207	5090
5	BERMUDA	KB-2	19 184	8 560	5 764	6 685	1 1463	2 1162	11 421	5055
6	ITALY	I-21	2 1162	11 421	3 986	13 349	6 685	7 618	5 764	4636
7	BAHAMAS	BA-1	16 259	13 349	13 349	4 861	5 764	9 508	1 1463	4294
8	GREECE	GR-18	13 349	2 1162	10 463	9 508	12 384	3 986	6 685	5188
9	U.S.S.R.	SR-1	6 685	9 508	2 1162	8 560	7 618	10 463	12 384	3996
10	ARGENTIN	A-34	7 618	3 986	18 207	12 384	15 287	11 421	3 986	3682
11	CANADA	KC-101	4 861	4 861	11 421	7 618	13 349	14 317	13 349	3459
12	AUSTRALA	KA-90	9 508	12 384	6 685	— 101	11 421	12 384	4 681	3243
13	NETHLAND	H-191	12 384	21 141	8 560	5 764	4 861	— 101	9 508	3218
14	SWEDEN	S-210	14 317	6 685	16 259	18 207	10 463	8 560	14 317	2601
15	NORWAY	N-236	11 421	14 317	12 384	11 421	14 317	18 207	19 184	2067
16	PORTUGAL	P-20	10 463	19 184	14 317	16 259	— 101	13 349	17 232	1804
17	JAPAN	J-15	17 232	18 207	17 232	14 317	16 259	16 259	10 463	1762
18	MEXICO	MX-1	— 101	7 618	15 287	17 232	— 101	17 232	20 162	1632
19	HONGKONG	KH-1	15 287	17 232	19 184	19 184	— 101	15 287	15 287	1461
20	IRELAND	IR-2	18 207	20 162	— 101	15 287	17 232	19 184	16 259	1331
21	PHILPINS	PH-1	21 141	15 287	— 101	21 141	19 184	20 162	21 141	1056
22	THAILAND	TH-4	20 162	22 120	20 162	22 120	20 162	22 120	22 120	846
23	JAMAICA	KJ-4	22 120	23 101	— 101	20 162	18 207	21 141	— 0	832

Dragon class event winners

Les vainqueurs de l'épreuve catégorie Dragon

① DENMARK ② GERMANY ③ U.S.A.



Star 17 crews

Previous Olympic Winners

	Helmsman-Crew	Country	Yacht's Name
1952		ITALY	Merope
1956	H. P. Williams L. E. Low	U.S.A.	Kathleen
1960	Timir Pinegin Fedor Shutkov	U.S.S.R.	Tornado

1st Race	Start	11.10	Oct. 12		
Place	Country	Sail No.	Time	Points	
1	BAHAMAS	BA-4789	2°25'05"	1331	
2	FINLAND	L-4779	2°25'59"	1030	
3	U.S.S.R.	SR-4773	2°26'07"	854	
4	CANADA	KC-4736	2°26'17"	729	
5	GERMANY	G-4871	2°26'27"	632	
6	PORTUGAL	P-3870	2°27'41"	553	
7	U.S.A.	US-4841	2°28'11"	486	
8	AUSTRALA	KA-3922	2°29'20"	428	
9	SWEDEN	S-4704	2°30'04"	377	
10	BRAZIL	BL-3910	2°30'17"	331	
11	MEXICO	MX-4858	2°30'55"	290	
12	SWITZ	Z-4627	2°32'04"	252	
13	ITALY	I-4484	2°32'51"	218	
14	ARGENTIN	A-4582	2°34'00"	185	
15	JAPAN	J-4332	2°34'24"	155	
16	VENEZULA	V-4906	2°35'04"	127	
17	CAMBODIA	CA-4143	2°37'51"	101	

Weather—Cloudy Wind—3.0 m E
Tide—0.3 knots SSE
Water Temp—22.0°C

2nd Race	Start	11.10	Oct. 13		
Place	Country	Sail No.	Time	Points	
1	U.S.S.R.	SR-4773	2°29'01"	1331	
2	PORTUGAL	P-3870	2°30'02"	1030	
3	GERMANY	G-4871	2°30'17"	854	
4	FINLAND	L-4779	2°30'18"	729	
5	BAHAMAS	BA-4789	2°30'36"	632	
6	BRAZIL	BL-3910	2°32'45"	553	
7	SWITZ	Z-4627	2°33'32"	486	
8	U.S.A.	US-4841	2°33'52"	428	
9	MEXICO	MX-4858	2°36'23"	377	
10	SWEDEN	S-4704	2°37'05"	331	
11	JAPAN	J-4332	2°37'56"	290	
12	ITALY	I-4484	2°39'05"	252	
13	VENEZULA	V-4906	2°40'13"	218	
14	CANADA	KC-4736	2°41'30"	185	
15	ARGENTIN	A-4582	2°43'04"	155	
16	AUSTRALA	KA-3922	2°44'10"	127	
—	CAMBODIA	CA-4143	Ret	101	

Weather—Cloudy Wind—3.8 m NE
Tide—0.4 Knot SSE
Water Temp—22.5°C

3rd Race	Start	11.10	Oct. 14		
Place	Country	Sail No.	Time	Points	
1	U.S.A.	US-4841	2°23'53"	1331	
2	SWEDEN	S-4704	2°25'58"	1030	
3	FINLAND	L-4779	2°26'15"	854	
4	GERMANY	G-4871	2°27'34"	729	
5	CANADA	KC-4736	2°31'26"	632	
6	ARGENTIN	A-4582	2°38'20"	553	
7	JAPAN	J-4332	2°42'01"	486	
8	VENEZULA	V-4906	2°44'22"	428	
—	BAHAMAS	BA-4789	Ret	101	
—	BRAZIL	BL-3910	Ret	101	
—	ITALY	I-4484	Ret	101	
—	AUSTRALA	KA-3922	Ret	101	
—	MEXICO	MX-4858	Ret	101	
—	PORTUGAL	P-3870	Ret	101	
—	U.S.S.R.	SR-4773	Ret	101	
—	CAMBODIA	CA-4143	Dns	0	
—	SWITZ	Z-4627	Dsq	0	

Weather—Cloudy Wind—14.0 m N
Tide—0.6 knots SW
Water Temp—20.5°C

4th Race	Start	11.10	Oct. 15		
Place	Country	Sail No.	Time	Points	
1	SWEDEN	S-4704	2°13'19"	1331	
2	U.S.A.	US-4841	2°13'26"	1030	
3	GERMANY	G-4871	2°14'21"	854	
4	FINLAND	L-4779	2°14'27"	729	
5	U.S.S.R.	SR-4773	2°14'52"	632	
6	BAHAMAS	BA-4789	2°18'31"	553	
7	SWITZ	Z-4627	2°18'44"	486	
8	CANADA	KC-4736	2°18'53"	428	
9	PORTUGAL	P-3870	2°19'00"	377	
10	AUSTRALA	KA-3922	2°19'15"	331	
11	ITALY	I-4484	2°19'18"	290	
12	BRAZIL	BL-3910	2°23'24"	252	
13	JAPAN	J-4332	2°23'37"	218	
14	VENEZULA	V-4906	2°25'06"	185	
15	MEXICO	MX-4858	2°25'25"	155	
16	ARGENTIN	A-4582	2°26'27"	127	
—	CAMBODIA	CA-4143	Dns	0	

Weather—Fine Wind—10.0 m NNE
Tide—0.4 knots ESE
Water Temp—22.0°C

5th Race	Start	11.10	Oct. 19		
Place	Country	Sail No.	Time	Points	
1	BAHAMAS	BA-4789	2°11'34"	1331	
2	SWEDEN	S-4704	2°12'58"	1030	
3	U.S.A.	US-4841	2°13'49"	854	
4	FINLAND	L-4779	2°14'02"	729	
5	AUSTRALA	KA-3922	2°15'51"	632	
6	GERMANY	G-4871	2°17'28"	553	
7	PORTUGAL	P-3870	2°18'38"	486	
8	SWITZ	Z-4627	2°19'40"	428	
9	BRAZIL	BL-3910	2°19'54"	377	
10	U.S.S.R.	SR-4773	2°21'05"	331	
11	CANADA	KC-4736	2°21'38"	290	
12	ARGENTIN	A-4582	2°21'57"	252	
13	JAPAN	J-4332	2°22'36"	218	
14	VENEZULA	V-4906	2°23'27"	185	
15	ITALY	I-4484	2°23'45"	155	
16	MEXICO	MX-4858	2°25'15"	127	
—	CAMBODIA	CA-4143	Dns	0	

Weather—Fine
Wind—9.0 m NNE
Tide—0.7 knots ESE
Water Temp—20.0°C

6th Race	Start	11.10	Oct. 20		
Place	Country	Sail No.	Time	Points	
1	BAHAMAS	BA-4789	2°17'44"	1331	
2	SWEDEN	S-4704	2°20'31"	1030	
3	U.S.A.	US-4841	2°20'35"	854	
4	U.S.S.R.	SR-4773	2°20'52"	729	
5	CANADA	KC-4736	2°21'07"	632	
6	GERMANY	G-4871	2°21'35"	553	
7	AUSTRALA	KA-3922	2°22'17"	486	
8	FINLAND	L-4779	2°24'13"	428	
9	BRAZIL	BL-3910	2°24'40"	377	
10	SWITZ	Z-4627	2°24'44"	331	
11	ITALY	I-4484	2°25'13"	290	
12	PORTUGAL	P-3870	2°26'22"	252	
13	ARGENTIN	A-4582	2°28'32"	218	
14	MEXICO	MX-4858	2°29'19"	185	
15	VENEZULA	V-4906	2°31'09"	155	
16	JAPAN	J-4332	2°32'13"	127	
—	CAMBODIA	CA-4143	Dns	0	

Weather—Cloudy
Wind—5.0 m N
Tide—0.2 knots ESE
Water Temp—19.0°C

7th Race	Start	11.40	Oct. 21		
Place	Country	Sail No.	Time	Points	
1	FINLAND	L-4779	2°24'37"	1331	
2	U.S.A.	US-4841	2°24'42"	1030	
3	CANADA	KC-4736	2°26'40"	854	
4	SWEDEN	S-4704	2°26'58"	729	
5	PORTUGAL	P-3870	2°29'08"	632	
6	GERMANY	G-4871	2°29'12"	553	
7	BAHAMAS	BA-4789	2°29'43"	486	
8	U.S.S.R.	SR-4773	2°30'17"	428	
9	SWITZ	Z-4627	2°30'47"	377	
10	BRAZIL	BL-3910	2°32'15"	331	
11	MEXICO	MX-4858	2°32'24"	290	
12	AUSTRALA	KA-3922	2°33'32"	252	
13	ITALY	I-4484	2°34'02"	218	
14	VENEZULA	V-4906	2°35'56"	185	
15	ARGENTIN	A-4582	2°36'26"	155	
—	CAMBODIA	CA-4143	Dns	0	
—	JAPAN	J-4332	Dsq	0	

Weather—Cloudy
Wind—8.0 m SW
Tide—0.3 knots WSW
Water Temp—22.0°C



Star class event medalists

Les médaillés de l'épreuve catégorie Star

① BAHAMAS ② U.S.A. ③ SWEDEN

Star Class Final Result

Place	Country	Sail No.	Race Points and Place							Total of Best Six
			1	2	3	4	5	6	7	
1	BAHAMAS	BA-4789	1 1331	5 632	— 101	6 553	1 1331	1 1331	7 486	5664
2	U.S.A.	US-4841	7 486	8 428	1 1331	2 1030	3 854	3 854	2 1030	5585
3	SWEDEN	S-4704	9 377	10 331	2 1030	1 1331	2 1030	2 1030	4 729	5527
4	FINLAND	L-4779	2 1030	4 729	3 854	4 729	4 729	8 428	1 1331	5402
5	U.S.S.R.	SR-4773	3 854	1 1331	— 101	5 632	10 331	4 729	8 428	4305
6	GERMANY	G-4871	5 632	3 854	4 729	3 854	6 553	6 553	6 553	4175
7	CANADA	KC-4736	4 729	14 185	5 632	8 428	11 290	5 632	3 854	3565
8	PORTUGAL	P-3870	6 553	2 1030	— 101	9 377	7 486	12 252	5 632	3330
9	SWITZ	Z-4627	12 252	7 486	— 0	7 486	8 428	10 331	9 377	2360
10	AUSTRALA	KA-3922	8 428	16 127	— 101	10 331	5 632	7 486	12 252	2256
11	BRAZIL	BL-3910	10 331	6 553	— 101	12 252	9 377	9 377	10 331	2221
12	ARGENTIN	A-4582	14 185	15 155	6 553	16 127	12 252	13 218	15 155	1518
13	JAPAN	J-4332	15 155	11 290	7 486	13 218	13 218	16 127	— 0	1494
14	MEXICO	MX-4858	11 290	9 377	— 101	15 155	16 127	14 185	11 290	1424
15	ITALY	I-4484	13 218	12 252	— 101	11 290	15 155	11 290	13 218	1423
16	VENEZULA	V-4906	16 127	13 218	8 428	14 185	14 185	15 155	14 185	1356
17	CAMBODIA	CA-4143	17 101	— 101	— 0	— 0	— 0	0	0	202

Flying Dutchman 21 crews

Previous Olympic Winners

	Helmsman-Crew	Country	Yacht's Name
1952	—	—	—
1956	—	—	—
1960	Peder. Lunde, Jr. Björn. Bergvall	NORWAY	Sirene

1st Race Start 11.00 Oct. 12					2nd Race Start 11.00 Oct. 13				
Place	Country	Sail No.	Time	Points	Place	Country	Sail No.	Time	Points
1	ITALY	I-311	2°20'08"	1423	1	BRITAIN	K-93	2°23'56"	1423
2	FRANCE	F-50	2°22'49"	1122	2	U.S.A.	US-600	2°26'16"	1122
3	RHODESIA	KR-184	2°22'54"	946	3	NETHLAND	H-187	2°28'16"	946
4	NORWAY	N-15	2°23'35"	821	4	AUSTRALA	KA-95	2°28'29"	821
5	CANADA	KC-41	2°24'38"	724	5	ITALY	I-311	2°28'55"	724
6	DENMARK	D-10	2°24'49"	645	6	JAPAN	J-7	2°29'49"	645
7	U.S.S.R.	SR-1	2°25'09"	578	7	FRANCE	F-50	2°29'51"	578
8	BRITAIN	K-93	2°25'16"	520	8	RHODESIA	KR-184	2°30'00"	520
9	JAPAN	J-7	2°26'45"	469	9	GERMANY	GO-92	2°30'06"	469
10	U.S.A.	US-600	2°26'49"	423	10	CANADA	KC-41	2°31'26"	423
11	SWITZ	Z-83	2°27'25"	382	11	NORWAY	N-15	2°31'49"	382
12	BRAZIL	BL-24	2°28'49"	344	12	BRAZIL	BL-24	2°32'18"	344
13	AUSTRALA	KA-95	2°29'09"	309	13	U.S.S.R.	SR-1	2°33'03"	309
14	AUSTRIA	OE-100	2°29'27"	277	14	SWEDEN	S-40	2°33'09"	277
15	NETHLAND	H-187	2°29'52"	247	15	SWITZ	Z-83	2°33'40"	247
16	NZEALAND	KZ-22	2°31'58"	219	16	TRI-TBAG	KT-4	2°35'27"	219
17	GERMANY	GO-92	2°33'00"	193	17	TURKEY	TK-6	2°37'40"	193
18	SWEDEN	S-40	2°34'41"	168	18	MEXICO	MX-58	2°57'56"	168
19	TRI-TBAG	KT-4	2°36'29"	144	—	DENMARK	D-10	Ret	101
20	TURKEY	TK-6	2°37'11"	122	—	NZEALAND	KZ-22	Ret	101
21	MEXICO	MX-58	2°47'07"	101	—	AUSTRIA	OE-100	Dsq	0

Weather—Cloudy Wind—3.3 m E Tide—0.3 knots SSE Water Temp—22.0°C

Weather—Cloudy Wind—3.8 m NE Tide—0.4 knots SSE Water Temp—22.5°C

3rd Race Start 11.00 Oct. 14.					4th Race Start 11.00 Oct. 15.				
Place	Country	Sail No.	Time	Points	Place	Country	Sail No.	Time	Points
1	NZEALAND	KZ-22	1°59'44"	1423	1	DENMARK	D-10	1°50'51"	1423
2	BRITAIN	K-93	2°00'49"	1122	2	U.S.A.	US-600	1°50'57"	1122
3	AUSTRIA	OE-100	2°01'03"	946	3	NZEALAND	KZ-22	1°51,40"	946
4	DENMARK	D-10	2°01'21"	821	4	U.S.S.R.	SR-1	1°52'05"	821
5	FRANCE	F-50	2°03'43"	724	5	BRITAIN	K-93	1°52'56"	724
6	GERMANY	GO-92	2°05'28"	645	6	RHODESIA	KR-184	1°53'21"	645
7	NORWAY	N-15	2°08'11"	578	7	AUSTRALA	KA-95	1°53'39"	578
8	NETHLAND	H-187	2°08'40"	520	8	NETHLAND	H-187	1°54'27"	520
9	BRAZIL	BL-24	2°14'25"	469	9	NORWAY	N-15	1°55'16"	469
10	CANADA	KC-41	2°19'07"	423	10	AUSTRIA	OE-100	1°56'09"	423
11	SWITZ	Z-83	2°20'56"	382	11	GERMANY	GO-92	1°56'30"	382
12	SWEDEN	S-40	2°40'25"	344	12	ITALY	I-311	1°56'34"	344
13	JAPAN	J-7	3°24'03"	309	13	CANADA	KC-41	1°56'36"	309
—	ITALY	I-311	Ret	101	14	BRAZIL	BL-24	1°56'54"	277
—	AUSTRALA	KA-95	Ret	101	15	FRANCE	F-50	1°57'29"	247
—	RHODESIA	KR-184	Ret	101	16	SWITZ	Z-83	1°58'48"	219
—	TRI-TBAG	KT-4	Ret	101	17	SWEDEN	S-40	2°03'38"	193
—	U.S.S.R.	SR-1	Ret	101	18	TURKEY	TK-6	2°06'58"	168
—	TURKEY	TK-6	Ret	101	19	MEXICO	MX-58	2°09'03"	144
—	U.S.A.	US-600	Ret	101	—	JAPAN	J-7	Ret	101
—	MEXICO	MX-58	Dns	0	—	TRI-TBAG	KT-4	Dns	0


Weather—Cloudy Wind—14.0 m N Tide—0.6 knots SW Water Temp—20.5°C

Weather—Fine Wind—10.0 m NNE Tide—0.4 knots ESE Water Temp—22.0°C

The Swedish yacht in the centre is here helping to rescue the Australian yacht (at right). I. C. Winter of the Australia team is already on board the Swedish yacht. J. Dawe is still clinging to the upturned Flying Dutchman. The Tokyo Trophy was awarded to this Swedish Yachting crew for their display of these highest qualities of sportsmanship during the Games.

Le yacht suédois, au centre, aide au sauvetage du yacht australien (à droite). I. C. Winter, de l'équipe australienne est déjà à bord du yacht suédois. J. Dawe est toujours agrippé au Flying Dutchman retourné.

Le Trophée de Tokyo a été décerné à l'équipe de la Suède pour la qualité digne de son esprit sportif pendant les Jeux.



5th Race		Start 11.00	Oct. 19.	
Place	Country	Sail No.	Time	Points
1	NZEALAND	KZ-22	1°52'39"	1423
2	U.S.A.	US-600	1°54'06"	1122
3	FRANCE	F-50	1°54'17"	946
4	RHODESIA	KR-184	1°54'21"	821
5	DENMARK	D-10	1°54'59"	724
6	BRITAIN	K-93	1°55'00"	645
7	NORWAY	N-15	1°55'37"	578
8	GERMANY	GO-92	1°55'43"	520
7	AUSTRIA	OE-100	1°55'44"	469
10	U.S.S.R.	SR-1	1°55'48"	423
11	NETHLAND	H-187	1°56'00"	382
12	ITALY	I-311	1°59'25"	344
13	CANADA	KC-41	1°59'37"	309
14	SWEDEN	S-40	2°00'07"	277
15	JAPAN	J-7	2°03'32"	247
16	TRI-TBAG	KT-4	2°03'46"	219
17	BRAZIL	BL-24	5°04'09"	193
18	TURKEY	TK-6	2°15'17"	168
19	MEXICO	MX-58	2°28'53"	144
—	AUSTRALA	KA-95	Ret	101
—	SWITZ	Z-83	Dns	0

Weather—Fine Wind—9.0 m NNE
 Tide—0.7 knots ESE
 Water Temp—20.0°C



Flying Dutchman class winners
Les vainqueurs de la catégorie Flying Dutchman
 ① NZEALAND ② BRITAIN ③ U.S.A.

6th Race		Start 11.00	Oct. 20.	
Place	Country	Sail No.	Time	Points
1	NZEALAND	KZ-22	1°53'27"	1423
2	BRITAIN	K-93	1°53'32"	1122
3	U.S.A.	US-600	2°00'47"	946
4	U.S.S.R.	SR-1	2°01'25"	821
5	NETHLAND	H-187	2°02'20"	724
6	AUSTRIA	OE-100	2°02'51"	645
7	NORWAY	N-15	2°02'56"	578
8	ITALY	I-311	2°03'13"	520
9	RHODESIA	KR-184	2°04'10"	469
10	GERMANY	GO-92	2°04'58"	428
11	SWITZ	Z-83	2°04'59"	382
12	CANADA	KC-41	2°05'21"	344
13	DENMARK	D-10	2°06'33"	309
14	SWEDEN	S-40	2°07'51"	277
15	FRANCE	F-50	2°07'54"	247
16	JAPAN	J-7	2°10'37"	219
17	BRAZIL	BL-24	2°11'09"	193
18	TRI-TBAG	KT-4	2°11'58"	168
19	MEXICO	MX-58	2°19'14"	144
—	AUSTRALA	KA-95	Ret	101

Weather—Cloudy Wind—5.0 m N
 Tide—0.2 knots ESE
 Water Temp—19.0°C

7th Race		Start 11.30	Oct. 21.	
Place	Country	Sail No.	Time	Points
1	U.S.S.R.	SR-1	2°08'56"	1423
2	NETHLAND	H-187	2°09'47"	1122
3	AUSTRIA	OE-100	2°10'13"	946
4	NZEALAND	KZ-22	2°10'22"	821
5	CANADA	KC-41	2°13'26"	724
6	NORWAY	N-15	2°13'50"	645
7	DENMARK	D-10	2°14'29"	578
8	BRAZIL	BL-24	2°14'30"	520
9	AUSTRALA	KA-95	2°14'43"	469
10	U.S.A.	US-600	2°14'51"	423
11	BRITAIN	K-93	2°15'05"	382
12	GERMANY	GO-92	2°16'36"	344
13	ITALY	I-311	2°17'27"	309
14	JAPAN	J-7	2°19'02"	277
15	RHODESIA	KR-184	2°19'50"	247
16	TRI-TBAG	KT-4	2°20'14"	219
17	SWEDEN	S-40	2°21'14"	193
18	SWITZ	Z-83	2°22'59"	168
19	MEXICO	MX-58	2°31'11"	144
20	TURKEY	TK-6	2°33'22"	122
—	FRANCE	F-50	Ret	101

Weather—Cloudy Wind—8.0 m SW
 Tide—0.3 knots WSW
 Water Temp—22.0°C

Flying Dutchman Final Result

Place	Country	Sail No.	Race Points and Place							Total of Best Six							
			1	2	3	4	5	6	7								
1	NZEALAND	KZ-22	16	219	—	101	1	1423	3	946	1	1423	1	1423	4	821	6255
2	BRITAIN	K-93	8	520	1	1423	2	1122	5	724	6	645	2	1122	11	382	5556
3	U.S.A.	US-600	10	423	2	1122	—	101	2	1122	2	1122	3	946	10	423	5158
4	DENMARK	D-10	6	645	—	101	4	821	1	1423	5	724	13	309	7	578	4500
5	U.S.S.R.	SR-1	7	578	13	309	—	101	4	821	10	423	4	821	1	1423	4375
6	NETHLAND	H-187	15	247	3	946	8	520	8	520	11	382	5	724	2	1122	4214
7	FRANCE	F-50	2	1122	7	578	5	724	15	247	3	946	15	247	—	101	3864
8	AUSTRIA	OE-100	14	277	—	0	3	946	10	423	9	469	6	645	3	946	3706
9	NORWAY	N-15	4	821	11	382	7	578	9	469	7	578	7	578	6	645	3669
10	ITALY	I-311	1	1423	5	724	—	101	12	344	12	344	8	520	13	309	3664
11	RHODESIA	KR-184	3	946	8	520	—	101	6	645	4	821	9	469	15	247	3648
12	CANADA	KC-41	5	724	10	423	10	423	13	309	13	309	12	344	5	724	2947
13	GERMANY	GO-92	17	193	9	469	6	645	11	382	8	520	10	423	12	344	2783
14	AUSTRALA	KA-95	13	309	4	821	—	101	7	578	—	101	—	101	9	469	2379
15	JAPAN	J-7	9	469	6	645	13	309	—	101	15	247	16	219	14	277	2166
16	BRAZIL	BL-24	12	344	12	344	9	469	14	277	17	193	17	193	8	520	2147
17	SWITZ	Z-83	11	382	15	247	11	382	16	219	—	0	11	382	18	168	1780
18	SWEDEN	S-40	18	168	14	277	12	344	17	193	14	277	14	277	17	193	1561
19	TRI-TBAG	KT-4	19	144	16	219	—	101	—	0	16	219	18	168	16	219	1070
20	TURKEY	TK-6	20	122	17	193	—	101	18	168	18	168	20	122	20	122	895
21	MEXICO	MX-58	21	101	18	168	—	0	19	144	19	144	19	144	19	144	845

Finn 33 competitors

Previous Olympic Winners

	Helmsman	Country
1952	Paul B. Elvström	DENMARK
1956	Paul B. Elvström	DENMARK
1960	Paul B. Elvström	DENMARK



Finn class winners Les vainqueurs de la catégorie Finn
 ① W. Kuhweide (GER) ② P. Barrett (USA) ③ H. Wind (DEN)

1st Race	Start	11.00	Oct. 12.			
Place	Country	Name	Time	Points		
1	U.S.A.	Barrett, Peter Jones	2°13'17"	1620		
2	GERMANY	Kuhweide, Wilhelm	2°13'45"	1318		
3	AUSTRALA	Ryrie, Colin Stirling	2°15'00"	1142		
4	NETHLAND	Willems, Hans	2°15'20"	1017		
5	GREECE	Koulingas, Panaghiotis	2°15'29"	921		
6	RHODESIA	McFadden, Michael	2°16'26"	841		
7	HUNGARY	Finaczy, Gyorgy	2°16'56"	774		
8	NZEALAND	Mander, Peter Garth	2°17'01"	716		
9	NORWAY	Jordbakke, Per	2°17'02"	665		
10	PORTUGAL	Helder, T. Pacheco S. O.	2°18'02"	620		
11	FRANCE	Devillard, Gerard	2°18'11"	578		
12	CANADA	Kirby, Bruce	2°18'37"	540		
13	KENYA	Cooke, Peter	2°18'49"	506		
14	DENMARK	Wind, Henning Norgaard	2°19'09"	473		
15	BRITAIN	Saffery-Cooper, Brian L.	2°19'30"	443		

16	CZECHSLV	Vejvoda, Miroslav	2°19'36"	415
17	SWEDEN	Jacobson, Boris Alvar	2°19'37"	389
18	JAPAN	Yamada, Takashi	2°20'59"	364
19	BRAZIL	Bruder, Joerg	2°21'02"	341
20	ARGENTIN	Boneo, Ricardo Manuel	2°21'15"	318
21	IRELAND	Hooper, John Patrick A.	2°21'22"	297
22	HONGKONG	Stevens, Alan	2°21'28"	277
23	BELGIUM	Nelis, Andre	2°21'36"	258
24	MEXICO	Ortiz Monasterio, F.	2°23'22"	239
25	SPAIN	Olabarri, Juan	2°23'47"	222
26	U.S.S.R.	Chuchelov, Alexandr	2°24'15"	205
27	TURKEY	Kakis, Hayrullah	2°25'26"	188
28	THAILAND	Kanjanavanit, Raehot	2°25'51"	172
29	VENEZULA	Karsten, Boysen Halblaub	2°26'39"	157
30	CAMBODIA	Touch, Kim Sy	2°26'48"	142
—	BERMUDA	Hooper, Jay Cameron	Dnf	101
—	AUSTRIA	Raudaschl, Hubert	Ret	101
—	P. RICO	Torruella, Juan Rafael	Ret	101

Weather—Fine Wind—3.0 m E Tide—0.5 knots SE Water Temp—20.0°C

2nd Race Start 11.00 Oct. 13.

Place	Country	Name	Time	Points
1	GERMANY	Kuhweide, Wilhelm	2°06'03"	1620
2	GREECE	Koulingas, Panaghiotis	2°06'21"	1318
3	U.S.A.	Barrett, Peter Jones	2°07'11"	1142
4	NZEALAND	Mander, Peter Garth	2°08'04"	1017
5	CANADA	Kirby, Bruce	2°08'10"	921
6	BERMUDA	Hooper, Jay Cameron	2°08'21"	841
7	AUSTRIA	Raudaschl, Hubert	2°08'50"	774
8	BRAZIL	Bruder, Joerg	2°09'04"	716
9	PORTUGAL	Helder, T. Pacheco S. O.	2°09'08"	665
10	NORWAY	Jordbakke, Per	2°09'14"	620
11	HUNGARY	Finaczy, Gyorgy	2°09'32"	578
12	KENYA	Cooke, Peter	2°09'46"	540
13	NETHLAND	Willems, Hans	2°09'57"	506
14	BELGIUM	Nelis, Andre	2°10'14"	473
15	IRELAND	Hooper, John Patrick A.	2°10'15"	443
16	U.S.S.R.	Chuchelov, Alexandr	2°10'24"	415
17	FRANCE	Devillard, Gerard	2°10'29"	389
18	BRITAIN	Saffery-Cooper, Brian L.	2°10'31"	364
19	SWEDEN	Jacobson, Boris Alvar	2°10'46"	341
20	DENMARK	Wind, Henning Norgaard	2°10'55"	318
21	JAPAN	Yamada, Takashi	2°11'07"	297
22	AUSTRALA	Ryrie, Colin Stirling	2°11'39"	277
23	ARGENTIN	Boneo, Ricardo Manuel	2°11'53"	258
24	CZECHSLV	Vejvoda, Miroslav	2°11'54"	239
25	HONGKONG	Stevens, Alan	2°11'57"	222
26	TURKEY	Kakis, Hayrullah	2°12'58"	205
27	RHODESIA	McFadden, Michael	2°14'50"	188
28	VENEZULA	Karsten, Boysen Halblaub	2°15'19"	172
29	THAILAND	Kanjanavanit, Raehot	2°18'43"	157
—	SPAIN	Olabarri, Juan	Ret	101
—	MEXICO	Ortiz Monasterio, F.	Ret	101
—	P. RICO	Torruellas, Juan Rafael	Ret	101
—	CAMBODIA	Touch, Kim Sy	Dsq	0

Weather—Cloudy Wind—3.0 m NNE Tide—0.5 knots SSE Water Temp—17.5°C

3rd Race Start 11.00 Oct. 14.

Place	Country	Name	Time	Points
1	AUSTRALA	Ryrie, Colin Stirling	1°48'59"	1620
2	AUSTRIA	Raudaschl, Hubert	1°49'00"	1318
3	DENMARK	Wind, Henning Norgaard	1°50'12"	1142
4	GERMANY	Kuhweide, Wilhelm	1°52'09"	1017
5	BRAZIL	Bruder, Joerg	1°52'27"	921
6	NZEALAND	Mander, Peter Garth	1°53'10"	841
7	BELGIUM	Nelis, Andre	1°54'44"	774
8	FRANCE	Devillard, Gerard	1°55'07"	716
9	NORWAY	Jordbakke, Per	1°57'30"	665
10	RHODESIA	McFadden, Michael	1°58'34"	620
11	HUNGARY	Finaczy, Gyorgy	1°58'51"	578
12	SWEDEN	Jacobson, Boris Alvar	2°00'01"	540
13	BRITAIN	Saffery-Cooper, Brian L.	2°01'49"	506
14	GREECE	Koulingas, Panaghiotis	2°02'21"	473
15	TURKEY	Kakis, Hayrullah	2°04'40"	443
16	NETHLAND	Willems, Hans	2°08'06"	415
17	JAPAN	Yamada, Takashi	2°09'05"	389
18	PORTUGAL	Helder, T. Pacheco S. O.	2°09'55"	364
19	BERMUDA	Hooper, Jay Cameron	2°10'56"	341
20	HONGKONG	Stevens, Alan	2°12'04"	318
21	U.S.S.R.	Chuchelov, Alexandr	2°13'29"	297
22	VENEZULA	Karsten, Boysen Halblaub	2°18'49"	277
23	P. RICO	Torruellas, Juan Rafael	2°24'29"	258
24	KENYA	Cooke, Peter	2°27'41"	239
25	ARGENTIN	Boneo, Ricardo Manuel	2°33'10"	222
—	CAMBODIA	Touch, Kim Sy	Ret	101
—	CZECHSLV	Vejvada, Miroslav	Ret	101
—	SPAIN	Olabarri, Juan	Ret	101
—	IRELAND	Hooper, John Patrick A.	Ret	101
—	CANADA	Kirby, Bruce	Ret	101
—	MEXICO	Ortiz Monasterio, F.	Ret	101
—	U.S.A.	Barrett, Peter Jones	Ret	101
—	THAILAND	Kanjanavanit, Raehot	Dns	0

Weather—Cloudy Wind—12.0m N Tide—0.3 knots SSE Water Temp—16.0°C

4th Race Start 11.00 Oct. 15.

Place	Country	Name	Time	Points
1	FRANCE	Devillard, Gerard	1°42'17"	1620
2	BELGIUM	Nelis, Andre	1°42'42"	1318
3	U.S.S.R.	Chuchelov, Alexandr	1°42'47"	1142
4	DENMARK	Wind, Henning Norgaard	1°42'55"	1017
5	SWEDEN	Jacobson, Boris Alvar	1°43'29"	921
6	GERMANY	Kuhweide, Wihelm	1°43'42"	841
7	U.S.A.	Barrett, Peter Jones	1°43'50"	774
8	NZEALAND	Mander, Peter Garth	1°44'27"	716
9	AUSTRIA	Raudaschl, Hubert	1°45'02"	665
10	CZECHSLV	Vejvoda, Miroslav	1°45'05"	620
11	NORWAY	Jordbakke, Per	1°45'10"	578
12	BRAZIL	Bruder, Joerg	1°45'36"	540
13	HUNGARY	Finaczy, Gyorgy	1°46'08"	506
14	NETHLAND	Willems, Hans	1°46'17"	473
15	AUSTRALA	Ryrie, Colin Stirling	1°46'18"	443
16	GREECE	Koulingas, Panaghiotis	1°46'23"	415

17	RHODESIA	McFadden, Michael	1°46'32"	389
18	JAPAN	Yamada, Takashi	1°46'40"	364
19	ARGENTIN	Boneo, Ricardo Manuel	1°47'20"	341
20	BERMUDA	Hooper, Jay Cameron	1°47'21"	318
21	SPAIN	Olabarri, Juan	1°47'30"	297
22	TURKEY	Kakis, Hayrullah	1°47'34"	277
23	IRELAND	Hooper, John Patrick A.	1°47'50"	258
24	CANADA	Kirby, Bruce	1°48'09"	239
25	PORTUGAL	Helder, T. Pacheco S. O.	1°48'26"	222
26	HONGKONG	Stevens, Alan	1°51'24"	205
27	BRITAIN	Saffery-Cooper, Brian L.	1°51'27"	188
28	KENYA	Cooke, Peter	1°55'43"	172
29	VENEZULA	Karsten, Boysen Halblaub	1°58'12"	157
30	THAILAND	Kanjanavanit, Raehot	1°59'34"	142
31	P. RICO	Torruellas, Juan Rafael	1°59'36"	128
32	CAMBODIA	Touch, Kim Sy	2°06'27"	114
—	MEXICO	Ortiz Monasterio, F.	Ret	101

Weather—Fine Wind—8.0m NE Tide—0.5 knots SE Water Temp—20.1°C

5th Race Start 11.00 Oct. 19

Place	Country	Name	Time	Points
1	NZEALAND	Mander, Peter Garth	1°35'44"	1620
2	DENMARK	Wind, Henning Norgaard	1°35'49"	1318
3	U.S.A.	Barrett, Peter Jones	1°35'58"	1142
4	CANADA	Kirby, Bruce	1°37'06"	1017
5	GERMANY	Kuhweide, Wilhelm	1°37'14"	921
6	GREECE	Koulingas, Panaghiotis	1°38'06"	841
7	RHODESIA	McFadden, Michael	1°38'22"	774
8	CZECHSLV	Vejvoda, Miroslav	1°38'43"	716
9	AUSTRIA	Raudaschl, Hubert	1°38'54"	665
10	BRAZIL	Bruder, Joerg	1°39'10"	620
11	AUSTRALA	Ryrie, Colin Stirling	1°39'20"	578
12	BELGIUM	Nelis, Andre	1°39'32"	540
13	FRANCE	Devillard, Gerard	1°39'44"	506
14	JAPAN	Yamada, Takashi	1°39'52"	473
15	NORWAY	Jordbakke, Per	1°40'04"	443
16	SWEDEN	Jacobson, Boris Alvar	1°40'23"	415
17	U.S.S.R.	Chuchelov, Alexandr	1°41'03"	389
18	IRELAND	Hooper, John Patrick A.	1°41'04"	364
19	BRITAIN	Saffery-Cooper, Brian L.	1°41'28"	341
20	HUNGARY	Finaczy, Gyorgy	1°42'14"	318
21	BERMUDA	Hooper, Jay Cameron	1°43'19"	297
22	TURKEY	Kakis, Hayrullah	1°43'47"	277
23	NETHLAND	Willems, Hans	1°43'48"	258
24	SPAIN	Olabarri, Juan	1°44'20"	239
25	ARGENTIN	Boneo, Ricardo Manuel	1°44'33"	222
26	HONGKONG	Stevens, Alan	1°45'47"	205
27	PORTUGAL	Helder, T. Pacheco S. O.	1°46'09"	188
28	KENYA	Cooke, Peter	1°52'18"	172
29	THAILAND	Kanjanavanit, Raehot	1°54'55"	157
30	P. RICO	Torruellas, Juan Rafael	2°01'56"	142
—	MEXICO	Ortiz Monasterio, F.	Ret	101
—	VENEZULA	Karsten, Boysen Halblaub	Ret	101
—	CAMBODIA	Touch, Kim Sy	Dns	0

Weather—Fine Wind—5.0m NNE Tide—0.5 knots SE Water temp—16.5°C

6th Race Start 11.00 Oct. 20

Place	Country	Name	Time	Points
1	DENMARK	Wind, Henning Norgaard	1°46'29"	1620
2	AUSTRIA	Raudaschl, Hubert	1°46'48"	1318
3	GERMANY	Kuhweide, Wilhelm	1°47'00"	1142
4	AUSTRALA	Ryrie, Colin Stirling	1°47'05"	1017
5	U.S.A.	Barrett, Peter Jones	1°47'32"	921
6	BRAZIL	Bruder, Joerg	1°47'40"	841
7	NZEALAND	Mander, Peter Garth	1°47'51"	774
8	BELGIUM	Nelis, Andre	1°48'42"	716
9	FRANCE	Devillard, Gerard	1°49'13"	665
10	CANADA	Kirby, Bruce	1°49'41"	620
11	GREECE	Koulingas, Panaghiotis	1°49'49"	578
12	CZECHSLV	Vejvoda, Miroslav	1°50'19"	540
13	SWEDEN	Jacobson, Boris Alvar	1°50'37"	506
14	BRITAIN	Saffery-Cooper, Brian L.	1°50'49"	473
15	PORTUGAL	Helder, T. Pacheco S. O.	1°51'12"	443
16	SPAIN	Olabarri, Juan	1°51'30"	415
17	U.S.S.R.	Chuchelov, Alexandr	1°51'36"	389
18	NETHLAND	Willems, Hans	1°51'37"	364
19	IRELAND	Hooper, John Patrick A.	1°52'16"	341
20	JAPAN	Yamada, Takashi	1°52'43"	318
21	TURKEY	Kakis, Hayrullah	1°53'14"	297
22	BERMUDA	Hooper, Jay Cameron	1°54'13"	277
23	RHODESIA	McFadden, Michael	1°54'18"	258
24	VENEZULA	Karsten, Boysen Halblaub	1°56'11"	239
25	HONGKONG	Stevens, Alan	1°56'17"	222
26	KENYA	Cooke, Peter	1°57'25"	205
27	THAILAND	Kanjanavanit, Raehot	1°58'48"	188
28	ARGENTIN	Boneo, Ricardo Manuel	2°00'00"	172
29	P. RICO	Torruellas, Juan Rafael	2°00'33"	157
30	MEXICO	Ortiz Monasterio, F.	2°03'02"	142
—	HUNGARY	Finaczy, Gyorgy	Ret	101
—	NORWAY	Jordbakke, Per	Ret	101
—	CAMBODIA	Touch, Kim Sy	Dns	0

Weather—Cloudy Wind—5.0m N Tide—0.5 knots W Water Temp—14.5°C

7th Race Start 11.00 Oct. 21

Place	Country	Name	Time	Points
1	GERMANY	Kuhweide, Wilhelm	1°48'35"	1620
2	BRAZIL	Bruder, Joerg	1°50'06"	1318
3	U.S.S.R.	Chuchelov, Alexandr	1°50'16"	1142
4	HUNGARY	Finaczy, Gyorgy	1°50'55"	1017
5	SWEDEN	Jacobson, Boris Alvar	1°50'59"	921
6	CANADA	Kirby, Bruce	1°51'01"	841
7	U.S.A.	Barrett, Peter Jones	1°51'13"	774
8	NORWAY	Jordbakke, Per	1°51'16"	716
9	AUSTRIA	Raudaschl, Hubert	1°51'19"	665
10	DENMARK	Wind, Henning Norgaard	1°51'26"	620
11	JAPAN	Yamada, Takashi	1°51'45"	578
12	CZECHSLV	Vejvoda, Miroslav	1°52'16"	540
13	NETHLAND	Willems, Hans	1°52'33"	506
14	AUSTRALA	Ryrie, Colin Stirling	1°52'49"	473
15	FRANCE	Devillard, Gerard	1°53'05"	443
16	BERMUDA	Hooper, Jay Cameron	1°53'07"	415
17	BELGIUM	Nelis, Andre	1°53'15"	389

18	TURKEY	Kakis, Hayrullah	1°53'50"	364
19	NZEALAND	Mander, Peter Garth	1°53'52"	341
20	BRITAIN	Saffery-Cooper, Brian L.	1°53'58"	318
21	IRELAND	Hooper, John Patrick A.	1°54'01"	297
22	PORTUGAL	Helder, T. Pacheco S. O.	1°54'08"	277
23	SPAIN	Olabarri, Juan	1°54'19"	258
24	RHODESIA	McFadden, Michael	1°54'57"	239
25	ARGENTIN	Boneo, Ricardo Manuel	1°56'27"	222
26	KENYA	Cooke, Peter	1°56'43"	205
27	VENEZULA	Karsten, Boysen Halblaub	1°57'55"	188
28	P. RICO	Torruellas, Juan Rafael	2°00'12"	172
29	THAILAND	Kanjanavanit, Raehot	2°00'24"	157
—	HONGKONG	Stevens, Alan	Ret	101
—	CAMBODIA	Touch, Kim Sy	Dns	0
—	MEXICO	Ortiz Monasterio, F.	Dns	0
—	GREECE	Koulingas, Panaghiotis	Dsq	0

Weather—Cloudy Wind—5.0m SSW Tide—0.0 knots Water Temp—19.0°C

Finn Final Result

Place	Country	Sail No.	Race Points and Place									Total of Best Six					
			1	2	3	4	5	6	7	8	9						
1	GERMANY	Kuhweide, Wilhelm	2	1318	1	1620	4	1017	6	841	5	921	3	1142	1	1620	7638
2	U.S.A.	Barrett, Peter Jones	1	1620	3	1142	—	101	7	774	3	1142	5	921	7	774	6373
3	DENMARK	Wind, Henning Norgaard	14	473	20	318	3	1142	4	1017	2	1318	1	1620	10	620	6190
4	NZEALAND	Mander, Peter Garth	8	716	4	1017	6	841	8	716	1	1620	7	774	19	341	5684
5	AUSTRIA	Raudaschl, Hubert	—	101	7	774	2	1318	9	665	9	665	2	1318	9	665	5405
6	AUSTRALA	Ryrie, Colin Stirling	3	1142	22	277	1	1620	15	443	11	578	4	1017	14	473	5273
7	BRAZIL	Bruder, Joerg	19	341	8	716	5	921	12	540	10	620	6	841	2	1318	4956
8	GREECE	Koulingas, Panaghiotis	5	921	2	1318	14	473	16	415	6	841	11	578	—	0	4546
9	FRANCE	Devillard, Gerard	11	578	17	389	8	176	1	1620	13	506	9	665	15	443	4528
10	BELGIUM	Nelis, Andre	23	258	14	473	7	774	2	1318	12	540	8	716	17	389	4210
11	CANADA	Kirby, Bruce	12	540	5	921	—	101	24	239	4	1017	10	620	6	841	4178
12	U.S.S.R.	Chuchelov, Alexandr	26	205	16	415	21	297	3	1142	17	389	17	389	3	1142	3774
13	HUNGARY	Finaczy, Gyorgy	7	774	11	578	11	578	13	506	20	318	—	101	4	1017	3771
14	SWEDEN	Jacobson, Boris Alvar	17	389	19	341	13	540	5	921	16	415	13	506	5	921	3692
15	NORWAY	Jordbakke, Per	9	665	10	620	9	665	11	578	15	443	—	101	8	716	3687
16	NETHLAND	Willems, Hans	4	1017	13	506	16	415	14	473	23	258	18	364	13	506	3281
17	RHODESIA	McFadden, Michael	6	841	27	188	10	620	17	389	7	774	23	258	24	239	3121
18	CZECHSLV	Vejevoda, Miroslav	16	415	24	239	—	101	10	620	8	716	12	540	12	540	3070
19	PORTUGAL	Helder, T. Pacheco S. O.	10	620	9	665	18	364	25	222	27	188	15	443	22	277	2591
20	BERMUDA	Hooper, Jay Cameron	—	101	6	841	19	341	20	318	21	297	22	277	16	415	2489
21	JAPAN	Yamada, Takashi	18	364	21	297	17	389	18	364	14	473	20	318	11	578	2486
22	BRITAIN	Saffery-Cooper, Brian L.	15	443	18	364	13	506	27	188	19	341	14	473	20	318	2445
23	IRELAND	Hooper, John Patrick A.	21	297	15	443	—	101	23	258	18	364	19	341	21	297	2000
24	KENYA	Cooke, Peter	13	506	12	540	24	239	28	172	28	172	26	205	26	205	1867
25	TURKEY	Kakis, Hayrullah	27	188	26	205	15	443	22	277	22	277	21	297	18	364	1863
26	ARGENTIN	Boneo, Ricardo Manuel	20	318	23	258	25	222	19	341	25	222	28	172	25	222	1583
27	SPAIN	Olabarri, Juan	25	222	—	101	—	101	21	297	24	239	16	415	23	258	1532
28	HONGKONG	Stevens, Alan	22	277	25	222	20	318	26	205	26	205	25	222	—	101	1449
29	VENEZULA	Karsten, Boysen Halblaub	29	157	28	172	22	277	29	157	—	101	24	239	27	188	1190
30	THAILAND	Kanjanavanit, Raehot	28	172	29	157	—	0	30	142	29	157	27	183	29	157	973
31	P. RICO	Torruellas, Juan Rafae	—	101	—	101	23	258	31	128	30	142	29	157	28	172	958
32	MEXICO	Ortiz Monasterio, F.	24	239	—	101	—	101	—	101	—	101	30	142	—	0	785
33	CAMBODIA	Touch, Kim Sy	30	142	—	0	—	101	32	114	—	0	—	0	—	0	357




Enoshima Yacht Harbour



During the Star class yacht race

The colourful scene during the Dragon class race





Finn class yacht race





The Flying Dutchman event



5.5 m yacht race

THE STORY OF NEW RECORDS ATTAINED

The Games of the XVIII Olympiad as have been detailed in the preceding pages of this Official Report were very successfully concluded. In the actual performances of the athletes in the various events, the excellence of their prowess can be seen from the tables which follow. World records were broken in seven of the Athletic men's events; eight of the women's events. In the Swimming, the men's events brought no less than twelve new records, the women's events, seven. Weight-Lifting events broke six world records and one new world record was established during the Shooting events. All in all then 41 new world records emerged during these Tokyo Olympic Games.

New Olympic records were many. In the men's Athletic events alone 86 new Olympic records were established. The women's events brought 62 new Olympic records. In the Swimming events, the men's competitions broke 96 Olympic records, while the women's competitors, 65. In Weight-Lifting, 25 new Olympic records were established, and in Shooting events 31 new Olympic records were recorded, making in all a splendid total of new Olympic records established of 365.

On six occasions the existing world records were equalled. On 46 occasions the existing Olympic records to date were also equalled. The tables which follow set out these performances classified under the sports and events involved.

New Records established during the Tokyo Olympic Games

The following tables have listed the number of world records and Olympic records either broken or equalled during the Tokyo Olympic Games. In the case of Athletics and Swimming events, new World and Olympic records were officially recognized as they occurred after each event. The under mentioned tables therefore may not necessarily represent the actual number of officially recognized records established in all sports categories.

(1) Athletics (Men)

Events	NWR	NOR	TWR	TOR
100 m	—	1	1	2
200 m	—	1	—	2
400 m	—	—	—	—
800 m	—	6	—	—
1500 m	—	—	—	—
5000 m	—	—	—	—
10000 m	—	4	—	—
110 m Hurdles	—	—	—	—
400 m Hurdles	—	—	—	—
3000 m Steeplechase	—	5	—	2
4X100 m Relay	1	5	—	3
4X400 m Relay	3	3	—	—
High Jump	—	2	—	1
Pole Vault	—	25	—	11
Long Jump	—	—	—	—
Triple Jump	—	1	—	—
Shot Put	—	2	—	—
Discus Throw	—	2	—	—
Javelin Throw	—	—	—	—
Hammer Throw	—	14	—	1
*Marathon	1	1	—	—
*20 km Walk	—	2	—	—
*50 km Walk	2	12	—	—
Decathlon	—	—	—	—
Total	7	86	1	22

*—No World Records or Olympic Records are kept, only Best World or Olympic times are recorded.

(2) Athletics (Women)

Events	NWR	NOR	TWR	TOR
100 m	—	1	1	2
200 m	—	3	—	—
*400 m	—	1	—	—
800 m	1	6	—	—
80 m Hurdles	—	—	—	2
4X100 m Relay	3	3	—	1
High Jump	—	2	—	—
Long Jump	1	15	—	2
Shot Put	—	9	—	—
Discus Throw	—	14	—	—
Javelin Throw	2	7	—	—
*Pentathlon	1	1	—	—
Total	8	62	1	7

*—These events were included in Olympic Games for the first time.

(3) Swimming (Men)

Events	NWR	NOR	TWR	TOR
100 m Free style	—	23	—	3
400 m Free style	1	8	—	—
1500 m Free style	—	5	—	—
200 m Breast stroke	0	24	0	—
*200 m Back stroke	2	—	—	—
200 m Butterfly stroke	1	17	—	2
*400 m Individual Medley	2	4	—	—
4X100 m Free style relay	1	5	—	—
4X100 m Free style relay first swimmer	1	1	—	—
4X200 m Free style relay	2	8	—	—
4X100 m Medley relay	1	11	—	—
4X100 m Medley relay first swimmer	1	2	—	—
Total	12	101	0	5

**—Though not a new event, had not been included in Olympic Games since 1900, and as such was not recorded as New Olympic Record inasmuch as had not been held for 64 years.

*—This event included as an Olympic event for the first time.

(4) Swimming (Women)

Events	NWR	NOR	TWR	TOR
100 m Free style	—	5	—	0
400 m Free style	—	8	—	—
200 m Breast stroke	—	8	—	—
100 m Back stroke	3	7	—	—
100 m Butterfly stroke	1	26	—	1
*400 m Individual Medley	—	4	—	—
4X100 m Free style relay	2	2	—	—
4X100 m Medley relay	1	5	—	—
Total	7	65	—	1

*This event was included in the Olympic Games for the first time.

(1) Weight-Lifting

Events	NWR	NOR	TWR	TOR
Bantam-weight	2	3	—	—
Feather-weight	1	4	—	—
Light-weight	2	5	—	1
Middle-weight	—	2	1	1
Light Heavy-weight	—	7	—	—
Middle Heavy-weight	1	2	—	—
Heavy-weight	—	2	—	1
Total	6	25	1	3

Figures are for total points for Press, Snatch, Jerk.

(2) Shooting

Events	NWR	NOR	TWR	TOR
Free Rifle	1	2	—	—
Small Bore Rifle, 3 positions	1	3	—	—
Small Bore Rifle, prone	3	18	2	4
Free Pistol	—	—	—	1
Rapid Fire Pistol	—	7	—	3
*Clay Pigeon	—	1	—	—
Total	5	31	2	8

*—Inasmuch as conditions vary with each Olympic Games, no World or Olympic Records are recognized.

COMPARISON OF AVERAGE RECORDS FOR EACH SPORT OF THE PAST FOUR OLYMPIC GAMES

(1) Athletics Average of winners (Men)

Events	Helsinki	Melbourne	Rome	Tokyo
100 m	10"433	10"600	10"283	10"285
200 m	20"966	20"966	20"716	20"615
400 m	46"616	47"316	45"450	45"600
800 m	1'49"800	1'48"400	1'47"933	1'46"016
1500 m	3'45"766	3'42"133	3'39"150	3'39"550
5000 m	14'13"700	13'57"066	13'47"366	◎ 13'49"600
10000 m	29'42"666	29'07"766	28'40"950	28'36"566
110 m Hurdles	14"250	14"116	14"100	◎ 13"800
400 m Hurdles	52"433	52"000	50"050	50"233
3000 m Steeplechase	8'52"566	8'43"733	8'46"766	8'35"000
High Jump	1.985	2.048	2.120	2.140
Long Jump	7.333	7.441	7.940	◎ 7.745
Triple Jump	15.535	16.026	16.453	16.473
Pole Vault	4.391	4.406	4.566	5.033
Shot Put	16.896	17.581	18.511	19.476
Discus Throw	52.765	54.070	56.721	58.898
Javelin Throw	71.795	77.838	79.610	80.230
Hammer Throw	57.798	61.966	65.376	◎ 67.996
4X100 m Relay	40"600	40"183	* 40"140	39"316
4X400 m Relay	3'07"316	* 3'07"320	3'05"266	3'02"650
Decathlon**	p. 6843.500	p. 7257.500	p. 7755.500	p. 7770.333
20 km Walk	—	1°32'25"433	1°35'31"633	1°31'41"566
50 km Walk	4°31'16"600	4°40'29"800	4°29'31"333	◎ 4°14'32"533
Marathon	2°25'47"566	2°27'40"500	2°17'57"966	2°16'20"213

*—Average of best five placed winners

**—New method of scoring

◎—Event took place during rain

(2) Average of best 12 (Men)

Events	Helsinki	Melbourne	Rome	Tokyo
100 m	10"525	10"491	10"333	10"308
200 m	21"283	21"141	20"866	20"741
400 m	46"766	46"891	45"941	46"025
800 m	1'50"683	1'49"650	1'45"500	1'46"608
1500 m	3'47"500	3'43"866	3'41"333	3'40"263
5000 m	14'17"800	14'08"383	13'56"616	13'51"166
10000 m	30'00"366	29'35"550	28'53"891	28'58"650
110 m Hurdles	14"458	14"175	14"116	13"966
400 m Hurdles	52"375	51"375	50"858	50"533
3000 m Steeplechase	8'57"166	8'47"200	8'46"650	8'36"716
High Jump	1.946	2.025	2.075	2.114
Long Jump	* 7.133	7.304	7.712	7.663
Triple Jump	15.171	15.778	16.065	16.291
Pole Vault	4.270	4.295	4.483	4.883
Shot Put	16.170	16.947	17.896	18.903
Discus Throw	50.770	52.375	55.120	57.478
Javelin Throw	69.545	73.713	77.500	76.964
Hammer Throw	56.090	60.052	64.243	66.635
4X100 m Relay	41"100	40"641	40"533	39"625
4X400 m Relay	3'10"750	3'10"033	3'07"375	3'05"258
Decathlon**	p. 6425.833	p. 6690.333	p. 7333.016	p. 7625.500
20 km Walk	—	1°34'04"050	1°37'11"250	1°32'35"083
50 km Walk	4°37'30"116	4°53'42"783	4°34'35"983	4°18'19"433
Marathon	2°28'22"236	2°30'58"583	2°19'45"616	2°18'34"766

*—Average of best eleven

**—New method of scoring

(1) Average of winners (Women)

Events	Helsinki	Melbourne	Rome	Tokyo
100 m	11"866	11"766	11"350	11"600
200 m	24"250	23"916	24"583	23"350
400 m	—	—	—	53"633
800 m	—	—	2'05"750	2'02"200
80 m Hurdles	* 11"180	11"050	11"033	10"583
High Jump	1.615	1.685	1.718	1.773
Long Jump	5.970	6.021	6.218	6.461
Shot Put	14.326	15.788	16.468	17.346
Discus Throw	45.790	50.755	52.373	56.365
Javelin Throw	48.198	50.375	53.208	56.783
4X100 m Relay	46"450	45"433	45"020	44"266
Pentathlon	—	—	—	p. 4926.833

* —Average of best five placed winners

(2) Average of best 12 (Women)

Events	Helsinki	Melbourne	Rome	Tokyo
100 m	11"908	11"700	11"683	11"475
200 m	24"491	24"183	23"666	23"725
400 m	—	—	—	53"866
800 m	—	—	2'07"041	2'04"733
80 m Hurdles	11"150	10"983	11"041	10"741
High Jump	1.583	1.658	1.684	1.740
Long Jump	5.834	5.885	6.115	6.372
Shot Put	13.567	15.024	15.664	16.529
Discus Throw	43.246	47.365	50.485	54.741
Javelin Throw	45.345	48.445	51.482	54.309
4X100 Relay	46"966	* 45"222	* 45"881	45"341
Pentathlon	—	—	—	p. 4774.833

* —Average of best nine

(3) Rowing Average of winners

Events	Helsinki	Melbourne	Rome	Tokyo
Four-Oars with Cox	* 7'38"380	* * 7'25"950	6'44"956	7'11"310
Pair-Oars without Cox	* 8'32"620	* * 8'08"325	7'09"383	7'43"473
Single Sculls	* 8'20"120	* * 8'08"725	7'23"293	8'30"506
Pair-Oars with Cox	* 8'34"910	* * 8'29"450	7'37"263	8'28"160
Four-Oars without Cox	* 7'22"320	* * 7'17"650	6'32"325	7'05"250
Double Sculls	* 7'42"960	* * 7'33"825	6'51"843	7'22"475
Eight-Oars with Cox	* 6'33"560	* * 6'39"900	6'25"150	6'27"891

* —Average of best five placed winners * * —Average of best four placed winners

(4) Average of best 12 boats

Events	Helsinki	Melbourne	Rome	Tokyo
Four-Oars with Cox	7'03"733	* 7'07"300	6'42"810	6'48"872
Pair-Oars without Cox	7'39"750	* * 7'34"411	7'10"925	7'24"098
Single Sculls	7'40"941	7'37"383	7'29"714	7'36"421
Pair-Oars with Cox	7'58"500	* * * 8'09"000	7'39"917	7'33"152
Four-Oars without Cox	6'40"991	6'52"750	6'34"454	6'37"374
Double Sculls	7'03"558	* * * 7'02"262	6'51"870	7'49"015
Eight-Oars with Cox	6'18"891	* 6'10"244	6'09"807	6'02"911

* —Average of best ten boats * * —Average of best nine boats * * * —Average of best eight boats

(1) Canoeing Average of winners (Men)

Events	Helsinki	Melbourne	Rome	Tokyo
Kayak Singles, 1000 m	4'17"350	4'18"233	3'57"110	4'00"806
Canadian Singles, 1000 m	5'09"983	5'14"450	4'36"611	4'39"791
Kayak Pairs, 1000 m	3'52"533	3'54"983	3'37"383	3'40"748
Canadian Pairs, 1000 m	4'47"633	4'55"900	4'23"523	4'08"446
Kayak Fours, 1000 m	—	—	—	3'16"433
Kayak Singles, 4 X 500 m	—	—	7'47"198	—

(2) Average of winners (Women)

Events	Helsinki	Melbourne	Rome	Tokyo
Kayak Singles, 500 m	—	2'22"033	2'11"471	2'15"325
Kayak Pairs, 500 m	—	—	1'58"618	2'00"028

(3) Average of best 12 boats (Men)

Events	Helsinki	Melbourne	Rome	Tokyo
Kayak Singles, 1000 m	4'19"875	4'25"316	4'00"860	4'04"346
Canadian Singles, 1000 m	5'11"370	* 5'23"488	4'43"027	4'50"068
Kayak Pairs, 1000 m	3'53"875	3'58"400	3'40"577	3'44"092
Canadian Pairs, 1000 m	* * * 4'45"627	* * 5'02"770	* * * 4'31"998	4'19"908
Kayak Fours, 1000 m	—	—	—	3'19"743
Kayak Singles, 4 X 500 m	—	—	7'55"465	—

* —Average of best nine boats * * —Average of best ten boats * * * —Average of best eleven boats

(4) Average of best 12 boats (Women)

Events	Helsinki	Melbourne	Rome	Tokyo
Kayak Singles, 500 m	—	* 2'24"230	2'13"937	2'12"668
Kayak Pairs, 500 m	—	—	* * 2'02"500	2'02"093

* —Average of best ten boats * * —Average of best eleven boats

(5) Cycling Average of first 4 winners

Events	Helsinki	Melbourne	Rome	Tokyo
1000 m Time Trial	1'12"500	1'11"225	1'08"520	1'10"195
4000 m Team Pursuit Race	4'48"275	4'40"700	4'34"112	4'37"455

In the Rome Games the Piste was wooden, but in the case of the Tokyo Games was of concrete.

(6) Average of best 12

Events	Helsinki	Melbourne	Rome	Tokyo
1000 m Time Trial	1'13"858	1'12"191	1'09"755	1'10"991
4000 m Team Pursuit Race	4'52"608	* 4'50"777	4'37"441	4'45"015

* —At the Melbourne Games only nine teams were taken from among the sixteen teams participating, in calculating the average.

(1) Weight-Lifting Average of winners

Events	Weight categories	Helsinki	Melbourne	Rome	Tokyo
Press	Bantam (up to 56 kgs)	86.666	95.416	97.083	105.833
	Feather (up to 60 kgs)	95.000	104.166	110.000	119.166
	Light (up to 67.5 kgs)	102.916	114.583	114.583	131.666
	Middle (up to 75 kgs)	115.416	123.333	130.833	131.666
	Light Heavy (up to 82.5 kgs)	122.916	130.000	129.583	148.750
	Middle Heavy (up to 90 kgs)	120.416	134.583	137.916	151.666
	Heavy (from 90.001 kgs upwards)	142.500	152.500	159.583	179.500
Snatch	Bantam (up to 56 kgs)	93.750	100.000	100.833	104.583
	Feather (up to 60 kgs)	100.416	101.666	104.583	114.166
	Light (up to 67.5 kgs)	108.333	110.416	113.750	124.166
	Middle (up to 75 kgs)	114.583	117.083	122.916	131.250
	Light Heavy (up to 82.5 kgs)	123.750	126.250	126.666	136.250
	Middle Heavy (up to 90 kgs)	125.833	128.750	134.166	138.333
	Heavy (from 90.001 kgs upwards)	127.500	135.416	144.500	156.250
Jerk	Bantam (up to 56 kgs)	120.000	128.750	131.666	136.250
	Feather (up to 60 kgs)	127.083	128.333	137.916	147.916
	Light (up to 67.5 kgs)	137.916	144.166	149.583	159.583
	Middle (up to 75 kgs)	150.416	152.500	156.666	170.000
	Light Heavy (up to 82.5 kgs)	159.166	162.916	167.500	177.500
	Middle Heavy (up to 90 kgs)	158.333	162.916	168.750	179.583
	Heavy (from 90.001 kgs upwards)	160.416	173.333	180.833	196.666
Aggregate of above points	Bantam (up to 56 kgs)	300.416	324.166	329.583	346.250
	Feather (up to 60 kgs)	322.500	334.166	352.500	378.333
	Light (up to 67.5 kgs)	349.166	369.166	377.916	415.833
	Middle (up to 75 kgs)	380.416	392.916	410.416	432.916
	Light Heavy (up to 82.5 kgs)	405.833	419.166	423.750	462.500
	Middle Heavy (up to 90 kgs)	404.583	426.250	440.416	469.583
	Heavy (from 90.001 kgs upwards)	430.416	461.250	485.000	532.500

(2) Average of best 12

Events	Weight categories	Helsinki	Melbourne	Rome	Tokyo
Press	Bantam (up to 56 kgs)	84.853	91.458	96.041	104.583
	Feather (up to 60 kgs)	93.541	99.791	103.750	113.750
	Light (up to 67.5 kgs)	101.041	111.666	114.791	126.666
	Middle (up to 75 kgs)	110.208	115.833	123.333	131.666
	Light Heavy (up to 82.5 kgs)	119.583	* 124.500	126.250	144.375
	Middle Heavy (up to 90 kgs)	116.041	130.208	134.166	146.458
	Heavy (from 90.001 kgs upwards)	131.666	* * 145.000	151.000	170.375
Snatch	Bantam (up to 56 kgs)	89.791	92.916	97.083	102.291
	Feather (up to 60 kgs)	97.916	98.333	102.291	108.541
	Light (up to 67.5 kgs)	105.625	108.125	111.666	118.333
	Middle (up to 75 kgs)	112.083	114.166	119.166	128.541
	Light Heavy (up to 82.5 kgs)	119.583	* 120.500	123.333	135.208
	Middle Heavy (up to 90 kgs)	119.166	121.666	128.333	134.791
	Heavy (from 90.001 kgs upwards)	119.583	* * 129.444	135.375	147.083

Events	Weight categories	Helsinki	Melbourne	Rome	Tokyo
Jerk	Bantam (up to 56 kgs)	115.833	122.708	127.705	133.541
	Feather (up to 60 kgs)	124.166	126.666	133.333	141.666
	Light (up to 67.5 kgs)	132.708	140.833	145.000	153.333
	Middle (up to 75 kgs)	145.208	147.291	153.125	163.958
	Light Heavy (up to 82.5 kgs)	153.541	* 153.750	161.041	172.500
	Middle Heavy (up to 90 kgs)	152.500	155.625	162.708	175.416
	Heavy (from 90.001 kgs upwards)	153.541	* * 164.444	174.166	191.250
Aggregate of above points	Bantam (up to 56 kgs)	287.291	306.041	318.750	338.541
	Feather (up to 60 kgs)	313.125	322.291	336.875	359.375
	Light (up to 67.5 kgs)	339.250	359.166	367.708	396.458
	Middle (up to 75 kgs)	366.250	375.583	394.791	420.833
	Light Heavy (up to 82.5 kgs)	389.583	* 398.700	407.916	447.708
	Middle Heavy (up to 90 kgs)	384.791	404.583	423.333	454.791
	Heavy (from 90.001 kgs upwards)	404.375	* * 438.888	460.625	505.416

* —Average of best ten

* * —Average of best nine

(1) Swimming Average of winners (Men)

Events	Helsinki	Melbourne	Rome	Tokyo
100 m Free style	58"133	56"716	55"666	53"933
400 m Free style	4'35"850	4'32"100	4'21"933	4'15"816
1500 m Free style	18'49"000	18'18"383	17'32"533	17'13"050
200 m Breast stroke	2'36"683	2'37"650	2'39"250	2'30"216
200 m Back stroke	—	—	—	2'13"116
200 m Butterfly stroke	—	2'24"683	2'15"916	2'09"716
100 m Back stroke	1'06"850	1'04"233	1'02"750	—
400 m Individual Medley	—	—	—	4'52"400
4X100 m Free style relay	—	—	—	3'38"800
4X200 m Free style relay	8'43"800	8'35"833	8'21"016	8'02"933
4X100 m Medley relay	—	—	4'13"400	4'03"600

(2) Average of winners (Women)

Events	Helsinki	Melbourne	Rome	Tokyo
100 m Free style	1'07"066	1'04"266	1'03"066	1'01"100
400 m Free style	5'15"283	5'07"600	4'56"250	4'47"600
200 m Breast stroke	2'56"333	2'55"166	2'52"916	2'48"700
100 m Back stroke	1'15"766	1'13"450	1'11"016	1'08"516
100 m Butterfly stroke	—	1'14"133	1'12"000	1'06"683
400 m Individual Medley	—	—	—	5'25"216
4X100 m Free style relay	4'32"750	4'24"500	4'18"466	4'10"633
4X100 m Medley relay	—	—	4'47"150	4'41"300

(1) Average of best 12 (Men)

Events	Helsinki	Melbourne	Rome	Tokyo
100 m Free style	57"971	57"191	56"133	54"466
400 m Free style	4'39"701	4'35"291	4'25"766	4'19"258
1500 m Free style	19'00"491	18'35"216	17'51"925	17'24"125
200 m Breast stroke	2'37"783	2'41"041	2'39"550	2'31"541
200 m Back stroke	—	—	—	2'14"750
200 m Butterfly stroke	—	2'29"566	2'19"266	2'11"266
100 m Back stroke	1'07"591	1'05"008	1'03"541	—
400 m Individual Medley	—	—	—	4'58"750
4X100 m Free style relay	—	—	—	3'42"683
4X200 m Free style relay	8'53"166	* 8'43"045	8'27"358	8'20"041
4X100 m Medley relay	—	—	4'15"850	4'19"975

* —Average of best eleven

(2) Average of best 12 (Women)

Events	Helsinki	Melbourne	Rome	Tokyo
100 m Free style	1'07"033	1'05"033	1'03"550	1'01"925
400 m Free style	5'18"000	5'10"608	4'58"791	4'51"108
200 m Breast stroke	2'58"591	2'57"641	2'54"858	2'50"358
100 m Back stroke	1'17"091	1'14"291	1'11"783	1'09"566
100 m Butterfly stroke	—	1'15"991	1'12"200	1'07"841
400 m Individual Medley	—	—	—	5'31"233
4X100 m Free style relay	4'40"858	* 4'28"150	* * * 4'25"509	* 4'12"740
4X100 m Medley relay	—	—	4'54"016	* * 4'42"877

* —Average of best ten

* * —Average of best nine

* * * —Average of best eleven

(3) Shooting Average of winners

Events	Helsinki	Melbourne	Rome	Tokyo
Free Rifle (300 m, 40 shots X 3, 3 positions)	1,111.333	1,119.666	1,126.000	1,139.333
Free Pistol (50 m, 60 shots)	547.833	552.000	551.333	554.500
Rapid Fire Pistol	577.333	582.000	585.833	590.000
Clay Pigeon	189.333	189.333	188.500	194.333
Small Bore Rifle (50 m, 40 shots X 3, 3 positions)	X	X	1,411.100	1,151.500
Small Bore Rifle (50 m, 60 shots, prone)	X	X	587.333	595.666

X—Comparison not possible as target changed after Melbourne Games.

(4) Average of best 12

Events	Helsinki	Melbourne	Rome	Tokyo
Free Rifle (300 m, 40 shots X 3, 3 positions)	1,000.000	1,096.333	1,120.250	1,131.916
Free Pistol (50 m, 60 shots)	541.666	545.683	547.000	550.666
Rapid Fire Pistol	574.333	577.083	583.250	588.416
Clay Pigeon	187.333	182.833	185.500	192.416
Small Bore Rifle (50 m, 40 shots X 3, 3 positions)	X	X	1,137.166	1,146.750
Small Bore Rifle (50 m, 60 shots, prone)	X	X	586.000	594.083

X—Comparison not possible as target changed after Melbourne Games.

The Official Report of the Games of the XVIII Olympiad, Tokyo 1964 Volume II

Edited & published by: The Organizing Committee for the Games of the XVIII Olympiad

Bound by: HARA Hiromu

Photographs were kindly offered by: (in alphabetical order)

Asahi Shinbun (The Press Asahi)

Ginso Photo Design Co., Ltd.

Hitachi, Ltd.

Japan Airport Terminal Co., Ltd.

Japan Broadcasting Corporation (Nippon Hoso Kyokai)

Kishimoto Photo Company

Kokusai Denshin Denwa Co., Ltd.

Konishiroku Photo Industry Co., Ltd.

Kyodo News Service

Mainichi Shinbun (The Mainichi Newspapers Publishing Co., Ltd.)

Nippon Express Co., Ltd.

Nippon Telegraph and Telephone Public Corporation

Pan-Asia Newspaper Alliance

Public Relations Section, Tokyo Metropolitan Police Department

Radio Research Laboratories, Ministry of Posts and Telecommunications

Tokyo National Museum

Tokyo Tourist Association

301st Photo-Company, Japan Ground Self-Defence Force

Date issued: October, 1966

Printed in Japan by Kyodo Printing Co., Ltd., Tokyo

Notes on the digitized version of the Official Report of The Games of the XVIII Olympiad Tokyo 1964, Volume 2

The digital version of the Official Report of the The Games of the XVIII Olympiad Tokyo 1964, Volume 2 was created with the intention of producing the closest possible replica of the original printed document. These technical notes describe the differences between the digital and printed documents and the technical details of the digital document.

The original document:

The original paper version of the Official Report of The Games of the XVIII Olympiad Tokyo 1964, Volume 2 has dimensions of 8.25" x 11.65" (21 cm x 29.5 cm).

The volume's spine is of grey cloth.

The book has 730 pages.

The fonts used in the digital version book for text, photograph captions and chapter headings are NewBaskerville and such system fonts as best approximate the original fonts.

Special features of the digital version:

- The spine is not included in the digital version.
- Blank pages are not included in the digital version.
- The digital version includes a bookmark list that functions as a hyper linked table of contents. Selecting a topic heading will take you to the corresponding section in the document.

The text of the Tokyo 1964 official report, Volume 2 contains a number of errors:

Page	Error	Correction
19	VENEZUULA	VENEZULA
19	PHILPIN	PHILPINS
20	VENEZURA	VENEZULA
22	ITARY	ITALY
22	Humidity —44.0 per eent	Humidity —44.0 per cent
23	HONG KONG	HONGKONG
23	Bahamas	BAHAMAS
25	FRANEC	FRANCE
27	Chabbanga, Mohamed Hassan TANGKONG	Chabbanga, Mohamed Hassan TANGYKA
27	BERGIUM	BELGIUM
29	LUKEMBRG	LUXEMBRG
29	NZEAXLAND	NZEALAND
38	FFANCE	FRANCE
77	Golubnichy, Vladimir U.S.S.A.	Golubnichy, Vladimir U.S.S.R.
131	U UGUAY	URUGUAY
131	AUST'ALA	AUSTRALA
141	Lnmo, Kari Tapani	Liimo, Kari Tapani
152	Wyatt, William Geroge	Wyatt, William George
201	Tillinghast, F.G.	Tillinghast, E.G.
207	Bule	Blue
230	Tillinghast, E.C.	Tillinghast, E.G.
240	Semi Einal	Semi Final
250	Dountry	Country
272	Repechages of 1/8 Finals Race 4 - Rank 5	Repechages of 1/8 Finals Race 4 - Rank 3
351	BULGALIA	BULGARIA
351	BURGALIA	BULGARIA

Page	Error	Correction	Page	Error	Correction
351	Churlock, Arthur David	Shurlock, Arthur David	408	S.S.S.R	U.S.S.R
352	ALGENTIN	ARGENTIN	450	Stefand Gamba	Stefano Gamba
352	LUXENBRG	LUXEMBRG	450	Stefano Gamda	Stefano Gamba
352	PHILPNS	PHILPINS	482	Final Rouno	Final Round
354	PHLPINS	PHILPINS	483	oven 97 kgs	over 97 kgs
354	Vicotr	Victor	502	4th Roung	4th Round
354	Churlock, Arthur David	Shurlock, Arthur David	516	Hear 5	Heat 5
356	CZECHSZV	CZECHSLV	530	Keen, Sndra	Keen, Sandra
358	LUXENBRG	LUXEMBRG	533	qulify	qualify
358	ALGELIA	ALGERIA	541	Divieg	Diving
358	BULGALIA	BULGARIA	577	Gand	Grand
358	Fulle, Sieg Fried	Fulle, Siegfried	577	Appeel	Appeal
359	MONGORIA	MONGOLIA	610	Feru	Peru
359	BULGALIA	BULGARIA	611	Totla	Total
365	Miroslar	Miroslav	611	U.S.S.R	U.S.S.R
366	Churlock, Arthur David	Shurlock, Arthur David	612	Roland	Poland
367	Mondai, D.(India)	Mondal, D.(India)	612	total	total
372	scond	seconde	622	Mach No. 2	Match No. 2
372	classa	classe	624	total	total
374	individuel	individuel	628	Poitns	Points
374	Adclfina	Adolfina	630	Czechoslovakia	Czechoslovakia
375	Appratus	Apparatus	580	FRANCH	FRANCE
376	A. Keletr	A. Keleti	681	Mclroy, Charles Raymond	Mcllroy, Charles Raymond
376	BULGALIA	BULGARIA	681	Mcllroy, Paul Pobert	Mcllroy, Paul Robert
376	Tressei	Tressel	682	Angerh0usen, Ch.	Angerhausen, Ch.
376	Rutheriord	Rutherford	683	AUSTRAL	AUSTRALA
379	Monicak	Monica K.	684	LEATHER ball	Leather ball
384	Moica	Monica	685	Variend, Henri Gerard	Vriend, Henri Gerard
378	Robers	Roberts	713	ATTAIND	ATTAINED
383	Walthe	Walther	713	undermentioned	under mentioned

Profile of the digital version:

File name: or1964v2.pdf

File size: 37,580 KB

Format: Portable Document Format (PDF) 1.4 (Adobe Acrobat 5.0)

Source document: The Official Report of The Games of the XVIII Olympiad Tokyo 1964, Volume 2

Printed by: Kyodo Printing Co., Ltd., Tokyo

Creation Platform: Windows XP

Creation Date: August 2005

Conversion Software: Adobe Acrobat, FineReader, VistaScan, FahrenEX

Image Resolution: 96 dpi for color and grayscale images

Digital Fonts: NewBaskerville

Digitization by: Exgenis Technologies, Goa, INDIA

www.digitization.info