



RECORDS & RESULTS

CAREER RUSHING RECORDS	158
CAREER RECEIVING LEADERS	159
CAREER PASSING LEADERS	160
CAREER DEFENSIVE LEADERS	161
SINGLE SEASON RECORDS	162
ALL-TIME SEASON STATS	165
INDIVIDUAL GAME LEADERS	166
COACH/STADIUM RECORDS	167
THE LAST TIME	168
YEAR-BY-YEAR RESULTS	169



RUTGERS FOOTBALL

CAREER LEADERS - RUSHING

YARDS


1. Terrell Willis, 3,114 - 1993-95
2. "JJ" Jennings, 2,935 - 1971-73
3. Bruce Presley, 2,792 - 1992-95
4. Glen Kehler, 2,567 - 1975-78
5. Jacki Crooks, 2,434 - 1996-99
6. **Brian Leonard, 2,352 - 2003-present**
7. Bryant Mitchell, 2,286 - 1966-68
8. Albert Smith, 2,269 - 1982-85
9. Henry Benkert, 2,124 - 1921-24
10. Bill Austin, 2,073 - 1956-58

ATTEMPTS

1. "JJ" Jennings, 650 - 1971-73
2. Terrell Willis, 588 - 1993-95
3. **Brian Leonard, 585 - 2003-present**
4. Jacki Crooks, 570 - 1996-99
5. Bruce Presley, 552 - 1992-95
6. Albert Smith, 542 - 1982-85
7. Glen Kehler, 537 - 1975-78
8. Bryant Mitchell, 495 - 1966-68
9. Albert Ray, 474 - 1979-81
10. Bill Austin, 461 - 1956-58

TOUCHDOWNS

1. "JJ" Jennings, 34 - 1971-73
2. Bill Austin, 32 - 1956-58
- Henry Benkert, 32 - 1921-24
4. Harvey Grimsley, 28 - 1946-49
5. **Brian Leonard, 27 - 2003-present**
6. Mike Fisher, 26 - 1974-77
7. Homer Hazel, 23 - 1916, 1923-24
- Albert Smith, 23 - 1982-85
9. Bryant Mitchell, 22 - 1966-68
10. Frank Kelley, 21 - 1916-18



YARDS PER ATTEMPT AVERAGE (MIN. 200)

1. Steve Simms, 6.00 [205-1,240] - 1959-61
2. Terrell Willis, 5.30 [588-3,114] - 1993-95
3. Bruce Presley, 5.06 [552-2,792] - 1992-95
4. Curt Edwards, 4.81 [425-2,046] - 1974-75
5. Glen Kehler, 4.78 [537-2,567] - 1975-78
6. Ted Blackwell, 4.75 [385-1,829] - 1977-80
7. Bryant Mitchell, 4.62 [495-2,286] - 1966-68
8. "JJ" Jennings, 4.52 [650-2,935] - 1971-73
9. Bill Austin, 4.50 [461-2,073] - 1956-58
10. Mike Fisher, 4.49 [453-2,035] - 1974-77

CONSECUTIVE 100-YARD GAMES

1. 7 "JJ" Jennings (11/25/72-11/7/73)
2. 5 Jacki Crooks (10/31/98-9/4/99)
- 5 Bryant Mitchell (10/26/68-11/23/68)
- 5 Curt Edwards (11/1/75-11/29/75)
- 3 "JJ" Jennings (10/28/72-11/11/72)
- 3 Bryant Mitchell (9/21/68-10/5/68)
- 3 Bill Austin (10/26/57-11/9/57)

100-YARD GAME LEADERS (RUSHING)

- 19 J.J. Jennings (includes three 200-yd games)
- 12 Bryant Mitchell
- 10 Curt Edwards (includes one 200-yd game)
- Bruce Presley
- Terrell Willis
- 9 Bill Austin
- Jacki Crooks
- 5 Glen Kehler
- Brian Leonard**
- Craig Mitter
- Albert Ray
- Ray Rice (includes one 200-yd game)**
- Albert Smith
- 4 Henry Henderson
- Matt Prescott
- Steve Simms
- Dennis Thomas
- 2 Six players with 2



1. Terrell Willis (1993-95)

3,114 Yards					
Yr	No	Yds	Avg	TD	
1993	195	1,261	6.5	13	
1994	216	1,080	5.0	5	
1995	177	773	4.4	2	
Total	588	3,114	5.3	20	



2. "JJ" Jennings (1971-73)

2,935 Yards					
Yr	No	Yds	Avg	TD	
1971	60	320	5.3	4	
1972	287	1,262	4.4	9	
1973	303	1,353	4.5	21	
Total	650	2,935	4.5	34	



3. Bruce Presley (1992-95)

2,792 Yards					
Yr	No	Yds	Avg	TD	
1992	148	817	5.5	7	
1993	126	741	5.9	4	
1994	126	546	4.9	3	
1995	147	678	4.6	6	
Total	552*	2,792	5.1	20	



*had 5 carries for 10 yards during medical redshirt year 1991

4. Glen Kehler (1975-78)

2,567 Yards					
Yr	No	Yds	Avg	TD	
1975	10	54	5.4	0	
1976	151	764	5.1	0	
1977	164	866	5.3	2	
1978	212	883	4.2	3	
Total	537	2,567	4.8	5	



5. Jacki Crooks (1996-99)

2,434 Yards					
Yr	No	Yds	Avg	TD	
1996	76	268	3.5	1	
1997	174	758	4.4	0	
1998	159	821	5.2	1	
1999	161	587	3.6	3	
Total	570	2,434	4.3	5	



6. Brian Leonard (2003-present)

2,352 Yards					
Yr	No	Yds	Avg	TD	
2002	213	880	4.1	9	
2004	199	732	3.7	7	
2005	173	740	4.3	11	
Total	585	2,352	4.0	27	




7. Bryant Mitchell (1966-68)

2,286 Yards					
Yr	No	Yds	Avg	TD	
1966	133	540	4.1	7	
1967	124	542	4.4	6	
1968	238	1,204	5.1	9	
Total	495	2,286	4.6	22	



8. Albert Smith (1982-85)

2,269 Yards					
Yr	No	Yds	Avg	TD	
1982	130	466	3.6	3	
1983	122	572	4.7	6	
1984	178	869	4.9	9	
1985	112	362	3.3	5	
Total	542	2,269	4.2	23	



9. Henry Benkert (1921-24)

2,124 Yards
(Year-by-year statistics unavailable)



10. Bill Austin (1956-58)

2,073 Yards					
Yr	No	Yds	Avg	TD	
1956	123	380	3.1	7	
1957	193	946	4.9	10	
1958	145	747	5.2	15	
Total	461	2,073	4.5	32	



CAREER LEADERS - RECEIVING

YARDS

1. Tres Moses, 2,522 - 2001-05
2. Andrew Baker, 2,268 - 1981-84
3. Marco Battaglia, 2,221 - 1992-95
4. Jim Guarantano, 2,065 - 1989-92
5. Chris Brantley, 1,914 - 1990-93
6. Tim Odell, 1,702 - 1977-80
7. **Brian Leonard, 1,574 - 2003-present**
8. Bill Powell, 1,541 - 1995-98
9. **Clark Harris, 1,522 - 2003-present**
10. Walter King, 1,515 - 1996-2000

RECEPTIONS

1. Tres Moses, 192, 2001-05
 2. Marco Battaglia, 171 - 1992-95
 3. **Brian Leonard, 169 - 2003-present**
 4. Jim Guarantano, 158 - 1989-92
 5. Chris Brantley, 144 - 1990-93
 6. Andrew Baker, 127 - 1981-84
 7. Reggie Funderburk, 123 - 1993-97
 8. LJ Smith, 122 - 1999-2002
 9. Tim Odell, 112 - 1977-80
 10. Eric Young, 109 - 1985-88
- Clark Harris, 109 - 2003-present**
Shawn Tucker, 109 - 2002-present




BATTAGLIA

TOUCHDOWNS

1. Chris Brantley, 17 - 1990-93
2. Marco Battaglia, 16 - 1992-95
3. Tres Moses, 16 - 2001-05
4. **Brian Leonard, 13 - 2003-present**
- Bob Simms, 13 - 1957-59
6. Mark Twitty, 12 - 1974-75
7. Andrew Baker, 11 - 1981-84
- Dave Dorn, 11 - 1977-80
- Jim Guarantano, 11 - 1989-92
10. Bucky Hatchett, 10 - 1947-49
- Reggie Funderburk, 10 - 1993-97
- Steve Harper, 10 - 1994-97
- Walter King, 10 - 1996-2000
- LJ Smith, 10 - 1999-2002

100-YARD GAME LEADERS

7. Tres Moses
- Marco Battaglia
5. Chris Brantley
- Bill Powell
4. Mark Twitty
3. Andrew Baker
- Jim Benedict
- Reggie Funderburk
- Jim Guarantano
- Walter King
- Clark Harris**



GUARANTANO

ALL-PURPOSE YARDAGE (SINCE 1948)

NAME - YEARS (RUSH/REC/PR/KOR)	TOTAL YARDS
1. Terrell Willis - 1993-95 (3,114/163/0/2,063)	5,340
2. Brian Leonard - 2003-present (2,352/1,574/0/0)	3,926
3. Bruce Presley - 1992-95 (2,792/536/0/503)	3,831
4. Tres Moses - 2001-05 (5/2,522/441/545)	3,513
5. Mike Fisher - 1974-77 (2,035/615/145/631)	3,426
6. Dave Dorn - 1977-80 (851/1,340/353/764)	3,308
7. Dennis Thomas-1998- pres. (1,557/515/0/1,173)	3,245
8. Albert Smith - 1982-85 (2,269/485/0/402)	3,156
9. Jacki Crooks - 1996-99 (2,434/480/44/39)	2,997
10. "JJ" Jennings - 1971-73 (2,935/53/0/0)	2,988

11. Eric Young - 1985-88 (79/1,380/24/1445)	2,928
12. Bill Austin - 1951-58 (2,073/115/263/400)	2,851
13. Dennis Thomas - 1998-2001 (1,139/440/0/1,173)	2,752
14. Glen Kehler - 1975-78 (2,567/47/0/0)	2,614
15. Ted Blackwell - 1977-80 (1,829/476/215/39)	2,559
16. Andrew Baker - 1981-84 (284/2,268/0/0)	2,552
17. Bryant Mitchell - 1966-68 (2,286/230/0/0)	2,516
18. Chris Brantley - 1990-93 (134/1,914/162/221)	2,461
19. Albert Ray - 1979-81 (2,024/425/0/0)	2,449
20. Mark Lassiter - 1975-77 (1,884/338/0/14)	2,236

1. Tres Moses (2001-05)

192 Catches				
Yr	No	Yds	Avg	TD
2001	13	159	12.2	1
2002	1	13	13.0	0
2003	52	536	10.3	5
2004	81	1,056	13.0	5
2005	45	758	16.8	5
Total	192	2,522	13.1	16



2. Marco Battaglia (1992-95)

171 Catches				
Yr	No	Yds	Avg	TD
1992	17	219	12.9	1
1993	27	329	12.2	1
1994	58	779	13.4	4
1995	69	894	13.0	10
Total	171	2,221	13.0	16



3. Brian Leonard (2003-present)

169 Catches				
Yr	No	Yds	Avg	TD
2003	53	488	9.2	5
2004	61	518	8.5	2
2005	55	568	10.3	6
Total	169	1,574	9.3	13



4. Jim Guarantano (1989-92)

158 Catches				
Yr	No	Yds	Avg	TD
1989	14	184	13.1	1
1990	26	386	14.9	2
1991	62	740	11.9	2
1992	56	755	13.5	6
Total	158	2,065	13.1	11



5. Chris Brantley (1990-93)

144 Catches				
Yr	No	Yds	Avg	TD
1990	18	366	20.3	2
1991	30	400	13.3	2
1992	40	559	14.0	6
1993	56	589	10.5	7
Total	144	1,914	13.3	17



6. Andrew Baker (1981-84)

127 Catches				
Yr	No	Yds	Avg	TD
1981	18	356	19.8	3
1982	30	472	15.7	2
1983	37	857	23.2	3
1984	42	583	13.9	3
Total	127	2,268	17.9	11



7. Reggie Funderburk (1993-97)

123 Catches				
Yr	No	Yds	Avg	TD
1993	3	31	10.3	0
1994	55	751	13.7	8
1995	54	546	10.1	1
1997	11	136	12.4	1
Total	123	1,464	11.9	10



8. LJ Smith (1999-2002)

122 Catches				
Yr	No	Yds	Avg	TD
1999	26	418	16.1	3
2000	34	374	11.0	1
2001	30	282	9.4	3
2002	32	384	12.0	3
Total	122	1,458	11.9	10



9. Tim Odell (1977-80)

112 Catches				
Yr	No	Yds	Avg	TD
1977	16	273	17.1	3
1978	13	245	18.8	1
1979	34	466	13.7	1
1980	49	718	14.7	4
Total	112	1,702	15.2	9



10. Eric Young (1985-88)

109 Catches				
Yr	No	Yds	Avg	TD
1985	8	93	11.6	0
1986	28	331	11.8	2
1987	25	364	14.6	4
1988	48	592	12.3	3
Total	109	1,380	12.7	9



10. Clark Harris (2003-present)

109 Catches				
Yr	No	Yds	Avg	TD
2003	18	213	11.8	0
2004	53	725	13.7	5
2005	38	584	15.4	4
Total	109	1,522	14.0	9



10. Shawn Tucker (2002-present)

109 Catches				
Yr	No	Yds	Avg	TD
2002	21	195	9.3	1
2003	50	726	14.5	2
2004	6	66	11.0	0*
2005	32	484	15.1	1
Total	109	1,471	13.5	4



* Red-shirted Season

CAREER LEADERS - PASSING

TOTAL OFFENSE

- PLAYS**
- Ryan Hart, 1,358 - 2002-05 (1,217 passes, 141 rushes)
 - Scott Erney, 1,310 - 1986-89 (1,128 passes, 182 rushes)
 - Mike McMahon, 1,191 - 1997-00 (974 passes, 214 rushes, 3 punts)
 - Ray Lucas, 1,167 - 1992-95 (908 passes, 259 rushes)
 - Eric Hochberg, 696 - 1982-85 (639 passes, 57 rushes)
 - "JJ" Jennings, 651 - 1971-73 (650 rushes, 1 pass)
 - Bert Kosup, 637 - 1974, 76-77 (188 rushes, 449 passes)
 - Tom Tarver, 637 - 1989-91 (518 passes, 119 rushes)
 - Bill Austin, 626 - 1956-58 (461 rushes, 165 passes)
 - Ed McMichael, 596 - 1978-80 (122 rushes, 474 passes)

- YARDS**
- Ryan Hart, 8,149 - 2002-05 (8,482 passing, -333 rushing)
 - Scott Erney, 7,320 - 1986-89 (7,188 passing, 132 rushing)
 - Mike McMahon, 6,793 - 1997-2000 (6,608 passing, 185 rushing)
 - Ray Lucas, 6,643 - 1992-95 (5,896 passing, 747 rushing)
 - Eric Hochberg, 3,731 - 1982-85 (3,825 passing, -94 rushing)
 - Bert Kosup, 3,670 - 1974, 76-77 (57 rushing, 3,613 passing)
 - Tom Tarver, 3,319 - 1989-91 (3,605 passing, -286 rushing)
 - Ed McMichael, 3,274 - 1978-80 (-310 rushing, 3,584 passing)
 - Terrell Willis, 3,114 - 1993-95 (3,114 rushing)
 - Bill Austin, 3,066 - 1956-58 (2,073 rushing, 993 passing)

- SCORING LEADERS**
- Kennan Starzell, 261 - 1976-79 (46 field goals, 123 extra points)
 - Brian Leonard, 242 - 2003-present (40 TD, 1 2-pt. conversion)
 - Homer Hazel, 216 - 1916, 23-24 (22 TD, 48 extra points, 12 field goals)
 - "JJ" Jennings, 206 - 1971-73 (34 TD, 1 2-pt. conversion)
 - Bill Austin, 204 - 1956-58 (32 TD, 12 extra points)
 - Howard Talman, 203 - 1912-15
 - Henry Benkert, 201 - 1921-24 (32 TD, 1 field goal, 6 extra points)
 - John Benestad, 191 - 1990-93 (28 field goals, 107 extra points)
 - Mike Fisher, 178 - 1974-77 (29 TD, 2 2-pt. conversions)
 - Jeremy Ito, 173 - 2004-present (35 field goals, 68 extra points)

CAREER PASSING LEADERS

- 300-YARD PASSING GAMES (TOP 15)**
- Scott Erney, 436 (35-55-2) vs. Vanderbilt, 9/17/88 L 30-31
 - Mike McMahon, 386 (26-42-1) vs. Army, 10/18/97 L 35-37
 - Ryan Hart, 384 (27-52-2) vs. Pittsburgh, 10/18/03 L 32-42
 - Ray Lucas, 374 (25-44-4) vs. Virginia Tech, 11/12/94 L 34-41
 - Ryan Hart, 374 (24-38-1) vs. Arizona State, 12/27/05 L 45-40
 - Eric Hochberg, 367 (19-34-2) vs. Penn State, 10/1/83 L 25-36
 - Eric Hochberg, 358 (26-37-0) vs. Louisville, 10/20/84 W 38-21

QUARTERBACK RATINGS (MIN. 150 ATT.)

NAME	ATT	COMP	%	YDS	YDS/ATT	TDS	TD/ATT	INT	INT/ATT	RATING
1. Richard Policastro	380	217	57%	2,684	7.06	29	0.08	9	0.02	136.9
2. Frank Burns	173	80	46%	1,424	8.23	20	0.11	16	0.09	135.0
3. Ed McMichael	474	292	62%	3,584	7.56	20	0.04	20	0.04	130.6
4. Bryan Fortay	337	174	52%	2,374	7.05	25	0.07	18	0.05	124.6
5. Ryan Hart	1,217	735	60%	8,482	6.97	52	0.04	52	0.04	124.5
6. Bert Kosup	448	214	48%	3,613	8.06	25	0.06	27	0.06	121.9
7. Ray Lucas	908	514	57%	5,896	6.49	44	0.06	30	0.03	120.5
8. Joe Gagliardi	359	218	61%	2,197	6.12	13	0.04	16	0.04	115.2
9. Walt LaPrarie	161	80	50%	1,293	8.03	11	0.07	20	0.12	114.9
10. Tom Tarver	495	271	55%	3,317	6.70	18	0.04	23	0.05	113.7

- Ryan Hart, 351 (31-57-1) vs. Pittsburgh, 10/23/04 L 17-41
- Scott Erney, 346 (32-55-2) at Penn State, 10/10/87 L 21-35
- Ryan Hart, 344 (31-40-2) vs. Vanderbilt, 10/9/04 W, 37-34
- Ryan Hart, 342 (27-44-0) at Illinois, 9/3/05 L, 33-30
- Bryan Fortay, 338 (24-45-4) vs. Virginia Tech, 10/31/92 W 50-49
- Ray Lucas, 327 (26-44-1) vs. Boston College 11/24/95 L 38-41
- Ryan Cubit, 327 (13-21-3) vs. Navy, 10/20/01 W 23-17
- Scott Erney, 326 (27-47-4) at Temple, 11/18/89 L 33-36

- YARDS**
- Ryan Hart, 8,482 - 2002-05
 - Scott Erney, 7,188 - 1986-89
 - Mike McMahon, 6,608 - 1997-2000
 - Ray Lucas, 5,896 - 1992-95
 - Eric Hochberg, 3,825 - 1982-85
 - Bert Kosup, 3,613 - 1974, 76-77
 - Tom Tarver, 3,607 - 1989-91
 - Ed McMichael, 3,584 - 1978-80
 - Leo Gasiencia, 2,801 - 1970-72
 - Frank Burns, 2,751 - 1945-48

- ATTEMPTS**
- Ryan Hart, 1,217 - 2002-05
 - Scott Erney, 1,128 - 1986-89
 - Mike McMahon, 974 - 1997-2000
 - Ray Lucas, 908 - 1992-95
 - Eric Hochberg, 639 - 1982-85
 - Tom Tarver, 518 - 1989-91
 - Ed McMichael, 474 - 1978-80
 - Leo Gasiencia, 448 - 1970-72
 - Bert Kosup, 448 - 1974, 76-77
 - Ryan Cubit, 409 - 2001-02

- COMPLETIONS**
- Ryan Hart, 735 - 2002-05
 - Scott Erney, 614 - 1986-89
 - Ray Lucas, 514 - 1992-95
 - Mike McMahon, 482 - 1997-2000
 - Eric Hochberg, 337 - 1982-85
 - Ed McMichael, 292 - 1978-80
 - Tom Tarver, 285 - 1989-91
 - Leo Gasiencia, 230 - 1985-86
 - Joe Gagliardi, 218 - 1985-86
 - Rich Policastro, 217 - 1968-69

- TOUCHDOWNS**
- Ryan Hart, 52 - 2002-05
 - Ray Lucas, 43 - 1992-95
 - Scott Erney, 41 - 1986-89
 - Mike McMahon, 41 - 1997-2000
 - Frank Burns, 30 - 1945-48
 - Rich Policastro, 29 - 1968-69
 - Bryan Fortay, 25 - 1992-93
 - Bert Kosup, 25 - 1974, 76-77
 - Ed McMichael, 20 - 1978-80
 - Tom Tarver, 20 - 1989-91

- INTERCEPTIONS**
- Ryan Hart, 52 - 2002-05
 - Mike McMahon, 49 - 1997-2000
 - Scott Erney, 48 - 1986-89
 - Jacque LaPrarie, 35 - 1981-84
 - Leo Gasiencia, 30 - 1970-72
 - Ray Lucas, 30 - 1992-95
 - Bert Kosup, 28 - 1974, 76-77
 - Ryan Cubit, 25 - 2001-02
 - Tom Tarver, 24 - 1989-91
 - Ed McMichael, 20 - 1978-80

TOP 10 PASSING LEADERS

1. Ryan Hart (2002-05)
8,482 Yards

Yr	Att.	Comp.	Yds.	TD
2002	111	51	479	2
2003	398	234	2,714	15
2004	453	295	3,154	17
2005	255	155	2,135	18
Total	1,217	735	8,482	52



2. Scott Erney (1986-89)
7,188 Yards

Yr	Att.	Comp.	Yds.	TD
1986	190	96	1,160	6
1987	225	122	1,369	7
1988	339	188	2,123	13
1989	374	208	2,536	15
Total	1,128	614	7,188	41



3. Mike McMahon (1997-2000)
6,608 Yards

Yr	Att.	Comp.	Yds.	TD
1997	212	104	1,259	6
1998	276	143	2,203	12
1999	146	66	989	5
2000	340	169	2,157	18
Total	974	482	6,608	41



4. Ray Lucas (1992-95)
5,896 Yards

Yr	Att.	Comp.	Yds.	TD
1992	105	61	836	4
1993	188	109	1,011	7
1994	268	156	1,869	16
1995	347	188	2,180	16
Total	908	514	5,896	43



5. Eric Hochberg (1982-85)
3,825 Yards

Yr	Att.	Comp.	Yds.	TD
1982	65	35	354	1
1983	100	61	814	4
1984	305	162	1,905	9
1985	169	79	752	4
Total	639	337	3,825	18



6. Bert Kosup (1974-77)
3,613 Yards

Yr	Att.	Comp.	Yds.	TD
1974	150	63	1,070	9
1976	141	69	1,098	6
1977	157	82	1,445	10
Total	448	214	3,613	25



7. Tom Tarver (1989-91)
3,607 Yards

Yr	Att.	Comp.	Yds.	TD
1989	23	14	290	2
1990	188	107	1,348	8
1991	307	164	1,969	10
Total	518	285	3,607	20



8. Ed McMichael (1978-80)
3,584 Yards

Yr	Att.	Comp.	Yds.	TD
1978	34	22	294	3
1979	211	124	1,529	7
1980	229	146	1,761	10
Total	474	292	3,584	20



9. Leo Gasiencia (1970-72)
2,801 Yards

Yr	Att.	Comp.	Yds.	TD
1970	53	25	244	1
1971	197	98	1,148	9
1972	198	107	1,409	8
Total	448	230	2,801	18



10. Frank Burns (1945-48)
2,751 Yards

Yr	Att.	Comp.	Yds.	TD
1945	127	N/A	704	5
1946	72	32	513	9
1947	104	45	911	11
1948	97	40	623	5
Total	400	N/A	2,751	30



CAREER LEADERS - DEFENSE

CAREER DEFENSIVE LEADERS

DEFENSIVE LEADERS

TOTAL TACKLES			
1. Tyronne Stowe	533	1983-86	
2. Jim Dumont	448	1979-83	
3. Brian Sheridan	389	1993-97	
4. Pat Udovich	363	1986-89	
5. Aaron Brady	354	1995-98	
6. Keith Woetzel	323	1980-82	
7. Tim Blanchard	312	1975-78	
8. Elvin Washington	290	1974-77	
9. Darrin Czellecz	289	1986-89	
10. Dino Mangiero	288	1976-79	

UNASSISTED TACKLES			
1. Tyronne Stowe	326	1983-86	
2. Jim Dumont	309	1979-83	
3. Aaron Brady	261	1995-98	
4. Brian Sheridan	233	1993-97	
5. Dino Mangiero	204	1976-79	
6. Keith Woetzel	199	1980-82	
7. Pat Udovich	190	1985-89	
8. Elvin Washington	187	1974-77	
9. Gary Brackett	180	1999-02	
10. Tim Blanchard	178	1975-78	

ASSISTED TACKLES			
1. Tyronne Stowe	207	1983-86	
2. Pat Udovich	173	1985-89	
3. Brian Sheridan	156	1993-97	
4. Darrin Czellecz	151	1986-89	
5. Jim Dumont	139	1979-83	
6. Tim Blanchard	134	1975-78	
7. Keith Woetzel	124	1980-82	
8. Ed Steward	118	1977-80	
9. Devraun Thompson	113	2003-pres.	
10. Einarde Webster	107	1988-91	

QUARTERBACK SACKS			
1. Nate Toran	52 (333)	1973-76	
2. Dan Gray	29 (224)	1975-77	
3. Dino Mangiero	26 (177)	1976-79	
4. Shawn Williams	21 (121)	1989-92	
5. Ryan Neill	19 (130)	2001-05	
6. Raheem Orr	18 (100)	2001-03	
7. Ed Steward	17 (84)	1977-80	
8. Mike Pellowasaki	17 (101)	1968-70	
9. Bill Pickel	16 (124)	1979-82	
10. Mike Rustemeyer	16 (134)	1978-81	

INTERCEPTIONS - NUMBER			
1. Ed Jones	14	1971-74	
2. Tony Pawlik	14	1972-74	
3. John Pollock	14	1965-68	
4. Bill Austin	13	1956-58	
5. Bob Davis	12	1975-77	
6. Bill Houston	12	1981-83	
7. Sam Chapman	11	1969-71	
8. Malik Jackson	11	1990-93	
9. Jim Hughes	10	1975-78	
10. John Miller	10	1969-70	
11. Jim Testom	10	1974-76	

INTERCEPTIONS - YARDS			
1. Bill Austin	371	1956-58	
2. Bill Houston	288	1981-83	
3. John Pollock	236	1966-68	
4. Tony Pawlik	226	1972-74	
5. Jim Hughes	222	1975-78	
6. Bob Davis	177	1975-77	
7. Sam Chapman	176	1969-70	
8. Ed Jones	163	1971-74	
9. Henry Jenkins	147	1974-77	
10. Jim Testom	122	1974-76	

FUMBLE RECOVERIES			
1. Nate Toran	8	1973-76	
2. Tim Blanchard	8	1975-78	
3. Tyronne Stowe	7	1983-86	
4. Elvin Washington	7	1974-77	
5. Bob Dumont	6	1981-83	
6. Dino Mangiero	6	1976-79	
7. Jim Dumont	5	1979-83	
8. Bill Houston	5	1981-83	
9. Jim Hughes	5	1975-78	
10. Jeff Newman	5	1986-88	
11. Gary Brackett	5	1999-02	

KICKING LEADERS

FIELD GOALS MADE			
1. Kennan Startzell (1976-79)	46		
2. Alex Falcinelli (1980-82)	38		
3. Jeremy Ito (2004-pres.)	35		
4. Tom Angstadt (1982-84)	30		
5. Carmen Scalfani (1987-88)	29		
6. John Benestad (1990-93)	28		
7. Doug Giesler (1986-89)	27		
8. Ryan Sands (2001-2004)	23		
9. Steve Barone (1998-2001)	21		
10. John Pesce (1970-72)	16		


FIELD GOAL PERCENTAGE			
1. Alex Falcinelli (80-82)	38-49	.776	
2. Doug Giesler (86-89)	27-35	.771	
3. Tom Angstadt (82-84)	30-43	.698	
4. Carmen Scalfani (87-88)	29-42	.690	
5. Jeremy Ito (2004-pres.)	35-51	.686	
6. Kennan Startzell (76-79)	46-78	.590	
7. Ryan Sands (01-04)	23-39	.590	
8. John Pesce (70-72)	16-29	.552	
9. John Benestad (90-93)	28-51	.549	

PUNTING LEADERS

PUNTS			
1. Jared Sloan	252	1994-97	
2. Mike Barr	251	1998-02	
3. Gary Liska	238	1981-84	
4. Matt O'Connell	237	1985-87	
5. Deron Cherry	188	1977-80	
6. Joe Radigan	172	2003-pres.	
7. David Dunne	142	1990-92	
8. Mike Yancheff	131	1968-70	
9. John Piccirillo	125	1972-74	
10. Mike Greaves	99	1966-67	

YARDS			
1. Mike Barr	10,096	1998-02	
2. Jared Sloan	9,756	1994-97	
3. Matt O'Connell	9,469	1985-88	
4. Gary Liska	8,807	1981-84	
5. Deron Cherry	7,413	1977-80	
6. Joe Radigan	6,718	2003-pres.	
7. David Dunne	5,398	1990-92	
8. Mike Yancheff	4,711	1968-70	
9. John Piccirillo	4,545	1972-74	
10. Steve Simek	3,691	1974-75	

AVERAGE (MINIMUM OF 40 PUNTS)			
1. Mike Barr	40.2 (251)	1998-02	
2. Matt O'Connell	40.0 (237)	1985-88	
3. Deron Cherry	39.4 (188)	1977-80	
4. Joe Radigan	39.1 (172)	2003-pres.	
5. Jared Sloan	38.7 (252)	1994-97	
6. Steve Simek	38.4 (96)	1974-75	
7. David Lipetz	38.3 (55)	1991-93	
8. David Dunne	38.0 (142)	1990-92	
9. Larry Robertson	37.6 (64)	1969-71	
10. Gary Liska	37.0 (238)	1981-84	



BARR

KICKOFF RETURN LEADERS

YARDS			
1. Terrell Willis	2,063	1993-95	
2. Nate Jones	1,902	2000-03	
3. Eric Young	1,451	1985-88	
4. Ron Allen	1,283	1988-91	
5. Jim Baker	1,234	1965-67	
6. Willie Foster	1,183	2003-pres.	
7. Dennis Thomas	1,173	1998-01	
8. Brian Cobb	1,121	1984-87	
9. Gary Melton	1,032	1989-92	
10. Dave Dorn	873	1977-80	

RETURNS			
1. Terrell Willis	91	1993-95	
2. Nate Jones	82	2000-03	
3. Eric Young	64	1985-88	
4. Jim Baker	54	1965-67	
5. Dennis Thomas	54	1998-01	
6. Willie Foster	52	2003-pres.	
7. Ron Allen	51	1988-91	
8. Brian Cobb	50	1984-87	
9. Steve Harper	49	1994-97	
10. Dave Dorn	44	1977-80	

PUNT RETURN LEADERS

YARDS			
1. Marshall Roberts	1,018	1989-92	
2. Henry Jenkins	726	1975-76	
3. John Pollock	652	1966-68	
4. Tony Pawlik	545	1972-74	
5. Henry Stevens	444	1944	
6. Tres Moses	441	2001-05	
7. Reggie Funderburk	440	1993-97	
8. Ken Smith	384	1977-80	
9. Dave Dorn	353	1977-80	
10. Harold Young	336	1981-84	

RETURNS			
1. Marshall Roberts	91	1989-92	
2. Reggie Funderburk	59	1993-97	
3. John Pollock	58	1966-68	
4. Henry Jenkins	50	1975-76	
5. Tony Pawlik	48	1972-74	
6. Tres Moses	45	2001-05	
7. Paul Fego	43	1977-79	
8. Charles Mudie	39	1964-66	
9. Harold Young	37	1981-84	
10. Bill Austin	32	1956-58	

TOP 10 TACKLE LEADERS

1. Tyronne Stowe (1983-86)
533 Tackles

Yr	UT	AT	Tot	Sk
1983	76	31	107	0
1984	75	44	119	2
1985	106	51	157	3
1986	69	81	150	0
Total	326	207	533	5



2. Jim Dumont (1979-83)
448 Tackles

Yr	UT	AT	Tot	Sk
1979	30	13	43	0
*1980	17	6	23	1
1981	64	31	95	2
1982	94	39	133	2
1983	104	50	154	0
Total	309	139	448	5

* Indicates medical redshirt year



3. Brian Sheridan (1993-97)
389 Tackles

Yr	UT	AT	Tot	Sk
1993	18	19	37	0
1994	30	29	59	0
1995	76	56	132	0
1997	109	52	161	1
Total	233	156	389	1



4. Pat Udovich (1986-89)
363 Tackles

Yr	UT	AT	Tot	Sk
1986	15	15	30	0
1987	40	49	89	1
1988	64	40	104	2
1989	71	69	140	2
Total	190	173	363	5



5. Aaron Brady (1995-98)
354 Tackles

Yr	UT	AT	Tot	Sk
1995	22	4	26	0
1996	74	18	92	0
1997	63	37	100	3.5
1998	102	34	136	1
Total	261	93	354	4.5



6. Keith Woetzel (1980-82)
323 Tackles

Yr	UT	AT	Tot	Sk
1980	56	39	95	0
1981	70	31	101	0
1982	73	54	127	1
Total	199	124	323	1



7. Tim Blanchard (1975-78)
312 Tackles

Yr	UT	AT	Tot	Sk
1975	17	10	27	0
1976	40	27	67	0
1977	50	46	96	0
1978	71	51	122	4
Total	178	134	312	4



8. Elvin Washington (1974-77)
290 Tackles

Yr	UT	AT	Tot	Sk
1974	21	17	38	0
1975	54	33	87	0
1976	30	18	48	2
1977	82	35	117	2
Total	187	103	290	4



9. Darrin Czellecz (1986-89)
289 Tackles

Yr	UT	AT	Tot	Sk
1986	17	23	40	0
1987	40	33	73	0
1988	26	61	87	2
1989	55	34	89	1
Total	138	151	289	3



10. Dino Mangiero (1976-79)
288 Tackles

Yr	UT	AT	Tot	Sk
1976	13	7	20	0
1977	33	24	57	3
1978	67	31	98	9
1979	91	22	113	14
Total	204	84	288	26



SINGLE SEASON RECORDS

RUSHING SEASON LEADERS

Yr	Name	Total Yds
1957	Bill Austin	946
1958	Bill Austin	747
1959	Jim Rogers	161
1960	Steve Simms	613
1961	Steve Simms	614
1962	Bill Thompson	405
1963	Don Viggiano	404
1964	Bob Brendel	464
1965	Rich Capria	242
1966	Bryant Mitchell	540
1967	Bryant Mitchell	542
1968	Bryant Mitchell	1,204
1969	Steve Ferrughelli	564
1970	Larry Robertson	397
1971	Larry Robertson	405
1972	"JJ" Jennings	1,262
1973	"JJ" Jennings	1,353
1974	Curt Edwards	889
1975	Curt Edwards	1,157
1976	Glen Kehler	764
1977	Glen Kehler	866
1978	Glen Kehler	883
1979	Albert Ray	567
1980	Albert Ray	778
1981	Albert Ray	679
1982	Albert Smith	466
1983	Albert Smith	572
1984	Albert Smith	889
1985	Albert Smith	362
1986	Matt Prescott	606
1987	Henry Henderson	846
1988	Mike Botti	715
1989	James Cann	429
1990	Tekay Dorsey	505
1991	Antoine Moore	627
1992	Bruce Presley	817
1993	Terrell Willis	1,261
1994	Terrell Willis	1,080
1995	Terrell Willis	773
1996	Chad Bosch	523
1997	Jacki Crooks	758
1998	Jacki Crooks	821
1999	Jacki Crooks	587
2000	Dennis Thomas	587
2001	Dennis Thomas	372
2002	Markis Facyson	398
2003	Brian Leonard	880
2004	Brian Leonard	732
2005	Ray Rice	1,120

ATTEMPTS

1.	"JJ" Jennings, 303	1973
2.	"JJ" Jennings, 287	1972
3.	Bryant Mitchell, 238	1968
4.	Curt Edwards, 236	1975
5.	Terrell Willis, 216	1994
6.	Brian Leonard, 213	2003
7.	Glen Kehler, 212	1978
8.	Brian Leonard, 199	2004
9.	Terrell Willis, 195	1993
9.	Ray Rice, 195	2005

YARDS

1.	"JJ" Jennings, 1,353	1973
2.	"JJ" Jennings, 1,262	1972
3.	Terrell Willis, 1,261	1993
4.	Bryant Mitchell, 1,204	1968
5.	Curt Edwards, 1,157	1975
6.	Ray Rice, 1,120	2005
7.	Terrell Willis, 1,080	1994
8.	Toady Bracher, 1,021	1915
9.	Bill Austin, 946	1957
10.	Curt Edwards, 883	1974
	Glen Kehler, 883	1978

TOUCHDOWNS

1.	"JJ" Jennings, 21	1973
2.	Henry Benkert, 16	1924
	Howard Talman, 16	1915
4.	Bill Austin, 15	1958
5.	Terrell Willis, 13	1993
6.	Frank Kelly, 12	1917
7.	Brian Leonard, 11	2005
8.	Bill Austin, 10	1957
	Homer Hazel, 10	1923
10.	Curt Edwards, 9	1975
	Mike Fisher, 9	1977
	William Gardner, 9	1918
	"JJ" Jennings, 9	1972
	Mark Lassiter, 9	1976
	Bryant Mitchell, 9	1968
	Craig Mitter, 9	1992
	Albert Smith, 9	1984
	Brian Leonard, 9	2003

RECEIVING SEASON LEADERS

Yr	Name	Total Yards
1957	Bob Simms	180
1958	Bob Simms	468
1959	Bob Simms	345
1960	Army Byrd	269
1961	Lee Curley	274
1962	Bill Craft	426
1963	Paul Strellick	242
1964	Jack Emmer	306
1965	Charley Mudie	243
1966	Jack Emmer	701
1967	Jim Baker	242
1968	Bob Stonebreaker	448
1969	Jim Benedict	650
1970	Al Fenstermacher	254
1971	Bob Carney	351
1972	Tom Sweeney	369
1973	Tom Sweeney	479
1974	Mark Twitty	314
1975	Mark Twitty	544
1976	Mark Twitty	514
1977	George Carter	391
1978	Dave Dorn	535
1979	Dave Dorn	468
1980	Tim Odell	718
1981	Andrew Baker	356
1982	Andrew Baker	472
1983	Andrew Baker	857
1984	Andrew Baker	583
1985	Albert Smith	244
1986	Brian Cobb	368
1987	Eric Young	364
1988	Eric Young	592
1989	James Cann	507
1990	James Guarantano	386
1991	James Guarantano	740
1992	James Guarantano	755
1993	Chris Brantley	589
1994	Marco Battaglia	779
1995	Marco Battaglia	894
1996	Steven Harper	321
1997	Walter King	445
1998	Bill Powell	730
1999	Errol Johnson	507
2000	Errol Johnson	555
2001	Aaron Martin	523
2002	LJ Smith	384
2003	Shawn Tucker	726
2004	Tres Moses	1,056
2005	Tres Moses	758

RECEPTIONS

1.	Tres Moses, 81	2004
2.	Marco Battaglia, 69	1995
3.	Jim Guarantano, 62	1991
4.	Brian Leonard, 61	2004
5.	Marco Battaglia, 58	1994
6.	Chris Brantley, 56	1993
	Jim Guarantano, 56	1992
8.	Reggie Funderburk, 55	1994
	Brian Leonard, 55	2005
10.	Reggie Funderburk, 54	1995

YARDS

1.	Tres Moses, 1,056	2004
2.	Marco Battaglia, 894	1995
3.	Andrew Baker, 857	1983
4.	Marco Battaglia, 779	1994
5.	Tres Moses, 758	2005
6.	Jim Guarantano, 755	1992
7.	Reggie Funderburk, 751	1994
8.	Jim Guarantano, 740	1991
9.	Bill Powell, 730	1998
10.	Shawn Tucker, 726	2003

TOUCHDOWNS

1.	Marco Battaglia, 10	1995
2.	Bob Simms, 9	1958
3.	Reggie Funderburk, 8	1994
4.	Chris Brantley, 7	1993
	Steve Harper, 7	1995
	Mark Twitty, 7	1975
7.	Chris Brantley, 6	1992
	Jim Guarantano, 6	1992
	Brian Leonard, 6	2005
	Robert Stonebreaker, 6	1968
11.	Jim Cann, 5	1989
	Dave Dorn, 5	1979
	Lester Johnson, 5	1977
	Brian Leonard, 5	2003
	Tres Moses, 5	2003
	Clark Harris, 5	2004
	Tres Moses, 5	2004
	Tres Moses, 5	2005

TOTAL OFFENSE SEASON LEADERS

Year	Name	Total Yards
1957	Bill Austin	1,425
1958	Bill Austin	1,031
1959	Sam Mudie	473
1960	Steve Simms	719
1961	Sam Mudie	703
1962	Bob Yaksick	741
1963	Dave Stoldt	729
1964	Roger Kalinger	1,075
1965	John Callaghan	553
1966	Fred Eckert	750
1967	Bruce Van Ness	917
1968	Bryant Mitchell	1,257
1969	Rich Policastro	1,571
1970	Mike Yancheff	1,117
1971	Leo Gasiencia	1,096
1972	Leo Gasiencia	1,415
1973	"JJ" Jennings	1,367
1974	Bert Kosup	1,206
1975	Curt Edwards	1,217
1976	Bert Kosup	1,097
1977	Bert Kosup	1,367
1978	Bob Hering	1,109
1979	Ed McMichael	1,452
1980	Ed McMichael	1,548
1981	Ralph Leek	971
1982	Jacque LaPrarie	1,333
1983	Jacque LaPrarie	1,328
1984	Rusty Hochberg	1,818
1985	Joe Gagliardi	1,214
1986	Scott Erney	1,171
1987	Scott Erney	1,270
1988	Scott Erney	2,192
1989	Scott Erney	2,675
1990	Tom Tarver	1,348
1991	Tom Tarver	1,775
1992	Bryan Fortay	1,767
1993	Terrell Willis	1,261
1994	Ray Lucas	2,026
1995	Ray Lucas	2,456
1996	Mike Stephans	829
1997	Mike McMahon	1,276
1998	Mike McMahon	2,136
1999	Mike McMahon	981
2000	Mike McMahon	2,400
2001	Ryan Cubit	1,334
2002	Ted Trump	632
2003	Ryan Hart	2,714
2004	Ryan Hart	3,061
2005	Ryan Hart	2,117

PLAYS

1.	Ryan Hart, 499	2004
	(453 pass, 46 rushes)	
2.	Scott Erney, 443	1989
	(374 passes, 69 rushes)	
3.	Ryan Hart, 438	2003
	(398 passes, 40 rushes)	
4.	Ray Lucas, 424	1995
	(347 passes, 77 rushes)	
5.	Mike McMahon, 408	2000
	(340 passes, 68 rushes)	
6.	Scott Erney, 381	1988
	(339 passes, 42 rushes)	
7.	Tom Tarver, 362	1991
	(307 passes, 55 rushes)	
8.	Ryan Cubit, 354	2001
	(268 passes, 86 rushes)	
9.	Mike McMahon, 338	1998
	(276 passing, 62 rushing)	
10.	Ray Lucas, 335	1994
	(268 passes, 67 rushes)	

YARDS

1.	Ryan Hart, 3,061	2004
	(3,154 passing, -93 rushing)	
2.	Scott Erney, 2,675	1989
	(2,536 passing, 139 rushing)	
3.	Ryan Hart, 2,538	2003
	(2,714 passing, -176 rushing)	
4.	Ray Lucas, 2,456	1995
	(2,180 passing, 276 rushing)	
5.	Mike McMahon, 2,400	2000
	(2,167 passing, 243 rushing)	
6.	Mike McMahon, 2,136	1998
	(2,203 passing, -67 rushing)	
7.	Scott Erney, 2,192	1988
	(2,123 passing, 69 rushing)	
8.	Ryan Hart, 2,117	2005
	(2,135 passing, -18 rushing)	
9.	Ray Lucas, 2,026	1994
	(1,869 passing, 157 rushing)	
10.	Eric Hochberg, 1,818	1984
	(-87 rushing, 1,905 passing)	

SCORING SEASON LEADERS

Year	Name	Total Points
1957	Bill Austin	74
1958	Bill Austin	106
1959	Bob Simms	20
1960	Steve Simms	36
1961	Bob Mudie	70
1962	Bob Yaksick	36
1963	Bob Brendel	24
1964	Chester Vward	30
1965	Jack Hohnstine	12
	Don Riesett	12
	Bob Stohrer	12
1966	Bryant Mitchell	42
1967	Bryant Mitchell	36
1968	Bryant Mitchell	54
1969	Bruce Van Ness	48
1970	John Pesce	33
1971	Larry Robertson	42
1972	John Pesce	56
1973	"JJ" Jennings	128
1974	Bert Kosup	36
1975	Curt Edwards	66
1976	Kennan Startzell	65
1977	Mike Fisher	60
1978	Kennan Startzell	76
1979	Dave Dorn	74
1980	Alex Falcinelli	69
1981	Alex Falcinelli	47
1982	Alex Falcinelli	52
1983	Tom Angstadt	49
1984	Tom Angstadt	77
1985	Albert Smith	42
1986	Doug Giesler	56
1987	Carmen Sclafani	54
1988	Carmen Sclafani	78
1989	James Cann	66
1990	John Benestad	37
1991	Bill Bailey	36
	Antoine Moore	36
1992	John Benestad	71
1993	Terrell Willis	80
1994	Reggie Funderburk	48
1995	Marco Battaglia	62
1996	Nick Mike-Mayer	26
1997	Jacki Crooks	26
1998	Steve Barone	44
1999	Steve Barone	40
2000	Steve Barone	47
2001	Ryan Sands	26
2002	Ryan Sands	33
2003	Brian Leonard	86
2004	Jeremy Ito	73
2005	Brian Leonard	102

POINTS

1.	Howard Talman, 135	1915
2.	"JJ" Jennings, 128	1973
	(21 TDs, 1 2-pt. conversion)	
	Bill Austin, 106	1958
	(16 TDs, 10 extra points)	
4.	Brian Leonard, 102	2005
	(17 TDs)	
5.	Henry Benkert, 100	1924
	(16 TDs, 4 extra points)	
	Jeremy Ito, 100	2005
	(20 FGs, 40 extra points)	
7.	Brian Leonard, 86	2003
	(14 TDs, 1 2-pt. conversion)	
8.	Homer Hazel, 82	1923
	(9 TDs, 19 extra points, 3 FGs)	
9.	Terrell Willis, 80	1993
	(13 TDs, 1 2-pt. conversion)	
10.	Carmen Sclafani, 78	1988
	(17 FGs, 27 extra points)	

SINGLE SEASON RECORDS

PASSING LEADERS

YEAR	NAME	TOTAL YARDS	PASSING SEASON LEADERS
1957	Bill Austin	479	
1958	Bruce Webster	513	
1959	Sam Mudie	339	
1960	Sam Mudie	452	
1961	Bill Speranza	318	
1962	Bob Yaksick	502	
1963	Dave Stout	634	
1964	Roger Kalingner	916	
1965	Jack Callaghan	456	
1966	Fred Eckert	756	
1967	Bruce Van Ness	524	
1968	Rich Policastro	994	
1969	Rich Policastro	1,690	
1970	Mike Yanchef	974	
1971	Leo Gasiencia	1,148	
1972	Leo Gasiencia	1,409	
1973	John Piccirillo	415	
1974	Bert Kosup	1,070	
1975	Jeff Rebholz	715	
1976	Bert Kosup	1,098	
1977	Bert Kosup	1,445	
1978	Bob Hering	1,193	
1979	Ed McMichael	1,529	
1980	Ed McMichael	1,761	
1981	Ralph Leek	926	
1982	Jacque LaPrarie	1,164	
1983	Jacque LaPrarie	1,275	
1984	Eric Hochberg	1,905	
1985	Joe Gagliardi	1,273	
1986	Scott Erney	1,160	
1987	Scott Erney	1,369	
1988	Scott Erney	2,123	
1989	Scott Erney	2,536	
1990	Tom Tarver	1,348	
1991	Tom Tarver	1,969	
1992	Bryan Fortay	1,608	
1993	Ray Lucas	1,011	
1994	Ray Lucas	1,869	
1995	Ray Lucas	2,180	
1996	Mike Stephans	918	
1997	Mike McMahon	1,259	
1998	Mike McMahon	2,203	
1999	Mike McMahon	989	
2000	Mike McMahon	2,157	
2001	Ryan Cubit	1,433	
2002	Ted Trump	740	
2003	Ryan Hart	2,714	
2004	Ryan Hart	3,154	
2005	Ryan Hart	2,135	

ATTEMPTS

1.	Ryan Hart, 453	2004
2.	Ryan Hart, 398	2003
3.	Scott Erney, 374	1989
4.	Ray Lucas, 347	1995
5.	Mike McMahon, 340	2000
6.	Scott Erney, 339	1988
7.	Tom Tarver, 307	1991
8.	Eric Hochberg, 305	1984
9.	Mike McMahon, 276	1998
10.	Ryan Cubit, 268	2001
	Ray Lucas, 268	1994

COMPLETIONS

1.	Ryan Hart, 295	2004
2.	Ryan Hart, 234	2003
3.	Scott Erney, 208	1989
4.	Scott Erney, 188	1988
	Ray Lucas, 188	1995
6.	Mike McMahon, 169	2000
7.	Tom Tarver, 164	1991
8.	Eric Hochberg, 162	1984
9.	Ray Lucas, 156	1994
10.	Ryan Hart, 155	2005

YARDS

1.	Ryan Hart, 3,154	2004
2.	Ryan Hart, 2,714	2003
3.	Scott Erney, 2,536	1989
4.	Mike McMahon, 2,203	1998
5.	Ray Lucas, 2,180	1995
6.	Mike McMahon, 2,157	2000
7.	Ryan Hart, 2,135	2005
8.	Scott Erney, 2,123	1988
9.	Tom Tarver, 1,969	1991
10.	Eric Hochberg, 1,905	1984

TOUCHDOWNS

1.	Mike McMahon, 18	2000
	Ryan Hart, 18	2005
3.	Ryan Hart, 17	2004
4.	Bryan Fortay, 16	1992
	Ray Lucas, 16	1994
	Ray Lucas, 16	1995
7.	Scott Erney, 15	1989
	Rich Policastro, 15	1968
	Ryan Hart, 15	2003
10.	Rich Policastro, 14	1969

INTERCEPTIONS

1.	Ryan Cubit, 19	2001
	Ryan Hart, 19	2003
	Ryan Hart, 19	2004
4.	Scott Erney, 17	1989
	Jacque LaPrarie, 17	1982
	Mike McMahon, 17	2000
7.	Mike McMahon, 16	1998
	Bryan Fortay, 16	1992
	Ralph Leek, 16	1981
10.	Leo Gasiencia, 15	1972
	Bert Kosup, 15	1974
	Jacque LaPrarie, 15	1983

ALL-PURPOSE YARDAGE LEADERS

(SINCE 1948)

TOTAL YARDS (RUSH/REC/PR/KOR)	NAME	YEAR
1.	Terrell Willis	1993
	2,026 (1,261/61/0/704)	
2.	Terrell Willis	1994
	1,697 (1,080/71/0/546)	
3.	Terrell Willis	1995
	1,617 (773/31/0/813)	
4.	Bruce Presley	1992
	1,532 (817/263/0/452)	
5.	Dave Dorn	1978
	1,450 (358/535/192/365)	
6.	Brian Leonard	2003
	1,368 (880/488/0/0)	
7.	"JJ" Jennings	1973
	1,364 (1,353/11/0/0)	
8.	Brian Leonard	2005
	1,308 (740/568/0/0)	
9.	"JJ" Jennings	1972
	1,297 (1,262/35/0/0)	
10.	Tres Moses	2004
	1,261 (3/1,056/37/165)	

ALL-PURPOSE YARDAGE LEADERS

YR	NAME	TOTAL YDS (RUSH/REC/PR/KOR/IR)
1952	Steve Johnson,	767 (498/65/0/204)
1953	Angie Iannucci,	550 (292/140/18/100)
1954	Bob Kelley,	369 (177/58/64/70)
1955	LeRoy Lusardi,	732 (319/40/186/187)
1956	Bill Austin,	661 (380/29/113/139)
1957	Bill Austin,	1,206 (946/64/77/119)
1958	Bill Austin,	984 (747/22/73/142)
1959	Dick Peneck,	499 (142/202/21/134)
1960	Steve Simms,	719 (613/106/0/0)
1961	Steve Simms,	627 (614/0/0/13)
1962	Bill Thompson,	574 (405/7/3/159)
1963	Don Viggiano,	420 (404/16/0/0)
1964	Charlie Mudie,	572 (246/187/2/137)
1965	Charlie Mudie,	619 (196/243/180/0)
1966	Bryant Mitchell,	651 (540/111/0/0)
1967	Jim Baker,	608 (0/242/0/366)
	Bryant Mitchell,	608 (542/66/0/0)
1968	Bryant Mitchell,	1,257 (1,204/53/0/0)
1969	Bruce Van Ness,	748 (375/244/32/97)
1970	Steve Ferrughelli,	585 (368/137/0/80)
1971	Bruce Miller,	980 (193/263/0/524)
1972	"JJ" Jennings,	1,297 (1,262/35/0/0)
1973	"JJ" Jennings,	1,364 (1,353/11/0/0)
1974	Curt Edwards,	915 (889/26/0/0)
1975	Curt Edwards,	1,257 (1,157/60/0/0)
1976	Mark Lassiter,	898 (750/148/0/0)
1977	Mike Fisher,	920 (409/187/37/287)
1978	Dave Dorn,	1,450 (358/535/192/365)
1979	Dave Dorn,	1,107 (356/468/39/244)
1980	Ted Blackwell,	1,157 (748/276/107/26)
1981	Al Ray,	907 (679/228/0/0)
1982	Albert Smith,	684 (466/114/0/104)
1983	Andrew Baker,	948 (91/857/0/0)
1984	Albert Smith,	922 (869/53/0/0)
1985	Albert Smith,	867 (362/244/0/261)
1986	Brian Cobb,	966 (-7/368/144/461)
1987	Brian Cobb,	878 (41/267/25/545)
1988	Eric Young,	1,032 (75/592/21/344)
1989	Jim Cann,	1,044 (429/507/0/108)
1990	Bill Bailey,	627 (499/39/0/89)
1991	Gary Meltan,	869 (1,433/0/435)
1992	Bruce Presley,	1,532 (817/263/0/452)
1993	Terrell Willis,	2,026 (1,261/61/0/704)
1994	Terrell Willis,	1,697 (1,080/71/0/546)
1995	Terrell Willis,	1,617 (773/31/0/813)
1996	Steven Harper,	890 (5/321/0/564)
1997	Jacki Crooks,	932 (758/135/0/39)
1998	Jacki Crooks,	946 (821/125/0/0)
1999	Dennis Thomas,	1,098 (180/192/0/726)
2000	Dennis Thomas,	1,257 (587/223/447)
2001	Nate Jones,	747 (0/0/0/677/70)
2002	Nate Jones,	764 (0/0/0/736/30)
2003	Brian Leonard,	1,368 (880/458/0/0/0)
2004	Tres Moses,	1,261 (3/1,056/37/165)
2005	Brian Leonard,	1,308 (740/568/0/0)

QUARTERBACK RATING

NAME	ATT	COMP	%	YDS	YDS/ATT	TDS	TD/ATT	INT	INT/ATT	RATING	
1.	Richard Policastro (1968)	122	68	56%	994	8.15	15	0.13	3	0.02	159.8
2.	Ryan Hart (2005)	255	155	61%	2,135	8.37	18	0.07	8	0.03	148.1
3.	Bert Kosup (1977)	157	82	52%	1,445	9.2	10	0.06	6	0.04	142.9
4.	Bryan Fortay (1993)	107	59	55%	766	7.16	9	0.08	2	0.02	139.3
5.	Frank Burns (1946)	72	35	49%	513	7.13	9	0.13	5	0.07	135.8
6.	Ray Lucas (1992)	105	61	58%	836	7.96	5	0.04	3	0.03	135.0
7.	Frank Burns (1947)	101	45	45%	911	9.02	11	0.11	11	0.11	134.5
8.	Ed McMichael (1980)	229	146	64%	1,761	7.69	10	0.04	11	0.05	133.2
9.	Eric Hochberg (1983)	100	61	61%	814	8.14	4	0.04	5	0.05	132.6
10.	Joe Gagliardi (1986)	139	90	65%	924	6.7	7	0.05	4	0.03	131.5
11.	Ray Lucas (1994)	268	156	58%	1,869	6.97	16	0.06	10	0.04	129.0
12.	Ryan Hart (2004)	453	295	65%	3,154	6.96	17	0.04	19	0.04	127.6
13.	Richard Policastro (1969)	258	149	58%	1,690	6.55	14	0.05	6	0.02	126.0
14.	Ed McMichael (1979)	211	124	59%	1,529	7.25	7	0.03	7	0.03	124.0
15.	Bruce Webster (1958)	74	40	54.1	513	6.93	5	0.07	4	0.05	123.8

SINGLE SEASON RECORDS

DEFENSIVE LEADERS

SEASON LEADERS

Year	Name	Total Tackles
1974	Tom Holmes	124
1975	Tom Holmes	96
1976	Jim Hughes	113
1977	Bob Davis	121
1978	Tim Blanchard	122
1979	Dino Mangiero	113
1980	Mike Knight	98
1981	Keith Woetzel	101
1982	Jim Dumont	133
1983	Jim Dumont	154
1984	Roy Oake	124
1985	Tyronne Stowe	157
1986	Tyronne Stowe	150
1987	Bob Speidel	128
1988	Pat Udovich	104
1989	Pat Udovich	140
1990	Elnardo Webster	99
1991	Elnardo Webster	81
1992	Doug Adkins	70
1993	Jamil Jackson	65
1994	Mark Washington	97
1995	Brian Sheridan	132
1996	Aaron Brady	92
1997	Brian Sheridan	161
1998	Aaron Brady	136
1999	Jabari Moore	130
2000	Wes Robertson	83
2001	Shawn Seabrooks	99
2002	Gary Brackett	130
2003	Jarvis Johnson	97
2004	Jarvis Johnson	75
2005	Courtney Greene	116

TOTAL TACKLES

1.	Brian Sheridan, 161	1997
2.	Tyronne Stowe, 157	1985
3.	Jim Dumont, 154	1983
4.	Tyronne Stowe, 150	1986
5.	Pat Udovich, 140	1989
6.	Aaron Brady, 136	1998
7.	Jim Dumont, 133	1982
8.	Brian Sheridan, 132	1995
9.	Jabari Moore, 130	1999
	Gary Brackett, 130	2002

UNASSISTED TACKLES

1.	Brian Sheridan, 109	1997
2.	Tyronne Stowe, 106	1985
3.	Jim Dumont, 104	1983
4.	Aaron Brady, 102	1998
5.	Jabari Moore, 95	1999
6.	Jim Dumont, 94	1982
7.	Dino Mangiero, 91	1979
8.	Tom Holmes, 90	1974
9.	Bob Davis, 87	1977
10.	Elvin Washington, 82	1977
	Gary Brackett, 82	2002

ASSISTED TACKLES

1.	Tyronne Stowe, 81	1986
2.	Pat Udovich, 69	1989
3.	Darrin Czellecz, 61	1988
4.	Bob Speidel, 60	1987
5.	Brian Sheridan, 56	1995
	Mark Washington, 56	1994
7.	Matt Bachman, 55	1986
8.	Keith Woetzel, 54	1982
9.	Roy Oake, 52	1985
	Brian Sheridan, 52	1997

QUARTERBACK SACKS

1.	Nate Toran, 19 (115)	1974
2.	Nate Toran, 17 (115)	1976
3.	Nate Toran, 16 (103)	1975
4.	Dino Mangiero, 14 (94)	1979
5.	Dan Gray, 12 (89)	1975
	Shawn Williams, 12 (77)	1991
7.	Dan Gray, 10 (75)	1976
	Ed Steward, 10 (75)	1978
	Ryan Neill, 10 (69)	2005
	Val Barnaby, 10 (58)	2005

FUMBLE RECOVERIES

1.	Terry Bynes, 4	2004
	Tim Blanchard, 4	1977
	Len Davis, 4	1977
	Bob Dumont, 4	1983
	Jeff Newman, 4	1988
	Nate Toran, 4	1974
	Nate Toran, 4	1975
	Elvin Washington, 4	1977
9.	Dwight Lipscomb, 3	1974
	Dwight Lipscomb, 3	1975
	Rich Wagner, 3	1976
	Shawn Williams, 3	1992
	Wayne Hampton, 3	1999
	Gary Brackett, 3	2002
	David Harley, 3	2003
	Ramel Meekins, 3	2005

RETURN LEADERS

PUNT RETURNS

1.	John Pollock, 35	1968
2.	Tony Pawlik, 34	1974
	Marshall Roberts, 34	1991
4.	Reggie Funderburk, 30	1995
	Henry Jenkins, 30	1976
6.	Paul Fego, 27	1978
7.	Sam Chapman, 25	1970
8.	Reggie Funderburk, 24	1994
	Henry Pryor, 24	1948
10.	Harold Young, 22	1984
	Tres Moses, 22	2003

YARDS

1.	Marshall Roberts, 454	1991
2.	Henry Jenkins, 449	1976
3.	Henry Pryor, 444	1948
	Henry Stevens, 444	1944
5.	Tony Pawlik, 388	1974
6.	John Pollock, 375	1968
7.	Henry Jenkins, 277	1975
8.	Harold Young, 270	1984
9.	John Pollock, 264	1967
10.	Tres Moses, 250	2003

KICKOFF RETURNS

1.	Nate Jones, 37	2001
2.	Terrell Willis, 35	1995
3.	Dennis Thomas, 34	1999
4.	Steve Harper, 30	1996
	Terrell Willis, 30	1993
	Willie Foster, 30	2005
7.	Jemaine Robinson, 27	1997
8.	Terrell Willis, 26	1994
	Nate Jones, 26	2002
10.	Brian Cobb, 24	1987

YARDS

1.	Terrell Willis, 813	1995
2.	Nate Jones, 736	2002
	Willie Foster, 736	2005
4.	Dennis Thomas, 726	1999
5.	Terrell Willis, 704	1993
6.	Nate Jones, 677	2001
7.	Steve Harper, 564	1996
8.	Terrell Willis, 546	1994
9.	Brian Cobb, 545	1987
10.	Bruce Miller, 524	1971

PUNTS

1.	Mike Barr, 92	2002
2.	Mike Barr, 84	2001
3.	Deron Cherry, 76	1978
4.	Jared Slovan, 73	1996
	Gary Liska, 73	1978
6.	Charlie Titus, 69	1999
	Jared Slovan, 69	1997
8.	David Dunne, 67	1990
9.	Matt O'Connell, 66	1985
10.	Matt O'Connell, 64	1987

YARDS

1.	Mike Barr, 3,707	2002
2.	Mike Barr, 3,526	2001
3.	Deron Cherry, 2,918	1978
	Jared Slovan, 2,918	1996
5.	Jared Slovan, 2,886	1997
6.	Charlie Titus, 2,801	1999
7.	Gary Liska, 2,777	1981
8.	Matt O'Connell, 2,572	1985
9.	David Dunne, 2,554	1990
10.	Matt O'Connell, 2,523	1987

AVERAGE (MINIMUM OF 15 PUNTS)

1.	Mike Barr, 42.0	2001
2.	Alan Andrews, 41.9	1982
3.	Jared Slovan, 41.8	1997
4.	Charlie Titus, 41.6	1998
5.	Matt O'Connell, 41.4	1986
6.	Deron Cherry, 41.3	1979
7.	Matt O'Connell, 40.9	1988
8.	Charlie Titus, 40.6	1999
9.	Mike Barr, 40.3	2002
10.	Jared Slovan, 40.0	1996

INTECEPTION LEADERS

NUMBERS

1.	John Pollock, 9	1968
2.	John Miller, 8	1968
	Tony Pawlik, 8	1973
4.	Ed Jones, 7	1974
	Bill Vigh, 7	1947
6.	Bill Austin, 6	1958
	Sam Chapman, 6	1970
	Bill Houston, 6	1982
	Bill Houston, 6	1983
	Bob Hynoski, 6	1978

YARDS

1.	Bill Austin, 181	1957
2.	John Pollock, 180	1968
3.	Sam Mudie, 167	1961
4.	Henry Jenkins, 147	1975
5.	Bill Houston, 144	1982
	Bill Houston, 144	1983
7.	Tony Pawlik, 137	1973
8.	Jim Hughes, 133	1976
9.	Bill Austin, 128	1958
10.	Bob Davis, 105	1976

ALL-TIME SEASON STATS

Year	RUTGERS					OPPONENTS				
	Rush Yds.	Pass Yds.	Total Yds.	1st Downs	Pts.	Rush Yds.	Pass Yds.	Total Yds.	1st Downs	Pts.
2005	1947	2818	4765	238	344	1596	2872	4468	258	307
2004	918	3416	4334	230	269	1960	2756	4716	235	343
2003	1666	2757	4423	237	329	1957	2597	4554	218	354
2002	620	1948	2568	168	167	2484	2376	4860	238	397
2001	1150	1508	2658	145	119	2535	2085	4620	218	397
2000	1161	2518	3679	188	233	2444	2213	4657	249	399
1999	895	2287	3182	169	155	2404	2367	4771	245	427
1998	1378	2242	3620	198	206	2706	2001	4707	242	376
1997	1168	2143	3302	169	191	2843	2429	5272	257	496
1996	962	1584	2546	152	143	2363	2584	4947	250	380
1995	2113	2588	4701	255	304	1777	2888	4665	225	412
1994	1978	2198	4176	215	241	1808	2253	4061	219	261
1993	2588	1801	4389	235	351	2086	2273	4359	221	334
1992	2035	2444	4479	226	344	1831	2417	4248	206	245
1991	1244	2180	3424	189	217	1674	1853	3527	178	217
1990	1324	1804	3128	167	173	2181	1881	4062	221	302
1989	1173	2709	3882	203	245	2706	1874	4580	232	319
1988	1527	2254	3781	209	273	2569	2026	4595	243	255
1987	1665	1476	3141	175	168	2710	1849	4559	258	213
1986	1745	2084	3829	222	221	1510	2052	3562	197	189
1985	1143	2025	3168	190	149	2147	1860	4007	225	266
1984	1737	1909	3646	188	213	1453	1832	3285	186	155
1983	1605	2008	3613	195	195	2008	1943	3951	217	258
1982	1710	1555	3265	179	180	1571	2337	3908	202	278
1981	1626	1215	2831	162	139	2337	1397	3734	206	208
1980	1840	1945	3785	208	279	1422	1585	3007	168	156
1979	1939	1548	3487	198	243	1700	1176	2876	171	174
1978	2644	1487	4131	210	284	1662	1635	3297	180	165
1977	2630	1652	4282	210	291	1801	1337	3138	186	181
1976	2443	1327	3770	206	287	923	1048	1971	117	287
1975	2895	1225	4120	220	347	1293	940	2233	141	91
1974	2525	1209	3734	180	244	1434	1209	2643	157	146
1973	2613	1024	3637	183	245	2179	1415	3594	206	228
1972	2009	1542	3551	206	290	2095	1258	3353	176	172
1971	1475	1390	2860	159	193	2617	1557	4174	212	243
1970	1312	1325	2637	154	193	2432	1138	3570	193	218
1969	1336	1983	3319	207	212	1504	1156	2660	156	150
1968	1960	1698	3658	182	276	2114	1390	3504	204	182
1967	1605	890	2495	132	155	1767	1517	3284	181	170
1966	1311	1372	2683	140	184	1572	1133	2705	141	177
1965	1305	1006	2311	132	84	1393	964	2347	134	152
1964	1629	1127	2756	165	149	757	1256	2013	91	115
1963	1698	672	2370	134	145	1364	841	2205	113	197
1962	1746	927	2673	154	164	1663	776	2439	141	169
1961	1968	644	2612	148	246	1230	884	2114	116	102
1960	1916	795	2711	144	225	1321	766	2087	116	69
1959	1184	946	2130	115	132	1479	981	2460	124	121
1958	1721	967	2688	143	301	1465	813	2278	127	77
1957	1703	918	2621	141	181	1547	975	2522	138	133
1956	1168	898	2066	70	117	2357	902	3259	119	240
1955	1089	488	1577	82	95	1706	533	2239	111	163
1954	1481	788	2269	124	140	1225	1020	2245	92	145
1953	1137	791	1928	95	126	1447	1023	2407	114	216
1952	1440	1173	2613	126	178	1699	1013	2712	123	184
1951	1584	573	2157	88	184	1456	897	2353	92	114
1950	1295	1153	2448	112	186	1115	773	1888	87	154
1949	2124	658	2782	110	266	1215	897	2112	95	138
1948	1908	825	2733	135	224	1266	745	2011	100	130
1947	1946	1015	2961	124	262	1069	679	1745	77	99
1946	1673	704	2377	94	252	620	702	1322	84	48

INDIVIDUAL GAME LEADERS

INDIVIDUAL GAME LEADERS

RUSHING

ATTEMPTS

40 - "JJ" Jennings vs. Colgate, Nov. 25, 1972

YARDS

232 - Terrell Willis vs. Temple, Nov. 5, 1994

TOUCHDOWNS

5 - Howard Talman vs. RPI, Oct. 9, 1915
5 - "JJ" Jennings vs. Princeton, Sept. 29, 1973

PASSING

ATTEMPTS

57 - Ryan Hart vs. Pittsburgh, Oct. 23, 2004

COMPLETIONS

35 - Scott Erney vs. Vanderbilt, Sept. 17, 1988
35 - Ryan Hart vs. WVU, Oct. 30, 2004

YARDS

436 - Scott Erney vs. Vanderbilt, Sept. 17, 1988

TOUCHDOWNS

5 - Rich Policaastro vs. Colgate, Nov. 22, 1969

RECEIVING

CATCHES

13 - Marco Battaglia vs. Penn St., Sept. 23, 1995
13 - Jack Emmer vs. Holy Cross, Nov. 12, 1966
13 - Eric Young vs. Vanderbilt, Sept. 17, 1988

YARDS

237 - Jack Emmer vs. Holy Cross, Nov. 12, 1966

TOUCHDOWNS

4 - Chris Brantley vs. Virginia Tech, Oct. 31, 1992

TOTAL OFFENSE

YARDS

436 - Scott Erney vs. Vanderbilt, Sept. 17, 1988

PLAYS

62 - Scott Erney vs. Penn State, Oct. 10, 1987

SCORING

POINTS

48 - Howard Talman vs. RPI, Oct. 9, 1915
(6 touchdowns, 12 extra points)

FIELD GOALS

ATTEMPTS

7 - Jeremy Ito vs. Michigan State, Sept. 4, 2004
7 - Jeremy Ito at Illinois, Sept. 3, 2005

CONVERTED

5 - Tom Angstadt vs. Cincinnati, Sept. 29, 1984

EXTRA POINTS

ATTEMPTS

14 - Howard Talman vs. RPI, Oct. 9, 1915

CONVERTED

12 - Howard Talman vs. RPI, Oct. 9, 1915

INTERCEPTIONS

3 - Sam Mudie vs. Colgate, Nov. 18, 1961
John Pollock vs. Colgate, Nov. 23, 1968
Larry Clymer vs. Colgate, Nov. 21, 1970
Tony Pawlik vs. Lafayette, Oct. 13, 1973
Malik Jackson vs. Virginia Tech, Oct. 31, 1992

TACKLES

27 - Tyronne Stowe vs. West Virginia, Nov. 8, 1986

QUARTERBACK SACKS

4 - Mike Pellowski vs. Lafayette, 9-20-69

TOTAL ALL-PURPOSE YARDAGE

326 - Terrell Willis vs. Temple, 11-5-94

TEAM OFFENSE

POINTS

Game - 96 vs. RPI, 10-9-15
Season - 351 in 1915, 1993

TOUCHDOWNS - RUSHING

Game - 12 vs. RPI, 10-9-15
Season - 32 in 1961

RUSHING ATTEMPTS

Game - 83 vs. NYU, 10-13-52
Season - 661 in 1976

RUSHING YARDS

Game - 591 vs. Stevens, 11-21-14
Season - 2,895 in 1975

TOUCHDOWNS - PASSING

Game - 6 vs. Colgate, 11-22-69
Season - 20 in 1968; 20 in 1992; 20 in 2005

EXTRA POINTS

Game - 12 vs. RPI, 10-9-15
Season - 41 in 1992

PLAYS FROM SCRIMMAGE

Game - 95 vs. Duke, 9-14-91; 95 v. Tulane, 11-11-95
Season - 905 in 2003

FIRST DOWNS

Game - 36 vs. Temple, 10-2-93
Season - 255 in 1995

PASS ATTEMPTS

Game - 57 vs. Boston College, 9-17-83
57 vs. Pittsburgh, 10-23-04
Season - 473 in 2004

PASS COMPLETIONS

Game - 35 vs. Vanderbilt, 9-17-88
35 vs. WVU, 10-30-04
Season - 303 in 2004

PASSING YARDS

Game - 436 vs. Vanderbilt, 9-17-88
Season - 3,416 in 2004

TOTAL OFFENSE

Game - 781 vs. Colgate, 11-23-74
Season - 4,765 in 2005

INTERCEPTIONS

Game - 7 vs. Temple, 10-30-54
Season - 27 in 1973 and 1978

TEAM DEFENSE

RUSHING ATTEMPTS

Game - 19 at Temple, 10-25-03
Season - 407 in 1976

RUSHING YARDS

Game - (-38), vs. Louisville, 11-1-86
Season - 406 in 1976

PASSING ATTEMPTS

Game - 1 vs. Army, 10-28-89
Season - 209 in 1979

PASS COMPLETIONS

Game - 1 vs. Army, 10-22-88; vs. Army, 10-28-89;
vs. Army, 10-5-91; Army, 10-8-94
Season - 88 in 1975

PASSING YARDS

Game - 2, vs. Army, 10-8-94
Season - 940 in 1975

TOTAL OFFENSE - YARDS (PLAYS)

Game - 104 (43) vs. Connecticut, 10-9-75
Season - 1,971 (629) in 1976

LONGEST PLAYS

LONGEST RUSHING PLAYS

- 90 - Chad Bosch vs. Temple, 10-26-96
- 89 - Jim Monahan vs. Temple, 10-6-51
- 87 - Bill Austin vs. Connecticut, 10-5-57
- 84 - Bryant Mitchell vs. Delaware, 11-2-68
- 83 - Bill Tully vs. Princeton, 9-24-60
83 - Brian Leonard at Illinois, 9-3-05

LONGEST PASSING PLAYS

- 95 - Bert Kosup to George Carter vs. Temple, 11-5-77
- 91 - Ryan Cubit to Aaron Martin vs. Navy, 10-20-01
- 90 - Bert Kosup to Mark Twitty vs. Colgate, 11-23-74
90 - Scott Erney to Randy Jackson vs. N'western, 9-23-89
- 87 - Bill Speranza to Lee Curley vs. Princeton, 9-30-61
87 - Terrence Shawell to Tres Moses vs. UConn, 11-25-04
- 84 - Bryan Fortay to Bruce Presley vs. Cincinnati, 12-7-92
- 83 - Scott Erney to Randy Jackson vs. N'western, 9-23-89
83 - Mike McMahon to Errol Johnson vs. Navy 10-21-00
- 81 - Ray Vohden to James Monahan vs. Brown, 11-4-50
81 - Bill Powell to Walter King vs. BC, 9-20-97
- 80 - Mike Jones to Walter King vs. West Virginia, 10-16-99
80 - Bill Gatyas to Jay Hunton vs. Connecticut, 10-6-56
80 - Ryan Cubit to Aaron Martin vs. Navy, 10-20-01

LONGEST FIELD GOALS

- 55 - John Benestad vs. West Virginia, 11-10-90
- 52 - Jeremy Ito vs. Arizona State, 12-27-05
- 51 - Alex Falcinelli vs. W & M, 10-2-82
51 - Alex Falcinelli vs. Pittsburgh, 11-20-82
51 - Tom Angstadt vs. Pittsburgh, 10-19-85
51 - Carmen Sciafani vs. Syracuse, 10-8-88
51 - John Benestad vs. Miami, 11-13-93
51 - Steve Barone vs. Navy, 11-7-98
51 - Jeremy Ito at Syracuse, 10-15-05
- 50 - Carmen Sciafani vs. Vanderbilt, 10-31-87
50 - Tom Angstadt vs. WVU, 11-10-84
50 - Chris Stewart vs. Princeton, 9-28-68
50 - Alex Falcinelli vs. Boston College, 10-16-82
50 - Doug Giesler vs. Syracuse, 10-21-90

LONGEST PUNTS

- 77 - Jared Slovan vs. Wake Forest, 11-8-97
- 75 - David Dunne vs. Boston College, 10-6-90
- 72 - Matt O'Connell vs. WVU, 11-9-85
- 68 - Gary Liska vs. Penn State, 9-8-84

LONGEST PUNT RETURNS

- 94 - Tony Pawlik vs. Princeton (TD), 9-28-74
- 85 - Marshall Roberts vs. Colgate(TD), 9-12-92
- 84 - Ken Smith vs. Princeton, 9-29-79
- 71 - Willie Foster vs. Pittsburgh (TD), 9-30-05
- 67 - Robert Max vs. Delaware, 11-2-57
- 66 - Tres Moses vs. Buffalo, 8-30-03
- 63 - Marshall Roberts vs. West Virginia(TD), 11-11-89
- 44 - Dan McHarris vs. Boston College(TD), 10-27-84
- 42 - Marshall Roberts vs. Boston College, 8-31-91

LONGEST KICKOFF RETURNS

- 100 - Nate Jones vs. Tennessee (TD), 9-28-02
100 - Nate Jones vs. Syracuse (TD), 10-26-02
- 98 - Hall Conors vs. Maryland (TD), 10-10-42
- 97 - Tom Sweeney vs. Morgan State (TD), 11-18-72
97 - Ken Smith vs. Army (TD), 11-1-80
- 96 - Gary Melton vs. Northwestern (TD), 9-21-91
- 95 - Jim Baker vs. Holy Cross (TD), 11-13-65
- 94 - Reggie Stephens vs. Miami (TD), 11-15-97
- 93 - Willie Foster vs. Villanova (TD), 9-10-05

LONGEST INTERCEPTION RETURN

- 99 - Mike Wittpen vs. Stevens (TD), 11-20-15
- 94 - Bill Houston vs. Colgate (TD), 10-23-82
- 85 - Bill Austin vs. Richmond (TD), 10-26-57
- 73 - Shawn Seabroks vs. Buffalo (TD) 8-30-01
- 70 - Nate Jones vs. Boston College (TD) 11-17-01
- 64 - Dave Figueroa vs. Bucknell, 9-20-75
- 61 - Brandon Haw vs. Michigan St. (TD) 9-6-03
- 54 - Sam Picketts vs. Harvard, 10-30-70
- 51 - Eddie Grimes vs. Syracuse, 11-29-03

LONGEST FUMBLE RECOVERY RETURN

- 100 - Paul Rivers vs. Pittsburgh, 10-28-95*
* NCAA Record

HEAD COACHES/STADIUM RECORDS

Head Coach: William A. Reynolds
Year: 1891
Record: 8-6-0



Head Coach:
Oliver D. Mann
Year: 1903
Record: 4-4-1

Head Coach: H.W. Ambruster
Year: 1895
Record: 3-4-0

Head Coach:
A.E. Hitchner
Year: 1904
Record: 1-6-2

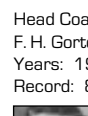


Head Coach: John C. B. Pendleton
Years: 1896-1897
Record: 8-12-0



Head Coach:
Oliver D. Mann
Year: 1905
Record: 3-6-0

Head Coach: William V.B. Van Dyck, Jr.
Years: 1898-1899
Record: 3-15-1



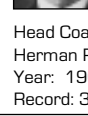
Head Coach:
F. H. Gorton
Years: 1906-1907
Record: 8-7-3

Head Coach: Michael F. Daly
Year: 1900
Record: 4-4-0



Head Coach:
Joseph Smith
Year: 1908
Record: 3-5-1

Head Coach: Arthur P. Robinson
Years: 1901
Record: 0-7-0



Head Coach:
Herman Pritchard
Year: 1909
Record: 3-5-1

Head Coach: Harry W. Van Hovenberg
Year: 1902
Record: 3-7-0

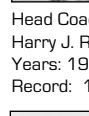


Head Coach:
Howard Gargan
Years: 1910-1912
Record: 12-10-4

Head Coach:
George Foster Sanford
Year: 1913-1923
Record: 56-32-5



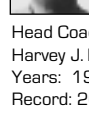
Head Coach:
John H. Wallace
Years: 1924-1926
Record: 12-14-1



Head Coach:
Harry J. Rockafeller
Years: 1927-1930
Record: 19-16-0



Head Coach:
J. Wilder Tasker
Years: 1931-1937
Record: 31-27-5



Head Coach:
Harvey J. Harman
Years: 1938-1941
Record: 26-7-1



Head Coach: Harry J.
Rockafeller
Years: 1942-1945
Record: 11-10-1

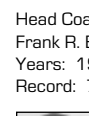


Head Coach:
Harvey J. Harman
Years: 1946-1955
Record: 48-37-1

Head Coach:
John R. Steigman
Years: 1956-1959
Record: 22-15-0



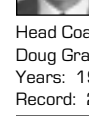
Head Coach:
John F. Bateman
Years: 1960-1972
Record: 73-51-0



Head Coach:
Frank R. Burns
Years: 1973-1983
Record: 78-43-1



Head Coach:
Dick Anderson
Years: 1984-1989
Record: 27-34-4




Head Coach:
Doug Graber
Years: 1990-1995
Record: 29-36-1



Head Coach:
Terry Shea
Years: 1996-2000
Record: 11-44



Head Coach:
Greg Schiano
Years: 2001-Present
Record: 19-39



STADIUM RECORDS

SINGLE GAME RECORDS

Rushing Attempts	Team.....80 vs. NYU (10/13/52)
Individual.....40 - "JJ" Jennings vs. Colgate (11/25/72)	
Rushing Yards	Team.....447 vs. Colgate (11/23/74)
Individual.....232 Terrell Willis vs. Temple (11/5/94)	
Passing Attempts - Individual.....52 - Rich Policastro vs. Lehigh (10/11/69)	
Completions - Individual.....29 - Rich Policastro vs. Lehigh (10/11/69)	
Passing Yards - Individual.....338 - Bryan Fortay vs. Va. Tech (10/31/92)	
Passing TDs - Individual.....5 - Rich Policastro vs. Colgate (11/22/69)	
TD Receptions - Individual.....4 - Chris Brantley vs. Va. Tech (10/31/92)	
Receiving Yards - Individual.....192 - Mark Twitty vs. Colgate (11/23/74)	
Most Interceptions - Individual.....3 - John Pollack vs. Colgate (11/23/68)	
.....3 - Larry Clymer vs. Colgate (11/21/70)	
.....3 - Tom Pawlik vs. Lafayette (10/13/73)	
.....3 - Malik Jackson vs. Va. Tech (10/31/92)	
Most Field Goals - Individual.....5 - Tom Angstadt vs. Cincinnati (9/29/84)	
Run - Individual.....90 - Chad Bosch vs. Temple (10/26/96)	
Pass - Individual.....91 - Aaron Martin vs. Navy (10/20/01)	
FG - Individual.....48 - Nick Mike-Mayer vs. Villanova (8/31/96)	
Punt Return (TD) - Individual.....85 - Marshall Roberts vs. Colgate (9/12/92)	
Kick Return (TD) - Individual.....97 - Tom Sweeney vs. Morgan St. (11/18/72)	
INT Return - Individual.....94 - Bill Houston vs. Colgate (10/23/82)	

RUTGERS TEAM RECORDS

Points in a Season - High.....244 (7 games) - 1975	
Points in a Season - Low.....37 (4 games) - 1965	
Points Against - High.....227 (5 games) - 1997	
Points Against - Low.....13 (6 games) - 1941	
Total Yards - Game.....781 vs. Colgate (11/23/74)	
Points - Game.....79 vs. Kings Point (1949)	
Points - Opponent.....64 - vs. Miami (9/30/00)	
Consecutive Wins.....20 (1974-78)	

OPPONENT INDIVIDUAL RECORDS

Rushing Yards.....245 - Ed Marinaro, Cornell (10/2/71)	
Passing Yards.....470 - Pete Gonzalez, Pittsburgh (10/25/97)*	
Receiving Yards.....207 - Larry Fitzgerald, Pittsburgh (10/18/03)	
Rushing Attempts.....48 - Tendaro Sharps, Temple (11/16/02)	
Passing Attempts.....58 - Tyler Palko, Pittsburgh (9/30/05)	
Passes Completed.....36 - Alex Van Pelt, Pittsburgh (9/17/92)	
Passes Caught.....12 - Kyle Sanborn, Colgate (11/19/88)	
Long Pass Play.....91 - Alex Van Pelt to Dietrich Jellis, Pittsburgh (9/17/92)	
Long Rushing Play.....81 - Al Clark, Virginia Tech (8/30/97)	
Long Field Goal.....51 - Kenny Stucker, Ball State (9/9/89)	

THE FIVE LARGEST CROWDS

1. 42,612.....Rutgers 19, Michigan State 14 - 9/4/04	
2. 41,716.....Rutgers 31, Navy 21 - 10/29/05	
3. 41,511.....Texas 38, Rutgers 21 - 9/11/99	
4. 41,232.....West Virginia 35, Rutgers 30 - 10/30/04	
5. 40,011.....Notre Dame 45, Rutgers 17 - 11/18/00	

HOME SITES AND RECORDS

College Field

Site of the first game in 1869, is now the parking lot behind the College Avenue Gym

YEARS	HOME RECORD
1869-1890	24-18-5

Neilson Field

Located across the street from the College Avenue Gymnasium, the current site of Records Hall

YEARS	HOME RECORD
1892-1938	127-57-13

"Old" Rutgers Stadium

Dedicated on November 5, 1938 at the Rutgers-Princeton game, the Stadium had its first game two weeks earlier as Rutgers hosted Hampden-Sydney. The season finale against Lafayette was the third game in the Stadium. Rutgers won all three contests and did not lose at the site until the sixth game in 1940, a 7-6 loss to Lafayette. Rutgers won the first 13 Stadium games, including seven straight in 1939.

1938-1992	168-53-4
-----------	----------

"New" Rutgers Stadium

Built on the site of the "Old" Rutgers Stadium on the Busch Campus in Piscataway.

YEARS	HOME RECORD
1994	4-1
1995	2-3
1996	2-3
1997	0-5
1998	3-3
1999	1-5
2000	2-4
2001	1-6
2002	1-5
2003	3-3
2004	3-3
2005	4-2
	26-43

"NEW" STADIUM FIRSTS

Date	September 3, 1994
Final Score	Rutgers 28, Kent State 6
Attendance	33,279
Coin Toss	Won by Rutgers, elected to defend North goal
Kickoff	Robbie Butts (Kent)
Kickoff Return	Vance Benton (Kent)
First Down	Astron Whatley (Kent) - two yards
Pass Play	Ray Lucas (RU) - incomplete
Pass Caught	Astron Whatley (Kent) from Mike Challenger
Pass Intercepted	Berkeley Claggett (Kent)
Run	Bruce Presley (RU) - two yards
Tackle	Jon Durkos (Kent) tackled Bruce Presley
Sack	Bob Sneathen (RU) sacked Mike Challenger (Kent State) for a loss of nine yards
Touchdown	Ray Lucas (RU) - eight yard run
Touchdown Reception	Steven Harper (RU) from Ray Lucas - 60 yards
Defensive Score	Curtis Tribbitt (RU) - 28 yard interception
Extra Point	Eddie Duborg (RU)
Blocked Extra Point	Alcides Catanho (RU) blocked Robbie Butts (Kent)
Punt	Jared Sloan (RU) - 35 yards
Punt Return	Reggie Funderburk (RU) - six yds
Punt Blocked	Roger Jones (Kent)
Fumble	Tony Peters (Kent) recovers
Penalty	Rutgers offsidess

THE LAST TIME...

RUTGERS

RUSHING

30 attempts
200 yards
4 TDs
3 TDs
Two 100-yard performances
(*same game*)
Back-to-back 100 yard games
(*same season*)

37 - Brian Leonard vs. Syracuse, 11/29/03
217 - Ray Rice vs. Connecticut, 10/22/05
Justise Hairston vs. Navy, 9/27/03
Brian Leonard vs. Vanderbilt, 10/9/04
119 - Terrell Willis vs. Cincinnati, 10/15/94
115 - Bruce Presley vs. Cincinnati, 10/15/94
Ray Rice, 2005
108 vs. Arizona State, 12/27/05
195 vs. Cincinnati, 11/26/05

PASSING

30-39 attempts
40-49 attempts
50 attempts
20-29 completions
30-39 completions
300 yards
400 yards
3 TDs
4 TDs
5 TDs
4 interceptions
5 interceptions

38 - Ryan Hart vs. Arizona State, 12/27/05
44 - Ryan Hart vs. Illinois, 9/3/05
57 - Ryan Hart vs. Pittsburgh, 10/23/04
24 - Ryan Hart vs. Arizona State, 12/27/05
35 - Ryan Hart vs. West Virginia, 11/30/04
302 - Ryan Hart vs. Boston College, 11/6/04
436 - Scott Erney vs. Vanderbilt, 9/17/88
Ryan Hart vs. Arizona State, 12/27/05
Ray Lucas vs. Virginia Tech, 11/12/94
Mike McMahon vs. Villanova, 9/2/00
Ryan Hart vs. Pittsburgh, 10/23/04
Mike McMahon vs. Virginia Tech, 11/21/98

RECEIVING

10 receptions
100 yards

12 - Tres Moses vs. Pittsburgh, 10/23/04
117 - Tres Moses vs. South Florida, 11/5/05

TOTAL OFFENSE

400 yards
300 yards

476 - Scott Erney vs. Vanderbilt, 9/17/88
374 - Ryan Hart vs. Arizona State, 12/27/05

FIELD GOALS

50 yards
5 FG made
6 FG attempted

52 - Jeremy Ito vs. Arizona State, 12/27/05
Tom Angstadt vs. Cincinnati, 9/29/84
7 - Jeremy Ito vs. Illinois, 9/3/05

TOUCHDOWN RETURNS (YARDAGE)

Kickoff
Punt
Interception
Fumble
Blocked Field Goal
Blocked Punt

93 - Willie Foster vs. Villanova, 9/10/05
71 - Willie Foster vs. Pittsburgh, 9/30/05
47 - Jarvis Johnson vs. Virginia Tech, 10/4/03
26 - Corey Barnes vs. Syracuse, 10/15/05
88 - Brandon Haw vs. Navy, 9/27/03
16 - Corey Barnes vs. Syracuse, 10/15/05

RUN/PASS DISTANCE

90-yard run
80-yard run
70-yard run
60-yard run
50-yard run
40-yard run
90-yard pass
80-yard pass
70-yard pass
60-yard pass

90 - Chad Bosch vs. Temple, 10/26/96
83 - Brian Leonard vs. Illinois, 9/3/05
72 - Terrell Willis vs. Navy, 9/16/95
61 - Brian Leonard vs. Army, 9/13/03
58 - Ray Rice vs. Cincinnati, 11/26/05
42 - Brian Leonard vs. Buffalo, 9/17/05
91 - Ryan Cubit to Aaron Martin vs. Navy, 10/20/01
87 - Terrence Shawell to Tres Moses vs. Connecticut, 11/25/04
72 - Ryan Hart to Brian Leonard vs. Michigan State, 9/6/03
62 - Ryan Hart to Tres Moses vs. Boston College, 11/15/03

TEAM

Shut out opponent at Rutgers Stadium

44-0 vs. Army, 9/14/02

Shut out opponent at Giants Stadium

62-0 vs. Temple, 10/2/93

Shut out opponent on road

40-0 vs. Navy, 9/26/92

Shut out opponents, back-to-back -

35-0 vs. Lafayette, 11/9/74

6-0 vs. Boston University, 11/16/74

Fort Monmouth, 11/14/42

24-21 win over Syracuse, 10/13/99

25 yds, Lee McDonald, 24-21 win over Syracuse, 10/13/99

45-40 loss against Arizona State, 12/27/05

59-0 win over Buffalo, 9/9/00

62-0 win over Temple, 10/2/93

70-0 win over NYU, 1915

83-0 win over Stevens, 1914

90-0 win over Fort Wadsworth, 1917

vs. Louisville, 11/11/05

7-5 in 2005

8-3 vs. 1979

9-3 vs. 1978

11-0 vs. 1976

18; between 10/18/75 and 11/20/76

Scoreless tie -

Won in overtime -

Game winning field goal -

Scored 40 points -

Scored 50 points -

Scored 60 points -

Scored 70 points -

Scored 80 points -

Scored 90 points -

Scored safety -

7-win season -

8-win season -

9-win season -

Undefeated season -

Double-digit winning streak -

OPPONENTS

RUSHING

30+ attempts
200 yards
4 TDs
3 TDs
Two 100-yard performances
(*same game*)
Three 100-yard performances
(*same game*)

35 - Andre Hall, South Florida, 11/5/05
237 - Walter Reyes, Syracuse, 10/2/04
Lee Suggs, Virginia Tech, 9/16/00
Andre Hall, South Florida, 11/5/05
125 - Eric Roberts, Navy
104 - Kyle Eickel, Navy, 9/27/03
127 - Demetrius Perry, Army 10/12/96
126 - Adam Thompson, Army 10/12/96
117 - Paul Hewitt, Army 10/12/96

PASSING

30-39 attempts
40-49 attempts
50 attempts
20-29 completions
30+ completions
300-399 yards
400+ yards
3 TDs
4 TDs
5 TDs
6 TDs
7 TDs
4+ interceptions

35 - Rudy Carpenter, Arizona State, 12/27/05
47 - Josh Cribbs, Kent State, 9/18/04
58 - Tyler Palko, Pittsburgh, 9/30/05
23 - Rudy Carpenter, Arizona State, 12/27/05
35 - Tyler Palko, Pittsburgh, 9/30/05
315 - Brian Brohm, Louisville, 11/11/05
467 - Rudy Carpenter, Arizona State, 12/27/05
3 - Brian Brohm, Louisville, 11/11/05
4 - Rudy Carpenter, Arizona State, 12/27/05
6 - Ricky Santos, UNH, 9/11/04
6 - Devin Scott, Temple, 10/30/99
7 - Pete Gonzalez, Pittsburgh, 10/25/97*
(5) - Clint Park, Villanova, 8/31/96

RECEIVING

10+ receptions
200+ yards
175-200 yards
150-174 yards
140-149 yards
130-139 yards
4 TD's

10 - Joshua Tinch, Louisville, 11/11/05
207 - Larry Fitzgerald, Pittsburgh, 10/18/03
183 - Joshua Tinch, Louisville, 11/11/05
165 - Brian White, Villanova, 8/31/02
145 - Darrell Dowery, Kent State, 9/18/04
135 - Matt Miller, Arizona State, 12/27/05
Billy Davis, Pittsburgh, 11/19/94

TOTAL OFFENSE

400 yards
300 yards

467 - Rudy Carpenter, Arizona State, 12/27/05
315 - Brian Brohm, Louisville, 11/11/05

FIELD GOALS

50+ yards
5+ FG attempts
4+ FG made

50 - Phil Insalaco, Cincinnati, 10-1-88
Carlos Reveiz, Tennessee, 11-2-85
Carlos Reveiz, Tennessee, 11-2-85

TOUCHDOWN RETURNS

Kickoff
Punt
Interception
Fumble
2-point return
Blocked Punt

94 - DeAndra Cobb, Michigan State, 9/6/03
51 - DeAngelo Hall, Virginia Tech, 10/19/02
32 - Johnnie Jones, South Florida, 11/5/05
11 - Terrence Royal, South Florida, 11/5/05
Joel Hazard from Paul Pederson, Boston College, 11/15/03
1 - Thandi Smith, West Virginia, 10/8/05

RUN/PASS DISTANCE

70-yard run
60-yard run
50-yard run
90-yard pass
80-yard pass
70-yard pass

78 - Kyle Eckel, Navy, 11/20/05
60 - Reggie Campbell, Navy, 10/29/05
51 - Cornell Brockington, Connecticut, 10/22/05
91 - Alex Van Pelt to Dietrich Jells, Pittsburgh, 9/17/92
83 - Rasheed Marshall to Chris Henry West Virginia, 10/11/03
71 - Jay Cutler to Brandon Smith Vanderbilt, 10/9/04

TEAM

Shut out Rutgers at Rutgers Stadium

0-40 vs. West Virginia, 10/12/02

Shut out Rutgers at Giants Stadium

0-17 vs. Penn State, 10/7/89

Shut out Rutgers on road

0-42 at Notre Dame, 11/23/02

Shut out Rutgers back-to-back

0-40 vs. Tennessee, 11/2/85

0-27 vs. West Virginia, 11/9/85

Scored 30-39 points - 33-30 Illinois victory, 9/3/05

Scored 40-49 points - 45-40 Arizona State victory, 12/27/05

Scored 50-59 points - 56-5 Louisville victory, 11/11/05

Scored 60+ points - 80-7, West Virginia victory, 11/3/01

Scored safety - Miami, 11/2/02

ALL-TIME RESULTS

1869 (1-1-0)			11/19 at Penn W 1g,2t-1t			1889 (1-4-0)			1895 (3-4-0)		
11/6	Princeton	W 6-4*	12/23	at Columbia	L 0-1g, 3t	10/12	Penn	L 0-4	9/28	Lehigh	L 0-25
11/15	at Princeton	L 0-8	Captain: John Morrison			10/16	Lafayette	L 0-16	10/5	at Princeton	L 0-22
Captain: William J. Leggett			1882 (6-4-0)			10/19	at Wesleyan	L 4-58	10/19	Roseville AC	W 38-4
1870 (1-1-0)			10/14	at Princeton	L 0-5g,6t	10/26	at Penn	L 0-14	10/23	Swarthmore	W 26-12
-	at Princeton	L 2-6	10/20	CCNY	W 7g,3s-0	11/1	Ridgefield AC	W 18-0	10/26	NYU	W 16-0
-	Columbia	W 6-3	10/21	at Yale	L 3s-9g,3t	Captain: James Bishop, Jr.			10/30	at Lafayette	L 0-52
Captain: William J. Leggett			10/28	Yale	L 1t-5g,1t	1890 (5-5-1)			11/6	at Elizabeth AC	L 6-16
1871 - No Record			11/4	at Penn	W 3t,1s-1t	10/4	at Penn	L 4-16	Captain: William A. Ranney		
1872 (1-1-1)			11/7	Lafayette	W 8g,3t-0	10/8	at Princeton	L 0-27	1896 (6-6-0)		
-	at Columbia	T 0-0	11/9	Columbia	W 2g,1t-1t	10/18	at New York AC	W 30-0	10/3	at Princeton	L 0-44
-	Columbia	W 7-5	11/14	Princeton	L 0-3g,4t	10/25	at Orange AC	W 6-4	10/7	Ursinus	W 20-0
-	at Princeton	L 1-4	11/18	Penn	W 1g,2t-2t	11/1	Crescent AC	W 68-0	10/10	at Elizabeth AC	L 0-28
Captain: Claudius Rockefeller			11/24	at Stevens	W 2g-0	11/3	at Yale	L 0-70	10/14	at Lehigh	L 0-44
1873 (1-2-0)			Captain: William J. Chamberlain			11/4	Lehigh	L 2-4	10/17	Haverford	W 6-2
10/24	at Yale	L 1g-3g	1883 (1-6-0)			11/14	NYU	W 62-0	10/21	Stevens	W 10-0
11/1	Columbia	W 5-4	10/17	Princeton	L 0-20	11/15	at Columbia	T 6-6	10/24	at Swarthmore	W 16-10
11/8	at Columbia	L 3-4	10/27	at Princeton	L 0-61	11/22	Mahattan AC	W 32-0	10/31	at Navy	L 6-40
Captain: George D. Lydecker			10/31	CCNY	W 54-2	-	at Penn	L 12-20	11/3	at Irvington AC	L 0-20
1874 (1-3-0)			-	at Lafayette	L 0-25	Captain: James Bishop, Jr.			11/7	at Union	L 0-10
10/24	Columbia	W 6-1	-	Penn	L 0-18	1891 (8-6-0)			11/11	at Stevens	W 12-0
11/1	Stevens	L 0-6	-	at Wesleyan	L 0-37	10/3	at Princeton	L 0-12	11/14	Newark AC	W 4-0
11/14	at Columbia	L 1-4	-	at Yale	L 0-98	10/10	at Orange AC	L 6-10	Captain: John N. Mills		
11/18	at Princeton	L 0-6	Captain: Charles Pattison			10/13	at Schuylkill AC	W 24-0	1897 (2-6-0)		
Captain: Abram I. Marine			1884 (3-4-0)			10/17	at Lehigh	L 0-22	10/2	Newark FC	W 12-6
1875 (1-1-1)			10/10	Princeton	L 5-23	10/21	at Penn	L 6-32	10/6	at Princeton	L 0-53
10/24	Stevens	W 6-0	10/15	Columbia	W 35-5	10/24	Stevens	W 12-10	10/10	Swarthmore	L 6-8
11/2	Columbia	T 1-1	10/18	at Princeton	L 0-35	10/28	Columbia	W 44-0	10/27	at Haverford	L 0-26
11/6	at Yale	L 1g-4g	10/22	Yale	L 10-76	10/31	at Navy	L 12-20	10/30	at Union	L 0-10
Captain: Peter H. Miliken			11/1	Lehigh	W 61-0	11/2	at Columbia AC	W 4-0	11/3	Stevens	L 0-14
1876 (1-0-0)			11/8	Lafayette	W 26-0	11/3	at New York AC	L 12-21	-	Navy	L 0-1
11/1	Stevens	W 3-2	11/15	Wesleyan	L 0-31	11/7	NYU	W 70-4	-	at Stevens	W 16-0
Captain: Andrew Raymond			Captain: John DeWitt			11/14	at Army	W 27-6	Captain: Francis K. Drury		
1877 (1-2-0)			1885 (0-1-0)			11/18	NY Law School	W 14-0	1898 (1-6-1)		
10/27	at Stevens	L 1-4	11/4	at Lehigh	L 5-10	11/24	Manhattan AC	W 34-0	9/28	at Lehigh	L 0-12
11/6	at Columbia	L 0-6t	Captain: Lewis Chamberlain			Captain: Philip M. Brett			10/8	at Swarthmore	L 0-6
11/14	Stevens	W 5-0	1886 (1-3-0)			1892 (3-5-1)			10/12	at Stevens (forfeit)	L 0-1
Captain: Andrew Raymond			11/1	at Lafayette	L 2-24	10/1	at Princeton	L 0-30	10/15	at NYU	W 11-5
1878 (1-2-1)			11/6	Vineland AC	W 58-0	10/15	at Orange AC	L 10-22	10/22	Haverford	T 0-0
10/29	Stevens	T 0-0	11/10	at Penn	L 0-65	10/19	at Lafayette	W 16-8	10/29	at Union	L 0-17
11/2	at Princeton	L 0-5g,10t	11/17	Lafayette	L 10-26	10/22	at New York AC	W 18-0	11/5	Stevens	L 0-5
11/9	at Stevens	L 0-1t	Captain: Asa Wynkoop			10/26	at Manhattan AC	W 30-0	11/12	at Wesleyan	L 0-59
12/7	CCNY	W 6t,5s-9s	1887 (2-6-0)			10/29	Lafayette	L 10-24	Captain: William E. McMahon		
Captain: Thomas Fitz-Randolph			10/8	Stevens	W 26-0	11/2	at Stevens	L 6-22	1899 (2-9-0)		
1879 (2-1-2)			10/12	Princeton	L 0-30	11/5	at Navy	L 12-48	10/7	at Lehigh	L 0-10
11/11	at Stevens	W 1-0	10/15	at Lafayette	L 0-20	11/7	at Columbia AC	T 6-6	10/14	at Lafayette	L 0-57
11/15	at Yale	L 0-5g,3t	10/19	at Stevens	W 5-2	Captain: John C. Loud			10/21	at Haverford	L 0-36
11/20	at Columbia	T 0-0	10/29	at Williams	L 6-12	1893 (0-4-0)			10/23	Columbia	L 0-26
11/23	Stevens	T 3-3	11/2	Penn	L 10-13	10/14	at New York AC	L 0-14	10/25	Swarthmore	L 0-34
11/26	at Stevens	W 3t-1t	11/5	at Yale	L 0-74	10/21	Stevens	L 8-39	10/28	at Ursinus	L 6-53
Captains: N.W. Voorhees, C.I. Haring			11/12	Lafayette	L 0-36	10/28	at Orange AC	L 0-34	11/4	Stevens	W 39-0
1880 (1-2-0)			Captain: Clarence G. Scudder			11/4	at Lafayette	L 0-1 (fft.)	11/11	NYU	L 5-6
10/16	at Stevens	W 5g-1g	1888 (1-7-1)			Captains: Chalmers P. Dyke, Gabe Ludlow, George Ludlow			11/22	CCNY	W 59-0
11/2	at Princeton	L 0-8g,4t	10/6	at Yale	L 0-65	1894 (4-6-0)			-	Stevens	L 5-12
11/13	at Columbia	L 1t,3s-8g,4t	10/20	Lafayette	L 0-4	9/29	at Lehigh	L 0-24	-	Knickerbocker AC	L 0-11
Captain: John Morrison			10/24	Princeton	L 0-80	10/6	Lafayette	W 12-10	(Night, Madison Square Garden) Captain: William E. McMahon		
1881 (2-3-1)			11/1	Stevens	T 18-18	10/10	at Princeton	L 0-48	1900 (4-4-0)		
10/15	at Princeton	L 11s-3g,5t	11/2	Williams	L 0-42	10/17	at Stevens	W 20-0	9/26	CCNY	W 5-0
11/8	Columbia	T 0-0	11/5	at Ridgefield AC	W 18-6	10/20	at NJ AC	W 8-0	10/3	Columbia	L 0-11
11/10	Princeton	L 3s-1g	11/7	at Lehigh	L 0-30	10/27	at Crescent AC	L 4-20	10/13	Haverford	W 11-0
11/17	CCNY	W 10g, 17t-0	11/10	at Princeton	L 0-82	11/1	North Carolina	W 5-0	10/20	at Lehigh	L 0-21
Captain: Arthur J. Collier			-	at Penn	L 0-10	11/17	at Virginia	L 4-20	10/27	Ursinus	W 17-0
1882 (6-4-0)			Captain: Arthur J. Collier			-	at Columbia AC	L 0-20	11/7	at Army	L 0-23
1883 (1-6-0)			Captain: Arthur J. Collier			-	at F&M	L 4-68	11/17	at NYU	W 11-0
1884 (3-4-0)			Captain: Arthur J. Collier			Captain: William V.B. Van Dyck, Jr.			11/24	Union	L 6-11
1885 (0-1-0)			Captain: Arthur J. Collier			Captain: William V.B. Van Dyck, Jr.			Captain: Oliver D. Mann		

ALL-TIME RESULTS

1901 (0-7-0)

10/2	Columbia	L	0-27
10/5	Manhattan	L	0-10
10/12	at Ursinus	L	0-30
10/19	at Swarthmore	L	0-27
10/26	NYU	L	0-16
11/2	Delaware	L	5-6
11/9	at Haverford	L	0-17

Captain: William B. Wyckoff

1902 (3-7-0)

9/28	at Manhattan	L	0-6
10/5	Columbia	L	0-43
10/12	at Lehigh	L	0-34
10/19	Ursinus	L	0-16
10/22	Swarthmore	L	6-12
10/25	at Haverford	L	5-43
11/1	at Stevens	W	10-0
11/8	at NYU	L	0-22
11/15	Delaware	W	15-12
11/22	Stevens	W	6-0

Captain: Alfred E. Hitchner

1903 (4-4-1)

-	at Fordham	L	0-15
-	at Delaware	L	0-5
-	Manhattan	W	8-6
-	at Ursinus	L	0-40
-	Haverford	L	6-18
-	Stevens	W	36-6
-	at Stevens	W	26-5
-	NYU	W	18-15
-	F&M	T	0-0

Captain: Alfred E. Hitchner

1904 (1-6-2)

10/1	at Stevens	W	4-0
10/8	at Haverford	L	0-40
10/15	Ursinus	L	0-37
10/22	at Wesleyan	L	0-39
10/29	at Union	L	0-35
11/5	Delaware	T	6-6
11/8	at NYU	L	6-35
11/12	Maryland	L	0-10
11/19	Stevens	T	0-0

Captain: Robert W. Cobb

1905 (3-6-0)

10/3	Stevens	W	6-0
10/7	at Trinity	L	0-11
10/10	at Union	L	0-11
10/17	Seton Hall	L	10-22
10/24	at Delaware	W	10-0
11/10	at NYU	L	7-10
11/14	at Stevens	W	5-0
11/21	at Haverford	L	0-28
11/28	at Fordham	L	6-17

Captain: Harold E. Green

1906 (5-2-2)

9/28	at Fordham	W	6-0
10/6	at Stevens	T	0-0
10/13	at Villanova	L	0-17
10/20	at Haverford	T	0-0
10/27	Delaware	L	0-4
11/6	at NYU	W	14-0
11/10	CCNY	W	55-0
11/17	Stevens	W	18-4
11/24	Ursinus	W	29-5

Captain: Douglas J. Fisher

1907 (3-5-1)

9/28	Fordham	T	5-5
10/5	at Swarthmore	L	5-29
10/12	Lehigh	L	6-16
10/19	at Union	W	12-5
10/26	at Delaware	W	39-0
11/5	at NYU	L	0-11
11/9	Haverford	L	5-6
11/16	at Jefferson Med.	L	0-27
11/23	Stevens	W	4-0

Captain: Douglas J. Fisher

1908 (3-5-1)

10/3	at Navy	L	0-18
10/10	at Lehigh	L	0-12
10/24	at Haverford	L	5-9
10/31	Hamilton	W	5-4
11/3	F&M	W	9-0
11/7	Delaware	T	6-6
11/10	Ursinus	L	0-35
11/14	Muhlenberg	W	15-5
11/21	at Stevens	L	13-15

Captain: Charles E. Corbin

1909 (3-5-1)

10/2	Fordham	L	0-9
10/9	at Navy	L	3-12
10/16	at F&M	L	0-15
10/23	Penn Medical	T	0-0
10/30	at Hamilton	W	8-5
11/6	at NYU	L	0-11
11/10	Muhlenberg	W	35-5
11/13	Haverford	W	11-0
11/20	at Stevens	L	5-17

Captain: Edwin T. Leslie

1910 (3-2-3)

10/1	F&M	T	0-0
10/8	at Navy	T	0-0
10/15	Swarthmore	W	21-6
10/22	at Haverford	T	0-0
10/29	at NYU	L	8-15
11/8	St. Lawrence	W	17-0
11/12	at Wash. Coll. (MD)	L	5-6
11/19	at Stevens	W	8-6

Captain: Howard A. Smith

1911 (4-4-1)

10/3	at Princeton	L	0-37
10/7	Haverford	W	10-6
10/14	at Army	L	0-18
10/21	Union	W	6-0
10/28	Swarthmore	L	0-21
11/4	RPI	W	6-0
11/11	at NYU	T	0-0
11/18	Ursinus	L	0-17
11/25	at Stevens	W	3-0

Captain: James K. Alverson

1912 (5-4-0)

9/28	F&M	L	0-20
10/2	at Princeton	L	6-41
10/12	at Army	L	0-19
10/19	Hobart	W	16-7
10/26	at Union	L	0-3
11/2	Hamilton	W	25-6
11/9	RPI	W	21-0
11/16	at Haverford	W	18-0
11/23	at Stevens	W	26-6

Captain: Theodore Van Winkle

1913 (6-3-0)

9/27	at Princeton	L	3-14
10/4	Union	W	39-6
10/11	at Army	L	0-29
10/18	Hobart	W	71-0
10/25	at RPI	W	13-0
11/1	Wesleyan	L	9-20
11/8	at Hamilton	W	38-0
11/15	Trinity	W	30-7
11/22	at Stevens	W	37-0

Captain: John E. Elmendorf

1914 (5-3-1)

9/26	at Princeton	L	0-12
10/3	RPI	W	32-0
10/10	at Army	L	0-13
10/17	Muhlenberg	W	17-7
10/24	Tufts (2)	W	16-7
11/7	at Syracuse	T	14-14
11/21	at Stevens	W	83-0
11/26	at NYU	W	33-0
11/28	Wash.& Jeff. (3A)	L	13-20

Captain: John P. Tooney

1915 (7-1-0)

9/25	Albright	W	53-0
10/2	at Princeton	L	0-10
10/9	RPI	W	96-0
10/16	Muhlenberg	W	21-0
10/30	Springfield (2)	W	44-13
11/13	Hamilton Fish	W	28-7
11/20	at Stevens	W	39-3
11/25	at NYU	W	70-0

Captain: Howard P. Talman

1916 (3-2-2)

10/7	Villanova	W	33-0
10/14	Washington & Lee	T	13-13
10/28	at Brown	L	3-21
11/4	Holy Cross (2)	W	14-6
11/11	West Virginia	T	0-0
11/25	Dickinson	W	34-0
12/2	Wash & Jeff (3A)	L	9-12

Captain: Francis J. Scarr

1917 (7-1-1)

9/29	Ursinus	W	25-0
10/6	Fort Wadsworth	W	90-0
10/13	at Syracuse	L	10-14
10/20	at Lafayette	W	33-7
10/27	at Fordham	W	28-0
11/3	West Virginia	T	7-7
11/10	Springfield	W	61-0
11/17	League Isl. Marines	W	27-0
11/24	Newport NR (3B)	W	14-0

Captain: Kenneth Rendall

1918 (5-2-0)

9/28	Ursinus	W	66-0
10/19	Pelham Bay Nav.	W	7-0
10/26	at Lehigh	W	39-0
11/2	Nav. Trans.-Hoboken	W	40-0
11/9	at Penn State	W	26-3
11/16	Great Lakes Nav. (3B)	L	14-54
11/23	Syracuse (3A)	L	0-21

Captain: William Feitner

1919 (5-3-0)

9/27	Ursinus	W	34-0
10/4	North Carolina	W	19-0
10/11	at Lehigh	L	0-19
10/25	NY Aggies	W	14-0
11/4	at Syracuse	L	0-14
11/8	at Boston College	W	13-7
11/15	West Virginia	L	7-30

11/22 Northwestern (2) W 28-0
 Captain: Alfred T. Garrett

1920 (2-7-0)

9/25	Ursinus	L	7-14
10/2	Maryland	W	6-0
10/9	at Lehigh	L	0-9
10/16	Virginia Tech	W	19-6
10/23	Virginia	L	0-7
10/30	at Cornell	L	0-24
11/2	Nebraska (3A)	L	0-28
11/13	at West Virginia	L	0-17
11/25	at Detroit	L	0-27

Captain: William Gardner

1921 (4-5-0)

9/24	at Ursinus	W	33-0
10/1	Maryland	L	0-3
10/8	Lehigh	L	0-7
10/15	Washington & Lee	W	14-13
10/22	at Georgia Tech	L	14-48
10/29	at Lafayette	L	0-35
11/8	Notre Dame (3A)	L	0-48
11/12	at NYU	W	21-7
11/19	West Virginia	W	17-7

Captain: Paul Duffy

1922 (5-4-0)

9/30	Penn Military	W	13-0
10/7	Fordham	W	20-15
10/14	at Lehigh	W	13-7
10/21	Bethany	L	7-14
10/28	at West Virginia	L	0-28
11/7	LSU (3A)	W	25-0
11/11	Lafayette	L	6-33
11/18	NYU (4)	W	37-0
11/25	Bucknell	L	13-20

Captain: Howard P. Raub

1923 (7-1-1)

9/29	Penn Military	W	27-0
10/6	Villanova	W	44-0
10/13	Lehigh	W	10-0
10/20	NYU	W	7-3
10/27	at Lafayette	T	6-6
11/6	West Virginia (3A)	L	7-27
11/10	Richmond	W	56-0
11/17	Boston Univ.	W	61-0
11/24	Fordham (4)	W	42-0

Captain: W.W. Kingman

1924 (7-1-1)

9/27	Villanova	W	14-0
10/4	Lebanon Valley	W	56-0
10/11	St. Bonaventure	W	36-7
10/18	at Cornell	W	10-0
10/25	at Lehigh	T	13-13
11/1	F&M	W	30-6
11/8	Lafayette (5)	W	43-7
11/15	at NYU	W	41-3
11/22	Bucknell (6)	L	7-12

Captain: E. Gaynor Brennan

1925 (2-7-0)

9/26	Alfred	W	19-3
10/3	Villanova	L	0-20
10/10	Maryland (6)	L	0-16
10/17	at Cornell	L	0-41
10/24	Lehigh	L	0-7
10/31	Penn Military	L	12-13
11/7	at Lafayette	L	0-34
11/14	at Holy Cross	L	0-6
11/21	NYU	W	7-6

Captain: C. Hoyt Terrill

ALL-TIME RESULTS

1926 (3-6-0)			1932 (6-3-1)			1938 (7-1-0)			1945 (5-2-0)		
9/25	Manhattan	W 8-0	9/24	Providence	T 6-6	9/24	Marietta	W 20-0	10/6	Swarthmore	L 6-13
10/2	Ursinus	W 14-0	10/1	Penn Military	W 20-6	10/1	Vermont	W 15-14	10/13	at Muhlenburg	W 19-6
10/9	at Wash & Jeff	L 6-19	10/8	NYU (3D)	L 0-21	10/8	NYU	L 6-25	10/20	Rhode Island State	W 39-7
10/16	Holy Cross (2)	L 0-21	10/15	Delaware	W 32-0	10/15	Springfield	W 6-0	10/27	at Princeton	L 6-14
10/23	at NYU	L 0-30	10/22	Holy Cross	L 0-6	10/21	Hampden-Sydney	W 32-0	11/3	Lehigh	W 25-0
10/30	Delaware	W 21-0	10/29	Johns Hopkins	W 33-0	10/29	at Lehigh	W 13-0	11/10	at Lafayette	W 32-14
11/6	Lafayette	L 0-38	11/5	Lafayette	W 7-6	11/5	Princeton	W 20-18	11/17	NYU	W 13-7
11/13	at Lehigh	L 0-14	11/12	at Lehigh	W 37-6	11/12	Lafayette	W 6-0	Captain: Eugene McManus		
11/20	Swarthmore	L 0-13	11/23	at Springfield	W 18-0	Captain: Paul Harvey					
Captain: Lester E. Hanf			12/3	at Manhattan	L 6-7						
			Captain: Albert Wiley								
1927 (4-4-0)			1933 (6-3-1)			1939 (7-1-1)			1946 (7-2-0)		
10/1	Manhattan	W 24-6	9/30	F&M	W 10-0	9/30	Wesleyan	W 13-7	9/28	at Columbia	L 7-13
10/8	at Lafayette	L 0-56	10/7	Providence	W 21-0	10/7	Wooster	W 20-0	10/5	Johns Hopkins	W 53-0
10/15	GW	L 0-6	10/7	at Colgate	L 2-25	10/14	Richmond	T 6-6	10/12	NYU (3A)	W 26-0
10/22	NYU (3D)	L 6-60	10/21	Penn Military	W 10-0	10/21	Maryland	W 25-12	10/19	at Princeton	L 7-14
10/29	Holy Cross (2)	L 0-39	10/28	Lehigh	W 27-0	10/28	Lehigh	W 20-6	10/26	GW	W 25-13
11/5	Alfred	W 42-0	11/4	Springfield	W 31-6	11/4	New Hampshire	W 32-13	11/2	at Harvard	W 13-0
11/12	at Swarthmore	W 19-6	11/4	at Lafayette	W 20-13	11/11	at Lafayette	W 13-6	11/9	Lafayette	W 41-2
11/17	Lehigh	W 12-6	11/18	NYU (3D)	T 6-6	11/18	Springfield	W 17-7	11/16	at Lehigh	W 55-6
Captain: Herbert E. Lorenz			11/25	at Princeton	L 6-26	11/30	at Brown	L 0-13	11/23	Bucknell	W 25-0
			12/2	Villanova	L 13-18	Captain: William Tranavitch			Captain: Charles DiLiberti		
			Captains: George Kramer, William Demarest, Francis Heenan								
1928 (6-3-0)			1934 (5-3-1)			1940 (5-3-0)			1947 (8-1-0)		
9/29	St. John's (MD)	W 12-0	9/29	Penn Medical	T 0-0	10/5	Springfield	W 33-0	9/27	at Columbia	L 28-40
10/6	Albright	W 19-0	10/6	at F&M	L 0-7	10/12	at Lehigh	W 34-0	10/4	Western Reserve	W 21-6
10/13	Holy Cross (2)	L 0-46	10/13	Springfield	W 19-7	10/26	Marietta	W 53-0	10/11	Princeton	W 13-7
10/20	NYU (3D)	L 0-48	10/20	at Penn	L 19-27	11/2	at Princeton	L 13-28	10/18	Fordham	W 36-6
10/27	Delaware	W 34-0	10/27	at Lehigh	W 45-0	11/9	Connecticut	W 45-7	10/25	Lehigh	W 46-13
11/3	Catholic Univ.	W 12-0	11/3	Boston Univ.	W 52-0	11/16	Lafayette	L 6-7	11/1	at Harvard	W 31-7
11/10	Lafayette	L 0-17	11/10	Lafayette	W 27-6	11/23	St. Lawrence	W 20-0	11/8	at Lafayette	W 20-0
11/17	at Lehigh	W 7-3	11/17	NYU	W 22-7	11/30	at Maryland	L 7-14	11/15	NYU	W 40-0
11/24	Swarthmore	W 13-2	11/24	Colgate	L 0-14	Captain: Milton Nelson			11/27	at Brown	W 27-20
Captain: Stanley Rosen			Captain: Albert Twitchell						Captain: John Garrabrant, William Vigh		
			1935 (4-5-0)			1941 (7-2-0)			1948 (7-2-0)		
9/28	Providence	W 17-0	9/28	West Chester	L 7-19	9/27	Alfred	W 34-0	9/25	at Columbia	L 6-27
10/5	Delaware	W 19-0	10/5	Marietta	W 26-9	10/4	Springfield	W 26-0	10/2	Colgate	W 35-19
10/12	at Holy Cross	L 3-20	10/12	at Columbia	L 6-20	10/11	Lehigh	W 16-6	10/9	Temple	W 34-20
10/19	St. John's (MD)	W 14-7	10/19	at Princeton	L 6-29	10/25	at Syracuse	L 7-49	10/16	at Princeton	W 22-6
10/26	Catholic Univ.	L 10-14	10/26	Lehigh	W 27-6	11/1	Maryland	W 20-0	10/23	at Lehigh	W 20-6
11/2	Ursinus	W 19-13	11/2	at Lafayette	W 31-6	11/8	at Lafayette	L 0-16	10/30	Brown	L 6-20
11/9	at Lafayette	L 6-20	11/9	at Boston Univ.	W 12-6	11/15	Connecticut	W 32-7	11/6	Lafayette	W 34-13
11/16	Lehigh	W 14-0	11/15	at NYU	L 0-48	11/22	at Brown	W 13-7	11/13	NYU (3D)	W 40-0
11/23	NYU (3D)	L 7-20	11/22	Colgate	L 0-27	Captains: Vinnie Utz, Ralph Schmidt			11/20	Fordham	W 28-19
Captain: R. Bernard Crowl			Captain: Maurice L. Bullard						Captain: Frank Burns		
			1936 (1-6-1)			1942 (3-4-1)			1949 (6-3-0)		
9/27	Providence	L 6-12	10/3	Marietta	W 13-0	10/3	Vermont	W 27-20	9/24	USMM	W 79-6
10/4	GW	W 20-6	10/10	at Princeton	L 0-20	10/10	at Maryland	L 13-27	10/1	at Temple	L 7-14
10/11	at Syracuse	L 0-27	10/17	Springfield	L 0-6	10/17	Bucknell	W 9-7	10/8	Lehigh	W 40-27
10/18	Johns Hopkins	W 33-0	10/24	at Yale	L 0-28	10/24	at Lehigh	L 10-28	10/15	Syracuse	L 9-21
10/25	Delaware	W 40-0	10/31	at Lehigh	L 0-19	10/31	Springfield	W 21-0	10/22	at Colgate	W 35-13
11/1	Holy Cross	L 20-32	11/7	Boston Univ.	L 0-7	11/7	Lafayette	L 13-19	10/29	at Princeton	L 14-34
11/8	Lafayette	L 26-31	11/14	NYU (3A)	L 0-46	11/14	Fort Monmouth	T 0-0	11/5	at Lafayette	W 14-0
11/15	at Lehigh	W 14-13	11/21	at Wesleyan	T 7-7	11/21	Syracuse	L 7-12	11/12	NYU	W 33-9
11/22	NYU (3D)	L 0-33	Captain: George Van Der Noot			Captain: Kenneth MacDonald			11/20	Fordham	W 28-19
Captain: Richard Knauss			1937 (5-4-0)			1943 (3-2-0)			Captain: Earl Read		
9/26	Providence	W 19-0	9/25	Susquehanna	W 9-0	10/30	Lehigh	W 26-0	1950 (4-4-0)		
10/3	Drexel	W 27-6	10/2	Hampden-Sydney	W 20-0	11/6	Lafayette	W 13-0	9/23	at Syracuse	L 12-42
10/10	Springfield	W 26-0	10/9	Delaware	W 27-0	11/13	at Lehigh	W 20-0	10/7	at Princeton	L 28-34
10/17	NYU (3D)	L 7-27	10/16	at Springfield	W 26-0	11/20	at Lafayette	L 2-9	10/14	Temple	W 26-20
10/24	at Holy Cross	L 0-27	10/23	at Princeton	L 0-6	11/26	Brooklyn	L 6-12	10/21	NYU	W 42-0
10/31	Delaware	T 6-6	10/30	Lehigh	W 34-0	Captain: Robert S. Goldberger			10/28	at Lehigh	L 18-21
11/7	at Lafayette	L 0-22	11/7	at Lafayette	L 6-13				11/4	Brown	W 15-12
11/14	Lehigh	W 26-12	11/13	Ohio	L 0-13	1944 (3-2-0)			11/11	Lafayette	W 31-7
Captain: Jack Grossman			11/25	Brown	L 6-7	-	at Lafayette	L 6-19	11/18	at Penn State	L 14-18
			Captain: Arthur C. Perry			-	at Lehigh	W 19-6	Captain: Leon Root		
						-	Lafayette	L 0-39	1951 (4-4-0)		
						-	ASTP (Rutgers)	W 18-12	9/29	at Lafayette	W 47-12
						-	Lehigh	W 15-6	10/6	at Temple	L 7-14
						Captain: Joseph E. D'Imperio			10/13	NYU (3C)	W 55-0
									10/20	Lehigh	L 6-21
									11/3	Fordham	W 13-7

ALL-TIME RESULTS

11/10 at Brown W 28-21
11/17 Penn State L 7-13
11/24 Colgate L 21-26

Captain: Jim Monahan

1952 (4-4-1)

9/27 Muhlenberg T 19-19
10/4 at Princeton L 19-61
10/11 at Colgate L 7-13
10/18 at Dartmouth L 20-29
10/25 at Brown W 19-7
11/1 Temple W 40-28
11/8 Lafayette W 21-6
11/15 at Penn State L 6-7
11/22 NYU W 27-14

Captains: Russell Sandblom,
Howard Anderson

1953 (2-6-0)

10/3 Virginia Tech W 20-13
10/10 at Princeton L 7-9
10/17 Brown L 20-27
10/24 Fordham L 13-40
10/31 Colgate L 12-33
11/7 at Lafayette W 14-13
11/14 Penn State L 26-54
11/21 at Columbia L 13-27

Captain: Donald Duncan

1954 (3-6-0)

9/25 at Princeton L 8-10
10/2 Fordham L 7-13
10/9 at Colgate L 14-26
10/16 William & Mary L 7-14
10/23 at Lehigh L 13-33
10/30 Temple W 25-0
11/6 Lafayette W 7-0
11/13 at Penn State L 14-37
11/20 at Columbia W 45-12

Captains: John O'Hearn,
Angelo Iannucci

1955 (3-5-0)

9/24 at Princeton L 7-41
10/8 Muhlenberg W 21-0
10/15 at Brown W 14-12
10/22 Lehigh L 14-21
10/29 Delaware L 7-33
11/5 at Lafayette L 7-16
11/12 Penn State L 13-34
11/19 at Columbia W 12-6

Captains: Ed Evans, Bob Kelley

1956 (3-7-0)

9/22 Wesleyan W 33-13
9/29 at Princeton L 6-28
10/6 at Connecticut L 7-27
10/13 Colgate L 6-48
10/20 Boston College L 0-32
10/27 at Lehigh L 13-27
11/3 Lafayette W 20-19

11/10 at Delaware L 0-22
11/17 William & Mary W 20-6
11/24 Columbia L 12-18

Captains: John Laverty,
Arthur Robinson

1957 (5-4-0)

9/28 at Princeton L 0-7
10/5 Connecticut W 14-7
10/12 at Colgate W 48-6
10/19 Lehigh L 7-13
10/26 Richmond W 26-13
11/2 Delaware L 19-23
11/9 at Lafayette W 34-19
11/16 at William & Mary L 7-38
11/23 at Columbia W 26-7

Captain: Richard Pfeiffer

1958 (8-1-0)

9/27 at Princeton W 28-0
10/4 at Colgate W 21-7
10/11 Richmond W 23-12
10/18 Bucknell W 57-12
10/25 at Lehigh W 44-13
11/1 at Delaware W 37-20
11/8 Lafayette W 18-0
11/15 Quantico L 12-13
11/22 Columbia W 61-0

Captain: William Austin

1959 (6-3-0)

9/26 at Princeton W 8-6
10/3 Connecticut W 20-8
10/10 Colgate W 15-12
10/17 at Bucknell L 8-15
10/24 Lehigh W 23-0
10/31 Delaware L 14-34
11/4 at Lafayette W 16-14
11/14 Villanova W 12-6
11/21 at Columbia L 16-25

Captain: Robert Simms


1960 (8-1-0)

9/24 at Princeton W 13-8
10/1 at Connecticut W 19-6
10/8 Colgate W 49-12
10/15 Bucknell W 23-19
10/22 at Lehigh W 8-0
10/29 Villanova L 12-14
11/5 Lafayette W 36-8
11/12 at Delaware W 22-0
11/19 at Columbia W 43-2

Captain: Lester Senft

1961 (9-0-0)

9/30 at Princeton W 16-13
10/7 Connecticut W 35-12
10/14 at Bucknell W 21-6
10/21 Lehigh W 32-15
10/28 at Penn W 20-6
11/4 at Lafayette W 37-6



11/11 Delaware W 27-19
11/18 at Colgate W 26-6
11/25 Columbia W 32-19

Captain: Alex Kroll

1962 (5-5-0)

9/29 at Princeton L 7-15
10/6 at Connecticut L 9-15
10/13 Colgate W 27-15
10/20 at Lehigh W 29-12
10/27 at Penn W 12-7
11/3 Lafayette W 40-0
11/10 at Delaware L 6-23
11/17 Villanova L 12-34
11/24 at Columbia W 22-6
12/1 Virginia L 0-41

Captains: Tom Tappen, Tony Simonelli

1963 (3-6-0)

9/28 at Princeton L 0-24
10/5 at Harvard L 0-28
10/12 at Colgate L 8-28
10/19 Lehigh W 30-6
10/26 at Penn L 6-7
11/2 Boston Univ. W 21-6
11/9 at Lafayette W 49-0
11/16 Delaware L 3-14
11/28 Columbia L 28-35

Captain: Anton Hoeflinger

1964 (6-3-0)

9/26 at Princeton L 7-10
10/3 Connecticut W 9-3
10/10 at Lehigh W 20-7
10/17 at Penn W 10-7
10/24 at Columbia W 38-35
10/31 Boston Univ. W 9-0
11/7 Lafayette W 31-6
11/14 at Delaware L 18-27
11/21 Colgate L 7-20

Captain: Robert Norton

1965 (3-6-0)

9/25 at Princeton L 6-32
10/2 at Connecticut W 17-8
10/9 Lehigh W 6-0
10/16 at Army L 6-23
10/23 Columbia L 7-12
10/30 at Boston Univ. L 0-30
11/6 at Lafayette L 18-23
11/13 Holy Cross W 14-0
11/20 Colgate L 10-24

Captain: Peter Savidge

1966 (5-4-0)

9/24 at Princeton L 12-16
10/1 at Yale W 17-14
10/8 at Lehigh W 42-14
10/15 Army L 9-14
10/22 Columbia W 37-34
10/29 Boston Univ. W 16-7
11/5 Lafayette W 32-28
11/12 at Holy Cross L 12-24
11/19 Colgate L 7-26

Captains: Jack Emmer,
Robert Schroeder

1967 (4-5-0)

9/30 at Princeton L 21-22
10/7 Lehigh W 14-7
10/14 Delaware W 29-21
10/21 at Army L 3-14
10/28 at Columbia L 13-24
11/4 at Lafayette W 27-3
11/11 at Massachusetts L 7-30
11/18 Holy Cross L 10-21
11/25 Colgate W 31-28

Captains: Thomas Vitolo,
Robert Higgins

1968 (8-2-0)

9/21 Lafayette W 37-7
9/28 at Princeton W 20-14
10/5 at Cornell L 16-17
10/12 at Lehigh W 29-26
10/19 Army L 0-24
10/26 at Columbia W 28-17
11/2 Delaware W 23-14
11/9 Connecticut W 27-15
11/16 Holy Cross W 41-14
11/23 Colgate W 55-34

Captains: Dave Zimmerman, Rich Bing

1969 (6-3-0)

9/20 at Lafayette W 44-22
9/27 Princeton W 29-0
10/4 Cornell W 21-7
10/11 Lehigh L 7-17
10/18 Navy W 20-6
10/25 Columbia W 21-14
11/1 at Delaware L 0-44
11/8 at Connecticut L 22-28
11/15 Holy Cross (cancelled)
11/22 Colgate W 48-12

Captains: Lee Schneider,
Robert Stonebreaker



The 1948 Scarlet Knights

ALL-TIME RESULTS

1970 (5-5-0)

9/19	Lafayette	W	41-16
9/26	at Princeton	L	14-41
10/3	at Harvard	L	9-39
10/10	at Lehigh	L	0-7
10/17	Delaware	L	21-51
10/24	at Columbia	L	14-30
10/31	Bucknell	W	21-7
11/7	at Boston Univ.	W	6-3
11/14	Holy Cross	W	37-7
11/21	Colgate	W	30-14

Captains: Michael Yancheff,
Michael Pellowski

1971 (4-7-0)

9/18	at Lafayette	L	7-13
9/25	at Princeton	W	33-18
10/2	Cornell	L	17-31
10/9	Lehigh	L	14-35
10/16	at Delaware	L	7-48
10/23	Columbia	L	16-17
10/30	at Bucknell	L	13-14
11/6	at Army	L	17-30
11/13	Holy Cross	W	14-13
11/20	Colgate	W	28-16
11/27	Morgan State	W	27-8

Captains: William Donaldson,
Sam Picketts, Larry Robertson

1972 (7-4-0)

9/16	at Holy Cross	L	14-24
9/23	Lehigh	W	41-13
9/30	at Princeton	L	6-7
10/7	at Cornell	L	22-36
10/14	at Lafayette	W	21-7
10/21	Army	L	28-35
10/28	at Columbia	W	6-3
11/4	Connecticut	W	21-13
11/11	Boston Univ.	W	51-7
11/18	Morgan State	W	37-14
11/25	Colgate	W	43-13

Captains: Andrew Malekoff,
David Rinehimer

1973 (6-5-0)

9/22	at Lehigh	W	31-13
9/29	at Princeton	W	39-14
10/6	Massachusetts	L	22-25
10/13	Lafayette	W	35-6
10/20	Delaware	W	24-7
10/27	Columbia	W	28-2
11/3	at Connecticut	L	19-27
11/10	at Air Force	L	14-31
11/17	at Holy Cross	W	27-7
11/24	Colgate	L	0-42
12/1	at Tampa	L	6-34

Captains: John Witkowski,
Andrew Tighe

1974 (7-3-1)

9/21	at Bucknell	W	16-14
9/28	at Princeton	T	6-6
10/5	at Harvard	W	24-21
10/12	Lehigh	W	37-16
10/19	at William & Mary	L	15-28
10/26	Air Force	W	20-3
11/2	Connecticut	L	7-9
11/9	at Lafayette	W	35-0
11/16	Boston Univ.	W	6-0
11/23	Colgate	W	62-21
11/30	at Hawaii	L	16-28

Captains: Anthony Pawlik,
Andrew Zdobylak

1975 (9-2-0)

9/20	Bucknell	W	47-3
9/27	at Princeton	L	7-10
10/4	Hawaii	W	7-3
10/11	at Lehigh	L	20-34
10/18	William & Mary	W	24-0
10/25	Columbia	W	41-0
11/1	at Connecticut	W	35-8
11/8	Lafayette	W	48-6
11/15	at Boston Univ.	W	41-3
11/22	Colgate	W	56-14
11/29	Syracuse	W	21-10

Captains: Curt Edwards, Tom Holmes

1976 (11-0-0)

9/11	at Navy	W	13-3
9/18	at Bucknell	W	19-7
9/25	at Princeton	W	17-0
10/2	Cornell	W	21-14
10/9	Connecticut	W	38-0
10/16	at Lehigh	W	28-21
10/23	Columbia (GS)	W	47-0
10/30	Massachusetts	W	24-7
11/6	Louisville	W	34-0
11/13	at Tulane	W	29-20
11/18	Colgate (GS)	W	17-9

Captains: Nate Toran, Dan Pfabe

1977 (8-3-0)

9/2	Penn State (GS)	L	7-45
9/10	at Colgate	L	0-23
9/17	Bucknell	W	36-14
9/24	at Princeton	W	10-6
10/1	at Cornell	W	30-14
10/8	at Connecticut	W	48-18
10/15	Lehigh	W	20-0
10/29	at William & Mary	W	22-21
11/5	at Temple	L	14-24
11/12	Tulane	W	47-8
11/19	Boston Univ.	W	63-8

Captains: Dan Pfabe, Jim Hughes

1978 (9-3-0)

9/9	at Penn State	L	10-26
9/23	at Bucknell	W	27-13
9/30	Princeton (GS)	W	24-0
10/7	at Yale	W	28-27
10/14	Connecticut	W	10-0
10/21	Villanova	W	24-9
10/28	Columbia (GS)	W	69-0
11/4	at Massachusetts	W	21-11
11/11	Temple	W	13-10
11/18	at Holy Cross	W	31-21
11/25	Colgate	L	9-14
12/6	Arizona State	L	18-34

1978 Garden State Bowl

Captains: Tim Blanchard, John Bucci

1979 (8-3-0)

9/8	Holy Cross	W	28-0
9/15	at Penn State	L	10-45
9/22	Bucknell	W	16-14
9/29	at Princeton	W	38-14
10/6	Temple	L	20-41
10/13	at Connecticut	W	26-14
10/20	at William & Mary	W	24-0
11/3	at Tennessee	W	13-7
11/10	Army (GS)	W	20-0
11/17	Villanova	L	17-32
11/25	at Louisville	W	31-7

Captains: Pete Honeyford, Dino Mangiero

1980 (7-4-0)

9/13	at Temple	W	21-3
9/20	Cincinnati	W	24-7
9/27	Princeton	W	44-13

10/4	at Cornell	W	44-3
10/11	Alabama (GS)	L	13-17
10/18	William & Mary	L	18-21
10/25	at Syracuse	L	9-17
11/1	at Army	W	37-21
11/8	at Virginia	W	19-17
11/15	West Virginia	L	15-24
11/22	Colgate	W	35-13

Captains: Ted Blackwell, Deron Cherry,
Ed McMichael, Ken Smith

1981 (5-6-0)

9/5	at Syracuse	W	29-27
9/12	Colgate	W	13-5
9/19	Virginia (GS)	W	3-0
9/26	at Cincinnati	L	0-10
10/3	Cornell	W	31-17
10/10	at Army	W	17-0
10/17	Temple	L	12-24
10/24	at Alabama	L	7-31
11/7	Pittsburgh (GS)	L	3-47
10/14	at West Virginia	L	3-20
11/21	at Boston College	L	21-27

Captains: Andy Carino, Frank Naylor

1982 (5-6-0)

9/4	Syracuse (GS)	L	8-31
9/18	at Penn State	L	14-49
9/25	at Temple	W	10-7
10/2	William & Mary	W	27-17
10/9	Army (GS)	W	24-3
10/16	at Boston College	L	13-14
10/23	Colgate	W	34-17
10/30	at Richmond	W	20-14
11/6	at Auburn	L	7-30
11/11	West Virginia (GS)	L	17-44
11/20	at Pittsburgh	L	6-52

Captains: Tony Cella, Bill Pickel,
Rich Spitzer

1983 (3-8-0)

9/10	Connecticut	W	22-5
9/17	Boston College (GS)	L	22-42
9/24	at Syracuse	L	13-17
10/1	Penn State (GS)	L	25-36
10/8	at Army	L	12-20
10/15	Colgate	W	29-26
10/22	at William & Mary	W	35-28
10/29	Tennessee(GS)	L	0-7
11/5	at Cincinnati	L	7-18
11/12	at West Virginia	L	7-35
11/19	Temple	L	23-24

Captains: Jim Dumont, John Owens

1984 (7-3-0)

9/8	at Penn State	L	12-15
9/15	Temple	W	10-9
9/22	at Syracuse	W	19-0
9/29	Cincinnati	W	43-15
10/6	at Kentucky	L	14-27
10/13	Army (GS)	W	14-7
10/20	Louisville	W	38-21
10/27	at Boston College	L	23-35
11/10	West Virginia (GS)	W	23-19
11/17	Colgate	W	17-7

Captains: Lionel Washington, Alan Andrews

1985 (2-8-1)

9/14	at Florida	T	28-28
9/21	at Army	L	16-20
9/28	Penn State (GS)	L	10-17
10/5	Boston College (GS)	L	10-20
10/12	at Temple	L	13-14
10/19	Pittsburgh (GS)	L	10-38

10/26	Richmond	W	20-17
11/2	at Tennessee	L	0-40
11/9	at West Virginia	L	0-27
11/16	Colgate	W	28-14
11/23	Syracuse	L	14-31

Captains: George Pickel,
Clement Udovich

1986 (5-5-1)

9/6	at Boston College	W	11-9
9/13	at Kentucky	T	16-16
9/20	Cincinnati	W	48-28
9/27	at Syracuse	W	16-10
10/4	at Penn State	L	6-13
10/18	Florida (GS)	L	3-15
10/25	Army (GS)	W	35-7
11/1	at Louisville	W	41-0
11/8	West Virginia (GS)	L	17-24
11/15	at Pittsburgh	L	6-20
11/22	Temple	L	22-29

Captains: Lee Getz, Tyronne Stowe

1987 (6-5-0)

9/5	at Cincinnati	W	10-7
9/12	Syracuse	L	3-20
9/26	Kentucky (GS)	W	19-18
10/3	Duke (GS)	W	7-0
10/10	at Penn State	L	21-35
10/17	Boston College	W	38-24
10/24	at Army	W	27-14
10/31	at Vanderbilt	L	13-27
11/7	Pittsburgh (GS)	L	0-17
11/14	at West Virginia	L	13-37
11/21	at Temple	W	17-14

Captains: Jean Austin, Curtis Stephens

1988 (5-6-0)

9/10	at Michigan State	W	17-13
9/17	Vanderbilt (GS)	L	30-31
9/24	at Penn State	W	21-16
10/1	Cincinnati	W	38-9
10/8	at Syracuse	L	20-34
10/15	at Boston College	W	17-6
10/22	Army (GS)	L	24-34
10/29	Temple	L	30-35
11/5	at Pittsburgh	L	10-20
11/12	West Virginia (GS)	L	25-35
11/19	Colgate	W	41-22

Captains: Derek Baker,
George Bankos, Bill Dubiel

1989 (2-7-2)

9/2	at Cincinnati	T	17-17
9/9	Ball State	T	31-31
9/16	Boston College (GS)	W	9-7
9/23	at Northwestern	W	38-27
10/7	Penn State (GS)	L	0-17
10/14	at Kentucky	L	26-33
10/21	Syracuse	L	28-49
10/28	at Army	L	14-35
11/11	at West Virginia	L	20-21
11/18	at Temple	L	33-36
12/2	Pittsburgh (Dublin)	L	29-46

Captains: Darrin Czellecz,
Jeff Erickson, Scott Erney, Pat Udovich

1990 (3-8-0)

9/8	Kentucky (GS)	W	24-8
9/15	Colgate	W	28-17
9/22	at Penn State	L	0-28
9/29	Michigan State(GS)	L	10-34
10/6	at Boston College	L	14-19
10/13	at Pittsburgh	L	21-45
10/20	at Syracuse	L	0-42

ALL-TIME RESULTS

10/27 Akron W 20-17
 11/3 at Army L 31-35
 11/10 West Virginia (GS) L 3-28
 11/17 at Temple L 22-29
 Captains: James Jenkins, Marty Mayes

1991 (6-5-0; 2-3 BIG EAST)

8/31 Boston College W 20-13
 9/4 at Duke L 22-42
 9/21 Northwestern W 22-18
 9/28 at Michigan State W 14-7
 10/5 Army (GS) W 14-12
 10/12 Maine W 40-17
 10/19 at Penn State L 17-37
 10/26 Syracuse (GS) L 7-21
 11/2 at West Virginia L 3-28
 11/9 at Pittsburgh L 17-22
 11/16 Temple W 41-0
 Captains: Tim Christ, Elardo Webster

1992 (7-4-0; 4-2 BIG EAST)

9/5 at Boston College L 20-37
 9/12 Colgate W 41-0
 9/17 Pittsburgh W 21-16
 9/26 at Navy W 40-0
 10/3 Penn State (GS) L 24-38
 10/10 at Syracuse L 28-50
 10/17 Army (GS) W 45-10
 10/31 Virginia Tech W 50-49
 11/7 at Cincinnati L 24-26
 11/14 West Virginia W 13-9
 11/21 at Temple W 35-10
 Captains: Travis Broadbent,
 Jim Guarantano, Shawn Williams

1993 (4-7-0; 1-6 BIG EAST)

9/4 Colgate (GS) W 68-6
 9/11 Duke (GS) W 39-38
 9/25 at Penn State L 7-31
 10/2 Temple (GS) W 62-0
 10/9 Boston College (GS) L 21-31
 10/16 at Army W 45-38
 10/23 at Virginia Tech L 42-49
 10/28 Pittsburgh (GS) L 10-21
 11/6 at West Virginia L 22-58
 11/13 at Miami L 17-31
 11/26 Syracuse (GS) L 18-31
 Captains: Bill Bailey, Andrew Beckett

1994 (5-5-1; 2-4-1 BIG EAST)

9/3 Kent W 28-6
 9/10 West Virginia W 17-12
 9/17 at Syracuse L 36-37
 9/24 at Penn State L 27-55
 10/1 Miami L 3-24
 10/8 Army (GS) W 16-14
 10/15 Cincinnati W 14-9
 10/22 at Boston College T 7-7
 11/5 Temple W 38-21
 11/12 at Virginia Tech L 34-41
 11/19 at Pittsburgh L 21-35
 Captains: Alcides Catanho,
 Ken Dammann

1995 (4-7; 2-5 BIG EAST)

9/9 at Duke L 14-24
 9/16 Navy W 27-17
 9/23 Penn State (GS) L 34-59
 9/30 Syracuse L 17-27
 10/14 at Miami L 21-56
 10/21 Virginia Tech L 17-45
 10/28 Pittsburgh W 42-24
 11/4 at West Virginia L 26-59

11/11 at Tulane W 45-40
 11/18 at Temple W 23-20
 11/24 Boston College L 38-41
 Captains: Marco Battaglia, Ray Lucas,
 Mark Washington, Brian Sheridan

1996 (2-9; 1-6 BIG EAST)

8/31 Villanova W 38-28
 9/7 Navy L 6-10
 9/12 Miami L 0-33
 9/21 at Virginia Tech L 14-30
 10/5 at Syracuse L 0-42
 10/12 Army (GS) L 21-42
 10/19 at Boston College L 13-37
 10/26 Temple W 28-17
 11/9 West Virginia L 14-55
 11/23 at Notre Dame L 0-62
 11/30 at Pittsburgh L 9-24
 Captains: Chad Bosch, Rob Seeger,
 Rashod Swinger

1997 (0-11, 0-7 BIG EAST)

8/30 Virginia Tech L 19-59
 9/6 at Texas L 14-48
 9/13 at Navy L 7-36
 9/20 Boston College L 21-35
 10/4 at West Virginia L 0-48
 10/9 Syracuse L 3-50
 10/18 at Army L 35-37
 10/25 Pittsburgh (2OT) L 48-55
 11/1 at Temple L 7-49
 11/8 Wake Forest L 14-28
 11/15 at Miami L 23-51
 Captains: Jack McKiernan,
 Brian Sheridan

1998 (5-6, 2-5 BIG EAST)

9/5 Richmond W 7-6
 9/12 at Boston College L 14-41
 9/19 at Syracuse L 14-70
 9/26 Army W 27-15
 10/3 Miami L 17-53
 10/17 at Pittsburgh W 25-21
 10/24 Tulane L 24-52
 10/31 Temple W 21-10
 11/7 at Navy W 36-33
 11/14 West Virginia L 14-28
 11/21 at Virginia Tech L 7-47
 Captains: Aaron Brady, Bill Powell

1999 (1-10, 1-6 BIG EAST)

9/4 at California L 7-21
 9/11 Texas L 21-38
 9/25 Boston College L 7-27
 10/2 at Wake Forest L 10-17
 10/9 Virginia Tech L 20-58
 10/16 at West Virginia L 16-62
 10/23 Pittsburgh L 15-38

10/30 at Temple L 28-56
 11/6 Navy L 7-34
 11/13 Syracuse W 24-21OT
 11/20 at Miami L 0-55
 Captains: Wayne Hampton, Shaun
 O'Hara, Dax Strohmeier

2000 (3-8, 0-7 BIG EAST)

9/2 Villanova W 34-21
 9/9 Buffalo W 59-0
 9/16 at Virginia Tech L 0-49
 9/23 at Pittsburgh L 17-29
 9/30 Miami L 6-64
 10/14 Temple L 14-48
 10/21 at Navy W 28-21
 10/28 at Boston College L 13-42
 11/11 West Virginia L 24-31OT
 11/18 Notre Dame L 17-45
 11/25 at Syracuse L 21-49
 Captains: Mike Jones, Garrett Shea

2001 (2-9, 0-7 BIG EAST)

8/30 at Buffalo W 31-15
 9/8 at Miami L 0-61
 9/22 Virginia Tech L 0-50
 9/29 Connecticut L 19-20
 10/6 Syracuse L 17-24
 10/13 at Temple L 5-30
 10/20 Navy W 23-17
 11/3 at West Virginia L 7-80
 11/10 Pittsburgh L 0-42
 11/17 BC L 7-38
 11/23 California L 10-20
 Captains: Gary Brackett, Mke Esposito,
 Shawn Seabrooks, L.J. Smith

2002 (1-11, 0-7 BIG EAST)

8/31 Villanova L 19-37
 9/7 Buffalo L 11-34
 9/14 Army W 44-0
 9/21 at Pittsburgh L 3-23
 9/28 at Tennessee L 14-35
 10/12 West Virginia L 0-40
 10/19 at Virginia Tech L 14-35
 10/26 at Syracuse L 14-45
 11/2 Miami L 17-42
 11/16 Temple L 17-20
 11/23 at Notre Dame L 0-42
 11/30 at Boston College L 14-44
 Captains: Gary Brackett,
 Shawn Seabrooks, L.J. Smith

Below: the 2005 Scarlet Knights
 at the Insight Bowl

2003 (5-7, 2-5 BIG EAST)

8/30 BUFFALO W 24-10
 9/6 at Michigan St. L 28-44
 9/13 at Army W 36-21
 9/27 Navy W 48-27
 10/4 Virginia Tech L 28-48
 10/11 at West Virginia L 19-34
 10/18 Pittsburgh L 32-42
 10/25 at Temple W 30-14
 11/8 at Connecticut L 31-38
 11/16 Boston College L 25-35
 11/22 at Miami L 10-34
 11/29 Syracuse W 24-7
 Captains: Raheem Orr,
 Marty Pyszczymuka

2004 (4-7, 1-5 BIG EAST)

9/4 Michigan State W 19-14
 9/11 New Hampshire L 24-35
 9/18 Kent State W 29-21
 10/2 at Syracuse L 31-41
 10/9 at Vanderbilt W 37-34
 10/16 Temple W 16-6
 10/23 at Pittsburgh L 17-41
 10/30 West Virginia L 30-35
 11/6 at BC L 10-21
 11/20 at Navy L 21-54
 11/25 Connecticut L 35-41
 Captains: Ray Pilch, Jarvis Johnson,
 Tres Moses

2005 (7-5, 4-3 BIG EAST)

9/3 at Illinois L 30-33
 9/10 Villanova W 38-6
 9/17 at Buffalo W 17-3
 9/30 Pittsburgh W 37-29
 10/8 West Virginia L 14-27
 10/15 at Syracuse W 31-9
 10/22 at Connecticut W 26-24
 10/29 Navy W 31-21
 11/05 South Florida L 31-45
 11/11 at Louisville L 5-56
 11/26 Cincinnati W 44-9
 12/27 Arizona State L 40-45

(INSIGHT BOWL)

Captains: Ryan Neill, Tres Moses,
 Will Gilkison

*The first U.S. intercollegiate game was played at Rutgers, November 6, 1869.
 1 - Schenectady
 2 - Newark
 3A - New York (Polo Grounds)
 3B - New York (Ebbets Field)
 3C - New York (Randall's Island)
 3D - New York (Yankee Stadium)
 4 - East Orange
 5 - Princeton
 6 - Philadelphia
 GS - Giants Stadium
 FFT - forfeit

