

PERSONS GRANTED BRITISH CITIZENSHIP UNITED KINGDOM, 1999

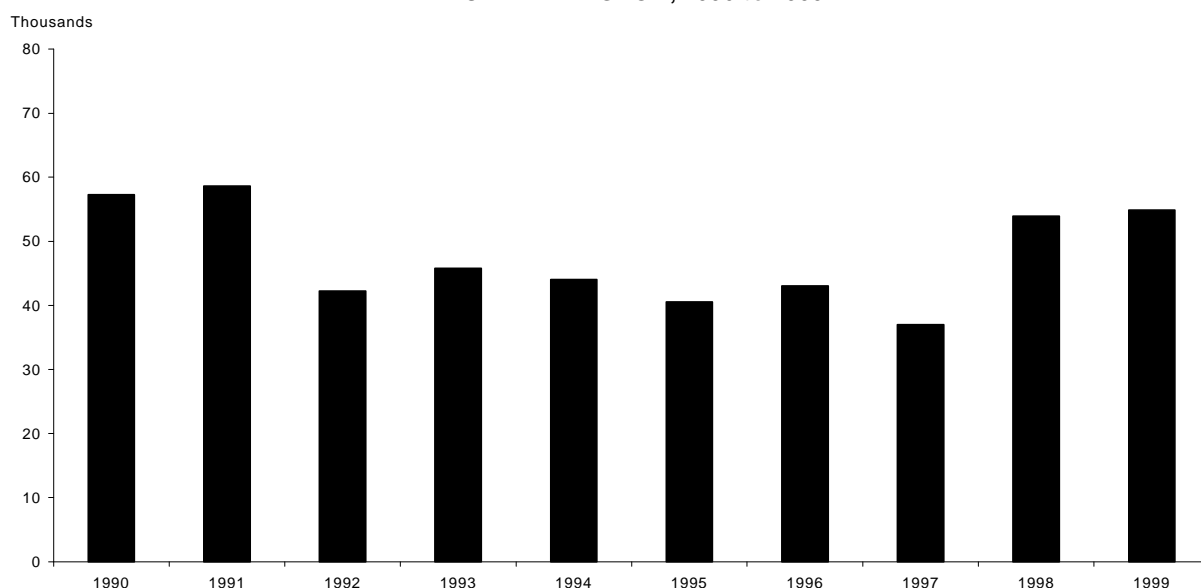
By Peter Kilsby and Rod McGregor

MAIN POINTS:

- 55,000 persons were granted British citizenship in the United Kingdom in 1999 (paragraph 2).
- 40 per cent were granted on the basis of residence, 35 per cent because of marriage, and 20 per cent were minor children (paragraph 4).
- Citizens of countries in Asia and Africa accounted for 45 and 25 per cent respectively of the total (paragraph 5).
- The largest nationalities were Pakistan (10 per cent), India (9 per cent), Nigeria and Bangladesh (6 per cent each) (paragraph 5).

Figure 1

GRANTS OF BRITISH CITIZENSHIP IN
THE UNITED KINGDOM, 1990 to 1999

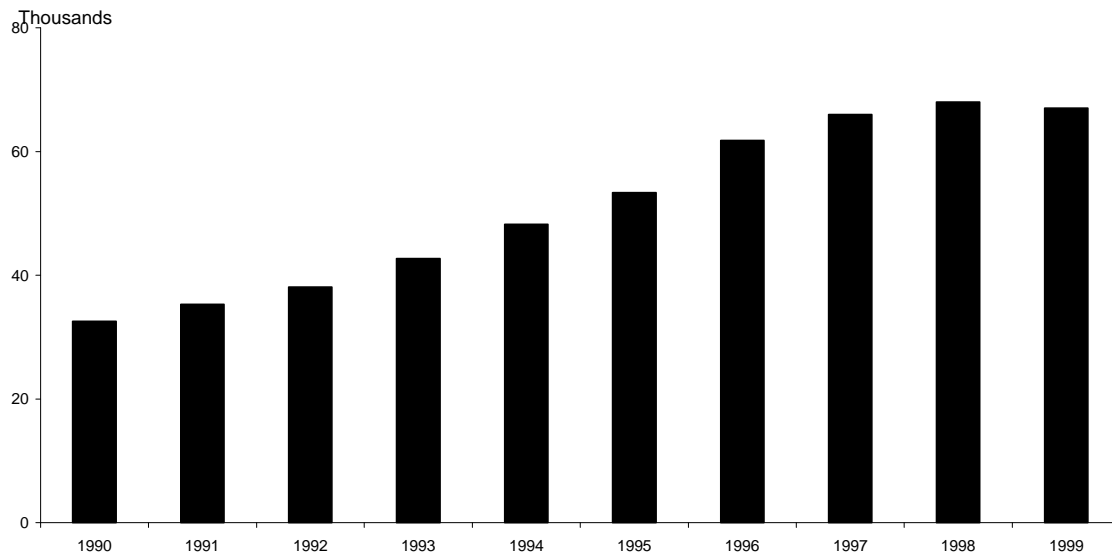


APPLICATIONS RECEIVED (Figure 2)

1. The number of applications received for British citizenship for decision in the United Kingdom was about 67,000 (provisional figure) in 1999, compared with 68,000 in 1998 and 66,000 in 1997.

Figure 2

APPLICATIONS RECEIVED IN THE UNITED KINGDOM FOR BRITISH CITIZENSHIP 1990 TO 1999



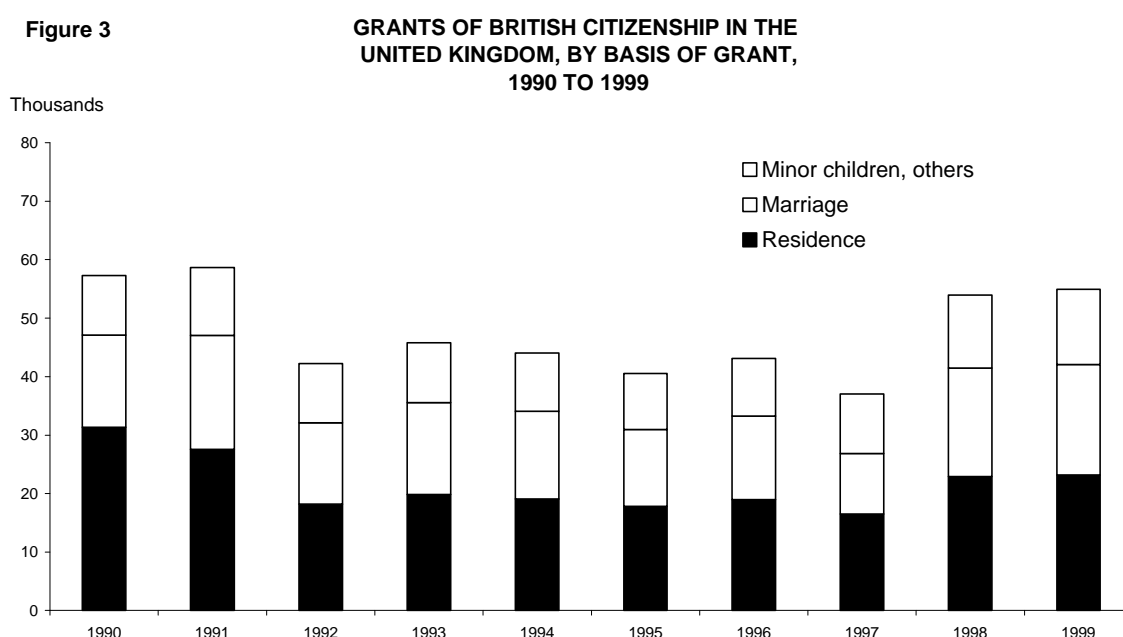
GRANTS AND REFUSALS (Figure 1 and Table 1)

2. Some 55,000 persons were granted British citizenship in the United Kingdom in 1999, compared with 54,000 in 1998 and 37,000 in 1997. Some 4,000 applications were refused in 1999, slightly more than in 1998 but fewer than in 1997. Procedural and organisational changes were introduced during 1998, and staff resources began to be built up during 1999, in order to increase the number of decisions taken and reduce the backlog of applications awaiting a decision.

3. These data, and those in the rest of the bulletin apart from Table 5, exclude some 700 persons of non-Chinese ethnic origin granted British citizenship in Hong Kong in 1999 under the British Nationality (Hong Kong) Act 1997. This compared with 2,700 such grants in 1998 and brought the total number of grants since 1997 under this Act to nearly 4,400. This was in addition to 136,500 grants in 1991-7 under the earlier 1990 Act and its associated Selection Scheme, under which 50,000 key workers and their spouses and dependants were granted British citizenship.

BASIS OF GRANT (Figure 3 and Table 2)

4. Residence in the United Kingdom continued to be the most frequent basis on which persons were granted British citizenship in 1999. The number of such grants was more than 23,000 or over 40 per cent of the total. The number of grants because of marriage to a British citizen was around 19,000, about 35 per cent of the total. These proportions have remained largely unchanged for several years, but in 1989-90 residence accounted for 65 per cent and marriage for more than 20 per cent of total grants. Most (more than 12,000) of the remaining grants in 1999 were to minor children who accounted for more than 20 per cent of the total.

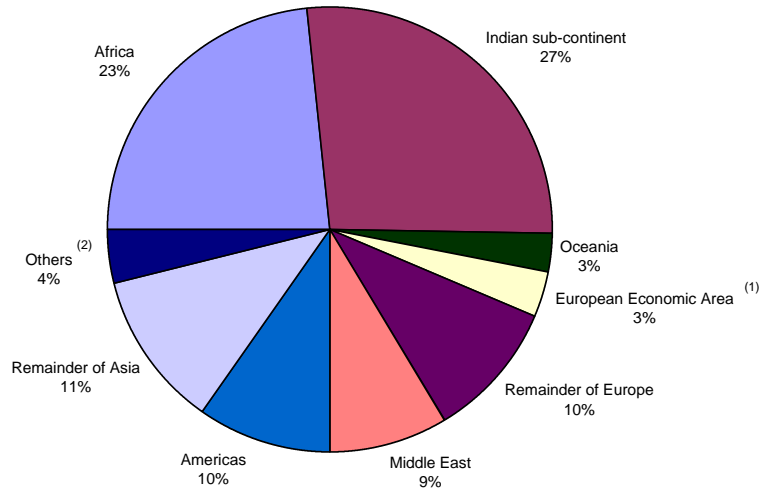


PREVIOUS NATIONALITY (Figure 4 and Tables 3, 4)

5. Citizens of Indian sub-continent countries comprised over 25 per cent of all grants in 1999, with Africa accounting for nearly 25 per cent and the rest of Asia accounting for 20 per cent. The remaining 30 per cent was split largely between Europe and the Americas. The proportion from Africa has increased, from nearly 20 per cent in 1995, with a slight decrease from EEA countries, and a larger decrease in Other (as defined in footnote (2) of Table 3). Countries with the largest numbers of grants in 1999 were Pakistan with 6,300 (more than 10 per cent) and India with 5,100 (9 per cent), Nigeria with 3,500 and Bangladesh with 3,400 (6 per cent each), together with 2,000 (around 4 per cent) in respect of British Dependent Territories citizens, including those from Gibraltar, and British Overseas citizens.

Figure 4

**GRANTS OF BRITISH CITIZENSHIP IN THE UNITED
KINGDOM IN 1999, BY PREVIOUS NATIONALITY
(Total number of persons 54,902)**



(1) Includes British Dependent Territories citizens from Gibraltar

(2) Includes British Dependent Territories citizens (except from Gibraltar) and British Overseas citizens

TABLES : CONTENTS

Grants of British citizenship in the United Kingdom

Table 1	Applications, grants, refusals and renunciations, 1989-99
Table 2	Grants by basis (residence, marriage, etc), 1989-99
Table 3	Grants by broad groupings of previous nationality, 1995-99
Table 4	Grants by previous nationality, type and category (relevant section of British Nationality Act 1981), 1999

Other grants of citizenship

Table 5	Grants by type of citizenship, 1995-99
---------	--

Table 1 Applications for British citizenship received and decided in the United Kingdom, 1989-99

Year	Applications received	Number of persons	
		Decisions taken	
		Grants	Refusals ⁽¹⁾
1989	31,449	117,129	8,801
1990	32,569	57,271	9,149
1991	35,279	58,642	8,985
1992	38,068	42,243	9,253
1993	42,682	45,793	8,041
1994	48,277	44,033	5,855
1995	53,391	40,516	5,032
1996	61,800	43,069	4,770
1997	66,000	37,010	4,747
1998	68,030 ^(R)	53,934	3,750
1999	67,000 ⁽²⁾	54,902	3,993

⁽¹⁾ Includes small numbers of applications withdrawn.

⁽²⁾ Provisional

^(R) Revised

Table 2 Grants of British citizenship in the United Kingdom by basis of grant, 1989-99

Year of grant	Number of persons				
	All grants	Residence	Marriage	Minor children	Other ⁽¹⁾
1989	117,129	82,026	22,740	11,830	533
1990	57,271	31,328	15,734	9,534	675
1991	58,642	27,534	19,513	10,646	949
1992	42,243	18,203	13,915	9,346	779
1993	45,793	19,866	15,688	9,376	863
1994	44,033	19,097	14,974	9,219	743
1995	40,516	17,807	13,131	8,992	586
1996	43,069	18,970	14,285	9,272	542
1997	37,010	16,466	10,354	9,545	645
1998	53,934	22,935	18,493	11,977	529
1999	54,902	23,170	18,921	12,272	539

(1) Includes British Dependent Territories citizens from Gibraltar registered as British citizens under s.5 of the British Nationality Act 1981.

Table 3 Grants of British citizenship in the United Kingdom by previous nationality, 1995-99

Previous nationality	Number of persons				
	1995	1996	1997	1998	1999
European Economic Area ⁽¹⁾	1,755	1,722	1,546	1,699	1,710
Remainder of Europe	2,860	2,928	2,784	4,647	5,575
Americas	4,096	4,266	3,544	5,224	5,415
Africa	7,940	9,162	8,018	12,941	12,863
Indian sub-continent	9,879	10,792	8,465	14,619	14,786
Middle East	3,543	3,535	2,833	4,288	4,713
Remainder of Asia	4,817	5,207	4,102	6,395	6,154
Oceania	1,666	1,542	1,443	1,645	1,524
Other ⁽²⁾	3,960	3,915	4,275	2,476	2,162
All grants	40,516	43,069	37,010	53,934	54,902

(1) As constituted now; includes British Dependent Territories citizens from Gibraltar.

(2) British Dependent Territories citizens (except from Gibraltar), British Overseas citizens, British subjects, British Protected Persons, stateless and nationality uncertain.

Table 4 Grants of British citizenship in the United Kingdom in 1999 by previous nationality, type and category of grant

Grants of British citizenship in the United Kingdom in 2005 by previous nationality, type and category of grant							Number of persons	
Previous nationality	Total	Naturalisation		Registration				
		Residence	Marriage	Residence or relevant employment ss.4(2),(5),7 Sch.8	Marriage ss.8(1), (2),(3) Sch.8	Minor children ss.1(3),1(4), 3(1),(2),(5),9 Sch.8	Resumption ss.10,13	
		s.6(1) Sch.8	s.6(2)					
European Economic Area								
Austria	15	6	4	—	—	5	—	
Belguim	31	9	6	—	—	16	—	
Denmark	23	6	6	—	—	9	2	
Finland	5	2	1	—	—	2	—	
France	200	58	62	—	—	80	—	
Germany	207	53	71	—	—	80	3	
Greece	204	123	58	—	—	23	—	
Iceland	2	—	1	—	—	1	—	
Irish Republic	113	46	37	—	—	30	—	
Italy	249	76	123	—	—	48	2	
Luxembourg	2	1	1	—	—	—	—	
Netherlands	47	11	13	—	—	22	1	
Norway	34	5	9	—	—	16	4	
Portugal	119	56	43	—	—	20	—	
Spain	56	16	14	—	—	26	—	
Sweden	12	4	5	—	—	2	1	
Total	1,319	[1]	472	454	—	—	380	13
Remainder of Europe								
Albania	18	4	11	—	—	3	—	
Armenia	20	11	5	—	—	4	—	
Azerbaijan	2	—	—	—	—	2	—	
Belarus	18	3	11	—	—	4	—	
Bosnia-Herzegovina	56	15	21	—	—	20	—	
Bulgaria	164	74	55	—	—	35	—	
Croatia	108	40	56	—	—	12	—	
Cyprus	307	101	178	—	—	28	—	
Czechoslovakia	3	1	2	—	—	—	—	
Czech Republic	28	6	20	—	—	2	—	
Estonia	6	1	3	—	—	2	—	
Georgia	9	3	4	—	—	2	—	
Hungary	112	44	58	—	—	10	—	
Kazakhstan	6	2	3	—	—	1	—	

Table 4 Grants of British citizenship in the United Kingdom in 1999 by previous nationality, type and category of grant

Previous nationality	Total	Number of persons					
		Naturalisation		Registration			
		Residence	Marriage	Residence or relevant employment	Marriage	Minor children	Resumption
		s.6(1) Sch.8	s.6(2)	ss.4(2),(5),7 Sch.8	ss.8(1), (2),(3) Sch.8	ss.1(3),1(4), 3(1),(2),(5),9 Sch.8	ss.10,13
Kyrgyzstan	1	—	1	—	—	—	—
Latvia	12	1	7	—	—	4	—
Lithuania	17	3	11	—	—	3	—
Macedonia	22	10	10	—	—	2	—
Malta	88	30	35	—	—	10	13
Moldova	1	—	1	—	—	—	—
Poland	405	178	181	—	—	46	—
Romania	152	50	78	—	—	24	—
Russia	392	140	163	—	—	89	—
Slovakia	30	16	8	—	—	6	—
Slovenia	9	3	5	—	—	1	—
Switzerland	156	24	57	—	—	69	6
Turkey	2,913	1496	494	—	—	923	—
Ukraine	129	53	51	—	—	25	—
Union of Soviet Socialist Republics	7	2	4	—	—	1	—
Uzbekistan	2	1	1	—	—	—	—
Yugoslavia	382	181	139	—	—	62	—
Remainder of Europe	5,575	2,493	1,673	—	—	1,390	19
Americas							
Antigua and Barbuda	10	4	4	—	—	2	—
Argentina	45	14	19	—	—	12	—
Bahamas	23	1	3	—	—	5	14
Barbados	131	67	49	—	—	15	—
Belize	15	4	5	—	—	6	—
Bolivia	28	13	8	—	—	7	—
Brazil	178	54	103	—	—	21	—
Canada	710	170	212	—	—	325	3
Chile	79	54	18	—	—	7	—
Colombia	296	158	103	—	—	35	—
Costa Rica	7	—	5	—	—	2	—
Cuba	15	2	11	—	—	2	—
Dominica	56	27	23	—	—	6	—
Dominican Republic	19	7	9	—	—	3	—

Table 4 Grants of British citizenship in the United Kingdom in 1999 by previous nationality, type and category of grant

Previous nationality	Total	Number of persons					
		Naturalisation		Registration			
		Residence	Marriage	Residence or relevant employment	Marriage	Minor children	Resumption
		s.6(1) Sch.8	s.6(2)	ss.4(2),(5),7 Sch.8	ss.8(1), (2),(3) Sch.8	ss.1(3),1(4), 3(1),(2),(5),9 Sch.8	ss.10,13
Ecuador	39	15	23	—	—	1	—
El Salvador	5	2	3	—	—	—	—
Grenada	78	42	26	—	—	10	—
Guatemala	6	—	3	—	—	3	—
Guyana	195	86	87	1	—	21	—
Honduras	9	1	3	—	—	5	—
Jamaica	1,437	678	526	5	1	226	1
Mexico	74	20	46	—	1	7	—
Nicaragua	8	6	2	—	—	—	—
Panama	4	—	3	—	—	1	—
Paraguay	1	1	—	—	—	—	—
Peru	80	31	43	—	—	6	—
St. Kitts and Nevis	3	3	—	—	—	—	—
St. Lucia	87	43	32	—	—	12	—
St. Vincent and Grenadines	66	39	23	—	—	4	—
Surinam	6	4	—	—	—	2	—
Trinidad and Tobago	338	158	137	1	—	40	2
United States of America	1,317	426	438	—	—	448	5
Uruguay	4	2	2	—	—	—	—
Venezuela	46	11	27	—	—	8	—
Americas	5,415	2,143	1,996	7	2	1,242	25
Africa							
Algeria	376	125	198	—	—	53	—
Angola	25	7	2	—	—	16	—
Benin	1	—	1	—	—	—	—
Botswana	9	2	1	—	—	4	2
Burkina Faso	5	3	—	—	—	2	—
Burundi	7	2	1	—	—	4	—
Cameroon	64	30	22	—	—	12	—
Comoros	1	—	1	—	—	—	—
Congo	55	13	1	—	—	41	—
Djibouti	5	4	1	—	—	—	—

Table 4 Grants of British citizenship in the United Kingdom in 1999 by previous nationality, type and category of grant

Previous nationality	Total	Number of persons					
		Naturalisation		Registration			
		Residence	Marriage	Residence or relevant employment ss.4(2),(5),7 Sch.8	Marriage ss.8(1), (2),(3) Sch.8	Minor children ss.1(3),1(4), 3(1),(2),(5),9 Sch.8	Resumption ss.10,13
		s.6(1) Sch.8	s.6(2)				
Egypt	334	136	140	—	—	58	—
Equatorial Guinea	3	—	1	—	—	2	—
Eritrea	79	62	5	—	—	12	—
Ethiopia	131	77	27	—	—	27	—
Gabon	1	—	1	—	—	—	—
Gambia	47	18	22	—	—	7	—
Ghana	1,951	896	435	1	—	619	—
Guinea	4	2	1	—	—	1	—
Guinea Bissau	2	1	1	—	—	—	—
Ivory Coast	42	12	17	—	—	13	—
Kenya	586	197	221	1	—	115	52
Liberia	23	10	6	—	—	7	—
Libya	135	47	34	—	—	54	—
Madagascar	3	1	1	—	—	1	—
Malawi	29	14	9	—	—	6	—
Mali	3	1	1	—	—	1	—
Mauritius	486	258	191	1	—	34	2
Morocco	485	248	209	—	—	28	—
Mozambique	4	1	3	—	—	—	—
Namibia	2	—	—	—	—	—	2
Nigeria	3,481	1,345	854	3	—	1,277	2
Rwanda	5	2	1	—	—	2	—
Senegal	13	4	4	—	—	5	—
Seychelles	87	47	14	—	—	26	—
Sierra Leone	413	175	116	—	—	122	—
Somalia	1,333	719	47	—	—	567	—
South Africa	963	247	345	—	2	369	—
Sudan	472	248	48	—	—	176	—
Swaziland	6	1	1	—	—	4	—
Tanzania	235	98	110	—	—	27	—
Togo	5	—	5	—	—	—	—
Tunisia	80	36	42	—	—	2	—
Uganda	334	187	27	—	—	119	1
Zaire	102	35	7	—	—	60	—
Zambia	161	68	44	—	—	43	6

Table 4 Grants of British citizenship in the United Kingdom in 1999 by previous nationality, type and category of grant

Previous nationality	Total	Number of persons					
		Naturalisation		Registration			
		Residence	Marriage	Residence or relevant employment ss.4(2),(5),7 Sch.8	Marriage ss.8(1), (2),(3) Sch.8	Minor children ss.1(3),1(4), 3(1),(2),(5),9 Sch.8	Resumption ss.10,13
		s.6(1) Sch.8	s.6(2)				
Zimbabwe	275	95	91	–	–	86	3
Africa	12,863	5,474	3,309	6	2	4,002	70
Indian sub-continent							
Bangladesh	3,383	1,201	1,541	3	1	637	–
India	5,055	1,843	2,680	6	2	524	–
Pakistan	6,348	1,469	4,288	1	1	588	1
Indian sub-continent	14,786	4,513	8,509	10	4	1,749	1
Middle East							
Bahrain	18	4	2	–	–	12	–
Iran	1,714	1,154	260	–	–	298	2
Iraq	1,609	879	144	–	–	586	–
Israel	232	68	80	–	–	84	–
Jordan	194	94	58	–	–	42	–
Kuwait	29	11	8	–	–	10	–
Lebanon	540	314	81	–	–	145	–
Oman	3	–	1	–	–	2	–
Palestine	1	–	–	–	–	1	–
Qatar	1	–	1	–	–	–	–
Saudi Arabia	21	11	3	–	–	7	–
Syria	108	45	50	–	–	13	–
United Arab Emirates	13	3	1	–	–	9	–
Yemen	230	80	68	–	–	82	–
Middle East	4,713	2,663	757	–	–	1,291	2

Table 4 Grants of British citizenship in the United Kingdom in 1999 by previous nationality, type and category of grant

Number of persons							
Previous nationality	Total	Naturalisation		Registration			
		Residence	Marriage	Residence or relevant employment	Marriage	Minor children	Resumption
s.6(1) Sch.8	s.6(2)	ss.4(2),(5),7 Sch.8	ss.8(1), (2),(3) Sch.8	ss.1(3),1(4), 3(1),(2),(5),9 Sch.8	ss.10,13		
Remainder of Asia							
Afghanistan	116	73	3	—	—	40	—
Bhutan	1	—	1	—	—	—	—
Brunei	2	—	2	—	—	—	—
Burma	60	40	12	—	—	8	—
Cambodia	31	16	6	—	—	9	—
China	1,438	679	348	4	—	406	1
Indonesia	46	10	19	—	—	16	1
Japan	57	17	20	—	—	20	—
Laos	13	9	1	—	—	3	—
Malaysia	177	51	100	—	—	26	—
Maldives	3	—	3	—	—	—	—
Mongolia	1	—	—	—	—	1	—
Nepal	50	24	15	—	—	11	—
Philippines	1,065	418	558	—	1	88	—
Singapore	58	20	27	—	—	11	—
South Korea	51	16	19	—	—	16	—
Sri Lanka	1,731	1,155	171	—	—	402	3
Taiwan	55	15	33	—	—	7	—
Thailand	484	159	255	—	—	70	—
Vietnam	715	486	70	—	—	159	—
Remainder of Asia	6,154	3,188	1,663	4	1	1,293	5
Oceania							
Australia	899	186	223	—	—	490	—
Fiji	40	9	21	—	—	7	3
Kiribati	1	—	1	—	—	—	—
New Zealand	581	270	145	—	—	166	—
Solomon Islands	3	—	3	—	—	—	—
Oceania	1,524	465	393	—	—	663	3

Table 4 Grants of British citizenship in the United Kingdom in 1999 by previous nationality, type and category of grant

Number of persons							
Previous nationality	Total	Naturalisation		Registration			
		Residence	Marriage	Residence or relevant employment	Marriage	Minor children	Resumption
		s.6(1) Sch.8	s.6(2)	ss.4(2),(5),7 Sch.8	ss.8(1),(2),(3) Sch.8	ss.1(3),1(4),3(1),(2),(5),9 Sch.8	ss.10,13
Other							
British Dependent Territories citizens [2]	773	51	106	553	–	62	1
British Overseas citizens	851	57	14	764	–	16	–
British subjects	116	1	3	112	–	–	–
British Protected Persons	113	4	1	106	–	2	–
Nationality uncertain	306 [3]	83	34	1	–	182	6
Total	2,159 [3]	196	158	1,536	–	262	7
All nationalities	54,508 [1][3]	21,607	18,912	1,563	9	12,272	145

[1] In addition, 391 Gibraltar BDTCs were registered under section 5 of the British Nationality Act 1981.

[2] Including British Nationals (Overseas), but excluding Gibraltar BDTCs.

[3] In addition 3 stateless person was registered under section 36 of the British Nationality Act 1981.

Table 5 Other grants of citizenship by type of citizenship, 1995-99

Type of citizenship	Number of persons				
	1995	1996	1997	1998	1999
British citizenship granted in Hong Kong	25,709	5,511	3,285	2,728	726
British Dependent Territories citizenship granted in:-					
Hong Kong	29,073	201,023 ⁽¹⁾	715	—	—
Other Dependent Territories	508	526	638	617	⁽²⁾
British Overseas citizenship ⁽³⁾	3	9	14	7	—

(1) The large increase in 1996 reflected a late surge of applications for BDTC status before the deadline of 31 March 1996.

(2) Data not yet available.

(3) Granted in the United Kingdom.

EXPLANATORY NOTES

1. The British Nationality Act 1981, which came into force on 1 January 1983, reduced greatly the number of persons eligible to claim British citizenship by reason of entitlement. Certain entitlements to British citizenship were extended for a transitional period, which ended on 31 December 1987, after which time applications had to be made on discretionary grounds.

2. The nationality shown in the first column of Tables 3 and 4 is the one, or in cases of dual nationality the main one, which the person possessed immediately before acquiring British citizenship.

3. The categories shown in Tables 2 and 4 relate to the section of the British Nationality Act 1981 under which citizenship was acquired. The following is a brief summary of the provisions of the relevant sections of the Act:

s.1(3) - entitlement to registration of a minor born in the United Kingdom when one of his parents becomes a British citizen or becomes settled in the United Kingdom.

s.1(4) - entitlement to registration of a minor born in the United Kingdom who spent the first ten years of his/her life in the United Kingdom.

s.3(1) - discretionary registration of a minor.

s.3(2) - entitlement to registration of a minor less than one year old who was born outside the United Kingdom to parents one of whom was a British citizen by descent.

s.3(5) - entitlement to registration of an overseas-born minor resident in the United Kingdom, one of whose parents was a British citizen by descent.

s.4(2) - entitlement to registration of a British Dependent Territories citizen, a British Overseas citizen, a British subject or a British protected person resident in the United Kingdom.

s.4(5) - discretionary registration on the grounds of Crown Service of a British Dependent Territories citizen, a British Overseas citizen, a British subject or a British protected person.

s.5 - entitlement to registration of a British Dependent Territories citizen from Gibraltar.

s.6(1) - naturalisation of an adult by virtue of residence in the United Kingdom.

s.6(2) - naturalisation of an adult, resident in the United Kingdom, by virtue of marriage to a British citizen.

s.7 - transitional entitlement to registration (which, with minor exceptions, ended on 31 December 1987) of a Commonwealth citizen who is resident in the United Kingdom.

s.8(1) - transitional entitlement to registration (which ended on 31 December 1987) of a woman still married since before 1983 to a man who became a British citizen on commencement of the 1981 Act.

s.8(2) and 8(3) - transitional discretionary registration (which ended on 31 December 1987) of a woman married before 1983 to a man who would have become a British citizen but for his death or renunciation of citizenship.

s.9 - transitional entitlement to registration (which ended on 31 December 1988) of a minor born abroad between 1 January 1983 and 31 December 1987 who, if they had been born before 1 January 1983 and had been consularly registered, would have become a British citizen on 1 January 1983.

s.10(1) - entitlement to acquire British citizenship by a person who had renounced citizenship of the United Kingdom and Colonies before 1983.

s.10(2) - discretionary registration of a person connected with the United Kingdom who renounced citizenship of the United Kingdom and Colonies before 1983.

s.13(1) - entitlement to resume British citizenship by a person who renounced it to acquire some other citizenship.

s.13(3) - discretionary registration of a person who has previously renounced British citizenship.

s.36 - entitlement to registration of a stateless person.

Schedule 8 - any applications made before the commencement of the 1981 Act continue to be decided in accordance with the provisions of the previous nationality Acts.

4. The following symbols are used in the tables:

* not applicable

- nil

5. Statistics for the years 1962 - 1983 were published annually in "Statistics of persons acquiring Citizenship of the United Kingdom and Colonies" (for 1962-77), "Tables of persons acquiring Citizenship of the United Kingdom and Colonies" (for 1978-82) and "Tables of persons acquiring British Citizenship" (for 1983), all of which are available from The Stationery Office. Statistics for 1984 and subsequent years were published in the relevant annual Statistical Bulletin. Copies of previous bulletins, and further copies of this bulletin, are available from:

Home Office
Research Development and Statistics Directorate
Information and Publications Group
Room 201
50 Queen Anne's Gate
London
SW1H 9AT

Telephone 020-7273 2084

Enquiries about the figures should be made to:

Home Office
Research Development and Statistics Directorate
Immigration Research and Statistics Service
Room 1303
Apollo House
36 Wellesley Road
Croydon
Surrey CR9 3RR

Telephone 020-8760 8280

Press enquiries should be made to:

Home Office
Press Office
50 Queen Anne's Gate
London SW1H 9AT

Telephone 020-7273 4620

RESEARCH, DEVELOPMENT AND STATISTICS DIRECTORATE MISSION STATEMENT

RDS is part of the Home Office. The Home Office's purpose is to build a safe, just and tolerant society in which the rights and responsibilities of individuals, families and communities are properly balanced and the protection and security of the public are maintained.

RDS is also a part of the Government Statistical Service (GSS). One of the GSS aims is to inform Parliament and the citizen about the state of the nation and provide a window on the work and performance of government, allowing the impact of government policies and actions to be assessed.

Therefore -

Research, Development and Statistics Directorate exists to improve policy making, decision taking and practice in support of the Home Office purpose and aims, to provide the public and Parliament with information necessary for informed debate and to publish information for future use.