

## Liberals gain further ground

The latest poll by Decima Research shows that the Liberal Party has a 15-point lead over the Conservative Party on a national basis, and that Liberal support has been recovering somewhat in Quebec. New results peg Liberal support at 39% of decided voters nationally, compared to 24% for the Conservatives, 19% for the NDP.

- In Quebec, BQ support stands at 54% compared to 32% for the Liberals, 9% for the NDP and 5% for the Conservatives, in the last week. (Single week results for individual provinces carry relatively high margins of error, so we encourage a focus on 3-week averages, see charts. Averages for last three weeks: BQ 50%; Liberal 28%; NDP 9%; Conservative 8%.)
- In Ontario, the Liberals are at 47% of decided voters, compared to 27% for the Conservatives, and 20% for the NDP, in the last week. (Averages for last three weeks: Liberal 46%; Conservative 27%; NDP 21%; Other 5%.)

According to Decima CEO Bruce Anderson “The most notable recent movement is in Quebec where NDP, Conservative and Bloc support levels have all come off from their peaks in April and the only party with rising support right now is the Liberal Party.

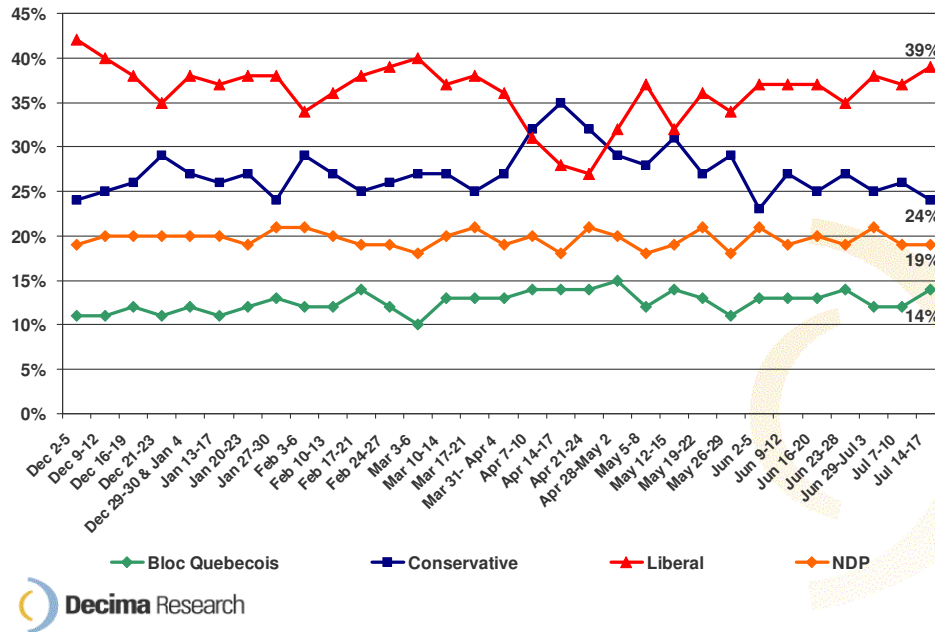
The televised Gomery hearings have ended, and more recent Parliamentary debate has centered on same sex marriage legislation. Both factors help explain the shifting ground, in Quebec. The Conservative message on the same sex law likely has sharpened their definition among some Quebecers as a socially conservative party.”

All data was collected through the Decima teleVox, a national omnibus telephone survey conducted on weekly basis. Each week, Decima teleVox surveys just over 1,000 adult Canadians, providing national results accurate to within +/-3.1% at the 95% confidence interval. This week’s data were collected from July 14th through July 17th, 2005.

### For more information:

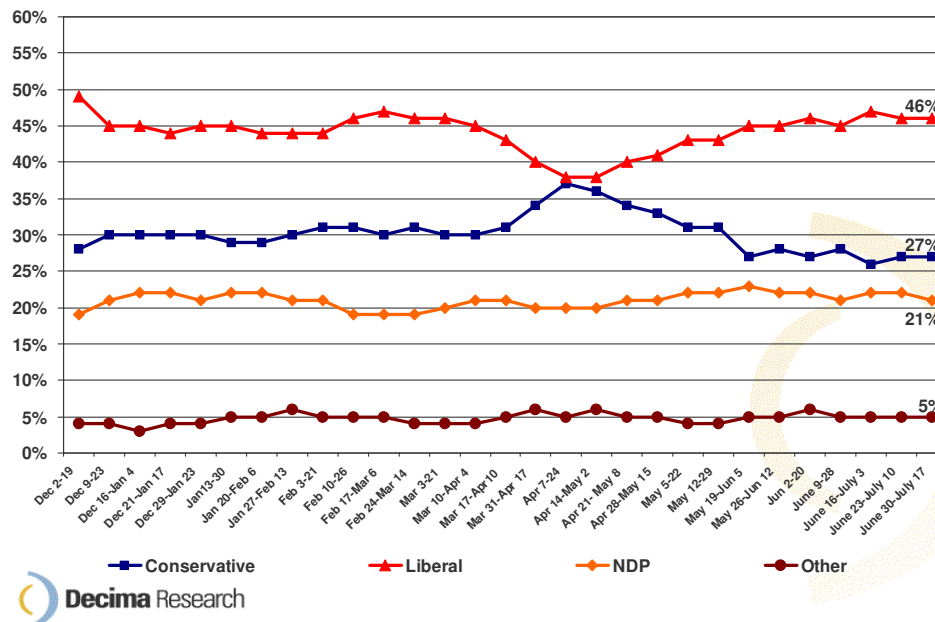
**Bruce Anderson**  
Chief Executive Officer  
Decima Research Inc.  
Tel.: (613) 230-2200  
[banderson@decima.com](mailto:banderson@decima.com)

## National Vote Intention



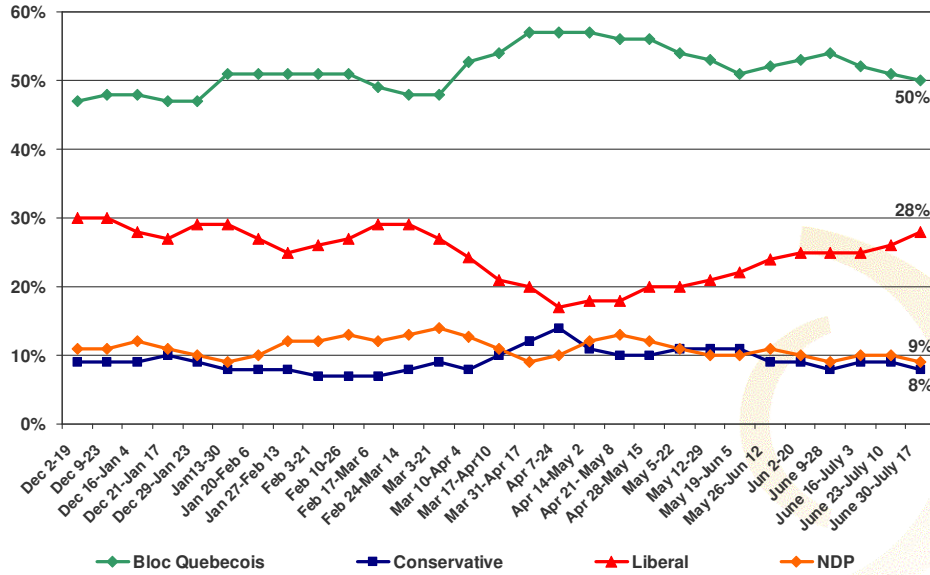
Decima Research

## Ontario Voters 3-Week Rolling Averages



Decima Research

## Quebec Voters 3-Week Rolling Averages



Decima Research