



ANGUS REID POLITICAL TRACKER

GRITS GAIN A POINT, TORIES STILL LEAD

**Conservatives at 33%, Liberals at 28%
NDP third with 19%, BQ at 9%, Greens with 8%**

**Only 29% of Canadians approve of Harper,
Dion still struggling at 14%**

Neither Harper nor Dion (40%) is Preferred PM

This release includes the results of two separate surveys:

Voting Intention - From July 13 to 18, 2007, Angus Reid Strategies conducted an online survey among a randomly selected, representative sample of 2,716 adult Canadians. The margin of error for the total sample is +2.0%, 19 times out of 20. The results have been statistically weighted according to the most current education, age, gender and region Census data to ensure a sample representative of the entire adult population of Canada. Discrepancies in or between totals are due to rounding.

Approval Questions - From July 13 to 16, 2007, Angus Reid Strategies conducted an online survey among a randomly selected, representative sample of 1,086 adult Canadians. The margin of error for the total sample is +3.0%, 19 times out of 20. The results have been statistically weighted according to the most current education, age, gender and region Census data to ensure a sample representative of the entire adult population of Canada. Discrepancies in or between totals are due to rounding.

Public Release:
National Public Opinion Poll

[VANCOUVER – Jul. 20, 2007] – Public support for Canada’s federal parties remains steady after the first weeks of the summer break in the House of Commons, an Angus Reid Strategies poll has found.

In the online voting intention survey of a representative national sample of 2,716 Canadians, 33 per cent respondents say they will cast a ballot for the governing Conservative Party in the next federal election—still below the 36.3 per cent the party generated in the 2006 ballot. In late March, support for the Tories reached 39 per cent.

The Liberals stand at 28 per cent, followed by the New Democratic Party (NDP) with 19 per cent, the Bloc Québécois with nine per cent, and the Green Party with eight per cent.

The regional breakdown shows the Tories ahead in Alberta (52%) and Manitoba and Saskatchewan (43%). The Liberals are leading in Atlantic Canada (39%) and British Columbia (32%).

In Ontario, the two main federal parties are virtually even (34% for the Tories, 33% for the Grits), with the NDP at 20 per cent, and the Greens with four per cent. In Quebec, the Bloc is first (36%), followed by the Conservatives with 27 per cent, and the Liberals with 16 per cent.

Among Canadians aged 18-34, the Liberals hold the upper hand with 28 per cent, followed by the Conservatives and the NDP each with 24 per cent. The governing Tories lead the Grits among Canadians aged 35-54 (32% to 27%) and Canadians aged 55+ (42% to 28%).

A separate Angus Reid Strategies survey looked at the way voters feel about the country’s two main political leaders. At the start of his tour of Latin America and the Caribbean, the public’s perception of the Prime Minister remains low.

Only 29 per cent of respondents approve of the way Stephen Harper is handling his duties—two points below his total in last month’s poll—and only 11 per cent of Canadians say their opinion of the Prime Minister actually improved over the course of the past four weeks.

While 31 per cent of men rate Harper’s performance in a positive light, fewer women (28%) concur. Atlantic Canada (23%) and British Columbia (19%) are particularly unconvinced by the Prime Minister.

Despite the drop for Harper, the struggles for the country’s opposition leader continue. Only 14 per cent of Canadians approve of the performance of Liberal leader Stéphane Dion, and just seven per cent report an improvement.

Public Release:
National Public Opinion Poll

A majority of male respondents (51%) and Albertans (55%) disapprove of the Liberal leader's performance. However, in Dion's home province of Quebec, negative views stand at 41 per cent, compared to 51 per cent in June.

The two main party leaders are ineffective when Canadians are asked which one of them would make the best Prime Minister. Neither (40%) is still the favourite answer, while Harper stands at 33 per cent—unchanged since last month—and Dion at 14 per cent, down three points.

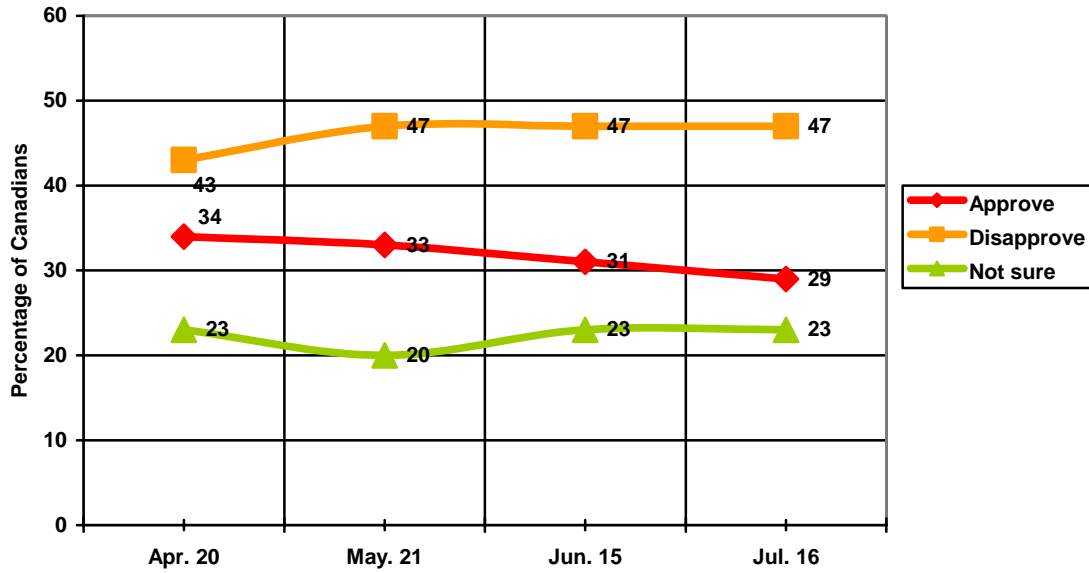
In addition, 81 per cent of respondents who cast a ballot for the Tories in 2006 think Harper is the best person for Canada's top political job, while only 29 per cent of Liberal voters believe Dion is presently ready for 24 Sussex.

In all, 38% of Canadians think the country is on the right track.

Related polls: **Gender gap grows over Afghan Mission (July 16, 2007)**
<http://angusreidstrategies.com/index.cfm?fuseaction=news&newsid=83>

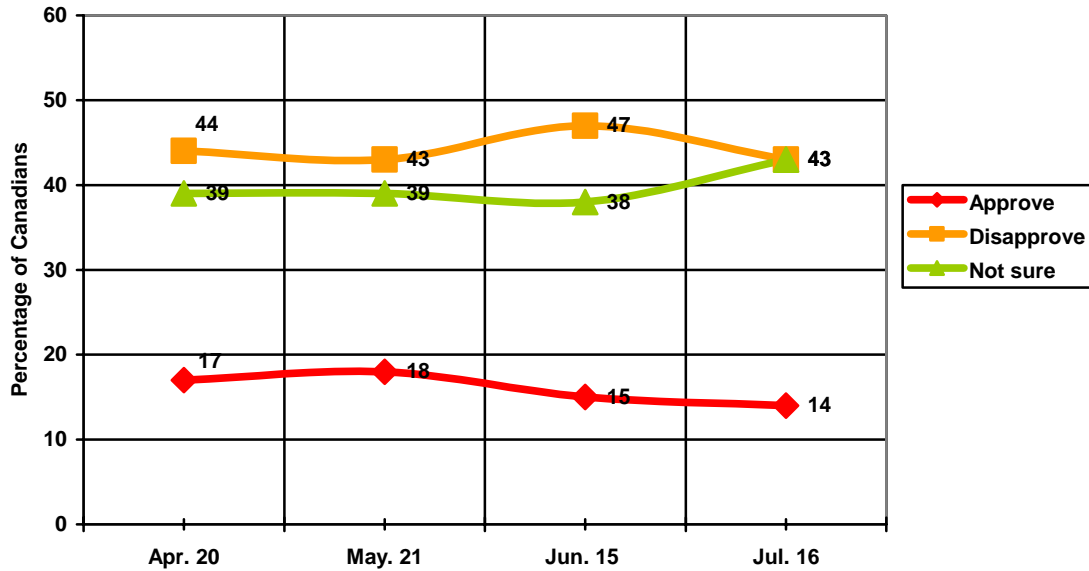
Conservatives drop, Liberals gain (May 24, 2007)
<http://angusreidstrategies.com/index.cfm?fuseaction=news&newsid=57>

Do you approve or disapprove of Stephen Harper's performance as prime minister?



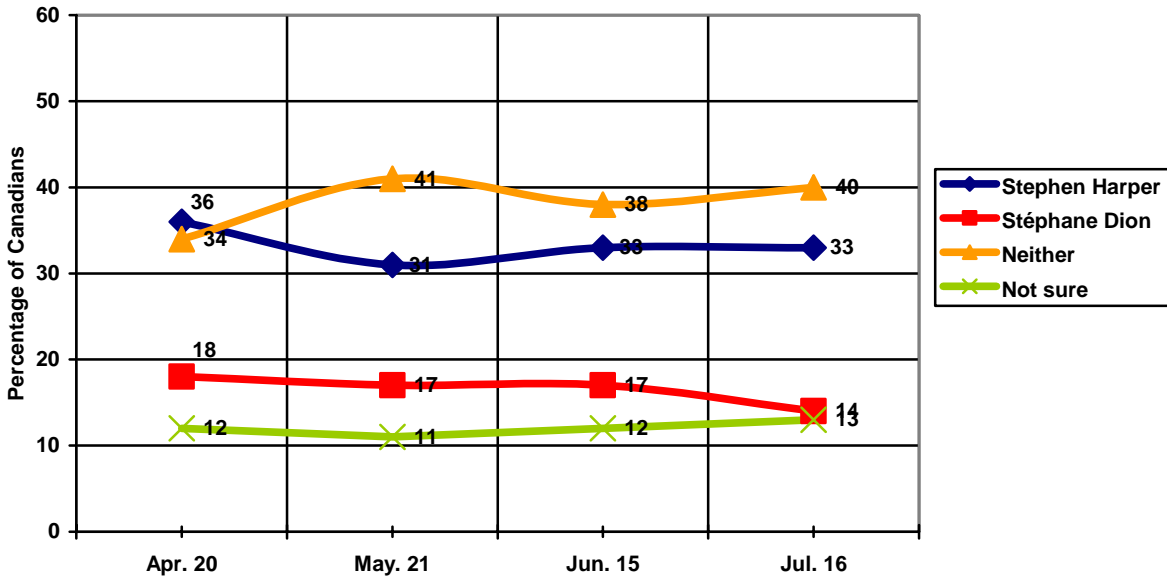
	Apr. 20	May 21	Jun. 15	Jul. 16
Approve	34%	33%	31%	29%
Disapprove	43%	47%	47%	47%
Not sure	23%	20%	23%	23%

Do you approve or disapprove of Stéphane Dion's performance as leader of the opposition?



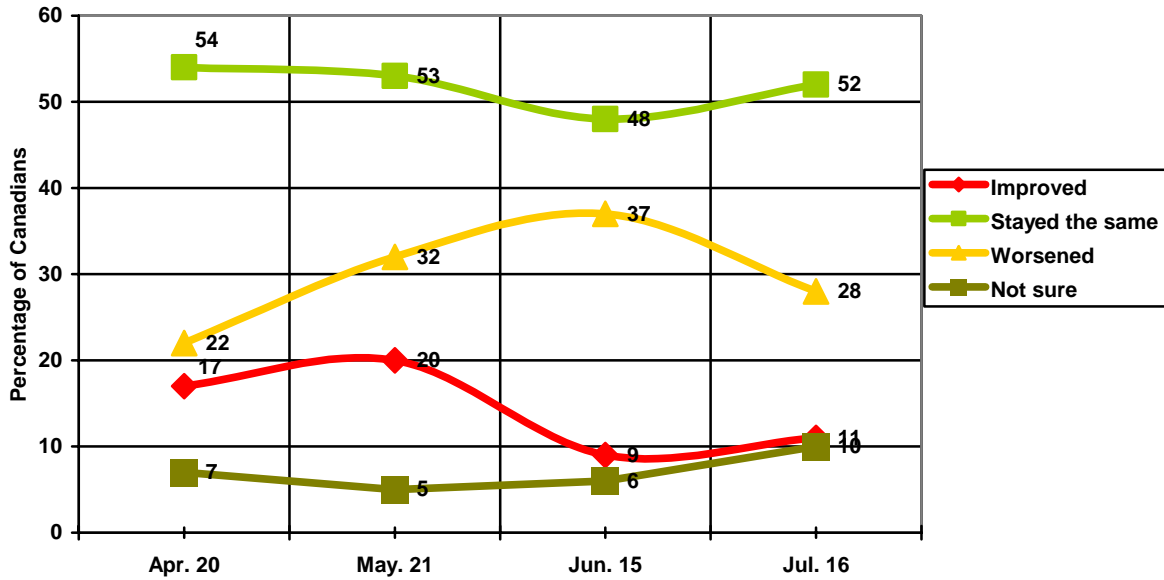
	Apr. 20	May 21	Jun. 15	Jul. 16
Approve	17%	18%	15%	14%
Disapprove	44%	43%	47%	43%
Not sure	39%	39%	38%	43%

Which of these two leaders would make the best prime minister of Canada?



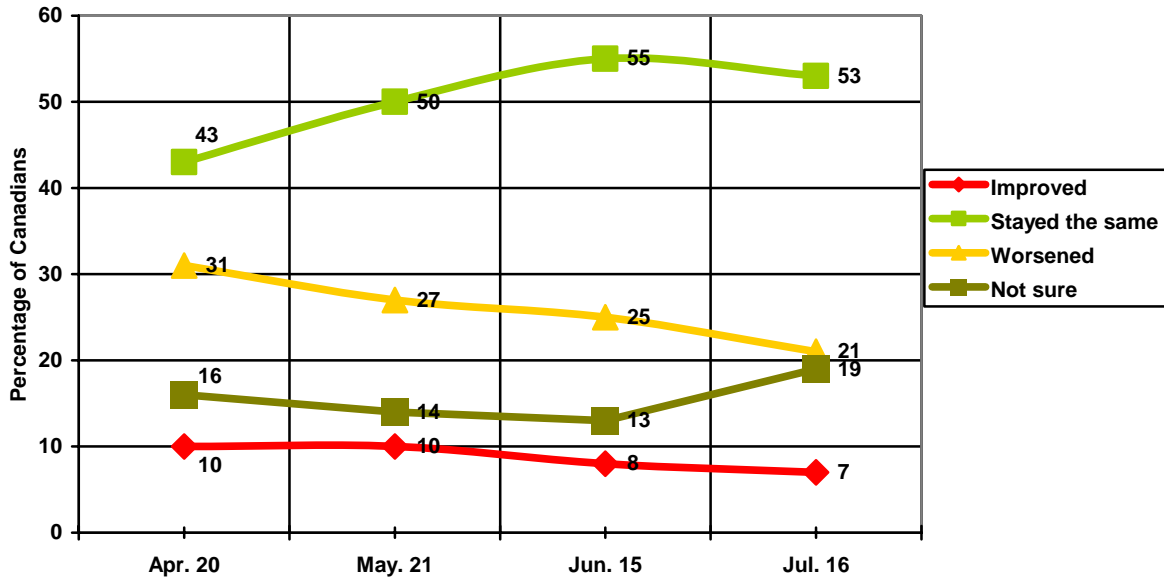
	Apr. 20	May 21	Jun. 15	Jul. 16
Stephen Harper	36%	31%	33%	33%
Stéphane Dion	18%	17%	17%	14%
Neither	34%	41%	38%	40%
Not sure	12%	11%	12%	13%

**Over the course of the past month, would you say
your opinion of Stephen Harper has
improved, stayed the same or worsened?**



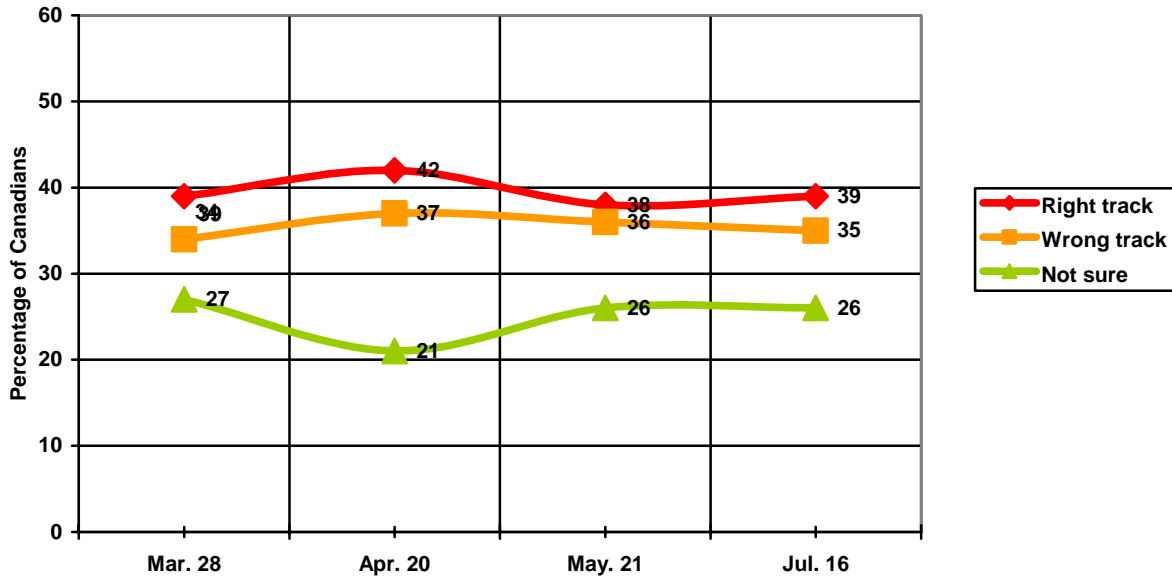
	Apr. 20	May 21	Jun. 15	Jul. 16
Improved	17%	20%	9%	11%
Stayed the same	54%	53%	48%	52%
Worsened	22%	32%	37%	28%
Not sure	7%	5%	6%	10%

**Over the course of the past month, would you say
your opinion of Stéphane Dion has
improved, stayed the same or worsened?**



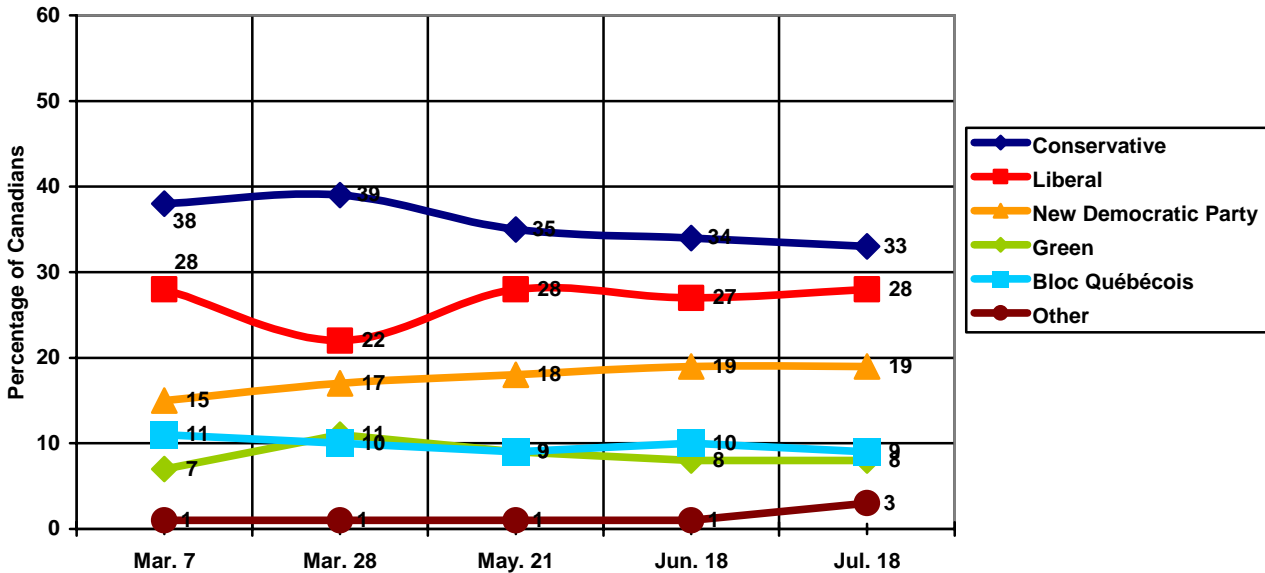
	Apr. 20	May 21	Jun. 15	Jul. 16
Improved	10%	10%	8%	7%
Stayed the same	43%	50%	55%	53%
Worsened	31%	27%	25%	21%
Not sure	16%	14%	13%	19%

Overall, do you think Canada is headed in the right track, or the wrong track?



	Apr. 20	May 21	Jun. 15	Jul. 16
Right track	39%	42%	38%	39%
Wrong track	34%	37%	36%	35%
Not sure	27%	21%	26%	26%

If a federal election were held tomorrow, which one of the following parties would you vote for?



	Mar. 7	Mar. 28	May 21	Jun. 18	Jul. 18
Conservative	38%	39%	35%	34%	33%
Liberal	28%	22%	28%	27%	28%
New Democratic Party	15%	17%	18%	19%	19%
Bloc Québécois	11%	10%	9%	10%	9%
Green	7%	11%	9%	8%	8%
Other	1%	1%	1%	1%	3%

PROVINCIAL BREAKDOWN - JUL. 18

	BC	Alta.	MB/SK	ON	PQ	Atl.
Conservative	27%	52%	43%	34%	27%	25%
Liberal	32%	23%	26%	33%	16%	39%
New Democratic Party	28%	14%	26%	20%	12%	25%
Bloc Québécois	--	--	--	--	36%	--
Green	8%	10%	4%	9%	5%	10%
Other	3%	3%	--	2%	4%	1%

Angus Reid Strategies is a North American full-service polling and market research firm which is a leader in the use of the Internet and rich media technology to collect high-quality, in-depth insights for a wide array of clients. Dr. Angus Reid and the Angus Reid Strategies team are pioneers in online research methodologies, and have been conducting online surveys since 1995. Located in Vancouver, Calgary, Toronto, and Montreal, our team of specialists provides solutions across every type and sector of research.

Angus Reid Strategies polls are conducted using the Angus Reid Forum online panel (www.angusreidforum.com), which is recruited via an industry-leading process that incorporates a randomized, widespread invitation approach and a triple opt-in screening procedure. The panel is maintained through state-of-the-art sampling techniques and frequent verifications of personal identity, contact information, and demographic characteristics. This premier online survey platform presents respondents with highly visual, interactive, and engaging surveys, ensuring that panel members provide thoughtful and reliable responses.

Angus Reid Strategies has been successful in predicting the outcome of this year's provincial elections in [Quebec](#) and [Manitoba](#).

More information on the way Angus Reid Strategies conducts public opinion research can be found at http://www.angusreidstrategies.com/uploads/pages/pdfs/ARS.ARF_WHITE_PAPER.pdf

- 30 -

**For more information, please contact
our spokesperson listed in the footnote.**

**Copies of this poll are available on our website:
www.angusreidstrategies.com**