

**CONCACAF  
2004  
Men's Pre-Olympic  
Tournament  
Technical Report**



**CONCACAF 2004  
Men's Pre-Olympic Tournament  
Technical Report**

**Table of Contents**

President Jack Warner's Message .....	3
Overall Analysis .....	5
Interesting Facts and Figures .....	5
Technical and Tactical Observations .....	6
Sophisticated Tactics .....	6
Flexible formations .....	6
The Goals .....	6
General Play .....	7
Set Plays.....	7
Goals to Remember.....	8
Interesting Observations.....	8
A Special Team .....	8
Interesting Stats .....	8
Team Analysis.....	9-25
Canada .....	10-11
Costa Rica .....	12-13
Honduras .....	14-15
Jamaica .....	16-17
Mexico .....	18-19
Panama.....	20-21
Trinidad & Tobago .....	22-23
USA.....	24-25
Final Statistics .....	27-33
Final Standings.....	28
Match Summaries .....	29-31
Goal Statistics.....	32-33
All-Tournament Team .....	33
Match Officials.....	33
The Final Word .....	34

## President Jack Warner's Message



I have said before that each Technical Report is the final act in the story of each tournament - the preparation, the team selection, the games and then the Technical Report, to share all valuable information among those concerned with the playing of the game in our Confederation.

Each Technical Report, however, can also be seen as the first act in the story of the next tournament as it surely should be in this particular case.

CONCACAF'S two contenders in the Olympic of Sydney, 2000 - the USA and Honduras - fell at the semi final stage of the qualifying tournament in Guadalajara and thus it was the host nation, Mexico, and the Ticos of Costa Rica who continued on the road to Athens.

The US defeat, conceding many goals, including a 4-0 drubbing by Mexico, was particularly surprising, given the overall progress of US soccer, but it highlighted one important fact.

While the Olympic men's football tournament is for players Under 23, it is normally widely understood that almost all Under 23 Olympic players are professionals, seasoned in league play for many years and, in many cases, regular players in their full national teams.

The US, however, gave the opportunity to a large number of young, untried players, and suffered as a result. Study of this Technical Report may thus be of great advantage as the US, and our other contenders, begin to look ahead to Beijing 2008.

Regards,

A handwritten signature in black ink, appearing to read 'Jack Warner'. The signature is written in a cursive style with a prominent initial 'J'.

Jack Warner  
President, CONCACAF



# Overall Analysis

Mexico and Costa Rica qualified for the 2004 Summer Olympics as result of their performances in the final qualifying tournament held in Guadalajara, Mexico. The *Tricolores* and the *Ticos* emerged victorious against two competitive teams from the USA and Honduras in the all important semifinal games with the host country narrowly defeating their Central American rivals with a golden goal penalty kick winner in the final game.

Mexico gave an impressive performance in their 4:0 semifinal win over the USA in front of a very partisan 60,000 crowd in the Estadio Jalisco. The other semifinal was a much closer affair with the well organized Costa Rican defence inspired by goal keeper Adrian De Lemos, the foundation for their 2:0 win.

## Surprise performances in Group A:

In Group A the USA and Honduras were the top two teams with the USA gaining the top spot when both teams clashed in the final game after both had secured their positions in the semifinals with unbeaten records. In fact both coaches fielded weakened squads in that game to give an extra days rest to their key players before the all important semifinals. It resulted in a seven goal feast with US striker Alecko Eskandarian scoring a well taken hat trick and Honduras scoring two of its three goals from the penalty spot. Panama finished in third spot after its first ever victory in a final Olympic Qualifying tournament over the disappointing Canadian squad. The *Canaleros* also surprised many observers with their remarkable second half comeback to score three unanswered goals in their opening game against USA, only to lose out to a Bobby Convey goal late in the game.

## Group B goes according to form:

There were no problems for Mexico and Costa Rica in Group B with both registering easy victories over Caribbean opponents from Trinidad & Tobago and Jamaica. The two CONCACAF powerhouses finished all square in the final group game with Costa Rica claiming the top spot on goal difference. Trinidad and Tobago had stunned the home fans with a remarkable goal in the opening game against Mexico but it would be the only goal that the two CFU teams would score against their much stronger opponents. The *Soca Warriors* claimed the third spot edging the *Reggae Boyz* 2-1 in the final game.

## A disappointing tournament for Northern rivals:

It was to be a disappointing tournament for two of the teams from the Northern Zone, USA and Canada, but it was only to be expected. The US squad made uncharacteristic defensive errors con-

ceding 11 goals in their five games while Canada had problems at the other end of the field only scoring one goal in their three games

In the final analysis Mexico and Costa Rica will be worthy representatives for the CONCACAF region in Athens.

## Interesting Facts and Figures

### Oldest and Youngest

- The oldest player in the tournament-Kari Stephenson of Jamaica (23 years 1 month)
- The youngest player in the tournament Eddie Gaven of the USA (17 years 3 months)

### Actual Playing Time

Average after 16 games: 55 minutes 45 seconds.  
(2000 Olympics average: 60 minutes 23 seconds)

### Fair Play Please!

- Trinidad & Tobago averaged 8 fouls a game and had the lowest number of cards (4)
- Costa Rica and USA averaged 16 fouls a game
- Costa Rica were the only team not to receive a red card.

### On the Subject of Records

Mexico have an unbeaten streak of 21 games in CONCACAF Under 23 qualification

- the last defeat (0-3) vs the USA on April 26th, 1992
- USA fielded teams in 19 consecutive FIFA Outdoor World Championships prior to this tournament
- had the most appearances in the Olympics (12)
- and had made five consecutive trips to the summer games since 1984

### A Special Anniversary

The Estadio Jalisco celebrated its 44th anniversary on January 31st 2004. It has been utilized in two FIFA World Cup Tournaments (1970 and 1986) and has been the setting for many memorable games and performances; Brazil-France quarter final in 1986, and; June 7th 1970, Brazil v England, and the Gordon Banks save from Pele.

### No Place Like Home

Mexican Technical Director Ricardo LaVolpe formerly coached Atlas one of the two teams who play their home games in the Estadio Jalisco along with "Chivas " CD Guadalajara. Six members of the victorious Mexican team were also playing "at home". Jose Corona, Gerardo Espinoza, Jaime Duran and Juan Garcia (Atlas) and Francisco Rodriguez and Luis Sandoval (Chivas)

### A Special Birthday Present

Honduran goal keeper Donis Escobar celebrated his 23rd birthday with a win over Canada and Mexican captain Diego Martinez celebrated his 23rd birthday three days after the win over Costa Rica.

## An Amazing 18 Minutes

- 52 :00 USA 3 PANAMA 0  
52 :16 Goal by Jose GARCES after long through ball. USA 3 PANAMA 1  
56:18 Goal by Luis HENRIQUEZ great 25 yard shot USA 3 PANAMA 2  
58:33 Goal by Alecko ESKANDARIAN disallowed for offside  
62:06 Great save by D.J. COUNTESS from TEJADA shot  
70:04 Goal by Jose GARCES following individual run USA 3 PANAMA 3

## A Lucky Uniform

Ricardo LaVolpe wore his lucky uniform during the tournament, a navy blue jacket, white shirt and red tie. He had also worn a lucky dragon tie (in the year of the dragon) when the *Tricolores* won the 2003 Gold Cup.

## Technical and Tactical Observations

The top two teams, with regard to the technical skills of the players and the tactical application in the overall organization of the team, qualified for the Olympic Games.

Mexico and Costa Rica both showed that there is no substitute for skill with players exhibiting a wide range of technical skills in all areas of the field. Players were always comfortable on the ball with their first touch control and passing ability to maintain team possession. There was also the all important balance in the mid field areas of the field between the "artists" and "artisans". The artists were players such as Mexico's dynamic duo, Diego Martinez, Luis Perez and the talented Costa Rican captain Jose Lopez, who were all capable of initiating attacking with their overall skill, vision and work rate. In contrast the artisans were those players in a more defensive role who impressed with their ball winning ability, their movement off the ball and tracking ability.

Sergio Ponce, Mario Perez and Gerardo Espinoza of Mexico as well as Costa Rica's Pablo Brenes all impressed in this department for the top two teams.

## Sophisticated tactics and the Tango

The top teams also exhibited a lot of tactical sophistication. Mexican Technical Director Ricardo La Volpe utilized his players in a 5-3-2 "mother system" as the foundation. The wingbacks Ponce and Perez retreated well to provide depth and balance in defence and both were key elements in the transition into both attack and defence. Overall

attacking play used the full width of the field with the movement involving Diego Martinez and Luis Perez, especially with the wing backs, making it difficult for opposing defenders. Attacks often resulted in four players in the attacking line of a 3-3-4 formation.

Interesting to note that LaVolpe used the example of the accordion, an important instrument in tango music from his native Argentina, to emphasize to his players the need to open and close the field depending on who has possession of the ball. It certainly resulted in some beautiful music in the USA game.

## Flexible Formations

Mexico, like Costa Rica, on occasion reverted to a 4-4-2 formation notably in the U.S. game and the *Ticos* used a similar formation in the game against Mexico. Costa Rican coach Rodrigo Kenton however utilized a flexible 3-5-2 in most of his games with the strength of his team being its 5-3-2 organisation in defence. It was a difficult team to break down as evidenced by the fact that it only conceded two goals in five games, one of those being the golden goal winner on a penalty kick in the final against Mexico.

Honduras and the USA also exhibited good overall team shape and organization in their team play but suffered because of individual mistakes usually in defensive areas of the field. Honduras used an interesting variety of formations based on the state of the game and the opponent with Jerry Palacios often operating as a lone striker. USA relied a lot on the attacking talents of Landon Donovan, Bobby Convey and DaMarcus Beasley in their flexible 4-4-2 formation.

The teams that were eliminated in group play all lacked tactical organization as well as a core group of players with the required technical skills. It was especially noticeable with regard to the all important movement of players both on and off the ball to maintain team shape in both attack and defence. Support play was also limited which resulted in a lack of possession in many of their games.

## The Goals

Fifty-three goals were scored in the 16 games making it the highest scoring final qualifying tournament. The average of 3.44 goals per game ranked higher than the 3.2 average in Edmonton 1996 (48 goals in 15 games) and the 2.5 average in Hershey 2000 (25 goals in 10 games)

The top four teams, with the exception of Honduras, all averaged at least two goals a game as did Panama who scored 6 goals in 3 group games.



Panama and Honduras were both involved in the two high scoring games against the USA in which 14 goals, over 25% of the total goals, were scored.

The overall attacking play resulted in some excellent goals being scored and the quality was further reflected in the fact that the 53 goals came from 388 goal attempts (14%). Tournament champions Mexico scored their 13 goals from 94 goal attempts (14%) runners up Costa Rica 10 goals from 60 goal attempts (17%) with the USA having the best average 11 goals from 43 goal attempts (26%) that's one in four shots resulting in a goal which is an impressive statistic.

## General Play

Thirty-eight goals came from open play with 15 the result of flank play and 17 goals coming from combined play and actions in the centre of the field. Six goals came courtesy of a solo performance with no better example than the individual run and clinical finish by Panamanian striker Jose Garces that resulted in the dramatic equalizer in the game against the USA. Interesting to note that several of the individual efforts resulted from mistakes in the defending third of the field or from rebounds off the goal keeper or defenders.

Goalkeeping mistakes were also punished in several games but overall the standard of goal keeping was good with the 141 saves and 87 interceptions a fair reflection of the quality of the custodians. The goal keeper may not be able to win the game by scoring goals but he can by his efforts keep his team in the game or keep the score down in a one sided contest. There was no better example than the 16 saves and 8 interceptions by the overworked Jamaican goal keeper Richard McCallum in the game against Mexico when he faced 29 shots. Costa Rica also owe a debt of gratitude to Adrian De Lemos who made 21 saves in the final two games of the tournament-performances that resulted in a trip to the Olympics and his selection as the goal keeper for the All Tournament Team.

No goal keeper in the world however would have been able to stop two remarkable shots. The stunning strike by Devon Mitchell (Trinidad & Tobago) was one of only two goals conceded by Mexico and the superb shot by Luis Henriquez was part of the remarkable comeback by Panama in the seven goal thriller against the USA.

First time shots were also effective with no better examples than Emil Martinez's only goal of the game against Canada and another fine left footed shot that resulted in a well taken goal by Alecko Eskandarian for the USA against Honduras ; one of four that he scored against Honduras. Overall 19 of

the 41 goals scored in open play came from the left foot.

Mexico and the USA were the most effective teams in opening up defences with combined plays and penetrating passes. The second goal by Mexico against Trinidad and Tobago came courtesy of some excellent movement involving Luis Perez and goal scorer Mario Perez whilst Landon Donovan was involved in two well crafted goals against Panama and Canada. DaMarcus Beasley set him up for his goal against Panama whilst it was his vision and passing ability combined with the movement off the ball and finishing by Bobby Convey that resulted in the well taken goal against Canada.

The USA team also demonstrated some good movement in the penalty area to score following deep crosses to the far post but no team in tournament was able to compare to the eventual champions in this department. Mexico delivered 142 cross balls in their five games that resulted in 29 headed goal attempts and three goals. The incisive runs and crosses by Diego Martinez proved to be a factor in all their games and resulted in two assists for headed goals against Trinidad and Tobago and the USA and a clinical shot for the second goal in the all important semifinal game. Overall a total of 445 crosses were played into the penalty area in the 16 games with 15 goals resulting from these crosses.

The quality was lacking in many teams and all too often balls were played into areas that were easily defended by the goal keeper and his team mates. On several occasions low crosses played with swerve and in behind defenders were not accompanied by quality runs by attacking players into the areas in front of the goal.

## Set Plays

Fifteen goals in the tournament came from standard situations (set plays), six the result of penalty kicks, six from free kicks and three from corner kicks. Mexico took by far the most corner kicks of all the teams, 53 out of a total of 166, and produced a variety of options that caused problems for defenders. It was especially evident in the opening two games when a goal resulted from a corner kick in each of the games against Trinidad and Tobago and Jamaica. In general teams defended well against corner kicks but it was still interesting to note that the Costa Rican goal in the group game against Mexico came when Junior Diaz took advantage of poor marking to score with a well placed header into an unguarded goal with no defenders covering the posts.

Teams in general were also well organized on free kicks although Honduras did make key mistakes

that resulted in goals being scored by the USA and Costa Rica. In contrast Honduran striker Emil Martinez scored with a magnificent shot in the game against Panama. Penalty kicks proved to be decisive in several games. Mexico's Diego Martinez scored the golden goal winner against Costa Rica in the final and Silvio Spann's well placed shot was the winner for Trinidad and Tobago against Jamaica. Honduras were the penalty kick team of the tournament. The *Catrachos* had four in regulation time, missed against Canada but scored all three against US goal keeper Doug Warren in two games and four more in the penalty kick shootout against the same goal keeper.

## Goals To Remember...

1. Devon MITCHELL Trinidad & Tobago (v Mexico)  
Superb right foot shot from the corner of the penalty area
2. Luis HENRIQUEZ Panama (v USA)  
Superb left foot shot from the corner of the penalty area
3. Emil MARTINEZ Honduras (v Panama)  
30 yard free kick over the wall
4. Bobby CONVEY USA (v Canada)  
Great combined play with Landon Donovan
5. Diego MARTINEZ Mexico (v USA)  
Well placed angled shot over the goal keeper

## ...and Saves

1. D.J. COUNTESS USA (v Panama)  
Flying save to prevent a fourth goal
2. Richard McCULLUM Jamaica (v Mexico)  
Close range save late in the game  
(one of sixteen in the game)
3. Andrew OLIVIERI Canada (v Panama)  
Great double save in the second half
4. Adrian DE LEMOS Costa Rica (v Honduras)  
Reaction save from close range header when score was 1-0
5. Donis ESCOBAR Honduras (v USA)  
Key saves in penalty kick shoot out

## Interesting Observations

- 8 goals were scored inside the goal area (15%)  
2000 Olympics (20%)
- 17 goals were scored between the goal area and the penalty spot (32%) 2000 Olympics (36%)
- 12 goals were scored between the penalty spot and the edge of the penalty area (23%)  
2000 Olympics (20%)
- 10 goals were scored outside the penalty area (19%) 2000 Olympics (12%)
- 6 goals were scored from penalty kicks (11%)

2000 Olympics (12%)

- 14 (26%) of all goals were scored between the 16-30th minute

## A Special Team

An important team assembled one hour before the start of every game in the tournament but it would have no effect on the final result. Jorge Arturo Silva Teran and his team would however at half time and at the end of every game provide a comprehensive list of statistics using their lap tops, printers and internet connections.

Teran, who has worked for the Federacion Mexicana de Futbol since 2001, is responsible for all the final statistics of games in Division 1, 1a and 2a in the Mexican League as well as international games. This time around his team would be providing all the relevant information not only for the media but also for the CONCACAF Technical Study Group.

Team Teran\* does not just provide the typical statistics of shots on goal, offsides, fouls etc but also more extensive details about the giveaways, tackles, long passes and other relevant aspects of the game that ultimately will be of use to teams, players and technical personnel. All the actions are logged in the computer along with a chronological outline of all the events in the game and even individual profiles of the actions of each of the players. It makes for fascinating reading and it is fact not fiction!

## Some Interesting Statistics From Guadalajara 2004

Recovery of the ball /tackles - most (38) Mexico (v USA) least (8) Jamaica (v Mexico)

Switch plays - 55 in the USA v Honduras game.

Giveaways/Lost balls - most (44) Honduras (v Canada) least-(15) Trinidad and Tobago (v Mexico)

Passes in defence - (23) USA (v Honduras)

Long passes- Mexico made 156 in 5 games (74 % success rate -same as Panama)

Ball went out of play an average of 75 times/game

*"Team Teran": C.P. Jorge Arturo Silva Teran, Juan Manuel Martinez, Alejandro Sanchez Saldana, Ricardo Velasco Sanchez, Diego Silva Sanchez*



**CONCACAF  
2004  
Men's Pre-Olympics  
Tournament  
Team Analysis**

## 2004 Olympic Qualifying

# Canada



Canada were hoping to return to the Olympics for the third time after a 20 year absence. Bruce Twamley's squad had easily outscored the US Virgin Islands 24:0 in the first qualifying round but found El Salvador a lot more difficult opponent in the next round advancing to the final round only on penalty kicks after two closely contested games. The squad was bolstered by the addition of a core group of players who had represented Canada so well in the FIFA World Youth Championship in the United Arab Emirates. Unfortunately Twamley was missing the services of talented striker Iain Hume as well as Mike Klukowski who were not released by their clubs in Europe. The team had held a preparation camp in Florida but several players were lacking match fitness because of it being the off season for their clubs and universities.

Canada utilized a 4-4-2 formation in the opening game but then switched to a more flexible 3-4-3 in the remaining games. Andrew Olivieri started in goal in all three games and impressed with his calm composed play and shot stopping ability. It earned him a well deserved honorable mention on the All Tournament team. In front of him Victor Oppong, Adam Braz and Chris Pozniak were steady defenders who were strong in the air but sometimes had difficulties dealing with fast mobile attackers.

The four man midfield consisted of a variety of players and combinations. The players were hard working especially in defence but were limited in an attacking role. The situation was not helped by the fact that midfield playmaker Julian De

Guzman was only released by his Bundesliga club to play in the opening game and the team lacked an adequate replacement. Atiba Hutchinson, who had done so well in the World Youth Championship, was the most effective player especially as a defender in the final game. Flank play was limited, despite the efforts of the hard working and competitive Rocco Placentino, as was the overall attacking play.

The tall well built Robert Friend was the most effective attacker, scored the team's only goal against Panama in the final game but suffered from a lack of support. The fact that the team only had 21 goal attempts in the three games with only seven on target is testimony to the problems in scoring goals.

Overall a disappointing tournament for the team from the land of the Maple Leaf but they were competitive in all three games despite the unsettled lineups. The opening defeat against the talented Honduran squad was only decided by a well taken goal, the US game was, as always, closely contested and there was nothing at stake in the final game against Panama. Twamley can take some consolation from the performances of Olivieri and Hutchinson as well as the competitive experience for the nucleus of players from the youth team.

### System of Play:

4-4-2 in the opening game and switched to a flexible 3-4-3 in the remaining games.

### Strengths:

- Competitive attitude
- Aerial play in defence
- Goalkeeping

### Weaknesses:

- Overall team shape in attack and defence
- Attacking play (only one goal in three games and seven attempts on target)
- Technical skills of some players
- Lack of any creative play

### Outstanding players:

1. OLIVIERI - Goalkeeper impressive shot stopping
8. PLACENTINO - Hard working midfielder
13. HUTCHINSON- Tall talented defender/Midfielder

### Oldest player:

Justin Thompson, 23 years 1 month

### Youngest player:

Sita Taty Matondo, 19 years 1 month



# Canada

*Technical Director/Director Técnico:*

Bruce TWANLEY

*Assistant Coach/Asistente Técnico:*

Mark WATSON

<u>No.</u>	<u>Name/Nombre</u>	<u>Pos.</u>	<u>DOB/FDN</u>	<u>Club</u>
1	Andrew Olivieri	GK	27.03.1981	Montreal Impact
2	Adam Braz	DF	07.06.1981	Montreal Impact
3	Winston Marshall	DF	26.02.1983	Wright State University/USA
4	Victor Oppong	DF	04.09.1981	FC Saarbrucken/GER
5	Chris Pozniak	DF	10.01.1981	Orebro SK/SWE
6	Tam Nsaliwa	MD	28.01.1982	SSV Jahn Regensburg/GER
7	Chris Williams	MD	01.06.1981	Montreal Impact
8	Rocco Placentino	MD	25.02.1982	US Avellino/ITA
9	Kevin Harmse	DF	04.07.1984	Tromso/NOR
10	Julian DeGuzman	MD	25.03.1981	Hannover 96/GER
11	Robert Friend	AT	23.01.1981	Moss FK/NOR
12	David Masciantonio	MD	17.12.1981	A.C. Isola Liri/ITA
13	Atiba Hutchinson	MD	08.02.1983	Osters IF/SWE
14	Stephen Ademolu	AT	20.11.1982	Cleveland State University/USA
15	Joshua Simpson	MD	15.05.1983	University of Portland/USA
16	Elliott Godfrey	AT	22.02.1983	Watford FC/ENG
17	Sita-Taty Matondo	MD	28.12.1984	Montreal Impact
18	Justin Thompson	DF	09.01.1981	Bury FC/ENG
19	Mathieu Savaria	MD	14.05.1981	Fairleigh Dickinson University/USA
22	Alim Karim	GK	20.04.1983	Syracuse University/USA

## 2004 Olympic Qualifying

# Costa Rica



Costa Rica were hoping that it would be third time lucky after two previous appearances in the Olympic Games in 1980 and 1984. The prospects looked good for Rodrigo Kenton and his squad especially after scoring a record 33 goals in the four qualifying games against Belize and Guyana. The team had undergone a comprehensive preparation period that included altitude training at Alta Vista and two exhibition games in Cartago. Kenton was also encouraged by the fact that, unlike some of the other teams, he had encountered no problems with regards to the release of players from their clubs. There were no major injury problems although talented attackers Alvaro Saborio and Winston Parks were not match fit at the start of the tournament.

Kenton utilized a flexible 3-5-2 formation adapting to the opposition and the state of the game as required with the strength of the team being its defensive organization. Adrian De Lemos started in goal in all five games and was to be a key figure in the success of the team with his outstanding play in the final three games. In front of him Pablo Salazar was a calm and efficient sweeper behind the marking backs Jose Villalobos and the talented Michael Umana who, along with his goalkeeper, was selected to be a member of the All Tournament team. Team captain Jose Lopez also made that team because of his playmaking skills and positional play in a defensive central midfield role. He was well supported by Pablo Brenes and Warren Granados in the central areas of the midfield.

Roy Myrie and Junior Diaz worked hard on the flanks and both scored key goals. Myrie with two opportunistic goals in the opening win over Jamaica and Diaz with his header off a corner kick in the group game against Mexico. The team usually utilized a controlled build up through the midfield but the transition was sometimes too slow and predictable and the finishing could have been better despite scoring 10 goals in the five games. The fast and mobile Erick Scott was the most effective attacker scoring two well taken goals with the talented Alvaro Saborio and Winston Parks combining for three goals despite a lack of match fitness.

Overall it was an excellent tournament for the *Ticos* with the fact that they only conceded two goals in the five games testimony to the defensive abilities of Adrian De Lemos and his team mates. Two closely contested games against the eventual champions, with the final game being decided by a controversial penalty kick, and the all important win over Honduras to clinch the spot in Athens. It was fitting reward for the well coached, fit and organized squad.

### **System of play:**

Flexible 3-5-2 with Salazar (3) sweeper and Lopez (8) defensive central midfielder.

### **Strengths:**

- Technical skills of players
- Team shape and organization especially in defence
- Fitness
- Goal keeping

### **Weaknesses:**

- Limited attacking play

### **Outstanding players:**

1. DE LEMOS - Outstanding goal keeper. Member of All Tournament Team
3. SALAZAR - Calm, composed sweeper
5. UMANA - Tall, talented defender. Member of All Tournament Team.
7. SCOTT - Fast, mobile attacker
8. LOPEZ - Midfield Playmaker. Member of All Tournament Team

### **Oldest player:**

Jose Lopez, 22 years 10 months

### **Youngest player:**

Junior Diaz, 20 years 4 months



# Costa Rica

*Technical Director/Director Técnico:*

Rodrigo KENTON

*Assistant Coach/Asistente Técnico:*

Armando RODRÍGUEZ

*Goalkeeper Coach/Entrenador de Porteros:*

Luis CONEJO

<u>No.</u>	<u>Name/Nombre</u>	<u>Pos.</u>	<u>DOB/FDN</u>	<u>Club</u>
1	Adrián De Lemos	GK	13.10.1982	CS Herediano
2	Michael Rodríguez	DF	30.12.1981	LD Alajuelense
3	Pablo Salazar	DF	21.11.1982	CS Cartaginés
5	Michael Umaña	DF	16.07.1982	CS Herediano
7	Erick Scott	AT	29.05.1981	LD Alajuelense
8	José Luis López	MD	31.03.1981	Deportivo Saprissa
9	Pablo Brenes	MD	04.08.1982	Municipal Pérez Zeledón
10	Warren Granados	MD	06.12.1981	LD Alajuelense
12	Leonardo Araya	MD	15.12.1982	Santos de Guápiles
13	Luis Daniel Vallejos	MD	27.05.1981	CS Herediano
14	José Villalobos	DF	05.06.1981	CS Cartaginés
15	Júnior Díaz	DF	12.09.1983	CS Herediano
16	Carlos Hernández	MD	09.04.1982	LD Alajuelense
17	Berny Scott	AT	04.08.1982	CSD Comunicaciones/GUA
18	Víctor Bolívar	GK	23.07.1981	Municipal Liberia
19	Álvaro Saborío	AT	25.03.1982	Deportivo Saprissa
20	Roy Myrie	DF	21.08.1982	LD Alajuelense
21	Winston Parks	AT	12.10.1981	Lokomotiv Moskva FC/RUS
22	Jairo Arrieta	AT	25.08.1983	AD Guanacasteca
23	Nieghel Drummond	GK	02.02.1982	LD AlajuelenseGoalkeeper



## 2004 Olympic Qualifying

# Honduras



Honduras were looking for their second consecutive trip to the Olympics after qualifying for the first time in their history in 2000. This time around the team received a first round bye but only reached the final qualifying round after a narrow 3-2 aggregate win over a competitive Haitian squad. The experienced Edwin Pavon who led the *Catrachos* in the CONCACAF Gold Cup last year was in charge of the squad and was encouraged by the fact that all the players were home based which made it easier in the preparation period.

Donis Escobar played in goal in four games, made a critical mistake in the semi-final game against Costa Rica but redeemed himself with two fine saves in the penalty kick shootout win against the USA. In front of him Pavon utilized a variety of formations with the defence being anchored on most occasions by the tall, strong duet of Victor Bernardez and Hendry Thomas. Thomas was one of the two players along with defender/midfielder Maynor Figueroa to start all five games. Team captain Sergio Mendoza usually played as a right sided defender/midfielder.

Alex Andino impressed with his workrate and ball winning ability in the central areas of the mid field usually supported by Nery Medina or Wilson Palacios on the right flank, Mario Berrios on the left flank and Mauricio Castro in a more advanced role in the centre of the mid field.

The attacking play focused on utilizing the tall, strong Jerry Palacios as a target player or on

the mobility and all round technical ability of Emil Martinez. Palacios often suffered from a lack of support especially when operating as a lone striker. The talented Martinez had an outstanding tournament, was joint top scorer in the tournament with four goals, several of the spectacular variety, and was a deserving member of the All Tournament Team.

Overall the players impressed with their ability to adjust according to the game situation and their opponents. The *Catrachos* opened with two comfortable wins over Canada and Panama with Pavon electing to play his reserve players in the final group game against the USA knowing that a defeat would result in a game against Costa Rica. That game against their UNCAF rivals resulted in a disappointing 2:0 defeat but the team performed well and dominated in all areas except the all important score line. Some pride was restored with the third place finish courtesy of the shoot out win over the USA.

No return trip to the Olympics but some encouraging individual performances, notably by the talented Emil Martinez, give hope for the future.

### **System of Play:**

Flexible 4-4-2 with a variety of combinations based on the state of the game and their opponents.

### **Strengths:**

- Technical skills of several players
- Team organization
- Attacking play

### **Weaknesses:**

- Defended too deep at times
- Lack of width in attack
- No midfield play maker

### **Outstanding players:**

- 3. FIGUEROA - Steady defender/midfielder
  - 7. MARTINEZ - Outstanding attacker.
- All Tournament Team
- 21. PALACIOS - Tall, strong target player

### **Oldest player:**

Donis Escobar, 23 years

### **Youngest player:**

Hendry Thomas, 18 years 11 months



# Honduras

*Technical Director/Director Técnico:*

Edwin PAVÓN

*Assistant Coach/Asistente Técnico:*

Andino UMANZOR

*Goalkeeper Coach/Entrenador de Porteros:*

Víctor ACOSTA

<u>No.</u>	<u>Name/Nombre</u>	<u>Pos.</u>	<u>DOB/FDN</u>	<u>Club</u>
1	Donis Escobar	GK	03.02.1981	CD Olímpia
3	Maynor Figueroa	DF	02.05.1983	CD Olímpia
4	Clifford Laing	MD	20.09.1982	no club
5	Nery Medina	DF	05.08.1982	CD Motagua
6	Sergio Mendoza	DF	23.05.1981	Real CD España
7	Emil Martínez	MD	17.09.1982	CD Marathón
8	Wilson Palacios	DF	29.07.1984	CD Olímpia
9	Alex Andino	MD	02.08.1982	CD Platense
10	Walter Martínez	MD	24.03.1982	CD Victoria
11	Israel Abidán Solís	AT	10.07.1984	CD Motagua
12	John Bodden	GK	03.10.1981	CD Victoria
13	Samir Arzú	MD	19.03.1981	Real CD España
15	Ronald Maradiaga	MD	04.12.1982	CD Victoria
16	Mauricio Castro	MD	11.08.1981	CD Motagua
17	Roy Francisco Posas	DF	14.03.1984	CD Motagua
18	Jeffrey Frazer Brooks	AT	02.03.1981	no club
19	Mario Berríos	DF	29.01.1982	no club
20	Hendry Thomas	MD	23.02.1985	CD Olímpia
21	Jerry Palacios	AT	13.05.1982	CD Olímpia
24	Víctor Bernárdez	DF	24.05.1982	Vida

## 2004 Olympic Qualifying

# Jamaica



Jamaica, one of the two qualifiers from the Caribbean, were hoping to make their first appearance in the Olympics. This to continue the remarkable success story that has seen teams from the home of reggae star Bob Marley reaching FIFA finals at the Under 17, under 20 and World Cup levels since 1998. Former Reggae Boy Peter Cargill and his team had performed well to reach the final qualifying round courtesy of narrow victories over difficult opponents Cuba and Guatemala. Preparation had however been limited to practice games in the Caribbean and the squad was further weakened by the fact that Cargill was unable to call up several key players due to injury and club commitments.

Richard McCallum started all three games in goal and despite conceding nine goals impressed behind an overworked defence especially in the game against Mexico when he made 16 saves. The two Thomas boyz Shavar and Bradley were the dominant figures in the centre of the defence in the 4-4-2 formation. Tall strong and physical both impressed in the air although Shavar Thomas did not help the cause of the team when he was sent off for dissent after only three minutes in the game against Mexico. Christopher Harvey and the more attack minded Garfield Reid occupied the two full back positions.

Central midfielders Simeon Howell and Tyrone Sawyers were hard working and competitive but their effectiveness in attack was limited. The technical skills of Omar Daley made him the more

impressive of the flank players but it was Keith Kelly who came on as a substitute in all three games who made the most impact scoring the team's only goal against Trinidad and Tobago and causing problems with his speed and mobility. He was also an honorable mention in the All Tournament team.

Attacking play was limited due to the fact that the team was on the defensive for long periods in the games. As a result Nicholas Addlery and Roland Dean often lacked the service and support play to be effective and the quality was lacking with regards to both crosses and finishing.

Jamaica never recovered from having to play its first two games against the two best teams in the tournament. The team defended well for long periods in the opening game against Costa Rica and the early dismissal of Thomas in the game against Mexico made for a long evening for goalkeeper McCallum and his team mates. The team recovered well to finish with a close contest against Caribbean rivals, Trinidad & Tobago.

A learning experience for the *Reggae Boyz* but one that should be of benefit in the years ahead when some of the more talented players on the team graduate to the senior squad.

### **System of Play:**

4-4-2 with a zonal defence

### **Strengths:**

- Competitive attitude
- Athleticism of players
- Aerial play in defence

### **Weaknesses:**

- Team shape especially in defence
- Too much individual play support play limited
- Overall attacking play

### **Outstanding players:**

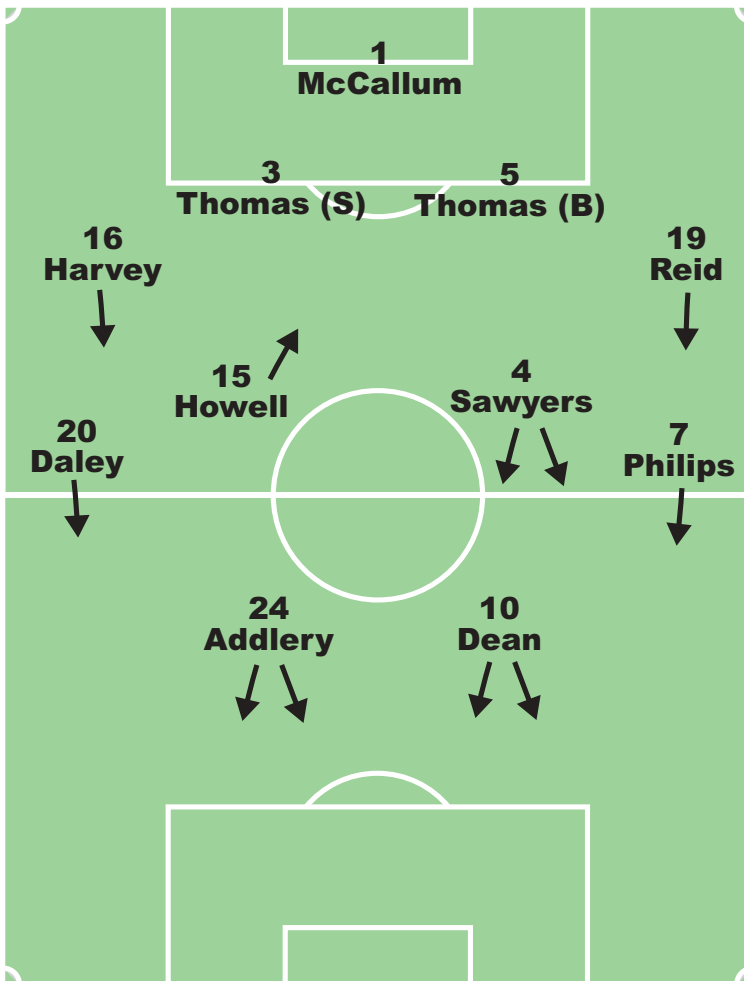
1 - MCCALLUM, Goalkeeper who made 23 saves  
8 - KELLY, Talented midfielder. Honorable mention in All Tournament Team.  
20 - DALEY, Midfielder with good technical skills.

### **Oldest player:**

Kari Stephenson, 23 years 1 month

### **Youngest player:**

Simeon Howell, 18 years 5 months



# Jamaica

*Technical Director/Director Técnico:*

Peter CARGILL

*Goalkeeper Coach/Entrenador de Porteros:*

Paul CAMPBELL

<u>No.</u>	<u>Name/Nombre</u>	<u>Pos.</u>	<u>DOB/FDN</u>	<u>Club</u>
1	Richard McCallum	GK	24.04.1984	Invaders United FC
3	Shavar Thomas	DF	29.01.1981	Dallas Burn/USA
4	Tyrone Sawyers	DF	22.05.1981	Portmore United FC
5	Bradley Thomas	DF	29.03.1984	no club
6	Wayne Ellis	DF	13.11.1981	Arnett Gardens FC
7	Demar Phillips	MD	23.08.1983	Waterhouse FC
8	Keith Kelly	MD	05.03.1983	Arnett Gardens FC
10	Roland Dean	AT	13.10.1981	Tivoli Gardens FC
11	Damion Williams	MD	26.02.1981	Seba United
14	Desmond Breakenridge	DF	30.01.1981	Waterhouse FC
15	Simeon Howell	MD	26.08.1985	Reading FC/ENG
16	Christopher Harvey	DF	09.10.1982	Harbour View FC
18	Christopher Nicholas	AT	16.01.1981	Tivoli Gardens FC
19	Garfield Reid	DF	14.01.1981	Rivoli United
20	Omar Daley	MD	25.04.1981	Reading FC/ENG
24	Nicholas Addlery	AT	09.09.1983	Star World Strikers/TRI
30	Maurice Evans	GK	31.03.1983	Portmore United FC
31	Khari Stephenson	MD	01.01.1981	Real Mona/D2



## 2004 Olympic Qualifying

# Mexico



Mexico were hoping to make their ninth trip to the Olympic Games after narrowly missing out in qualifying for Sydney 2000. Technical Director Ricardo LaVolpe was also hoping to continue his own personal success story with the *Tricolor* after guiding the senior team to the CONCACAF Gold Cup Championship last year. There was certainly cause for optimism especially since the team was also playing in front of its own fans. Preparations had been ideal both on and off the field. All the players were based in Mexico, there were no problems with the clubs with regards to the release of the players and in the final 30 day preparation period La Volpe was able to schedule several exhibition games. Expectations were high that this would be the year for the team to return to the Olympics after an eight year absence.

LaVolpe utilized a flexible 5-3-2 “mother system” which would utilize the wing backs to create a 3-3-4 system in attack but relied on a defensive core of three players. Jose Corona started in goal in four games and proved to be a composed and confident performer only conceding two goals. In front of him sweeper Aaron Galindo showed the skills that earned him a spot on the All Tournament team. Another All Tournament selection Francisco Rodriguez was an accomplished man-marker ably assisted by Ismael Rodriguez.

The strength of the team was in the “engine room”, the midfield areas of the field. The two wing backs Sergio Ponce on the right side of the field and Mario Perez on the leftside opened and closed the field to perfection and showed tremendous work rate in both attack and

defence. Gerardo Espinoza was invaluable with his ball winning ability in a defensive central mid field role but it was the duet of Luis Perez and Diego Martinez who impressed most observers. Their tremendous work rate, movement on and off the ball allied to their technical skills made them unanimous selections for the All Tournament Team. Together they combined for five goals and six assists with Diego Martinez the “unofficial” player of the tournament.

The attacking play was a delight to watch with the movement in the mid field especially important in the build up from the back using fast and slow attacks. Excellent use was made of the flanks, the switch play to change the point of attack, and the team enjoyed long periods of possession due to the overall quality of the support play. Many chances were created but were not always converted. Striker Rafael Marquez Lugo still finished with three goals and was an All Tournament Team selection and his partner in attack, Juan Garcia, got on the scoresheet against Jamaica. Both impressed with their technical skills and movement.

Mexico were a talented, fit, confident and well organised team, with no better example than the convincing semifinal victory over the USA. Mexico were deserving champions.

### System of Play:

Flexible 3-5-2 / 5-3-2 in defence and 3-3-4 in attack with Galindo (4) sweeper and Espinoza (5) defensive central midfielder.

### Strengths:

Technical skills of players, Overall team shape and organization in attack and defence, Movement off the ball and support play, Team discipline, Fitness, Attacking play (13 goals - 5 games)

### Weaknesses:

Missed chances from crosses (19 crosses in final game but only 3 goal attempts)

### Outstanding players:

4- GALINDO - Sweeper. All Tournament Team.

8- MARTINEZ - Outstanding midfielder 3 goals 3 assists. All Tournament Team

11- MARQUEZ LUGO - Skilful attacker 3 goals. All Tournament Team.

14- RODRIGUEZ - Defense. All Tournament Team

23- PEREZ - Hard working mid-fielder 2 goals 3 assists. All Tournament Team

### Oldest Player:

Cirilo Najera, 23 years 1 month

### Youngest player:

Juan Cacho, 21 years 8 months





# Mexico

*Technical Director/Director Técnico:*

Ricardo LAVOLPE

*Assistant Coaches/Asistente Técnicos:*

Jorge CAMPOS, Francisco Javier RAMÍREZ

*Goalkeeping Coach/Preparador de Porteros:*

Alberto AGUILAR

<u>No.</u>	<u>Name/Nombre</u>	<u>Pos.</u>	<u>DOB/FDN</u>	<u>Club</u>
1	José De Jesús Corona	GK	26.07.1981	Atlas CF
2	Omar Moniaraz	DF	11.05.1981	Jaguares
3	Mario Pérez	DF	17.06.1982	CID Necaxa
4	Aarón Galindo	DF	08.05.1982	CDSC Cruz Azul
5	Gerardo Espinoza	AT	03.10.1981	Atlas CF
6	Ismael Rodríguez	DF	10.01.1981	CF Monterrey
7	Gonzalo Pineda	DF	19.10.1982	Pumas UNAM
8	Diego Martínez	DF	15.02.1981	CID Necaxa
9	Juan Carlos Cacho	AT	03.05.1982	CDSC Cruz Azul
10	Juan Pablo García	AT	24.11.1981	Atlas CF
11	Rafael Márquez Lugo	AT	02.11.1981	CA Monarcas Morelia
12	Cirilo Saucedo Najera	GK	05.01.1981	León
14	Francisco J. Rodríguez	DF	20.10.1981	CD Guadalajara
15	Sergio Amaury Ponce	AT	13.08.1981	CD Toluca FC
17	Luis Alonso Sandoval	AT	27.09.1981	CD Guadalajara
18	Ismael Iñiguez	MD	23.07.1981	Pumas UNAM
19	Jaime Duran	DF	2.12.1981	Atlas CF
20	Hugo Sánchez Guerrero	DF	08.05.1981	Tigres UANL
21	Rodolfo Espinoza	MD	14/06.1981	CID Necaxa
23	Luis Ernesto Pérez	MD	12.01.1981	CF Monterrey

## 2004 Olympic Qualifying

# Panama



Panama were hoping to continue the impressive development that resulted in its first ever appearance in a FIFA World Championship with the Under 20 National Team in the United Arab Emirates last year. The Olympic team had reached the final qualifying round in Hershey in 2000 and this time around had advanced by virtue of wins over Nicaragua and St. Lucia. Newly appointed technical director Jose Hernandez was in charge of a squad that contained three imports; Central defender Felipe Baloy, currently playing in Brazil and strikers Jose Justavino and Blas Perez who play their club football in Argentina and Colombia.

Baloy was a key figure in defence in the 4-4-2 alignment and impressed with his technical skills that earned him an honorable mention in the All Tournament Team. Luis Moreno was his usual partner in the centre of the defence in front of goal keeper Jaime Penedo who made some fine saves despite conceding eight goals. The full backs varied but in the case of Victor Miranda and Wess Torres often liked to get forward into attacking positions. This attacking philosophy was effective in the remarkable game against the USA when the Canaleros leveled the score with three unanswered goals but in all their games poor positional play and marking resulted in goals being conceded.

There was a good balance in the mid field with the defensively minded Engin Mitre supporting three attacking players Francisco Lopez on the right, the active Luis Henriquez, who scored a

superb goal against the USA on the left, and William Aguilar in a more central role.

The team adopted an attack minded philosophy in all three games with a controlled build up complementing more direct play and some good individual actions. There were often four players on the attacking line supporting the mobile Luis Tejada and Jose Garces whose three well taken goals earned him an honorable mention on the All Tournament Team. Overall Panama had 52 shots on goal in their three games 24 on target, and scored six goals.

The Canaleros will be best remembered in this tournament for its remarkable comeback in the opening game against the USA when it scored three second half goals to draw level with one of the favourites. A late winner by Bobby Convey spoiled the celebrations but it made for a memorable game for all those in attendance at the Estadio 3 de Marzo. Another defeat followed against Honduras but the team won its first ever game in the Final Olympic Qualifying tournament 2-1 against Canada.

Overall a good learning experience for Panama. The attacking play was entertaining but defensive mistakes and some overly physical play will need to be corrected if the positive development is to continue in the years ahead.

### **System of Play:**

Flexible 4-4-2 with zonal marking.

### **Strengths:**

- Technical skills of several players
- Overall attacking play
- Competitive attitude

### **Weaknesses:**

- Individual and group defending
- Overly physical play (44 fouls.15 yellow,1 red card)
- Heading in defence

### **Outstanding players:**


5. BALOY-defender with good technical skills. Hon. Mention-All Tournament Team
9. GARCES- strong mobile attacker, 3 goals, Honorable mention All Tournament Team.
10. TEJADA-mobile striker

### **Oldest player:**

Felipe Baloy, 22 years 11 months

### **Youngest player:**

Victor Miranda, 21 years 6 months



# Panama

*Technical Director/Director Técnico:*

José HERNANDEZ

*Assistant Coach/Asistente Técnico:*

Jorge NUNES

<u>No.</u>	<u>Name/Nombre</u>	<u>Pos.</u>	<u>DOB/FDN</u>	<u>Club</u>
1	Jaime Penedo	GK	26.11.1981	Árabe Unido
2	Roberto Stewart	DF	19.05.1981	Plaza Amador
3	Luis Moreno	DF	19.03.1981	Tauro FC
4	Engin Mitre	MD	16.10.1981	Plaza Amador
5	Felipe Baloy	DF	24.02.1981	Porto Alegre/BRA
6	Gustavo Avila	MD	21.08.1981	Tauro FC
7	William Aguilar	MD	08.05.1982	Tauro FC
8	Rolando Escobar	MD	24.10.1981	Chorrillo FC
9	José Luis Garces	AT	06.05.1981	Árabe Unido
10	Luis Tejada	AT	28.03.1982	Tauro FC
11	Luis Henriquez	DF	23.11.1981	Árabe Unido
12	Francisco Portillo	GK	25.02.1981	San Francisco FC
13	Victor Miranda	DF	27.07.1982	San Francisco FC
14	Francisco Lopez	DF	03.07.1981	Alianza FC
15	Jose Justavino	AT	02.12.1981	Racing/ARG
16	Blas Perez	AT	13.03.1981	Envigado/COL
17	Wess Torres	MD	04.08.1981	Chorrillo FC
18	Leonel Parris	DF	13.06.1982	Plaza Amador
19	Nicolas Muñoz	AT	12.12.1981	Chorrillo FC

## 2004 Olympic Qualifying

# Trinidad & Tobago



Trinidad & Tobago, one of the two Caribbean representatives in the tournament, were hoping to reach the Olympic Games for the first time. It was the second time that they had reached the Final Qualifying round and it came following victories over the Bahamas and Grenada. Preparations for the final tournament had however been less than ideal for coach Stuart Charles Fevrier both on and off the field. He was missing four key players due to injuries and club commitments including his top striker who was not released by his club in Trinidad & Tobago. He was still able to select 14 players from two of the top clubs in the professional league, Vibe CT105 W Connection FC and CL Financial San Juan Jabloteh.

Daurance Williams performed well in goal in the two difficult opening games against Mexico and Costa Rica with Jan Michael Williams taking over for the win against Jamaica. Ronald Primus was the sweeper in the flexible 3-5-2 formation with club team mates Kenwyne Jones and Lyndon Diaz in the marking back positions.

The five man mid field utilized either a defensive central midfielder, Anthony Noreiga, or a more attack minded player such as Kerry Baptiste or Michael Lee Celestine. The flank players Devon Caseman on the right side and Nigel Daniel on the left created good width in attack and also did well in a defensive role. The central areas of the mid field were a problem and apart from the

industrious Silvio Spann players were ineffective especially in attack.

Attacking play was limited in the two difficult opening games with the only highlight being the superb goal by striker Devon Mitchell in the opening game against Mexico. Strike partner Scott Sealey also scored in the win over Jamaica when Mitchell was replaced by Kendall Davis following his red card against Costa Rica. Overall the *Soca Warriors* usually utilized a slow controlled build up with some good possession but were not effective in the attacking third as evidenced by only 23 goal attempts (six on target). Crosses also lacked both quantity and quality with only 25 being taken in the three games.

Trinidad & Tobago were competitive in all three games and despite the scoreline performed well against Mexico and Costa Rica before conceding opening goals from set plays that gave a decided advantage to their opponents. The team finished on a winning note in their final game against their Caribbean rivals, Jamaica, and can take encouragement from the fact that they were the least penalized team in the tournament.

### **System of Play:**

Flexible 3-5-2 with Primus (4) sweeper

### **Strengths:**

- Several players with good technical skills
- Team discipline (only four cards )
- Goalkeeping

### **Weaknesses:**

- Attacking play
- Flank play and quality of cross balls
- Support play limited

### **Outstanding players:**

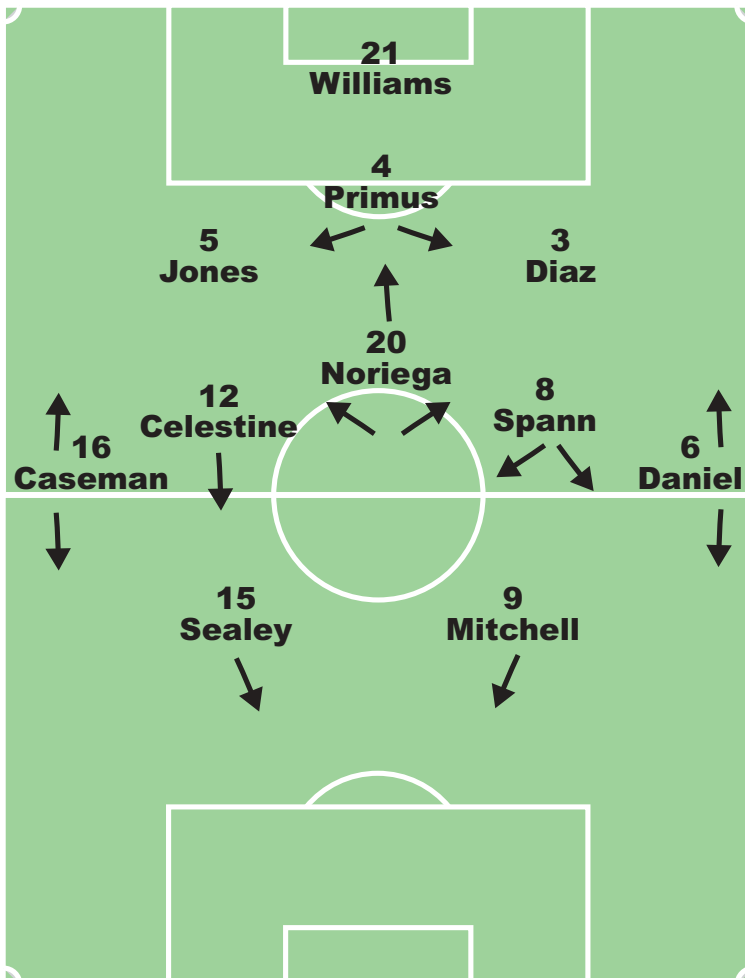
6-DANIEL- Hard working midfielder  
8-SPANN-midfielder with good technical skills  
21-WILLIAMS - Goal keeper who performed well in the opening two games

### **Oldest player:**

Devon Mitchell, 23 years

### **Youngest player:**

Kenwyne Jones, 21 years 3 months



## Trinidad & Tobago

*Technical Director/Director Técnico:*

Stuart Charles FEVRIER

*Assistant Coach/Asistente Técnico:*

Brian WILLIAMS

*Goalkeeper Coach/ Preparador de Porteros:*

Ross RUSSELL

<u>No.</u>	<u>Name/Nombre</u>	<u>Pos.</u>	<u>DOB/FDN</u>	<u>Club</u>
1	Jan Michael Williams	GK	26.10.1984	Vibe CT 105 W Connection FC
2	Errol Charles	DF	13.11.1982	Starworld Strikers
3	Lyndon Diaz	DF	13.01.1982	Vibe CT 105 W Connection FC
4	Ronald Primus	DF	16.03.1982	CL Financial San Juan Jabloteh
5	Kenwyne Jones	DF	05.10.1984	Vibe CT 105 W Connection FC
6	Nigel Daniel	MD	09.03.1981	CL Financial San Juan Jabloteh
7	Josh Johnson	MD	16.04.1981	CL Financial San Juan Jabloteh
8	Silvio Spann	MD	21.08.1981	Vibe CT 105 W Connection FC
9	Devon Mitchell	AT	24.01.1981	CL Financial San Juan Jabloteh
10	Kerry Baptiste	MD	01.12.1981	CL Financial San Juan Jabloteh
11	Kendall Davis	AT	27.12.1982	Vibe CT 105 W Connection FC
12	Michael Lee Celestine	MD	23.03.1981	CL Financial San Juan Jabloteh
13	Clyde Leon	MD	08.12.1983	Vibe CT 105 W Connection FC
14	Kern Thomas	AT	15.06.1982	North East Stars
15	Scott Sealey	AT	04.06.1981	Wake Forest University/USA
16	Devon Caseman	MD	08.07.1981	Joe Public FC
18	Jason Marcano	GK	23.12.1982	Vibe CT 105 W Connection FC
20	Anthony Noreiga	DF	15.01.1982	George Mason University/USA
21	Daurance Williams	GK	13.05.1983	CL Financial San Juan Jabloteh



## 2004 Olympic Qualifying

# USA



USA were looking for their sixth consecutive trip to the Summer Olympics this after their best ever performance four years ago in Sydney when they finished fourth. Glenn Myernick's squad had easily eliminated St. Kitts & Nevis in the second qualifying round and expectations were high following productive preparation periods in both Florida and California. The nucleus of the squad were with teams in Major League Soccer, the only exceptions being Zak Whitbread who is with Liverpool and David Testo who plays with Richmond Kickers of the A-League. Several foreign based players were not released by their clubs but the team would still benefit from the inclusion of Landon Donovan, DaMarcus Beasley and Bobby Convey all experienced members of the senior national team.

Myernick opted for a flexible 4-4-2 system of play backed by the experienced DJ Countess who gave some consistent performances between the posts. Doug Warren replaced him in the two games against Honduras and had the dubious distinction of facing three penalty kicks in regulation time as well as a penalty kick shootout in the third place match. Two tall central defenders Nat Borchers and Chad Marshall occupied the central areas of the defence proved to be strong in the air but had their problems against fast, mobile attackers. Ricky Lewis and David Stokes were utilized on the right side of the defence with the more offensively minded Chris Wingert, who had his problems in the Mexico game, on the left side. The mid field was different in every game and the overall play suffered as a result although the balance was good when either Logan Pause or

Kyle Beckerman played in a defensive role in central midfield behind the more offensively minded Bobby Convey. Convey proved to be the team's best attacking player as evidenced by his four goals and selection as a member of the All Tournament Team. On the right side Brad Davis impressed with his work rate whilst on the opposite flank the talented DaMarcus Beasley gave evidence of his speed and technical ability.

The overall variety of their attacking play especially in the opening three games when the team scored 10 goals was impressive with slow, controlled build ups contrasting with long balls to the front players. The tall, strong Ed Johnson was used as a target player in several games in combination with the talented Landon Donovan. Donovan impressed with his technical skills as a goal scorer and goal-provider and was a member of the All Tournament Team. Alecko Eskandarian is also worthy of mention with his finishing ability in scoring four goals in the two games against Honduras when the USA fielded weakened teams.

Overall a disappointing tournament for the US squad. The team impressed as an attacking unit in the group games but defensive mistakes and some inconsistent performances by several players especially in the key semi-final game against Mexico resulted in the fourth place finish.

### System of Play:

Flexible 4-4-2 with mid field diamond in several games

### Strengths:

- Team shape and organization
- Overall attacking play especially in group games
- Technical skills of several players

### Weaknesses:

- Individual defending (conceded 11 goals in 5 games)
- Quality of flank play
- Technical skills of several players

### Outstanding players:


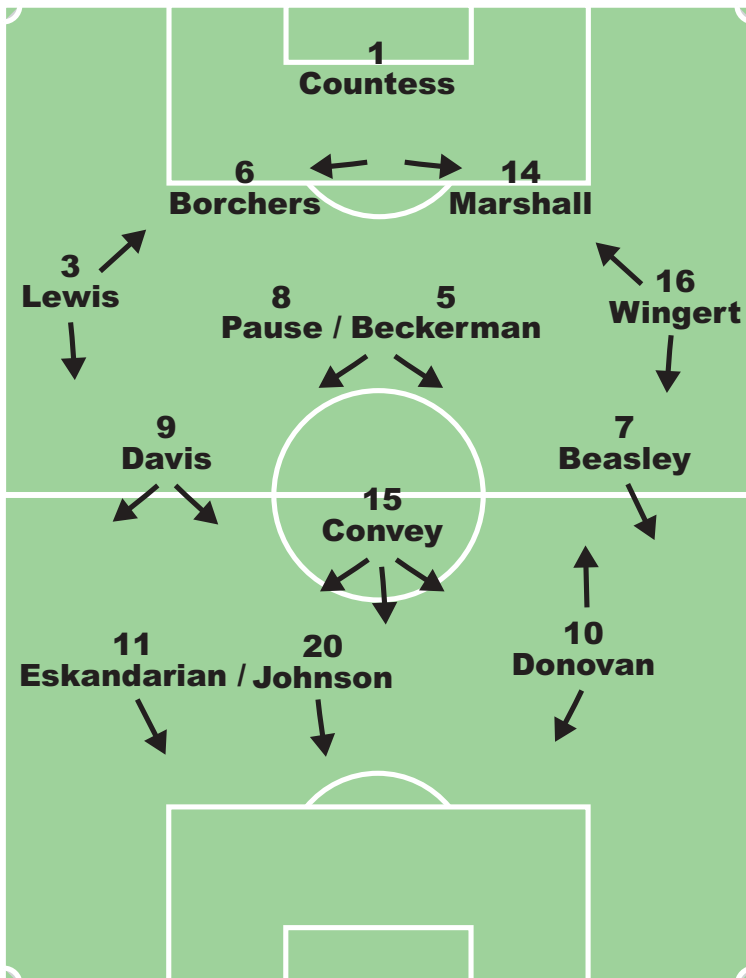
1-COUNTESS-Competent all round goal keeper  
10-DONOVAN-Technical ability. Member of All Tournament Team.  
15-CONVEY-Talented midfielder scored 4 goals. Member of All Tournament Team.

### Oldest player:

Doug Warren 22 years 10 months

### Youngest player:

Eddie Gaven 17 years 3 months



# USA

*Technical Director/Director Técnico:*

Glenn MYERNICK

*Assistant Coach/Asistente Técnico:*

Thomas RONGEN

*Goalkeeper Coach/Preparador de Porteros:*

Tim MULQUEEN

<u>No.</u>	<u>Name/Nombre</u>	<u>Pos.</u>	<u>DOB/FDN</u>	<u>Club</u>
1	D.J. Countess	GK	09.01.1982	Dallas Burn
2	Jose Burciaga Jr.	DF	16.11.1981	Kansas City Wizards
3	Ricky Lewis	DF	29.05.1982	Los Angeles Galaxy
4	David Stokes	DF	28.05.1982	D.C. United
5	Kyle Beckerman	MD	03.04.1982	Colorado Rapids
6	Nat Borchers	DF	13.04.1981	Colorado Rapids
7	DaMarcus Beasley	MD	24.05.1982	Chicago Fire
8	Logan Pause	MD	22.08.1981	Chicago Fire
9	Brad Davis	MD	08.11.1981	Dallas Burn
10	Landon Donovan	AT	04.03.1982	San Jose Earthquakes
11	Alecko Eskandarian	AT	09.07.1982	D.C. United
12	Brian Carroll	MD	20.07.1981	D.C. United
13	Zak Whitbread	DF	10.01.1984	Liverpool/ENG
14	Chad Marshall	DF	22.08.1984	Columbus Crew
15	Bobby Convey	MD	27.05.1983	D.C. United
16	Chris Wingert	DF	16.06.1982	Columbus Crew
17	Eddie Gaven	MD	25.10.1986	NY/NJ MetroStars
18	Doug Warren	GK	18.03.1981	D.C. United
19	David Testo	AT	07.08.1981	Richmond Kickers/D2
20	Ed Johnson	AT	31.03.1984	Dallas Burn



**CONCACAF  
2004  
Men's Pre-Olympics  
Tournament  
Final Statistics**

**2004 CONCACAF MEN'S UNDER-23 PRE-OLYMPIC TOURNAMENT/  
TORNEO PREOLÍMPICO MASCULINO SUB-23 CONCACAF 2004  
2-12 February/2 al 12 de febrero  
GUADALAJARA, MEXICO**

**FIRST ROUND/PRIMERA RONDA**

<b><u>Group/Grupo A</u></b>	<b><u>GP/PJ</u></b>	<b><u>W/G</u></b>	<b><u>L/D</u></b>	<b><u>T/E</u></b>	<b><u>GF:GA/E</u></b>	<b><u>PTS</u></b>
USA	3	3	0	0	10:6	9
<u>Honduras</u>	<u>3</u>	<u>2</u>	<u>1</u>	<u>0</u>	<u>7:5</u>	<u>6</u>
Panama	3	1	2	0	6:8	3
Canada	3	0	3	0	1:5	0

03.02.2004	HONDURAS – CANADA 1:0 (0:0)	Estadio 3 de Marzo	A:2500
03.02.2004	USA – PANAMA 4:3 (3:0)	Estadio 3 de Marzo	A:2500
05.02.2004	PANAMA – HONDURAS 1:3 (1:2)	Estadio 3 de Marzo	A:1500
05.02.2004	USA – CANADA 2:0 (1:0)	Estadio 3 de Marzo	A:1500
07.02.2004	CANADA – PANAMA 1:2 (1:1)	Estadio 3 de Marzo	A:1000
07.02.2004	HONDURAS – USA 3:4 (1:1)	Estadio 3 de Marzo	A:1000

<b><u>Group/Grupo B</u></b>	<b><u>GP/PJ</u></b>	<b><u>W/G</u></b>	<b><u>L/D</u></b>	<b><u>T/E</u></b>	<b><u>GF:GA/E</u></b>	<b><u>PTS</u></b>
Costa Rica	3	2	0	1	8:1	7
<u>Mexico</u>	<u>3</u>	<u>2</u>	<u>0</u>	<u>1</u>	<u>8:2</u>	<u>7</u>
Trinidad & Tobago	3	1	2	0	3:8	3
Jamaica	3	0	3	0	1:9	0

02.02.2004	COSTA RICA – JAMAICA 3:0 (3:0)	Estadio Jalisco	A:15000
02.02.2004	MEXICO – TRINIDAD & TOBAGO 3:1 (1:1)	Estadio Jalisco	A:15000
04.02.2004	TRINIDAD & TOBAGO – COSTA RICA 0:4 (0:1)	Estadio Jalisco	A:19000
04.02.2004	MEXICO – JAMAICA 4:0 (3:0)	Estadio Jalisco	A:19000
06.02.2004	JAMAICA – TRINIDAD & TOBAGO 1:2 (0:1)	Estadio Jalisco	A:50000
06.02.2004	MEXICO – COSTA RICA 1:1 (1:1)	Estadio Jalisco	A:50000

***Semifinals/Semifinales***

10.02.2004	COSTA RICA – HONDURAS 2:0 (1:0)	Estadio Jalisco	A:60000
10.02.2004	USA – MEXICO 0:4 (0:2)	Estadio Jalisco	A:60000

***Finals/Finales***

THIRD-PLACE/TERCER PUESTO:			
12.02.2004	USA – HONDURAS 1:1 (0:0) (1:1) 3:4 pen	Estadio Jalisco	A:1500
CHAMPIONSHIP/CAMPEONATO: *			
12.02.2004	COSTA RICA – MEXICO 0:1 aet (0:0)	Estadio Jalisco	A:40000

*\* Both teams qualify to 2004 Olympic Games in Athens, Greece/  
Los dos equipos clasificán a los 2004 Juegos Olímpicos en Atenas, Grecia*



# 2004 MEN'S OLYMPIC QUALIFYING /PREOLIMPICO MASCULINO

## FIRST ROUND/PRIMERA RONDA

### SERIES 1

07.09.2003: Fredericksted, US VIRGIN ISLANDS; Paul E. Joseph Std.

**US VIRGIN ISLANDS – CANADA 0:10 (0:5)**

Kevin HARMSE 2', 38'; David MASCIANTONIO 11', 71'; Tamandani NSALIWA 18', 76'; Robert FRIEND 32'; Elliott GODFREY 52', 86'; Christopher POZNIAK 90'

Booked: none

TD: Bruce TWAMLEY

R: Marcio CARRANZA (HON)

10.09.2003: St. John, New Brunswick CANADA; Saint John Stadium

**CANADA – US VIRGIN ISLANDS 14:0 (7:0)**

Chris POZNIAK 5', 33'; David MASCIANTONIO 8'; Rob FRIEND 24', 26', 40', 62', 66', 84'; Gordon CHIN 44'; Jaime PETERS 47'; Rocco PLACETINO 69'; Justin Thompson 75'; Adam BRAZ 87'

Booked: none

TD: Francisco Williams RAMIREZ

R: Ali SAHELI (USA)

*Canada wins 24:0 on aggregate*

### SERIES 2

**PUERTO RICO WITHDRAWS, EL SALVADOR EARNS BYE/PUERTO RICO SE RETIRÓ, EL SALVADOR CLASIFICA**

### SERIES 3

07.09.2003: Santo Domingo, DOMINICAN REPUBLIC; Parque Del Este (A: 3000)

**DOMINICAN REPUBLIC – HAITÍ 0:1 (0:1)**

Jude MACEUS 42'

Booked: German SÁNCHEZ (DOM) 81'

R: Neal BRIZAN (TRI)

12.10.2003: Miami, Florida USA; Orange Bowl

**HAITI – DOMINICAN REPUBLIC 1:0 (1:0)**

Jean-Phillipe PEGUERO 21'

Booked: Jean-Michel BOURCICAUT 4', Jean Phillip PEGUERO 58' – Miguel SÁNCHEZ 19', German SÁNCHEZ 61'

Sent off: Peter GERMAIN (HAI) 55'

R: Victor STEWART (JAM)

*Haiti wins 2:0 on aggregate*

### SERIES 4

06.09.2003: Managua, NICARAGUA; Estadio Denis Martinez (A: 2000)

**NICARAGUA – PANAMA 2:2 (1:1)**

David MARTINEZ 10'; Ruder CALERO 80' – José GARCÉS 41';

Luis TEJADA 88'

Booked: Franklin LOPEZ 31', David CALERO 35', Mario MORALES 51' – Luis HENRIQUEZ 37', Felipe BALOY 80', Juan SOLIS 90'

R: Michael KENNEDY (USA)

10.09.2003: Ciudad de Panamá, PANAMA; Estadio Rommel Fernandez (A: 12000)

**PANAMA – NICARAGUA 4:1 (2:0)**

Luis HENRÍQUEZ 34'; Luis TEJADA 40'; José GARCÉS 64'; Juan Ramón SOLÍS 89' – Rudel CALERO 74'

Booked: Blas PÉREZ 9', Luis MORENO 77' – Franklin LOPEZ 11', Noel MARTINEZ 45'

R: Mark FORDE (BRB)

*Panama wins 6:3 on aggregate*

### SERIES 5

**ANTIGUA & BARBUDA SUSPENDED BY FIFA, SAINT LUCIA EARNS BYE/ANTIGUA Y BARBUDA SUSPENDIDO POR FIFA, SAINT LUCIA CLASIFICA**

### SERIES 6

07.09.2003: Grand Bay, DOMINICA; Geneva Playing Field (A: 3000)

**DOMINICA – ST. KITTS & NEVIS 0:1 (0:1)**

Jevon FRANCIS 30'

Booked: Bishara ETIENNE 33', Nigel HYPOLTYE 39' – Ian LAKE 36', Thrizan LEADER 58', Sheldon LAWRANCE 64'

TD: Elvis BROWNE

R: Alexander WILLIAMS (LCA)

11.10.2003: Basseterre, ST. KITTS & NEVIS; Warner Park

**ST. KITTS & NEVIS – DOMINICA 3:1 (1:0)**

Alistar WARNER 33'; Dachan JARVIS 62'; Ian LAKE 74' – Arthurton SORHAINDO 90'

Booked: Ian LAKE 15', Jason JOSEPH 90' – Owen OSCAR 85'

R: George PHILLIP (GRN)

*St. Kitts & Nevis wins 4:1 on aggregate*

### SERIES 7

05.09.2003: Nassau, BAHAMAS; BFA National Stadium

**TRINIDAD & TOBAGO – BAHAMAS 3:0 (0:0)**

Michael Lee CELESTINE 62'; Kendal DAVIS 78'; Andre TOUSSAINT 80'

Booked: Silvio SPANN 12' – Ethan THOMPSON 40'

R: Alfredo WHITTAKER (CAY)

07.09.2003: Nassau, BAHAMAS; BFA National Stadium (A: 720)

**BAHAMAS – TRINIDAD & TOBAGO 1:3 (0:0)**

Devon CASEMAN 54'; Devon MITCHELL 79', 90'

Booked: Nestle JEAN 8', Mark DANIELS 26', Mackinson ALTIDOR 57' – Ronald PRIMUS 60', Andre TOUSSAINT 78'

R: Jean-Francois CORRIVAUULT (CAN)

*Trinidad & Tobago wins 6:1 on aggregate*

### SERIES 8

06.09.2003: St. George's GRENADA; Grenada National Stadium

**GRENADA – CAYMAN ISLANDS 5:0 (3:0)**

Ricky MORRIS 12', 22', 38', 68'; Kithson BAIN 57'

Booked: none

R: John CALLENDAR (GUY)

12.10.2003: Grand Cay, CAYMAN ISLANDS; Truman Bodden Sports Complex (A: 210)

**CAYMAN ISLANDS – GRENADA 1:5 (1:3)**

Wade Mitchell 45' – Kithson BAIN 5', 20'; Ian PERUTTE 11'; Aaron SMITH 85'; Ricky MORRIS 89'

Booked: Jared YATES 34', Ebanks LIMBERT 41' – Richardson ETTIENNE 34'

R: Ibrahim BROHIM (DMA)

*Grenada wins 10:1 on aggregate*

### SERIES 9

07.09.2003: La Habana, CUBA; Estadio Pedro Marrero (A: 9000)

**CUBA – JAMAICA 1:1 (0:0)**

Jenssy MUÑOZ 90' – Desmond BREAKENRIDGE 74'

Booked: Sandro SEVILLANO 55', Reisandry FERNÁNDEZ 90' – Damion WILLIAMS 46', Sheldon BATISTE 90'

Sent off: Garfield REID (JAM) 76'

R: Roberto MORENO (PAN)

12.10.2003: Kingston, JAMAICA; Tony Spaulding Sports Complex (A: 2500)

**JAMAICA – CUBA 1:0 (0:0)**

Roland DEAN 85'

Booked: Shavar THOMAS 61', Bradley THOMAS 75' – Carlos MADRIGAL CABRERA 38', Maikel GALINDO 75'

R: Noel BYNOE (TRI)

*Jamaica wins 2:1 on aggregate*

### SERIES 10

07.09.2003: Paramaribo, SURINAME; Andre Kamperveen Stadium (A: 2500)

**SURINAME – GUATEMALA 0:2 (0:2)**

Julio ENRIQUEZ 9'; Fredy THOMPSON 44'

Booked: Rivelino Paul COTIN 47' – Edwin GONZALEZ 75'

R: Urvin FANEIJTE (ANT)

12.10.2003: San Marcos, GUATEMALA; Marquesa de la Ensenada (A: 5000)

**GUATEMALA – SURINAME 6:0 (3:0)**

Julio Enríquez MEJICANOS 27', 90'+; Fredy THOMPSON 37', 43'; José ZACARÍAS 61'; Carlos GALLARDO 74'

Booked: SUR – Germaine VAN DIJK 13', Etienne LINGER 31', Harold BETTERSON 43', Emanuelson ROUCHE 49', Waldi ONG A FAT 81'

Sent offs: SUR – Germaine VAN DIJK 84', Arno VLIJTER IVES 85'

R: Jorge GASSO (MEX)

*Guatemala wins 8:0 on aggregate*

**SERIES 11**

13.09.2003: Heredia, COSTA RICA; Estadio Rosabal Cordero (A: 1031)  
**COSTA RICA – BELIZE 15:0 (4:0)**  
Júnior DÍAZ 15', 65'; Erick SCOTT 22', 33', 44', 63'; Álvaro SABORÍO 48' pen, 59'; Bernie SCOTT 50'; Pablo BRENES 55'; Warren GRANADOS 71'; Cristian MONTERO 73'; Pablo SALAZAR 78'; Rándall AZIFEIFA 84'; Diego AGUILAR 90'  
Booked: Víctor MORALES (BLZ) 14'  
Sent off: Alvin MÉNDEZ (BLZ) 61'  
R: Nery ALFARO (SLV)

15.09.2003: Cartago, COSTA RICA; Estadio Fello Meza

**BELIZE – COSTA RICA 0:8 (0:3)**  
Erick SCOTT 9', 58'; Álvaro SABORÍO 26' pen, 28'; Warren GRANADOS 46', 51'; Júnior DÍAZ 62'; Michael RODRIGUEZ 79'  
Booked: Anthony CHÁVEZ 2', Harrison ROCHES 69' – Cristian MONTERO 6', Diego AGUILAR 85'  
Sent offs: BLZ – Anthony CHÁVEZ 2', Harrison ROCHES 69'  
R: Rosnick GRANT (HAI)  
*Costa Rica wins 23:0 on aggregate*

**SERIES 12**

07.09.2003: Blairmont, GUYANA; Blairmont Ground

**GUYANA – BARBADOS 4:1 (1:0)**  
Devon MILLINGTON 24'; Shawn BEVENEY 68'; Gregory RICHARDSON 71'; Jonathan PETERS 86' – Fabian FORDE 55'  
Booked: Travis WATERTON 22', Johnaton PETERS 26', Gregory RICHARDSON 44', Orlando JILGEOUS 45' – Dwayne GRIFFITH 58', John WARDE 60', Jason BOXHILL 86'  
Sent off: Dwayne Griffith (BRB) 90'  
R: Timothy HAZELWOOD (VIN)

12.10.2003: Waterford, BARBADOS; National Stadium (A: 3000)

**BARBADOS – GUYANA 2:1 (0:0)**  
Neil HARVEY 75'; Shane MARK 85' – Devon MILLINGTON 87'  
Booked: Dale GRIFFITH 63' – Shawn BEVENEY 53'  
R: Roberto DELGADO (CUB)  
*Guyana wins 5:3 on aggregate*

**SECOND ROUND/SEGUNDA RONDA**

**SERIES A**

15.11.2003: San Salvador, EL SALVADOR; Estadio Cuscutlan (A: 6900)  
**EL SALVADOR – CANADA 1:0 (0:0)**  
Josué GALDÁMEZ 85' pen  
Booked: Marvin GONZÁLEZ 51', Eliseo QUINTANILLA 58', Denis ALAS 82' – Chris POZNIAK 25', Atiba HUTCHINSON 69'  
R: Victor STEWART (JAM)

19.11.2003: Kelowna, British Columbia CANADA; Apple Bowl Stadium (A: 2276)

**CANADA – EL SALVADOR 1:0 (0:0) (1:0) aet, 5:4 pen**  
Rocco PLACENTINO 48'  
Booked: Adam BRAZ 36', Rocco PLACENTÍN 43', Chris POZNIAK 49', Winston MARSHALL 68', David MASCIANTONIO 92' – William TORRES 9', Alfredo PACHECO 14', Ramón SÁNCHEZ 47', Eliseo QUINTANILLA 49', Isaac ZELAYA 83'  
Sent offs: David MASCIANTONIO 117' – Eliseo QUINTANILLA 52', Denis ALAS 102'  
*Tied 1:1 on aggregate, Canada wins 5:4 on penalty kicks*

**SERIES B**

16.11.2003: Miami, Florida USA; Orange Bowl (A: 19280)

**HAITI – HONDURAS 0:1 (0:1)**  
Emil MARTINEZ 3'  
Booked: Wadson CORRIOLAL 34', Jean-Michael BOUCICAUT 45' – Alex ANDINO 56', Mauricio CASTRO 82', Hendry TOMAS 89'  
R: Richard PIPER (TRI)

19.11.2003: Ceiba, HONDURAS; Estadio Nilmo Edwards (A: 9100)

**HONDURAS – HAITI 2:2 (1:2)**  
Víctor BERNÁRDEZ 14', 86' – Roody LORMERA 42'; Jean-Philippe PEGUERO 44'  
Booked: Nery MEDINA 22', Sergio MENDOZA 42' – Judain DELSA 12', Roody LORMERA 43', Mones CHERY 44', Robinson ALCIME 72'  
Sent off: Mones CHERY (HAI) 89'  
R: German ARREDONDO (MEX)  
*Honduras wins 3:2 on aggregate*

**SERIES C**

25.10.2003: Ciudad de Panamá, PANAMA; Estadio Rommel Fernández (A: 2331)

**SAINT LUCIA – PANAMA 1:6 (0:3)**  
Shervon JAMES 68' – Luis TEJADA 14', 45', 48', 70'; José GARCÉS 15', 55'  
Booked: Jarvin SKEETE 31', Chat ST. CROIX 50' – Luis MORENO 24', Rolando ESCOBAR 52'  
R: Mark FORDE (BRB)

28.10.2003: Ciudad de Panamá, PANAMA; Estadio Rommel Fernández (A: 350)

**PANAMA – SAINT LUCIA 7:0 (3:0)**  
Luis TEJADA 37', 60'; José GARCÉS 39', 41'; Blas PÉREZ 74', 77'; William AGUILAR 82'  
Booked: Jarvin SKEETE (LUC) 69'  
R: Mauricio NAVARRO (CAN)  
*Panama wins 13:1 on aggregate*

**SERIES D**

15.11.2003: Basseterre, ST. KITTS & NEVIS; Warner Park (A: 7000)

**ST. KITTS & NEVIS – USA 0:6 (0:2)**  
Ed JOHNSON 13', 51'; Bobby CONVEY 28'; Edson BUDDLE 79', 82'; Alecko ESKANDARIAN 87'  
Booked: Atiba HARRIS 31' – Ed JOHNSON 51', Nat BORCHERS 72', D.J. COUNTESS 83', Kyle MARTINO 85'  
R: Carlos BATRES (GUA)

19.11.2003: Georgetown, Maryland USA; Maryland Sports Complex (A: 1085)

**USA – ST. KITTS & NEVIS 4:0 (1:0)**  
David TESTO 2', 61'; Kyle MARTINO 86'; Eddie GAVEN 90'+ pen  
Booked: Alecko ESKANDARIAN 79', Kyle MARTINO 90' – Keithroy EDDY 56', Alister WARNER 68'  
R: William MATTUS (CRC)  
*USA wins 10:0 on aggregate*

**SERIES E**

15.11.2003: St. George's GRENADA; Grenada National Stadium (A: 5500)

**GRENADA – TRINIDAD & TOBAGO 1:1 (1:1)**  
Kithson BAIN 10' – Silvio SPANN 33' pen  
Booked: Christopher CHARLES 10', Ken SEARLES 34' – Kenwyne JONES 37'  
R: Rodolfo SIBRIAN (SLV)

19.11.2003: Port of Spain, TRINIDAD & TOBAGO; Hasley Crawford Stadium (A: 8000)

**TRINIDAD & TOBAGO – GRENADA 3:0 (2:0)**  
Kendall DAVIS 5'; Devon MITCHELL 9'; Kerry BAPTISTE 56'  
Booked: none  
R: Jose PINEDA (HON)  
*Trinidad & Tobago wins 4:1 on aggregate*

**SERIES F**

16.11.2003: Kingston, JAMAICA; National Stadium (A: 12000)

**JAMAICA – GUATEMALA 2:0 (1:0)**  
Luton SHELTON 27', 71'  
Booked: JAM – Christopher HARVEY 17', Bradley THOMAS 59'  
R: Jaggernath GOOLCHARAN (TRI)

19.11.2003: San Marcos, GUATEMALA; Estadio Marquesa De La Ensenada (A: 3932)

**GUATEMALA – JAMAICA 2:1 (1:0) (2:0) aet**  
Fredy Thompson 41'; Johnny LEONARDO 75' – Ronald DEAN 108'  
Booked: Fredy THOMPSON 17', Eddy ORTIZ 57', Julio MONTERROSO 90' – Damián WILLIAMS 32', Fabian DAWKINS 72'  
R: Kevin STOTT (USA)  
*Jamaica wins 3:2 on aggregate*

**SERIES G**

15.11.2003: Cartago, COSTA RICA; Estadio Fello Meza (A: 3000)

**COSTA RICA – GUYANA 7:0 (2:0)**  
Álvaro SABORÍO 7', 50', 60' pen, 82'; José Luis LÓPEZ 13'; Pablo SALAZAR 76'; Erick SCOTT 88'  
Booked: GUY – Orlando JILGEOUS 25', Jerome RICHARDSON 80'  
R: Mike SEIFERT (CAN)

23.11.2003: Berbice, GUYANA; Blairmont Community Centre Ground (A: 4000)

**GUYANA – COSTA RICA 1:3 (1:3)**

Shawn Beveney 35' – Erick SCOTT 27'; Álvaro SÁBORIO 42'; Roy MYRIE 43'

Booked: Kelvin MCKENZIE 39' – Michael UMANA 64'

R: Alexander WILLIAMS (LUC)

Costa Rica wins 10:1 on aggregate

**FINAL ROUND/RONDA FINAL – Guadalajara, MÉXICO**

*Group/Grupo A*

03.02.2004: Estadio 3 de Marzo (A: 2500)

**HONDURAS – CANADA 1:0 (0:0)**

Emil MARTINEZ 58'

Booked: Wilson PALACIOS 34', Sergio MENDOZA 41' –

Victor OPPONG 44'

R: Greivin PORRAS (CRC)

03.02.2004: Estadio 3 de Marzo (A: 2500)

**USA – PANAMA 4:3 (3:0)**

Bobby CONVEY 7', 79'; Brad DAVIS 27'; Landon DONOVAN 29' – José

Luis GARCES 53', 71'; Luis HENRIQUEZ 57'

Booked: Brad DAVIS 18', Kyle BECKERMAN 22' – Luis HENRIQUEZ 33',

Francisco LOPEZ 50', Felipe BALOY 80'

R: Gilberto ALCALA (MEX)

05.02.2004: Estadio 3 de Marzo (A: 1500)

**PANAMA – HONDURAS 1:3 (1:2)**

OG 25' – Emil MARTÍNEZ 13', 28'; Jerry PALACIOS 78'

Booked: Engin MITRE 9', Luis MORENO 42', Luis HENRIQUEZ 55',

José Luis GARCES 73' – Wilson PALACIOS 40', Walter MARTINEZ 53',

Alex ANDINO 67'

R: Greivin PORRAS (CRC)

05.02.2004: Estadio 3 de Marzo (A: 1500)

**USA – CANADA 2:0 (1:0)**

Bobby CONVEY 29', 70'

Booked: Brian CARROLL 18', Ed JOHNSON 19', Chad MARSHALL 36',

Ricky LEWIS 68' – Kevin HARMES 12', Adam BRAZ 15', Atiba HUTCHIN-

SON 24', David MASCANTONIO 66'

Sent off: Adam BRAZ (CAN) 71'

R: Neal BRIZAN (TRI)

07.02.2004: Estadio 3 de Marzo (A: 1000)

**CANADA – PANAMA 1:2 (1:1)**

Robert FRIEND 20' – José Luis GARCES 13'; Victor MIRANDA 75'

Booked: Rocco PLACENTÍN 10', Robert FRIEND 28', Victor OPPONG 65'

– Luis TEJADA 3', Blas PEREZ 23', Francisco LOPEZ 55', Roberto STEW-

ART 56', José Luis GARCES 66', Luis MORENO 66', Jaime PENEDO 78',

Wess TORRES 89'

Sent off: Joshua SIMPSON 81' – Blas PEREZ 52'

R: Victor STEWART (JAM)

07.02.2004: Estadio 3 de Marzo (A: 1000)

**HONDURAS – USA 3:4 (1:1)**

Roland MARADIAGA 30' pen, 71' pen; Samir ARZU 76' – Alecko ESKAN-

DARIAN 27', 57', 69'; Kyle BECKERMAN 46'

Booked: Nery MEDINA 69' – Logan PAUSE 71'

Sent off: José Luis BURCIAGA JR. (USA) 29'

R: Gilberto ALCALA (MEX)

*Group/Grupo B*

02.02.2004: Estadio Jalisco (A: 15000)

**COSTA RICA – JAMAICA 3:0 (0:0)**

Roy MYRIE 68', 74'; Leonardo ARAYA 90'

Booked: José Luis LÓPEZ 42', Pablo SALAZAR 58' – Shavar THOMAS

34', Simeon HOWELL 45', Omar DALEY 49'

R: Neal BRIZAN (TRI)

02.02.2004: Estadio Jalisco (A: 15000)

**MEXICO – TRINIDAD & TOBAGO 3:1 (1:1)**

Ismael RODRÍGUEZ 44'; Mario PÉREZ 60'; Juan Carlos CACHO 90' –

Devon MITCHELL 19'

Booked: Juan Pablo GARCÍA 36' – Kerry BAPTISTE 20', Anthony NORIE-

GA 25', Lindón DIAZ 64'

R: Victor STEWART (JAM)

04.02.2004: Estadio Jalisco (A: 19000)

**TRINIDAD & TOBAGO – COSTA RICA 0:4 (0:1)**

Álvaro SABRORIO 30'; Erick SCOTT 64', 70'; Winston PARKS 78'

Booked: none

Sent off: Devon MITCHELL (TRI) 84'

R: Alex PRUS (USA)

04.02.2004: Estadio Jalisco (A: 19000)

**MEXICO – JAMAICA 4:0 (3:0)**

Diego MARTINEZ 5' pen; Luis Ernesto PEREZ 18'; Juan Pablo GARCÍA

25'; Rafael MÁRQUEZ LUGO 90'

Booked: Diego MARTINEZ 5', Francisco RODRÍGUEZ 26', Mario PÉREZ

28', Ismael RODRÍGUEZ 72' – Christopher HARVEY 7', Damion

WILLIAMS 27', Simeon HOWELL 30'

Sent off: Shavar THOMAS (JAM) 3'

R: Rodolfo SIBRIAN (SLV)

06.02.2004: Estadio Jalisco (A: 50000)

**JAMAICA – TRINIDAD & TOBAGO 1:2 (0:1)**

Keith KELLY 75' – Scott SEALEY 5'; Silvio SPANN 86' pen

Booked: Damion WILLIAMS (JAM) 39'

R: Alex PRUS (USA)

06.02.2004: Estadio Jalisco (A: 50000)

**MEXICO – COSTA RICA 1:1 (1:1)**

Luis Ernesto PÉREZ 11' – Junior DÍAZ 7'

Booked: Omar MONIAREZ 13', Jaime DURAN 40', Luis Ernesto PÉREZ

63' – José VILLALOBOS 1', Michael UMANA 9', Roy MYRIE 21', Winston

PARKS 45', Pablo BRENES 60', Júnior DÍAZ 63'

Sent off: Omar MONIAREZ (MEX) 90'

R: Rodolfo SIBRIAN (SLV)

*Semifinals/Semifinales*

10.02.2004: Estadio Jalisco (A: 60000)

**COSTA RICA – HONDURAS 2:0 (1:0)**

José Luis LÓPEZ 22'; ÁLVARO SABRORÍO 79'

Booked: CRC – Júnior DIAZ 5', José Luis LÓPEZ 34',

José Daniel VALLEJOS 76'

R: Gilberto ALCALA (MEX)

10.02.2004: Estadio Jalisco (A: 60000)

**USA – MEXICO 0:4 (0:2)**

Rafael MÁRQUEZ LUGO 26', 55'; Diego MARTINEZ 28';

Ismael INIGUEZ 90'

Booked: Chris WINGERT 31', Nat BORCHERS 35', Ricky LEWIS 76' –

Mario PEREZ 2', Aarón GALINDO 56'

Sent off: Nat BORCHERS (USA) 74'

R: Neal BRIZAN (TRI)

*Third-Place/Tercer Puesto*

12.02.2004: Estadio Jalisco (A: 1500)

**USA – HONDURAS 1:1 (0:0) (1:1) 3:4 pen**

Alecko ESKANDARIAN 50' – Emil MARTINEZ 75' pen

Booked: Victor BERNÁDEZ 8', Mauricio CASTRO 21', Wilson PALACIOS

39', Hendry THOMAS 56' – David STOKES 17', Brad DAVIS 71', José Luis

BURCIAGA JR. 75'

Sent off: Hendry THOMAS (HON) 89'

R: Rodolfo SIBRIAN (SLV)

*Final*

12.02.2004: Estadio Jalisco (A: 40000)

**COSTA RICA – MEXICO 0:1 (0:0) (0:0) aet**

Diego MARTÍNEZ 101' pen

Booked: José Daniel VALLEJOS 13', Carlos HERNÁNDEZ 58', Pablo

BRENES 100', Álvaro SABRORIO 101' – Mario PEREZ 29', Sergio

Amaury PONCE 58', Aarón GALINDO 66'

R: Victor STEWART (JAM)

<u>GOALKEEPER</u>	<u>COUNTRY</u>	<u>Mins.</u>	<u>Goals</u>	<u>Saves</u>	<u>Ave</u>
Cirilio NAJERA	MEXICO	100	00	03	0.00
Adrian DE LEMOS	CSTA RICA	460	02	26	0.39
Jose CORONA	MEXICO	360	02	07	0.50
Donis ESCOBAR	HONDRS	390	04	10	0.98
Michael WILLIAMS	T/T	090	01	06	1.00
Andrew OLIVIERI	CANADA	270	05	19	1.67
Doug WARREN	USA	210	04	11	1.98
D.J COUNTESS	USA	270	07	12	2.33
Jaime PENEDO	PANAMA	270	08	09	2.67
Rich McCALLUM	JAMAICA	270	09	23	3.00
D. WILLIAMS	T/T	180	07	12	3.50
John BODDEN	HONDRS	090	04	03	4.00

141 saves and 53 goals conceded in 16 games.

#### **WORTHY OF MENTION:**

Adrian DE LEMOS (CRC) made 21 saves in the final 2 games.

Richard McCALLUM (JAM) made 16 saves against Mexico.

¾ goals conceded by Doug WARREN (USA) came from penalty kicks.

#### **GOALSCORERS**

20 MARTINEZ	HON 4 (1p)	10 DONOVAN	USA	3
15 CONVEY	USA 4	08 MARTINEZ	MEX	3
11 ESKANDARIAN	USA 4	23 PEREZ	MEX	3
11 MARQUEZ	MEX 3	07 AGUILAR	PAN	2
08 MARTINEZ	MEX 3 (2p)	09 BRENES	CRC	2
09 GARCES	PAN 3	08 LOPEZ	CRC	2
06 MENDOZA	HON 2			
20 MYRIE	CRC 2	19 SAVARIA	CAN	1
19 SABRORIO	CRC 2	15 DIAZ	CRC	1
07 SCOTT	CRC 2	21 PARKS	CRC	1
15 MARADIAGA	HON 2 (2p)	14 VILLALOBOS	CRC	1
23 PEREZ	MEX 2	08 PALACIOS	HON	1
10 GARCIA	MEX 1	10 GARCIA	MEX	1
11 FRIEND	CAN 1	11MARQUEZ	MEX	1
12 ARAYA	CRC 1	03 PEREZ	MEX	1
15 DIAZ	CRC 1	11WILLIAMS	JAM	1
08 LOPEZ	CRC 1	13 MIRANDA	PAN	1
21 PARKS	CRC 1	16 PEREZ	PAN	1
13 ARZU	HON 1	10 TEJADA	PAN	1
21 PALACIOS	HON 1	10 BAPTISTE	TRI	1
08 KELLY	JAM 1	06 DANIEL	TRI	1
09 CACHO	MEX 1	07 BEASLEY	USA	1
18 INIGUEZ	MEX 1	06 BORCHERS	USA	1
03 PEREZ	MEX 1	09 DAVIS	USA	1
06 RODRIGUEZ	MEX 1	03 LEWIS	USA	1
11 HENRIQUEZ	PAN 1	14 MARSHALL	USA	1
13 MIRANDA	PAN 1	04 STOKES	USA	1
09 MITCHELL	TRI 1	19 TESTO	USA	1
15 SEALEY	TRI 1			
08 SPANN	TRI 1 (1p)			
05 BECKERMAN	USA 1			
09 DAVIS	USA 1			
10 DONOVAN	USA 1			
24 BERNARDEZ	HON (1 og v PAN)			

#### **TOTAL GOALS SCORED (matches 1-16)**

**53 goals in 16 games = 3.44 goals per game**

#### **WHEN THE GOALS WERE SCORED:**

00 – 15 minutes:	07 goals (13%)
16 – 30 minutes:	14 goals (26%)
31 – 45 minutes	02 goals (04%)
46 – 60 minutes:	08 goals (15%)
61 – 75 minutes:	10 goals (19%)
76 – 90 minutes	11 goals (21%)
91 – 120 minutes	01 goal (02%)

#### **HOW THE GOALS WERE SCORED**

<b>TOTAL GOALS</b>	53 Goals (3.44 per game)
Shots	41 (from 296 shots on goal)
Headers	06 (from 92 total headers at goal) (from 455 crosses)
Penalties	06

#### **FROM THE RUN OF PLAY : (72 %)**

Passing run or break through in middle	17
Passing run or break through on the flank	15
Solo performance	06

#### **FROM STANDARD SITUATIONS / SET PLAYS : (28 %)**

Corner kick	03 (0 6%) (from 146 kicks )
Free kick	06 (11%)
Penalty kick	06 (11%)
Throw ins	00

#### **WHO SCORED THE GOALS**

Attackers	26 (49%)
Midfielders	21 (40%)
Defenders	06 (incl. 1 og)(11%)

#### **ACTUAL PLAYING TIME (Matches 1-16)**

MATCH/TEAMS	TIME
1. CRC: JAM	55.:54
2 MEX: TRI	55:36
3. HON: CAN	55:31
4. USA: PAN	54:41
5. TRI: CRC	58:09
6. MEX: JAM	54:11
7. PAN: HON	49:39
8. USA: CAN	51:45
9. JAM: TRI	56:56
10. MEX: CRC	56:06
11. CAN: PAN	53:09
12. HON: USA	61:46
13. CRC: HON	58:18
14. USA: MEX	60:59
15. USA: HON	54:00 (excl. 20:40 ET)
16. CRC: MEX	55:22 (excl. 08:26 ET)
Average after 16 matches = 55:45 (excluding extra time.)	



## 2004 CONCACAF

### Men's Pre-Olympic Qualification All-Tournament Team / Equipo del Torneo Preolímpico Masculino Sub-23

#### Best XI/Mejores XI

GK: Adrián DE LEMOS (CRC);  
DF: Aarón GALINDO (MEX), Francisco RODRÍGUEZ (MEX),  
Michael UMAÑA (CRC);  
MD: Bobby CONVEY (USA), José Luis LÓPEZ (CRC), Diego  
MARTÍNEZ (MEX), Luis Ernesto PÉREZ (MEX);  
AT: Landon DONOVAN (USA), Rafael MÁRQUEZ LUGO (MEX),  
Emil MARTÍNEZ (HON).

#### Honourable Mentions/Menciones Honorables

GK: Andrew OLIVIERI (CAN);  
DF: Felipe BALOY (PAN);  
MD: Keith KELLY (JAM), Silvio SPANN (TRI);  
AT: José Luis GARCÉS (PAN), Jerry PALACIOS (HON),  
Erick SCOTT (CRC).

## MATCH OFFICIALS

### REFEREES

Gilberto ALCALA (MEX)  
Neal BRIZAN (TRI)  
Alex PRUS (USA)  
Greivin PORRAS (CRC)  
Rodolfo SIBRIAN (JAM)

### REFEREE ASSISTANTS

Hugo Jose CALERO PEREZ (MEX)  
Hector DELGADILLO (MEX)  
Anthony GARWOOD (JAM)  
Modesto HIERREZUELO (CUB)  
R. Reynaldo SALINAS (HON)  
Chris STRICKLAND (USA)  
Hector VERGARA (CAN)

### TEAM DISCIPLINARY RECORDS

<u>Country</u>	<u>Fouls Total / Average Per Game</u>	<u>Cards</u>
CAN	48/16	8 Y/1 R
CRC	77/15	15 Y
HON	68/14	10 Y/1 R
JAM	48/14	7 Y/1 R
MEX	62/12	13 Y/1 R
PAN	47/15	15 Y/1 R
TRI	24/8	3 Y/1 R
USA	78/16	13 Y/2 R



## THE FINAL WORD:

### CONCACAF DELEGATION

#### PRESIDENTIAL OFFICE:

President Jack Warner  
Executive Assistants Patricia Modeste

#### SECRETARIAT:

General Coordinator Jill Fracisco  
Competition Assistant Darren McCarthy  
Director of Marketing Stefano Turconi  
Media Officer Steven Torres

#### COMMISSIONS:

Match Commissioners Francis Cezair, David Sabir,  
Rafael Salguero  
Referee Inspectors Lisle Austin, Ronald Guterrez,  
Carlos Ortiz  
Technical Study Group Dick Howard

#### LOCAL ORGANISING COMMITTEE:

Chairman Jimmy Goldsmith  
Assistant Jose Maria Martinez  
Venue Press Officers Luis Martinez, Mauricio Zavala  
Press Operation Assistants Abraham Baltazar, David Medrano,  
Oswaldo Rojas

#### EDITORS:

Dick Howard, Chairman, CONCACAF Coaching Committee  
Jason Hughes, Deputy General Secretary-Communications

#### ADDITIONAL WRITING:

Steven Torres, CONCACAF Media Officer

#### TRANSLATION:

Sheyla Romano

#### GRAPHICS:

Mike Maselli

#### PHOTOGRAPHS:

Manuel Medina

#### SPECIAL THANKS:

Guadalajara Stats Crew: C.P. Jorge Arturo Silva Teran, Juan Manuel  
Martinez, Alejandro Sánchez Saldana, Ricardo Velasco Sánchez,  
Diego Silva Sánchez.



Confederation of North, Central American and Caribbean Association Football  
725 Fifth Avenue, 17th Floor, Trump Tower • New York, NY 10022 • USA  
Telephone: +1 212 308 0044 • Telefax: +1 212 308 1851  
[www.CONCACAF.com](http://www.CONCACAF.com)