

RH 100: By the Numbers

China and the Internet dominate, while most deals come in small packages.

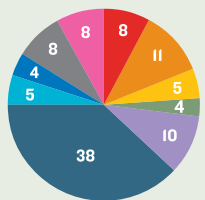
RED HERRING'S TOP 100 COMPANIES OF ASIA

- 24/7 Customer MakeMyTrip.com
- 24x7 Learning MassMedia Studios
- 51 Show Mauj Telecom
- 9You Information Technology Mcubeworks
- abKey MetricStream
- ACL Wireless Miartech
- Actela Mobile2win
- Advanced Radio Engineering Morpho
- Aigo Naviblog
- Allyes AdNetwork Nayio Media
- Antig Technology NeoAccel
- Avesthagen NetInfinium
- Baihe Online Technology Netpia
- Bbmao.com n-Logue Communications
- BuzzCity Noah Education Holdings
- CGen Media Novatium Solutions
- China Broadband Oak Pacific Interactive
- Communications Ocimum Biosolutions
- Chipnuts Technology PayEase
- Clipcomm Pentamicro
- Comsenz Networking People Group
- ConvergeLabs Technologies Phi Microtech
- Coruscant Tec Photop Technologies
- CSDN PI R&D
- Daumsoft POSDAQ
- DideoNET Rock Mobile
- DraTek Technologies Shanghai GammaStar
- Drishtee Technology Development
- EC Navi Shanghai Hintsoft
- eDuShi Shenzhen SiBiono GeneTech
- Ensoltek SIMmersion Holdings
- Esqube Communications Singular ID
- euglena SoftJin Technologies
- Evalueserve Taiwan Liposome
- eWarna tenCube
- Exist Software Teruten
- GetData Tomato LSI
- Gmedia Toodou
- GNI Toonz Animation
- GoPets Ubicod
- GPANS Veredus Laboratories
- Hansun Technologies Waawoo Technology
- Happy China Wealink
- HiChina Winitech
- Iconlab Worksoft Creative Software
- Imagis Technology
- Indialdeas.com WS02
- Info Edge India Xplus
- Innoviti YourAmigo
- Innoxius Technologies Zhongsou
- LDK Solar Hi-Tech Zio Interactive
- Madhouse

The Net Is Back

More than one-third of this year's winners come from the Internet sector.

- Biosciences
- Energy
- Other
- Wireless
- Communications
- Entertainment
- Security/Defense
- Computing
- Internet/Services
- Software

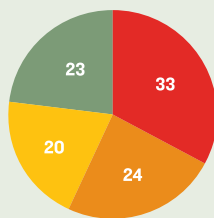


Source: Red Herring research, company info

Chinese Takeover

China makes a strong showing, with 33 companies on this year's list.

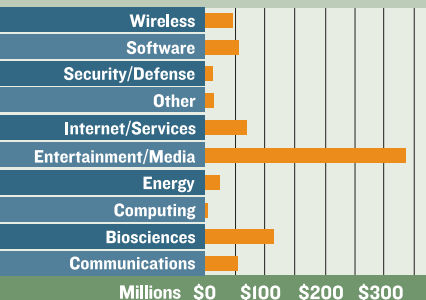
- China
- South Korea
- India
- Everywhere else



Source: Red Herring research, company info

VC Sector Spending

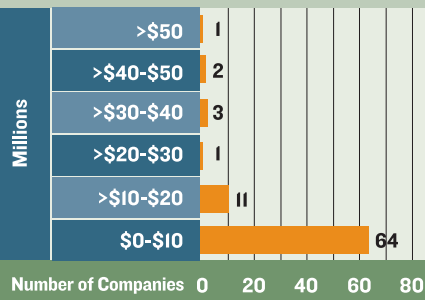
Internet/Services received the most venture funding, followed by software*.



Source: Red Herring research, company info, *data from 82 companies

Tons of Tiny Deals

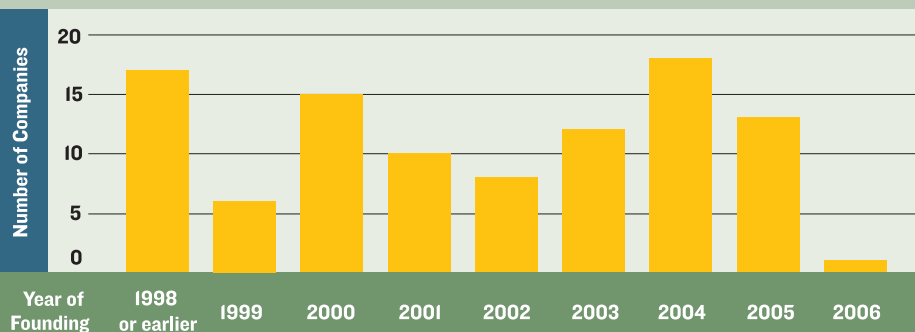
Most VC financing came in smaller, sub-\$10-million deals.



Source: Red Herring research, company info, *data from 82 companies

Not Many Newbies

Only one company from this year's list was founded in 2006.



Source: Red Herring research, company info