



2007 ATHLETICS

Jason Kendall led all Major League catchers in games caught for the fifth straight season last year and became the first catcher in Major League history to catch 140 or more games eight times in his career. He has started a major league-high 989 games behind the plate since 2000.



Bob Geren

52

Manager

Robert Peter Geren


Named as A's bullpen coach, November 13, 2002

Named as A's manager, November 17, 2006

Birthdate: September 22, 1961

Opening Day Age: 45

Birthplace/Resides: San Diego, California / Danville, California



Bob Geren was named the 28th manager in franchise history and the 17th in Oakland history on November 17, 2006. Geren has been a member of the A's coaching staff for the last four seasons, serving as the club's bench coach in 2006 after spending the previous three seasons as bullpen coach. He joined the A's organization in 1999 as manager of Single-A Modesto and spent the next three



seasons (2000-02) at the helm of the Triple-A Sacramento River Cats. He also managed in the Boston Red Sox farm system for three seasons, guiding Utica of the New York-Penn League in 1995, the Red Sox Gulf Coast League team in 1996 and Sarasota of the Florida State League in 1998. His seven-year managerial record on the minor league level is 452-390, including a 319-253 record in the A's system. He gained further managerial experience in the 2005 off-season, leading Escogido in the Dominican Winter League.

Geren was named the California League's Manager of the Year in 1999 after his Modesto club finished 88-52 and won both halves in the Northern Division of the California League. He then led Triple-A Sacramento to consecutive first place finishes in the Southern Division of the Pacific Coast League, as the River Cats posted a 90-54 record in 2000 and 75-69 in 2001.

A former catcher, Geren's professional playing career spanned 15 seasons, including five years in the Major Leagues with the New York Yankees and San Diego Padres. Originally a first round pick of the Padres in 1979, Geren was traded to the St. Louis organization prior to making his Major League debut with the Yankees in 1988. He played four seasons with New York from 1988-91 and enjoyed his best season in 1989 when he batted .288 and hit a career high nine home runs. After spending the 1992 season in Boston's minor league system, Geren finished his playing career with San Diego in 1993. He owns a .233 career batting average in 307 Major League games.

A native of San Diego, Geren attended Clairemont High School. Bob and his wife Pam, reside in Danville with their sons, Brett and Bobby.

Major League Record

	AVG.	G	AB	R	H	2B	3B	HR	RBI
TOTALS	.233	307	765	62	178	21	1	22	76

Managerial Record

Year	CLUB	LEAGUE	CLASS	W-L	POS
1995	Utica	New York-Penn	Rookie	33-40	5th / Pickney
1996	GC Red Sox	Gulf Coast	Rookie	24-36	4th / Western
1998	Sarasota	Florida State	Single-A	76-61	3rd / Western
1999	Modesto	California	Single-A	88-52	1st / North
2000	Sacramento	Pacific Coast	Triple-A	90-54	1st / Southern
2001	Sacramento	Pacific Coast	Triple-A	75-69	1st / Southern
2002	Sacramento	Pacific Coast	Triple-A	66-78	3rd / Southern
Minor League Totals				452-390	

Athletics Managers

Manager	Years	W	L	Pct.	Notes
Connie Mack	1901-50	3627	3891	.482	9 AL Pennants, 5 World Championships
Jimmie Dykes	1951-53	208	254	.450	
Eddie Joost	1954	51	103	.331	
Lou Boudreau	1955-57	151	260	.367	
Harry Craft	1957-59	162	196	.453	
Bob Elliot	1960	58	96	.377	
Joe Gordon	1961	26	33	.441	
Hank Bauer	1961-62, 69	187	226	.453	
Ed Lopat	1963-64	90	124	.421	
Mel McGaha	1964-65	45	91	.331	
Haywood Sullivan	1965	54	82	.397	
Alvin Dark	1966-67, 74-75	314	291	.519	2 AL West Titles, 1 AL Pennant, 1 World Championship
Luke Appling	1967	10	30	.250	
Bob Kennedy	1968	82	80	.506	
John McNamara	1969-70	97	78	.554	
Dick Williams	1971-73	288	190	.603	3 AL West Titles, 2 AL Pennants, 2 World Championships
Chuck Tanner	1976	87	74	.540	
Jack McKeon	1977, 78	71	105	.403	Started 1977 season, finished 1978
Bobby Winkles	1977-78	61	86	.415	Finished 1977 season, started 1978
Jim Marshall	1979	54	108	.333	
Billy Martin	1980-82	215	218	.497	1 AL West Title
Steve Boros	1983-84	94	112	.456	
Jackie Moore	1984-86	163	190	.462	
Jeff Newman	1986	2	8	.200	Interim Manager
Tony La Russa	1986-1995	798	673	.542	4 AL West Titles, 3 AL Pennants, 1 World Championship
Art Howe	1996-2002	600	533	.530	2 AL West Titles, 1 AL Wild Card
Ken Macha	2003-2006	368	280	.568	2 AL West Titles

Brad Fischer

35

Bullpen Coach

Bradley James Fischer

Named as A's bullpen coach, December 6, 1995.

Birthdate: June 28, 1956**Opening Day Age:** 50**Birthplace/Resides:** Blissfield, Michigan / McFarland, Wisconsin

The 2007 season marks Brad Fischer's 29th season in the A's organization and his 11th on the Major League level. He had been a minor league player, minor league manager, minor league instructor and assistant director of player development before Art Howe named him as his bullpen coach in 1996. Brad was the A's first base coach in 1997 before moving back to the bullpen for the 1998 season. He returned to the first base coaching box in 2003 and will be back in the bullpen again in 2007.

Fischer's playing career lasted just one season (1978) at Bend, the A's rookie league club, although he did appear in emergency situations at Madison in 1983 and '84. He was out of baseball in 1979 but returned to the Oakland organization in 1980 as manager of Single-A Medford.

In his second season as manager, the A's won the Northwest League championship with a 42-28 record as Fischer earned Manager of the Year honors. After a promotion to Madison he guided the Muskies to a league championship in 1982 and a playoff appearance in 1984. Fischer managed at Huntsville from 1985-87 and reached the playoff all three years, including his second league championship in 1985. The former catcher took over the helm of the A's Triple-A affiliate at Tacoma from 1988-90 and in his final season with the Tigers he reached the postseason for the seventh time. Fischer finished his 11-year minor league managerial career with a 743-670 record.

Following his stint as a manager, Fischer was a minor league instructor for the A's from 1991-93. He then spent two seasons working with Keith Lieppman as the assistant director of player development.

Fischer attended Western Michigan University in Kalamazoo and earned a B.S. degree in Industrial Education. He hit .352 with 34 RBI in 40 games as a senior and signed with the A's as a non-drafted free agent. He and his wife, Mary, have four children, Dan (25), Kelly (22), Kaitlyn (16) and Ryan (13).

Major League Record

	AVG.	G	AB	R	H	2B	3B	HR	RBI
TOTALS	.267	58	180	26	48	8	2	3	27

Rene Lachemann

35

Bullpen Coach

Rene George Lachemann

Named as A's bench coach, October 26, 2004

Birthdate: May 4, 1945

Opening Day Age: 61

Birthplace/Resides: Los Angeles, California / Scottsdale, Arizona



Rene Lachemann returns to the A's coaching staff for the third consecutive season. After serving as the A's bench coach in 2005 and first base coach last season, Lach will take over the third base coaching duties this year.

Lachemann's career in professional baseball spans 42 years and includes Major League managerial stints in Seattle (1981-83), Milwaukee (1984) and Florida (1993-96). His career record as a Major League manager stands at 428-559 (.434). He has been on coaching staffs on teams that have reached postseason play five times (1986 with Boston; 1988-90; 92 with Oakland), including four World Series appearances. He was also a member of the American League's coaching staff for the 1987 and 1990 All-Star Games.

Prior to joining the A's, Lachemann served as the bench coach for the Seattle Mariners (2003-04) and Chicago Cubs (2000-02) and third base coach in St. Louis (1997-99), where he was reunited with Tony LaRussa.

Lachemann began his managerial career in 1973, spending five seasons in Oakland's minor league system. He also gained managerial experience during winter ball, managing in Puerto Rico, Venezuela and Mexico during the 1976-81 off-seasons. In 1978, he earned manager of the year honors at Mayaguez after leading the Puerto Rican team to the Caribbean World Series championship.

A former catcher, Lachemann was signed by the Kansas City Athletics in 1964 and made his Major League debut with the A's in 1965, spending the entire season in Kansas City. His first Major League hit was a pinch hit home run off Chicago's Gary Peters. He also appeared briefly in the Majors with the Athletics in both 1966 and 1968. In 118 big league contests, he hit .210 with nine home runs and 33 RBI.

Lachemann's brothers, Marcel and Bill, also have Major League coaching experience. Marcel served as Rene's pitching coach with the Florida Marlins in 1993 and when Marcel left the Marlins to manage the California Angels in May of 1994, it marked the second time in big league history two brothers were managing at the same time (1879 - Boston's Harry Wright and Providence's George Wright).

A native of Los Angeles, Lachemann attended Dorsey High School and the University of Southern California. He resides in Scottsdale, Ariz. with his wife, Lauri and has two sons, Jim and Britt, and three grandchildren.

Major League Record

	AVG.	G	AB	R	H	2B	3B	HR	RBI
TOTALS	.210	118	281	23	59	9	1	9	33

Bob Schaefer

38

Bench Coach


Robert W. Schaefer

Named as A's bench coach, November 29, 2006

Birthdate: May 22, 1944

Opening Day Age: 62

Birthplace/Resides: Putnam, Connecticut / Fort Myers, Florida



One of three new faces on the A's coaching staff for the 2007 campaign, Bob Schaefer enters his first season as the A's bench coach after spending one season with the Atlanta Braves as a Special Assistant to the General Manager.

The 2007 season will mark Schaefer's ninth year on a Major League coaching staff and his sixth as a bench coach. He previously served as bench coach for Kansas City in 1991 and from 2002-05. Schaefer also coached first base for the Royals from 1988-90 and had the added responsibilities of infield coach during his final four seasons with the Royals organization. He is officially 1-0 as a Major League manager, as he served as the Royals interim skipper in 1991 between the release of John Wathan and the hiring of Hal McRae.

The 62-year old Schaefer has seven seasons of minor league managerial experience, including two seasons at Greensboro (1980-81), one year at Jackson (1983), two years with Tidewater (1984-85) and single seasons with Glenn Falls (1986) and Memphis (1987). He was named South Atlantic League Manager of the Year in 1980 and 1981 and Eastern League Manager of the Year in 1986.

Schaefer also served as a Special Assistant to the GM with Baltimore from 1999-2001 and spent six seasons in the Boston Red Sox organization from 1993-98, the final five as Director of Player Development. Schaefer was selected by St. Louis in the 1966 June draft and spent three seasons in the Cardinals organization as a shortstop.

Schaefer graduated from the University of Connecticut in 1967 and later returned to receive his Master's degree in Physical Education. He received UConn's Distinguished Alumni Award in 2005 which celebrated his achievements with the Huskies baseball program, which included a trip to the 1965 College World Series. Bob makes his off-season home in Fort Myers, Fla. with his wife, Betty. The couple has two children—Lori and Jamie.

Ty Van Burkleo

39

Hitting Coach

Tyler Lee Van Burkleo

Named as A's hitting coach, December 4, 2006

Birthdate: October 7, 1962

Opening Day Age: 44

Birthplace/Resides: Oakland, California / Grass Valley, California



Ty Van Burkleo enters his first season as the A's hitting coach after serving as the minor league roving hitting instructor in the Los Angeles Angels organization for the past six seasons. Prior to joining the Angels organization, he spent four seasons as a minor league coach in the Arizona Diamondbacks organization (1997-2000), serving as a coach at Rookie-Lethbridge in 1997, Single-A High Desert in 1998 and Double-A El Paso in 1999-2000. He began his coaching career in the Angels organization as a player/coach at Single-A Lake Elsinore in 1996.

Van Burkleo played professionally for 14 seasons, including Major League stints with the California Angels (1993) and Colorado Rockies (1994). He made his Major League debut with the Angels on July 28, 1993 and hit .152 with one home run for the Halos. He was hitless in five at bats for the Rockies in 1994. Van Burkleo played five seasons in Japan for Seibu (1987-90) and Hiroshima (1991). He led the 1988 Seibu club to the Japan League Championship, earning player of the year honors after hitting .268 with 38 home runs and 90 RBI. A 1980 graduate of Chatsworth (CA) High School, he was originally signed as a free agent in 1981 by Milwaukee out of Los Angeles Valley College.

Ty makes his off-season home in Grass Valley with his wife, Christine, and five children—Britney, Cameron, Sierra, Devin and Walker.

Major League Record

	AVG.	G	AB	R	H	2B	3B	HR	RBI
TOTALS	.132	14	38	2	5	3	0	1	1

Tye Waller

36

First Base Coach

Elliott Tyrone Waller

Named as A's first base coach, December 21, 2006

Birthdate: March 14, 1957

Opening Day Age: 50

Birthplace/Resides: Fresno, CA / San Diego, CA



Tye Waller enters his first season as the A's first base coach after serving in the same capacity with the San Diego Padres last season. His 19-years in the Padre organization also included a six-year stint as the Padres director of player development (2000-05) before he returned to the field last season.

Waller began his coaching career in 1988 with the Padres rookie-level club in Spokane, Wash. He then served as the club's minor league outfield and base running instructor from 1989-93 before taking over the managerial duties at Spokane for the 1994 season. Waller accepted his first Major League coaching position in 1995 as the Padres bullpen coach and then served as San Diego's coordinator of minor league instruction from 1997-1999.

Selected by the St. Louis Cardinals in the fourth round of the 1977 First-Year Player Draft, Waller played 11 seasons professionally, including parts of four seasons in the Majors. In his first season of professional ball, he batted .320 for Calgary and led the Pioneer League in hits, runs and RBI on his way to league MVP honors. He made his Major League debut with the Cardinals in 1980 and appeared in five games for the Redbirds. He was traded to the Chicago Cubs in the off-season to complete a deal that sent Leon Durham and Ken Reitz to the Cubs for Bruce Sutter. He appeared in 30 games for the Cubs in 1981 and finished the season batting .268 with three home runs and 13 RBI. Waller was traded to the White Sox in December of 1982 and signed a free agent contract with the Astros in 1983. He appeared in 11 games for the Astros in 1987, his last season of professional ball.

A native of Fresno, Waller graduated from Hoover High School and attended San Diego City College for two years. Tye makes his off-season home in San Diego with his wife, Cynthia. The couple has four children—Elliott and triplets Todd, Terrence and Tiffany.

Major League Record

	AVG.	G	AB	R	H	2B	3B	HR	RBI
TOTALS	.236	63	110	18	26	3	1	3	14

Curt Young

41

Pitching Coach


Curtis Allen Young

Named as A's pitching coach, December 2, 2003

Birthdate: April 16, 1960

Opening Day Age: 46

Birthplace/Resides: Saginaw, Michigan / Scottsdale, Arizona



Curt Young returns for his fourth consecutive season as A's pitching coach, a position he was appointed to on December 2, 2003. The 2007 season will mark Young's 20th in the Oakland organization, which includes 12 years as a player and four years as a minor league coach.

Over the past three seasons, A's pitchers rank second in the American League in ERA (4.02), opponent batting average (.258) and are tied for second in shutouts (31). The staff has also allowed the fewest home runs (480) in the American League over the past three seasons. A's starters have posted a cumulative 4.19 ERA over the past three seasons, which is tied for the best mark in the American League while limiting hitters to an AL-low .263 average. Starters have logged the most innings (3,019.0) of any AL starting staffs over the last three years while posting a 195-158 (.552) record. The bullpen has also shined over the last three seasons, posting the third best ERA (3.66) in the league.

During Young's tenure as pitching coach, four A's pitchers—Mark Mulder (2004), Tim Hudson (2004), Justin Duchscherer (2005) and Barry Zito (2006)—have been selected to the American League All-Star team, while closer Huston Street earned 2005 American League Rookie of the Year honors. Zito (July, 2005) and Esteban Loaiza (August, '06) earned AL Pitcher of the Month Awards while Joe Blanton twice earned AL Rookie of the Month Awards in 2005.

Young began his coaching career in 2000 as the pitching coach at Double-A Midland. His first Midland staff compiled a 4.64 ERA which was the lowest figure posted by the club in 15 years. His 2001 staff bettered the previous year's figure by 24 points, finishing with a 4.40 ERA, and in 2002 the RockHounds finished with a 3.88 ERA. Young was moved up to Triple-A Sacramento for the 2003 season and the River Cats posted the fourth best ERA in the Pacific Coast League (3.90) en route to the PCL Championship.

Young compiled a 69-53 record and a 4.31 ERA in 251 games, 162 starts, in an 11-year Major League career that included stints with Oakland (1983-91, 93), Kansas City (1992) and the New York Yankees (1992). He was originally drafted by the A's in the fourth round of the 1981 June draft and made his Major League debut in 1983. The left-hander went 13-9 with a 3.45 ERA in 1986 and led the team in victories, earning him an Opening Day start in 1987. He matched his career best in wins in 1987, posting a 13-7 record and a 4.08 ERA in a career high 31 starts. Young was also a member of the A's starting rotation when they won three consecutive American League pennants from 1988-90. He tossed two one-hitters during his career: October 5, 1986 against Kansas City and June 9, 1987 against Chicago.

Young graduated from Arthur Hill High School in Saginaw, Michigan, where he also starred as a quarterback, and attended Central Michigan University. In 1980, he pitched for the United States team in the World Amateur Baseball Tournament in Japan. Curt makes his off-season home in Scottsdale, Ariz. with his wife, Kathy and their two sons.

Major League Record

	W	L	ERA	G	IP	H	R	ER	BB	SO
TOTALS	69	53	4.31	251	1107.0	1133	581	530	366	536

Winning Seasons

The A's posted a 93-69 record last year, marking the club's eighth consecutive season with a winning record. Only the Yankees (14) and Boston (9) have longer active streaks with a winning record. The A's are now 751-544 (.580) over the last eight years, which is the second best record in the American League to New York (777-515, .601) and third best in the Majors behind Atlanta (751-544, .580). This marks the third time in franchise history the A's have put together at least eight straight winning seasons as the Philadelphia A's had nine straight winning seasons from 1925-33 and the Oakland A's finished with a winning record in each of their first nine seasons in Oakland (1968-76).

Joe Blanton

55

Right-Handed Pitcher

Height/Weight: 6-3 / 250

Bats/Throws: Right / Right

Birthdate: December 11, 1980

Opening Day Age: 26

Birthplace/Resides: Nashville, Tennessee / Louisville, Kentucky

Major League Service: 2 years, 16 days

Obtained: Selected in the 1st round (24th selection overall) of the June, 2002 draft

Contract Status: First year of a one-year contract through 2007.



2006 Highlights

Went 16-12 with a 4.82 ERA in 32 games, 31 starts...tied for the team lead and tied for eighth in the American League in wins...after tying an Oakland rookie record with 12 wins in 2005, he posted the fifth best win total by an Oakland pitcher in his sophomore season (Blue, 24 in 1971; Mulder, 21 in 2001; Hudson, 20 in 2000; Zito, 17 in 2001)...matched his loss total from 2005 and his ERA was more than a run higher than his 3.53 mark...allowed a .309 opponents batting average, which was third highest in the AL...it was fourth highest in Oakland history and the highest since Bob Welch had a .310 mark in 1993...it was the highest in Oakland history by a pitcher with a winning record, topping the .298 by Jimmy Haynes, who went 11-9 in 1998...it was the highest by a Major League starting pitcher with 15 or more wins in the post World War II era...the only other pitcher to allow a .300 batting average and win 15 or more games since then is Bob Tewksbury who went 17-10 with a .301 opponents batting average in 1993 for St. Louis...allowed 241 hits, which led the AL, was fifth most in the AL and the most by an A's pitcher since Dave Stewart allowed 245 in 1991...also led the team in runs (111) and earned runs (104)...allowed 50 doubles, which tied for third most in the AL...yielded just 17 home runs in 194.1 innings, an average of 0.79 per nine innings, which was seventh lowest in the AL...his opponents batting average dropped to .288 (55 for 191) with runners in scoring position but opponents were 7 for 17 (.412) with a grand slam with the bases loaded...went 8-8 with a 4.95 ERA (61 er in 111.0 ip) in 18 starts before the All-Star Break and was 8-4 with a 4.64 ERA (43 er in 83.1 ip) in 14 games, 13 starts, after the break...tied for fifth in the AL in post-break wins...is now 13-15 with a 4.71 ERA (110 er in 210.1 ip) in 35 career appearances before the break and 15-9 with a 3.63 ERA (78 er in 193.1 ip) in 33 games after the break...was 8-3 despite a 5.40 ERA (41 er in 68.1 ip) in 11 starts during the day and 8-9 with a 4.50 ERA (63 er in 126.0 ip) in 21 games, 20 starts at night...tied for second in the AL in wins during day games...went 9-5 with a 4.52 ERA (49 er in 97.2 ip) in 15 starts at home and 7-7 with a 5.12 ERA (55 er in 96.2 ip) in 17 games on the road...tied for fourth in the AL in home wins...went 3-2 with a 6.14 ERA (20 er in 29.1 ip) in five starts in April and 2-2 with a 6.61 ERA (24 er in 32.2 ip) in six games, five starts in September...was 11-8 with a 4.09 ERA (60 er in 132.1 ip) in 21 starts in the fourth month in between...allowed six home runs in September after allowing just 11 home runs over the first five months of the season...was 7-0 with a 3.08 ERA (18 er in 52.2 ip) in eight starts against Seattle and Texas and 9-12 with a 5.46 ERA (86 er in 141.2 ip) in 24 games against everyone else...is now 10-3 with a 3.63 ERA (41 er in 101.2 ip) in 17 career appearances against Seattle and Texas and 18-21 with a 4.38 ERA (147 er in 302.0 ip) in 51 appearances against everyone else...including 0-6 with a 3.77 ERA (25 er in 59.2 ip) in 10 career appearances against Los Angeles...received run support of one run or less eight times and was 0-8 in those starts...was 16-4 in his 23 starts with support of more than one run...has received run support of one run or less in 22 of his 64 career starts and is 0-19 in those starts...is 28-5 in 42 career starts with more than one run of support...in his career, the A's have scored a total of 25 runs while he was pitching in his 24 losses (138.2 ip, 1.62 per nine innings), 27 runs in his 12 no decisions (66.0 ip, 3.68 per nine innings) and 158 runs in his 28 wins (188.0 ip, 7.56 per nine innings)...committed four errors, which was third most in the AL...was in the A's starting rotation for the entire season until making one relief appearance in his last outing on September 29 at Los Angeles in preparation for a possible relief role in the playoffs (1 er in 3.0 ip)...was 16-12 with a 4.84 ERA (103 er in 191.1 ip) in his 31 starts...the A's were 18-13 (.581) in his starting assignments and are 36-28 (.563) in his career...tossed seven or more innings in 10 of his 31 starts, allowed two runs or fewer 13 times and walked two batters or fewer 21 times...got off to a slow start for the second consecutive season as he went 4-5 with a 6.02 ERA (39 er in 58.1 ip) over his first 10 starts...then tossed his first career shutout on May 31 against Kansas City, a five-hitter in the A's 7-0 win...it was his third career complete game and the low-hit game of his career, but his it was his first complete game victory...is now 1-2 with a 1.08 ERA (3 er in 25.0 ip) when going the distance in his career...beginning on May 31, he went 12-7 with a 4.30 ERA (65 er in 136.0 ip) over his final 22 games, 21 starts...the 12 wins tied for fourth most in the AL over that span...in his two seasons as a starter, he is 4-10 with a 6.31 ERA (75 er in 107.0 ip) over his first 10 starts in a season (20 starts total) and 24-14 with a 3.37 ERA (108 er in 288.2 ip) after that (45 games, 44 starts total)...allowed a career high 11 hits in an 8-2 loss at Minnesota on April 13...strung together consecutive losses on April 13 and 19 and May 5 and 10...those were his only two losing streaks of the season...walked a career high five batters in five innings in the A's 13-6 win at Kansas City on April 30...tossed a career high 118 pitches in that game, a total he would match in his shutout on May 31, also against the Royals...finished April with a 3-2 record but his 6.14 ERA tied for eighth highest in the AL in the month...matched his career high with five walks in the A's 5-3 loss at Texas on May 26...won each of his first three starts after the All-Star Break (8 er in 19.0 ip, 3.79 ERA), his longest winning streak of the season...had a career best 45.2-inning, 202-batter homerless streak from July 16 to September 1...went 4-1 with a 4.55 ERA in five starts in July...tied for second in the AL in wins in the month...allowed a career high tying 11 hits on September 6 against Texas but picked up the win in the A's 9-6 victory...was on the A's ALDS roster but did not pitch against Minnesota...made one appearance in the ALCS against Detroit and tossed 2.0 scoreless innings of relief in Game 1 (2 bb, 2 so).

Most Wins in the American League Since May 31

15	Santana, MIN
14	Garland, CWS
14	Wang, NYY
12	Blanton, OAK
12	Zito, OAK
12	Santana, LAA

Career

2005—Was 12-12 with a 3.53 ERA in 33 starts...set an Oakland rookie record for games started, breaking the previous mark of 32 by Matt Keough in 1978, and tied the record for wins set by Chris Codiroli in 1983...is the sixth Oakland rookie to win 10 games, the third to toss 200 or more innings (201.1) and the fifth to strike out 100 or more (116)...his losses were the most by an A's rookie since Codiroli also lost 12 in 1983...his ERA was the best among Major League rookies with 100 or more innings pitched and he was the only rookie with two complete games...finished second among American League rookies in games started and innings pitched, tied for second in wins and was fourth in strikeouts...led the A's and ranked 10th among all AL pitchers in ERA...his .236 opponents batting average was fourth lowest in the AL...also tied for third in the AL in balks (2), tied for eighth in games started and tied for 10th in complete games...his 3.55 ERA was the lowest by an A's pitcher who did not finish the season with a winning record since 1978 when Keough went 8-15 with a 3.24 ERA and Rick Langford went 7-13 with a 3.43 ERA...had run support of 3.93 which ranked sixth lowest in the AL...it was the lowest figure by an A's pitcher since Lary Sorensen had a mark of 3.78 in 1984...received run support of two runs or less in 19 of his 33 starts and he was the starting pitcher in six of the 12 games in which the A's were shutout...the A's scored a total of six runs while he was pitching in his 12 losses (71.1 ip, 0.76 per nine innings)...was 12-1 in 19 starts when the A's scored more than one run while he was pitching and he received zero run support in eight of his losses...was one of the best pitchers in the AL after the first two months of the season...was 0-5 with a 6.66 ERA and .292 opponents batting average in 10 starts at the end of May but then went 12-7 with a 2.53 ERA and .216 opponents batting average in 23 starts from June 1 until the end of the season...his ERA was second best in the AL over that span...was 11-6 with a 2.81 ERA in 23 starts when pitching on four days rest and 1-6 with a 5.37 ERA in his other 10 starts...had a 3.52 ERA at night which was ninth lowest in the AL...his .236 opponents batting average broke down to .228 against left-handed hitters and .246 against right-handers...allowed a .208 opponents batting average with 10 walks (.246 on-base percentage) when leading off an inning...the on-base percentage was second lowest in the AL and the batting average was third lowest...opponents hit .223 with runners in scoring position which was sixth lowest in the AL...that mark included a .194 average with RISP and two outs...was 5-7 with a 4.44 ERA in 17 starts at the All-Star Break and then went 7-5 with a 2.65 ERA in 16 starts after the break...had the fourth lowest ERA in the AL after the break...went 3-1 with a 2.43 ERA in five interleague starts...went 1 for 3 (.333) at the plate and recorded his first Major League hit on June 9 at Washington with a third inning single off Livan Hernandez...the A's were 18-15 (.545) in his starting assignments...tossed seven or more innings in 12 of his 33 starts but was just 6-5 despite a 1.61 ERA in those starts...tossed his first career complete game in his seventh career start on April 24 but was the losing pitcher in the A's 1-0 loss at Los Angeles...became the first A's pitcher since Ariel Prieto in 1995 to record his first career complete game before his first win...his other complete game was also a loss at Los Angeles, a 2-1 decision on August 31 when he struck out a career high 10...did not strike out a batter over three consecutive starts from May 14 to 25 which was the longest such streak by an A's pitcher since Moose Haas also went three straight starts from May 10-22, 1987...tossed fewer than five innings in four consecutive starts from May 14 to 30, the first A's pitcher to do that without missing his turn in the rotation since Ron Darling did it in his first four starts of 1995...retired just one batter in the A's 14-6 loss at Tampa Bay on May 25...finished the month of May with a 13.25 ERA and .378 opponents batting average in five starts...based on a minimum of 18.0 innings, that was the highest one-month ERA in Oakland history and the fourth highest in the Majors since 1969...started the season by going 0-5 over his first 10 starts...the losing streak was a career high...recorded his first Major League win on June 4 in a 5-2 A's win over Toronto...after a loss on June 9 at Washington, he put together a career best four-game winning streak from June 14 to 29...finished June with a 5-1 record, a 2.06 ERA and a .174 opponents batting average in six starts...was named AL Rookie of the Month as he tied for the AL lead in wins and finished third in ERA...was also named Rookie of the Month in August when he went 3-1 with a 1.17 ERA and .207 opponents batting average in seven starts...led the AL in ERA in August and posted the fourth best one month ERA in Oakland history based on a minimum of 40 innings pitched...his seven starts were the most by an A's pitcher in one month since August of 1992 when Kelly Downs also made seven starts...did not allow a run in consecutive starts on August 21 against Kansas City and August 26 at Baltimore as part of a career best 18.0 inning scoreless streak from August 16 to 31...allowed two runs or fewer and tossed six or more innings in nine consecutive starts from July 26 to September 5...that was the longest such streak by any ML rookie in the live-ball era (1920 to date) according to the Elias Sports Bureau...it also tied the Oakland record for consecutive starts with two runs or less in one season...was 3-3 despite a 1.37 ERA and .209 opponents batting average over the nine starts...then went 4-1 with a 3.62 ERA over his final five starts.

2004—Spent the entire regular season and postseason at Triple-A Sacramento before he was selected by Oakland on September 18 after the River Cats won the Pacific Coast League Championship...had no decisions, a 5.63 ERA and a .214 opponents batting average in three relief appearances with Oakland...made his Major League debut on September 21 at Texas and retired the side in order in the eighth inning...also pitched in relief of Mark Mulder on September 26 at Anaheim and October 1 against Anaheim...was one of four A's first round picks in the 2002 draft and became the second A's player from that draft to reach the majors, joining Nick Swisher...had pitched in just 27 games at Single-A and seven games at Double-A before making his Triple-A debut in 2004...was 11-8 with a 4.19 ERA in 28 appearances, 26 starts, with Sacramento...ranked second in the PCL in innings pitched (176.1) and strikeouts (143) and tied for fourth in wins...ranked fourth in the A's farm system in strikeouts...led Sacramento in innings pitched and strikeouts and tied for the team lead in wins...had success early on as he was 3-1 with a 2.22 ERA over his first seven starting assignments...then went 4-6 with a 5.84 ERA in 15 games, 13 starts, from May 15 to July 30...finished the year by going 4-1 with a 2.66 ERA over his final six regular season starts...allowed just 13 home runs for an average of 0.66 per nine innings...walked just 34 for a ratio of 4.21 strikeouts to every walk...allowed a .284 opponents batting average which broke down to .294 against left-handers and .277 against right-handers...struck out a season high 11 in a season high 8.0 innings in a win on June 12 at Salt Lake...tossed his only complete game of the season on August 11 at Colorado Springs but he was the losing pitcher in Sacramento's 3-1 loss (9 h, 1 bb, 6 so)...struck out 10 in his final start on September 1 at Tacoma, his second game of 10 or more strikeouts...then went 1-0 with a 3.14 ERA in two postseason starts...picked up the win in Game 2 of the PCL semi-finals against Portland on September 9 (7.1 ip, 7 h, 3 r, 1 er, 1 bb, 9 so)...had a no decision in Game 2 of the finals on September 15 against Iowa (7.0 ip, 10 h, 4 r, 4 er, 1 bb, 3 so).

2003—Ranked second in all of minor league baseball with a combined 174 strikeouts with Single-A Kane County and Double-A Midland in his second professional season...combined for an 11-8 record and a 2.29 ERA in 28 games, 26 starts, at his two minor league stops...held the opposition to a .210 batting average, which tied for ninth lowest in minor league baseball, and also ranked 14th in ERA...led the A's farm system in ERA and strikeouts and tied for fifth in wins...had just 26 walks for a strikeout to walk ratio of 6.69 to 1...allowed seven home runs in 168.2 innings or 0.37 per nine innings...his opponents batting average broke down to .179 against right-handers and .245 against left-handers...opponents hit .211 with runners in scoring position...began the season at Kane County and was 8-7 with a 2.57 ERA in 21 starts...led the Midwest League in strikeouts (144), ranked second in walks per nine innings (1.29), tied for third in shutouts (2) and seventh in ERA...

led the Cougars in strikeouts and ranked second in wins and innings (133.0)...was named Midwest League Pitcher of the Week three times at Kane County: April 28 to May 4, June 30 to July 6 and July 21 to 27...tossed a one-hit shutout in the second game of a doubleheader on May 2 against Peoria in a 5-0 win...pitched in the Midwest League All-Star Game on June 17 and retired the side in order in his only inning (1.0 ip, 2 so)...struck out a career high 14 in his final start with Kane County on July 22 against Daytona...was promoted to Midland on July 27 and was 3-1 with a 1.26 ERA in seven games, five starts, with the Rockhounds...allowed a .174 opponents batting average...his final two outings of the regular season came in relief, including August 24 against Arkansas, when he recorded his first professional save...moved up to Sacramento on September 1 and made one postseason appearance for the River Cats in relief (1.0 ip, 2 so).

2002—Was the A's second of four first round draft picks and signed on July 20...was 1-2 with a 4.43 ERA in six games, three starts, at Short-Season Single-A Vancouver and Single-A Modesto...allowed a .244 opponents batting average...allowed just one home run and struck out 21 in 20.1 innings...began his professional career at Vancouver and was 1-1 with a 3.14 ERA in four games, two starts...tossed seven shutout innings (1 h, 5 so) on August 20 against Boise to record his first professional win...earned Northwest League Pitcher of the Week honors the week of August 19-25...was promoted to Modesto on August 23 and went 0-1 with a 7.50 ERA in two games, one start...made one postseason start with Modesto and took the loss (4.0 ip, 3 h, 2 r, 2 er, 2 bb, 6 so).

Personal/Miscellaneous

Joseph Matthew Blanton was originally signed by Rich Sparks...graduated from Franklin Simpson (KY) High School in 1999...attended the University of Kentucky...led the Southeastern Conference and finished eighth among all NCAA Division I pitchers with 133 strikeouts in 2002...was selected by the A's with the New York Yankees first round pick in the June, 2002 draft as compensation for the loss of free agent Jason Giambi.

Lifetime Pitching Record

Year	Club	W	L	ERA	G	GS	CG	SHO	SV	IP	H	R	ER	HR	HB	BB	IBB	SO	WP	BK
2002	Vancouver	1	1	3.14	4	2	0	0	0	14.1	11	5	5	0	0	2	0	15	0	0
	Modesto	0	1	7.50	2	1	0	0	0	6.0	8	6	5	1	0	6	0	6	0	1
2003	Kane County	8	7	2.57	21	21	2	2	0	133.0	110	47	38	6	5	19	0	144	1	0
	Midland	3	1	1.26	7	5	1	0	1	35.2	21	6	5	1	0	7	0	30	0	0
2004	Sacramento	11	8	4.19	28	26	1	0	0	176.1	199	101	82	13	6	34	2	143	6	0
	OAKLAND	0	0	5.63	3	0	0	0	0	8.0	6	5	1	0	2	0	0	6	0	0
2005	OAKLAND	12	12	3.53	33	33	2	0	0	201.1	178	86	79	23	5	67	3	116	4	2
2006	OAKLAND	16	12	4.82	32	31	1	1	0	194.1	241	111	104	17	5	58	4	107	3	0
ML Totals		28	24	4.19	68	64	3	1	0	403.2	425	202	188	41	10	127	7	229	7	2

Career Transactions

2002 — Selected by the Oakland Athletics organization in the 1st round (24th selection overall) of the free agent draft, June 4.

Division Series Record

Year	Club/Opp.	W	L	ERA	G	GS	CG	SHO	SV	IP	H	R	ER	HR	HB	BB	IBB	SO	WP	BK
2006	OAK vs. MIN																			
(Did not pitch)																				

League Championship Series Record

Year	Club/Opp.	W	L	ERA	G	GS	CG	SHO	SV	IP	H	R	ER	HR	HB	BB	IBB	SO	WP	BK
2006	OAK vs. DET	0	0	0.00	1	0	0	0	0	2.0	0	0	0	0	0	2	0	2	0	0

vs. The American League

2006 ERA	W	L	SV	G	IP	H	HR	ER	SO	CAREER vs. TEAM	ERA	W	L	SV	G	IP	H	HR	ER	SO
6.00	0	0	0	1	6.0	7	1	4	2	Baltimore	2.50	1	0	0	3	18.0	19	1	5	12
1.29	1	0	0	1	7.0	5	1	1	4	Boston	2.03	2	0	0	2	13.1	11	1	3	7
3.60	1	0	0	1	5.0	8	1	2	5	Chicago	3.60	1	0	0	1	5.0	8	1	2	5
10.80	0	1	0	1	5.0	10	2	6	3	Cleveland	5.25	0	2	0	2	12.0	13	2	7	10
8.27	2	1	0	3	16.1	28	1	15	4	Detroit	8.27	2	1	0	3	16.1	28	1	15	4
2.70	2	1	0	3	20.0	19	1	6	12	Kansas City	1.64	3	1	0	5	33.0	27	1	6	23
5.16	0	3	0	4	22.2	32	1	13	16	Los Angeles	3.77	0	6	0	10	59.2	61	5	25	39
9.53	0	2	0	2	11.1	20	3	12	5	Minnesota	5.92	2	2	0	4	24.1	27	5	16	11
—	0	0	0	0	0.0	0	0	0	0	New York	13.50	0	2	0	2	8.2	11	3	13	3
—	0	0	0	0	0.0	0	0	0	0	Oakland	—	0	0	0	0	0.0	0	0	0	0
1.55	4	0	0	4	29.0	24	0	5	13	Seattle	2.50	6	1	0	8	54.0	48	3	15	29
3.38	1	1	0	2	13.1	16	0	5	8	Tampa Bay	6.94	1	2	0	5	23.1	33	2	18	12
4.94	3	0	0	4	23.2	31	3	13	16	Texas	4.91	4	2	0	9	47.2	55	8	26	26
6.23	1	1	0	2	13.0	13	1	9	5	Toronto	4.09	2	2	0	5	33.0	29	4	15	14

vs. The National League

2006	CAREER										ERA	W	L	SV	G	IP	H	HR	ER	SO
	ERA	W	L	SV	G	IP	H	HR	ER	SO										
2.25	1	0	0	1	8.0	9	1	2	3	Los Angeles	2.25	1	0	0	1	8.0	9	1	2	3
—	0	0	0	0	0.0	0	0	0	0	New York	0.00	1	0	0	1	7.0	3	0	0	4
—	0	0	0	0	0.0	0	0	0	0	Philadelphia	2.35	1	0	0	1	7.2	5	0	2	7
9.00	0	1	0	1	4.0	6	1	4	5	San Diego	9.00	0	1	0	1	4.0	6	1	4	5
6.30	0	1	0	2	10.0	13	0	7	6	San Francisco	3.97	1	1	0	4	22.2	25	2	10	9
—	0	0	0	0	0.0	0	0	0	0	Washington	6.00	0	1	0	1	6.0	7	0	4	6

Monthly Breakdown

2006	CAREER										ERA	W	L	SV	G	IP	H	HR	ER	SO
	ERA	W	L	SV	G	IP	H	HR	ER	SO										
6.14	3	2	0	5	29.1	37	3	20	19	April	4.37	3	4	0	10	59.2	63	7	29	29
4.50	2	3	0	6	38.0	39	1	19	17	May	7.35	2	6	0	11	56.1	70	6	46	23
4.06	2	2	0	5	31.0	37	4	14	17	June	2.89	7	3	0	11	74.2	64	8	24	45
4.55	4	1	0	5	31.2	37	3	16	14	July	4.50	4	4	0	9	56.0	62	5	28	31
3.13	3	2	0	5	31.2	42	0	11	21	August	1.97	6	3	0	12	77.2	76	2	17	57
6.61	2	2	0	6	32.2	49	6	24	19	September	4.91	5	4	0	13	69.2	80	11	38	38
—	0	0	0	0	0.0	0	0	0	0	October	5.59	1	0	0	2	9.2	10	2	6	6

Pitching Breakdown

2006	CAREER										ERA	W	L	SV	G	IP	H	HR	ER	SO
	ERA	W	L	SV	G	IP	H	HR	ER	SO										
4.52	9	5	0	15	97.2	116	7	49	48	Home	4.01	15	10	0	33	208.2	210	22	93	115
5.12	7	7	0	17	96.2	125	10	55	59	Road	4.38	13	14	0	35	195.0	215	19	95	114
5.40	8	3	0	11	68.1	89	7	41	36	Day	4.57	10	7	0	20	124.0	141	13	63	70
4.50	8	9	0	21	126.0	152	10	63	71	Night	4.02	18	7	0	48	279.2	284	28	125	159
4.32	16	9	0	29	177.0	213	13	85	101	Grass	3.83	27	19	0	61	367.0	376	35	156	215
9.87	0	3	0	3	17.1	28	4	19	6	Turf	7.85	1	5	0	7	36.2	49	6	32	14
4.95	8	8	0	18	111.0	131	10	61	59	Pre-ASG	4.71	13	15	0	35	210.1	224	23	110	106
4.64	8	4	0	14	83.1	110	7	43	48	Post-ASG	3.63	15	9	0	33	193.1	201	18	78	123
4.84	16	12	0	31	191.1	236	17	103	102	Starter	4.17	28	24	0	64	392.2	414	40	182	218
3.00	0	0	0	1	3.0	5	0	1	5	Reliever	4.91	0	0	0	4	11.0	11	1	6	11

Ballpark Breakdown

	ERA	W	L	S	G	IP	H	HR	ER	SO
AT&T Park	4.22	0	0	0	2	10.2	14	1	5	4
Ameritrust Field	3.72	3	1	0	7	36.1	38	4	15	17
Angel Stadium of Anaheim	1.86	0	3	0	5	29.0	28	1	6	24
Camden Yards	0.00	1	0	0	1	6.0	4	0	0	6
Comerica Park	9.00	1	0	0	1	5.0	9	0	5	0
Fenway Park	2.03	2	0	0	2	13.1	11	1	3	7
Jacobs Field	10.80	0	1	0	1	5.0	10	2	6	3
Kauffman Stadium	3.18	2	1	0	3	17.0	17	1	6	12
McAfee Coliseum	4.01	15	10	0	33	208.2	210	22	93	115
Metrodome	6.38	1	2	0	3	18.1	22	4	13	9
PETCO Park	9.00	0	1	0	1	4.0	6	1	4	5
RFK Stadium	6.00	0	1	0	1	6.0	7	0	4	6
Rogers Centre	6.92	0	2	0	2	13.0	17	1	10	4
Safeco Field	2.25	3	0	0	3	20.0	18	1	5	13
Tropicana Field	15.19	0	1	0	2	5.1	10	1	9	1
Yankee Stadium	6.00	0	1	0	1	6.0	4	1	4	3

Fielding Statistics

Pitcher	Year	Pct.	G	PO	A	E	TC	DP
2005	.971	33	13	20	1	34	1	
2006	.871	32	13	14	4	31	0	
Totals	.924	68	27	34	5	66	1	

Before and After the Break

Joe Blanton went 8-8 with a 4.95 ERA (61er in 111.0ip) in 18 starts before the All-Star Break last season and was 8-4 with a 4.64 ERA (43er in 83.1ip) in 14 games, 13 starts after the break. He enters the 2007 season with a career mark of 13-15 and a 4.71 ERA (110er in 210.1ip) in 35 appearances before the break and is 15-9 with a 3.63 ERA (78er in 193.1ip) after the break.

Blanton's Career Highs

Low Hit Complete Game: 5, May 31, 2006 vs. Kansas City
Innings Pitched: 9.0, May 31, 2006 vs. Kansas City
Fewest Innings Pitched, Starter: 0.1, May 25, 2005 at Tampa Bay
Hits: 11 (twice), last: September 6, 2006 vs. Texas
Runs: 9, May 14, 2005 vs. New York
Earned Runs: 9, May 14, 2005 vs. New York

Walks: 5 (twice), last: May 26, 2006 at Texas
Strikeouts: 10, August 31, 2005 at Los Angeles (AL)
Home Runs: 3, September 10, 2005 at Texas
Longest Winning Streak: 4, June 14 to 29, 2005
Longest Losing Streak: 5, April 19 to May 25, 2005
Longest Scoreless Streak: 18.0, August 16 to 31, 2005

Blanton's 2006 Starts

Date	Opponent	Score	Dec	ERA	IP	H	R	ER	BB	SO	HR	#PIT
April 7	at Seattle	5-0	W	0.00	8.0	2	0	0	1	6	0	99
April 13	at Minnesota	2-8	L	4.50	6.0	11	7	7	2	4	1	98
April 19	Detroit	4-11	L	6.87	4.1	10	8	7	3	3	0	88
April 24	at Texas	3-2	W	5.92	6.0	8	2	2	1	2	1	108
April 30	at Kansas City	13-6	W	6.14	5.0	6	5	4	5	4	1	118
May 5	Tampa Bay	1-3	L	5.70	7.0	8	3	3	2	3	0	103
May 10	at Toronto	7-9	L	6.38	6.0	8	8	7	1	1	1	101
May 16	Seattle	12-6	W	5.84	7.0	7	2	2	0	2	0	83
May 21	San Francisco	0-6	L	6.24	4.0	6	5	5	2	2	0	77
May 26	at Texas	3-5	—	6.02	5.0	5	2	2	5	4	0	107
May 31	Kansas City	7-0	W	5.21	9.0	5	0	0	2	5	0	118
June 7	at Cleveland	2-11	L	5.60	5.0	10	6	6	3	3	2	98
June 13	Seattle	2-0	W	5.04	8.0	5	0	0	0	2	0	92
June 18	Los Angeles (NL)	5-2	W	4.79	8.0	9	2	2	1	3	1	96
June 23	at San Francisco	4-3	—	4.67	6.0	7	2	2	3	4	0	102
June 28	at San Diego	1-8	L	4.85	4.0	6	5	4	2	5	1	86
July 3	Detroit	5-3	W	4.78	7.0	9	3	3	0	1	1	98
July 8	Los Angeles (AL)	4-6	L	4.95	5.2	9	5	5	3	5	1	109
July 16	at Boston	8-1	W	4.73	7.0	5	1	1	2	4	1	104
July 22	at Detroit	9-5	W	4.90	5.0	9	5	5	0	0	0	83
July 27	Toronto	5-2	W	4.78	7.0	5	2	2	1	4	0	89
Aug. 1	at Los Angeles (AL)	2-3	L	4.61	6.2	9	3	1	3	4	0	109
Aug. 6	at Seattle	7-6	W	4.61	6.0	10	3	3	1	3	0	109
Aug. 12	Tampa Bay	6-3	W	4.53	6.1	8	2	2	4	5	0	104
Aug. 18	at Kansas City (G#1)	1-7	L	4.47	6.0	8	2	2	0	3	0	112
Aug. 26	at Texas	5-3	W	4.45	6.2	7	3	3	1	6	0	112
Sept. 1	Baltimore	5-4	—	4.51	6.0	7	4	4	2	2	1	97
Sept. 6	Texas	9-6	W	4.66	6.0	11	6	6	0	4	2	109
Sept. 11	at Minnesota	4-9	L	4.78	5.1	9	6	5	3	1	2	108
Sept. 17	Chicago	5-4	W	4.74	5.0	8	2	2	3	5	1	95
Sept. 23	Los Angeles (AL)	2-6	L	4.84	7.1	9	6	6	2	2	0	104



Hiram Bocachica

44

Outfielder

Height/Weight: 5-11 / 195

Bats/Throws: Right / Right

Birthdate: March 4, 1976

Opening Day Age: 31

Birthplace/Resides: Ponce, Puerto Rico / Bayamon, Puerto Rico

Major League Service: 3 years, 38 days

Obtained: Signed to a minor league contract, November 22, 2004

Contract Status: First year of a one-year contract through 2007.



2006 Highlights

Was a September call-up with the A's for the second consecutive season and went 3 for 13 (.231) with three walks in eight games...was selected from Triple-A Sacramento when rosters expanded on September 1...made two starts in center field on September 27 at Seattle and September 28 at Los Angeles...was 3 for 9 (.333) in those two games and had two hits against the Mariners...was on the A's ALDS and ALCS roster but did not appear in any postseason games...began the season on the Sacramento disabled list with a broken right wrist and hit .286 in four games at Single-A Stockton from May 17 to 21 before joining the River Cats on May 22...went on to bat .326 with 19 home runs and 60 RBI in just 77 games with Sacramento...added 43 walks for a .422 on-base percentage...led Sacramento in batting and slugging percentage (.595) and was second in home runs and stolen bases (18) despite missing nearly the first two months of the season...hit a combined .325 (99 for 305) with 19 home runs and 62 RBI in 81 games at Stockton and Sacramento...the batting average was his second best at the minor league level to a mark of .328 in 1996...the home runs and RBI were second only to his 23 home runs and 84 RBI at Albuquerque in 2000...hit .357 (25 for 70) against left-handed pitching and .315 (74 for 235) against right-handers...hit in every spot in the order from two through five but saw most of action in the three spot where he batted .324 (88 for 272) with 16 of his 19 home runs and 57 of his 62 RBI in 70 games...his average dropped slightly to .305 (25 for 82) with runners in scoring position...batted .375 (18 for 48) when leading off an inning...appeared in 22 games in right field, 19 in center field, 17 at designated hitter, 16 in left field, seven at third base and one at second base...committed a total of eight errors...got off to a quick start at Sacramento as he batted .457 (16 for 35) with four home runs and 11 RBI in his first nine games...then batted .239 (16 for 67) over a 19-game stretch from June 2 to July 6 to drop his average to .314...went 63 for 189 (.333) over his final 49 games to finish the year at .326...did not appear in a game from June 15 to 25 because of a right hamstring injury...was named Pacific Coast League Player of the Week for the week of July 3-9 after hitting .357 with four home runs and 12 RBI...had his first of two two-homer games on July 13 against Salt Lake City and added a season high five RBI in that game...that was part of an eight-game stretch from July 4 to 14 where he had six home runs and 19 RBI while batting .419 (13 for 31)...also homered twice and had four RBI on July 24 against Colorado Springs...ended up batting .337 with eight home runs, 29 RBI, 23 walks and 25 runs scored in 27 games in July...had a season best eight-game hitting streak from July 27 to August 3 (15 for 37, .405).

Career

2005—Was a non-roster invitee with the A's during the spring but broke his right wrist at the end of the spring and missed nearly the entire season...came back at the Minor League level in late August and received a mid-September call-up to Oakland...was selected by the A's on September 12 and went 2 for 19 (.105) in nine games...made three starts in right field and two at third base and also appeared in one game in center field...went 0 for 12 against right-handed pitching and was 2 for 7 (.286) against left-handers...was batting .444 in 20 games during spring training when he was hit by a Matt Wise pitch in the seventh inning of a game against Milwaukee on March 30...suffered a broken right wrist and did not return to action until August 26 when he began a rehab assignment with the A's affiliate in the Arizona Rookie League...went 1 for 12 in four games before he was moved up to Triple-A Sacramento on September 1...went 7 for 17 (.412) with two home runs and six RBI in four regular season games with the River Cats, appearing in three games at third base and one at designated hitter...went 4 for 4 with a double, two home runs and four RBI in his first game on September 1 against Fresno...then hit .476 with a home run and four RBI in five post-season games with Sacramento and combined to hit .447 with five doubles, three home runs, 10 RBI and nine runs scored in nine games total at Triple-A.

2004—Had two stints with the Mariners and batted .244 with three home runs and six RBI in 50 games...had career highs in walks (12) and stolen bases (5)...batted .400 against left-handed pitchers and .167 against right-handers...hit .306 with all three of his home runs at Safeco Field and .171 on the road...hit .207 the first time he saw a pitcher in a game and .313 after that...started 23 games in center field and two in right field and also made one appearance in left field...did not commit an error in 68 chances...was selected by Seattle on June 2 and made his Mariner debut that night against Toronto as a pinch runner...hit his first home run of the season on June 12 against Montreal...was designated for assignment on July 21...was sent outright to Tacoma on July 27 but returned to Seattle on August 10 and finished the season with the Mariners...went 7 for 28 (.250) in 19 games during his second stint...hit .287 with 10 home runs and 25 RBI in 40 games at Triple-A Tacoma...appeared in 27 games in right field, eight in center field, three in left field and two at first base...hit .378 against left handed pitching and .242 against right-handers...batted .157 with runners in scoring position...homered twice on August 1 against Albuquerque...had two grand slams, both coming at Las Vegas on April 13 and May 31.

2003—Started the season on Detroit's roster but went just 1 for 22 (.045) in six games before he was designated for assignment on April 18...was sent outright to Toledo on April 24 and spent the remainder of the season with the Mud Hens...batted .242 with 12 home runs and 37 RBI in 95 games...played all three outfield positions (32 games in center field, 21 in left field and 18 in right field) in addition to second base (20 games) and third base (two games)...hit 11 of his 12 home runs off right handed pitching...was on the suspended list from May 29 to June 2...was placed on the disabled list on August 16 with a right hip flexor injury and missed the remainder of the season.

2002—Split his season between Los Angeles and Detroit and combined for a .220 batting average, eight home runs and 17 RBI...started just 11 (10 in left field and one in center field) of the 102 games while with the Dodgers...used mainly as a pinch-hitter with Los Angeles, going 5

for 21 (.238) with two home runs in the pinch...was hitting .215 with four home runs and nine RBI in 49 games when he was traded to Detroit on July 25 for pitcher Tom Farmer and a player to be named later...homered in his first game with the Tigers and went on to bat .223 with four home runs and eight RBI in 34 games...matched his career high with three hits on September 17 against Minnesota...played for Ponce in the Puerto Rican Winter League following the season and hit .264 with four home runs and 12 RBI in 30 games.

2001—Spent the entire season with Los Angeles, appearing in 19 games at second base, 10 in left field, eight at third base and three in right field...made 36 pinch-hit appearances and was 4 for 33 (.121) with three doubles and three walks...hit his first Major League home run on June 12 against Texas off Mark Petkovsek...became just the ninth player to reach the Loge Level in Dodger Stadium with a blast off Randy Johnson on June 19...had a career high six-game hitting streak from June 19 to 26...appeared in just 24 of the Dodgers final 84 games...was on the disabled list from July 9 to 26 with a sprained right ankle and played in only four of Los Angeles' final 29 games from August 30 to October 7...played for Ponce in the Puerto Rican Winter League following the season and hit .200 in 22 games.

2000—Recalled from Albuquerque by the Dodgers on September 11...made his Major League debut on September 13 at Arizona as a pinch runner...collected his first Major League hit on September 16 against Colorado, singling off Jerry DiPoto as a pinch-hitter...was a Pacific Coast League All-Star and was named to *Baseball America's* Triple-A All-Star squad...ranked fourth among all minor league second basemen with a .322 average and topped all with 99 double plays...finished third in the PCL in extra base hits (65), tied for third in doubles (38), fourth in total bases (270) and fifth in runs (99) and hits (155)...was the Dodgers minor league player of the month in May, when he hit .382, and August, when he hit .364 with nine home runs and 25 RBI...was on the Albuquerque disabled list from May 23 to June 2 with a strained right hamstring.

1999—Spent the entire season at Double-A San Antonio and hit .291 with 11 home runs and 60 RBI in 123 games...added 60 walks for a .382 on-base percentage...was tied for third in the Texas League with 10 triples and ranked fourth with 30 steals...ranked second on his club in stolen bases and was third among all Dodger minor leaguers...was first among league second basemen in errors (31) and tied for first in double plays (77)...collected six hits and hit for the cycle at Midland on June 10...hit .350 in June...was on the suspended list from August 16-19.

1998—Batted a combined .251 with eight home runs, 48 RBI and 27 stolen bases in 118 games with three different teams...began the year at Double-A Harrisburg before being promoted to Triple-A Ottawa on July 19...was second on the club at Harrisburg in stolen bases (20)...was traded to Los Angeles on July 31 with Carlos Perez and Mark Grudzielanek for Wilton Guerrero, Ted Lilly, Peter Bergeron and Jonathan Tucker.

1997—Helped lead Double-A Harrisburg to the Eastern League title as the leadoff hitter...batted .278 with 11 home runs and 35 RBI in 119 games...ranked third in the EL in steals (29)...was on the suspended list from June 15 to 18...was on the disabled list from June 18 to 25 with right shoulder soreness.

1996—Was limited to 71 games with West Palm Beach following surgery to remove bone chips from his right elbow...still finished second on the club in steals (21)...hit .337 and added 34 walks for a .419 on-base percentage...also went 8 for 32 (.250) on a nine-game rehab assignment with the Expos affiliate in the Gulf Coast Rookie League.

1995—Named to the South Atlantic League postseason All-Star team after hitting .284 in 96 games with Albany...was tied for second in the league in triples (10) and ranked third in stolen bases (47) despite spending five weeks of the season on the disabled list from April 12 to May 19 with a sprained ankle...led all Expos minor leaguers in stolen bases.

1994—Selected by the Montreal Expos in the first round (21st selection overall) and was four picks short of being the first ever Puerto Rican selected in the first round...Ramon Castro was selected by Houston with the 17th overall pick...hit .280 with five home runs and 16 RBI in 43 games with the Expos affiliate in the Gulf Coast League.

Personal/Miscellaneous

Hiram Colon Bocachica...is married, Jocelyn, and has a daughter, Aliyah...graduated from Rexville HS in Bayamon, Puerto Rico, where he played volleyball, basketball and track and field...was offered a scholarship to play baseball at Louisiana State but declined the offer and signed with the Expos.

A's Birthday Calendar

January

9	Kiko Calero	32
12	Bobby Crosby	27
16	Jason Windsor	25
23	Alan Embree	37
26	Antonio Perez	27

February

14	Brad Halsey	26
25	Jay Marshall	24

March

4	Hiram Bocachica	31
7	David Shafer	25
10	Donnie Murphy	24
14	Tye Waller	50
19	Ryan Goleski	25
24	Chad Gaudin	24
27	Adam Melhuse	35

April

9	Javier Herrera	22
15	Milton Bradley	29
16	Curt Young	47

May

4	Rene Lachemann	62
22	Bob Schaefer	63
23	Scott Dunn	29
24	Joe Kennedy	28

June

6	Mark Ellis	30
25	Santiago Casilla	27
26	Jason Kendall	33
28	Brad Fischer	51

July

3	Dan Meyer	26
---	-----------	----

August

2	Huston Street	24
5	Bobby Kielty	31
9	Ron Flores	28
10	Dan Johnson	30
23	Marcus McBeth	27
28	Jay Witasick	35

September

4	Mike Piazza	39
17	Dan Haren	27
22	Bob Geren	46

October

7	Ty Van Burkleo	44
18	Shane Komine	27
25	Jeremy Brown	28
30	Marco Scutaro	32

November

19	Justin Duchscherer	37
25	Nick Swisher	20
30	Rich Harden	26

December

2	Mark Kotsay	32
7	Eric Chavez	30
11	Joe Blanton	27
26	Charles Thomas	29
31	Esteban Loaiza	36

FRONT OFFICE

Lifetime Playing Record

Year	Club	AVG.	G	AB	R	H	2B	3B	HR	RBI	SH	SF	HP	BB	SO	SB	CS	SLG	OBP	E
1994	GCL Expos	.280	43	168	31	47	9	0	5	16	2	0	2	15	42	11	4	.423	.346	23
1995	Albany	.284	96	380	65	108	20	10	2	30	3	1	8	52	78	47	17	.405	.381	58
1996	West Palm Beach	.337	71	267	50	90	17	5	2	26	3	3	6	34	47	21	3	.461	.419	24
	GCL Expos	.250	9	32	11	8	3	0	0	2	0	0	1	5	3	2	1	.344	.368	0
1997	Harrisburg	.278	119	443	82	123	19	3	11	35	1	3	13	41	98	29	12	.409	.354	32
1998	Harrisburg	.264	80	296	39	78	18	4	4	27	2	1	11	21	61	20	8	.392	.334	10
	Ottawa	.195	12	41	5	8	3	1	0	5	0	0	1	6	14	2	0	.317	.313	0
	Albuquerque	.238	26	101	16	24	7	1	4	16	1	0	6	13	24	5	3	.446	.358	2
1999	San Antonio	.291	123	477	84	139	22	10	11	60	4	5	13	60	71	30	15	.449	.382	31
2000	Albuquerque	.322	124	482	99	155	38	4	23	84	9	2	15	40	100	10	14	.560	.390	23
	LOS ANGELES	.300	8	10	2	3	0	0	0	0	0	0	0	0	2	0	0	.300	.300	0
2001	LOS ANGELES	.233	75	133	15	31	11	1	2	9	0	0	1	9	33	4	1	.376	.287	7
2002	LOS ANGELES	.215	49	65	12	14	3	0	4	9	0	0	0	5	19	1	1	.446	.271	1
	DETROIT	.223	34	103	14	23	4	0	4	8	1	0	0	5	22	2	2	.379	.259	2
2003	DETROIT	.045	6	22	1	1	1	0	0	0	0	0	0	0	7	0	0	.091	.045	0
	Toledo	.242	95	322	48	78	19	3	12	37	8	2	10	24	57	11	6	.432	.313	11
2004	Tacoma	.287	40	136	22	39	5	1	10	25	4	2	8	17	36	12	3	.559	.393	4
	SEATTLE	.244	50	90	9	22	5	0	3	6	3	1	1	12	27	5	4	.400	.337	0
2005	Arizona A's	.083	4	12	1	1	1	0	0	1	0	0	0	3	0	0	0	.167	.083	0
	Sacramento	.412	4	17	2	7	2	0	2	6	0	0	0	1	4	0	0	.882	.444	0
	OAKLAND	.105	9	19	2	2	0	0	0	0	0	0	0	7	0	0	0	.105	.105	0
2006	Stockton	.286	4	14	3	4	2	0	0	2	0	0	2	0	4	0	1	.429	.375	0
	Sacramento	.326	77	291	61	95	15	3	19	60	0	3	7	43	55	18	3	.595	.422	8
	OAKLAND	.231	8	13	3	3	0	0	0	0	0	0	3	4	1	0	0	.231	.375	0
AL Totals		.206	107	247	29	51	10	0	7	14	4	1	1	20	67	8	6	.332	.268	2
NL Totals		.231	132	208	29	48	14	1	6	18	0	0	1	14	54	5	2	.394	.283	8
ML Totals		.218	239	455	58	99	24	1	13	32	4	1	2	34	121	13	8	.360	.274	10

2007 ATHLETICS

REVIEW

RECORDS

Career Transactions

1994 — Selected by the Montreal Expos organization in the 1st round (21st pick overall) of the free agent draft, June 2. 1998 — Traded with pitcher Carlos Perez and shortstop Mark Grudzielanek to the Los Angeles Dodgers for second baseman Wilton Guerrero, pitcher Ted Lilly, outfielder Peter Bergeron and first baseman Jonathan Tucker, July 31. 2001 — On disabled list, July 9 to 26. 2002 — Traded to the Detroit Tigers for pitcher Tom Farmer and a player to be named later (pitcher Jason Frasor on September 18), July 25. 2003 — Granted free agency, October 15. 2004 — Signed by the Seattle Mariners organization, January 21. Granted free agency, October 11; signed by the Oakland Athletics organization, November 22. 2005 — Granted free agency (contract non-tender), December 20; re-signed by the Oakland Athletics to a minor league contract, December 21.

HISTORY

Division Series Record

Year	Club/Opp.	AVG.	G	AB	R	H	2B	3B	HR	RBI	SH	SF	HP	BB	SO	SB	CS	SLG	OBP	E
2006	OAK vs. MIN																			(Did not play)

OPPONENTS

League Championship Series Record

Year	Club/Opp.	AVG.	G	AB	R	H	2B	3B	HR	RBI	SH	SF	HP	BB	SO	SB	CS	SLG	OBP	E
2006	OAK vs. DET																			(Did not play)

vs. The American League

2006	AVG.	AB	H	HR	RBI	CAREER vs. TEAM	AVG.	AB	H	HR	RBI
.000	0	0	0	0	0	Baltimore	.429	7	3	0	1
—	0	0	0	0	0	Boston	.182	11	2	0	0
—	0	0	0	0	0	Chicago	.148	27	4	0	0
—	0	0	0	0	0	Cleveland	.269	26	7	1	2
—	0	0	0	0	0	Detroit	.000	0	0	0	0
—	0	0	0	0	0	Kansas City	.192	26	5	1	1
.125	8	1	0	0	0	Los Angeles	.156	45	7	1	1
.000	0	0	0	0	0	Minnesota	.227	22	5	2	2
—	0	0	0	0	0	New York	.111	9	1	0	0
—	0	0	0	0	0	Oakland	.111	18	2	1	2
.400	5	2	0	0	0	Seattle	.227	22	5	0	1
—	0	0	0	0	0	Tampa Bay	.429	7	3	0	2
.000	0	0	0	0	0	Texas	.304	23	7	1	3
—	0	0	0	0	0	Toronto	.200	5	1	0	0

PLAYER DEVELOPMENT

MISCELLANEOUS

vs. The National League

2006 AVG.	AB	H	HR	RBI	CAREER vs. TEAM	AVG.	AB	H	HR	RBI
—	0	0	0	0	Arizona	.194	31	6	2	3
—	0	0	0	0	Atlanta	.429	7	3	0	0
—	0	0	0	0	Chicago	.000	5	0	0	0
—	0	0	0	0	Cincinnati	.111	9	1	0	0
—	0	0	0	0	Colorado	.304	23	7	1	2
—	0	0	0	0	Florida	.000	2	0	0	0
—	0	0	0	0	Houston	.000	7	0	0	0
—	0	0	0	0	Los Angeles	—	0	0	0	0
—	0	0	0	0	Milwaukee	.231	13	3	1	2
—	0	0	0	0	New York	.273	11	3	0	0
—	0	0	0	0	Philadelphia	.250	8	2	0	1
—	0	0	0	0	Pittsburgh	.353	17	6	0	5
—	0	0	0	0	St. Louis	.000	7	0	0	0
—	0	0	0	0	San Diego	.111	27	3	0	0
—	0	0	0	0	San Francisco	.368	19	7	1	2
—	0	0	0	0	Washington	.286	21	6	1	2

Monthly Breakdown

2006 AVG.	AB	H	HR	RBI	CAREER by MONTH	AVG.	AB	H	HR	RBI
—	0	0	0	0	April	.211	71	15	2	7
—	0	0	0	0	May	.224	58	13	1	3
—	0	0	0	0	June	.248	113	28	3	10
—	0	0	0	0	July	.194	36	7	2	3
—	0	0	0	0	August	.206	68	14	4	8
.273	11	3	0	0	September	.214	103	22	1	1
.000	2	0	0	0	October	.000	6	0	0	0

Batting Breakdown

2006 AVG.	AB	H	HR	RBI	CAREER by CATEGORY	AVG.	AB	H	HR	RBI
.000	0	0	0	0	Home	.226	239	54	7	17
.231	13	3	0	0	Road	.208	216	45	6	15
.000	2	0	0	0	Day	.203	123	25	4	10
.273	11	3	0	0	Night	.223	332	74	9	22
.231	13	3	0	0	Grass	.216	435	94	13	30
.000	0	0	0	0	Turf	.250	20	5	0	2
—	0	0	0	0	Pre-ASG	.222	257	57	6	20
.231	13	3	0	0	Post-ASG	.212	198	42	7	12
.500	2	1	0	0	vs. LHP	.285	172	49	5	15
.182	11	2	0	0	vs. RHP	.177	283	50	8	17
.000	3	0	0	0	RISP	.179	106	19	1	15
—	0	0	0	0	Bases Loaded	.100	10	1	0	1
—	0	0	0	0	Pinch Hitter	.200	70	14	2	7
—	0	0	0	0	Designated Hitter	.286	7	2	1	1

Ballpark Breakdown

	AVG.	AB	H	HR	RBI		AVG.	AB	H	HR	RBI
AT&T Park	.400	15	6	1	1	Metrodome	.000	5	0	0	0
Amerquest Field	.250	12	3	0	0	Miller Park	.167	12	2	1	2
Angel Stadium of Anaheim	.152	33	5	1	1	Minute Maid Park	.000	2	0	0	0
Busch Stadium I	.000	6	0	0	0	Olympic Stadium	.250	4	1	0	0
Camden Yards	.500	6	3	0	1	PNC Park	.400	10	4	0	3
Chase Field	.143	14	2	0	0	Qualcomm Stadium	.000	8	0	0	0
Cinergy Field	.000	1	0	0	0	Rogers Centre	.333	3	1	0	0
Comerica Park	.155	58	9	1	2	Safeco Field	.297	64	19	3	4
Coors Field	.167	6	1	1	1	Shea Stadium	.000	2	0	0	0
Dodger Stadium	.232	125	29	3	11	Tropicana Field	.429	7	3	0	2
Dolphin Stadium	.000	0	0	0	0	Turner Field	.333	3	1	0	0
Fenway Park	.000	3	0	0	0	U.S. Cellular Field	.333	3	1	0	0
Jacobs Field	.286	14	4	1	2	Veterans Stadium	.000	1	0	0	0
Kauffman Stadium	.167	12	2	0	0	Wrigley Field	.000	2	0	0	0
McAfee Coliseum	.125	16	2	1	2	Yankee Stadium	.125	8	1	0	0

Fielding Statistics

Second Base

YEAR	PCT.	G	PO	A	E	TC	DP
2000	1.000	2	3	9	0	12	2
2001	.941	19	23	41	4	68	8
2002	1.000	2	1	4	0	5	0
Totals	.953	23	27	54	4	85	10

Third Base

YEAR	PCT.	G	PO	A	E	TC	DP
2001	.778	8	1	6	2	9	0
2005	1.000	2	2	3	0	5	1
Totals	.857	10	3	9	2	14	1

Outfield

YEAR	PCT.	G	PO	A	E	TC	DP
2001	.889	13	8	0	1	9	0
2002	.964	54	78	3	3	84	0
2003	1.000	6	11	1	0	12	0
2004	1.000	44	68	0	0	68	0
2005	1.000	6	6	0	0	6	0
2006	1.000	8	5	0	0	5	0
Totals	.978	131	176	4	4	184	0

Bocachica's Career Highs

Hits: 3 (three times), last: September 17, 2002 vs. Minnesota
Runs: 2 (five times), last: September 27, 2006 at Seattle
Doubles: 1 (24 times), last: September 14, 2004 vs. Anaheim
Triples: 1, April 21, 2001 vs. San Diego
Home Runs: 1 (13 times), last: August 27, 2004 vs. Kansas City
Runs Batted In: 2 (five times), last: August 1, 2002 at Oakland
Walks: 2 (twice), last: August 28, 2004 vs. Kansas City
Strikeouts: 3 (eight times), last: September 29, 2005 vs. Los Angeles (AL)
Stolen Bases: 1 (13 times), last: October 28, 2006 at Los Angeles (AL)
Hitting Streak: 6, June 19 to 26, 2001
Hitless Streak (At Bats): 13 (twice), last: August 27 to September 2, 2002

Bocachica's Career Home Run Chart

Multi-Homer Games: None. **Three-Homer Games:** None. **Two-Homer Games:** None. **Grand Slams:** None. **Pinch-Hit Home Runs:** 2, July 13, 2002 vs. Arizona (Brian Anderson); April 11, 2002 at San Francisco (Kirk Rueter). **Inside-The-Park Home Runs:** None. **Game Ending Home Runs:** None. **Lead Off Home Runs:** None.

Milton Bradley

22

Outfielder

Height/Weight: 6-0 / 225 **Bats/Throws:** Switch / Right
Birthdate: April 15, 1978 **Opening Day Age:** 28
Birthplace/Resides: Harbor City, California / Redondo Beach, California
Major League Service: 5 years, 169 days
Obtained: Acquired from the Los Angeles Dodgers with infielder Antonio Perez in exchange for outfielder Andre Ethier, December 13, 2005
Contract Status: First year of a one-year contract through 2007.



2006 Highlights

After struggling offensively during the first half of the season with two stints on the disabled list, he was one of the A's leading hitters after the All-Star Break...was batting .213 (20 for 94) with three home runs and eight RBI and appeared in just 28 of the A's 88 games before the break...then hit .300 (77 for 257) with 11 home runs and 44 RBI after the break and started 67 of the A's final 74 games...followed that up by batting .323 (10 for 31) with three home runs and seven RBI in seven postseason games...batted .276 with 14 home runs and 52 RBI in 96 regular season games...added 51 walks for a .370 on-base percentage, the second best mark of his career (.421 in 2003)...batted .293 (27 for 92) against left-handed pitching and .270 (70 for 259) against right-handers...made 63 of his final 64 starts hitting third in the order and made a team leading 64 starts in the three spot for the season...hit .290 (72 for 248) while batting third...the A's other number three hitters batted a combined .233 (95 for 407)...batted .254 (72 for 283) against a pitcher the first two times he saw him in a game and .368 (25 for 68) after that...now has a .260 (454 for 1745) career average against a pitcher the first two times in a game and .305 (152 for 499) after that...the A's won 10 of the last 11 games in which he homered and were 11-3 when he homered for the season...was successful in 10 of his 12 (83.3%) stolen base attempts and is 16 for 19 (84.2%) over the last two years...grounded into a career high 13 double plays, including 10 over his final 49 games...started a team leading 94 games in right field...it was the first time in his career he played exclusively in right and he had just 33 career starts in right field entering the season...had his best batting average against Tampa Bay (8 for 22, .364)...was the A's Opening Night starter in right field and started each of the A's first 21 games in right before going on the disabled list on May 7, retroactive to April 27 with a sprained right knee...also had a strained right oblique muscle...hit .333 (14 for 42) over his first 12 games but went 3 for 27 (.111) over his next nine games before going on the DL...homered in back-to-back games on April 14 and 15 against Texas...went 0 for 10 with two walks and seven strikeouts on a three-game rehab assignment with Triple-A Sacramento and was reinstated from the DL on June 6 after missing 35 games...appeared in just seven games and went 3 for 25 (.120) before he was placed on the disabled list for a second time on June 20, retroactive to June 15, with a strained left shoulder...missed another 24 games in his eighth career stint on the DL and missed 59 games total...missed 85 games due to injury in 2005 and 61 in 2003...batted a combined .300 (6 for 20) with four runs, two home runs and six RBI in five games on rehab with Sacramento (July 7-9) and Single-A Stockton (July 11-12) before he was reinstated from the DL prior to the second game after the All-Star Break on July 14...returned to action in style as he went 4 for 5 with a walk, a double, three runs scored and three RBI on July 14 at Boston...had his second four-hit game of the season a week later on July 21 at Detroit...hit his first career "walk-off"

home run on July 30 against Toronto, a three-run shot with two outs in the A's 6-5 win...became the first Athletic to hit a game ending home run with the A's down to their final out and trailing by at least two runs since Frank Fernandez against Chicago on September 3, 1970...had a season high four RBI in the game and had 11 RBI in seven games against Toronto overall, his most against any team...hit .406 (26 for 64) in an abbreviated month of July and added four home runs and 17 RBI in 16 games...the average, home runs and RBI were his best one-month figures in 2006...was batting .291 at the end of July but then hit .223 (21 for 94) in August, which dropped his average back down to .266...was ejected from the game on August 9 against Texas in the sixth inning, his first ejection of the season...then batted .292 (28 for 96) in September and finished the year at .276...hit safely in all three games against Chicago from September 15 to 17 (3 for 10) and now has a 21-game hitting streak against the White Sox dating back to September 6, 2002 (28 for 82, .341)...has reached base safely in 31 of his 33 career games against the White Sox (35 for 116, .302)...was ejected two times over the final 10 games on September 22 against Los Angeles and September 28 at Los Angeles...those were his second and third ejections of the season...homed four times over his final 11 games...started all seven of the A's postseason games in right field...went 1 for 13 with a home run in the ALDS against Minnesota but then batted .500 (9 for 18) with two doubles, two home runs, five RBI and four runs scored in four ALCS games against Detroit...went 4 for 5 with two home runs and four RBI in Game 2 on October 11 in the A's 8-5 loss in Oakland...the hits, home runs and RBI tied the A's postseason single game record...hit one home run right-handed and one left-handed to become the third player (fourth time) in Major League postseason history to homer from both sides of the plate in the same game...the other two are Bernie Williams (1995 ALDS Game 3 and 1996 ALDS Game 4) and Chipper Jones (2003 NLDS Game 4).

Career

2005—Batted .290 with 13 home runs and 38 RBI in 75 games for the Dodgers while missing 85 games due to injury...was on the disabled list from May 30 to July 22 with a torn ligament in his right ring finger...was also placed on the DL on August 23 with a torn patella tendon in his left knee, causing him to undergo season-ending surgery on September 7 in Cincinnati...the surgery was performed by Dr. Tim Kremchek...homed from both sides of the plate on two occasions (April 18 at Milwaukee and May 13 vs. Atlanta), joining Eddie Murray as the only players to homer from both sides of the plate more than once in their Dodger career...batted .294 against right-handed pitchers, .309 on the road and .338 during day games...had 22 multi-hit games, including a season-high four on April 24 at Colorado...had seven multi-RBI games, including a season-high five on May 13 vs. Atlanta...the five RBI tied his career high, which he had accomplished two previous times...tied for second on the team with six outfield assists...on April 18 at Milwaukee, he went 3 for 5 with a homer from each side of the plate, the first time a Dodger has done so since Eddie Murray (September 9, 1990)...the game was his fourth career multi-homer game...on May 13 vs. Atlanta, he became just the 18th player in Major League history to homer from both sides of the plate more than once in a season...his second homer in the game was a grand slam, marking his third career grand slam...the game marked his fifth career multi-homer game and second of the season...was successful in 86 percent of his stolen base attempts (6 for 7)...had at least one hit in each of his first 13 starts, including a season-high eight-game hitting streak from April 12-20, during which he batted .433...had the game-winning hit on April 12 vs. San Francisco, a two-out, bases-loaded single in the bottom of the ninth inning...slugged a game-winning two-run homer in the top of the 10th inning on April 19 at Milwaukee...in his eighth-inning at bat on May 29 at Arizona, suffered a sprained flexor tendon in the ring finger of his right hand, causing him to leave the game and miss the game on May 30...X-rays were negative but an MRI exam revealed the sprain...missed 47 games with the injury, during which the Dodgers went 18-29...went 4 for 13 with an RBI and a stolen base in five games in his rehab assignment at Triple-A Las Vegas...singled in the first inning on August 12 at New York for his 500th career hit.

2004—Set career highs in home runs (19), runs batted in (67), runs (72) and hits (138)...tied for the team lead in walks (71) and led the club in outfield assists (8)...in addition to stealing 15 bases, was caught stealing 11 times, which tied for the third highest total in the National League...batted .290 in day games and .295 vs. left-handed pitchers...batted .311 in the month of June and .291 with six homers and 17 RBI in July...became the 23rd big league player since 1969 to record three RBI in one game without getting a hit when he did so on April 16 at San Francisco...began the season by driving in 18 runs in his first 19 games while batting .288...was ejected in the bottom of the first inning on April 24 vs. San Francisco for arguing a called third strike (Sam Holbrook)...slugged two solo home runs on April 25 vs. San Francisco, marking his first career multi-homer game...was forced to leave the April 29 game vs. New York after irritating his sprained left ankle, which he originally injured on April 21 at Colorado...missed the April 30 to May 2 contests with that injury...was forced to leave the May 29 game vs. Arizona after spraining his left ankle...it was a different area than the previous sprain...the same injury got him scratched from starts on May 30 and 31...served a four-game suspension from June 24 to 27 for his role in a June 1 argument with umpire Terry Craft...missed the June 23 and 29 games with a sore right shoulder...also missed July 6, 7 and 11 games with the same injury...had his second career multi-homer game on July 30 at San Diego and his third on August 5 vs. Pittsburgh...left the August 11 game at Cincinnati with a sore right hamstring...the same injury caused him to miss the August 12 game and leave the Aug. 15 game at Chicago in the eighth inning...had the game-winning hit in the bottom of the ninth inning on September 27 vs. Colorado, a bases-loaded single that followed an intentional walk to Adrian Beltre...was ejected on September 28 vs. Colorado for arguing with an umpire after a fan threw a bottle on the field and he approached the stands...following the incident, he was suspended for the remainder of the regular season...batted .273 in four games during the National League Division Series against the Cardinals...added a solo homer and five walks.

2003—Was Cleveland's most consistent offensive player before missing the last six weeks of the season with a lower back contusion...led the club with 17 stolen bases and finished second with 33 doubles despite missing 61 games due to injury...started out the season by hitting safely in his first 14 games from March 31 to April 16 to set a new career high (23 for 59, .390)...it was the longest hitting streak by an Indian to start a season since Toby Harrah in 1982...also homered in a career-high three straight games from April 12-14...hit .387 with nine doubles, three home runs and seven RBI in 18 games in April before going on the disabled list on April 26 with a strained right hamstring...was activated from the DL on May 8...reached base safely via hit or walk in his first 31 games and overall on the year he reached base in 92 of 101 games, including 62 of his first 63 games...went on the disabled list a second time from August 10 through the remainder of the season with a bone bruise in his lower back...was removed from game of August 9 vs. Anaheim after the 11th inning and did not play again the rest of the season...visited back specialist Dr. Robert Watkins in Los Angeles in early September and was put on a rehab program and spent the off-season working out in Cleveland...his eight intentional walks led the team...finished 51 plate appearances short of qualifying for the AL batting crown...his .321 average was fourth in the AL and his .421 on-base percentage third among players with at least 450 plate appearances...stole a career-high three bases on June 20 at Pittsburgh...did not start below the fourth spot in the batting order all season...hit .402 off left-handers and .318 with runners in scoring position...made 93 starts in center field and eight starts at designated hitter, compiling a fielding percentage of .992...collected his first career leadoff home run on April 12 vs. Kansas City.

2002—Overall, made 86 starts in center field (94 games total) and reached base safely in 74 of the 86 games...raised his average from .233 in the first half to .265 in the second half...was on the 15-day disabled list twice, the first of which came from May 2 to June 3 after suffering an orbital fracture and scratched iris to his left eye after a fly ball ricocheted off the center field wall into his face on May 1 vs. Anaheim...began a six-game rehab on May 28 at Triple-A Buffalo and was activated off the disabled list on June 4...was placed on the 15-day DL a second time retroactive to August 12 after undergoing an emergency appendectomy on August 14 in St. Petersburg, Florida...was activated on August 30 as a laproscopic procedure allowed him to come back early...hit .255 after his second activation over his last 18 games of the season, but was limited to just one start over the season's last eight games due to a strained left oblique...hit the first two grand slams of his career on July 7 at Chicago-AL (Ritchie) and July 18 vs. Minnesota (J. Rincon)...finished tied for eighth among AL outfielders with his nine assists despite playing only 94 games in the field...collected a career-high five hits on July 21 at Kansas City and equalled his career high with five RBI.

2001—Was acquired from the Montreal Expos at mid-season...was the starting left fielder for the Expos on Opening Day and struggled through April, hitting .200 in 22 games before hitting .245 with 12 doubles and 13 RBI in 29 May games...collected four hits and five RBI on May 13 at Colorado with his only homer of the year...drew a bases loaded, game-winning walk in the 15th inning on April 26 at St. Louis...was optioned to Triple-A Ottawa on June 22 and spent the remainder of his tenure in the Expos organization in Ottawa prior to the trade...after being acquired by Cleveland from Montreal he was optioned to Triple-A Buffalo, where he appeared in 30 games, hitting .254 with five homers and 15 RBI in 30 games...stole nine bases in 11 attempts and on the year at Triple-A Buffalo he stole 23 bases in 26 attempts (88.5%)...was recalled from Triple-A Buffalo on September 10 and had only 18 at bats for the Indians, making three starts in center field...hit in 14 straight games after joining the Bisons from August 2-15, including four homers and nine RBI.

2000—Split the year between Triple-A Ottawa and Montreal and was named the number one prospect in the Expos system and the number three prospect in the International League by *Baseball America*...made his Major League debut on July 19 vs. New York (NL), going 3 for 5 with his first hit and RBI off Glendon Rusch...was optioned back to Ottawa on August 1 before returning to the big leagues again on August 12...appeared in just one game from September 8 to 29 due to a strained left oblique muscle, but batted safely in 8 of his 11 starts leading up to the injury...played winter ball in Puerto Rico after the season.

1999—Played for Double-A Harrisburg and ranked fourth in the Eastern League's most dangerous switch-hitter, ranking fourth in the league with a .329 average with power from both sides of the plate...finished with a .526 slugging percentage despite being out of the line-up for 55 games...missed 29 because of injuries, 19 due to his participation in the Pan Am Games and seven due to suspension from April 14-23...was on the DL from June 9 to 28 with a left shoulder strain...was in Winnipeg, Canada for the games from July 13 to August 3 with the Silver medal-winning U.S. squad...batted .292 in the tournament...his ninth-inning grand slam in the fifth and final game of the Eastern League playoffs vs. Norwich gave the Senators the Eastern League title...hit .352 in the Arizona Fall League following the season and was on the AFL all-prospect team.

1998—Began to emerge at Single-A Cape Fear after being chosen the organization's player of the month for July and was selected to play in the South Atlantic League All-Star Game...was voted the seventh-best prospect in the SAL...was promoted to Single-A Jupiter on June 24 and was named to the Single-A All-Star Team by *Baseball America*, scoring a combined 109 runs with 84 RBI and 30 steals between the two stops.

1997—Was selected to the postseason New York-Penn League All-Star team after hitting .300 with three home runs and 30 RBI at Vermont.

1996—Spent his first year as a professional in the Gulf Coast League and hit .241 with a home run and 12 RBI in 32 games.

Personal/Miscellaneous

Milton Obelle Bradley...has one child, Jeremiah Christian (12/11/05)...drafted out of Long Beach Polytechnic High School by Montreal in the second round of the 1996 draft...hosted "Bradley's Crew" in 2004, a program in which he hosted local youths and volunteers at Dodger Stadium and met with them prior to the game...was the Dodgers' nominee for the Roberto Clemente Award in 2005, which honors the player on each team whose service in the community is most representative of the former Pittsburgh Pirate outfielder...nominated by the players as a finalist for the Marvin Miller Man of the Year Award...opened a pair of baseball academies that bear his name - the first came on April 30 in Baldwin Hills and the second on July 30 in Long Beach.



Lifetime Playing Record

Year	Club	AVG.	G	AB	R	H	2B	3B	HR	RBI	SH	SF	HP	BB	SO	SB	CS	SLG	OBP	E
1996	GCL Expos	.241	32	112	18	27	7	1	1	12	1	2	1	13	15	7	4	.348	.320	3
1997	Vermont	.300	50	200	29	60	7	5	3	30	1	2	0	17	34	7	7	.430	.352	4
	GCL Expos	.200	9	25	6	5	2	0	1	2	0	0	1	4	4	2	2	.400	.333	1
1998	Cape Fear	.302	75	281	54	85	21	4	6	50	3	3	4	23	57	13	8	.470	.360	3
	Jupiter	.287	67	261	55	75	14	1	5	34	1	2	5	30	42	17	9	.406	.369	1
1999	Harrisburg	.329	87	346	62	114	22	5	12	50	1	2	3	33	61	14	11	.526	.391	5
2000	Ottawa	.304	88	342	58	104	20	1	6	29	1	2	1	45	56	10	15	.421	.385	3
	MONTREAL	.221	42	154	20	34	8	1	2	15	1	1	1	14	32	2	1	.325	.288	2
2001	Ottawa	.272	35	136	21	37	7	2	2	13	2	1	2	23	30	14	1	.397	.383	3
	Buffalo	.254	30	114	18	29	3	0	5	15	3	0	0	19	31	9	2	.412	.361	0
	MONTREAL	.223	67	220	19	49	16	3	1	19	2	0	1	19	62	7	4	.336	.288	2
	CLEVELAND	.222	10	18	3	4	1	0	0	0	0	0	0	2	3	1	1	.278	.300	1
2002	Akron	.273	3	11	1	3	1	0	0	1	0	0	0	1	1	0	1	.364	.333	0
	Buffalo	.261	6	23	3	6	0	0	0	3	0	2	0	3	5	2	1	.261	.321	0
	CLEVELAND	.249	98	325	48	81	18	3	9	38	1	0	0	32	58	6	3	.406	.317	4
2003	CLEVELAND	.321	101	377	61	121	34	2	10	56	0	5	5	64	73	17	7	.501	.421	2
2004	LOS ANGELES (NL)	.267	141	516	72	138	24	0	19	67	3	1	6	71	123	15	11	.424	.362	8
2005	Las Vegas	.308	5	13	2	4	0	0	0	1	0	0	0	1	2	1	1	.308	.357	0
	LOS ANGELES (NL)	.290	75	283	49	82	14	1	13	38	4	1	2	25	47	6	1	.484	.350	2
2006	OAKLAND	.276	96	351	53	97	14	2	14	52	0	1	2	51	65	10	2	.447	.370	4
	Sacramento	.208	6	24	3	5	0	0	2	6	0	0	1	2	10	1	0	.458	.296	0
	Stockton	.143	2	7	1	1	0	0	0	0	0	0	0	1	1	0	0	.143	.250	0
AL Totals		.283	305	1071	165	303	67	7	33	136	1	6	7	149	199	34	13	.451	.372	11
NL Totals		.258	325	1173	160	303	62	5	35	139	10	3	10	129	264	30	17	.409	.336	14
ML Totals		.270	630	2244	325	606	129	12	68	285	11	9	17	278	463	64	30	.429	.354	25

Career Transactions

1996 — Selected by the Montreal Expos organization in the 2nd round of the free agent draft, June 2. **2001** — Traded to the Cleveland Indians for pitcher Zach Day, July 31. **2002** — On disabled list, May 2 to June 3; included rehabilitation assignment to Buffalo, May 28 to June 3. On disabled list, August 12 to 29; included rehabilitation assignment to Akron, August 27 to 29. **2003** — On disabled list, April 23 to May 7. On disabled list, August 10 to October 2. **2004** — Traded to the Los Angeles Dodgers for outfielder Franklin Gutierrez and pitcher Andrew Brown, April 4. On suspended list, June 24 to 27. On suspended list, September 29 to October 3. **2005** — On disabled list, May 30 to July 22; included rehabilitation assignment to Las Vegas, July 15 to 22. On disabled list, August 23 to October 27. Traded to the Oakland Athletics with infielder Antonio Perez for outfielder Andre Ethier, December 13. **2006** — On disabled list, April 27 to June 6; included rehabilitation assignment to Sacramento, June 3 to 6. On disabled list, June 15 to July 14; included rehabilitation assignments to Sacramento, July 7 to 10, and Stockton, July 11 to 14.

Division Series Record

Year	Club/Opp.	AVG.	G	AB	R	H	2B	3B	HR	RBI	SH	SF	HP	BB	SO	SB	CS	SLG	OBP	E
2004	LA vs. STL	.273	4	11	1	3	1	0	1	1	0	0	0	5	2	2	0	.636	.500	0
2006	OAK vs. MIN	.077	3	13	1	1	0	0	1	2	0	0	0	1	0	0	0	.308	.077	0
Totals		.167	7	24	2	4	1	0	2	3	0	0	0	5	3	2	0	.458	.310	0

League Championship Series Record

Year	Club/Opp.	AVG.	G	AB	R	H	2B	3B	HR	RBI	SH	SF	HP	BB	SO	SB	CS	SLG	OBP	E
2006	OAK vs. DET	.500	4	18	4	9	2	0	2	5	0	0	0	0	2	0	0	.944	.500	0

Bradley in the American League Championship Series

After going 1-13 in last year's American League Division Series vs. Minnesota, Milton Bradley batted .500 (9-18) with two doubles, two home runs, five RBI and four runs scored in four games against Detroit in the American League Championship Series. He went 4-5 with two home runs and four RBI in Game 2 in Oakland, tying an Oakland postseason single-game record for hits home runs and RBI. He hit one home run right-handed and the other left-handed, becoming the third player (fourth time) to homer from both sides of the plate in postseason history. The other two players were Bernie Williams (1995 ALDS Game 3; 1996 ALDS Game 4) and Chipper Jones (2003 NLDS Game 4).

vs. The American League

2006 AVG.	AB	H	HR	RBI	CAREER vs. TEAM	AVG.	AB	H	HR	RBI
.263	19	5	1	2	Baltimore	.296	71	21	1	3
.296	27	8	0	5	Boston	.247	77	19	0	13
.300	10	3	0	1	Chicago	.302	116	35	1	18
.280	25	7	1	3	Cleveland	.280	25	7	1	3
.348	23	8	1	5	Detroit	.366	93	34	3	14
.333	15	5	0	2	Kansas City	.340	94	32	5	15
.242	33	8	3	5	Los Angeles	.227	75	17	4	8
.318	22	7	0	1	Minnesota	.352	88	31	4	12
.227	22	5	0	3	New York	.170	100	17	1	8
—	0	0	0	0	Oakland	.310	29	9	1	6
.173	52	9	2	6	Seattle	.225	89	20	3	11
.364	22	8	0	1	Tampa Bay	.281	32	9	1	2
.280	50	14	3	7	Texas	.261	92	24	4	11
.323	31	10	3	11	Toronto	.270	63	17	3	12

vs. The National League

2006 AVG.	AB	H	HR	RBI	CAREER vs. TEAM	AVG.	AB	H	HR	RBI
—	0	0	0	0	Arizona	.285	130	37	1	9
—	0	0	0	0	Atlanta	.232	69	16	3	8
—	0	0	0	0	Chicago	.222	36	8	0	6
—	0	0	0	0	Cincinnati	.230	74	17	1	6
—	0	0	0	0	Colorado	.279	129	36	5	22
—	0	0	0	0	Florida	.272	92	25	2	7
—	0	0	0	0	Houston	.316	38	12	1	8
—	0	0	0	0	Los Angeles	.229	35	8	1	4
—	0	0	0	0	Milwaukee	.333	36	12	4	7
—	0	0	0	0	New York	.240	96	23	0	1
—	0	0	0	0	Philadelphia	.279	61	17	2	10
—	0	0	0	0	Pittsburgh	.368	57	21	3	10
—	0	0	0	0	St. Louis	.198	81	16	2	7
—	0	0	0	0	San Diego	.242	120	29	4	19
—	0	0	0	0	San Francisco	.276	105	29	5	21
—	0	0	0	0	Washington	.195	41	8	2	4

Monthly Breakdown

2006 AVG.	AB	H	HR	RBI	CAREER by MONTH	AVG.	AB	H	HR	RBI
—	0	0	0	0	March	.222	9	2	0	2
.246	69	17	3	8	April	.286	440	126	17	55
—	0	0	0	0	May	.269	361	97	10	38
.120	25	3	0	0	June	.264	329	87	3	38
.406	64	26	4	17	July	.293	409	120	17	75
.223	94	21	3	13	August	.238	412	98	13	47
.292	96	28	4	13	September	.265	264	70	8	29
.667	3	2	0	1	October	.300	20	6	0	1

Batting Breakdown

2006 AVG.	AB	H	HR	RBI	CAREER by CATEGORY	AVG.	AB	H	HR	RBI
.243	169	41	7	26	Home	.253	1003	254	30	117
.308	182	56	7	26	Road	.284	1241	352	38	168
.302	126	38	5	19	Day	.298	698	208	29	107
.262	225	59	9	33	Night	.257	1546	398	39	178
.268	302	81	12	46	Grass	.272	1933	525	63	254
.327	49	16	2	6	Turf	.260	311	81	5	31
.213	94	20	3	8	Pre-ASG	.273	1226	335	34	147
.300	257	77	11	44	Post-ASG	.266	1018	271	34	138
.293	92	27	6	19	vs. LHP	.295	638	188	20	91
.270	259	70	8	33	vs. RHP	.260	1606	418	48	194
.297	91	27	3	38	RISP	.262	558	146	13	207
.375	8	3	0	9	Bases Loaded	.311	45	14	3	40
.000	1	0	0	0	Pinch Hitter	.000	8	0	0	0
.000	1	0	0	0	Designated Hitter	.379	29	11	2	4

Ballpark Breakdown

	AVG.	AB	H	HR	RBI	AVG.	AB	H	HR	RBI	
AT&T Park	.268	71	19	2	11	Metrodome	.333	57	19	2	5
Amerquest Field	.239	46	11	1	6	Miller Park	.323	31	10	4	7
Angel Stadium of Anaheim	.344	32	11	2	5	Minute Maid Park	.444	9	4	1	2
Busch Stadium I	.235	51	12	2	4	Olympic Stadium	.223	184	41	1	16
Camden Yards	.343	35	12	1	7	PETCO Park	.233	43	10	2	9
Chase Field	.323	65	21	0	7	PNC Park	.400	45	18	1	8
Cinergy Field	.333	12	4	0	3	Qualcomm Stadium	.083	12	1	0	2
Citizens Bank Park	.250	12	3	0	0	RFK Stadium	.200	10	2	1	1
Comerica Park	.455	55	25	3	12	Rogers Centre	.171	35	6	2	5
Coors Field	.333	87	29	3	16	Safeco Field	.255	55	14	3	9
Dodger Stadium	.252	361	91	14	42	Shea Stadium	.167	48	8	0	0
Dolphin Stadium	.220	59	13	1	4	Tropicana Field	.462	13	6	0	0
Fenway Park	.318	44	14	0	10	Turner Field	.235	34	8	1	3
Great American Ball Park	.250	16	4	1	1	U.S. Cellular Field	.302	53	16	1	7
Jacobs Field	.269	331	89	8	35	Veterans Stadium	.500	10	5	0	2
Kauffman Stadium	.299	67	20	2	12	Wrigley Field	.273	22	6	0	5
McAfee Coliseum	.251	191	48	8	32	Yankee Stadium	.125	48	6	1	3

Fielding Statistics

Outfield

YEAR	PCT.	G	PO	A	E	TC	DP
2000	.979	40	88	6	2	96	0
2001	.983	74	167	6	3	176	1
2002	.982	94	214	9	4	227	2
2003	.992	93	245	6	2	253	3
2004	.977	138	332	8	8	348	1
2005	.989	72	181	6	2	189	0
2006	.980	94	191	4	4	199	0
Totals	.984	605	1418	45	25	1488	7

Bradley's Career Home Run Chart

Multi-Homer Games: 5, last: May 13, 2005 vs. Atlanta. **Three-Homer Games:** None. **Two-Homer Games:** 5, last: May 13, 2005 vs. Atlanta. **Grand Slams:** 3, May 13, 2005 vs. Atlanta (Chris Reitsma); July 18, 2002 vs. Minnesota (Juan Rincon); July 7, 2002 at Chicago (AL) (Todd Ritchie). **Pinch-Hit Home Runs:** None. **Inside-The-Park Home Runs:** None. **Game Ending Home Runs:** 1, July 30, 2006 vs. Toronto (B.J. Ryan). **Lead Off Home Runs:** April 12, 2003 vs. Kansas City (Chris George).

Bradley's Career Highs

Hits: 5, July 21, 2002 at Kansas City; 4 (seven times), last: July 21, 2006 at Detroit

Runs: 3 (13 times), last: July 14, 2006 at Boston

Doubles: 3, July 21, 2002 at Kansas City

Triples: 1 (12 times), last: June 11, 2006 at New York (AL)

Home Runs: 2 (five times), May 13, 2005 vs. Atlanta; April 18, 2005 at Milwaukee; August 5, 2004 vs. Pittsburgh; July 30, 2004 at San Diego; April 25, 2004 vs. San Francisco. Note: Also had two home runs in Game 2 of 2006 ALCS, October 11 vs. Detroit.

Runs Batted In: 5 (three times), May 13, 2005 vs. Atlanta; July 21, 2002 at Kansas City, May 13, 2001 at Colorado

Walks: 4, August 7, 2004 vs. Philadelphia

Strikeouts: 4, May 6, 2004 at Florida

Stolen Bases: 3, June 20, 2003 at Pittsburgh

Hitting Streak: 14, March 31 to April 16, 2003

Hitless Streak (At Bats): 17, August 22 to 26, 2000

Jeremy Brown

5

Catcher

Height/Weight: 5-10 / 222

Bats/Throws: Right / Right

Birthdate: October 25, 1979

Opening Day Age: 27

Birthplace/Resides: Birmingham, Alabama / Birmingham, Alabama

Major League Service: 45 days

Obtained: Selected as a compensation pick following the 1st round (35th selection overall) of the June, 2002 draft

Contract Status: First year of a one-year contract through 2007.



2006 Highlights

Had four stints with the A's in 2006 but did not make his Major League debut until his final stint in September...was with the A's from May 9 to 13, June 1 to 3 and June 15 to 17 but did not appear in a game...was brought up for the fourth time when rosters expanded on September 1 and went 3 for 10 (.300) in five games...made his debut on September 3 against Baltimore when he pinch hit for Frank Thomas and flied out in the eighth inning...did not play again until September 27 at Seattle when he went 0 for 4 in his only ML start at designated hitter...made his only appearance at catcher on September 29...recorded his first major league hit on September 30 at Los Angeles with a pinch hit single

off Hector Carrasco in the eighth inning...went 2 for 4 with two doubles on October 1 at Los Angeles...spent the balance of the season at Sacramento, his first year at the Triple-A level...hit .255 with 13 home runs and 40 RBI in 77 games...the batting average and his .317 on-base percentage were both the lowest marks of his career...had a .256 batting average and .357 on-base percentage in 2004...his home run total was the second best figure of his career to his 20 in 2005...hit seven home runs in 86 at bats against left-handed pitching and six home runs in 189 at bats against right-handers...hit .256 (22 for 86) against south paws and .254 (48 for 189) against righties...his average improved to .299 (20 for 67) with runners in scoring position but he was just 3 for 14 (.214) with the bases loaded...made 66 of his 77 appearances at catcher and committed just one error...also went 9 for 34 (.265) with four home runs and nine RBI in 10 games at designated hitter and made his professional debut at third base with two games...made starts in each of the final five spots in the batting order and had his best success in the five spot where he batted .333 (12 for 36) with four home runs and 10 RBI in 10 games...got off to a fast start as he hit .448 (13 for 29) with three home runs and nine RBI in his first eight games...homered in each of his first three games on April 7 and 8 at Portland and April 10 at Tacoma...also had two of his three three-hit games during that stretch on April 15 against Las Vegas and April 20 against Tacoma...then went 10 for 40 (.250) with no home runs and two RBI over his next 11 games and was batting .333 when the As' called for the first time on May 9...returned to Sacramento on May 16 and went 6 for 31 (.194) with three home runs and four RBI in nine games before the As' called again on June 1...had his lone two homer game of the season on May 21 against Omaha...optioned to Sacramento on June 4 and went 4 for 19 (.211) over six games before he was called up to Oakland a third time on June 15...was sent back to the River Cats for the final time on June 18 and hit .237 (37 for 156) with seven home runs and 24 RBI over his final 43 games...his best hitting streak was an eight-game streak from July 24 to August 5 (14 for 32, .438) which included a stretch of five consecutive games with a double...had six home runs and 21 RBI in 53 games through July 27...then hit seven home runs and drove in 19 runs over his final 24 games...had a season high four RBI on August 26 at Fresno and homered in consecutive games on August 26 and 27 against the Grizzlies.

Career

2005—Returned to Double-A Midland for the third consecutive year and had 20 home runs and 72 RBI, both career highs...also had career highs in runs (65), hit by pitches (11) and strikeouts (88) and matched his best in doubles (27) and triples (1)...batted .261 in 115 games...finished second on the RockHounds in home runs...helped lead Midland to the Texas League Championship as he batted .419 with three home runs, 15 RBI and a .513 on-base percentage in nine post-season games to earn TL Playoffs Most Valuable Player honors...batted .266 with 14 of his 20 home runs against right-handed pitchers and .250 against left-handers during the regular season...hit 15 of his 20 home runs on the road...his average dropped to .250 with runners in scoring position, including .214 with RISP and two outs, but he was 4 for 7 (.571) with a grand slam and 15 RBI with the bases loaded...appeared in 106 games at catcher and four at first base and was also 4 for 13 (.308) in five games at designated hitter...committed 12 errors as a catcher which was second most in the TL...led league catchers with 761 total chances for a .984 fielding percentage...tossed out 33 of 144 (22.9%) attempted base stealers and his 111 stolen bases allowed tied for the most in all of minor league baseball (Matt Houston, Delmarva)...hit in every spot in the order from four through eight and made his most starts batting sixth (40)...batted .300 or better in a month twice, hitting .302 in May and .306 in August...hit .241 or below in the other months, including .241 in April, .226 in June and .239 in July...hit just six home runs in 62 games over the first three months of the season but connected for seven home runs in both July and August...had 26 RBI over the first three months of the season but drove in 23 runs in July and 22 in August...had a season best 10-game hitting streak from July 15 to 25 (15 for 38, .395)...had a season best six RBI on July 16 against Tulsa and capped the streak with a grand slam and four RBI on July 25 at Frisco...hit three home runs and had his lone four-hit game of the season on August 12 at Springfield...scored three runs and added four RBI in the game...earned TL Player of the Week honors for the week of August 8-14 when he batted .458 (11 for 24) with four doubles, three home runs and eight RBI.

2004—Played a full season for the first time in his professional career, appearing in a career high 122 games at Double-A Midland...batted .256 with six home runs and 49 RBI in his second consecutive season at the Double-A level...in addition to games, he also had career highs in at bats (446), hits (114), doubles (27) and walks (71)...finished second on the RockHounds in walks and led the club with 20 grounded into double plays...batted .275 against left handed pitching and .248 against right-handers...his average dropped to .189 with runners in scoring position, including .059 with the bases loaded...appeared in 87 games at catcher and batted .301 with all six of his home runs and 42 of his 49 RBI in those contests...also batted .133 in 35 games as the designated hitter...finished July with a .324 batting average, his best one month batting average in 2004...had 12 RBI in July and 13 in August after driving in 23 runs over the first three months of the season...played for the Arizona Fall League Champion Phoenix Desert Dogs following the season and hit .353 with two home runs and 12 RBI in 14 games...added eight walks for a .477 on-base percentage.

2003—Spent the entire season at Double-A Midland but was limited to just 66 games because of a sprained left thumb...batted .275 with five home runs and 37 RBI...added 41 walks for a .388 on-base percentage...batted .286 against right handed pitching and .241 against left-handers...was 3 for 6 (.500) with a double and eight RBI with the bases loaded...made 63 of his 66 appearances at catcher and was also 2 for 11 (.182) in three games at designated hitter...hit in every spot in the order except first and second and had his best success in the seven spot (32 for 94, .340)...batted .222 in April, .283 in May and .323 in June...homered twice in his first six games, went 44 games without a homer and then homered three times in his final 16 contests...put together a season high 11-game hitting streak from May 31 to June 13 (16 for 38, .421)...was placed on the disabled list with a sprained left thumb on June 27 and missed the remainder of the season.

2002—Batted a combined .307 with 10 home runs and 41 RBI in 65 games at Vancouver and Visalia after signing with the As following the June draft...added 54 walks which fueled a .451 on-base percentage...had 15 doubles in addition to his 10 home runs for a .516 slugging percentage...began his professional career at Vancouver and hit .286...transferred to Single-A Visalia on July 1 and hit .310 with 10 home runs and 40 RBI in 55 games...added 44 walks for a .444 on-base percentage and slugged .545...batted .381 against left handed pitching and .290 against right-handers...average improved to .367 with runners in scoring position...hit .333 with a double and two walks in two playoff games for Visalia.

Personal/Miscellaneous

Jeremy Scott Brown was originally signed by As scout Billy Owens...was drafted by the As following the first round (35th selection overall) of the 2002 draft as a compensation pick for the loss of free agent Jason Giambi to the New York Yankees...attended the University of Alabama where he posted a .337 (307 for 910) career average with 46 home runs and 231 RBI...was named to the *Baseball America* Freshman All-America team as a designated hitter after hitting .347 with 15 HR and 69 RBI, helping fourth ranked Alabama reach the College World Series...was an All-SEC selection at catcher as a junior (.363, 10 HR, 48 RBI) and senior (.320, 11 HR, 64 RBI)...led all NCAA Division I players as a senior with 69 walks in 66 games.

Lifetime Playing Record

Year	Club	AVG.	G	AB	R	H	2B	3B	HR	RBI	SH	SF	HP	BB	SO	SB	CS	SLG	OBP	E
2002	Vancouver	.286	10	28	7	8	1	0	0	1	0	0	1	10	5	1	0	.321	.487	1
	Visalia	.310	55	187	36	58	14	0	10	40	2	1	2	44	49	1	1	.545	.444	6
2003	Midland	.275	66	233	37	64	10	1	5	37	0	1	3	41	38	3	0	.391	.388	7
2004	Midland	.256	122	446	59	114	27	0	6	49	3	2	4	71	80	2	1	.357	.361	6
2005	Midland	.261	115	394	65	103	27	1	20	72	0	5	11	52	88	0	0	.487	.359	13
2006	Sacramento	.255	77	275	41	70	14	0	13	40	0	4	4	23	60	0	0	.447	.317	1
	OAKLAND	.300	5	10	1	3	2	0	0	0	0	0	0	1	1	0	0	.500	.364	0
M.L. Totals		.300	5	10	1	3	2	0	0	0	0	0	0	1	1	0	0	.500	.364	0

Career Transactions

2001 — Selected by the Boston Red Sox organization in the 19th round of the free agent draft, June 5. 2002 — Selected by the Oakland Athletics organization as a compensation pick following the 1st round of the free agent draft, June 4.

vs. The American League

2006	AB	H	HR	RBI	CAREER vs. TEAM	AVG.	AB	H	HR	RBI
.000	1	0	0	0	Baltimore	.000	1	0	0	0
.600	5	3	0	0	Los Angeles	.600	5	3	0	0
.000	4	0	0	0	Seattle	.000	4	0	0	0

Monthly Breakdown

2006	AB	H	HR	RBI	CAREER by MONTH	AVG.	AB	H	HR	RBI
.167	6	1	0	0	September	.167	6	1	0	0
.500	4	2	0	0	October	.500	4	2	0	0

Batting Breakdown

2006	AB	H	HR	RBI	CAREER by CATEGORY	AVG.	AB	H	HR	RBI
.000	1	0	0	0	Home	.000	1	0	0	0
.333	9	3	0	0	Road	.333	9	3	0	0
.400	5	2	0	0	Day	.400	5	2	0	0
.200	5	1	0	0	Night	.200	5	1	0	0
.300	10	3	0	0	Grass	.300	10	3	0	0
—	0	0	0	0	Turf	—	0	0	0	0
—	0	0	0	0	Pre-ASG	—	0	0	0	0
.300	10	3	0	0	Post-ASG	.300	10	3	0	0
.500	2	1	0	0	vs. LHP	.500	2	1	0	0
.250	8	2	0	0	vs. RHP	.250	8	2	0	0
.000	2	0	0	0	RISP	.000	2	0	0	0
.000	0	0	0	0	Bases Loaded	.000	0	0	0	0
.333	3	1	0	0	Pinch Hitter	.333	3	1	0	0
.300	10	3	0	0	Designated Hitter	.300	10	3	0	0

Ballpark Breakdown

	AVG.	AB	H	HR	RBI
Angel Stadium of Anaheim	.600	5	3	0	0
McAfee Coliseum	.000	1	0	0	0
Safeco Field	.000	4	0	0	0

Fielding Statistics

Catcher	YEAR	PCT.	G	PO	A	E	TC	DP	PB
	2006	1.000	1	2	0	0	2	0	0
	Totals	1.000	1	2	0	0	2	0	0

Brown's Career Highs

Hits: 2, October 1, 2006 at Los Angeles (AL)
 Runs: 1, October 1, 2006 at Los Angeles (AL)
 Doubles: 2, October 1, 2006 at Los Angeles (AL)
 Triples: 0
 Home Runs: 0
 Runs Batted In: 0
 Walks: 1, September 27, 2006 at Seattle
 Strikeouts: 1, September 27, 2006 at Seattle
 Stolen Bases: 0
 Hitting Streak: 2, September 30, 2006 to present
 Hitless Streak (At Bats): 5, September 3 to 27, 2006

Brown's Career Home Run Chart

Multi-Homer Games: None. Three-Homer Games: None. Two-Homer Games: None. Grand Slams: None. Pinch-Hit Home Runs: None. Inside-The-Park Home Runs: None. Game Ending Home Runs: None. Lead Off Home Runs: None.

Kiko Calero

50

Right-Handed Pitcher

Height/Weight: 6-1 / 203

Bats/Throws: Right / Right

Birthdate: January 9, 1975


Opening Day Age: 32

Birthplace/Resides: Santurce, Puerto Rico / Rio Piedras, Puerto Rico

Major League Service: 3 years, 150 days

Obtained: Acquired from the St. Louis Cardinals with pitcher Dan Haren and infielder/catcher Daric Barton for pitcher Mark Mulder, December 18, 2004

Contract Status: First year of a one-year contract through 2007.



2006 Highlights

Led the A's and tied for eighth in the American League with a career high 70 games pitched...was the only member of the A's Opening Day bullpen to spend the entire season in the pen as four players spent time on the disabled list (Duchscherer, Kennedy, Street and Witasick) and two had stints in the starting rotation (Halsey and Saarloos)...was 3-2 with two saves and a 3.41 ERA...the ERA was the highest of his career, the saves matched his best from 2004 and this marks the first time he has lost more than one game in a season...held opponents to a .231 batting average, but that was a career high, topping his .216 from 2005...has allowed a .211 opponents batting average in his career...allowed a career low four home runs...yielded a .169 (11 for 65) batting average against first batters faced, which tied for 10th lowest in the AL...now has a .173 (31 for 179) average against first batters in his career...had 24 first batter strikeouts, which ranked second in the AL (Rodriguez, LAA 25)...they were the most by an A's pitcher dating back to 1974...allowed 12 of 45 (26.7%) inherited runners to score and converted 2 of 5 (40.0%) save opportunities...also had career highs in strikeouts (67), innings pitched (58.0), hits (50), runs (22), earned runs (22), walks (24) and pickoffs (3)...now has 217 career strikeouts in 197.1 innings, an average of 9.89 per nine innings...his opponents batting average broke down to .208 (30 for 144) against right-handed hitters and .278 (20 for 72) against left-handers...now has a .187 (86 for 459) career average against right-handers and .255 (65 for 255) against lefties...opponents were 5 for 47 (.106) with two walks (.143 on-base percentage) when leading off an inning and he has allowed a .154 (25 for 162) average in that situation in his career...opponents were 4 for 5 (.800) with a grand slam and 10 RBI with the bases loaded...was at his best pitching on one day of rest as he had a 2.16 ERA (4 er in 16.2 ip) and .200 (12 for 60) opponents batting average in 23 such outings compared to 3.92 (18 er in 41.1 ip) and .244 (38 for 156) in his other 47 outings...pitched 1.0 inning or less in 59 of his 70 outings and recorded more than four outs in an appearance just twice...tossed 2.0 innings on June 21 at Colorado and September 22 against Los Angeles...pitched for Puerto Rico in the World Baseball Classic during the spring and did not allow a run in three outings (3.1 ip, 1 h, 1 bb, 1 so)...then did not allow a run in his first nine regular season games with the A's (8.0 ip), giving him a 13.0 inning scoreless streak dating back to September 19 of last year...then allowed 12 runs over his next 14 outings from April 26 to May 25 for a 10.45 ERA (10.1 ip)...followed that up by allowing just one run over his next 25 outings from May 28 to July 28 for a 0.38 ERA (24.0 ip, 16 h, 1 r, 1 er, 6 bb, 29 so, 0 hr)...had scoreless streaks of 12.2 innings (May 28 to June 24) and 11.0 (June 30 to July 28) during that stretch...then allowed nine runs over his final 22 outings beginning on July 30 for a 5.17 ERA (15.2 ip)...recorded his first save of the season on April 21 against Los Angeles...had all three of his blown saves over a 15-game stretch from May 25 to June 29...compiled a 1.26 ERA (2 er in 14.1 ip) over that span and allowed just 1 of 4 inherited runners to score...recorded the win in consecutive games on June 21 at Colorado and June 23 at San Francisco...had his second save on August 7 against Texas...was charged with his second loss of the season on September 25 at Seattle, marking the first time he has lost two games in his career...did not allow a run in four postseason appearances (3.0 ip)...picked up his first career postseason win in Game 2 of the ALDS at Minnesota after tossing a scoreless sixth inning in the A's 5-2 win.

Career

2005—Made 58 relief appearances with the A's and was 4-1 with a save, a blown save and a 3.23 ERA...allowed a .216 opponents batting average...had career highs in wins...first batters faced hit .170 which ranked sixth lowest among American League relievers...allowed 8 of 33 (24.2%) inherited runners to score...his .216 opponents batting average broke down to .162 against right-handers and .319 against left-handers...allowed four home runs in 72 at bats against lefties and two home runs in 136 at bats against righties...allowed a .193 average with runners in scoring position, including .042 with RISP and two outs which was the lowest mark in the Majors...right elbow tendinitis led to early ERA problems as he missed 11 games from April 17 to 28 with the injury...allowed a career high five runs on four hits and a walk in 0.1 innings on May 4 against Texas and yielded four runs on three hits and a walk without recording an out two games later on May 8 at New York...went on the disabled list on May 10 retroactive to May 9 with right elbow tendinitis...allowed nine runs in those two games against Texas and New York and 11 in his other 56 outings for a 1.79 ERA...had an 8.68 ERA and .310 opponents batting average when he was reinstated from the DL on June 5 but did not allow a run in 39 of his final 48 outings for a 2.14 ERA and .193 opponents batting average...overall, did not allow a run in 47 of his 58 outings...had a 1.85 ERA in 40 outings at night and a 6.48 ERA in 18 outings during the day...had a 0.93 ERA in 16 outings when pitching on two days rest and a 4.46 ERA in all other outings...did not allow a run in seven outings in April (8.1 ip), his longest scoreless streak of the season...that gave him a career best 18.1 inning scoreless streak dating back to September 12, 2004...had an ERA under 2.50 in every month except May when he appeared in just three games and posted an 81.00 ERA...picked up

the win in consecutive outings on April 13 against Toronto and April 16 against Los Angeles to extend his winning streak to a career high four games...recorded his only save of the season on May 6 at New York when he got the final two outs of the A's 6-3, 10 inning win...struck out in his only at bat on June 10 at Atlanta...was charged with his only blown save of the season on August 3 at Minnesota in the 100th appearance of his career...allowed a .095 opponents batting average in September.

2004—Appeared in 41 games for St. Louis and was 3-1 with a 2.78 ERA...allowed just two of his 15 (13.3%) inherited runners to score...struck out 47 and walked just 10 in his 45.1 innings pitched...retired 35 of the 41 first batters faced...held the opposition to a .176 batting average, including .175 against left-handed hitters and .177 against right-handers...posted a 2.11 ERA over his last 35 games after recording a 6.43 ERA over his first six contests...began the season with Triple-A Memphis and was recalled on May 7...was 0-0 with a 2.49 ERA in 12 games for Memphis with one save and 33 strikeouts in 25.1 innings...pitched a scoreless eighth inning the night of his recall, May 7 at Montreal, putting down the side in order...blanked the A's for the final 2.0 innings on June 16 and earned his second career save...placed on the 15-day disabled list on August 7, with right shoulder tendinitis...was 0-0 with a 1.42 ERA in four games at Memphis during injury rehab, striking out 13 batters in 6.1 innings...was activated from the 15-day DL prior to the September 4 game...recorded the final two outs on September 24 at Colorado for his second save of the season...made eight postseason appearances for St. Louis, including five in the NLCS against Houston, and posted a combined 4.82 ERA...played in the Japan All-Star Series following the season and had a win in three relief appearances (1.2 ip, 1 h, 2 so).

2003—Made the team as a non-roster invitee out of Spring Training and was one of the team's most consistent relievers before undergoing season-ending knee surgery in late June...struck out 51 in 38.1 innings...made his final appearance on June 28 at Kansas City and left the game after facing one batter in the fifth inning when he suffered a torn right patella tendon after delivering a pitch...made his major league debut on April 2 vs. Milwaukee (0.2 ip, 2 h, 1 bb, 1 so) and was credited with his first win on April 13 at Houston (2.0 ip, 2 so)...allowed a two-run pinch-hit home run to Barry Larkin on May 6 at Cincinnati for his first career loss...notched his first career save when he preserved a 3-1 win vs. Montreal on May 3 with a scoreless ninth...made his first Major League start on June 16 at Milwaukee and allowed just one run in 5.0 innings...struck out a career high nine...posted a 2.16 ERA in June and fanned 24 batters in 16.2 innings that month before suffering his knee injury.

2002—Was traded to Philadelphia on March 20 for Brian Harris but was returned two days later as he was unable to perform...was on the disabled list from April 4 to May 2 with right shoulder tendinitis...began the season at Double-A Wichita and was 1-0 with a 2.25 ERA in five games, two starts, when he transferred to Triple-A Omaha on May 21...went 7-7 with a 3.44 ERA in 20 games, 18 starts, at Triple-A...ranked fifth in the Pacific Coast League in ERA...was a combined 8-7 with a 3.30 ERA in 25 games, 20 starts...allowed a .236 opponents batting average which included a .232 mark against left-handers and .239 against right-handers.

2001—Spent the entire season at Double-A Wichita for the third consecutive season and was 14-5 with a 3.33 ERA in 27 games, 19 starts...ranked second in wins and third in ERA in the Texas League...allowed a .237 opponents batting average, including .273 against left-handers and .215 against right-handers...opponents average dropped to .183 with runners in scoring position...was on the disabled list from May 17 to June 1 with a strained hip flexor.

2000—Went 10-7 with a 3.63 ERA in 28 games, 25 starts, in his second consecutive season at Double-A Wichita...ranked seventh in the Texas League in ERA...opponents hit .251 which broke down to .328 against left-handers and .211 against right-handers.

1999—Went 9-3 with a 4.11 ERA in 26 games, 23 starts, at Double-A Wichita...ranked sixth in the Texas League in ERA and Wichita won the Texas League Championship...allowed a .279 opponents batting average, including .308 against left-handers and .260 against right-handers...was on the disabled list from June 30 to July 19 with right shoulder tendinitis.

1998—Was a combined 9-3 with a 3.72 ERA in 24 games, all starts, at Single-A Lansing, Double-A Wichita and Single-A Wilmington...began the season on the Wichita disabled list from April 2 to 26 with a strained right shoulder...transferred to Lansing when he was activated from the DL, returned to Wichita on May 15 and was sent to Wilmington, where he finished the season on June 1.

1997—Named to the Texas League All-Star team after going 11-9 with a 4.44 ERA in 23 games, 22 starts, at Double-A Wichita...allowed a .248 opponents batting average.

1996—Made his professional debut at Spokane and was 4-2 with a 2.52 ERA and a save in 17 games, 11 starts...finished fourth in the Northwest League in ERA...was named Rookie of the Year in the Puerto Rican Winter League going 2-1 with a 2.76 ERA in 12 games, 11 starts.

Personal/Miscellaneous

Enrique Nomar Calero...graduated from University Gardens (PR) High in 1993...attended Miami Dade Kendall Junior College and St.Thomas University in Miami, FL...was scouted and signed by the Royals' Cliff Pastornicky and Albert Gonzalez...wife's name is Carola...the couple has one son, Enrique.

What's in a Name

The Athletics' name originates from the term "Athletic Club" for local gentlemen's clubs and dates back to 1860 when an amateur team, the Athletic Club of Philadelphia was formed. The team name is typically pronounced "Ath-LET-ics", but the A's long-time owner and manager, Connie Mack, referred to his team by the old-fashioned colloquial pronunciation of "Ath-uh-LET-ics". The team was commonly referred to as the Mackmen during their Philadelphia days, in honor of their patriarch. *Source Wikipedia.*

FRONT OFFICE
2007 ATHLETICS
REVIEW
RECORDS
HISTORY
OPPONENTS
PLAYER DEVELOPMENT
MISCELLANEOUS

Lifetime Pitching Record

Year	Club	W	L	ERA	G	GS	CG	SHO	SV	IP	H	R	ER	HR	HB	BB	IBB	SO	WP	BK
1996	Spokane	4	2	2.52	17	11	0	0	1	75.0	77	34	21	5	3	18	0	61	2	2
1997	Wichita	11	9	4.44	23	22	2	0	0	127.2	120	78	63	15	4	44	0	100	2	2
1998	Lansing	1	0	3.78	4	4	0	0	0	16.2	19	7	7	1	2	7	0	10	1	1
	Wilmington	7	3	2.86	17	17	0	0	0	97.2	74	33	31	7	7	51	1	90	6	0
	Wichita	1	0	9.64	3	3	0	0	0	14.0	23	16	15	2	1	6	0	5	0	0
1999	Wichita	9	3	4.11	26	23	1	1	1	129.1	143	67	59	14	6	57	3	92	7	2
2000	Wichita	10	7	3.63	28	25	0	0	0	153.2	141	74	62	16	10	66	2	130	7	1
2001	Wichita	14	5	3.33	27	19	0	0	0	124.1	110	57	46	10	7	51	1	94	7	1
2002	Wichita	1	0	2.25	5	2	0	0	0	16.0	10	5	4	2	0	5	0	15	1	0
	Omaha	7	7	3.44	20	18	0	0	0	125.2	112	52	48	11	4	35	1	109	6	1
2003	ST. LOUIS	1	1	2.82	26	1	0	0	1	38.1	29	12	12	5	1	20	2	51	3	1
2004	Memphis	0	0	2.49	12	3	0	0	1	25.1	20	8	7	3	1	11	2	33	2	0
	ST. LOUIS	3	1	2.78	41	0	0	0	2	45.1	27	14	14	5	1	10	1	47	1	0
2005	OAKLAND	4	1	3.23	58	0	0	0	1	55.2	45	20	20	6	1	18	2	52	2	0
	Sacramento	0	0	9.00	2	2	0	0	0	2.0	4	2	2	0	0	0	0	2	0	0
2006	OAKLAND	3	2	3.41	70	0	0	0	2	58.0	50	22	22	4	0	24	3	67	1	0
AL Totals		7	3	3.33	128	0	0	0	3	113.2	95	42	42	10	1	42	5	119	3	0
NL Totals		4	2	2.80	67	1	0	0	3	83.2	56	26	26	10	2	30	3	98	4	1
ML Totals		11	5	3.10	195	1	0	0	6	197.1	151	68	68	20	3	72	8	217	7	1

Career Transactions

1996 — Selected by the Kansas City Royals organization in the 27th round of the free agent draft, June 2. 2002 — Traded to the Philadelphia Phillies organization for Brian Harris, March 20; returned to Kansas City, March 22. Granted free agency, October 15; signed by the St. Louis Cardinals organization, December 3. 2003 — On disabled list, June 29 to September 30. 2004 — On disabled list, August 7 to September 3; included rehabilitation assignment to Memphis, August 24 to September 4. Traded to the Oakland Athletics with pitcher Dan Haren and catcher Daric Barton for pitcher Mark Mulder, December 18. 2005 — On disabled list, May 9 to June 4; included rehabilitation assignment to Sacramento, June 1 to 4.

Division Series Record

Year	Club/Opp.	W	L	ERA	G	GS	CG	SHO	SV	IP	H	R	ER	HR	HB	BB	IBB	SO	WP	BK
2004	STL vs. L.A.	0	0	0.00	1	0	0	0	0	1.0	0	0	0	0	0	0	0	2	0	0
2006	OAK vs. MIN	1	0	0.00	1	0	0	0	0	1.0	0	0	0	0	0	1	0	1	0	0
Totals		1	0	0.00	2	0	0	0	0	2.0	0	0	0	0	0	1	0	3	0	0

League Championship Series Record

Year	Club/Opp.	W	L	ERA	G	GS	CG	SHO	SV	IP	H	R	ER	HR	HB	BB	IBB	SO	WP	BK
2004	STL vs. HOU	0	0	3.86	5	0	0	0	0	7.0	8	3	3	1	1	1	0	7	0	0
2006	OAK vs. DET	0	0	0.00	3	0	0	0	0	2.0	3	0	0	0	0	1	0	1	0	0
Totals		0	0	3.00	8	0	0	0	0	9.0	11	3	3	1	1	2	0	8	0	0

World Series Record

Year	Club/Opp.	W	L	ERA	G	GS	CG	SHO	SV	IP	H	R	ER	HR	HB	BB	IBB	SO	WP	BK
2004	STL vs. BOS	0	0	13.50	2	0	0	0	0	1.1	2	2	2	0	0	4	0	0	0	0

World Baseball Classic Record

Year	Country	W	L	ERA	G	GS	CG	SHO	SV	IP	H	R	ER	HR	HB	BB	IBB	SO	WP	BK
2006	Puerto Rico	0	0	0.00	3	0	0	0	0	3.1	1	0	0	0	0	1	0	1	0	0

A's Pronunciation Guide

Hiram Bocachica HI-ruhm Boca-CHEEK-a	Bobby Kielty Kell-tee
Kiko CaleroKEE-ko	Shane Komine Ko-MEE-nay
Eric Chavez CHA-vez	Mark Kotsay KAH-tsay
Justin Duchscherer DUKE-sure	Esteban Loaiza low-IZ-a
Chad Gaudin go-DAN	Marco Scutaro scoot-UH-row
Brad Halsey HAHLS-ee	Jay Witasick wi-TASS-ick

FRONT OFFICE

2007 ATHLETICS

REVIEW

RECORDS

HISTORY

OPPONENTS

PLAYER DEVELOPMENT

MISCELLANEOUS

FRONT OFFICE
2007 ATHLETICS
REVIEW
RECORDS
HISTORY
OPONENTS
PLAYER DEVELOPMENT
MISCELLANEOUS

vs. The American League

2006 ERA	W	L	SV	G	IP	H	HR	ER	SO	CAREER vs. TEAM	ERA	W	L	SV	G	IP	H	HR	ER	SO
0.00	0	0	0	3	2.2	1	0	0	4	Baltimore	0.69	1	0	0	11	13.0	5	0	1	13
0.00	0	0	0	5	4.1	1	0	0	1	Boston	1.93	0	0	0	9	9.1	6	2	2	7
0.00	0	0	0	2	1.2	1	0	0	0	Chicago	0.00	0	0	0	6	6.2	1	0	0	3
10.80	0	0	0	5	3.1	5	0	4	6	Cleveland	6.75	0	0	0	8	5.1	8	0	4	7
0.00	0	0	0	3	2.0	3	0	0	0	Detroit	0.00	0	0	0	5	4.1	5	0	0	2
18.00	0	0	0	3	2.0	3	0	4	3	Kansas City	7.71	0	1	0	9	7.0	11	0	6	9
1.08	1	0	1	8	8.1	4	1	1	10	Los Angeles	0.68	3	0	1	12	13.1	5	1	1	18
0.00	0	0	0	5	3.0	2	0	0	4	Minnesota	2.45	0	0	0	10	7.1	4	2	2	10
0.00	0	0	0	3	3.0	2	0	0	5	New York	9.00	0	0	1	6	4.0	5	2	4	5
—	0	0	0	0	0.0	0	0	0	0	Oakland	0.00	0	0	1	1	2.0	1	0	0	2
4.70	0	1	0	9	7.2	6	0	4	8	Seattle	2.65	0	1	0	19	17.0	15	0	5	15
13.50	0	0	0	3	2.0	3	1	3	4	Tampa Bay	9.00	0	0	0	4	3.0	4	1	3	6
2.84	0	0	1	8	6.1	7	2	2	9	Texas	6.46	0	0	1	18	15.1	16	3	11	21
2.45	0	0	0	5	3.2	5	0	1	4	Toronto	1.93	1	0	0	10	9.1	8	1	2	6

vs. The National League

2006 ERA	W	L	SV	G	IP	H	HR	ER	SO	CAREER vs. TEAM	ERA	W	L	SV	G	IP	H	HR	ER	SO
0.00	0	0	0	1	1.0	1	0	0	2	Arizona	0.00	0	0	0	4	4.2	2	0	0	6
—	0	0	0	0	0.0	0	0	0	0	Atlanta	4.15	0	0	0	3	4.1	4	0	2	4
—	0	0	0	0	0.0	0	0	0	0	Chicago	5.14	0	0	0	7	7.0	4	1	4	9
—	0	0	0	0	0.0	0	0	0	0	Cincinnati	2.53	1	1	0	10	10.2	7	1	3	16
0.00	1	0	0	1	2.0	1	0	0	2	Colorado	6.23	1	0	1	4	4.1	6	1	3	6
—	0	0	0	0	0.0	0	0	0	0	Florida	0.00	0	0	0	1	2.0	0	0	0	5
—	0	0	0	0	0.0	0	0	0	0	Houston	0.61	2	0	0	9	14.2	2	1	1	13
0.00	0	0	0	2	2.0	0	0	0	1	Los Angeles	4.15	0	1	0	5	4.1	3	1	2	3
—	0	0	0	0	0.0	0	0	0	0	Milwaukee	0.96	1	0	0	6	9.1	6	0	1	15
—	0	0	0	0	0.0	0	0	0	0	New York	9.00	0	0	0	4	3.0	4	2	3	2
—	0	0	0	0	0.0	0	0	0	0	Philadelphia	9.00	0	0	0	1	1.0	4	0	1	1
—	0	0	0	0	0.0	0	0	0	0	Pittsburgh	6.75	0	0	0	3	5.1	7	1	4	5
—	0	0	0	0	0.0	0	0	0	0	St. Louis	—	0	0	0	0	0.0	0	0	0	0
27.00	0	0	0	1	0.1	1	0	1	1	San Diego	9.00	0	0	0	2	1.0	1	0	1	2
6.75	1	1	0	3	2.2	4	0	2	3	San Francisco	4.91	1	1	0	4	3.2	4	0	2	3
—	0	0	0	0	0.0	0	0	0	0	Washington	0.00	0	0	1	4	5.0	3	0	0	3

Monthly Breakdown

2006 ERA	W	L	SV	G	IP	H	HR	ER	SO	CAREER by MONTH	ERA	W	L	SV	G	IP	H	HR	ER	SO
2.00	0	0	1	11	9.0	5	1	2	12	April	2.08	3	0	1	28	30.1	21	2	7	42
7.94	0	1	0	14	11.1	13	1	10	9	May	8.38	0	2	2	30	29.0	35	7	27	25
0.75	2	0	0	13	12.0	9	0	1	18	June	2.02	2	0	1	42	49.0	35	3	11	61
0.90	0	0	0	11	10.0	7	0	1	9	July	1.32	1	0	0	33	34.0	20	1	5	32
4.32	1	0	1	11	8.1	7	1	4	9	August	3.57	3	1	1	26	22.2	21	4	9	20
4.91	0	1	0	10	7.1	9	1	4	10	September	2.67	1	2	1	34	30.1	18	3	9	36
—	0	0	0	0	0.0	0	0	0	0	October	0.00	1	0	0	2	2.0	1	0	0	1

Pitching Breakdown

2006 ERA	W	L	SV	G	IP	H	HR	ER	SO	CAREER by CATEGORY	ERA	W	L	SV	G	IP	H	HR	ER	SO
3.67	0	1	2	32	27.0	19	1	11	34	Home	3.24	4	2	4	93	97.1	74	8	35	104
3.19	3	1	0	38	31.0	31	3	11	33	Road	2.97	7	3	2	102	100.0	77	12	33	113
3.86	1	1	0	22	16.1	22	1	7	18	Day	3.14	5	2	1	61	57.1	48	4	20	58
3.24	2	1	2	48	41.2	28	3	15	49	Night	3.09	6	3	5	134	140.0	103	16	48	159
3.33	3	2	2	63	54.0	45	4	20	64	Grass	3.07	11	5	6	182	187.1	142	18	64	210
4.50	0	0	0	7	4.0	5	0	2	3	Turf	3.60	0	0	0	13	10.0	9	2	4	7
3.31	2	1	1	41	35.1	28	2	13	42	Pre-ASG	3.36	5	2	4	113	123.1	96	13	46	141
3.57	1	1	1	29	22.2	22	2	9	25	Post-ASG	2.68	6	3	2	82	74.0	55	7	22	76
—	0	0	0	0	0.0	0	0	0	0	Starter	1.80	0	0	0	1	5.0	3	0	1	9
3.41	3	2	2	70	58.0	50	4	22	67	Reliever	3.14	11	5	6	194	192.1	148	20	67	208

FRONT OFFICE

2007 ATHLETICS

REVIEW

RECORDS

HISTORY

OPPONENTS

PLAYER DEVELOPMENT

MISCELLANEOUS

Ballpark Breakdown

	ERA	W	L	S	G	IP	H	HR	ER	SO
AT&T Park	0.00	1	0	0	2	1.2	2	0	0	3
Ameriquest Field	3.86	0	0	0	10	9.1	9	2	4	12
Angel Stadium of Anaheim	1.69	2	0	0	6	5.1	4	1	1	6
Busch Stadium I	3.07	2	0	2	32	41.0	32	5	14	44
Camden Yards	1.17	1	0	0	6	7.2	5	0	1	9
Comerica Park	0.00	0	0	0	2	0.2	2	0	0	0
Coors Field	6.23	1	0	1	4	4.1	6	1	3	6
Dodger Stadium	13.50	0	1	0	2	1.1	2	1	2	1
Dolphin Stadium	0.00	0	0	0	1	2.0	0	0	0	5
Fenway Park	2.84	0	0	0	5	6.1	6	2	2	6
Great American Ball Park	6.23	1	1	0	6	4.1	3	1	3	5
Jacobs Field	0.00	0	0	0	4	3.0	2	0	0	4
Kauffman Stadium	12.00	0	0	0	5	3.0	6	0	4	4
McAfee Coliseum	3.36	2	2	2	61	56.1	42	3	21	60
Metrodome	3.00	0	0	0	5	3.0	1	1	1	2
Miller Park	1.35	0	0	0	3	6.2	3	0	0	13
Minute Maid Park	0.00	1	0	0	4	7.0	1	0	0	8
Olympic Stadium	0.00	0	0	0	1	1.0	0	0	0	0
PETCO Park	9.00	0	0	0	2	1.0	1	0	1	2
PNC Park	0.00	0	0	0	2	3.1	2	0	0	2
RFK Stadium	0.00	0	0	0	1	1.0	0	0	0	2
Rogers Centre	1.80	0	0	0	5	5.0	5	1	1	3
Safeco Field	2.25	0	1	0	9	8.0	6	0	2	6
Shea Stadium	0.00	0	0	0	1	1.0	0	0	0	0
Tropicana Field	18.00	0	0	0	2	1.0	3	0	2	2
Turner Field	3.38	0	0	0	2	2.2	2	0	1	3
U.S. Cellular Field	0.00	0	0	0	4	3.1	1	0	0	1
Wrigley Field	0.00	0	0	0	4	4.1	1	0	0	5
Yankee Stadium	13.50	0	0	1	4	2.2	4	2	4	3

Fielding Statistics

Pitcher	YEAR	PCT.	G	PO	A	E	TC	DP
	2003	1.000	26	2	3	0	5	0
	2004	1.000	41	2	9	0	11	0
	2005	1.000	58	2	5	0	7	0
	2006	.857	70	1	5	1	7	0
Totals		.967	195	7	22	1	30	0

Calero's Career Highs

Low Hit Complete Game: None
Innings Pitched: 5.0, June 16, 2003 at Milwaukee. As reliever: 4.0, June 11, 2003 at Boston
Hits: 5, May 26, 2004 vs. Pittsburgh
Runs: 5, May 4, 2005 vs. Texas
Earned Runs: 5, May 4, 2005 vs. Texas
Walks: 4, April 27, 2003 at Florida
Strikeouts: 9, June 16, 2003 at Milwaukee. As reliever: 5, April 27, 2003 at Florida
Home Runs: 2 (twice), last: May 8, 2005 at New York (AL)
Longest Winning Streak: 4, September 15, 2004 to April 16, 2005
Longest Losing Streak: 1 (five times), last: September 25, 2006 to present
Longest Scoreless Streak: 18.1, September 12, 2004 to April 30, 2005

Santiago Casilla

46

Right-Handed Pitcher

Height/Weight: 6-0 / 202

Bats/Throws: Right / Right

Birthdate: July 25, 1980


Opening Day Age: 26

Birthplace/Resides: Nizao, Dominican Republic / Juan Baron, Dominican Republic

Major League Service: 64 days

Obtained: Signed as a non-drafted free agent, January 31, 2000

Contract Status: First year of a one-year contract through 2007.



2006 Highlights

The former Jairo Garcia appeared in just two games with the A's and had his minor league season cut short by injury...was recalled from Triple-A Sacramento on May 21 and tossed a scoreless inning that day against San Francisco...then allowed three runs in 1.1 innings on May 23 at Chicago and was optioned back to Sacramento on May 28 after posting an 11.57 ERA in two relief appearances...was 2-0 with four saves, four blown saves and a 3.27 ERA in 25 games with Sacramento when he was placed on the Disabled List on June 21 with a strained right shoulder...missed the remainder of the season...allowed a .207 opponents batting average, which broke down to .152 (10 for 66) against left-handed hitters and .273 (15 for 55) against right-handers...allowed both of his home runs against righties...yielded two home runs in 33.0 innings...walked 10 and struck out 32...now has 453 strikeouts in 367.2 career minor league innings, an average of 11.09 per nine innings...opponents hit .333 (12 for 36) with runners in scoring position, including .556 (5 for 9) with the bases loaded...did not allow an earned run prior to the eighth inning (9.1 ip) but had a 4.56 ERA (12 er in 23.2 ip) from the eighth inning on...tossed at least one inning in 23 of his 25 outings...posted a 3.27 ERA (4 er in 11.0 ip) in 11 outings in April, including a save on April 14 against Las Vegas (1.0 ip, 1 h, 1 bb, 2 so)...recorded three of his four saves over a four-game stretch from May 8 to 16 (4.1 ip, 5 h, 3 r, 3 er, 2 bb, 5 so)...had a 4.34 ERA (9 er in 18.2 ip) in 17 outings when he was brought up by Oakland on May 21...was optioned back to Sacramento on May 28 and went 2-0 with a 1.88 ERA (3 er in 14.1 ip) over his final eight outings before going on the DL...picked up his first win on June 1 at Las Vegas when he struck out a season high four batters in a season high 3.0 innings...also won June 11 against Portland when he tossed 2.0 shutout innings and retired all six batters that he faced...matched his season high with four strikeouts in 2.1 innings on June 14 at Tacoma in his final outing.

Career

2005—Had two stints with the A's and appeared in just three games...compiled a 3.00 ERA and allowed a .182 opponents batting average...called up for the first time on June 17 and faced Philadelphia that night (1.0 ip, 1 h)...optioned to Triple-A Sacramento on June 21 and returned to Oakland on September 12...appeared in two games during his second stint (2.0 ip, 1 h, 1 r, 1 er, 1 bb, 1 so)...spent the minor league portion of his season at Double-A Midland and Sacramento and combined for a 3-6 record, 26 saves and a 3.60 ERA in 54 relief appearances...his 26 saves tied for the most in the A's farm system and were a career high...20 of his saves came at Sacramento which led the team and ranked fifth in the Pacific Coast League...in addition to saves, he also had minor league career highs in appearances, strikeouts (103) and losses...struck out 103 batters in 65.0 innings, an average of 14.26 per nine innings...allowed a .219 opponents batting average which included a .203 mark against right-handed hitters and .245 against left-handers...began the season at Midland where he was 0-0 with six saves and a 1.08 ERA in 10 relief appearances...allowed a .153 opponents batting average, including .125 with runners in scoring position...pitched a season high 3.0 innings on April 24 at San Antonio and then struck out a season high six in 2.2 innings in his next outing on April 30 against Wichita...was promoted to Sacramento on May 10 and went 3-6 with a 4.47 ERA in 44 appearances with the River Cats...was 1-4 with six saves and a 4.50 ERA in 15 outings when the A's called for the first time on June 17...returned to Sacramento on June 21 and allowed at least one run in four of his first six games following his return, including a season high five in 0.1 innings on July 1 against Salt Lake...put together his best ERA in August when he had a mark of 1.98 with seven saves in 14 relief appearances...went 0-1 with one save and a 10.12 ERA (2.2 ip, 2 h, 4 r, 3 er, 5 bb, 6 so) in four postseason games for the River Cats...pitched for Escogido in the Dominican Winter League following the season and was 1-0 with a save and a 1.01 ERA (3 er in 26.2 ip) in 20 relief appearances.

2004—Made the jump from Single-A to the Major Leagues...began the season at Single-A Kane County of the Midwest League and went 1-0 with a team leading 16 saves and a 0.30 ERA in 25 relief appearances...had a .154 opponents batting average, 49 strikeouts and six walks in 30.0 innings...was transferred to Double-A Midland on June 24 and went 2-0 with two saves and a 1.50 ERA in 13 relief appearances...allowed a .161 opponents batting average and struck out 32 in 18.0 innings...was moved up to Triple-A Sacramento on July 30 and had a save in three appearances before he was selected by Oakland on August 9...made his major league debut that day at Minnesota, pitching the final two innings of the A's 8-2 win (0 h, 0 r, 2 bb, 1 so)...allowed three runs in each of his next two outings on August 11 against Detroit and August 13 against Kansas City...had an 11.57 ERA in three games when he was optioned back to Sacramento on August 18...went 1-2 with a save and a 3.95 ERA in 11 regular season appearances with the River Cats...did not allow a run in two postseason appearances for Sacramento (3.0 ip, 1 h, 1 bb, 4 so)...was brought back to Oakland on September 14 and made just one appearance after his return on September 15 against Texas...had a 12.71 ERA in four appearances overall with the A's...walked nine in 5.2 innings...combined to go 4-2 with 19 saves and a 1.46 ERA in 49 minor league appearances during the regular season...the saves ranked second in the A's farm system...allowed a .168 opponents batting average and just one home run in 61.2 innings...struck out 102 for an average of 14.89 strikeouts per nine innings which was the second best strikeout per nine inning ratio among all minor league relievers...left-handers batted .193 and right-handers hit .151...opponents hit .131 with runners in scoring position...struck out 19 of the first 33 batters he faced at Kane County...did not allow an earned run over his final 19.1 innings with the Cougars.

2003—Began the season in extended Spring Training and was transferred to Kane County on May 19...went 0-1 with a 2.55 ERA in 14 games, nine starts...did not allow a home run in 42.1 innings...allowed a .250 opponents batting average which broke down to .272 against left handed hitters and .228 against right-handers...was 0-1 with a 2.57 ERA and .263 opponents batting average in his nine starting assignments and 0-0 with a 2.45 ERA and .185 opponents batting average in his five relief appearances...his first two appearances of the season came in relief before making five consecutive starts from May 30 to July 3...had his lone decision of the season on June 9 at West Michigan, a loss (6.2 ip, 6 h, 1 r, 1 er, 2 so)...was on the disabled list from July 12 to 29 with a pulled left hamstring...tossed 4.0 scoreless innings of relief in his first three appearances following his return before finishing the season with four starts.

2002—Began the season with the A's affiliate in the Arizona Rookie League for the second consecutive season and went 2-1 with a 2.44 ERA and one save in 13 games, eight starts, before he was promoted to Single-A Vancouver on August 24...went 0-3 with a 7.30 ERA in three starts with the Canadians and was a combined 2-4 with a 3.28 ERA in 16 games, 11 starts...had career highs in starts and innings pitched (71.1 ip)...allowed a .266 opponents batting average...struck out 82 for an average of 10.3 per nine innings...struck out 11 batters on August 16 at the Angels and 10 on August 21 against the Angels...ranked third in the AL in ERA and fifth in strikeouts (66)...also appeared in three games in the outfield with Arizona and was 6 for 13 (.462) with two doubles, a triple and five RBI.

2001—Spent his first season in the United States with the A's affiliate in the Arizona Rookie League and was 4-2 with a 2.85 ERA in 12 games, seven starts...ranked seventh in the league in ERA...allowed a .214 opponents batting average...struck out 50 while walking just six in 47.1 innings, a strikeout to walk ratio of 8.3 to 1...allowed just two home runs.

2000—Made his professional debut with the A's affiliate in the Dominican Summer League and was 6-2 with a 3.26 ERA in 11 games, 10 starts...the wins were a career high...allowed a .189 opponents batting average.

Personal/Miscellaneous

Santiago Casilla...pitched under the name of Jairo Garcia from 2000-05...was originally signed by Bernardino Rosario and Raymond Abreu.

FRONT OFFICE

2007 ATHLETICS

REVIEW

RECORDS

HISTORY

OPPONENTS

PLAYER DEVELOPMENT

MISCELLANEOUS

FRONT OFFICE

Lifetime Pitching Record

Year	Club	W	L	ERA	G	GS	CG	SHO	SV	IP	H	R	ER	HR	HB	BB	IBB	SO	WP	BK
2000	DSL A's	6	2	3.26	11	10	0	0	0	47.0	33	24	17	2	5	29	0	56	5	1
2001	AZL A's	4	2	2.85	12	7	0	0	0	47.1	37	19	15	2	2	6	0	50	5	0
2002	AZL A's	2	1	2.44	13	8	0	0	1	59.0	56	24	16	5	3	17	0	66	4	1
	Vancouver	0	3	7.30	3	3	0	0	0	12.1	15	11	10	1	1	7	0	16	1	1
2003	Kane County	0	1	2.55	14	9	0	0	0	42.1	40	14	12	0	3	19	0	28	5	0
2004	Kane County	1	0	0.30	25	0	0	0	16	30.0	16	2	1	0	4	6	2	49	3	0
	Midland	2	0	1.50	13	0	0	0	2	18.0	10	3	3	0	1	15	0	32	2	0
	Sacramento	1	2	3.95	11	0	0	0	1	13.2	10	6	6	1	0	9	1	21	0	0
	OAKLAND	0	0	12.71	4	0	0	0	0	5.2	5	8	8	3	1	9	0	5	0	0
2005	Midland	0	0	1.08	10	0	0	0	6	16.2	9	3	2	1	0	9	0	30	1	0
	Sacramento	3	6	4.47	44	0	0	0	20	48.1	45	30	24	6	1	20	1	73	5	0
	OAKLAND	0	0	3.00	3	0	0	0	0	3.0	2	1	1	0	0	1	0	1	1	0
2006	Sacramento	2	0	3.27	25	0	0	0	4	33.0	25	13	12	2	2	10	1	32	1	0
	OAKLAND	0	0	11.57	2	0	0	0	0	2.1	2	3	3	0	0	2	0	2	0	0
ML Totals		0	0	9.82	9	0	0	0	0	11.0	9	12	12	3	1	12	0	8	1	0

2007 ATHLETICS

REVIEW

Career Transactions

2000 — Signed by the Oakland Athletics organization as a non-drafted free agent, January 31.

RECORDS

vs. The American League

2006 ERA	W	L	SV	G	IP	H	HR	ER	SO	CAREER vs. TEAM	ERA	W	L	SV	G	IP	H	HR	ER	SO
20.25	0	0	0	1	1.1	1	0	3	0	Chicago	20.25	0	0	0	1	1.1	1	0	3	0
—	0	0	0	0	0.0	0	0	0	0	Detroit	16.20	0	0	0	1	1.2	2	1	3	2
—	0	0	0	0	0.0	0	0	0	0	Kansas City	27.00	0	0	0	1	1.0	1	1	3	2
—	0	0	0	0	0.0	0	0	0	0	Los Angeles	9.00	0	0	0	1	1.0	1	0	1	0
—	0	0	0	0	0.0	0	0	0	0	Minnesota	0.00	0	0	0	2	3.0	0	0	0	2
—	0	0	0	0	0.0	0	0	0	0	Texas	18.00	0	0	0	1	1.0	2	1	2	0

HISTORY

vs. The National League

2006 ERA	W	L	SV	G	IP	H	HR	ER	SO	CAREER vs. TEAM	ERA	W	L	SV	G	IP	H	HR	ER	SO
—	0	0	0	0	0.0	0	0	0	0	Philadelphia	0.00	0	0	0	1	1.0	1	0	0	0
0.00	0	0	0	1	1.0	1	0	0	2	San Francisco	0.00	0	0	0	1	1.0	1	0	0	2

OPPONENTS

Monthly Breakdown

2006 ERA	W	L	SV	G	IP	H	HR	ER	SO	CAREER by MONTH	ERA	W	L	SV	G	IP	H	HR	ER	SO
11.57	0	0	0	2	2.1	2	0	3	2	May	11.57	0	0	0	2	2.1	2	0	3	2
—	0	0	0	0	0.0	0	0	0	0	June	0.00	0	0	0	1	1.0	1	0	0	0
—	0	0	0	0	0.0	0	0	0	0	August	11.57	0	0	0	3	4.2	3	2	6	5
—	0	0	0	0	0.0	0	0	0	0	September	9.00	0	0	0	3	3.0	3	1	3	1

PLAYER DEVELOPMENT

Pitching Breakdown

2006 ERA	W	L	SV	G	IP	H	HR	ER	SO	CAREER by CATEGORY	ERA	W	L	SV	G	IP	H	HR	ER	SO
0.00	0	0	0	1	1.0	1	0	0	2	Home	10.57	0	0	0	7	7.2	8	3	9	7
20.25	0	0	0	1	1.1	1	0	3	0	Road	8.10	0	0	0	2	3.1	1	0	3	1
0.00	0	0	0	1	1.0	1	0	0	2	Day	5.40	0	0	0	5	6.2	4	1	4	6
20.25	0	0	0	1	1.1	1	0	3	0	Night	16.62	0	0	0	4	4.1	5	2	8	2
11.57	0	0	0	2	2.1	2	0	3	2	Grass	12.00	0	0	0	8	9.0	9	3	12	7
—	0	0	0	0	0.0	0	0	0	0	Turf	0.00	0	0	0	1	2.0	0	0	0	1
11.57	0	0	0	2	2.1	2	0	3	2	Pre-ASG	8.10	0	0	0	3	3.1	3	0	3	2
—	0	0	0	0	0.0	0	0	0	0	Post-ASG	10.57	0	0	0	6	7.2	6	3	9	6
—	0	0	0	0	0.0	0	0	0	0	Starter	—	0	0	0	0	0.0	0	0	0	0
11.57	0	0	0	2	2.1	2	0	3	2	Reliever	9.82	0	0	0	9	11.0	9	3	12	8

MISCELLANEOUS

Ballpark Breakdown

	ERA	W	L	S	G	IP	H	HR	ER	SO
McAfee Coliseum	10.57	0	0	0	7	7.2	8	3	9	7
Metrodome	0.00	0	0	0	1	2.0	0	0	0	1
U.S. Cellular Field	20.25	0	0	0	1	1.1	1	0	3	0

Fielding Statistics

Pitcher		Year	Pct.	G	PO	A	E	TC	DP
		2004	1.000	4	1	2	0	3	0
		2005	—	3	0	0	0	0	0
		2006	.500	2	0	1	1	2	0
		Totals	.800	9	1	3	1	5	0

Casilla's Career Highs

Low Hit Complete Game: None
Innings Pitched: 2.0, August 9, 2004 at Minnesota
Hits: 2 (twice), last: September 15, 2004 vs. Texas
Runs: 3 (three times), last: May 23, 2006 at Chicago (AL)
Earned Runs: 3 (three times), last: May 23, 2006 at Chicago (AL)
Walks: 3, September 15, 2004 vs. Texas
Strikeouts: 2 (three times), last: May 21, 2006 vs. San Francisco
Home Runs: 1 (three times), last: September 15, 2004 vs. Texas
Longest Winning Streak: None
Longest Losing Streak: None
Longest Scoreless Streak: 3.0, August 9 to 11, 2004

Eric Chavez

3

Third Base

Height/Weight: 6-1 / 230

Bats/Throws: Left / Right

Birthdate: December 7, 1977

Opening Day Age: 29

Birthplace/Resides: Los Angeles, California / Paradise Valley, Arizona

Major League Service: 8 years, 20 days

Obtained: Selected in the 1st round (10th selection overall) of the June, 1996 draft

Contract Status: Third year of a six-year contract extension through 2010 with a club option for 2011.



2006 Highlights

Won his sixth consecutive American League Gold Glove Award at third base, joining Brooks Robinson (16) and Buddy Bell (6) as the only AL third basemen with six or more Gold Gloves...is one of just six third basemen in Major League history with six or more along with Mike Schmidt (10), Scott Rolen (7) and Robin Ventura (6)...joins Dwayne Murphy as the only two Athletics with six Gold Gloves...put together his finest season defensively despite lingering injuries that led to some of the lowest offensive numbers of his career...led the Majors and set an Oakland record for fielding percentage by a third baseman as he committed just five errors in 134 games for a .987 fielding percentage (391 total chances)...shattered the previous mark of .980 by Carney Lansford in 1987...it was the second time he led the AL in fielding (2001)...it was the fourth best fielding percentage by a third baseman in AL history and was second best by an Athletic to Hank Majeski's .988 with Philadelphia in 1947...also led ML third basemen with an Oakland record 43 double plays...fell three short of the Athletics record of 46 set by Sammy Hale in 1927...had the most double plays by an AL third baseman since Gary Gaetti had 46 for Minnesota in 1983...batted .241 with 22 home runs and 72 RBI in 137 games but did not spend any time on the disabled list...was bothered by tendonitis in both of his forearms and also had hamstring problems for much of the season...the batting average was the lowest of his career and it was second lowest in the American League in 2006 to the Royals Angel Berroa (.234)...the home runs and RBI were his fewest since he had 13 home runs and 50 RBI in 115 games in 1999, his first full season with the As...his .435 slugging percentage was also his lowest since 1999 (.427)...however, walked 84 times, which was second most in his career...reached the 20 home run plateau for the seventh consecutive season...is the fourth player in Oakland history with at least seven 20-homer seasons (McGwire 9, Jackson 8, Canseco 7) and only he and Reggie did it in consecutive seasons...ranks among the top 10 in nearly every category on the Oakland career lists...is second in doubles (245), fourth in home runs (212) and extra base hits (475), fifth in RBI (716) and total bases (2060), sixth in runs (667) and strikeouts (790), seventh in walks (516), at bats (4212) and slugging (.489), eighth in hits (1143) and ninth in games played (1166)...ranks sixth on the all-time Athletics list in home runs, seventh in strikeouts and eighth in extra base hits...hit just eight of his 22 home runs in Oakland but now has 104 career home runs at home, which ranks fifth on the Coliseum list...206 have come as a third baseman, which is an Athletics franchise record...since 1999, his first full season in the Majors, only Troy Glaus has more home runs as a third baseman (237) and his 690 RBI are second only to Scott Rolen (733)...the As were 15-6 when he homered and have a 150-47 (.761) record in his career when he homers...batted .285 (53 for 186) with 13 home runs and 43 RBI over his first 52 games through

Most Gold Gloves by a Third Baseman

16	Brooks Robinson
10	Mike Schmidt
7	Scott Rolen
6	Eric Chavez
6	Buddy Bell
6	Robin Ventura

June 6...then hit .214 (64 for 299) with nine home runs and 29 RBI over his final 85 games...his batting average included a .197 (25 for 127) mark against left-handed pitchers, a .202 (26 for 129) average with runners in scoring position, a .213 (51 for 239) mark on the road and a .137 (7 for 51) average in interleague play...his road batting average was the lowest in the AL, his average with RISP was third lowest and his interleague average tied for third lowest in the Majors...the road average was fourth lowest in Oakland history...set an Oakland record for consecutive errorless games by a third baseman with a 65-game streak from May 1 to August 4...broke the previous mark of 59 set by Mike Gallego from May 11, 1985 to May 15, 1990...handled 215 consecutive chances without an error...appeared in 134 games at third base and now has 1122 career games as a third baseman...that is second most in A's history to Sal Bando who played 1395 games at third with Oakland and 1446 total in A's uniform...in addition to his games at third, he also went 1 for 12 (.083) in three starts at designated hitter...made his eighth consecutive Opening Day start at third base...in Oakland history, only Sal Bando (1968-76) and Terry Steinbach (1988-96), with nine each, have made more consecutive Opening Day starts...only Bando and Carney Lansford, with nine each, have more at third...had his lone two-homer game of the season on April 11 at Minnesota, the 15th of his career...had a season high four hits on April 16 against Texas, his eighth career game of four or more hits...hit his 192nd career home run as a third baseman on April 24 at Texas, breaking Sal Bando's franchise record...finished April with a .301 batting average, nine home runs and 20 RBI...did not bat higher than .253 in any of the remaining months...hit his 200th career home run on May 2 at Los Angeles, a three-run shot off John Lackey in the first inning...it was his 10th home run of the season and it came in his 25th game, which is the earliest he has ever reached 10 home runs...would go on to hit just 12 home runs over his final 112 games...batted .179 (14 for 78) in June, which was the lowest one-month average of his career...his previous low was .188 in May of 2000...had the lowest batting average in the AL in June...was batting .366 (15 for 41) with runners in scoring position on June 3 but went 11 for 88 (.125) with RISP the rest of the way...including a 0 for 25 streak from June 3 to July 7...had 11 total chances on June 17 against Los Angeles (NL), tying an Oakland record for total chances by a third baseman (Bill Almon, June 10, 1983 vs. Chicago)...had nine assists in the game, which also tied an Oakland record for the third time...hit .173 (23 for 133) with five doubles, one home run and four RBI over a 37-game span from June 18 to August 11...that included a 17-game streak without an RBI from June 18 to July 18, matching the longest such streak of his career (April 12-30, 1999)...homered just twice over a 56-game stretch from June 17 to August 30...batted eighth on July 24 against Boston, the first time he started in the eighth spot in the order since September 26, 2001 against Anaheim...it was the first time he hit lower than fifth since August 1, 2003 against New York when he hit sixth...hit eighth again on August 21 at Toronto and also made five starts hitting seventh and nine starts hitting sixth...hit safely in a season best nine straight games from July 22 to 31 (11 for 34, .324)...homered August 13 against Tampa Bay to snap a season long 20-game, 74-at bat homerless streak...started all seven of the A's postseason games at third base and hit .217 (5 for 23) with two home runs and three RBI...has started all 27 games at third base for the A's in their six postseason series since 2000 and has a .222 (24 for 108) career average in the postseason.

Career

2005—Won his fifth consecutive American League Gold Glove Award at third base...led the A's in nearly every offensive category including games (160), at bats (625), runs (92), hits (168), doubles (40), home runs (27), RBI (101), walks (58), strikeouts (129), total bases (291), extra base hits (68) and sacrifice flies (9)...the games, at bats, hits, strikeouts and sacrifice flies were career highs...however, batted just .269 with a .329 on-base percentage and a .466 slugging percentage...the on-base percentage was a career low...led or tied for the team lead in home runs for the fourth consecutive season to become the first Athletic to lead his team in home runs four straight years since Norm Siebern led the Kansas City A's from 1960-63...it was his sixth consecutive season with 25 or more home runs and he is one of two players in Athletics history to with at least six straight seasons of 25 or more home runs...Jimmie Foxx had seven from 1929-35...is one of five players in Athletics history with six 25-homer seasons (Mark McGwire 8, Foxx and Reggie Jackson 7, Bob Johnson 6)...had at least 100 RBI for the fourth time in his career to become the fifth player in Oakland history to reach the 100 RBI plateau at least four times (Canseco 5; Giambi, McGwire and Tejada, 4)...tied for the A's team lead with four intentional walks which were the fewest ever by an Oakland team leader...his 40 doubles tied for eighth in the AL...also tied for fourth in the AL in sacrifice flies, ranked sixth in strikeouts and was tied for eighth in games played...had 71 two-strike hits which were sixth most in the AL and 28 go-ahead RBI which tied for sixth most...the A's were 21-3 in games in which he homered...batted .309 with 24 of his 27 home runs and 82 of his 101 RBI in A's victories and .214 in A's losses...ranked sixth among AL third basemen with a .966 fielding percentage...ranked second among AL third basemen in total chances (438) and tied for second in double plays (28)...was just 3 for 14 (.214) with the bases loaded but did hit his fifth career grand slam on June 2 against Toronto...it was his second career slam against the Blue Jays and his five slams are tied for eighth most in Oakland history...made a team leading 104 starts batting clean-up and hit .293 with 22 of his 27 home runs hitting fourth...hit .223 in 55 starts in the three spot...batted .321 when leading off an inning...batted .190 with two home runs and 11 RBI over his first 37 games...321 with 19 HR and 64 RBI over his next 87 games from May 16 to August 24, and .221 with 6 HR and 26 RBI over his final 36 games...hit .194 in April, the third time he has hit under .200 over a full month...hit .379 in June, which was his best one month average ever...went into the All-Star Break with a .272 batting average, matching his best mark ever at the break (2000)...then hit .265 after the break, the first time in his career he had a higher batting average before the break than after the break...made his seventh consecutive Opening Day start at third base...went 13 consecutive games without an extra base hit from May 1 to 15, matching the longest such streak of his career...homered in back-to-back games on May 17 and 18 to snap a 25-game, 103-at bat homerless streak...was named AL Player of the Week for the second time in his career for the week of May 30 to June 5 when he hit .357 with three home runs, nine RBI and seven runs scored...was a perfect 5 for 5 with a double, two home runs and four RBI on June 12 at Atlanta...it was his first career five-hit game and he tied the Oakland record for hits in a game...ended up batting .333 (23 for 69) with four home runs and 10 RBI in 18 interleague games...started all three games of the New York Mets series from June 14-16 at designated hitter, his first starts at DH since September 21, 2002...had a four-hit game at Seattle on June 23 to start a season high-tying seven-game hitting streak (16 for 31, .516)...tied for the AL lead in extra base hits in June (18), tied for second in runs (26), was third in hits

Most Home Runs by an A's Third Baseman Since 1901

SEASON	
32	Eric Chavez, 2001
31	Sal Bando, 1969
29	Eric Chavez, 2004
29	Eric Chavez, 2003
29	Eric Chavez, 2002
CAREER	
206	Eric Chavez
191	Sal Bando
86	Carney Lansford
79	Wayne Gross
65	Ed Charles

*includes only home runs hit at third baseman

(39) and fifth in batting (.379)...doubled on July 1 against Chicago for the 200th double of his career...had his second two-homer game of the season on July 25 against Cleveland...appeared in each of the A's first 123 games before missing the game on August 23 at Detroit...was not with the club that day following the birth of his first child Diego (7 lbs., 2 oz.) on August 22...it was the longest consecutive games played streak of his career...singled off Scot Shields in the eighth inning on August 31 at Los Angeles for the 1000th hit of his career...it came in his 1000th career game...had back-to-back four RBI games on September 7 against Seattle and September 9 at Texas...had two home runs and five RBI on September 18 at Boston...it was his seventh career game of five or more RBI and his 14th career multi-homer game.

2004—Won his fourth consecutive American League Gold Glove Award at third base...appeared in just 125 games as he was on the disabled list from June 2 to July 9 with a broken bone in his right hand...despite the limited playing time he led the AL with a career high and team leading 95 walks...also led the A's with 29 home runs...tied for fifth in the AL with a career high .397 on-base percentage...was also tied for fifth in the AL in grounded into double plays (21) and ranked eighth in pitches per plate appearance (4.05)...had just 77 RBI, ending his string of three straight 100 RBI seasons...the A's were 20-7 in games in which he homered...12 of his home runs came with two strikes which was sixth most in the AL...tied for eighth in the AL with a team leading 10 intentional walks...batted .306 against left handed pitching and .257 against right-handers after entering the season with a .221 career average against southpaws and .297 against righties...hit .403 against left handed pitchers from July 9 to September 3, his first 49 games after returning from the DL...batted exclusively in the three spot in the batting order...appeared in 125 games at third base, all starts, and ranked second among AL third basemen with a .968 fielding percentage...was second in total chances (402) and double plays (31) and tied for second in assists (276)...committed six errors over his first 40 games and then had a 47-game errorless streak from May 21 to August 22...then committed seven errors over his final 38 games...in addition to his games at third base, he also made his second career appearance in the outfield on April 19 at Seattle when he played left field...had his best batting average in July when he hit .338...agreed to terms on a six-year contract extension through 2010 with a club option for 2011 on March 18...was on his sixth straight Opening Day roster and made his sixth straight Opening Day start at third base...went 35 consecutive games without a double from April 14 to May 22 and finished the year with just 20 doubles, his fewest over a full season...had his 10th career two-homer game on May 4 against New York...drove in the 500th run of his career on May 29 at Cleveland...batted .246 with 13 home runs, 35 RBI and a .372 on-base percentage in 49 games when he was hit by a Damaso Marte pitch in the 11th inning on June 1 against Chicago...the pitch broke a bone in his right hand and he missed 33 games...ranked second in the AL in home runs at the time of the injury...made a three-game rehab appearance with Triple-A Sacramento from July 5-7 (4 for 13, .308) and was reinstated from the DL on July 9...hit .295 with 16 home runs, 42 RBI and a .413 on-base percentage over his final 76 games...reached base safely via hit or walk in 28 consecutive games from May 20 to July 29 and hit .340 with a .478 on-base percentage over that span...had his 11th career two-homer game on August 20 at Tampa Bay...scored the 500th run of his career on September 25 at Anaheim...struck out at least once in 12 consecutive games from September 15 to 27 (18 total).

2003—Won his third consecutive American League Gold Glove Award at third base...led AL third basemen with 101 RBI and tied for the lead with 29 home runs...drove in 100 runs for the third consecutive season and is one of nine players in Athletics history with at least three straight 100 RBI seasons (Baker, Canseco, Foxx, Giambi, Johnson, Simmons, Tejada, Zernial)...the A's were 18-9 in games in which he homered...posted career highs in runs (94), triples (5) and total bases (302) and matched his best in stolen bases (8)...led the A's with a .282 batting average, the lowest average by an Oakland team leader since Jeff Burroughs hit .277 in 1982...also topped the club in home runs, multiple hit games (46), total bases and extra base hits (73)...tied for 10th in the AL in doubles (39) and was tied for eighth in intentional walks (10)...tied for ninth in the AL with 26 go-ahead RBI and 12 of those came in the first inning...batted .220 against southpaws compared to .312 against right-handers...saw most of his action batting third where he made 65 starts but he also batted fourth 40 times, sixth 25 times and fifth 23 times...set an Oakland record for assists by a third baseman with a major league-leading 343...also led major league third basemen and posted career highs in total chances (482) and putouts (125)...tied for the lead in double plays (33)...committed 14 errors and finished third in the AL with a .971 fielding percentage...appeared in a career high 154 games at third base, the most by an Athletic since Sal Bando in 1976 (155)...was batting .257 with 17 HR and 50 RBI in 87 games at the All-Star Break but then hit .313 with 12 HR and 51 RBI in 69 games after the break...made his fifth consecutive Opening Day start at third base...homered in three straight games at Seattle, April 15-17, the first time he has homered in three straight games in his career...did it again on June 24-26 at Texas...had a season high four hits on August 2 against New York, falling a home run short of the cycle...also had four hits on September 4 at Baltimore...had his first two homer game of the season on August 6 at Detroit and added five RBI...added a second two-homer game on September 11 against Anaheim...had a 28-game errorless streak from August 15 to September 13...committed just one error over his final 41 games...batted .322 in August and .313 in September...then went 1 for 22 with no RBI in the ALDS against Boston...started the series 0 for 17...committed two errors in Game 3, both in the second inning which tied a postseason record for errors in an inning by a third baseman...became the first third baseman to commit two errors in an ALDS game.

2002—Named to *The Sporting News* American League All-Star team as the third baseman and also received the AL Silver Slugger Award for third basemen...also won the AL Gold Glove Award at third base for the second consecutive season...reached the 30 home run and 100 RBI plateau for the second consecutive season as he hit a career high 34 home runs and added 109 RBI...matched his career best in stolen bases (8)...led the A's in stolen bases, extra base hits (68) and strikeouts (119) and tied for the lead in home runs...tied for seventh in the AL in home runs and was ninth in RBI...also ranked sixth in the AL with a career high 13 intentional walks...had 29 home runs and 100 RBI as the A's third baseman, ranking fourth among Major League third basemen in home runs and third in RBI...the A's were 23-7 in games in which he homered...16 of his 34 home runs came with men on base, including 11 two-run, four three-run and one grand slam on May 11 against Toronto...is the eighth player in Athletics history to hit 30 home runs in back-to-back seasons (Canseco, Foxx, Giambi, Kingman, McGwire, Simmons, Tejada)...batted .209 against left handed pitchers and .301 against right-handers...his average against lefties was sixth lowest in the AL...batted .311 with runners in scoring position but just .208 with RISP and two outs...had a .961 fielding percentage which was fifth best in the AL as he led the circuit in total chances (438), putouts (120) and assists (301)...hit his first career Opening Day home run on April 1 against Texas...had his first of four two homer games on April 9 at Texas...also homered twice on June 4 against Seattle, August 1 against Detroit and August 19 at Cleveland...did not reach base on April 11, snapping a string of 37 consecutive games reaching base dating back to August 28, 2001...homered on April 14 at Anaheim but the A's lost, snapping a streak of 23 consecutive A's wins in games in which he homered...that equaled the fourth longest such streak in Major League history...made his professional debut in the outfield on May 7 against Boston when he played left field...snapped a career long 0 for 26 streak on July 18 against Anaheim...hit .300 with 10 home runs and 30 RBI in 28 games in August, the best one month home run and RBI total of his career...earned AL Player of the Week honors for the week ending August 25 when he hit .367 with four home runs, 13 RBI and 10 runs scored...including a two home run, five RBI performance on

August 19 at Cleveland...hit his 100th career home run on August 20 at Cleveland off Jake Westbrook...hit .381 in the Division Series against Minnesota and had a team leading five RBI...including his first career postseason home run, a three-run shot off Joe Mays in the first inning of Game 2...hit safely in all five games...played in the 2002 All-Star Series in Japan following the season and hit .294 with a home run and three RBI in seven games.

2001—Hit 32 home runs and drove in 114 runs to break Sal Bando's franchise record for home runs and RBI by a third baseman (31, 113 in 1969)...his RBI total was second among Major League third basemen and he finished second among AL third basemen in home runs...his .289 batting average while playing third base was the best among AL third basemen with 75 or more games...also won the Gold Glove Award for AL third baseman to become the seventh Athletic to win the award, the first third baseman...led AL third basemen with a .972 fielding percentage, 433 total chances and 321 assists...joins Carney Lansford (1987, 1988 and 1990) as the only Oakland third basemen to lead the league in fielding...had career highs in batting (.288), doubles (43), RBI and stolen bases (8)...ranked fourth in the AL in doubles, tied for ninth in extra base hits (75) and 10th in RBI...put up his best numbers during the second half of the season as he hit .340 with a team leading 21 home runs and a team leading 68 RBI in 69 games after the All-Star Break...the As were 25-4 in games in which he homered...had his first career two homer game on April 26 at Chicago and added six RBI...hit his first career game ending home run on June 20 against Seattle, belting a two-out, three-run home run off Sasaki in a 6-4 As win...had two home runs and six RBI on July 20 at Kansas City and also scored a career high four runs in the game...made his first career appearance at first base on August 21 against Cleveland...had a 14-game hitting streak from August 4 to 19 and a 13-game hitting streak from September 10 to 30...reached base safely via hit or walk in each of his final 31 regular season games...had his third career two homer game on August 30 at Baltimore and drove in eight runs, a new career high...hit his third career grand slam in the eighth...hit .370 in September with eight home runs and 26 RBI and was named American League Player of the Month...went 3 for 21 (.143) with a double in five starts at third base in the ALDS against New York.

2000—Was having a roller coaster season the first four months of the year before picking up the pace following the injury to Olmedo Saenz on July 31...hit .310 in April, .188 in May, .355 in June and .226 in July...was hitting .270 with 14 home runs and 47 RBI in 98 games through July 31...hit .320 in August and batted .289 from August 1 until the end of the season with 12 home runs and 39 RBI in 55 games...then batted .333 with a team leading three doubles and four RBI in the American League Division Series against New York, including a three-hit performance in Game 1...finished the regular season with a .197 average against left handed pitching which ranked lowest in the American League and second lowest in the majors...his 26 home runs ranked third among AL third basemen...homered off the Indians Chord Finley on April 10, his first career home run off a left-handed pitcher...had five RBI on April 14 at Boston when he hit his second career grand slam (Brian Rose)...had a career high 15-game hitting streak from May 27 to June 18...hit for the cycle on June 21 against Baltimore for his first career four-hit game...it was the first cycle in Coliseum history by any player...at the age of 22 years, 197 days, he became the eighth youngest player in Major League history to hit for the cycle...agreed to a four-year contract extension two days later on June 23...had an inside the park home run on August 8 at Yankee Stadium...finished the season with 18 errors in 146 games at third base and his .951 fielding percentage ranked seventh among AL third basemen.

1999—Got off to a slow start offensively but began to get back on track after the All-Star Break before a foot injury interrupted his season in mid-August...finished the year with a .247 batting average but tied for third among American League rookies with 46 walks...also ranked seventh in home runs (13), eighth in RBI (50) and extra base hits (36) and 10th in total bases (152)...his .961 fielding percentage ranked second among AL third basemen with 100 or more games...had errorless streaks of 39 and 21 games...was the As Opening Day starter at third base and at the age of 21 years, 119 days, he was the As youngest Opening Day starter since Rickey Henderson in 1980 (21 years, 106 days)...made his professional debut at shortstop on April 29 against Cleveland...hit his first Major League home run on May 15 against Minnesota off LaTroy Hawkins in his 136th career at bat...hit .184 against left-handers and .257 with all 13 of his home runs against right-handers...hit his first career grand slam on July 21 at Seattle off Ken Cloude...was 33 for 102 (.324) with six home runs and 18 RBI in his first 31 games after the break before landing on the disabled list on August 21 with torn plantar fascia in his right foot...was sent to Vancouver on a rehab assignment during the Pacific Coast League Championship Series against Oklahoma and hit .462 with a home run and two RBI in four games...returned to Oakland on September 19 and hit .150 over his final 13 games...was 6 for 13 (.462) with six RBI as a pinch-hitter...tied for fourth among AL pinch-hitters in RBI...his .462 pinch batting average was second among AL pinch-hitters with at least 10 at bats.

1998—Was named Minor League Player of the Year by *Baseball America* and also received the J.G. Taylor Spink Award as the Topps/NAPBL Minor League Player of the Year...made his Major League debut with Oakland in just his second season of professional baseball...batted a combined .327 with 33 HR and 126 RBI in 135 games at his two minor league stops in Double-A Huntsville and Triple-A Edmonton...the RBI total ranked third in all of minor league baseball as did his 79 extra base hits...also ranked tied for second in total bases (319), tied for fifth in doubles (45) and ninth in home runs and slugging (.603)...was brought up to Oakland at the conclusion of Edmonton's season on September 8 and struck out as a pinch-hitter for Mike Blowers in his ML debut that night against Baltimore...started the next day at third base against the Orioles and collected his first ML hit with a second inning single off Juan Guzman...went 4 for 25 (.160) with an RBI over his first nine games but finished the year 10 for 20 (.500) with five RBI over his last seven games to up his final Oakland batting average to .311...started the year at Huntsville and was batting .328 with 22 HR and 86 RBI in 88 games when he was promoted to Edmonton on July 18...was named as the third baseman on the Southern League Post-Season All-Star Team...finished third in the SL in batting, second in slugging (.612) and tied for fourth in home runs (22)...was also named to the Topps/NAPBL Double-A All-Star team and the Howe Sportsdata All-Star team...played for Peoria in the Arizona Fall League and hit .311 with a home run and eight RBI in 11 games.

1997—Was named to the California League Post-Season All-Star Team at third base in his first professional season...drove in 100 runs for Single-A Visalia which led the team and tied for fourth in the Cal League...it was fifth most in the As farm system...also led the Oaks with 18 home runs and 141 hits and tied for the team lead with 30 doubles...was 0 for 6 in two playoff games for Visalia...was rated as the best defensive third baseman in the Cal League by *Baseball America*.

Best Fielding Percentage by a Third Baseman in American League History

1.	Steve Buechele, TEX (1991)	.991
2.	Don Money, MIL (1974)	.989
3.	Hank Majewski, PHI (1947)	.988
4.	Eric Chavez, OAK (2006)	.9872
5.	Aurelio Rodriguez, DET (1978)	.9871

Personal/Miscellaneous

Eric Cesar Chavez was signed by Ron Vaughn on August 27, 1996...graduated from Mount Carmel High School in 1996...was a two-time *Baseball America* High School All-America selection...was the only junior on the 1995 squad after batting .537 with 9 HR, 35 RBI and 51 steals and then hit .458 his senior season with 11 HR, 24 RBI and 33 stolen bases...co-hosts the annual Chavez-Kotsay Bowling Bash to benefit the Boys and Girls Club of Oakland...also donates tickets to local policemen and firemen every season...is a member of the Oakland Action Team, a national youth volunteer initiative administered by the Major League Baseball Players Trust and Volunteers of America that is actively recruiting the next generation of volunteers...was the recipient of the 2004 Dave Stewart Community Service Award which is given annually to an A's player for outstanding work in the community...he and his wife, Alex, have a son, Diego (8/22/05).

Lifetime Playing Record

Year	Club	AVG.	G	AB	R	H	2B	3B	HR	RBI	SH	SF	HP	BB	SO	SB	CS	SLG	OBP	E
1997	Visalia	.271	134	520	67	141	30	3	18	100	3	2	2	37	91	13	7	.444	.321	32
1998	Huntsville	.328	88	335	66	110	27	1	22	86	3	3	1	42	61	12	4	.612	.402	14
	Edmonton	.325	47	194	38	63	18	0	11	40	0	2	1	12	32	2	3	.588	.364	7
	OAKLAND	.311	16	45	6	14	4	1	0	6	0	0	0	3	5	1	1	.444	.354	0
1999	OAKLAND	.247	115	356	47	88	21	2	13	50	0	0	0	46	56	1	1	.427	.333	9
2000	OAKLAND	.277	153	501	89	139	23	4	26	86	0	5	1	62	94	2	2	.495	.355	18
2001	OAKLAND	.288	151	552	91	159	43	0	32	114	0	7	4	41	99	8	2	.540	.338	12
2002	OAKLAND	.275	153	585	87	161	31	3	34	109	0	2	1	65	119	8	3	.513	.348	17
2003	OAKLAND	.282	156	588	94	166	39	5	29	101	0	3	1	62	89	8	3	.514	.350	14
2004	OAKLAND	.276	125	475	87	131	20	0	29	77	0	4	3	95	99	6	3	.501	.397	13
	Sacramento	.308	3	13	2	4	1	0	0	0	0	0	0	1	2	0	0	.385	.357	0
2005	OAKLAND	.269	160	625	92	168	40	1	27	101	0	9	2	58	129	6	0	.466	.329	15
2006	OAKLAND	.241	137	485	74	117	24	2	22	72	0	6	1	84	100	3	0	.435	.351	5
ML Totals		.271	1166	4212	667	1143	245	18	212	716	0	36	13	516	790	43	15	.489	.350	103

Career Transactions

1996 — Selected by the Oakland Athletics organization in the 1st round (10th selection overall) of the free agent draft, June 2. **1999** — On disabled list, August 21 to September 19; included rehabilitation assignment to Vancouver, September 14 to 19. **2004** — On disabled list, June 2 to July 9; included rehabilitation assignment to Sacramento, July 5 to 9.

Division Series Record

Year	Club/Opp.	AVG.	G	AB	R	H	2B	3B	HR	RBI	SH	SF	HP	BB	SO	SB	CS	SLG	OBP	E
2000	OAK vs. NY	.333	5	21	4	7	3	0	0	4	0	0	0	0	5	0	0	.476	.333	0
2001	OAK vs. NY	.143	5	21	0	3	1	0	0	0	0	0	0	5	0	0	.190	.143	1	
2002	OAK vs. MIN	.381	5	21	3	8	0	0	1	5	0	0	0	2	1	0	.524	.435	0	
2003	OAK vs. BOS	.045	5	22	1	1	1	0	0	0	0	0	0	1	3	1	.091	.087	2	
2006	OAK vs. MIN	.200	3	10	2	2	1	0	1	1	0	0	0	2	4	0	.600	.333	0	
Totals		.221	23	95	10	21	6	0	2	10	0	0	0	5	18	1	0	.347	.260	3

League Championship Series Record

Year	Club/Opp.	AVG.	G	AB	R	H	2B	3B	HR	RBI	SH	SF	HP	BB	SO	SB	CS	SLG	OBP	E
2006	OAK vs. DET	.231	4	13	1	3	1	0	1	2	0	0	0	2	4	0	0	.538	.333	1

vs. The American League

2006	AVG.	AB	H	HR	RBI	CAREER vs. TEAM	AVG.	AB	H	HR	RBI
.250	12	3	2	3	Baltimore	.310	252	78	20	41	
.273	22	6	0	1	Boston	.289	235	68	10	45	
.190	21	4	1	5	Chicago	.264	220	58	11	41	
.273	22	6	2	6	Cleveland	.263	251	66	14	45	
.160	25	4	0	1	Detroit	.276	203	56	12	36	
.185	27	5	1	7	Kansas City	.265	253	67	12	55	
.232	56	13	4	8	Los Angeles	.258	461	119	19	73	
.294	34	10	3	9	Minnesota	.262	267	70	11	39	
.130	23	3	1	1	New York	.255	243	62	14	31	
—	0	0	0	0	Oakland	—	0	0	0	0	
.269	67	18	2	8	Seattle	.290	476	138	28	82	
.286	35	10	2	6	Tampa Bay	.288	250	72	12	53	
.281	64	18	3	8	Texas	.253	499	126	25	84	
.385	26	10	0	4	Toronto	.299	221	66	7	32	

vs. The National League

2006 AVG.	AB	H	HR	RBI	CAREER vs. TEAM	AVG.	AB	H	HR	RBI
—	0	0	0	0	Arizona	.200	20	4	1	4
—	0	0	0	0	Atlanta	.458	24	11	4	8
—	0	0	0	0	Chicago	—	0	0	0	0
—	0	0	0	0	Cincinnati	.200	10	2	1	2
.125	8	1	0	0	Colorado	.200	20	4	1	2
—	0	0	0	0	Florida	.500	8	4	0	1
—	0	0	0	0	Houston	.273	11	3	0	0
.250	12	3	1	3	Los Angeles	.256	39	10	3	9
—	0	0	0	0	Milwaukee	.333	12	4	1	2
—	0	0	0	0	New York	.167	12	2	0	1
—	0	0	0	0	Philadelphia	.273	22	6	2	6
—	0	0	0	0	Pittsburgh	.250	12	3	0	1
—	0	0	0	0	St. Louis	—	0	0	0	0
.077	13	1	0	0	San Diego	.171	41	7	0	2
.111	18	2	0	2	San Francisco	.252	131	33	4	19
—	0	0	0	0	Washington	.211	19	4	0	2

Monthly Breakdown

2006 AVG.	AB	H	HR	RBI	CAREER by MONTH	AVG.	AB	H	HR	RBI
.301	83	25	9	20	April	.254	685	174	37	103
.253	87	22	3	19	May	.253	731	185	30	114
.179	78	14	2	7	June	.271	612	166	35	118
.225	71	16	1	4	July	.277	625	173	29	95
.236	89	21	1	7	August	.300	786	236	44	141
.243	74	18	6	14	September	.267	723	193	35	134
.333	3	1	0	1	October	.320	50	16	2	11

Batting Breakdown

2006 AVG.	AB	H	HR	RBI	CAREER by CATEGORY	AVG.	AB	H	HR	RBI
.268	246	66	8	35	Home	.281	2038	572	104	353
.213	239	51	14	37	Road	.263	2174	571	108	363
.246	187	46	8	34	Day	.275	1481	407	76	258
.238	298	71	14	38	Night	.269	2731	736	136	458
.233	438	102	18	61	Grass	.270	3810	1030	200	658
.319	47	15	4	11	Turf	.281	402	113	12	58
.240	271	65	14	46	Pre-ASG	.257	2218	570	107	353
.243	214	52	8	26	Post-ASG	.287	1994	573	105	363
.197	127	25	5	16	vs. LHP	.238	1237	295	45	195
.257	358	92	17	56	vs. RHP	.285	2975	848	167	521
.202	129	26	2	41	RISP	.273	1097	299	40	470
.100	10	1	0	9	Bases Loaded	.308	130	40	5	119
—	0	0	0	0	Pinch Hitter	.278	36	10	0	7
.083	12	1	0	1	Designated Hitter	.233	73	17	6	12

Ballpark Breakdown

	AVG.	AB	H	HR	RBI		AVG.	AB	H	HR	RBI
3Com Park	.143	7	1	0	0	McAfee Coliseum	.281	2038	572	104	353
Ameriquest Field	.242	265	64	15	44	Metrodome	.262	145	38	5	21
Angel Stadium of Anaheim	.248	226	56	7	33	PETCO Park	.077	13	1	0	0
AT&T Park	.224	58	13	2	4	PNC Park	.250	12	3	0	1
Camden Yards	.293	133	39	12	25	Qualcomm Stadium	.176	17	3	0	2
Chase Field	.154	13	2	0	3	RFK Stadium	.222	9	2	0	0
Cinergy Field	.200	10	2	1	2	Rogers Centre	.306	108	33	1	8
Comerica Park	.295	88	26	5	18	Safeco Field	.291	234	68	15	41
Coors Field	.176	17	3	0	1	Tiger Stadium	.188	16	3	1	3
Dodger Stadium	.375	8	3	1	3	Tropicana Field	.270	126	34	5	22
Dolphin Stadium	.500	8	4	0	1	Turner Field	.583	12	7	3	6
Fenway Park	.276	123	34	5	24	U.S. Cellular Field	.229	109	25	7	21
Jacobs Field	.254	138	35	6	25	Veterans Stadium	.273	11	3	1	5
Kauffman Stadium	.291	141	41	8	36	Yankee Stadium	.200	115	23	8	12
Kingdome	.417	12	5	0	2						

Fielding Statistics

First Base

YEAR	PCT.	G	PO	A	E	TC	DP
2001	—	1	0	0	0	0	0
Totals	—	1	0	0	0	0	0

Third Base

YEAR	PCT.	G	PO	A	E	TC	DP
1998	1.000	13	11	21	0	32	2
1999	.961	105	69	155	9	233	13
2000	.951	146	91	256	18	365	17
2001	.972	149	100	321	12	433	27
2002	.961	143	120	301	17	438	24
2003	.971	154	125	343	14	482	33
2004	.968	125	113	276	13	402	31
2005	.966	153	121	302	15	438	28
2006	.987	134	105	281	5	391	43
Totals	.968	1122	855	2256	103	3214	218

Shortstop

YEAR	PCT.	G	PO	A	E	TC	DP
1999	—	2	0	0	0	0	0
2000	1.000	2	1	0	0	1	0
2001	—	1	0	0	0	0	0
Totals	1.000	5	1	0	0	1	0

Outfield

YEAR	PCT.	G	PO	A	E	TC	DP
2002	—	1	0	0	0	0	0
2004	1.000	1	2	0	0	2	0
Totals	1.000	2	2	0	0	2	0

Chavez's Career Highs

Hits: 5, June 12, 2005 at Atlanta; 4 (seven times), last: April 16, 2006 vs. Texas

Runs: 4, July 20, 2001 at Kansas City

Doubles: 2 (16 times), last: August 21, 2006 at Toronto

Triples: 1 (18 times), last: September 12, 2006 at Minnesota

Home Runs: 2 (15 times), April 11, 2006 at Minnesota;

September 18, 2005 at Boston; July 25, 2005 vs. Cleveland; June 12, 2005 at Atlanta; August 20, 2004 at Tampa Bay; May 4, 2004 vs. New York (AL); September 11, 2003 vs. Anaheim; August 6, 2003 at Detroit; August 19, 2002 at Cleveland; August 1, 2002 vs. Detroit; June 4, 2002 vs. Seattle; April 9, 2002 at Texas; August 30, 2001 at Baltimore; July 20, 2001 at Kansas City; April 26, 2001 at Chicago (AL)

Runs Batted In: 8, August 30, 2001 at Baltimore; 6, July 20, 2001 at Kansas City; 6, April 26, 2001 at Chicago (AL); 5 (four times), last: September 18, 2005 at Boston

Walks: 4 (twice), last: June 17, 2006 vs. Los Angeles (NL)

Strikeouts: 3 (22 times), last: July 4, 2006 vs. Detroit

Stolen Bases: 1 (43 times), last: September 5, 2006 vs. Texas

Hitting Streak: 15, May 27 to June 18, 2000

Hitless Streak (At Bats): 26, July 11 to 18, 2002

Chavez's Career Home Run Chart

Multi-Homer Games: 15, last: April 11, 2006 at Minnesota.

Three-Homer Games: None. **Two-Homer Games:** 15, last: April

11, 2006 at Minnesota. **Grand Slams:** 5, June 2, 2005 vs. Toronto

(Josh Towers); May 11, 2002 vs. Toronto (Justin Miller); August

30, 2001 at Baltimore (Alan Mills); April 14, 2000 at Boston (Brian

Rose); July 21, 1999 at Seattle (Ken Cloude). **Pinch-Hit Home**

Runs: None. **Inside-The-Park Home Runs:** 1, August 8, 2000

at New York (AL) (Roger Clemens). **Game Ending Home Runs:**

1, June 20, 2001 vs. Seattle (Kazuhiro Sasaki). **Lead Off Home**

Runs: None.

Bobby Crosby

55

Shortstop

Height/Weight: 6-3 / 217

Bats/Throws: Right / Right

Birthdate: January 12, 1980

Opening Day Age: 27

Birthplace/Resides: Lakewood, California / Villa Park, California

Major League Service: 3 years, 29 days

Obtained: Selected in the 1st round (25th selection overall) of the June, 2001 draft

Contract Status: Third year of a five-year contract through 2009.



2006 Highlights

Had his season interrupted by two stints on the disabled list for the second consecutive season...missed 52 games in his two stays on the DL with a lower back strain and 11 other games due to an assortment of injuries...missed a total of 63 games due to injuries in 2006 and has now missed 132 games over the last two years...was never able to get on track offensively as he batted .229 with nine home runs and 40 RBI in 96 games...the average was his lowest in his three full seasons in the majors and the home runs matched his low from 2005...did steal a career high eight bases after tallying no steals in 84 games in 2005...hit just .185 (15 for 81) against left-handed pitching after batting .314 against south paws in 2005...batted .242 (67 for 277) with all nine of his home runs and 35 of his 40 RBI against right-handed pitching...hit .239 (22 for 92) with runners in scoring position but was 4 for 10 (.400) with 10 RBI with the bases loaded...now has a .219 (72 for 329) career average with RISP and is just 9 for 45 (.200) with no grand slams with the bases loaded...hit .238 (71 for 298) with eight home runs and 35 RBI in 78 games before the All-Star Break and .183 (11 for 60) with one home run and five RBI in 18 games after the break...now has a .266 (195 for 733) career average before the break and .212 (109 for 515) after the break...batted just .186 (37 for 199) against a pitcher the first time he saw him in a game and .283 (45 for 159) after that...now has a .204 (145 for 711) career average against a pitcher the first time he sees him in a game and .296 (159 for 537) after that...hit in every spot in the order except first and ninth and saw his most action hitting third, fifth and sixth where he made 23 starts each...put together his best numbers in the five spot where he hit .273 (24 for 88) with four home runs and 15

RBI...of his 96 appearances in 2006, he made a team leading 95 starts at shortstop along with one pinch running appearance...committed 12 errors in his 95 games at short for a career low .972 fielding percentage (425 total chances)...has now played 339 career games at short which is seventh most in Oakland history...his injury woes began on Opening Day for the second consecutive season as he suffered a laceration on his left index finger on April 3 against New York on a Robinson Cano caught stealing in the third inning...missed four games from April 4-7...missed three starts, but just two games, from April 22-24 with a strained right triceps and three games from June 9-11 with a bruised right hand...the back problems first surfaced when he missed two games from July 22-23 with soreness in his back...appeared in six games from July 24-30 and went 4 for 20 (.200) before he was placed on the Disabled List on August 4 retroactive to July 31 with a lower back strain...was reinstated from the DL on August 18 and went 3 for 13 (.231) in four games before going on the DL with the same injury on August 25, retroactive to August 22...it was his fourth career stint on the DL and he missed the remainder of the season...got off to a slow start as he batted .215 (14 for 65) in 18 games in April...then batted .276 (32 for 116) with six home runs and 18 RBI in 29 games in May...the home runs and RBI were his best ever in one month...had a 0 for 19 streak from May 22 to 26 but followed that up with a season high tying six-game hitting streak from May 27 to June 1 (12 for 23, .522)...had a career high tying four hits on May 30 against Kansas City when he went 4 for 5 with two doubles, a home run and three RBI...it was his fourth career four-hit game...homered again the next day against the Royals for the 6000th home run in Oakland history...batted .367 (11 for 30) with two home runs and six RBI against Kansas City for the season, all his best figures against any team in 2006...now has a .319 (29 for 91) career batting average against the Royals with five home runs and 18 RBI in 23 games...the batting average is his best against any American League team, the home runs equal his most against any team (Seattle) and the RBI are second only to his 19 against Texas...walked with the bases loaded in the bottom of the 17th inning on June 17 against Los Angeles (NL) to force in the winning run in the A's 5-4 victory...recorded a career high three stolen bases on June 27 in San Diego, the first time an A's player swiped three bags in a game since Rafael Bourignol on July 4, 1996 against California...had five stolen bases in June which was the most by an A's player in one month since Johnny Damon stole 10 in August of 2001...was batting .251 on July 5 but had a career long 0 for 21 streak from July 5 to 13 and ended up batting .147 (11 for 75) with one home run and five RBI over his final 22 games...the home run came on July 18 at Baltimore and it snapped a 36-game, 138-at bat homerless streak dating back to May 31 against Kansas City...it was the longest homerless streak of his career in terms of games and the second longest in at bats (140, July 6 to August 14, 2005)...had his only caught stealing of the season on July 26 against Boston...it was his first caught stealing since July 20, 2004, snapping a streak of 10 consecutive stolen bases...went 0 for 3 with a walk in his final game of the season on August 21 at Toronto...when he went on the DL on August 25, he had the lowest slugging percentage in the AL (.338) and the second lowest batting average (.229) and on-base percentage (.298).

Career

2005—Appeared in just 84 games as his season was interrupted by two stints on the disabled list...was the A's Opening Day starter at shortstop but went on the DL the next day with stress fractures in his ribs...the A's started the season 17-32 without him but immediately turned it around when he was activated from the DL on May 30...went 55-24 (.696) over the next 79 games before he went on the DL for a second time on August 28 with a fractured left ankle...the A's then went 16-18 over their final 34 games although he would return on September 19...overall, the A's had a 55-29 (.655) record with him in the line-up and 33-45 (.423) when he did not play...batted .276 with nine home runs and 38 RBI in his 84 games...added a .346 on-base percentage and .456 slugging percentage and all three averages were improvements from his rookie season...hit .314 with four of his nine home runs against left-handed pitching after batting .194 against south paws in 2004...was hitting .324 at the All-Star Break but then hit .239 after the break...his average dropped to .223 with runners in scoring position, including .135 with RISP and two outs...was just 1 for 11 with four RBI with the bases loaded...batted .330 during the day and .248 at night...hit .308 over the first six innings and .198 from the seventh inning on...hit .221 against a pitcher the first time he saw him in a game, .284 the second time and .408 after that...started a team leading 84 games at shortstop and had a .981 fielding percentage...that ranked second best among American League shortstops with 81 or more games played...started games in every spot in the order from two through seven but made his most starts in the three spot where he made a team leading 60 starts and hit .272...was the A's Opening Day starter at shortstop on April 4 at Baltimore and went 1 for 2 before injuring his ribs...was placed on the DL on April 6 retroactive to April 5...his second DL stint came after breaking his ankle on August 27, also at Baltimore...however, he batted .381 against the Orioles, his best average against any AL team...hit three of his nine home runs against the Orioles...while he was on the DL, he signed a five-year contract through the 2009 season on April 22...went 3 for 9 (.333) with an RBI during a three-game rehab stint at Single-A Stockton from May 21 to 26 and 1 for 12 (.083) with an RBI in three games at Triple-A Sacramento from May 27 to 29 before he was reinstated from the DL on May 30...matched his career high with four hits on June 26 against San Francisco...that was part of a career high 13-game hitting streak from June 18 to July 2 (19 for 52, .365)...made his first career starts batting fourth on June 29 and 30 against Seattle...had his best month of season in June when he batted .337 with four home runs and 13 RBI in 24 games...that matched his highest single-month batting average ever...had a career high four RBI and matched his career high with four hits on July 5 at Toronto...also had an inside-the-park home run in that game but would not homer again until August 15 against Baltimore, a 35-game, 140-at bat homerless streak...was batting .313 following the conclusion of play on July 25 but then went 19 for 89 (.213) over his next 23 games through August 20 to drop his average to .281...went 9 for 27 (.333) with three home runs and seven RBI over his next six games before going on the disabled list again on August 31 retroactive to August 28 with a fractured left ankle...was reinstated from the DL on September 19 and started seven of the A's next eight games at shortstop, going 4 for 25 (.160)...missed the final five games after the A's were eliminated from the AL West race.

2004—Was named American League Rookie of the Year by the Baseball Writers Association of America as he led all AL rookies in home runs (22), RBI (64), runs (70), hits (130), doubles (34), walks (58), total bases (232) and extra base hits (57)...was also named AL Rookie Player of the Year by *The Sporting News* and received the Players Choice Award for the AL's Outstanding Rookie...became just the fourth major league rookie to hit 20 or more home runs as a shortstop and his 22 home runs tied for third best by an Oakland rookie...joins Bert Campaneris, Eddie Joost and Miguel Tejada as the only shortstops in Athletics history to hit 20 home runs...set an Oakland rookie record by grounding into 20 double plays...his 34 doubles tied for second most by an Oakland rookie and his 141 strikeouts were second most...was one of the

Athletics Shortstop Career Home Run Leaders

1.	Tejada	156
2.	Joost	116
3.	Campaneris	68
4.	DeMaestri	47
5.	McNair	43
6.	Crosby	40
7.	Causey	20
8.	Bordick	19
9.	Galloway	16
10.	Williams	15

most patient hitters in the league as he ranked third among all AL hitters with an average of 4.17 pitches per plate appearance...tied for seventh in the AL in grounded into double plays and was fourth in strikeouts...his .239 batting average broke down to .194 against left-handed pitchers and .254 against right-handers...had 11 home runs and 32 RBI at home and 11 home runs and 32 RBI on the road...batted .366 in interleague play and .219 against AL teams...hit in every spot in the order except first, third and fourth...made 69 starts in the seven spot (58 for 253, .229) and 34 in the eight spot (23 for 118, .195)...hit .282 in all other spots in the order...set an Athletic franchise record for shortstops with 505 assists...ranked second among AL shortstops in total chances (765), assists and double plays (107) and was fifth in fielding percentage (.975)...hit seven home runs during Spring Training which tied for the team lead with Eric Chavez and was the most by an Athletic during the spring since Ernie Young hit eight in 1996...recorded his first ML hit on April 6 against Texas, a fifth inning single off Chan Ho Park...that snapped a career opening 0 for 16 streak as he was 0 for 12 in 2003...hit his first ML home run in the fifth inning on April 14 at Texas off R.A. Dickey...missed six games from April 21 to 27 after suffering a concussion of the left knee in a collision with Bobby Kielty on April 20 at Seattle...had his first career two-homer game on May 21 against Kansas City...had a career high four hits on June 15 at St. Louis...was named AL Rookie of the Month for June as he batted .337 with 12 doubles, three home runs, 12 RBI and 18 runs scored...homered in consecutive games on August 20 and 21 at Tampa Bay, both A's victories...the A's were 15-6 games in which he homered...hit his first career "walk-off" home run in the A's 3-2 win over Seattle on September 30 to move the A's into a tie for first place with Anaheim in the AL West with three games remaining.

2003—Was named Pacific Coast League Rookie of the Year at Triple-A Sacramento after batting .308 with 22 home runs and 90 RBI in 127 games...was also named to SportsTicker's All-Prospect Team...ranked third in the PCL in slugging (.544) and extra base hits (60), tied for third in runs scored (86) and fifth in RBI...led the A's farm system in batting, ranked second in stolen bases (24), third in home runs and fourth in RBI...led Sacramento in batting, doubles (32) and slugging and tied for the team lead in runs scored and hits (143)...made 125 of his 127 appearances at shortstop where he committed 15 errors for a .973 fielding percentage...was selected by the A's on August 31 and made his Major League debut in just his third professional season...was the A's first round pick in the 2001 draft and was the fourth Oakland selection from that draft to reach the majors after Jeremy Bonderman, Neal Cotts and Mike Wood...went 0 for 12 with a walk and a hit by pitch in 11 games with Oakland...made his ML debut on September 2 at Baltimore when he pinch-hit for Erubiel Durazo in the 10th inning and popped out...made his only start on September 4 at Baltimore and went 0 for 4 with two strikeouts batting leadoff as the A's designated hitter...at Sacramento, had a season high 12-game hitting streak from April 25 through May 8 (15 for 47, .319)...was batting .262 on May 16 when he strained his right shoulder...returned on May 26 against Fresno and batted .328 over his final 87 games...had his first two-homer game of the season on May 29 at Oklahoma City and his second on June 26 at Fresno.

2002—Split his first full professional season between Single-A Modesto and Double-A Midland...batted a combined .295 in 132 games, the seventh best batting average in the A's farm system...added nine home runs, 69 RBI and 52 walks for a .367 on-base percentage...began the season at Modesto and hit a team leading .307...was promoted to Midland on June 26 and batted .281...had 7 HR and 31 RBI in 59 games at Double-A after tallying 2 HR and 38 RBI in 73 games at Single-A...added nine steals at Midland which tied for second on the club...his season batting average broke down to .344 against left-handers and .279 against right-handers...put together a 13-game hitting streak from April 17 to May 1 (21 for 52, .404)...earned California League Player of the Week honors for the week of June 10 to 16 after batting .476 with eight runs scored in six games...was Modesto's lone representative in the Carolina-California League All-Star Game...joined Midland on June 26 and reached base safely via hit or walk in 23 consecutive games from July 13 to August 4 (39 for 99, .394)...capped that stretch with a 13-game hitting streak (21 for 55, .382)...had his lone two-homer game of the season on July 20 at Tulsa.

2001—Was the A's number one pick in the June draft and was assigned to Single-A Modesto of the California League after signing on July 3...hit .395 with five doubles in 11 games...appeared in 10 games at shortstop and one at designated hitter...hit safely in each of his first 10 games (15 for 36, .417) before going 0 for 2 in his final game...doubled in five consecutive games, July 8 to 12...had his lone home run and all three of his RBI on July 15 against Bakersfield.

Personal/Miscellaneous

Robert Edward Crosby was originally signed by Rick Magnante...graduated from La Quinta HS (Westminster, CA) in 1998...attended Cal State Long Beach and was the Big West Conference Player of the Year in 2001 and a third team *Collegiate Baseball* All-America selection after batting a team leading .353 with nine home runs and 39 RBI...had a .324 career batting average in three years at CS-Long Beach...is the son of former A's scout and former Major Leaguer Ed Crosby...was the starting shortstop for the USA National Team in the summer of 2000.



FRONT OFFICE

Lifetime Playing Record

Year	Club	AVG.	G	AB	R	H	2B	3B	HR	RBI	SH	SF	HP	BB	SO	SB	CS	SLG	OBP	E
2001	Modesto	.395	11	38	7	15	5	0	1	3	0	0	0	3	8	0	0	.605	.439	4
2002	Modesto	.307	73	280	47	86	17	2	2	38	2	1	7	33	43	5	0	.404	.393	19
	Midland	.281	59	228	31	64	16	0	7	31	3	1	0	19	41	9	2	.443	.335	13
2003	Sacramento	.308	127	465	86	143	32	6	22	90	4	4	7	63	110	24	4	.544	.395	15
	OAKLAND	.000	11	12	1	0	0	0	0	0	0	0	1	1	5	0	0	.000	.143	2
2004	OAKLAND	.239	151	545	70	130	34	1	22	64	5	6	9	58	141	7	3	.426	.319	19
2005	OAKLAND	.276	84	333	66	92	25	4	9	38	1	1	1	35	54	0	0	.456	.346	7
	Stockton	.333	3	9	1	3	1	0	0	1	0	0	0	2	1	0	0	.444	.455	0
	Sacramento	.083	3	12	0	1	0	0	0	1	0	0	0	0	0	0	0	.083	.083	0
2006	OAKLAND	.229	96	358	42	82	12	0	9	40	2	2	0	36	76	8	1	.338	.298	12
ML Totals		.244	342	1248	179	304	71	5	40	142	8	9	11	130	276	15	4	.405	.318	40

2007 ATHLETICS

Career Transactions

1998 — Selected by the Anaheim Angels organization in the 34th round of the free agent draft, June 2. **2001**— Selected by the Oakland Athletics organization in the 1st round (25th pick overall) of the free agent draft, June 5. **2005** — On disabled list, April 5 to May 29; included rehabilitation assignments to Stockton, May 21 to 26, and Sacramento, May 27 to 29. On disabled list, August 28 to September 18. **2006** — On disabled list, July 31 to August 18. On disabled list, August 22 to October 25.

REVIEW

vs. The American League

2006 AVG.	AB	H	HR	RBI	CAREER vs. TEAM	AVG.	AB	H	HR	RBI
.250	8	2	1	2	Baltimore	.192	52	10	4	7
.154	26	4	0	1	Boston	.190	58	11	0	3
.154	13	2	1	2	Chicago	.213	75	16	2	10
.200	20	4	1	3	Cleveland	.188	64	12	2	5
.222	27	6	0	3	Detroit	.215	79	17	2	6
.367	30	11	2	6	Kansas City	.319	91	29	5	18
.154	26	4	1	5	Los Angeles	.142	113	16	3	12
.259	27	7	1	2	Minnesota	.192	78	15	1	4
.231	13	3	0	0	New York	.244	45	11	1	3
—	0	0	0	0	Oakland	—	0	0	0	0
.241	29	7	0	4	Seattle	.252	115	29	5	16
.167	12	2	0	1	Tampa Bay	.260	50	13	2	6
.257	35	9	1	3	Texas	.276	152	42	4	19
.231	26	6	1	1	Toronto	.294	85	25	4	9

RECORDS

HISTORY

vs. The National League

2006 AVG.	AB	H	HR	RBI	CAREER vs. TEAM	AVG.	AB	H	HR	RBI
.182	11	2	0	0	Arizona	.182	11	2	0	0
—	0	0	0	0	Atlanta	.500	4	2	1	2
—	0	0	0	0	Chicago	.273	11	3	0	0
—	0	0	0	0	Cincinnati	.545	11	6	1	2
.000	6	0	0	0	Colorado	.000	6	0	0	0
—	0	0	0	0	Florida	—	0	0	0	0
—	0	0	0	0	Houston	—	0	0	0	0
.308	13	4	0	3	Los Angeles	.308	13	4	0	3
—	0	0	0	0	Milwaukee	—	0	0	0	0
—	0	0	0	0	New York	.385	13	5	0	1
—	0	0	0	0	Philadelphia	.182	11	2	0	0
—	0	0	0	0	Pittsburgh	.250	12	3	0	2
—	0	0	0	0	St. Louis	.455	11	5	0	0
.364	11	4	0	1	San Diego	.364	11	4	0	1
.200	25	5	0	3	San Francisco	.308	65	20	2	10
—	0	0	0	0	Washington	.167	12	2	1	3

OPPONENTS

PLAYER DEVELOPMENT

MISCELLANEOUS

Athletics Rookies of the Year

Bobby Crosby and Huston Street won back-to-back American League Rookie of the Year honors in 2004 and 2005, respectively. Street became the seventh A's player to win the award, following the selections of Harry Byrd (1952), Jose Canseco (1986), Mark McGwire (1987), Walt Weiss (1988), Ben Grievé (1998) and Crosby. Only the Dodger franchise with 10 has had more rookie of the year award winners than the Athletics.

Monthly Breakdown

2006 AVG.	AB	H	HR	RBI	CAREER by MONTH	AVG.	AB	H	HR	RBI
.215	65	14	2	6	April	.213	127	27	5	16
.276	116	32	6	18	May	.270	211	57	10	29
.241	83	20	0	9	June	.308	279	86	7	34
.160	81	13	1	5	July	.225	289	65	7	27
.231	13	3	0	2	August	.222	198	44	6	22
—	0	0	0	0	September	.188	133	25	5	14
—	0	0	0	0	October	.000	11	0	0	0

Batting Breakdown

2006 AVG.	AB	H	HR	RBI	CAREER by CATEGORY	AVG.	AB	H	HR	RBI
.236	178	42	3	20	Home	.236	643	152	17	66
.222	180	40	6	20	Road	.251	605	152	23	76
.271	140	38	3	18	Day	.259	464	120	13	52
.202	218	44	6	22	Night	.235	784	184	27	90
.227	330	75	7	38	Grass	.242	1151	278	34	129
.250	28	7	2	2	Turf	.268	97	26	6	13
.238	298	71	8	35	Pre-ASG	.266	733	195	24	91
.183	60	11	1	5	Post-ASG	.212	515	109	16	51
.185	81	15	0	5	vs. LHP	.226	328	74	10	29
.242	277	67	9	35	vs. RHP	.250	920	230	30	113
.239	92	22	3	31	RISP	.219	329	72	7	94
.400	10	4	0	10	Bases Loaded	.200	45	9	0	29
—	0	0	0	0	Pinch Hitter	.000	3	0	0	0
—	0	0	0	0	Designated Hitter	.000	5	0	0	0

Ballpark Breakdown

	AVG.	AB	H	HR	RBI
Ameritrust Field	.299	77	23	3	13
Angel Stadium of Anaheim	.175	57	10	2	8
AT&T Park	.214	28	6	0	4
Busch Stadium I	.455	11	5	0	0
Camden Yards	.233	30	7	3	6
Comerica Park	.269	26	7	2	3
Coors Field	.000	6	0	0	0
Fenway Park	.171	41	7	0	1
Jacobs Field	.219	32	7	0	1
Kauffman Stadium	.317	41	13	1	8
McAfee Coliseum	.236	643	152	17	66
Metrodome	.195	41	8	1	2
PETCO Park	.364	11	4	0	1
RFK Stadium	.167	12	2	1	3
Rogers Centre	.342	38	13	3	7
Safeco Field	.250	52	13	2	5
Tropicana Field	.278	18	5	2	4
Turner Field	.500	4	2	1	2
U.S. Cellular Field	.211	38	8	1	5
Wrigley Field	.273	11	3	0	0
Yankee Stadium	.290	31	9	1	3

Fielding Statistics

Shortstop

YEAR	PCT.	G	PO	A	E	TC	DP
2003	.889	9	5	11	2	18	2
2004	.975	151	241	505	19	765	107
2005	.981	84	117	251	7	375	60
2006	.972	95	145	268	12	425	59
Totals	.975	339	508	1035	40	1583	228

Crosby's Career Highs

Hits: 4 (four times), last: May 30, 2006 vs. Kansas City
Runs: 3 (four times), last: June 5, 2005 vs. Toronto
Doubles: 2 (nine times), last: May 30, 2006 vs. Kansas City
Triples: 1 (five times), last: August 13, 2005 vs. Minnesota
Home Runs: 2, May 21, 2004 vs. Kansas City
Runs Batted In: 4, July 5, 2005 at Toronto
Walks: 3 (three times), last: July 14, 2006 at Boston
Strikeouts: 4, September 24, 2004 at Anaheim
Stolen Bases: 3, June 27, 2006 at San Diego
Hitting Streak: 13, June 18 to July 2, 2005
Hitless Streak (At Bats): 21, July 5 to 13, 2006

Crosby's Career Home Run Chart

Multi-Homer Games: 1, May 21, 2004 vs. Kansas City. **Three-Homer Games:** None. **Two-Homer Games:** 1, May 21, 2004 vs. Kansas City. **Grand Slams:** None. **Pinch-Hit Home Runs:** None. **Inside-The-Park Home Runs:** 1, July 5, 2005 at Toronto (Pete Walker). **Game Ending Home Runs:** 1, September 30, 2004 vs. Seattle (Scott Atchison). **Lead Off Home Runs:** None.

Justin Duchscherer

58

Right-Handed Pitcher

Height/Weight: 6-3 / 203

Bats/Throws: Right / Right

Birthdate: November 19, 1977


Opening Day Age: 29

Birthplace/Resides: Aberdeen, South Dakota / Chandler, Arizona

Major League Service: 3 years, 51 days

Obtained: Acquired from the Texas Rangers for Luis Vizcaino, March 18, 2002

Contract Status: First year of a one-year contract through 2007.



2006 Highlights

Was the A's closer while Huston Street was on the disabled list late in the season and ended up saving a career high nine games...that tied for 15th in the American League...was 2-1 with a 2.91 ERA but he appeared in just 53 games as he missed 42 games while on the DL with right elbow tendinitis...first batters faced were 6 for 52 (.115) with one walk...the batting average was the lowest in the Majors and third lowest by an Oakland pitcher since 1974...issued just nine walks in 55.2 innings, an average of 1.46 per nine innings...that ranked third lowest among AL relievers...it was seventh lowest in Oakland history and the lowest by a pitcher not named Dennis Eckersley...struck out 51 for a strikeout to walk ratio of 5.67 to 1...that ranked fourth best among AL relievers and tied for eighth highest in Oakland history...was 9 for 11 (81.8%) in save opportunities and allowed just 3 of his 22 (13.6%) inherited runners to score...allowed a .244 opponents batting average, which broke down to .241 (27 for 112) against right-handers and .248 (25 for 101) against left-handers...allowed three of his four home runs against righties...his opponents average dropped to .175

(7 for 40) with runners in scoring position, including .130 (3 for 23) with RISP and two outs...converted all seven of his save opportunities and had a 1.96 ERA (8 er in 36.2 ip) and .191 (25 for 131) opponents batting average in 35 outings at night...was 2 for 4 in saves with a 4.74 ERA (10 er in 19.0 ip) and .329 (27 for 82) opponents batting average in 18 outings during the day...had a 5.19 ERA (10 er in 17.1 ip) in 18 outings on one day rest and a 1.88 ERA (8 er in 38.1 ip) in his other 35 outings...did not allow a run in eight outings against Los Angeles (8.2 ip) and is now 4-0 with a save and a 1.34 ERA (5 er in 33.2 ip) in 19 career outings against the Angels...had a 1.19 ERA (3 er in 22.2 ip) in 20 outings against AL West teams and a 4.09 ERA (15 er in 33.0 ip) in 33 outings against everyone else...tossed at least one inning in 42 of his 53 outings, including a season high 2.0 innings five times...did not allow an earned run in eight outings (9.0 ip, 2 r) during the spring and then began the regular season by holding the opposition scoreless over his first seven outings (8.0 ip)...that gave him a career high 14.0 inning scoreless streak dating back to September 24, 2005...had a win and two saves over a three-game stretch from April 24 to May 1 while Street missed time with an injury...had his second and final blown save of the season on May 6 against Tampa Bay, his final outing before going on the DL...had a 2.20 ERA (4 er in 16.1 ip) in 15 games when he was placed on the 15-Day Disabled List on May 13, retroactive to May 7 with right elbow tendinitis...it was his first career stint on the DL...missed 42 games and made two rehab appearances with Triple-A Sacramento (2.0 ip, 2 h, 1 so) before he was reinstated from the DL on June 23...did not allow a run in eight of his first 10 outings following his return (3 er in 12.0 ip, 2.25 ERA), which put his ERA at 2.22 through 25 games on July 22...then posted a 4.79 ERA (11 er in 20.2 ip) over his next 19 appearances...was ejected from the game on July 25 against Boston by Mark Wegner...went 24 games, 24.2 innings and 91 batters from July 27 to September 20 without issuing a walk...allowed just one home run over his first 29 games and 32.2 innings through August 1...then allowed three home runs over his final 24 games and 23.0 innings...allowed back-to-back singles to the first batter he faced on August 4 and 6 at Seattle but then retired each of his next 19 first batters...was 5 for 5 in save opportunities over a five-game stretch from August 19 to September 8 while Street was on the DL (7.0 ip, 5 h, 2 r, 2 er, 0 bb, 8 so, 2.57 ERA)...picked up the save in five consecutive outings from August 21 to September 6...that included his first career six-out save on September 6 against Texas...did not allow a run over his final nine outings (6.2 ip) and had a 0.77 ERA (1 er in 11.2 ip) in 13 outing in September, his lowest one month ERA in 2006...posted a 2.25 ERA (1 er in 4.0 ip) in two postseason appearances, both in the ALDS against Minnesota.

Oakland A's Lowest Batting Average Against First Batter Faced Since 1974

1.	Bob Lacey, 1977	.088
2.	Gene Nelson, 1989	.091
3.	Justin Duchscherer, 2006	.115
4.	Dave Beard, 1982	.130
5.	Paul Lindblad, 1975	.140

Minimum of 40 games

Career

2005—Was named to his first American League All-Star team as the A's lone representative after an outstanding first half of the season but did not pitch in the game...went 4-1 with four saves and a 1.49 ERA in 35 games before the All-Star Break and then went 3-3 with one save and a 3.13 ERA in 30 outings after the break...was a combined 7-4 with five saves, two blown saves and a 2.21 ERA in 65 relief appearances overall...the saves were the first of his career...also had career highs in appearances and strikeouts (85) and matched his best in wins...his ERA and .215 opponents batting average were the lowest of his career...ranked second among American League relievers in innings pitched (85.2), tied for fourth in wins, fifth in strikeouts and sixth in ERA...had the best strikeout to walk ratio among AL relievers (4.47 to 1) and the fifth fewest walks per nine innings (2.00)...allowed 48.4% (15 of 31) of his inherited runners to score which tied for fourth highest in the AL...his .215 opponents batting average broke down to .225 against left-handed hitters and .208 against right-handers...however, his opponents average increased to .324 with runners in scoring position...first batters faced were 16 for 61 (.262) with three walks...compiled a 1.23 ERA and .173 opponents batting average in 16 outings when pitching on no days rest and a 2.54 ERA and .229 opponents average in his other 49 outings...posted a 1.93 ERA (11 er in 51.1 ip) in 38 outings and night compared to a 2.62 ERA (10 er in 34.1 ip) in 27 outings during the day...had three months with an ERA under 2.00 (0.57 in April, 1.56 in June and 1.72 in August)...tossed at least one inning in 57 of his 65

appearances, including two or more 16 times...did not allow an earned run in 28 of his 31 outings over the first three months of the season but then allowed at least one in 10 of his 34 outings from July 1 until the end of the season...picked up the win in consecutive games on April 26 and 27 against Chicago to extend his career high tying winning streak to four consecutive games dating back to September 13, 2004...won back-to-back games again on August 10 and 11 against Los Angeles...did not pitch over a 12-game stretch from May 10 to 24 because of back problems...had a 0.96 ERA over his first 21 outings before allowing three runs in 2.0 innings on June 11 at Atlanta...was charged with his first loss and blown save of the season in that game...had a season best 12.2-inning scoreless streak from June 11 to July 2...had a stint as the A's closer during that stretch while Huston Street was sidelined by a strained left hamstring from June 15 to 27...recorded four saves in five chances over that span, including his first Major League save on June 18 against Philadelphia...appeared in the 100th game of his career on July 20 at Los Angeles...had his ERA under 2.00 as late as August 29 when it was 1.77...then posted a 4.97 ERA in 12 outings in September...struck out four batters in 2.1 innings on September 16 at Boston, matching his most strikeouts in his career as a reliever...struck out four again in his final outing on October 2 at Seattle (2.0 ip).

2004—Was the long man in the A's bullpen as he tossed 96.1 innings in 53 appearances, all in relief...ranked second among American League relievers in innings pitched and had the most innings pitched by an A's reliever since Doug Jones tossed 104.0 innings in 1999...tossed two or more innings in 22 of his 53 outings, including three or more nine times...tossed a season high 5.0 innings three times: April 23 vs. Anaheim, May 11 at Detroit and August 27 against Tampa Bay...was 7-6 with two blown saves and a 3.27 ERA...tied for fourth among AL relievers in wins and was tied for fifth in losses...tied for the lead among AL rookies in ERA (Madritsch, SEA), ranked third in wins, sixth in innings pitched, seventh in appearances and ninth in strikeouts (59)...allowed 12 of 42 (28.6%) inherited runners to score and first batters faced were 14 for 46 (.304) with five walks, a hit by pitch and a sacrifice fly...opponents batted .241 which broke down to .247 against left-handers and .235 against right-handers...his opponents average dropped to .194 with runners in scoring position, including .108 with RISP and two outs...posted an ERA under 2.00 in three months as he had a 1.93 ERA in April, 1.06 in May and 1.83 in July...allowed five home runs in 64.0 innings over the first four months of the season but then allowed eight in 32.1 innings the rest of the way...balked in the winning run in the bottom of the 14th inning in the A's 2-1 loss at Seattle on April 19...had a 13.1 inning scoreless streak from May 7 to 29 (6 h, 5 bb, 12 so)...had his first blown save of the season on June 15 at St. Louis...won his fourth consecutive decision on July 3 at San Francisco, giving him a career high winning streak that began on May 11...stranded all 13 of his inherited runners over a 14 game stretch from July 3 to August 12.

2003—Was named Pacific Coast League Pitcher of the Year after posting a 14-2 record and a 3.25 ERA in 24 games, 23 starts, at Triple-A Sacramento...led the PCL in wins and ranked fourth in ERA...was recalled to Oakland on September 8, was placed in the A's starting rotation and went 1-1 with a 3.31 ERA in four games, three starts...made his A's debut on September 9, the same day his wife Michele gave birth to the couple's first child in Trenton, New Jersey...tossed a career high seven shutout innings and struck out a career high six to defeat Anaheim, 8-1...left prior to the end of the game to join his wife in New Jersey and returned to the A's for a start in Texas on September 14...spent the entire regular season at Sacramento and led the River Cats in wins and ERA while ranking second in games started (23), innings (155.0) and strikeouts (117)...ranked second in the A's farm system in wins and was seventh in ERA...walked just 18 batters in 155.0 innings for an average of 1.05 per nine innings...struck out 117 for a strikeout to walk ratio of 6.5 to 1...finished the regular season with an 11-game winning streak...then made one postseason start for the River Cats on September 3, a win in Game 1 of the PCL Semifinals at Edmonton (6.0 ip, 1 h, 1 bb, 4 so)...was named to the PCL squad for the Triple-A All-Star Game and was the starting pitcher (2.0 ip, 2 r)...was a perfect 10-0 with a 3.20 ERA in 14 games, 13 starts at Sacramento's home ballpark, Raley Field...allowed a .254 opponents batting average which broke down to .246 against left-handers and .261 against right-handers...was named PCL Pitcher of the Week for the week of April 28 to May 4 after defeating Memphis on May 2 (8.0 ip, 2 h, 3 so)...was on the disabled list from May 21 to 29 with a sprained left ankle...pitched for the USA Olympic Qualifying Team following the season and was 1-1 with a 3.21 ERA in four games, three starts, during an exhibition schedule in the Arizona Fall League...did not pitch during the Olympic Qualifying Tournament in Panama.

2002—Was limited to just 14 appearances in his first season in the A's organization as he spent three months of the season on the disabled list...was disabled from April 27 to June 30 and August 5 to September 9, both times with a strained lower back...was 2-4 with a 5.57 ERA in 14 games, 11 starts...recorded all of his decisions and posted a 6.00 ERA in his 11 starts, compared to a 3.00 ERA in three relief appearances...opponents hit .283 but that jumped to .418 with runners in scoring position...had a 3.58 ERA and .234 opponents batting average in innings one through three and a 7.71 ERA and .331 opponents batting average from the fourth inning on...was in the Texas Rangers camp during spring training but was optioned to Triple-A Oklahoma on March 11 before appearing in a spring game...was dealt to the A's on March 18 for Luis Vizcaino and opened the year at Triple-A Sacramento...made five starts in April before his first stint on the disabled list and was 0-2 with a 7.40 ERA...made one start following his return from the disabled list on June 29 in the second game of a doubleheader at Portland but was moved to the bullpen following that outing...made three relief appearances from July 2 to 11 and was moved back into the starting rotation on July 15...went 2-2 with a 5.72 ERA over his final five starts before finishing the season on the disabled list.

2001—Was 1-1 with an 8.71 ERA in two starts and 0-0 with a 20.77 ERA in three relief appearances in two stints with the Rangers...was purchased from Tulsa on July 23 and made his Major League debut in a start on July 25 (game 1) versus Baltimore...was a 6-5 winner (6.2 ip, 6 h, 4 r, 4 er, 1 bb, 5 so)...was optioned to Oklahoma between games of that doubleheader...was recalled by Texas on September 4 and had an 18.00 ERA in four games...lost his only start on September 25 vs. Seattle and tied a club record by hitting three batters in that game...opponents hit .353, including .375 by left-handed batters and .321 by right-handers...combined to go 13-6 with a 2.47 ERA with 176 strikeouts in 25 starts for Trenton, Tulsa, and Oklahoma...held the opposition to a .218 batting average...began the season with Boston's Trenton club and had the Eastern League's sixth lowest ERA (2.44) at the time of the trade...was traded to the Texas organization on June 12 and went 4-0 with a 2.08 ERA in six starts at Tulsa...was sent to Oklahoma after his July 25 start in Texas...at the end of Rangers' season, he joined Peoria in the Arizona Fall League and was 1-0 with a 1.50 ERA and 23 strikeouts in six starts.

2000—Spent the entire season at Trenton, tying for third in the Eastern League in shutouts (2) and compiling the ninth lowest ERA (3.39)...had the league's fifth best ratios for fewest walks (2.13) and baserunners (10.99) per nine innings...led the Thunder in starts (24), shutouts (2), innings (143.1), and strikeouts (126) and tied for first in wins (7) and complete games (2)...was selected as Trenton's pitcher of the year.

Fewest Walks Per Nine Innings by an Oakland Reliever

1.	Dennis Eckersley, 1989	0.47
2.	Dennis Eckersley, 1990	0.49
3.	Dennis Eckersley, 1991	1.07
4.	Dennis Eckersley, 1992	1.24
5.	Dennis Eckersley, 1988	1.36
6.	Dennis Eckersley, 1987	1.38
7.	Justin Duchschere, 2006	1.46

FRONT OFFICE

2007 ATHLETICS

REVIEW

RECORDS

HISTORY

OPPONENTS

PLAYER DEVELOPMENT

MISCELLANEOUS

1999—Combined to go 11-7 with a 3.35 ERA in 26 games with Augusta and Sarasota...was the Red Sox Minor League Pitcher of the Month in April, going 2-0 with a 0.35 ERA in four starts at Augusta...earned South Atlantic League Pitcher of the Week honors, April 12-18...had allowed just one run in 41 innings in his six starts at Augusta when he was promoted to Sarasota on May 10...placed second on the Red Sox staff in strikeouts (105) and had the 2nd lowest ERA among team starters (4.49).

1998—Topped Michigan in starts (26)...worked the first six innings of a 3-0 shutout on August 29 vs. West Michigan...pitched for Delmarva in the Maryland Fall League (3-1, 2.05 ERA in six games) and also went to the Florida Instructional League.

1997—Went a combined 3-4 with a 3.15 ERA in 14 games, 12 starts with the Gulf Coast Red Sox and Michigan...fanned 78 in 68.2 innings...led the Gulf Coast squad in starts (8) and was second in strikeouts (59) before an August promotion to Michigan.

1996—Made his pro debut with the Gulf Coast Red Sox and was 0-2 with a save and a 3.13 ERA in 13 games, eight starts...went to Instructional League that fall.

Personal/Miscellaneous

Justin Craig Duchscherer...name is pronounced DUKE-sheer...graduated from Coronado High School in Lubbock, Texas in 1996 where he played baseball, basketball, and tennis...wife's named is Michele...their first child, Evan Jacob, was born the day he made his A's debut, September 9, 2003.

Lifetime Pitching Record

Year	Club	W	L	ERA	G	GS	CG	SHO	SV	IP	H	R	ER	HR	HB	BB	IBB	SO	WP	BK
1996	GCL Red Sox	0	2	3.13	13	8	0	0	1	54.2	52	26	19	0	3	14	0	45	4	6
1997	GCL Red Sox	2	3	1.81	10	8	0	0	0	44.2	34	18	9	0	3	17	0	59	5	4
	Michigan	1	1	5.63	4	4	0	0	0	24.0	26	17	15	1	3	10	0	19	0	0
1998	Michigan	7	12	4.79	30	26	0	0	0	142.2	166	87	76	9	13	47	3	106	7	1
1999	Augusta	4	0	0.22	6	6	0	0	0	41.0	21	1	1	0	0	8	0	39	1	0
	Sarasota	7	7	4.49	20	18	0	0	0	112.1	101	62	56	14	12	30	0	105	5	0
2000	Trenton	7	9	3.39	24	24	2	2	0	143.1	134	59	54	7	6	35	1	126	6	1
2001	Trenton	6	3	2.44	12	12	1	1	0	73.2	49	25	20	6	5	14	1	69	0	0
	Tulsa	4	0	2.08	6	6	1	0	0	43.1	39	14	10	3	2	10	0	55	0	0
	TEXAS	1	1	12.27	5	2	0	0	0	14.2	24	20	20	5	4	4	0	11	1	0
	Oklahoma	3	3	2.84	7	7	1	1	0	50.2	48	20	16	6	4	10	0	52	0	0
2002	Sacramento	2	4	5.57	14	11	0	0	0	63.0	73	45	39	7	2	17	0	52	1	0
2003	Sacramento	14	2	3.25	24	23	0	0	0	155.0	151	59	56	12	2	18	0	117	2	0
	OAKLAND	1	1	3.31	4	3	0	0	0	16.1	17	7	6	1	2	3	0	15	0	0
2004	OAKLAND	7	6	3.27	53	0	0	0	0	96.1	85	37	35	13	5	32	6	59	1	1
2005	OAKLAND	7	4	2.21	65	0	0	0	5	85.2	67	25	21	7	2	19	3	85	2	0
2006	OAKLAND	2	1	2.91	53	0	0	0	9	55.2	52	18	18	4	1	9	0	51	3	0
	Sacramento	0	0	0.00	2	1	0	0	0	2.0	2	0	0	0	0	0	0	1	0	0
ML Totals		18	13	3.35	180	5	0	0	14	268.2	245	107	100	30	14	67	9	221	7	1

Career Transactions

1996 — Selected by the Boston Red Sox organization in the 8th round of the free agent draft, June 4. **2001** — Traded to the Texas Rangers organization for catcher Doug Mirabelli, June 12. **2002** — Traded to the Oakland Athletics for Luis Vizcaino, March 18. **2006** — On disabled list, May 7 to June 23; included rehabilitation assignment to Sacramento, June 19 to 23.

Division Series Record

Year	Club/Opp.	W	L	ERA	G	GS	CG	SHO	SV	IP	H	R	ER	HR	HB	BB	IBB	SO	WP	BK
2006	OAK vs. MIN	0	0	2.25	2	0	0	0	0	4.0	1	1	1	1	0	0	0	4	0	0

League Championship Series Record

Year	Club/Opp.	W	L	ERA	G	GS	CG	SHO	SV	IP	H	R	ER	HR	HB	BB	IBB	SO	WP	BK
2006	OAK vs. DET	(Did not pitch)																		

All-Star Game Record

Year	Club/Site	W	L	ERA	G	GS	CG	SHO	SV	IP	H	R	ER	HR	HB	BB	IBB	SO	WP	BK
2005	A.L./Det.	(Did not pitch)																		

FRONT OFFICE
2007 ATHLETICS
REVIEW
RECORDS
HISTORY
OPPONENTS
PLAYER DEVELOPMENT
MISCELLANEOUS

vs. The American League

2006 ERA	W	L	SV	G	IP	H	HR	ER	SO	CAREER vs. TEAM	ERA	W	L	SV	G	IP	H	HR	ER	SO
0.00	0	0	1	2	2.0	1	0	0	2	Baltimore	3.07	1	0	1	7	14.2	12	3	5	9
7.36	0	0	1	4	3.2	3	0	3	2	Boston	2.79	0	0	1	12	19.1	12	1	6	22
0.00	0	0	1	3	2.0	0	0	0	4	Chicago	1.88	3	1	1	11	14.1	11	0	3	12
0.00	0	0	0	2	1.2	0	0	0	3	Cleveland	7.36	0	2	0	8	7.1	10	3	6	12
5.79	1	1	0	4	4.2	9	0	3	3	Detroit	3.18	2	2	0	9	17.0	17	2	6	12
21.60	0	0	0	2	1.2	4	1	4	1	Kansas City	7.36	1	0	0	7	7.1	9	1	6	4
0.00	0	0	1	8	8.2	5	0	0	6	Los Angeles	1.34	4	0	1	19	33.2	23	1	5	24
0.00	0	0	0	2	2.0	2	0	0	4	Minnesota	4.73	0	2	0	8	13.1	16	2	7	11
0.00	0	0	0	2	3.0	2	0	0	4	New York	7.71	0	1	0	6	7.0	9	2	6	9
—	0	0	0	0	0.0	0	0	0	0	Oakland	9.00	0	0	0	1	1.0	1	1	1	0
3.52	0	0	1	7	7.2	10	1	3	6	Seattle	4.08	0	4	2	28	39.2	41	2	18	38
3.00	0	0	0	6	6.0	4	2	2	5	Tampa Bay	0.87	1	0	0	14	20.2	13	2	2	16
0.00	1	0	3	5	6.1	5	0	0	6	Texas	3.16	3	0	4	22	31.1	29	3	11	22
0.00	0	0	1	3	3.1	1	0	0	2	Toronto	1.96	1	0	1	10	18.1	10	3	4	11

vs. The National League

2006 ERA	W	L	SV	G	IP	H	HR	ER	SO	CAREER vs. TEAM	ERA	W	L	SV	G	IP	H	HR	ER	SO
9.00	0	0	0	1	1.0	2	0	1	1	Arizona	9.00	0	0	0	1	1.0	2	0	1	1
—	0	0	0	0	0.0	0	0	0	0	Atlanta	9.00	0	1	0	2	3.0	5	2	3	4
—	0	0	0	0	0.0	0	0	0	0	Chicago	—	0	0	0	0	0.0	0	0	0	0
—	0	0	0	0	0.0	0	0	0	0	Cincinnati	16.20	0	0	0	1	1.2	4	2	3	1
—	0	0	0	0	0.0	0	0	0	0	Colorado	—	0	0	0	0	0.0	0	0	0	0
—	0	0	0	0	0.0	0	0	0	0	Florida	—	0	0	0	0	0.0	0	0	0	0
—	0	0	0	0	0.0	0	0	0	0	Houston	—	0	0	0	0	0.0	0	0	0	0
—	0	0	0	0	0.0	0	0	0	0	Los Angeles	—	0	0	0	0	0.0	0	0	0	0
—	0	0	0	0	0.0	0	0	0	0	Milwaukee	—	0	0	0	0	0.0	0	0	0	0
—	0	0	0	0	0.0	0	0	0	0	New York	0.00	1	0	0	1	2.0	0	0	0	1
—	0	0	0	0	0.0	0	0	0	0	Philadelphia	0.00	0	0	2	2	1.2	1	0	0	2
—	0	0	0	0	0.0	0	0	0	0	Pittsburgh	3.86	0	0	0	2	2.1	4	0	1	0
—	0	0	0	0	0.0	0	0	0	0	St. Louis	27.00	0	0	0	1	0.2	4	0	2	0
18.00	0	0	0	1	1.0	4	0	2	1	San Diego	18.00	0	0	0	1	1.0	4	0	2	1
0.00	0	0	0	1	1.0	0	0	0	1	San Francisco	2.16	1	0	1	5	8.1	8	0	2	7
—	0	0	0	0	0.0	0	0	0	0	Washington	0.00	0	0	0	2	2.0	0	0	0	2

Monthly Breakdown

2006 ERA	W	L	SV	G	IP	H	HR	ER	SO	CAREER by MONTH	ERA	W	L	SV	G	IP	H	HR	ER	SO
2.19	2	1	1	11	12.1	14	0	3	13	April	1.45	4	2	1	25	37.1	36	1	6	29
2.25	0	0	1	4	4.0	4	1	1	3	May	1.53	2	0	1	20	29.1	21	1	5	28
9.00	0	0	0	2	2.0	4	0	2	2	June	4.10	2	1	4	25	37.1	37	5	17	30
2.77	0	0	0	11	13.0	11	0	4	8	July	2.87	3	1	1	32	53.1	46	5	17	41
4.97	0	0	4	12	12.2	12	2	7	12	August	3.48	3	4	4	31	44.0	37	6	17	31
0.77	0	0	3	13	11.2	7	1	1	13	September	4.87	3	5	3	43	61.0	61	11	33	55
—	0	0	0	0	0.0	0	0	0	0	October	7.11	1	0	0	4	6.1	7	1	5	7

Pitching Breakdown

2005 ERA	W	L	SV	G	IP	H	HR	ER	SO	CAREER by CATEGORY	ERA	W	L	SV	G	IP	H	HR	ER	SO
2.45	1	1	5	28	29.1	26	1	8	27	Home	3.33	14	6	8	91	146.0	128	16	54	109
3.42	1	0	4	25	26.1	26	3	10	24	Road	3.38	4	7	6	89	122.2	117	14	46	112
4.74	1	1	2	18	19.0	27	3	10	16	Day	3.44	7	5	4	62	83.2	82	12	32	68
1.96	1	0	7	35	36.2	25	1	8	35	Night	3.31	11	8	10	118	185.0	163	18	68	153
3.02	2	1	8	48	50.2	48	3	17	44	Grass	3.49	17	12	13	164	245.1	228	27	95	200
1.80	0	0	1	5	5.0	4	1	1	7	Turf	1.93	1	1	1	16	23.1	17	3	5	21
2.63	2	1	2	21	24.0	27	1	7	23	Pre-ASG	2.45	10	3	6	82	124.2	115	8	34	105
3.13	0	0	7	32	31.2	25	3	11	28	Post-ASG	4.13	8	10	8	98	144.0	130	22	66	116
—	—	—	—	—	—	—	—	—	—	Starter	5.84	2	2	0	5	24.2	30	3	16	20
2.91	2	1	9	53	55.2	52	4	18	51	Reliever	3.10	16	11	14	175	244.0	215	27	84	201

FRONT OFFICE

Ballpark Breakdown

	ERA	W	L	S	G	IP	H	HR	ER	SO
Ameritrust Field	5.74	2	1	3	15	31.1	36	5	20	17
Angel Stadium of Anaheim	4.15	0	0	1	8	8.2	7	1	4	6
AT&T Park	0.00	1	0	0	2	3.0	1	0	0	3
Busch Stadium I	27.00	0	0	0	1	0.2	4	0	2	0
Camden Yards	0.00	0	0	0	4	5.0	4	0	0	3
Comerica Park	0.00	1	0	0	3	7.1	4	0	0	6
Fenway Park	1.17	0	0	0	9	15.1	8	0	2	19
Jacobs Field	10.38	0	1	0	5	4.1	8	2	5	8
Kauffman Stadium	13.50	0	0	0	3	2.2	6	1	4	2
McAfee Coliseum	2.67	13	5	8	89	134.2	110	13	40	100
Metrodome	1.04	0	1	0	5	8.2	6	0	1	10
PETCO Park	18.00	0	0	0	1	1.0	4	0	2	1
RFK Stadium	0.00	0	0	0	2	2.0	0	0	0	2
Rogers Centre	5.79	1	0	1	3	4.2	4	2	3	4
Safeco Field	4.05	0	2	1	15	20.0	22	2	9	24
Tropicana Field	0.90	0	0	0	8	10.0	7	1	1	7
Turner Field	9.00	0	1	0	2	3.0	5	2	3	4
U.S. Cellular Field	3.60	0	1	0	3	5.0	6	0	2	4
Yankee Stadium	13.50	0	1	0	2	1.1	3	1	2	1

Fielding Statistics

Pitcher	Year	Pct.	G	PO	A	E	TC	DP
2001	1.000	5	1	0	0	1	0	0
2003	1.000	4	0	3	0	3	0	3
2004	1.000	53	5	20	0	25	1	3
2005	.833	65	1	14	3	18	3	1
2006	1.000	53	4	12	0	16	0	0
Totals	.952	180	11	49	3	63	4	4

2007 ATHLETICS

REVIEW

Duchscherer's Career Highs

Low Hit Complete Game: None
Innings Pitched: 7.0, September 9, 2003 vs. Anaheim. As reliever: 5.0 (three times), last: August 27, 2004 vs. Tampa Bay
Hits: 7 (twice), last: September 14, 2003 at Texas. As reliever: 6 (twice), last: June 26, 2004 vs. San Francisco
Runs: 6, September 25, 2001 vs. Seattle. As reliever: 5, September 5, 2001 vs. Minnesota
Earned Runs: 6, September 25, 2001 vs. Seattle. As reliever: 5, September 5, 2001 vs. Minnesota
Walks: 2 (15 times), last: September 28, 2006 at Los Angeles (AL)
Strikeouts: 6, September 9, 2003 vs. Anaheim. As reliever: 4 (four times), last time: October 2, 2005 at Seattle
Home Runs: 2 (six times), last time: June 11, 2005 at Atlanta
Longest Winning Streak: 4 (twice), last: September 13, 2004 to April 27, 2005
Longest Losing Streak: 3, July 21 to August 12, 2004
Longest Scoreless Streak: 14.0, September 24, 2005 to April 18, 2006

RECORDS


HISTORY

Scott Dunn

56

Right-Handed Pitcher

Height/Weight: 6-3 / 200 **Bats/Throws:** Right / Right
Birthdate: May 23, 1978 **Opening Day Age:** 28
Birthplace/Resides: San Antonio, Texas / San Antonio, Texas
Major League Service: 60 days
Obtained: Signed as a free agent, November 15, 2006
Contract Status: First year of a one-year contract through 2007.



OPPONENTS

2006 Highlights

Was with the Los Angeles Angels during the spring before he was claimed on waivers by Tampa Bay...went 1-0 with an 11.74 ERA in seven relief appearances for the Devil Rays before he was outrighted to Triple-A Durham on May 2...finished the season with the Bulls, going 4-2 with a 2.73 ERA in 38 games, one start...was 0-2 with a 10.57 ERA in six spring training appearances for the Angels when he was optioned to Salt Lake on March 28...was designated for assignment on April 1 and claimed on waivers by the Devil Rays on April 5...allowed a .436 opponents batting average in his seven major league appearances, including .438 (7 for 16) against left-handers and .435 (10 for 23) against right-handers...his opponents average dropped to .167 (3 for 18) with runners in scoring position...first batters faced were 0 for 5 with two walks and he allowed 4 of his 6 (66.7%) inherited runners to score...picked up the win in his Tampa Bay debut on April 7 at Toronto, allowing a run on four hits in 1.1 innings...followed that with three straight scoreless outings from April 10 to 16 (4.1 ip)...then allowed nine runs over his final three outings (2.0 ip, 40.50 ERA) and was designated for assignment on April 27...was sent outright to Durham on May 2...walked just 28 and struck out 70 in his 66.0 innings at Durham...allowed just two home runs or one per 33.0 innings...led all Bulls pitchers with 13 wild pitches...held the opposition to a .228 batting average, including .224 (22 for 98) by left-handed hitters and .230 (35 for 152) by right-handed hitters...his opponents average fell to .139 (11 for 79) with runners in scoring position, including 0 for 14 with the bases loaded...was 2-1 with a 3.32 ERA (14 er in 38.0 ip) and .255 (38 for 149) opponents batting average at home and 2-1 with a 1.93 ERA (6 er in 28.0 ip)

PLAYER DEVELOPMENT

MISCELLANEOUS

and .188 (19 for 101) opponents batting average in 15 outings on the road...had a 1.08 ERA (2 er in 16.2 ip) in the eighth and ninth innings...tossed at least 1.0 innings in all but one of his outings and pitched 2.0 or more innings in 22 of his 38 outings...including a season high 3.0 scoreless innings on July 21 at Toledo...did not allow a run in 11 of his first 14 outings through June 12 for a 1.61 ERA (4 er in 22.1 ip)...then made his only start of the season on June 19 against Charlotte, a no decision in the Bulls 4-2 win (2.0 ip, 2 h, 1 r, 1 er, 3 bb, 2 so)...picked up his first win of the season on July 2 against Syracuse when he struck out a season high tying four batters in 2.0 innings...also picked up the win in consecutive outings on July 24 at Toledo and July 26 at Columbus...finished July with a 3-1 record and a 2.21 ERA (5 er in 20.1 ip)...ended the season by going 1-1 with a 4.02 ERA (7 er in 15.2 ip) in 10 games in August.

Career

2005—Spent the entire season at Triple-A Salt Lake...finished his campaign with a 5-7 record, nine saves and a 3.82 ERA in 47 games, six starts...led Stingers in games pitched and strikeouts (98)...his nine saves ranked third on club...six of first eight appearances came as a starter...posted a 1-3 record with a 6.82 ERA (23 er in 30.1 ip) as starter and a 4-4 mark with a 2.48 ERA (17 er in 61.2 ip) as reliever...had a 2-2 record, six saves and 2.53 ERA (12 er in 42.2 ip) in 24 games on the road...was 2-1 with three saves and a 0.77 ERA (2 er in 23.1 ip) in his final 14 appearances of season...his longest outing was 8.0 innings on May 3 at Portland...his strikeout high was five (six times), including August 29 vs. Colorado Springs in a two-inning relief victory...opponents batted .242 against him.

2004—Began the season at Triple-A Salt Lake...posted a 10-4 record with one save and a 3.21 ERA in 46 games, six starts, for the Stingers...ranked second on the club in wins, tied for the lead in games pitched and led Stingers with .714 winning percentage...was 3-1 with a 1.86 ERA as a starter and 7-3 with a 3.86 ERA as a reliever...posted a 6-1 record and a 1.84 ERA (9 er in 44.0 ip) in 21 road games...won eight of his final 10 decisions overall...his final five appearances came as starter...his lone save came on June 23 vs. Las Vegas...had his contract selected by the Angels on September 2...took the place of Tim Salmon, who was transferred to 60-day DL, on the 40-man roster...appeared in three games, posting no record and a 9.00 ERA (7 h, 3 r, 3 er, 1 bb, 2 so, 1 wp)...made his Major League debut on September 11 vs. Chicago (0.2 ip).

2003—Pitched for four teams, three organizations, and was involved in two trades...began his season at Double-A Chattanooga, posting a 3-2 record with eight saves and a 3.79 ERA in 31 games...was traded to the Chicago White Sox on July 5, for second baseman D'Angelo Jimenez...appeared in eight games at Double-A Birmingham, posting a 3-1 record, one save and a 1.69 ERA...was then traded to the Angels' organization with left-handed pitchers Gary Glover and Tim Bittner on July 30, in exchange for left-handed pitcher Scott Schoeneweis and right-handed pitcher Doug Nickle...split the remainder of season at Double-A Arkansas and Triple-A Salt Lake, combining to post a 1-0 record and a 7.11 ERA in nine games.

2002—Spent the entire season at Chattanooga, registering a 5-7 record with one save and a 3.92 ERA in 37 games, 12 starts...12 of his first 14 appearances came as starter, before pitching exclusively from the bullpen for the remainder of season...was 4-3 with a 4.87 ERA as a starter and 1-4 with a 2.56 ERA as a reliever...earned his first career save on July 4 vs. Mobile.

2001—Split his season between Single-A Mudville and Chattanooga...combined to finish 12-5 with a 3.36 ERA in 27 starts...led the organization with 160 strikeouts...also ranked tied for second in wins and fifth in ERA...posted a 5-3 record with one complete game shutout and a 2.11 ERA in 10 starts at Mudville...recorded a season-high 12 strikeouts in 6.0 innings on May 22 vs. Greenville...named California League Pitcher of the Week, May 21-27...promoted to Chattanooga on May 30 and compiled a 7-2 record and a 4.12 ERA in 17 starts...led the Southern League with 71 walks.

2000—Spent the entire season at Single-A Clinton...compiled an 11-3 record with two complete games, one shutout and a 3.96 ERA in 26 starts...set career bests in wins, starts, complete games, shutouts (tied), innings pitched (147.2 ip) and strikeouts (159)...ranked second among Reds minor leaguers in wins, third in strikeouts and eight in ERA...among Midwest League leaders, he finished second in walks (89) and third in strikeouts...posted five games with 10 or more strikeouts...won 10 straight decisions over a 17-start span from May 20 to August 25...named ML Pitcher of the Week, July 30-August 5...tossed a perfect game on August 3 vs. Lansing...struck out 12 in the 7-0 win, which was the first perfect game in the Midwest League since Burlington's Albelino Pena on July 20, 1975 vs. Cedar Rapids (7.0 ip)...the league's only other perfect game was thrown by Dennis Ribant of Quac Cities on July 2, 1961 vs. Clinton.

1999—Began his professional career at Rookie Billings, posting a 1-3 record and a 4.31 ERA in nine games, eight starts.

Personal/Miscellaneous

Scott Allen Dunn was originally signed by Cincinnati scout Johnny Almaraz...graduated from Winston Churchill High School (San Antonio, TX) and the University of Texas (Austin, TX)...was originally selected by Florida in the 26th round of June, 1996 draft, but did not sign.

Lifetime Pitching Record

Year	Club	W	L	ERA	G	GS	CG	SHO	SV	IP	H	R	ER	HR	HB	BB	IBB	SO	WP	BK
1999	Billings	1	3	4.31	9	8	0	0	0	39.2	36	24	19	3	3	24	0	36	3	2
2000	Clinton	11	3	3.96	26	26	2	1	0	147.2	123	78	65	9	4	89	1	159	20	0
2001	Mudville	5	3	2.11	10	10	1	1	0	59.2	45	17	14	2	1	31	0	73	4	0
	Chattanooga	7	2	4.12	17	17	0	0	0	98.1	96	51	45	10	2	71	0	87	8	0
2002	Chattanooga	5	7	3.92	37	12	0	0	1	110.1	99	57	48	10	5	54	3	114	6	0
2003	Chattanooga	3	2	3.79	31	0	0	0	8	40.1	31	21	17	3	0	16	2	54	6	0
	Birmingham	3	1	1.69	8	0	0	0	1	10.2	8	2	2	0	0	5	2	14	0	0
	Arkansas	1	0	0.00	3	0	0	0	0	5.0	2	0	0	0	0	0	0	7	1	0
	Salt Lake	0	0	11.74	6	0	0	0	0	7.2	9	10	10	1	0	10	0	11	1	0
2004	Salt Lake	10	4	3.21	46	6	0	0	1	89.2	72	36	32	6	3	56	0	84	4	0
	ANAHEIM	0	0	9.00	3	0	0	0	0	3.0	7	3	3	0	0	1	0	2	1	0
2005	Salt Lake	5	7	3.82	47	6	0	0	9	92.0	83	44	39	7	1	41	0	98	5	0
2006	TAMPA BAY	1	0	11.74	7	0	0	0	0	7.2	17	10	10	2	2	4	0	4	3	0
	Durham	4	2	2.73	38	1	0	0	0	66.0	57	21	20	2	1	28	0	70	13	0
ML Totals		1	0	10.97	10	0	0	0	0	10.2	24	13	13	2	2	5	0	6	4	0

FRONT OFFICE
2007 ATHLETICS
REVIEW
RECORDS
HISTORY
OPONENTS
PLAYER DEVELOPMENT
MISCELLANEOUS

Career Transactions

1996 — Selected by the Florida Marlins organization in the 26th round of the free agent draft, June 2. **1999** — Selected by the Cincinnati Reds organization in the 10th round of the free agent draft, June 2. **2003** — Traded to the Chicago White Sox organization for second baseman D'Angelo Jimenez, July 6, 2003. Traded to the Anaheim Angels organization with pitchers Gary Glover and Tim Lincecum for pitchers Scott Schoeneweis and Doug Nickle, July 30. **2006** — Claimed on waivers by Tampa Bay, April 5. Declared minor league free agency, October 15; signed by the Oakland Athletics, November 15.

vs. The American League

2006											CAREER vs. TEAM										
ERA	W	L	SV	G	IP	H	HR	ER	SO		ERA	W	L	SV	G	IP	H	HR	ER	SO	
0.00	0	0	0	2	3.0	3	0	0	0	Baltimore	0.00	0	0	0	2	3.0	3	0	0	0	
54.00	0	0	0	1	0.1	1	0	2	0	Boston	54.00	0	0	0	1	0.1	1	0	2	0	
—	0	0	0	0	0.0	0	0	0	0	Chicago	0.00	0	0	0	2	1.2	0	0	0	0	
0.00	0	0	0	1	1.1	2	0	0	0	Kansas City	0.00	0	0	0	1	1.1	2	0	0	0	
INF	0	0	0	1	0.0	2	0	3	0	New York	INF	0	0	0	1	0.0	2	0	3	0	
—	0	0	0	0	0.0	0	0	0	0	Seattle	20.25	0	0	0	1	1.1	7	0	3	2	
21.60	0	0	0	1	1.2	5	1	4	3	Texas	21.60	0	0	0	1	1.2	5	1	4	3	
6.75	1	0	0	1	1.1	4	1	1	1	Toronto	6.75	1	0	0	1	1.1	4	1	1	1	

Monthly Breakdown

2006											CAREER by MONTH										
ERA	W	L	SV	G	IP	H	HR	ER	SO		ERA	W	L	SV	G	IP	H	HR	ER	SO	
11.74	1	0	0	7	7.2	17	2	10	4	April	11.74	1	0	0	7	7.2	17	2	10	4	
—	0	0	0	0	0.0	0	0	0	0	September	9.00	0	0	0	3	3.0	7	0	3	2	

Pitching Breakdown

2006											CAREER by CATEGORY										
ERA	W	L	SV	G	IP	H	HR	ER	SO		ERA	W	L	SV	G	IP	H	HR	ER	SO	
0.00	0	0	0	3	4.1	5	0	0	0	Home	3.68	0	0	0	6	7.1	12	0	3	2	
27.00	1	0	0	4	3.1	12	2	10	4	Road	27.00	1	0	0	4	3.1	12	2	10	4	
0.00	0	0	0	1	1.1	2	0	0	0	Day	0.00	0	0	0	2	2.1	2	0	0	0	
14.21	1	0	0	6	6.1	15	2	10	4	Night	14.04	1	0	0	8	8.1	22	2	13	6	
40.50	0	0	0	3	2.0	8	1	9	3	Grass	21.60	0	0	0	6	5.0	15	1	12	5	
1.59	1	0	0	4	5.2	9	1	1	1	Turf	1.59	1	0	0	4	5.2	9	1	1	1	
11.74	1	0	0	7	7.2	17	2	10	4	Pre-All Star	11.74	1	0	0	7	7.2	17	2	10	4	
—	0	0	0	0	0.0	0	0	0	0	Post-All Star	9.00	0	0	0	3	3.0	7	0	3	2	
—	0	0	0	0	0.0	0	0	0	0	Starter	—	0	0	0	0	0.0	0	0	0	0	
11.74	1	0	0	7	7.2	17	2	10	4	Reliever	10.97	1	0	0	10	10.2	24	2	13	6	

Ballpark Breakdown

	ERA	W	L	S	G	IP	H	HR	ER	SO
Ameritrust Field	21.60	0	0	0	1	1.2	5	1	4	3
Angel Stadium	9.00	0	0	0	3	3.0	7	0	3	2
Fenway Park	54.00	0	0	0	1	0.1	1	0	2	0
Rogers Centre	6.75	1	0	0	1	1.1	4	1	1	1
Tropicana Field	0.00	0	0	0	3	4.1	5	0	0	0
Yankee Stadium	INF	0	0	0	1	0.0	2	0	3	0

Fielding Statistics

Pitcher								
YEAR	PCT.	G	PO	A	E	TC	DP	
2004	—	3	0	0	0	0	0	0
2006	—	7	0	0	0	0	0	0
Totals	—	10	0	0	0	0	0	0

Dunn's Career Highs

Low Hit Complete Game: None
Innings Pitched: 2.0, April 10, 2006 vs. Baltimore
Fewest Innings Pitched, Starter: None
Hits: 7, September 22, 2004 vs. Seattle
Runs: 4, April 21, 2006 at Texas
Earned Runs: 4, April 21, 2006 at Texas

Walks: 2, April 16, 2006 vs. Kansas City
Strikeouts: 3, April 21, 2006 at Texas
Home Runs: 1 (twice), last: April 21, 2006 at Texas
Longest Winning Streak: 1, April 7, 2006 to present
Longest Losing Streak: None
Longest Scoreless Streak: 4.1, April 10 to 16, 2006

Mark Ellis

43



Second Base

Height/Weight: 5-11 / 190

Bats/Throws: Right / Right

Birthdate: June 6, 1977

Opening Day Age: 29

Birthplace/Resides: Rapid City, South Dakota / Scottsdale, Arizona

Major League Service: 4 years, 136 days

Obtained: Acquired from Kansas City with Johnny Damon and cash as part of a three-team seven-player deal, January 8, 2001. The A's traded Ben Grieve and cash to Tampa Bay and A.J. Hinch, Angel Berroa and cash to Kansas City. Tampa Bay traded Roberto Hernandez to Kansas City and Cory Lidle to Oakland.

Contract Status: Second year of a two-year contract through 2007 with a club option for 2008.

2006 Highlights

Set a major league record for fielding percentage by a second baseman with a mark of .997...committed just two errors in 123 games and 632 total chances...broke the record by .00013 points as he had a mark of .99684 to top the previous record of .99671 set by Cincinnati's Bret Boone in 1997 (two errors in 607 chances)...batted .249 with 11 home runs and a career high tying 52 RBI in 124 games...his 11 home runs fell two short of his best of 13 from last year...now has 39 career home runs, which are the most ever by a Major Leaguer born in South Dakota...37 of his home runs have come as a second baseman, which is two short of the Oakland record of 39 set by Dick Green...also had career highs in sacrifice flies (7), hit by pitches (8) and grounded into double plays (13)...led the A's in sacrifice flies and tied for the team lead in sacrifice hits (4)...batted .278 (25 for 90) against left-handed pitchers and .242 (85 for 351) against right-handers...his average dropped to .207 (23 for 111) with runners in scoring position, which ranked fourth lowest in the American League...entered the season with a .305 (85 for 179) career average with RISP...however, was 4 for 11 (.364) with 13 RBI with the bases loaded...was batting .219 (43 for 196) with three home runs and 13 RBI in 53 games at the All-Star Break...then hit .273 (67 for 245) with eight home runs and 39 RBI in 71 games after the break...now has 11 home runs and 62 RBI in 229 career games before the break and 28 home runs and 129 RBI in 269 games after the break...started games at every spot in the order except fourth and fifth and made a team leading 52 starts batting ninth (43 for 171, .251)...hit eight of his 11 home runs from the nine spot and he tied for second in the AL in home runs from the nine spot in the order (Inge, DET 14)...six of his 11 home runs came with runners on base (five two-run, one three-run) and six either tied the game or put the A's ahead...the A's were 9-2 in games in which he homered and are 31-8 (.795) when he homers in his career...appeared in 123 games at second base where he made a team leading 121 starts...also appeared in one game at first base...has now appeared in 476 games in his career at second base, which is third most in Oakland history behind Green (721) and Tony Phillips (529)...committed his first error of the season on May 18 against Seattle, snapping a then career high 41-game errorless streak dating back to his last error on September 23, 2005 at Texas...did not make his second error until August 26 at Texas for a career best 58-game errorless streak...it was the fifth longest errorless streak in Oakland history by a second baseman...finished the season with a 31-game errorless streak...has made just two errors in his last 132 games at second base...got off to a slow start as he hit .192 (15 for 78) in 21 games in April...was batting .189 entering play on May 7 but was a perfect 4 for 4 that day against Tampa Bay, matching his career high for hits (third time)...followed that with singles in his first three at bats in the next game on May 9 at Toronto, giving him seven consecutive hits...that fell one short of the Oakland record of eight...had a career high tying 10-game hitting streak from May 4 to 16 and hit .450 (18 for 40) during the streak...that boosted his average to a season high .266 but he went 4 for 40 (.100) over his next 11 games before breaking his right thumb on May 30 against Kansas City...was placed on the 15-day disabled list on June 1, retroactive to May 31, and went 2 for 12 (.167) with two RBI in a four-game rehab assignment with Triple-A Sacramento from June 26 to 29 before he was reinstated from the DL on June 30...missed 26 games while on the DL...had a career high tying five RBI on July 14 at Boston (also September 21, 2003 vs. Seattle)...it was the only five-RBI game by an Athletic in 2006...hit his 33rd career home run on July 18 at Baltimore, breaking Dave Collins' record for most home runs by a player born in South Dakota...hit just .186 (16 for 86) in July, the lowest one-month batting average of his career...was batting .212 (57 for 269) with five home runs and 26 RBI in 75 games through August 6...then hit .308 (53 for 172) with six home runs and 26 RBI over his final 49 games...made his third career appearance at first base on August 9 against Texas, his first since July 27, 2005 against Cleveland...batted .284 (25 for 88) with five home runs and 16 RBI in 27 games in August...the RBI were his most ever in a month and the home runs matched his most from August and September of 2005...now has 14 home runs and 51 RBI in his career in August, his most for any month of the season...has just 25 home runs in the other five months of the season...had back-to-back two double games on September 25 and 26 at Seattle...started the first two games of the ALDS against Minnesota and was 2 for 7 (.286) before breaking his right index finger in his ninth inning at bat in Game 2 against Joe Nathan at Minnesota...missed the remainder of the postseason.

Highest Fielding Percentage by a Second Baseman in Major League History

1.	Ellis, OAK (2006)	.99684
2.	Boone, CIN (1997)	.99671
3.	Grich, CAL (1985)	.99670
4.	Oquendo, STL (1990)	.996
5.	Sandberg, CHI (1991)	.995

Career—Was one of the top comeback stories in baseball as he hit a career high .316 after missing the entire 2004 season with a torn labrum in his right shoulder...did not qualify for the league leaders but, based on a minimum of 400 plate appearances, his batting average ranked fifth in the American League and eighth in Oakland history...led the A's in batting, slugging (.477) and on-base percentage (.384)...his slugging percentage was the lowest by an A's team leader since Jose Canseco led the A's with a .457 slugging percentage in 1986...also led the A's in triples (5) and tied for the team lead in sacrifice hits (4)...in addition to posting career highs in batting, slugging and on-base percentage, he also had bests in home runs (13) and total bases (207) and matched his bests in hits (137), triples and RBI (52)...appeared in just 122 games as he shared second base duties with Marco Scutaro and Keith Ginter the first half of the season...started just 47 of the A's first 92 games at

Career

2005—Was one of the top comeback stories in baseball as he hit a career high .316 after missing the entire 2004 season with a torn labrum in his right shoulder...did not qualify for the league leaders but, based on a minimum of 400 plate appearances, his batting average ranked fifth in the American League and eighth in Oakland history...led the A's in batting, slugging (.477) and on-base percentage (.384)...his slugging percentage was the lowest by an A's team leader since Jose Canseco led the A's with a .457 slugging percentage in 1986...also led the A's in triples (5) and tied for the team lead in sacrifice hits (4)...in addition to posting career highs in batting, slugging and on-base percentage, he also had bests in home runs (13) and total bases (207) and matched his bests in hits (137), triples and RBI (52)...appeared in just 122 games as he shared second base duties with Marco Scutaro and Keith Ginter the first half of the season...started just 47 of the A's first 92 games at

second base and 62 of the final 70...earned his playing time later in the season as he was batting .277 with 14 RBI and 19 runs scored in 56 games before the All-Star Break...then hit .344 with 38 RBI and 57 runs scored in 66 games after the break...ranked third in the AL in batting after the All-Star Break and had the fifth best post-break batting average in Oakland history...was fourth in the AL in runs scored after the break and tied for fourth in triples (4)...hit 12 of his 13 home runs after the break...hit .316 as a second baseman which was the second best batting average among Major League second basemen...ranked third among AL second basemen with a .989 (6 errors in 542 total chances) fielding percentage...also appeared in seven games (five starts) at shortstop and made his professional debut at first base (two games)...had never hit higher than .300 in one month before hitting .304 in June...followed that up by hitting .323 in July, .310 in August and .368 in September...hit just three home runs over his first 85 games but slugged 10 over his final 37 contests...the A's were 11-2 in games in which he homered...started games at every spot in the order except four and five...had his best success in the leadoff spot where he made 27 starts and hit .386 with 28 runs scored, six home runs (.632 slugging percentage) and 11 walks (.453 on-base percentage)...had 36 multiple hit games, including 14 of three or more which tied Eric Chavez for the team lead...hit .313 with runners in scoring position...batted .313 against left-handed pitching and .317 against right-handers...hit .352 during day games and .357 in nine interleague games...tied an Oakland record with two sacrifice hits on April 27 against Chicago...committed his first error of the season on May 2 against Texas, snapping a 35-game errorless streak as a second baseman dating back to September 7, 2003...made his professional debut at first base on May 14 against New York...hit safely in each of his first nine games after the All-Star Break (14 for 32, .438) which equaled his longest hitting streak of the season...also hit safely in nine straight games from August 31 to September 9 (16 for 34, .471)...went 3 for 6 with two doubles and four RBI on August 6 at Kansas City to boost his average to .300...average never dropped under .300 the rest of the way...had four three-hit games over a five-game span from August 6 to 11...had just three home runs through games of August 23 but then homered in consecutive games on August 24 and 25 at Detroit and three straight games from August 27-29 at Baltimore, giving him five home runs and nine RBI over a six-game span...the home run on the 24th led off the game, his second career lead-off home run...finished August with five home runs and 15 RBI in 23 games, his most home runs and RBI in a month in his career...then hit five more home runs in September...had his second career four-hit game on September 9 at Texas...that was part of a 13-game stretch from September 6 to 20 where he batted .482 (27 for 56) with 10 multiple hit games, including five games of three or more hits...ended up batting .368 with 23 runs in 27 games in September...had the best on-base percentage in the AL in September (.446), tied for second in runs scored, was third in batting and tied for third in hits.

2004—Dislocated his right shoulder during Spring Training and a subsequent MRI revealed a torn labrum in his right shoulder...missed the entire season...the injury occurred on March 25 in Phoenix against the Chicago Cubs when he and Bobby Crosby dived for a hit up the middle by Sammy Sosa and collided...was placed on the 15-day disabled list retroactive to March 26 and was transferred to the 60-day disabled list on September 3.

2003—Spent the entire season with the A's and batted .248 with nine home runs and 52 RBI in 154 games...led the A's in sacrifice hits (9) and tied for second in triples (5)...ranked tied for seventh in the American League in sacrifice hits and was eighth in pitches per plate appearance (4.07)...appeared in 153 games at second base which was third most in Oakland history...led Major League second basemen in total chances (793) and putouts (324)...committed 14 errors which was fourth among AL second basemen and he had the fifth best fielding percentage (.982)...had a 31-game errorless streak from May 31 to July 6...seven of his home runs were solo shots, four either tied the game or put the A's ahead, and the final seven all came in Oakland...batted .217 against left handed pitching which ranked ninth lowest in the AL...was 8 for 19 (.421) with the bases loaded and hit his first career grand slam on September 21 against Seattle (Sasaki)...made a team leading 64 starts batting leadoff and hit .264 with a .324 on-base percentage...set an Oakland record for doubles in April with 11, topping the 10 by Joe Rudi (1974) and Scott Spiezo (1997)...hit his first career leadoff home run on April 25 against Cleveland...had a career high four hits on April 6 against Anaheim...had a career high 10-game hitting streak from July 24 to August 2 (11 for 41, .268)...had a career high five RBI on September 21 against Seattle...had a 51-game, 172-at bat homerless streak from June 17 through August 15...started all five games at second base against Boston in the AL and was 2 for 17 (.118).

2002—Had two stints with the A's and took over as Oakland's starting second baseman during his second stint in just his fourth professional season...started a team leading 83 games at second base, made seven starts and third base and one start at shortstop...batted .272 in 98 games and added 44 walks for a .359 on-base percentage...was named to the Topps Major League Rookie All-Star team as the second baseman...ranked second among American League rookies in runs scored (58), fourth in batting, on-base percentage and walks, tied for fourth in triples (4), tied for fifth in multiple hit games (23), sixth in hits (94) and seventh in doubles (16)...tied for the A's team lead in triples and led the club with eight sacrifice hits...tied for sixth among all AL players in sacrifice hits...his batting average improved to .324 with runners in scoring position...batted leadoff a team leading 54 times...hit six home runs, all of which came in Oakland...began the season at Triple-A Sacramento but was called up by Oakland on April 7 when Randy Velarde went on the disabled list...made his Major League debut on April 9 at Texas as a pinch runner but did not play again until April 18 against Anaheim when he made his first ML start and professional debut at third base...singled off Ramon Ortiz in the seventh inning for his first Major League hit...was optioned back to Sacramento on April 26 after going 1 for 4 in four games with the A's...hit .243 in 18 games during his second stay with the River Cats and had a .298 batting average in 21 games overall when the A's called again on June 6...spent the remainder of the season with Oakland...started 83 of the A's final 102 games at second...had back-to-back three hit games on June 11 and 12 against Milwaukee, the first multiple hit games of his career...hit his first ML home run on June 28 against San Francisco off Jay Witasick, a solo shot in the sixth inning...had an Oakland record tying two triples on August 3 against Detroit...started all five games of the Division Series against Minnesota at second base and batted .368 (7 for 19) with a home run and four RBI...had three hits in Game 2 and the homer was a three-run shot in the bottom of the ninth inning of the A's 5-4 loss in Game 5.

2001—Was acquired by the A's organization prior to the season as part of the Johnny Damon trade and spent the entire season at Triple-A Sacramento...led the River Cats in doubles (38) and ranked second in hits (129) and stolen bases (21)...his .273 batting average broke down to .269 against left-handers and .274 against right-handers...average improved to .305 with runners in scoring position and two outs...appeared in 131 of Sacramento's 144 games at shortstop...committed 19 errors after making 31 in 2000...batted .317 in June and .311 in July...hit .158 (3 for 19) in five playoff games for Sacramento...played for Phoenix in the Arizona Fall League and hit .308 in 30 games...added 21 walks for a .421 on-base percentage and also stole nine bases.

2000—Spent most of the season at Single-A Wilmington but was moved up to Double-A Wichita on August 28...batted a combined .302 with 66 RBI and 83 walks in 139 games...added 28 doubles which led the Royals farm system...was named to the Carolina League Post-Season All-Star team after leading the league in hits (146) and on-base percentage (.404) and ranking second in batting (.302)...topped all league

Career Home Run Leaders

Born In South Dakota

39	Mark Ellis
32	Dave Collins
17	Carroll Hardy
16	Terry Francona
10	Jason Kubel

Oakland Second Baseman

39	Dick Green
37	Mark Ellis
29	Tony Phillips
27	Davey Lopes
25	Scott Spiezio

shortstops in putouts (219) and double plays (78) but also led the league in errors (31)...appeared in 132 games at Wilmington and led the Blue Rocks in runs (83), hits, doubles (27), walks (78) and stolen bases (25) while tying for the team lead in triples (4)...best month of the season was May when he hit .350 with 20 RBI...that included a 5 for 5 performance on May 9 at Fresno...finished the year at Wichita where he hit .318 in seven games.

1999—Was named to the Northwest League All-Star team and the Topps Class-A Short Season/Rookie League All-Star team as a shortstop in his first professional season...tied for the league lead in runs scored (67) and led NL shortstops in fielding percentage (.958) and putouts (138)...ranked seventh in batting (.327)...led the Northwest League Champion Spokane team in runs, hits (92), walks (47) and stolen bases (21)...had a 13-game hitting streak from June 24 to July 6 (22 for 44, .500)...later hit safely in 12 straight from August 5 to 17 (18 for 50, .360).

Personal/Miscellaneous

Mark William Ellis...graduated from Stevens HS (SD) in 1995...attended the University of Florida...played third base as a freshman and sophomore, hitting .351 in 1996 and .326 with 11 HR and 45 RBI in 1997...moved to shortstop as a junior and hit .338 with 14 HR and 51 RBI in 1998 and then hit .344 with 10 HR, 42 RBI and 20 stolen bases as a senior...originally signed by Kansas City scout Cliff Pastornicky...wife's name is Sarah.

Lifetime Playing Record

Year	Club	AVG.	G	AB	R	H	2B	3B	HR	RBI	SH	SF	HP	BB	SO	SB	CS	SLG	OBP	E
1999	Spokane	.327	71	281	67	92	14	0	7	47	5	4	3	47	40	21	7	.452	.424	16
2000	Wilmington	.302	132	484	83	146	27	4	6	62	4	3	7	78	72	25	7	.411	.404	31
	Wichita	.318	7	22	4	7	1	0	0	4	0	0	0	5	5	1	0	.364	.444	0
2001	Sacramento	.273	132	472	71	129	38	0	10	53	5	5	5	54	78	21	7	.417	.351	19
2002	Sacramento	.298	21	84	14	25	10	1	0	5	0	0	4	6	13	4	0	.440	.372	3
	OAKLAND	.272	98	345	58	94	16	4	6	35	8	3	4	44	54	4	2	.394	.359	11
2003	OAKLAND	.248	154	553	78	137	31	5	9	52	9	5	7	48	94	6	2	.371	.313	14
2004	OAKLAND																			
2005	OAKLAND	.316	122	434	76	137	21	5	13	52	4	0	4	44	51	1	3	.477	.384	6
2006	OAKLAND	.249	124	441	64	110	25	1	11	52	4	7	8	40	76	4	0	.385	.319	2
	Sacramento	.167	4	12	1	2	0	0	0	0	0	0	0	4	2	0	0	.167	.375	0
ML Totals		.270	498	1773	276	478	93	15	39	191	25	15	23	176	275	15	7	.405	.341	33

Career Transactions

1999 — Selected by the Kansas City Royals organization in the 9th round of the free agent draft, June 2. **2001** — Traded to Oakland with Johnny Damon and cash as part of a three-team seven-player deal in which the A's traded Ben Grieve and cash to Tampa Bay and A.J. Hinch, Angel Berroa and cash to Kansas City; Tampa Bay traded Roberto Hernandez to Kansas City and Cory Lidle to Oakland, January 8. **2004** — On disabled list, March 26 to October 20. **2006** — On disabled list, May 31 to June 30; included rehabilitation assignment to Sacramento, June 26 to 30.

Division Series Record

Year	Club/Opp.	AVG.	G	AB	R	H	2B	3B	HR	RBI	SH	SF	HP	BB	SO	SB	CS	SLG	OBP	E
2002	OAK vs. MIN	.368	5	19	1	7	2	0	1	4	0	0	0	1	2	0	0	.632	.400	1
2003	OAK vs. BOS	.118	5	17	2	2	0	0	0	0	0	0	1	4	7	0	0	.118	.318	1
2006	OAK vs. MIN	.286	2	7	0	2	0	0	0	0	0	0	0	0	2	0	0	.286	.286	0
Totals		.256	12	43	3	11	2	0	1	4	0	0	1	5	11	0	0	.372	.347	2

vs. The American League

2006	AVG.	AB	H	HR	RBI	CAREER vs. TEAM	AVG.	AB	H	HR	RBI
.364	22	8	2	6	Baltimore	.298	94	28	6	16	
.294	34	10	2	8	Boston	.340	94	32	2	13	
.263	19	5	0	3	Chicago	.213	80	17	1	11	
.294	17	5	0	1	Cleveland	.336	107	36	2	12	
.206	34	7	1	4	Detroit	.231	117	27	5	13	
.250	24	6	2	5	Kansas City	.229	96	22	2	17	
.125	56	7	0	1	Los Angeles	.215	237	51	4	15	
.100	20	2	0	0	Minnesota	.229	105	24	4	9	
.240	25	6	0	1	New York	.232	95	22	0	5	
—	0	0	0	0	Oakland	—	0	0	0	0	
.294	51	15	2	9	Seattle	.286	185	53	5	24	
.429	28	12	1	3	Tampa Bay	.344	90	31	2	8	
.226	62	14	1	7	Texas	.312	234	73	4	27	
.281	32	9	0	2	Toronto	.221	86	19	1	7	

vs. The National League

2006 AVG.	AB	H	HR	RBI	CAREER vs. TEAM	AVG.	AB	H	HR	RBI
.333	9	3	0	2	Arizona	.333	9	3	0	2
—	0	0	0	0	Atlanta	.167	18	3	0	0
—	0	0	0	0	Chicago	—	0	0	0	0
—	0	0	0	0	Cincinnati	.100	10	1	0	1
—	0	0	0	0	Colorado	—	0	0	0	0
—	0	0	0	0	Florida	.500	6	3	0	0
—	0	0	0	0	Houston	.143	7	1	0	1
—	0	0	0	0	Los Angeles	—	0	0	0	0
—	0	0	0	0	Milwaukee	.500	14	7	0	4
—	0	0	0	0	New York	.500	4	2	0	2
—	0	0	0	0	Philadelphia	.111	9	1	0	0
—	0	0	0	0	Pittsburgh	.267	15	4	0	0
—	0	0	0	0	St. Louis	—	0	0	0	0
—	0	0	0	0	San Diego	—	0	0	0	0
.125	8	1	0	0	San Francisco	.265	49	13	1	3
—	0	0	0	0	Washington	.417	12	5	0	1

Monthly Breakdown

2006 AVG.	AB	H	HR	RBI	CAREER by MONTH	AVG.	AB	H	HR	RBI
.192	78	15	2	9	April	.256	246	63	5	28
.256	86	22	1	2	May	.243	243	59	2	9
.667	3	2	0	2	June	.279	204	57	3	18
.186	86	16	2	12	July	.263	331	87	6	40
.284	88	25	5	16	August	.276	377	104	14	51
.295	95	28	1	11	September	.291	358	104	9	44
.400	5	2	0	0	October	.286	14	4	0	1

Batting Breakdown

2005 AVG.	AB	H	HR	RBI	CAREER by CATEGORY	AVG.	AB	H	HR	RBI
.256	215	55	7	30	Home	.275	844	232	25	108
.243	226	55	4	22	Road	.265	929	246	14	83
.242	157	38	3	14	Day	.276	617	170	13	69
.254	284	72	8	38	Night	.266	1156	308	26	122
.249	385	96	11	52	Grass	.272	1615	439	39	186
.250	56	14	0	0	Turf	.247	158	39	0	5
.219	196	43	3	13	Pre-ASG	.251	794	199	11	62
.273	245	67	8	39	Post-ASG	.285	979	279	28	129
.278	90	25	2	11	vs. LHP	.267	408	109	9	48
.242	351	85	9	41	vs. RHP	.270	1365	369	30	143
.207	111	23	2	39	RISP	.277	390	108	8	144
.364	11	4	0	13	Bases Loaded	.313	48	15	1	38
—	0	0	0	0	Pinch Hitter	.000	4	0	0	0
—	0	0	0	0	Designated Hitter	.000	1	0	0	0

Ballpark Breakdown

	AVG.	AB	H	HR	RBI		AVG.	AB	H	HR	RBI
Ameritrust Field	.364	129	47	2	15	Metrodome	.185	54	10	0	2
Angel Stadium of Anaheim	.191	115	22	1	5	PNC Park	.267	15	4	0	0
AT&T Park	.300	20	6	0	1	RFK Stadium	.667	3	2	0	0
Camden Yards	.236	55	13	4	10	Rogers Centre	.262	42	11	0	1
Cinergy Field	.100	10	1	0	1	Safeco Field	.269	104	28	2	10
Comerica Park	.214	56	12	2	5	Tropicana Field	.321	53	17	0	2
Dolphin Stadium	.500	6	3	0	0	Turner Field	.167	12	2	0	0
Fenway Park	.323	65	21	1	10	U.S. Cellular Field	.139	36	5	0	2
Jacobs Field	.318	44	14	0	2	Veterans Stadium	.111	9	1	0	0
Kauffman Stadium	.291	55	16	2	13	Yankee Stadium	.239	46	11	0	4
McAfee Coliseum	.275	844	232	25	108						

Fielding Statistics

First Base

YEAR	PCT.	G	PO	A	E	TC	DP
2005	1.000	2	3	0	0	3	0
2006	1.000	1	1	0	0	1	0
Totals	1.000	3	4	0	0	4	0

Second Base

YEAR	PCT.	G	PO	A	E	TC	DP
2002	.978	85	170	232	9	411	48
2003	.982	153	324	455	14	793	95
2005	.989	115	203	333	6	542	82
2006	.997	123	273	357	2	632	91
Totals	.987	476	970	1377	31	2378	316

Third Base

YEAR	PCT.	G	PO	A	E	TC	DP
2002	.926	7	7	18	2	27	0
Totals	.926	7	7	18	2	27	0

Shortstop

YEAR	PCT.	G	PO	A	E	TC	DP
2002	1.000	8	3	13	0	16	4
2005	1.000	7	6	15	0	21	4
Totals	1.000	15	9	28	0	37	8

Ellis' Career Highs

Hits: 4 (three times), May 7, 2006 vs. Tampa Bay; September 9, 2005 at Texas; April 6, 2003 vs. Anaheim
Runs: 3 (five times), last: May 4, 2006 vs. Cleveland
Doubles: 2 (11 times), last: September 26, 2006 at Seattle
Triples: 2, August 3, 2002 vs. Detroit
Home Runs: 1 (39 times), last: September 3, 2006 vs. Baltimore
Runs Batted In: 5 (twice), July 14, 2006 at Boston; September 21, 2003 vs. Seattle
Walks: 4, July 11, 2002 at Baltimore
Strikeouts: 3 (four times), last: September 5, 2006 vs. Texas
Stolen Bases: 1 (15 times), last: October 1, 2006 at Los Angeles (AL)
Hitting Streak: 10 (twice), last: May 4 to 16, 2006
Hitless Streak (At Bats): 17, April 29 to May 3, 2003

Ellis' Career Home Run Chart

Multi-Homer Games: None. **Three-Homer Games:** None. **Two-Homer Games:** None. **Grand Slams:** 1, September 21, 2003 vs. Seattle (Kazuhiro Sasaki). **Pinch-Hit Home Runs:** None. **Inside-The-Park Home Runs:** None. **Game Ending Home Runs:** None. **Lead Off Home Runs:** 2, August 24, 2005 at Detroit (Jeremy Bonderman); April 25, 2003 vs. Cleveland (Jason Davis)

Alan Embree

41

Left-Handed Pitcher

Height/Weight: 6-2 / 190

Bats/Throws: Left / Left

Birthdate: January 23, 1970


Opening Day Age: 37

Birthplace/Resides: Dalles, Oregon / Vancouver, Washington

Major League Service: 12 years, 59 days

Obtained: Signed as a free agent, December 6, 2006

Contract Status: First year of a two-year contract through 2008 with a club option for 2009.



2006 Highlights

Went 4-3 with a 3.27 ERA in 73 appearances in his second tour with the Padres...the appearances were a career high and tied for the Padres team lead...it marks the eighth consecutive season he has pitched in at least 60 games and he now has 708 games pitched in his career, which ranks 17th among pitchers who were active in 2006...his ERA was the third lowest mark of his career...allowed a .249 opponents batting average, which broke down to .240 (25 for 104) against left-handed hitters and .258 (25 for 97) against right-handers...allowed four home runs, three to right-handers...three of his four home runs were solo shots...held first batters faced to a .203 (14 for 69) batting average and issued just two walks for a .219 on-base percentage...the on-base percentage ranked second lowest among National League relievers to teammate Cla Meredith (.178)...allowed 11 of 45 (24.4%) inherited runners to score...struck out 53 batters in 52.1 innings, an average of 9.11 per nine innings...walked just 15 for a strikeout to walk ratio of 3.5 to 1...had a 4.45 ERA (15 er in 30.1 ip) in 38 appearances before the All-Star Break and then posted a 1.64 ERA (4 er in 22.0 ip) in 35 games after the break...posted a 4.88 ERA (13 er in 24.0 ip) and allowed a .293 (29 for 99) opponents batting average in 35 outings at Petco Park and had a 1.91 ERA (6 er in 28.1 ip) and a .206 (21 for 102) opponents batting average in 38 outings on the road...had a 1.33 ERA (3 er in 20.1 ip) and .171 (12 for 70) opponents average in 25 outings during the day and a 4.50 ERA (16 er in 32.0 ip) and .290 (38 for 131) opponents average in 48 games at night...compiled a 2.08 ERA (3 er in 13.0 ip) in 20 outings on no days rest and a 3.66 ERA (16 er in 39.1 ip) in his other 53 outings...tossed 1.0 inning or fewer in 69 of his 73 outings...recorded two outs or fewer in 41 of his outings...his season high was 2.2 innings on June 29 against Oakland when he also matched his season high with three strikeouts...was a non-roster invitee with San Diego during the spring and made the Opening Day Roster...did not allow a run in his first seven outings (7.2 ip, 1 h, 3 bb, 8 so) through April 18 but then allowed eight runs over his next five appearances from April 20 to May 1 for an 18.00 ERA (4.0 ip, 13 h, 1 bb, 4 so)...that put his ERA at 6.17 on May 1, but he posted a 2.43 ERA (11 er in 40.2 ip) over his final 61 outings...had an 11-game scoreless streak from May 27 to June 21 (8.0 ip)...finished June with a 1.50 ERA (2 er in 12.0 ip) in 14 appearances...did not allow an earned run over a 15-game stretch from July 17 to August 10 (9.2 ip) and compiled a 1.64 ERA (4 er in 22.0 ip) over his final 35 outings...including 1.50 (1 er in 6.0 ip) in 11 games in September...made one postseason appearance for the Padres and struck out the only batter he faced (Spiezio) in Game 3 of the Padres 3-1 win over St. Louis in the NLDS...it marked his seventh postseason with his fifth different organization...is now 1-0 with a 1.66 ERA (4 er in 21.2 ip) and .216 (16 for 74) opponents batting average in 31 career postseason appearances.

Career

2005—Opened the season with Boston, going 1-4 with one save and a 7.65 ERA in 43 games before being designated for assignment on July 19...signed as a free agent with New York (AL) on July 30...with the Yankees, went 1-1 with a 7.53 ERA in 24 games...was a combined 2-5 with one save and a 7.62 ERA in 67 relief appearances...the ERA was the highest among all American League relievers (min. 50 ip)...allowed a .297 opponents batting average, which included a .317 mark against left-handed hitters and .278 against right-handers...first batters faced hit .230 and he issued just three first batter walks...allowed 16 of 51 (31.4%) inherited runners to score...his opponents average increased to .349 with runners in scoring position...posted a 4.35 ERA in 12 games in April and a 3.86 ERA in 12 games in August...had an ERA above 6.00 in each of the other months, including a high of 14.54 in nine games in September...recorded his only save of the season on July 6 at Texas, when he struck out the final batter in the Red Sox 7-4 win.

2004—Made a career high 71 appearances with Boston and finished 2-2 with a 4.13 ERA...did not allow a run in 53 of 71 games...tied for seventh in the American League with 20 holds...retired 53 of 71 first batters faced (75 percent), while stranding 34 of 44 inherited runners, the ninth-best ratio in the AL...did not allow an earned run in 32 of his final 37 outings for a 2.84 ERA from June 23 through the end of the season...the Red Sox were 43-28 in games in which he appeared...joined Mike Timlin (76 appearances) and Keith Foulke (72) to give the Red Sox their first-ever trio of relief pitchers with 70 appearances in a single season...his 71 appearances tied for second most by a left-hander in Red Sox history...with 65 appearances in 2003, Embree joins Rob Murphy (1989-90) as just the second lefthander in Red Sox history to appear in 65 or more games in back-to-back campaigns...posted a 1.74 ERA in 12 April outings and a 4.71 ERA in 59 games the rest of the way...had a 6.75 ERA in 24 appearances in May and June, but recorded a strong second half, with a 3.09 ERA from July 1 through the end of the season...held left-handed hitters to a .240 average and righties hit .247...did not allow a run in eight appearances against the Yankees, surrendering only two hits in 7.1 innings...worked 8.1 innings of shutout ball in nine appearances against Baltimore...opponents were 0 for 7 with three strikeouts with the bases loaded and hit .212 in close-and-late situations...when he got two strikes on a hitter, allowed just a .168 average...tossed a scoreless inning with a season-high three strikeouts on April 8 at Baltimore in his 500th major league appearance...tossed a season high 2.0 innings April 24 at New York...did not allow a run in his final eight outings prior to the All-Star Break...did not issue a walk over his final 26 appearances beginning July 22 vs. Baltimore, covering 17.2 innings...appeared in 11 of the Red Sox' 14 post-season games, posting no record and a 2.46 ERA...worked a scoreless inning in two appearances (Games 1 and 3) in the ALDS vs. Anaheim...pitched in six of the seven games in the ALCS vs. the Yankees (all but Game 6) and recorded the final out of Game 7, inducing Ruben Sierra to ground out to second baseman Pokey Reese to close out the Red Sox' pennant-clinching 10-3 win...made three appearances in the World Series vs. St. Louis (Games 1, 2 and 4).

2003—Went 4-1 with a save and a 4.25 ERA in 65 relief appearances...topped 60 appearances for the fifth straight season...won four games for the second straight season, matching his career high...stranded 35 of 44 inherited runners, a 79.5 percent rate that ranked sixth among American League relievers...limited first batters to a .206 average and a .215 on-base percentage, which was seventh best in the AL...lefties batted .263 and righties hit .221...issued just two walks to lefthanders, while fanning 20...his four wins and one loss all came at home; his one save came on the road...went 4-1 with a save and a 5.60 ERA in 44 appearances at night and posted no record and a 1.83 ERA in 21 appearances during the day...opponents hit .184 with the bases empty and .315 with runners on base...allowed five runs in 3.2 innings over his first four outings and was placed on the 15-day disabled list with left shoulder tendinitis on April 9...returned April 29 and allowed three runs over his first three outings through May 2...starting with his outing May 5 at Kansas City, he went 3-1 with one save and a 3.24 ERA over his final 58 appearances...did not allow a run in 45 of those appearances, allowing a .218 average...tossed 3.0 scoreless innings in a 3-2, 14-inning win vs. Houston on June 15 to match his career high as a reliever...posted an 11.1 scoreless inning streak from June 14-July 1...posted a 2.25 ERA in 14 appearances in June and went 1-0 with a 2.45 ERA in 15 outings in August...notched his only save on September 19 at Cleveland, retiring his only batter faced...did not allow a home run over his last 25 outings beginning July 26, spanning 17.0 innings...earned a win and did not allow a run in eight postseason appearances (6.2 ip)...held the opposition to a .190 average...made three relief appearances in the ALDS vs. Oakland, and allowed one hit in 2.0 innings...pitched in five games of the ALCS vs. the Yankees and earned the Game 6 win at Yankee Stadium, working 1.2 innings of one-hit ball with one strikeout.

2002—Opened the season with the Padres, but was acquired by the Red Sox on June 23...overall, was 4-6 with two saves and a career-best 2.03 ERA in 68 appearances...his ERA ranked 11th among all Major League relievers...limited opponents to a .207 average...lefties hit just .156...allowed a .186 average with runners in scoring position and an .083 mark with runners in scoring position and two outs...fanned 81 in 62.0 innings, an average of 11.8 strikeouts per nine innings...was 3-4 with a 1.26 ERA in 36 games for San Diego...with the Red Sox, went 1-2 with two saves and a 2.97 ERA in 32 outings...on either side of the trade, worked 27.2 consecutive scoreless innings over 27 appearances from May 13-July 7...in his final outing as a Padre, the day before he was dealt to Boston, worked a season-high 3.0 innings and fanned a career-high seven in the June 22 contest vs. the Yankees...did not allow a hit in his first seven Red Sox outings, and worked shutout ball in his first eight Boston appearances...saved both ends of a doubleheader on July 2 vs. Toronto...was on the 15-day disabled list from July 14 to 29 with a left elbow inflammation...set down 18 batters in a row, 12 via strikeout, from August 7 to 24.

2001—Went 1-4 with a 7.33 ERA in 61 games for the Giants and White Sox...was dealt to Chicago on June 29...went on the 15-day disabled list with a sprained lower back on May 23 and did not pitch again until June 19...between the two stops, stranded 22 of 28 inherited runners...limited lefties to a .220 average and two homers, including a .180 mark with the White Sox...did not allow a run in 11 games (11.1 ip) August 18-September 10.

2000—Went 3-5 with a 4.95 ERA and two saves for the National League West Division champion Giants...did not allow a run in 20 of his last 23 outings and posted a 3.52 second half ERA...stranded 25 of 41 inherited runners (61 percent)...picked up his first win since June 20, 1999 on July 7 vs. St. Louis...tossed 2.0 perfect innings for his first Giants save May 29 vs. Philadelphia...also earned a save by stranding the tying runner in a 5-4 win September 6 vs. Philadelphia...did not allow a run or hit in 1.2 innings in the NLDS vs. the Mets...had arthroscopic surgery on his left elbow performed by Dr. Gary Fanton November 22.

1999—Pitched in 68 games in his first Giants season...ranked eighth in the National League with a team best .200 opponents batting average...ranked second in the NL with 22 holds...stranded 35 of 47 inherited runners (75 percent)...won his Giants debut April 5 vs. Cincinnati.

1998—Went 1-0 with a 4.34 ERA in 20 games for Atlanta before being acquired by Arizona on June 23...went 3-2 with a 4.11 ERA in 35 games on the Diamondbacks...worked scoreless relief in 14 of his first 15 appearances for Atlanta...offered scoreless relief in only one of his first five games with the Braves before being dealt...earned his first NL save with 2.0 scoreless innings July 19 vs. Colorado...was acquired by San Francisco on November 10.

1997—After seven seasons with the Indians, he was acquired by Atlanta on March 25...in his first full major league season, he posted a 2.54 ERA...stranded 37 of 43 inherited runners (86.0%), second in baseball to St. Louis' Tony Fossas...went 58 games without allowing a homerun to a lefthander September 15, 1995-June 14, 1997 before Baltimore's Rafael Palmeiro ended the run...pitched a scoreless inning in the NLCS vs. Florida.

1996—Opened in the majors for the first time, and enjoyed five stints with the Indians...went 4-1 with a 3.93 ERA in 20 games for Triple-A Buffalo...with Cleveland, limited lefties to a .186 average and no homers...stranded 19 of 24 inherited runners...was on the Disabled List from July 28 to September 6 with bursitis in his left hip...allowed a run in 1.0 inning in three games in the ALDS vs. Baltimore.

1995—Returned to the majors for the first time since 1992 with three Cleveland stints...registered a 0.89 ERA in 30 games for Triple-A Buffalo, including 21.1 scoreless innings from May 15-July 4...American Association managers voted his the best fastball in the league...recalled July 13 and earned his first career win in game one of a July 14 doubleheader vs. Oakland...claimed his first save August 21 at Toronto...posted a 2.45 ERA in five postseason games, as the Indians won their first pennant since 1954...has a 2.70 ERA in four World Series appearances vs. Atlanta.

1994—Pitched in 30 games for Double-A Canton-Akron...worked exclusively in relief for the first time for Sun Cities of the Arizona Fall League...posted a 2.08 ERA in 15 games.

1993—Limited to one game at Canton-Akron...a June 1 MRI revealed a torn medial collateral ligament in his left elbow...had surgery performed by Dr. James Andrews in Birmingham.

1992—After going 17-7 with a 2.85 ERA for Single-A Kinston and Canton-Akron, was 0-2 with a 7.00 ERA in four starts for Cleveland in his Major League debut...was recalled September 12 and lost his September 15 debut at Toronto...was rated the No. 2 prospect and the top pitching prospect in the Carolina League...led CL starters with 10.3 strikeouts per nine innings.

1991—Led Single-A Columbus with 10 wins, 155.1 innings pitched, 137 strikeouts and three complete games...tied for the team lead with 26 starts...the strikeouts were third most in the Cleveland organization.

1990—Began his professional career at Rookie-level Burlington, where he tied for the Appalachian League lead with 15 starts...ranked eighth in the league with a 2.64 ERA.

Personal/Miscellaneous

Alan Duane Embree...he and his wife Melanie have a son, Alan Christopher (10/7/97)...played baseball, basketball, football and volleyball at Prairie (WA) High School, where he was an all-conference pitcher and first baseman...did not pitch as a senior due to a left shoulder impingement.

Lifetime Pitching Record

Year	Club	W	L	ERA	G	GS	CG	SHO	SV	IP	H	R	ER	HR	HB	BB	IBB	SO	WP	BK
1990	Burlington	4	4	2.64	15	15	0	0	0	81.2	87	36	24	3	0	30	0	58	5	4
1991	Columbus	10	8	3.59	27	26	3	1	0	155.1	126	80	62	4	4	77	1	137	7	0
1992	Kinston	10	5	3.30	15	15	1	0	0	101.0	89	48	37	10	2	32	0	115	6	3
	Canton-Akron	7	2	2.28	12	12	0	0	0	79.0	61	24	20	2	2	28	1	56	2	1
	CLEVELAND	0	2	7.00	4	4	0	0	0	18.0	19	14	14	3	1	8	0	12	1	1
1993	Canton-Akron	0	0	3.38	1	1	0	0	0	5.1	3	2	2	0	0	3	0	4	0	0
1994	Canton-Akron	9	16	5.50	30	27	2	1	0	157.0	183	106	96	15	4	64	3	81	8	1
1995	Buffalo	3	4	0.89	30	0	0	0	5	40.2	31	10	4	0	1	19	2	56	0	0
	CLEVELAND	3	2	5.11	23	0	0	0	1	24.2	23	16	14	2	0	16	0	23	1	0
1996	CLEVELAND	1	1	6.39	24	0	0	0	0	31.0	30	26	22	10	0	21	3	33	3	0
	Buffalo	4	1	3.93	20	0	0	0	5	34.1	26	16	15	1	1	14	0	46	5	0
1997	ATLANTA	3	1	2.54	66	0	0	0	0	46.0	36	13	13	1	2	20	2	45	3	1
1998	ATLANTA	1	0	4.34	20	0	0	0	0	18.2	23	14	9	2	0	10	0	19	0	0
	ARIZONA	3	2	4.11	35	0	0	0	1	35.0	33	18	16	5	1	13	0	24	3	0
1999	SAN FRANCISCO	3	2	3.38	68	0	0	0	0	58.2	42	22	22	6	3	26	2	53	3	0
2000	SAN FRANCISCO	3	5	4.95	63	0	0	0	2	60.0	62	34	33	4	3	25	2	49	1	0
2001	SAN FRANCISCO	0	2	11.25	22	0	0	0	0	20.0	34	26	25	7	2	10	2	25	1	0
	Fresno	1	0	1.13	7	0	0	0	1	8.0	5	3	1	0	1	1	0	6	0	0
	CHICAGO (AL)	1	2	5.03	39	0	0	0	0	34.0	31	21	19	7	1	7	0	34	2	0
2002	SAN DIEGO	3	4	1.26	36	0	0	0	0	28.2	23	7	4	2	0	9	2	38	1	0
	BOSTON	1	2	2.97	32	0	0	0	2	33.1	24	12	11	4	1	11	1	43	0	0
2003	BOSTON	4	1	4.25	65	0	0	0	1	55.0	49	26	26	5	0	16	3	45	0	0
	Sarasota	0	0	13.50	1	1	0	0	0	0.2	2	1	1	0	0	0	0	2	0	0
2004	BOSTON	2	2	4.13	71	0	0	0	0	52.1	49	28	24	7	1	11	1	37	0	0
2005	BOSTON	1	4	7.65	43	0	0	0	1	37.2	42	33	32	8	1	11	2	30	1	1
	NEW YORK (AL)	1	1	7.53	24	0	0	0	0	14.1	20	14	12	2	1	3	1	8	0	0
2006	SAN DIEGO	4	3	3.27	73	0	0	0	0	52.1	50	21	19	4	0	15	2	53	0	0
AL Totals		14	17	5.21	325	4	0	0	5	300.1	287	190	174	48	6	104	11	265	8	2
NL Totals		20	19	3.97	383	0	0	0	3	319.1	303	155	141	31	11	128	12	306	12	1
ML Totals		34	36	4.58	708	4	0	0	8	619.2	590	345	315	79	17	232	23	571	20	3

Career Transactions

1989 — Selected by the Cleveland Indians organization in the fifth round of the June draft. **1993** — On disabled list, April 1 to June 2. On disabled list, June 3 to November 16. **1996** — On disabled list, August 1 to September 7; included rehabilitation assignment to Buffalo, August 6 to September 4. **1997** — Traded to the Atlanta Braves with Kenny Lofton in exchange for Marquis Grissom and David Justice, March 25. **1998** — Traded to the Arizona Diamondbacks for pitcher Russ Springer, June 23. Traded to the San Francisco Giants in exchange for Dante Powell, November 10. **2001** — On disabled list, May 23 to June 12; included rehabilitation assignment to Fresno, May 28 to June 12. Traded to the Chicago White Sox for Derek Haselhoff, June 29. Elected free agency, November 6. **2002** — Signed by the San Diego Padres, January 3. Traded to the Boston Red Sox with Andy Shibilo for Brad Baker and Dan Giese, June 23. On disabled list, July 14 to 29. **2003** — On disabled list, April 9 to 29; included rehabilitation assignment to Sarasota, April 26 to 29. **2005** — Released, July 27; signed by the New York Yankees, July 30. Elected free agency, November 3. **2006** — Signed by the San Diego Padres to a minor league contract, January 12. On disabled list, July 2 to 17. Elected free agency, October 29; signed by the Oakland Athletics, December 6.

Division Series Record

Year	Club/Opp.	W	L	ERA	G	GS	CG	SHO	SV	IP	H	R	ER	HR	HB	BB	IBB	SO	WP	BK
1996	CLE vs. BAL	0	0	9.00	3	0	0	0	0	1.0	0	1	1	0	1	0	0	1	0	0
2000	ATL vs. NY (NL)	0	0	0.00	2	0	0	0	0	1.2	0	0	0	0	0	0	0	0	0	0
2003	BOS vs. OAK	0	0	0.00	3	0	0	0	0	2.0	1	0	0	0	0	0	0	0	0	0
2004	BOS vs. TEX	0	0	0.00	2	0	0	0	0	1.0	0	0	0	0	0	1	0	0	0	0
2006	SD vs. STL	0	0	0.00	1	0	0	0	0	0.1	0	0	0	0	0	0	0	1	0	0
Totals		0	0	1.50	11	0	0	0	0	6.0	1	1	1	0	1	1	0	2	0	0

League Championship Series Record

Year	Club/Opp.	W	L	ERA	G	GS	CG	SHO	SV	IP	H	R	ER	HR	HB	BB	IBB	SO	WP	BK
1995	CLE vs. SEA	0	0	0.00	1	0	0	0	0	0.1	0	0	0	0	0	0	0	1	0	0
1997	ATL vs. FLA	0	0	0.00	1	0	0	0	0	1.0	0	0	0	0	0	1	0	1	0	0
2003	BOS vs. NY (AL)	1	0	0.00	5	0	0	0	0	4.2	3	0	0	0	0	0	0	1	0	0
2004	BOS vs. NY (AL)	0	0	3.86	6	0	0	0	0	4.2	9	2	2	0	0	1	1	2	0	0
Totals		1	0	1.69	13	0	0	0	0	10.2	12	2	2	0	0	2	1	5	0	0

World Series Record

Year	Club/Opp.	W	L	ERA	G	GS	CG	SHO	SV	IP	H	R	ER	HR	HB	BB	IBB	SO	WP	BK
1995	CLE vs. ATL	0	0	2.70	4	0	0	0	0	3.1	2	1	1	0	0	2	1	2	0	0
2004	BOS vs. STL	0	0	0.00	3	0	0	0	0	1.2	1	1	0	0	0	0	0	4	0	0
Totals		0	0	1.80	7	0	0	0	0	5.0	3	2	1	0	0	2	1	6	0	0

vs. The American League

2006 ERA	W	L	SV	G	IP	H	HR	ER	SO	CAREER vs. TEAM	ERA	W	L	SV	G	IP	H	HR	ER	SO
—	0	0	0	0	0.0	0	0	0	0	Baltimore	5.82	2	1	0	37	34.0	42	6	22	33
—	0	0	0	0	0.0	0	0	0	0	Boston	9.31	1	3	0	12	9.2	12	2	10	7
—	0	0	0	0	0.0	0	0	0	0	Chicago	4.15	0	0	0	6	4.1	4	1	2	2
—	0	0	0	0	0.0	0	0	0	0	Cleveland	6.27	1	1	1	21	18.2	13	3	13	21
—	0	0	0	0	0.0	0	0	0	0	Detroit	2.84	1	0	0	19	19.0	18	2	6	18
—	0	0	0	0	0.0	0	0	0	0	Kansas City	3.29	3	1	0	16	13.2	12	2	5	8
0.00	1	0	0	2	1.2	0	0	0	2	Los Angeles	6.86	1	4	0	22	21.0	22	3	16	16
—	0	0	0	0	0.0	0	0	0	0	Minnesota	9.88	0	1	0	16	13.2	22	2	15	19
—	0	0	0	0	0.0	0	0	0	0	New York	4.29	1	0	0	40	42.0	34	8	20	41
0.00	0	0	0	2	3.0	1	0	0	3	Oakland	1.78	3	1	0	25	25.1	14	2	5	22
7.71	0	1	0	3	2.1	4	1	2	4	Seattle	3.33	1	2	0	29	24.1	21	1	9	24
—	0	0	0	0	0.0	0	0	0	0	Tampa Bay	5.30	0	3	0	27	18.2	20	3	11	15
0.00	0	0	0	2	1.0	1	0	0	1	Texas	8.06	2	0	1	23	22.1	26	5	20	20
—	0	0	0	0	0.0	0	0	0	0	Toronto	4.06	1	2	3	44	44.1	37	7	20	34

Postseason Experience

Alan Embree made one postseason appearance for the San Diego Padres in last year's National League Division Series against the St. Louis Cardinals, facing one batter in Game 3 in St. Louis. It marked his seventh postseason with his fifth different organization. In 2004, he appeared in 11 of the Red Sox' 14 postseason games, including six appearances in the ALCS against New York. He recorded the final out of Game 7, inducing Ruben Sierra to ground out to second baseman Pokey Reese. In addition to San Diego and Boston, Embree has made postseason appearances with Cleveland, Atlanta and San Francisco. He is 1-0 with a 1.66 ERA (4er in 21.2ip) and a .216 (16-74) opponent batting average in 31 career postseason appearances.

vs. The National League

2006											CAREER										
ERA	W	L	SV	G	IP	H	HR	ER	SO	vs. TEAM	ERA	W	L	SV	G	IP	H	HR	ER	SO	
3.00	0	0	0	8	6.0	7	0	2	3	Arizona	3.72	1	1	0	26	19.1	20	2	8	21	
5.40	0	0	0	3	1.2	1	1	1	1	Atlanta	6.52	0	0	0	12	9.2	11	6	7	10	
3.38	0	0	0	4	2.2	2	0	1	2	Chicago	7.17	2	0	0	26	21.1	29	5	17	20	
0.00	0	0	0	3	1.1	0	0	0	0	Cincinnati	5.82	1	1	0	20	17.0	21	2	11	16	
0.00	0	0	0	8	7.0	1	0	0	11	Colorado	4.08	1	2	1	32	28.2	27	3	13	32	
0.00	0	0	0	3	2.1	2	0	0	1	Florida	1.54	0	0	0	15	11.2	9	0	2	8	
3.86	0	0	0	4	2.1	1	1	1	2	Houston	1.89	2	1	0	22	19.0	13	2	4	20	
3.18	1	0	0	8	5.2	7	0	2	4	Los Angeles	2.96	2	2	0	33	24.1	19	1	8	23	
0.00	0	0	0	3	2.1	3	0	0	4	Milwaukee	1.23	0	1	0	26	22.0	16	1	3	22	
11.57	0	0	0	4	2.1	6	1	3	5	New York	6.60	0	0	0	21	15.0	18	2	11	17	
0.00	1	0	0	3	2.0	2	0	0	1	Philadelphia	1.26	2	0	2	31	28.2	18	0	4	19	
0.00	0	0	0	1	1.0	0	0	0	2	Pittsburgh	4.24	1	2	0	18	17.0	13	2	8	19	
—	0	0	0	0	0.0	0	0	0	0	San Diego	8.41	1	2	0	25	20.1	31	1	19	12	
12.60	0	2	0	6	5.0	11	0	7	4	San Francisco	7.32	1	4	0	26	19.2	25	2	16	14	
0.00	0	0	0	3	1.0	0	0	0	2	St. Louis	2.50	1	1	0	21	18.0	9	2	5	22	
0.00	1	0	0	3	1.2	1	0	0	1	Washington	2.65	2	0	0	17	17.0	14	1	5	16	

Monthly Breakdown

2006											CAREER										
ERA	W	L	SV	G	IP	H	HR	ER	SO	by MONTH	ERA	W	L	SV	G	IP	H	HR	ER	SO	
5.06	0	0	0	11	10.2	10	1	6	11	March	INF	0	0	0	1	0.0	3	1	3	0	
4.91	1	0	0	12	7.1	9	1	4	9	April	5.06	6	4	0	105	90.2	86	15	51	92	
1.50	1	1	0	14	12.0	10	1	2	14	May	4.16	8	3	1	116	110.1	107	17	51	104	
4.50	1	1	0	9	6.0	6	0	3	2	June	5.18	4	10	0	117	104.1	107	15	60	106	
2.70	1	1	0	15	10.0	11	1	3	11	July	4.74	7	6	4	106	89.1	82	10	47	76	
1.50	0	0	0	11	6.0	4	0	1	5	August	2.77	6	2	1	131	110.2	92	7	34	89	
0.00	0	0	0	1	0.1	0	0	0	1	September	5.37	3	9	2	122	105.2	104	14	63	95	
—	0	0	0	0	0.0	0	0	0	0	October	6.23	0	2	0	10	8.2	9	0	6	9	

Pitching Breakdown

2006											CAREER										
ERA	W	L	SV	G	IP	H	HR	ER	SO	by CATEGORY	ERA	W	L	SV	G	IP	H	HR	ER	SO	
4.88	2	3	0	35	24.0	29	3	13	25	Home	3.92	23	15	5	360	328.0	298	34	143	317	
1.91	2	0	0	38	28.1	21	1	6	28	Away	5.31	11	21	3	348	291.2	292	45	172	254	
1.33	0	1	0	25	20.1	12	1	3	26	Day	4.76	8	11	2	222	200.1	180	23	106	204	
4.50	4	2	0	48	32.0	38	3	16	27	Night	4.49	26	25	6	486	419.1	410	56	209	367	
3.27	4	3	0	73	52.1	50	4	19	53	Grass	4.59	30	29	7	617	539.0	513	68	275	507	
										Turf	4.46	4	7	1	91	80.2	77	11	40	64	
4.45	2	2	0	38	30.1	32	3	15	34	Pre-ASG	4.75	19	18	4	371	333.1	323	49	176	327	
1.64	2	1	0	35	22.0	18	1	4	19	Post-ASG	4.37	15	18	4	337	286.1	267	30	139	244	
										Starter	7.00	0	2	0	4	18.0	19	3	14	12	
3.27	4	3	0	73	52.1	50	4	19	53	Reliever	4.50	34	34	8	704	601.2	571	76	301	559	

Jim "Catfish" Hunter Award

In 2004, the Oakland Athletics implemented the Jim "Catfish" Hunter Award, which will be given annually to an A's player whose play on the field and conduct in the clubhouse best exemplifies the courageous, competitive and inspirational spirit demonstrated by the A's late Hall of Fame pitcher.

A native of Hertford, North Carolina, Hunter posted a 224-166 record to go along with a 3.26 ERA in his 15-year Major League career with the Kansas City/Oakland Athletics and New York Yankees. He holds Oakland's all-time career mark for wins (131) and won 20 or more games in five consecutive seasons (1971-75). In 1974, he won the American League's Cy Young Award after winning a career-high 25 games.

"Catfish" earned five World Series rings during his career and was 4-0 with one save in seven World Series appearances with the A's. An eight-time All-Star, he made his major league debut in 1965 with the Kansas City Athletics and did not miss a start until the 1977 season. Inducted to the National Baseball Hall of Fame in 1987.

"Catfish" was diagnosed with amyotrophic lateral sclerosis (Lou Gehrig's Disease) in September of 1998 and died of complications from the disease on September 9, 1999 at the age of 53.

Previous winners of the Jim "Catfish" Hunter Award include Tim Hudson (2004), Mark Ellis (2005) and Jason Kendall (2006).

FRONT OFFICE

2007 ATHLETICS

REVIEW

RECORDS

HISTORY

OPPONENTS

PLAYER DEVELOPMENT

MISCELLANEOUS

Ballpark Breakdown

	ERA	W	L	S	G	IP	H	HR	ER	SO
3Com Park	2.29	2	1	0	38	35.1	22	4	9	41
Ameritrust Field	11.81	0	0	1	11	10.2	15	4	14	8
Angel Stadium	5.27	1	2	0	12	13.2	11	2	8	12
Astrodome	0.00	0	0	0	5	4.0	1	0	0	4
AT&T Park	5.52	0	4	2	47	45.2	52	5	28	48
Busch Stadium - old	1.74	1	1	0	11	10.1	3	0	2	11
Busch Stadium	0.00	0	0	0	2	0.2	0	0	0	1
Camden Yards	6.89	1	0	0	19	15.2	18	5	12	18
Chase Field	3.48	2	3	1	35	33.2	33	4	13	23
Cinergy Field	4.50	1	0	0	9	8.0	8	1	4	4
Citizens Bank Park	27.00	0	0	0	2	1.0	3	0	3	1
Cleveland Stadium	7.20	0	1	0	2	10.0	13	2	8	10
Comerica Park	7.71	1	0	0	5	4.2	7	1	4	2
Coors Field	6.32	0	2	0	21	15.2	21	1	11	13
County Stadium	0.00	0	0	0	6	4.2	0	0	0	0
Dodger Stadium	1.86	1	1	0	14	9.2	2	0	2	9
Dolphin Stadium	1.69	0	0	0	8	5.1	5	0	1	3
Fenway Park	4.12	5	6	2	109	91.2	84	8	42	77
Great American	0.00	0	0	0	2	0.2	0	0	0	0
Jacobs Field	4.10	4	1	1	37	37.1	26	6	17	33
Kauffman Stadium	6.23	0	1	0	6	4.1	6	1	3	5
Kingdome	0.00	0	1	0	3	2.1	1	0	0	3
McAfee Coliseum	3.12	1	1	0	8	8.2	5	1	3	10
Metrodome	11.57	0	1	0	9	7.0	11	1	9	10
Miller Park	0.00	0	0	0	5	3.2	6	0	0	7
Minute Maid Park	5.40	0	0	0	5	3.1	3	2	2	3
Olympic Stadium	5.06	0	0	0	5	5.1	6	1	3	5
PETCO Park	4.88	2	3	0	35	24.0	29	3	13	25
PNC Park	9.82	0	1	0	4	3.2	4	1	4	4
Qualcomm Stadium	4.18	4	1	0	35	32.1	28	1	15	38
Rogers Centre	4.28	1	2	1	23	27.1	21	4	13	20
Safeco Field	5.40	0	0	0	10	8.1	8	0	5	9
Shea Stadium	1.42	0	0	0	9	6.1	5	0	1	7
Three Rivers	4.76	1	0	0	6	5.2	6	1	3	6
Tiger Stadium	0.00	0	0	0	1	1.0	0	0	0	2
Tropicana Field	5.73	0	3	0	18	11.0	13	3	7	7
Turner Field	4.60	4	0	0	55	43.0	38	6	22	40
U.S. Cellular Field	5.40	0	0	0	23	23.1	27	6	14	23
Veterans Stadium	0.90	1	0	0	13	10.0	10	0	1	5
Wrigley Field	9.64	0	0	0	11	9.1	20	3	10	10
Yankee Stadium	3.80	1	0	0	29	21.1	19	2	9	14

Fielding Statistics

Pitcher		YEAR	PCT.	G	PO	A	E	TC	DP
1992	.500	4	1	0	1	2	0		
1995	1.000	23	0	3	0	3	0		
1996	1.000	24	1	2	0	3	0		
1997	1.000	66	1	7	0	8	0		
1998	1.000	55	3	5	0	8	1		
1999	1.000	68	2	3	0	5	0		
2000	1.000	63	0	9	0	9	3		
2001	1.000	61	2	4	0	6	1		
2002	.917	68	4	7	1	12	0		
2003	1.000	65	4	8	0	12	0		
2004	1.000	71	5	7	0	12	0		
2005	.909	67	2	8	1	11	0		
2006	.889	73	4	4	1	9	0		
Totals	.960	708	29	67	4	100	5		

Embree's Career Highs

Low Hit Complete Game: None
Innings Pitched: 6.0, September 28, 1992 vs. New York (AL). As reliever: 3.0 (twice), last: June 15, 2003 vs. Houston
Fewest Innings Pitched, Starter: 3.1, September 22, 1992 at Boston
Hits: 7 (twice), last: September 26, 1995 at Minnesota. As reliever: 7, September 26, 1995 at Minnesota
Runs: 6, September 26, 1995 at Minnesota
Earned Runs: 6, September 26, 1995 at Minnesota
Walks: 3 (five times), last: September 23, 2002 at Baltimore. As reliever: 3 (three times), last: September 23, 2002 at Baltimore
Strikeouts: 7, June 22, 2002 vs. New York (AL)
Home Runs: 4, May 20, 2001 at Atlanta
Longest Winning Streak: 6, July 21, 1997 to August 20, 1998
Longest Losing Streak: 5, May 21 to September 18, 2002
Longest Scoreless Streak: 14.1 (twice), last: June 9 to July 7, 2002

Ron Flores

47

Left-Handed Pitcher

Height/Weight: 5-10 / 193 **Bats/Throws:** Left / Left
Birthdate: August 9, 1979 **Opening Day Age:** 27
Birthplace/Resides: Whittier, California / Las Vegas, Nevada
Major League Service: 1 year, 5 days
Obtained: Selected in the 29th round of the June, 2000 draft
Contract Status: First year of a one-year contract through 2007.



2006 Highlights

Had five separate stints with the As in 2006 but managed to post solid numbers despite shuttling back and forth between Oakland and Triple-A Sacramento...was 1-2 with a save and 3.34 ERA and .255 opponents batting average in 25 relief appearances with the As...now has a 2.82 ERA and .250 opponents batting average in 36 career appearances in two seasons with the As...his opponents batting average this year broke down to .228 (18 for 79) against right-handed hitters and .323 (10 for 31) against left-handers...that was a reversal from last year when he

allowed a .286 average against righties and .154 against lefties...first batters faced were 7 for 23 (.304) with two walks and he allowed 11 of 18 (61.1%) inherited runners to score...compiled a 1.20 ERA (2 er in 15.0 ip) in 11 outings during the day compared to 5.52 (9 er in 14.2 ip) in 14 outings at night...tossed two or more innings in 12 of his 25 outings and did not allow a run in 17 of his outings...his five stints were from April 28 to June 2, June 18 to July 16, July 27 to August 13, August 20 to 21 and September 1 until the end of the season...compiled a 4.50 ERA (4 er in 8.0 ip) and a .313 (10 for 32) opponents batting average in eight games during his first stint...then posted a 2.91 ERA (7 er in 21.2 ip) and a .231 (18 for 78) opponents batting average over his final 17 outings...was charged with the first loss of his career during his first stint on May 22 at Chicago when he allowed an RBI bunt single to Pablo Ozuna in the bottom of the 10th inning in the A's 5-4 loss...compiled a 2.92 ERA in seven outings during his second stint and recorded his first major league win on June 29 at San Diego...pitched a career high 4.0 shutout innings against the Padres and allowed just one hit and no walks in the A's 6-5, 14 inning win...pitched just twice during his third stint and did not allow a run (3.0 ip)...did not pitch during his fourth stint...returned when rosters expanded in September and had a 4.26 ERA (3 er in 6.1 ip) in eight games...charged with his second loss on September 30 at Los Angeles (0.0 ip, 1 h, 2 r, 2 er, 1 bb)...picked up his first major league save by tossing a scoreless 10th inning in the final game of the season on October 1 at Los Angeles...spent the balance of the season at Sacramento where he was 5-5 with a 6.48 ERA and two saves in 26 appearances, all in relief...did not allow a home run in 25.0 innings...allowed a .260 opponents batting average which broke down to .238 (10 for 42) against left-handed hitters and .278 (15 for 54) against right-handers...his opponents average increased to .353 (12 for 34) with runners in scoring position, including .444 (4 for 9) with the bases loaded...had a 1.04 ERA (2 er in 17.1 ip) and .172 (11 for 64) opponents batting average in the seventh and eighth innings and a 18.78 ERA (16 er in 7.2 ip) and .438 (14 for 32) opponents average in all other innings...compiled a 4.02 ERA (7 er in 15.2 ip) in 16 outings at home and a 10.61 ERA (11 er in 9.1 ip) in 10 outings on the road...never tossed more than 1.2 innings with the River Cats...most of the damage to his minor league statistics came in three outings on June 14 at Tacoma, July 23 against Colorado Springs and August 25 at Fresno...had a 50.14 ERA (13 er in 2.1 ip) and .647 (11 for 17) opponents batting average in those three outings and a 1.99 ERA (5 er in 22.2 ip) and .177 (14 for 79) opponents average in his other 23 outings.

Career

2005—Made his major league debut with the A's and appeared in 11 games, all in relief, over three separate stints...compiled a 1.04 ERA and allowed a .235 opponents batting average without a decision...did not walk a batter in 8.2 innings...allowed a .154 average against left-handed hitters and .286 against right-handers...first batters faced were 2 for 11 (.182) and he allowed 1 of 7 (14.3%) inherited runners to score...was selected from Triple-A Sacramento on June 17 and made his major league debut that night against Philadelphia...tossed a scoreless eighth inning (1 h, 1 so) and struck out the first batter he faced, Jim Thome...made a total of four appearances during his first stint and did not allow a run (3.1 ip) before he was optioned to Sacramento on July 14...returned on August 27 and pitched in two games at Baltimore before he was optioned again on August 29...allowed his first run on August 28 at Camden Yards on a Melvin Mora home run...was brought back again on September 9 and did not allow a run in five outings (3.1 ip)...spent the balance of the season with Sacramento where he was 5-3 with a 2.39 ERA and three saves in 52 relief appearances...the ERA was the lowest of his career...struck out 66 in 60.1 innings, an average of 9.85 per nine innings...led the River Cats in games pitched (52)...allowed a .213 opponents batting average which broke down to .207 against left-handed hitters and .216 with four of his five home runs against right-handers...opponents average dropped to .179 with runners in scoring position...had a 3.16 ERA in 24 games at home compared to a 1.82 ERA in 28 games on the road...did not allow an earned run over his first 16 outings (18.1 ip, 9 h, 2 r, 7 bb, 16 so) after he was sent back to Sacramento on July 14...made one postseason appearance for Sacramento on September 7 (1.0 ip, 1 h, 2 so) before he was brought back to Oakland.

2004—Appeared in a team leading 55 games in his first full season at Triple-A Sacramento and was 4-3 with a 3.83 ERA and one save...struck out 55 in 54.0 innings...yielded a .271 opponents batting average which included a .280 mark against right-handers and .267 against left-handers...opponents average dropped to .257 with runners in scoring position, including .200 with RISP and two outs...tossed a season high 3.0 innings on April 27 at Los Vegas but allowed two runs and took the loss...compiled his best ERA in the month of May, posting a 2.31 mark in 12 appearances...recorded his only save of the season on August 18 against Portland...made three postseason appearances for Sacramento and was 1-0 with a 3.38 ERA (2.2 ip, 2 h, 1 r, 1 er, 3 so).

2003—Started the season at Double-A Midland and was 3-2 with six saves and a 2.88 ERA in 39 relief appearances when he was promoted to Triple-A Sacramento on August 2...went 2-0 with a 6.59 ERA in 12 relief appearances with the River Cats and was a combined 5-2 with six saves and a 3.58 ERA in 51 games, all in relief...struck out 76 in 73.0 innings and walked just 18 for a strikeout to walk ratio of 4.2 to 1...allowed a .223 opponents batting average, including .202 against left-handed hitters and .238 against right-handers...compiled a 1.20 ERA in nine outings in April...allowed seven runs in 0.2 innings in his first outing with Sacramento on August 2 and posted a 2.08 ERA and .222 opponents batting average in his other 11 outings with the River Cats...made one postseason appearance for Sacramento (1.1 ip, 1 h, 1 so).

2002—Spent the entire year at Single-A Visalia and was 8-6 with 11 saves and a 3.25 ERA in 53 appearances, all in relief...had career highs in wins, losses, saves, innings pitched (80.1) and strikeouts (92)...led the Oaks and ranked fifth in the A's farm system in saves...ranked fourth in the California League in games pitched and was also fourth among relievers in walks per nine innings (1.57)...walked just 16 for a strikeout to walk ratio of 5.8 to 1...pitched a .281 opponents batting average which included .293 by left-handers and .277 by right-handers...opponents average jumped to .330 with runners in scoring position...did not allow a run in two postseason appearances for the Oaks (3.0 ip, 2 h, 2 bb, 3 so).

2001—Spent his first full professional season at Single-A Modesto and was 5-2 with six saves and a 2.86 ERA in 47 relief appearances...led his team in games pitched and saves...struck out 71 in 66.0 innings...allowed just four home runs or one every 16.5 innings...allowed a .217 opponents batting average which included a .209 mark against left-handed hitters and .220 against right-handers...opponents average dropped to .190 with runners in scoring position.

2000—Made his professional debut at Single-A Vancouver of the short season Northwest League and was 1-1 with a 5.11 ERA in 13 relief appearances...allowed a .296 opponents batting average...did not allow an earned run in seven outings (5.0 innings) at home and had an 8.59 ERA on the road...allowed five runs in his first two outings but had a 2.79 ERA after that.

Personal/Miscellaneous

Ronald Joel Flores was originally signed by A's scout Rick Magnante...graduated from El Rancho HS (Pico Rivera, CA) in 1997...attended the University of Southern California...was a member of the Trojans College World Series Championship team as a freshman in 1998.

FRONT OFFICE

Lifetime Pitching Record

Year	Club	W	L	ERA	G	GS	CG	SHO	SV	IP	H	R	ER	HR	HB	BB	IBB	SO	WP	BK
2000	Vancouver	1	1	5.11	13	0	0	0	0	12.1	16	10	7	2	1	4	0	10	1	0
2001	Modesto	5	2	2.86	47	0	0	0	6	66.0	53	24	21	4	1	29	7	71	3	0
2002	Visalia	8	6	3.25	53	0	0	0	11	80.1	90	41	29	7	1	16	2	92	1	0
2003	Midland	3	2	2.88	39	0	0	0	6	59.1	44	19	19	6	1	15	3	66	4	0
	Sacramento	2	0	6.59	12	0	0	0	0	13.2	16	10	10	0	0	3	1	10	1	0
2004	Sacramento	4	3	3.83	55	0	0	0	1	54.0	60	27	23	5	0	19	4	55	3	0
2005	Sacramento	5	3	2.39	52	0	0	0	3	60.1	46	18	16	5	0	30	6	66	3	0
	OAKLAND	0	0	1.04	11	0	0	0	0	8.2	8	1	1	1	0	0	0	6	1	0
2006	Sacramento	5	5	6.48	26	0	0	0	2	25.0	25	20	18	0	1	14	1	27	2	0
	OAKLAND	1	2	3.34	25	0	0	0	1	29.2	28	11	11	3	0	10	2	20	1	0
ML Totals		1	2	2.82	36	0	0	0	1	38.1	36	12	12	4	0	10	2	26	2	0

2007 ATHLETICS

Career Transactions

2000 — Selected by the Oakland Athletics organization in the 29th round of the free agent draft, June 5.

REVIEW

vs. The American League

2006 ERA	W	L	SV	G	IP	H	HR	ER	SO	CAREER vs. TEAM	ERA	W	L	SV	G	IP	H	HR	ER	SO
—	0	0	0	0	0.0	0	0	0	0	Baltimore	4.50	0	0	0	2	2.0	5	1	1	1
4.50	0	0	0	1	2.0	3	0	1	1	Boston	3.86	0	0	0	2	2.1	4	0	1	1
5.40	0	1	0	2	1.2	2	0	1	0	Chicago	5.40	0	1	0	2	1.2	2	0	1	0
4.50	0	0	0	3	4.0	6	1	2	1	Cleveland	4.50	0	0	0	3	4.0	6	1	2	1
10.80	0	0	0	2	1.2	4	0	2	1	Detroit	10.80	0	0	0	2	1.2	4	0	2	1
0.00	0	0	0	1	1.0	0	0	0	0	Kansas City	0.00	0	0	0	1	1.0	0	0	0	0
6.00	0	1	1	4	3.0	2	0	2	1	Los Angeles	6.00	0	1	1	4	3.0	2	0	2	1
—	0	0	0	0	0.0	0	0	0	0	Minnesota	0.00	0	0	0	1	0.1	0	0	0	0
—	0	0	0	0	0.0	0	0	0	0	New York	—	0	0	0	0	0.0	0	0	0	0
—	0	0	0	0	0.0	0	0	0	0	Oakland	—	0	0	0	0	0.0	0	0	0	0
13.50	0	0	0	2	1.1	3	1	2	2	Seattle	7.71	0	0	0	3	2.1	4	1	2	2
—	0	0	0	0	0.0	0	0	0	0	Tampa Bay	—	0	0	0	0	0.0	0	0	0	0
0.00	0	0	0	4	4.1	2	0	0	4	Texas	0.00	0	0	0	6	6.0	2	0	0	6
0.00	0	0	0	1	1.0	1	0	0	2	Toronto	0.00	0	0	0	2	2.0	1	0	0	3

RECORDS

vs. The National League

2006 ERA	W	L	SV	G	IP	H	HR	ER	SO	CAREER vs. TEAM	ERA	W	L	SV	G	IP	H	HR	ER	SO
0.00	0	0	0	2	2.2	0	0	0	3	Colorado	0.00	0	0	0	2	2.2	0	0	0	3
—	0	0	0	0	0.0	0	0	0	0	Philadelphia	0.00	0	0	0	2	1.1	1	0	0	1
1.50	1	0	0	2	6.0	3	1	1	3	San Diego	1.50	1	0	0	2	6.0	3	1	1	3
0.00	0	0	0	1	1.0	2	0	0	2	San Francisco	0.00	0	0	0	2	2.0	2	0	0	2

HISTORY

OPPONENTS

Monthly Breakdown

2006 ERA	W	L	SV	G	IP	H	HR	ER	SO	CAREER by MONTH	ERA	W	L	SV	G	IP	H	HR	ER	SO
—	0	0	0	0	0.0	0	0	0	0	April	—	0	0	0	0	0.0	0	0	0	0
4.50	0	1	0	8	8.0	10	2	4	6	May	4.50	0	1	0	8	8.0	10	2	4	6
1.04	1	0	0	4	8.2	3	1	1	6	June	0.82	1	0	0	7	11.0	4	1	1	7
7.36	0	0	0	3	3.2	7	0	3	2	July	5.79	0	0	0	4	4.2	7	0	3	3
0.00	0	0	0	2	3.0	1	0	0	3	August	1.80	0	0	0	4	5.0	6	1	1	4
5.06	0	1	0	7	5.1	7	0	3	2	September	3.12	0	1	0	12	8.2	9	0	3	5
0.00	0	0	1	1	1.0	0	0	0	1	October	0.00	0	0	1	1	1.0	0	0	0	1

PLAYER DEVELOPMENT

MISCELLANEOUS

Pitching Breakdown

2006 ERA	W	L	SV	G	IP	H	HR	ER	SO	CAREER by CATEGORY	ERA	W	L	SV	G	IP	H	HR	ER	SO
3.21	0	0	0	13	14.0	15	2	5	9	Home	2.50	0	0	0	18	18.0	16	2	5	13
3.45	1	2	1	12	15.2	13	1	6	11	Road	3.10	1	2	1	18	20.1	20	2	7	13
1.20	1	0	1	11	15.0	11	0	2	11	Day	1.40	1	0	1	18	19.1	17	1	3	13
5.52	0	2	0	14	14.2	17	3	9	9	Night	4.26	0	2	0	18	19.0	19	3	9	13
3.45	1	2	1	24	28.2	27	3	11	18	Grass	2.97	1	2	1	34	36.1	35	4	12	23
0.00	0	0	0	1	1.0	1	0	0	2	Turf	0.00	0	0	0	2	2.0	1	0	0	3
3.44	1	1	0	14	18.1	17	3	7	13	Pre-ASG	2.91	1	1	0	18	21.2	18	3	7	15
3.18	0	1	1	11	11.1	11	0	4	7	Post-ASG	2.70	0	1	1	18	16.2	18	1	5	11
—	0	0	0	0	0.0	0	0	0	0	Starter	—	0	0	0	0	0.0	0	0	0	0
3.34	1	2	1	25	29.2	28	3	11	20	Reliever	2.82	1	2	1	36	38.1	36	4	12	26

Ballpark Breakdown

	ERA	W	L	S	G	IP	H	HR	ER	SO
Ameritrust Field	0.00	0	0	0	2	0.2	1	0	0	0
Angel Stadium of Anaheim	18.00	0	1	1	2	1.0	1	0	2	1
Camden Yards	4.50	0	0	0	2	2.0	5	1	1	1
Coors Field	0.00	0	0	0	2	2.2	0	0	0	3
Fenway Park	3.86	0	0	0	2	2.1	4	0	1	1
McAfee Coliseum	2.50	0	0	0	18	18.0	16	2	5	13
PETCO Park	1.50	1	0	0	2	6.0	3	1	1	3
Rogers Centre	0.00	0	0	0	2	2.0	1	0	0	3
Safeco Field	4.50	0	0	0	2	2.0	3	0	1	1
U.S. Cellular Field	5.40	0	1	0	2	1.2	2	0	1	0

Fielding Statistics

Pitcher										
Year	Pct.	G	PO	A	E	TC	DP			
2005	1.000	11	1	0	0	1	0			
2006	1.000	25	1	2	0	3	0			
Totals	1.000	36	2	2	0	4	0			

Flores' Career Highs

Low Hit Complete Game: None
Innings Pitched: 4.0, June 29, 2006 at San Diego
Hits: 4, July 5, 2006 vs. Detroit
Runs: 2 (three times), last: September 30, 2006 at Los Angeles (AL)
Earned Runs: 2 (three times), last: September 30, 2006 at Los Angeles (AL)


Walks: 3, July 5, 2006 vs. Detroit
Strikeouts: 2 (six times), last: August 9, 2006 vs. Texas
Home Runs: 1 (four times), last: June 28, 2006 at San Diego
Longest Winning Streak: 1, June 29, 2006
Longest Losing Streak: 1 (twice), last: September 30, 2006 to present
Longest Scoreless Streak: 5.2, June 28 to July 5, 2006

Chad Gaudin

53

Right-Handed Pitcher

Height/Weight: 5-10 / 180 **Bats/Throws:** Right / Right
Birthdate: March 24, 1983 **Opening Day Age:** 24
Birthplace/Resides: New Orleans, Louisiana / Harahan, Louisiana
Major League Service: 2 years, 4 days
Obtained: Acquired from Toronto for a PTBNL (outfielder Dustin Majewski on December 8), December 5, 2005
Contract Status: First year of a one-year contract through 2007.



2006 Highlights

Was acquired from the Toronto Blue Jays last off-season and put together the best season of his four-year career...posted a 3.09 ERA and allowed a .222 opponents batting average while compiling a 4-2 record and two saves in 55 appearances, all in relief...pitched exclusively in relief for the first time at the major league level...allowed a .160 (8 for 50) batting average against first batters faced, which ranked eighth lowest in the American League...now has a .210 (17 for 81) career average against first batters...allowed just 7 of 35 (20.0%) inherited runners to score, which was fourth lowest in the AL...however, walked 42 and struck out just 36 in 64.0 innings...his walk total tied for second highest among AL relievers...had career highs in wins, games, saves, innings, strikeouts and walks and his ERA and opponents batting average were the lowest of his career...had a lower opponents slugging percentage (.330) than on-base percentage (.341)...had a 3.97 ERA (15 er in 34.0 ip) before the All-Star Break and allowed at least one run in 12 of his 25 outings...then compiled a 2.10 ERA (7 er in 30.0 ip) after the break and did not allow a run in 25 of his 30 outings...however, allowed just 1 of 18 inherited runners to score before the break and 6 of 17 after the break...now has a 5.30 ERA (44 er in 74.2 ip) in 46 career outings before the break and 3.81 (36 er in 85.0 ip) in 55 outings after the

break...did not allow a run in his first 20 outings after the break (20.1 ip, 10 h, 13 bb, 9 so) and had a career best 20.2 inning scoreless streak from July 13 to September 9...that was the longest scoreless streak by an A's reliever since Rick Honeycutt had a 24.1 inning streak from June 25 to September 14, 1995...his .222 opponents batting average broke down to .201 (28 for 139) against right-handers and .253 (23 for 91) against left-handers...his opponents average dropped to .176 (12 for 68) with runners in scoring position...compiled a 1.23 ERA (2 er in 14.2 ip) in 16 outings on no days rest and a 3.65 ERA (20 er in 49.1) in his other 39 outings...has a 1.45 ERA (3 er in 18.2 ip) in 20 career outings on no days rest and 4.10 (46 er in 101.0 ip) in his other 71 career relief appearances...allowed three home runs, all at home, all solo shots and all before the All-Star Break...14 of his 17 career home runs allowed have been solo shots...finished the season with a 30-game, 30.0-inning, 127-batter homerless streak...his last home run was in his final outing before the break on July 8 against Los Angeles (Rivera)...was 3-0 with both of his saves a 2.20 ERA (7 er in 28.2 ip) in 20 outings during the day compared to 1-2 with his only blown save and a 3.82 ERA (15 er in 35.1 ip) in 35 outings at night...had 19 outings fewer than 1.0 inning and 10 outings of at least 2.0 innings...began the season at Triple-A Sacramento and had two stints with the River Cats before returning to Oakland for good in mid-May...was called up for the first time on April 21 and allowed at least one run in his three first four outings (4 er in 7.2 ip, 4.70 ERA)...recorded his first major league save on May 4 against Cleveland when he allowed three runs in a season-high 4.0 innings in the A's 12-4 win...it was the first four-inning save by an Athletic since Scott Service on September 22, 2000 at Seattle...was optioned to Sacramento the next day but returned for good on May 13...took the loss on May 26 at Texas, extending his career high losing streak to five games dating back to June 5, 2005...walked three and struck out four in 1.2 innings against the Rangers, matching his career highs for strikeouts and walks as a reliever...recorded his second save on June 29 at San Diego, pitching the final inning of the A's 6-5, 14-inning win...then picked up his first win of 2006 in his next outing on July 4 against Detroit...his only blown save of the season came on July 6 against Los Angeles (AL) when entered the game in the seventh inning with no outs and runners on first and third with a 5-4 lead and allowed a RBI double to Guerrero...had stranded all 14 of his inherited runners entering the game...had three wins over his final six outings to extend his winning streak to a career high four games...his outing on September 30 at Los Angeles was the 100th appearance of his career...made three postseason appearances, all in the ALCS against Detroit and did not allow a run (3.1 ip)...was used as a starter at Sacramento and was 2-0 with a 0.52 ERA (1 er in 17.1 ip) in three starts when the A's called for the first time on April 21...made one more start on May 9 at Oklahoma and picked up the win while striking out 10 in 7.0 innings...was 3-0 with a 0.37 ERA (1 er in 24.1 ip) in four starts overall with the River Cats...walked eight and struck out 26 in 24.1 innings and did not allow a home run...allowed a .173 (14 for 81) opponents batting average.

Career

2005—Was 1-3 with a 13.15 ERA in five appearances, three starts, with Toronto...was recalled from Triple-A Syracuse of the International League on May 29...after making three starts, he was optioned back to Syracuse on June 16...was recalled again on July 15...made two relief appearances, then was optioned back to Syracuse on July 26...opponents batted .470, including .481 by left-handed hitters and .462 by right-handers...was 1-2 with a 12.19 ERA in his three starts...made his Blue Jays debut on May 31 at Seattle and won 9-7 (5.0 ip, 7 h, 2 r, 2 er, 2 bb, 6 so)...the six strikeouts are a career high...became the eighth starter in team history to win their Blue Jays debut and at the age of 22 years and 68 days, he was the youngest Blue Jay to start a game since Brandon Lyon started at 21 years, 359 days of age, on August 4, 2001 vs. Baltimore...was 0-1 with a 16.88 ERA in two relief appearances...suffered his lone relief loss on July 24 at Kansas City (1.2 ip, 4 h, 2 r, 2 er, 2 bb) in his last ML appearance of the season...for Syracuse he was 9-8 with a 3.35 ERA, which ranked fourth in the International League...was one of two IL pitchers to throw a pair of shutouts in 2005...the two shutouts tied for second most in all of minor league baseball...allowed a .251 opponents batting average...was named the International League Pitcher of the Week for the period from May 16-22...went 2-0 with a 1.20 ERA during the week...threw a one-hit shutout vs. Columbus on May 16 and won 3-0...retired the first 24 batters before his perfect game was broken up by a single to start the ninth...retired the next three hitters to finish with a complete game one-hit shutout...hurled a four-hit shutout on June 25 against Ottawa...struck out a season high 11 batters in a July 10 loss to Pawtucket...finished the campaign with 113 strikeouts in 150.1 innings...was a two-time selection as a Blue Jays Minor League Star of the Month, being honored in both April and May...pitched for Magallanes in the Venezuelan Winter League and was 4-3 with a 2.97 ERA in 11 starts...ranked sixth in the VVW in ERA and was third in strikeouts (53).

2004—Was 1-2 with a 4.85 ERA in 26 games, four starts, with Tampa Bay...made the Opening Day roster and appeared in 14 games in relief...posted a 3.00 ERA before being optioned to Triple-A Durham on May 19...was the seventh-youngest player in the majors on the season and third on the Devil Rays behind teammates B.J. Upton and Scott Kazmir...was recalled on June 11 and inserted into the starting rotation where he was 1-1 with a 5.87 ERA in four starts before returning to Durham on June 28...earned his first career win as a starter on June 17 at San Diego in his second start of the season (5.0 ip, 7 h, 1 r, 1 er, 1 bb, 4 so)...on June 22 at Toronto, he suffered his shortest career start of 0.2 innings despite not allowing a hit or a run...faced five batters—walk, walk, GIDP, walk, walk before being lifted...it was the fewest batters ever faced by a Rays starters in a single outing (non-injury)...the club was 3-1 in his four starts...allowed a career high ten hits against Florida on June 27...recalled on September 1 and made eight relief appearances posting a 5.84 ERA...overall, stranded 19 of 26 inherited runners...opponents hit .337 with four home runs...right-handed hitters hit .301 with four homers while lefties hit .403 with no home runs...split his time at Durham between the rotation and the bullpen, going 1-3 with a pair of saves and a 4.72 ERA in 17 games, seven starts...his lone win came on June 5 vs. Norfolk, pitching 5.0 shutout innings with a season high nine strikeouts...from August 6-30, he was 0-1 with two saves and allowed runs in just two of his nine relief appearances (4 er, 12.0 ip)...held right-handers to a .192 mark...posted an ERA of 6.34 in 13 games at home and a 1.20 ERA in four road appearances.

2003—Split the season between Single-A Bakersfield, Double-A Orlando and Tampa Bay...made his major league debut on August 1 in relief at Kansas City and allowed one earned run over 2.1 innings...in doing so became the youngest Ray in club history at 20 years, 4 months...only three players in the majors were younger in 2003...earned his first ML win after tossing 2.0 shutout innings on August 7 vs. Kansas City in his third ML appearance...made four relief appearances before making his first ML start on August 16 at Cleveland...posted a no-decision in a 5-3 win (3.2 ip, 6 h, 3 er, 1 hr)...tossed a career high 6.1 innings and ended up with a no decision on August 21 at Baltimore...tossed a career high 5.0 innings in relief on September 18 at Boston (1 er)...at home posted a 1.84 ERA while on the road had a 4.62 ERA...in the minors combined to go 7-3 with a 1.81 ERA in 17 starts for Bakersfield and Orlando...the ERA was an organizational record...held opponents to a .199 batting average...tossed a perfect game on July 15 for Orlando vs. Jacksonville in game one of a doubleheader...it was his first start in Double-A and just the second perfect game in the 128-year history of the Southern League...it was the first since 1970...struck out nine in 7.0 innings in a 1-0 victory...opened the season at Bakersfield and went 5-3 with a 2.13 ERA in 14 starts before being promoted to Orlando on July 12...despite making just 14 starts, he was named Bakersfield Pitcher of the Year...selected to play on the California League

All-Star team but did not play due to his promotion...began his Double-A career with 14 scoreless innings before allowing a run July 27 against Tennessee...named Rays Minor League pitcher-of-the-month for July, going 2-0 with a 0.47 ERA with Orlando...pitched 2.0 scoreless innings for the Rays in the Hall of Fame Game on June 16 at Cooperstown against the Phillies (1 h, 1 bb, 3 so).

2002—Was 4-6 in 26 games, 17 starts for Charleston and recorded 106 strikeouts in 119.1 innings...led the Tampa Bay organization with a 2.26 ERA which ranked second in the South Atlantic League and 10th in all of minor league baseball...struck out a career-high 12 batters in a 1-0 victory at Asheville on July 18, his final win of the season (7.0 ip, 2 h).

2001—Drafted by Tampa Bay in the 34th round of the June draft but did not sign until August 23...did not pitch during the Minor League season...pitched for the Rays' Instructional League team in September and did not allow an earned run in 38.0 innings.

Personal/Miscellaneous

Chad Edward Gaudin...pronounced GO-dan...attended Crescent City High School in Metairie, Louisiana...selected by *Baseball America* as a Third-Team All-American and earned All-State and district MVP in his junior and senior years.

Lifetime Pitching Record

Year	Club	W	L	ERA	G	GS	CG	SHO	SV	IP	H	R	ER	HR	HB	BB	IBB	SO	WP	BK
2002	Charleston-SC	4	6	2.26	26	17	0	0	1	119.1	106	43	30	5	11	37	0	106	4	3
2003	Bakersfield	5	3	2.13	14	14	1	0	0	80.1	63	23	19	2	1	23	0	70	0	2
	Orlando	2	0	0.47	3	3	1	1	0	19.0	8	1	1	0	0	3	0	23	0	0
	TAMPA BAY	2	0	3.60	15	3	0	0	0	40.0	37	18	16	4	1	16	0	23	1	0
2004	Durham	1	3	4.72	17	7	0	0	2	47.2	48	26	25	8	2	17	0	52	0	1
	TAMPA BAY	1	2	4.85	26	4	0	0	0	42.2	59	27	23	4	4	16	4	30	0	0
2005	Syracuse	9	8	3.35	23	23	2	2	0	150.1	140	61	56	12	8	35	0	113	5	2
	TORONTO	1	3	13.15	5	3	0	0	0	13.0	31	19	19	6	1	6	0	12	0	0
2006	Sacramento	3	0	0.37	4	4	0	0	0	24.1	14	6	1	0	0	8	0	26	0	0
	OAKLAND	4	2	3.09	55	0	0	0	2	64.0	51	24	22	3	1	42	2	36	2	2
ML Totals		8	7	4.51	101	10	0	0	2	159.2	178	88	80	17	7	80	6	101	3	2

Career Transactions

2001 — Selected by the Tampa Bay Devil Rays organization in the 34th round of the free agent draft, June 5. **2004** — Traded to the Toronto Blue Jays for catcher Kevin Cash, December 12. **2005** — Traded to the Oakland Athletics for a player to be named later (outfielder Dustin Majeewski on December 8), December 5.

Division Series Record

Year	Club/Opp.	W	L	ERA	G	GS	CG	SHO	SV	IP	H	R	ER	HR	HB	BB	IBB	SO	WP	BK
2006	OAK vs. MIN																			
(Did not pitch)																				

League Championship Series Record

Year	Club/Opp.	W	L	ERA	G	GS	CG	SHO	SV	IP	H	R	ER	HR	HB	BB	IBB	SO	WP	BK
2006	OAK vs. DET	0	0	0.00	3	0	0	0	0	3.1	2	0	0	0	0	3	1	1	0	0

vs. The American League

2006	ERA	W	L	SV	G	IP	H	HR	ER	SO	CAREER vs. TEAM	ERA	W	L	SV	G	IP	H	HR	ER	SO
0.00	0	0	0	1	1.2	1	0	0	1	Baltimore	4.97	0	1	0	5	12.2	20	0	7	4	
0.00	0	0	0	6	5.2	1	0	0	2	Boston	1.66	1	0	0	13	21.2	15	2	4	13	
0.00	0	0	0	1	0.2	0	0	0	0	Chicago	1.93	0	0	0	4	4.2	1	1	1	5	
6.43	2	0	1	4	7.0	10	2	5	7	Cleveland	5.14	2	0	1	7	14.0	20	3	8	10	
0.00	1	0	0	4	5.0	3	0	0	2	Detroit	1.29	1	0	0	5	7.0	4	1	1	3	
0.00	0	0	0	4	5.2	4	0	0	6	Kansas City	2.76	1	1	0	8	16.1	17	1	5	15	
4.76	1	0	0	6	5.2	2	1	3	4	Los Angeles	6.00	1	0	0	7	6.0	2	1	4	5	
5.40	0	0	0	2	1.2	3	0	1	0	Minnesota	5.40	0	0	0	2	1.2	3	0	1	0	
4.91	0	0	0	3	3.2	2	0	2	4	New York	3.60	0	0	0	8	10.0	12	0	4	8	
—	0	0	0	0	0.0	0	0	0	0	Oakland	27.00	0	1	0	3	2.1	8	1	7	2	
4.50	0	0	0	5	8.0	10	0	4	2	Seattle	5.89	1	0	0	9	18.1	22	2	12	11	
13.50	0	0	0	1	0.2	2	0	1	0	Tampa Bay	13.50	0	0	0	1	0.2	2	0	1	0	
4.50	0	2	0	8	6.0	3	0	3	5	Texas	7.11	0	2	0	9	6.1	5	1	5	5	
0.00	0	0	0	2	2.1	2	0	0	1	Toronto	2.08	0	0	0	8	8.2	5	0	2	4	

vs. The National League

2006 ERA	W	L	SV	G	IP	H	HR	ER	SO	CAREER vs. TEAM	ERA	W	L	SV	G	IP	H	HR	ER	SO
—	0	0	0	0	0.0	0	0	0	0	Florida	10.80	0	1	0	1	5.0	10	1	6	1
9.00	0	0	0	1	1.0	1	0	1	0	Los Angeles	9.00	0	0	0	1	1.0	1	0	1	0
—	0	0	0	0	0.0	0	0	0	0	St. Louis	10.38	0	1	0	1	4.1	10	3	5	4
0.00	0	0	1	3	2.2	3	0	0	0	San Diego	1.17	1	0	1	4	7.2	10	0	1	4
4.15	0	0	0	3	4.1	3	0	2	1	San Francisco	4.15	0	0	0	3	4.1	3	0	2	1

Monthly Breakdown

2006 ERA	W	L	SV	G	IP	H	HR	ER	SO	CAREER by MONTH	ERA	W	L	SV	G	IP	H	HR	ER	SO
3.38	0	1	0	2	2.2	4	0	1	1	April	2.19	0	2	0	10	12.1	13	1	3	10
4.20	0	1	1	7	15.0	13	2	7	14	May	4.32	1	1	1	13	25.0	27	3	12	24
4.50	0	0	1	12	12.0	10	0	6	4	June	7.71	1	3	1	18	32.2	51	5	28	19
0.75	1	0	0	11	12.0	7	1	1	7	July	3.68	1	1	0	13	14.2	14	3	6	8
0.00	0	0	0	10	9.2	4	0	0	4	August	2.62	1	0	0	18	34.1	29	2	10	18
5.40	2	0	0	12	11.2	13	0	7	5	September	4.82	3	0	0	26	37.1	43	2	20	20
0.00	1	0	0	1	1.0	0	0	0	1	October	3.00	1	0	0	2	3.0	1	1	1	2

Pitching Breakdown

2006 ERA	W	L	SV	G	IP	H	HR	ER	SO	CAREER by CATEGORY	ERA	W	L	SV	G	IP	H	HR	ER	SO
3.68	1	2	1	27	29.1	27	0	12	17	Road	4.95	3	5	1	55	83.2	99	7	46	52
2.20	3	0	2	20	28.2	23	2	7	14	Day	4.88	3	3	2	31	48.0	57	6	26	27
3.82	1	2	0	35	35.1	28	1	15	22	Night	4.35	5	4	0	70	111.2	121	11	54	74
2.95	4	2	2	52	61.0	45	3	20	36	Grass	4.15	6	5	2	76	112.2	114	10	52	71
6.00	0	0	0	3	3.0	6	0	2	0	Turf	5.36	2	2	0	25	47.0	64	7	28	30
3.97	1	2	2	25	34.0	29	3	15	22	Pre-ASG	5.30	3	6	2	46	74.2	93	10	44	56
2.10	3	0	0	30	30.0	22	0	7	14	Post-ASG	3.81	5	1	0	55	85.0	85	7	36	45
—	0	0	0	0	0.0	0	0	0	0	Starter	6.98	2	3	0	10	40.0	64	6	31	24
3.09	4	2	2	55	64.0	51	3	22	36	Reliever	3.69	6	4	2	91	119.2	114	11	49	77

Ballpark Breakdown

	ERA	W	L	S	G	IP	H	HR	ER	SO
Ameritrust Field	11.25	0	2	0	5	4.0	5	1	5	5
Angel Stadium of Anaheim	9.00	1	0	0	4	3.0	0	0	3	3
AT&T Park	13.50	0	0	0	2	1.1	2	0	2	0
Camden Yards	4.05	0	1	0	2	6.2	10	0	3	1
Comerica Park	1.80	0	0	0	3	5.0	4	1	1	2
Coors Field	0.00	0	0	0	1	2.1	1	0	0	1
Fenway Park	3.38	0	0	0	7	10.2	9	2	4	6
Jacobs Field	3.86	0	0	0	3	7.0	10	1	3	3
Kauffman Stadium	3.68	0	1	0	5	7.1	11	0	3	6
McAfee Coliseum	4.25	3	1	1	30	36.0	31	4	17	21
Metrodome	9.00	0	0	0	1	1.0	3	0	1	0
PETCO Park	1.17	1	0	1	4	7.2	10	0	1	4
Rogers Centre	9.64	0	1	0	7	9.1	17	5	10	5
Safeco Field	3.97	1	0	0	3	11.1	12	0	5	8
Tokyo Dome	0.00	0	0	0	1	0.1	0	0	0	0
Tropicana Field	4.21	2	1	0	16	36.1	44	2	17	25
U.S. Cellular Field	2.70	0	0	0	2	3.1	1	1	1	4
Yankee Stadium	5.14	0	0	0	5	7.0	8	0	4	7

Fielding Statistics

Pitcher		Year	Pct.	G	PO	A	E	TC	DP
		2003	1.000	15	4	2	0	6	0
		2004	.857	26	1	5	1	7	0
		2005	1.000	5	0	4	0	4	0
		2006	.875	55	4	3	1	8	1
Totals		.920	101	9	14	2	25	1	

Scoreless Streak

Chad Gaudin did not allow a run in his first 20 outings after the All-Star Break and had a career best 20.2 inning scoreless streak from July 13 to September 9. It was the longest scoreless streak by an A's reliever since Rick Honeycutt had a 24.1 inning streak from June 25 to September 14, 1995.

Gaudin's Career Highs

Low Hit Complete Game: None
Innings Pitched: 6.1, August 21, 2003 at Baltimore. As reliever: 5.0, September 18, 2003 at Boston
Fewest Innings Pitched, Starter: 0.2, June 22, 2004 at Toronto
Hits: 10 (twice), last: June 14, 2005 vs. St. Louis. As reliever: 8, September 1, 2004 vs. Baltimore
Runs: 7, June 5, 2005 at Oakland. As reliever: 6, September 7, 2004 at New York (AL)
Earned Runs: 7, June 5, 2005 at Oakland. As reliever: 4, September 1, 2004 vs. Baltimore

Walks: 5, August 27, 2003 at Seattle. As reliever: 3 (three times), last: September 21, 2006 at Cleveland
Strikeouts: 6, May 31, 2005 at Seattle. As reliever: 4 (twice), last: May 26, 2006 at Texas
Home Runs: 3, June 14, 2005 vs. St. Louis. As reliever: 2 (twice), last: May 4, 2006 vs. Cleveland
Longest Winning Streak: 4, July 4, 2006 to present
Longest Losing Streak: 5, June 5, 2005 to May 26, 2006
Longest Scoreless Streak: 20.2, July 13 to September 9, 2006

Ryan Goleski

28

Outfielder

Height/Weight: 6-3 / 215 **Bats/Throws:** Right / Right
Birthdate: March 19, 1982 **Opening Day Age:** 25
Birthplace/Resides: Warren, Michigan / Lake Orion, Michigan
Major League Service: None
Obtained: Acquired from Tampa Bay in exchange for cash considerations, December 7, 2006
Contract Status: First year of a one-year contract through 2007.



2006 Highlights

Batted a combined .306 with 27 home runs and 106 RBI in 125 games at Single-A Kinston and Double-A Akron in the Cleveland organization...his RBI total tied for sixth most in all of the minor leagues...had career highs in batting, doubles (31), RBI, walks (61), slugging (.557), on-base percentage (.391) and extra base hits (58) and matched his best in stolen bases (6)...led the Cleveland farm system in home runs and RBI and ranked fourth in batting...his batting average included a .317 (38 for 120) mark against left-handed pitching and .301 (98 for 325) against right-handers...hit .400 (52 for 130) with runners in scoring position, including .556 (5 for 9) with a home run and 13 RBI with the bases loaded...appeared in 83 games in left field and 39 in right field...was also 5 for 10 (.500) in three games at designated hitter...batted in every spot in the order except first and second and saw his most action in the three spot where he hit .286 (65 for 227) in 61 games...began the season at Kinston of the Carolina League and hit .331 with 10 home runs and 43 RBI in 38 games...hit .258 (16 for 62) at home and .407 (24 for 59) on the road...had a .500 (18 for 36) average with runners in scoring position...got off to a slow start as he was batting .192 (11 for 57) with two home runs and six RBI over his first 19 games through May 3...then had his first of three five RBI games on May 4 at Lynchburg...also had five RBI on May 17 against Potomac, when he connected for his only grand slam, and May 21 at Frederick, when he also hit three home runs and scored four runs...batted .490 (25 for 51) with eight home runs and 35 RBI over a 15-game stretch from May 4 to 22...earned CL Player of the Week honors twice over that span from May 1-7 and May 15-21...was promoted to Akron of the Eastern League on May 27 and went 4 for 13 (.308) with four RBI over his final four games in May...combined to hit .407 (33 for 81) with eight home runs and 41 RBI in 25 games in the month of May...hit .296 with 17 home runs and 63 RBI in 87 games overall with the Aeros...finished second on the club in home runs and third in RBI despite spending nearly the first two months of the season at Single-A...batted .345 (61 for 177) with 12 home runs and 44 RBI in 49 games at home compared to .238 (35 for 147) with five home runs and 19 RBI on the road...led Eastern League outfielders with 12 assists...had a season best 11-game hitting streak from June 2 to 15 (14 for 43, .326) and reached base safely via hit or walk in 25 consecutive games from June 2 to July 1...went 32 for 98 (.327) with 10 walks over that span...went 9 for 41 (.220) over his next 11 games but then hit .394 (26 for 66) with five home runs and 19 RBI over a 17-game stretch beginning on July 16...capped that stretch with his lone four-hit game of the season on August 2 against New Hampshire...also hit two home runs in that game for his second multi-homer game of the year...finished the season by hitting .243 (25 for 103) over his final 29 games...then hit .286 (10 for 35) with a home run, eight RBI, six walks and nine runs scored in 10 postseason games for Akron...was selected by Tampa Bay with the first selection in the Rule 5 Draft on December 7 and was traded to Oakland later in the day for cash considerations.

Career

2005—Spent the entire season at Single-A Kinston and batted .212 with 17 home runs and 67 RBI in 122 games...led Kinston in games, at bats (458), hits (97), doubles (27), RBI and strikeouts (134) and tied for the team lead in home runs (17)...ranked fourth in the Carolina League in strikeouts...batted .218 against left-handed pitching and .207 against right-handers...had 11 home runs in 188 at bats against lefties and six in 266 at bats against righties...hit .195 with runners in scoring position...played primarily in right field although he did hit .146 in 11 games as a designated hitter and made one appearance in left field...saw his most playing batting fifth where he hit .201 in 55 games...hit .251 with seven home runs and 22 RBI over his first 43 games through May 27...then hit .187 with 10 home runs and 45 RBI over his final 79 games...compiled his best batting average in May (.248) but hit under .200 in June (.198) and July (.163)...had a season best six-game hitting streak from May 16 to 22 (11 for 25, .440) and had two home runs and seven RBI over that span...had a season high six RBI and hit a grand slam on June 21 at Lynchburg...had five RBI on September 5 at Myrtle Beach...then hit .160 with two RBI in seven postseason games.

FRONT OFFICE
 2007 ATHLETICS
 REVIEW
 RECORDS
 HISTORY
 OPPONENTS
 PLAYER DEVELOPMENT
 MISCELLANEOUS

2004—Hit a career high 28 home runs in his first full season while playing for Single-A Lake County of the South Atlantic League...also had career highs in games (130), at bats (505), runs (83), hits (149), triples (5), hit by pitches (11) and stolen bases (6)...was named to the SAL post-season All-Star team after tying for second in the league in RBI (104)...also ranked tied for third in home runs, fourth in total bases (266) and fifth in hits...led the Captains in games, at bats, runs, home runs, RBI (104) and walks (55) and tied for the team lead in hit by pitches... appeared in 117 games in right field and went 19 for 57 (.333) in 13 games at designated hitter...hit .302 or better in every month except June when he batted .176...his best month was May when he hit .333 with eight home runs and 29 RBI in 29 games...was named SAL Player of the Week for the week of April 30 to May 6 after batting .448 with two home runs and 12 RBI.

2003—Made his professional debut at Mahoning Valley and was named to the New York-Penn League All-Star team after batting .296 with eight home runs and 37 RBI in 64 games...tied for third in the NYPL in home runs and was 10th in batting...appeared in 57 games in right field and one in left field and was 2 for 22 (.091) in six games at designated hitter...hit .353 in June, which included a season best 11-game hitting streak from June 21 to July 1 (17 for 42, .405).

Personal/Miscellaneous

Ryan S. Goleski was originally signed by Cleveland Indians scout Bill Schudlich...graduated from Lake Orion (MI) High School...attended Eastern Michigan...earned All-America and Team MVP honors as a sophomore in 2002 after hitting .381 with a school record 22 home runs.

Lifetime Playing Record

Year	Club	AVG.	G	AB	R	H	2B	3B	HR	RBI	SH	SF	HP	BB	SO	SB	CS	SLG	OBP	E
2003	Mahoning Valley	.296	64	243	39	72	15	2	8	37	0	1	3	21	66	3	5	.473	.358	3
2004	Lake County	.295	130	505	83	149	22	5	28	104	0	10	11	55	100	6	7	.525	.370	7
2005	Kinston	.212	122	458	59	97	27	0	17	67	0	6	4	39	134	6	4	.382	.276	6
2006	Kinston	.331	38	121	28	40	7	0	10	43	1	4	2	25	30	2	2	.636	.441	2
	Akron	.296	87	324	48	96	24	0	17	63	0	5	5	36	87	4	2	.528	.370	3

Career Transactions

2003 — Selected by the Cleveland Indians in the 24th round of the June draft. **2006** — Selected by the Tampa Bay Devil Rays in the Rule 5 draft, December 7. Traded to the Oakland Athletics for cash considerations, December 7.

Brad Halsey

51



Left-Handed Pitcher

Height/Weight: 6-1 / 187 **Bats/Throws:** Left / Left
Birthdate: February 14, 1981 **Opening Day Age:** 26
Birthplace/Resides: Houston, Texas / Austin, Texas
Major League Service: 2 years, 48 days
Obtained: Acquired from the Arizona Diamondbacks for RHP Juan Cruz, March 26, 2006
Contract Status: First year of a one-year contract through 2007.

2006 Highlights

Was acquired from Arizona in the final week of Spring Training and, with the exception of a two-week stint at Sacramento in August to prepare for a starting assignment, spent the entire season with the As...was 5-4 with a 4.67 ERA in 52 games, seven starts...replaced the injured Rich Harden in the rotation on May 2 and made six starts during the month...then made one more start in August when the As needed an extra starter following a doubleheader...was 1-3 with a 5.68 ERA (24 er in 38.0 ip) in his seven starting assignments and 4-1 with a 3.99 ERA (25 er in 56.1 ip) in his 45 relief appearances...allowed eight home runs in 38.0 innings as a starter but just three home runs in 56.1 innings in relief...is now 10-18 with a 5.00 ERA (124 er in 223.0 ip) in 40 career starts and 4-1 with a 4.26 ERA (30 er in 63.1 ip) in 48 career relief appearances...has allowed 31 of his 35 career home runs as a starter...allowed a .288 opponents batting average, which broke down to .277 (75 for 271) against right-handed hitters and .317 (33 for 104) against left-handers...his opponents average dropped to .204 (21 for 103) with runners in scoring position...however, opponents were 4 for 9 (.444) with a grand slam and 12 RBI with the bases loaded...allowed a .292 (74 for 253) opponents average the first time through the line-up, .197 (15 for 76) the second time through and .413 (19 for 46) after that...was 3-3 with a 3.97 ERA (29 er in 65.2 ip) in 27 games, six starts, before the All-Star Break and 2-1 with a 6.28 ERA (20 er in 28.2 ip) in 25 games, one start, after the break...first batters faced hit .237 (9 for 38) with six walks and a hit by pitch and he allowed 9 of his 24 (37.5%) inherited runners to score...the As were 1-6 in his seven starting assignments and his teams are 16-24 (.400) in his career starts...tossed fewer than 5.0 innings in two of his starts and his season high was 6.1 innings on May 20 against San Francisco...tossed 2.0 or more innings in seven of his 45 relief appearances and recorded less than three outs in 17 of his outings...was acquired from the Arizona Diamondbacks on March 26 for right-handed pitcher Juan Cruz and opened the season in the As bullpen...allowed a run in each of his first two outings but followed that up with seven consecutive scoreless outings (10.1 ip) for a 1.42 ERA (2 er in 12.2 ip) in nine relief appearances in April...replaced the injured Rich Harden in the starting rotation on May 2 and went 1-2 with a 5.63 ERA (20 er in 32.0 ip) and seven home runs allowed in six starts in

May...extended his scoreless streak to a career high 12.1 innings in his first start on May 2 at Los Angeles...picked up the win in that start but lost each of his next two starts and the A's would go on to lose each of his remaining six starting assignments...including a no decision in a 4-2 loss to San Francisco on May 20 when he allowed Barry Bonds' 714th career home run...moved back into the bullpen in June and picked up the win in each of his first two outings on June 3 and 4 against Minnesota...tossed 5.0 scoreless innings on the 4th in relief of Harden in a 5-1 A's win...the innings pitched were his most ever as a reliever...also tossed 5.0 scoreless innings on June 17 in the A's 5-4, 17-inning win over Los Angeles (NL)...was charged with his third loss of the season on June 30 in his only outing against his former team, Arizona (1.2 ip, 3 h, 3 r, 3 er, 2 bb, 2 so)...went 2-1 with a 3.19 ERA (11 er in 31.0 ip) over a 24-game stretch from June 3 to August 7 and then allowed six runs in 0.1 innings on August 9 against Texas...those were his most runs ever as a reliever...was optioned to Sacramento on August 9 in preparation for a start on August 22 at Toronto and went 1-0 with a 0.96 ERA (9.1 ip, 4 h, 1 r, 1 er, 1 bb, 3 so) and .129 (4 for 31) opponents batting average in two starts with the River Cats...took the loss in his start on the 22nd against the Blue Jays (6.0 ip, 6 h, 4 r, 4 er, 1 bb, 1 so) and spent the rest of the season pitching in relief...had two wins and a 5.11 ERA (7 er in 12.1 ip) over his final 11 outings...was not on the A's postseason roster.

Career

2005—Turned in a solid first full season at the big league level, ranking among National League rookie leaders with 26 starts (second), 160.0 innings pitched (second), 82 strikeouts (third), eight wins (tied for third) and a 4.61 ERA (fifth)...his season ranked among the top performances by a D'Back rookie, including the second highest totals in starts, strikeouts and innings, while tying for third in wins...although he spent the vast majority of the year in the rotation, his Arizona debut came as a reliever on Opening Day (April 4) working 4.0 innings out of the pen against the Cubs, allowing six hits and four runs (two earned)...he then had to sit out two games (April 5-6) due to an MLB imposed suspension he received for an incident while with the Yankees on September 26, 2004, against Boston...was inserted into the rotation on April 11 against Colorado, winning 2-0, allowing five hits in 6.0 innings with a career high seven strikeouts...went 2-2 with a 2.82 ERA in May...he struggled through an 0-5 month of June, but rebounded by going 4-0 with a 2.09 ERA over his next six starts from July 3-August 4...worked a career-high 7.2 innings against Cincinnati on July 8 and on July 23 vs. Atlanta...his career best four-game win streak was halted on August 10 with a 10-5 loss to the Marlins in Dolphins Stadium...he dropped his final five starts of the season from August 10-30...pitched once in relief over the season's final month, giving up three runs in a 2.0 inning stint against Milwaukee on September 15...held opposing lefthanded batters to a .267 average while righthanders batted .309...pitched at least 6.0 innings in 18 of 26 starts...in his first year in the National League he went 3 for 48 (.063) at the plate, but drew six walks, tops among the team's pitchers.

2004—Made his major league debut with a pair of stints with New York...his contract was purchased on June 19 and he made his big league debut that day, recording a 6-2 win at Dodger Stadium allowing two runs on five hits in 5.2 innings...also picked up his first major league hit in his first at bat, a single off of Hideo Nomo...was optioned to Columbus on July 8 and went 11-4 with a 2.63 ERA in 24 games (23 starts) while in Triple-A...he earned the International League Pitcher-of-the-Week honors for June 7-13...was recalled from Columbus on September 5...started the second game of the September 9 doubleheader against Tampa Bay but did not figure in the decision in the Yankees' 10-5 win.

2003—Split the season between Single-A Tampa and Double-A Trenton, combining the two stops for a 17-9 record and 4.21 ERA, with his win total tying three other pitchers for most in the minors...he worked a scoreless frame at the Florida State League All-Star game on June 14...he was promoted to Trenton on June 19.

2002—The Yankees' eighth-round selection in the First-Year Player Draft, he signed on July 1 and was assigned to Single-A Staten Island of the New York-Penn League...his .193 opponents average as a starter ranked third in the league...made his professional debut on July 7 against Brooklyn with 3.0 innings of relief work, allowing one run on two hits...moved into the starting rotation for the remainder of the season...recorded his first professional win at Brooklyn on July 26.

Personal/Miscellaneous

Bradford Alexander Halsey...was a 1999 graduate of Westfield (TX) High School, then attended Hill Junior College in Hillsboro, TX...after two seasons of JUCO ball, he transferred to the University of Texas in Austin, where he was an integral part of the Longhorns' 2002 National Championship team, going 7-2 with a 2.74 ERA and 82 strikeouts.

Lifetime Pitching Record

Year	Club	W	L	ERA	G	GS	CG	SHO	SV	IP	H	R	ER	HR	HB	BB	IBB	SO	WP	BK
2002	Staten Island	6	1	1.93	11	10	0	0	0	56.0	39	15	12	0	4	17	0	53	0	0
2003	Tampa	10	4	3.43	14	13	1	0	0	84.0	96	36	32	3	1	14	0	56	4	0
	Trenton	7	5	4.93	15	15	0	0	0	91.1	123	51	50	4	5	22	0	78	3	0
2004	Columbus	11	4	2.63	24	23	3	2	0	144.0	128	46	42	8	7	37	0	109	2	1
	NEW YORK (AL)	1	3	6.47	8	7	0	0	0	32.0	41	26	23	4	2	14	0	25	0	0
2005	ARIZONA	8	12	4.61	28	26	0	0	0	160.0	191	101	82	20	9	39	3	82	2	1
2006	OAKLAND	5	4	4.67	52	7	0	0	0	94.1	108	53	49	11	5	46	7	53	7	0
	Sacramento	1	0	0.96	2	2	0	0	0	9.1	4	1	1	0	1	1	0	3	0	0
AL Totals		6	7	5.13	60	14	0	0	0	126.1	149	79	72	15	7	60	7	78	7	0
NL Totals		8	12	4.61	28	26	0	0	0	160.0	191	101	82	20	9	39	3	82	2	1
ML Totals		14	19	4.84	88	40	0	0	0	286.1	340	180	154	35	16	99	10	160	9	1

Career Transactions

2002 — Selected by the New York Yankees organization in the eighth round of the free agent draft, June 4. **2005** — Traded to the Arizona Diamondbacks with RHP Javier Vazquez, C Dioner Navarro and cash considerations in exchange for LHP Randy Johnson, January 11. On suspended list, April 5 to 7. **2006** — Traded to the Oakland Athletics for RHP Juan Cruz, March 26.

vs. The American League

2006 ERA	W	L	SV	G	IP	H	HR	ER	SO	CAREER vs. TEAM										
										ERA	W	L	SV	G	IP	H	HR	ER	SO	
0.00	1	0	0	2	2.0	3	0	0	3	Baltimore	0.00	1	0	0	2	2.0	3	0	0	3
7.20	0	0	0	6	5.0	7	0	4	2	Boston	4.76	0	0	0	8	11.1	11	1	6	9
13.50	0	0	0	1	1.1	2	0	2	1	Chicago	13.50	0	0	0	1	1.1	2	0	2	1
0.00	0	0	0	1	0.0	2	0	1	0	Cleveland	16.88	0	1	0	2	2.2	8	1	5	3
0.00	0	0	0	3	4.1	2	0	0	3	Detroit	5.19	0	1	0	4	8.2	11	1	5	8
11.57	0	0	0	1	4.2	10	1	6	1	Kansas City	9.82	0	2	0	3	14.2	30	1	16	7
4.50	2	0	0	8	12.0	13	2	6	5	Los Angeles	4.50	2	0	0	8	12.0	13	2	6	5
0.00	2	0	0	5	8.1	6	0	0	1	Minnesota	0.00	2	0	0	5	8.1	6	0	0	1
7.88	0	1	0	4	8.0	10	3	7	9	New York	7.88	0	1	0	4	8.0	10	3	7	9
—	0	0	0	0	0.0	0	0	0	0	Oakland	—	0	0	0	0	0.0	0	0	0	0
7.36	0	0	0	4	3.2	7	0	3	1	Seattle	7.36	0	0	0	4	3.2	7	0	3	1
1.50	0	1	0	2	6.0	8	0	1	3	Tampa Bay	3.86	0	1	0	3	9.1	15	1	4	6
6.14	0	0	0	7	14.2	17	2	10	8	Texas	6.14	0	0	0	7	14.2	17	2	10	8
4.15	0	1	0	3	8.2	6	1	4	3	Toronto	3.29	0	1	0	4	13.2	11	1	5	4

vs. The National League

2006 ERA	W	L	SV	G	IP	H	HR	ER	SO	CAREER vs. TEAM										
										ERA	W	L	SV	G	IP	H	HR	ER	SO	
16.20	0	1	0	1	1.2	3	0	3	2	Arizona	16.20	0	1	0	1	1.2	3	0	3	2
—	0	0	0	0	0.0	0	0	0	0	Atlanta	2.35	0	0	0	1	7.2	4	0	2	1
—	0	0	0	0	0.0	0	0	0	0	Chicago	1.80	1	0	0	2	10.0	10	1	2	4
—	0	0	0	0	0.0	0	0	0	0	Cincinnati	6.94	0	1	0	2	11.2	16	3	9	6
—	0	0	0	0	0.0	0	0	0	0	Colorado	3.38	1	1	0	2	10.2	13	1	4	11
—	0	0	0	0	0.0	0	0	0	0	Florida	10.80	0	1	0	1	5.0	8	1	6	1
—	0	0	0	0	0.0	0	0	0	0	Houston	1.38	2	0	0	2	13.0	14	0	2	2
0.00	0	0	0	1	5.0	4	0	0	1	Los Angeles	3.43	2	0	0	4	21.0	25	3	8	10
—	0	0	0	0	0.0	0	0	0	0	Milwaukee	13.50	0	0	0	1	2.0	3	0	3	0
—	0	0	0	0	0.0	0	0	0	0	New York	5.23	1	1	0	2	10.1	11	0	6	10
—	0	0	0	0	0.0	0	0	0	0	Philadelphia	7.30	0	2	0	2	12.1	13	4	10	3
—	0	0	0	0	0.0	0	0	0	0	Pittsburgh	5.40	0	1	0	1	6.2	7	1	4	4
—	0	0	0	0	0.0	0	0	0	0	St. Louis	6.75	0	1	0	1	5.1	9	0	4	5
0.00	0	0	0	2	2.2	2	0	0	6	San Diego	2.60	2	1	0	6	27.2	26	4	8	19
2.84	0	0	0	1	6.1	6	2	2	4	San Francisco	3.96	0	2	0	4	25.0	27	4	11	15
—	0	0	0	0	0.0	0	0	0	0	Washington	4.50	0	0	0	1	6.0	7	0	3	2

Monthly Breakdown

2006 ERA	W	L	SV	G	IP	H	HR	ER	SO	CAREER by MONTH										
										ERA	W	L	SV	G	IP	H	HR	ER	SO	
1.42	0	0	0	9	12.2	10	0	2	5	April	2.66	2	0	0	14	40.2	42	4	12	23
5.63	1	2	0	6	32.0	40	7	20	18	May	4.09	3	4	0	12	70.1	80	11	32	39
2.95	2	1	0	9	18.1	19	1	6	14	June	6.20	3	7	0	16	53.2	74	5	37	37
3.18	0	0	0	12	11.1	11	0	4	8	July	3.19	3	1	0	19	53.2	52	3	19	32
11.42	0	1	0	6	8.2	12	2	11	2	August	8.06	1	6	0	12	41.1	55	10	37	15
3.60	2	0	0	9	10.0	12	0	4	6	September	6.20	2	1	0	13	20.1	28	1	14	13
13.50	0	0	0	1	1.1	4	1	2	0	October	4.26	0	0	0	2	6.1	9	1	3	1

Pitching Breakdown

2006 ERA	W	L	SV	G	IP	H	HR	ER	SO	CAREER by CATEGORY										
										ERA	W	L	SV	G	IP	H	HR	ER	SO	
4.78	4	2	0	28	52.2	62	4	28	24	Home	4.73	7	8	0	45	146.2	172	15	77	81
4.54	1	2	0	24	41.2	46	7	21	29	Road	4.96	7	11	0	43	139.2	168	20	77	79
4.36	3	2	0	21	43.1	45	7	21	27	Day	5.40	6	7	0	35	106.2	125	17	64	63
4.94	2	2	0	31	51.0	63	4	28	26	Night	4.51	8	12	0	53	179.2	215	18	90	97
4.75	5	3	0	47	85.1	99	10	45	52	Grass	4.92	14	18	0	82	272.1	326	34	149	158
4.00	0	1	0	5	9.0	9	1	4	1	Turf	3.21	0	1	0	6	14.0	14	1	5	2
3.97	3	3	0	27	65.2	73	8	29	38	Pre-ASG	4.45	9	12	0	49	190.0	228	23	94	117
6.28	2	1	0	25	28.2	35	3	20	15	Post-ASG	5.61	5	7	0	39	96.1	112	12	60	43
5.68	1	3	0	7	38.0	46	8	24	19	Starter	5.00	10	18	0	40	223.0	269	31	124	122
3.99	4	1	0	45	56.1	62	3	25	34	Reliever	4.26	4	1	0	48	63.1	71	4	30	38

Ballpark Breakdown

	ERA	W	L	SV	G	IP	H	HR	ER	SO
Ameritrust Field	3.86	0	0	0	3	9.1	10	1	4	5
Angel Stadium of Anaheim	6.43	1	0	0	3	7.0	9	2	5	3
AT&T Park	4.26	0	1	0	1	6.1	8	0	3	3
Busch Stadium I	6.75	0	1	0	1	5.1	9	0	4	5
Camden Yards	0.00	0	0	0	1	0.2	1	0	0	1
Chase Field	3.82	3	4	0	13	77.2	85	8	33	40
Citizens Bank Park	9.00	0	1	0	1	6.0	9	2	6	2
Comerica Park	0.00	0	0	0	1	1.1	1	0	0	2
Coors Field	7.71	0	1	0	1	4.2	8	1	4	4
Dodger Stadium	4.50	2	0	0	3	16.0	21	3	8	9
Dolphin Stadium	10.80	0	1	0	1	5.0	8	1	6	1
Fenway Park	0.00	0	0	0	4	3.1	1	0	0	3
Great American Ball Park	15.75	0	1	0	1	4.0	8	3	7	2
Jacobs Field	13.50	0	1	0	1	2.2	6	1	4	3
Kauffman Stadium	9.00	0	1	0	1	4.0	6	0	4	2
McAfee Coliseum	4.78	4	2	0	28	52.2	62	4	28	24
Metrodome	0.00	0	0	0	3	2.2	3	0	0	0
Minute Maid Park	1.29	1	0	0	1	7.0	6	0	1	0
PETCO Park	3.07	1	1	0	4	14.2	13	2	5	12
RFK Stadium	4.50	0	0	0	1	6.0	7	0	3	2
Rogers Centre	4.09	0	1	0	2	11.0	11	1	5	2
Safeco Field	6.75	0	0	0	3	2.2	4	0	2	1
Shea Stadium	0.00	1	0	0	1	7.0	6	0	0	6
Tropicana Field	0.00	0	0	0	1	0.1	0	0	0	0
Wrigley Field	0.00	1	0	0	1	6.0	4	0	0	2
Yankee Stadium	8.61	0	3	0	7	23.0	34	6	22	26

Fielding Statistics

Pitcher

YEAR	PCT.	G	PO	A	E	TC	DP
2004	.750	8	0	3	1	4	0
2005	.909	28	5	25	3	33	2
2006	.950	52	4	15	1	20	2
Totals	.912	88	9	43	5	57	4

Halsey's Career Highs

Low Hit Complete Game: None

Innings Pitched: 7.2 (twice), last: July 23, 2005 vs. Atlanta. As reliever: 5.0 (twice), last: June 17, 2006 vs. Los Angeles (NL)

Fewest Innings Pitched, Starter: 2.2, June 17, 2005 at Cleveland

Hits: 14, June 11, 2005 vs. Kansas City. As reliever: 6, April 4, 2005 vs. Chicago (NL)

Runs: 8 (twice), last: June 17, 2005 at Cleveland. As reliever: 6, August 9, 2006 vs. Texas

Earned Runs: 7, August 21, 2005 at Cincinnati. As reliever: 5, August 9, 2006 vs. Texas

Walks: 5, June 26, 2004 vs. New York (NL). As reliever: 3, September 5, 2006 vs. Texas

Strikeouts: 7, April 11, 2005 vs. Colorado. As reliever: 4, June 27, 2006 at San Diego

Home Runs: 3, August 21, 2005 at Cincinnati. As reliever: 1 (four times), last: October 1, 2006 at Los Angeles (AL)

Longest Winning Streak: 4, July 3 to August 4, 2005

Longest Losing Streak: 5 (twice), last: August 10 to 30, 2005

Longest Scoreless Streak: 12.1, April 11 to May 2, 2006

Halsey's 2006 Starts

Date	Opponent	Score	Dec	ERA*	IP	H	R	ER	BB	SO	HR	#PIT
May 2	at Los Angeles (AL)	10-3	W	2.50	5.1	5	3	3	3	3	1	73
May 7	Tampa Bay	2-3	L	2.28	5.2	8	3	1	3	3	0	95
May 13	at New York (AL)	3-4	L	3.21	4.1	5	4	4	4	5	2	95
May 20	San Francisco	2-4 (10)	—	3.15	6.1	6	2	2	2	4	2	93
May 25	at Texas	7-8	—	3.60	5.2	6	4	4	4	2	1	105
May 30	Kansas City	7-8 (10)	—	4.43	4.2	10	6	6	2	1	1	73
Aug. 22	at Toronto	3-4	L	4.61	6.0	6	4	4	1	1	1	88

* indicates overall ERA

Longest Winning Streaks by A's Pitchers

13	Jim Hunter	June 2 to September 5, 1973	9	Barry Zito	August 20 to October 7, 2001
11	Mark Mulder	May 9 to July 18, 2004	9	Tim Hudson	April 25 to July 2, 2000
10	Barry Zito	August 13, 2002 to April 8, 2003	9	T.J. Mathews	June 27, 1998 to May 15, 1999
10	Bob Welch	May 11 to June 30, 1990	9	Mike Moore	September 5, 1991 to April 28, 1992
10	Storm Davis	July 8 to September 5, 1988	9	Dave Stewart	September 19, 1988 to May 5, 1989
10	Vida Blue	April 9 to May 23, 1971	9	Rick Langford	July 5 to August 15, 1980
9	Dan Haren	May 31 to August 7, 2005	9	Paul Lindblad	April 11 to September 6, 1975
9	Tim Hudson	August 3, 2002 to April 1, 2003	9	Chuck Dobson	May 12 to July 20, 1971
9	Barry Zito	May 5 to June 22, 2002			

Rich Harden

40



Right-Handed Pitcher

Height/Weight: 6-1 / 190

Bats/Throws: Left / Right

Birthdate: November 30, 1981

Opening Day Age: 25

Birthplace/Resides: Victoria, British Columbia, Canada / Victoria, British Columbia, Canada

Major League Service: 3 years, 74 days

Obtained: Selected in the 17th round of the June, 2000 draft

Contract Status: Third year of a four-year contract through 2008 with a club option for 2009.

2006 Highlights

Had his season interrupted by injury twice for the second consecutive year and was limited to just nine starts in 2006...was 4-0 with a 4.24 ERA in those starting assignments...had two stints on the disabled list, missing 34 games from April 27 to June 3 with a muscle strain in his back and 94 games from June 5 to September 20 with a sprained ligament in his right elbow...is now 14-5 with a 2.99 ERA (58 er in 174.2 ip) in 31 games, 28 starts, over the last two seasons...is 22-7 with a 3.17 ERA (96 er in 272.2 ip) and .210 (206 for 983) opponents batting average in 46 games, 43 starts, since the 2004 All-Star Break after going 8-9 with a 4.49 ERA and .256 opponents batting average over the first 31 games, 29 starts, of his career...the As won all nine of his regular season starting assignments in 2006 and are 21-7 (.750) in his starting assignments over the last two years...are 47-25 (.653) in his career starts...allowed a .191 opponents batting average, which broke down to .176 (16 for 91) against left-handed hitters and .211 (15 for 75) against right-handers...his opponents average dropped to .179 (5 for 28) with runners in scoring position and he has allowed a .217 (72 for 332) career average with RISP...three of the five home runs he allowed were solo shots...opponents were 6 for 44 (.136) with five walks (.224 on-base percentage) when leading off an inning and opponents are 90 for 412 (.218) when leading off an inning against him in his career...allowed a .145 (10 for 69) average the first time through the lineup and .226 (21 for 93) after that...opponents hit .141 (10 for 71) over his first 45 pitches in a game and .231 (21 for 91) after that...allowed a .368 (7 for 19) average against the number four hitter and .168 (24 for 143)...was 2-0 with a 2.89 ERA (6 er in 18.2 ip) in three starts at night and 2-0 with a 5.14 ERA (16 er in 28.0 ip) in six starts during the day...has allowed one run or fewer in 26 of his 72 career starts but is just 14-0 with 12 no decisions in those starts...is 26-0 in 32 career starts with run support of four runs or more...tossed seven or more innings in just three of his starts and pitched five innings or fewer in each of his final five starts...allowed two runs or fewer four times and walked two batters or fewer four times...did not allow a run in the first two innings of his first start on April 4 against New York to extend his career high scoreless streak to 18.1 innings dating back to August 14, 2005...tossed at least seven innings in three consecutive starts from April 9 to 21, all wins...those were his only starts of six or more innings this year...had a no decision in the As 6-4 win in 10 innings on April 26 at Texas...left the game after 3.1 innings with a muscle strain in his back and placed on the 15-day disabled list the next day...was replaced by Brad Halsey in the starting rotation during his first stint on the DL and the As went 1-5 in Halsey's starting assignments...made one rehab start for Triple-A Sacramento on May 31 and had a no decision in the River Cats 6-5 win at Las Vegas (2.0 ip, 1 h, 3 so)...was reinstated from the DL on June 4 and started that day against Minnesota...had a no decision in the As 5-1 win...was on a pitch limit and was relieved after tossing 79 pitches in four innings...left with a 4-1 lead and Halsey pitched the final five innings for the victory...was placed back on the DL on June 8, retroactive to June 5, with a sprained ligament in his right elbow...it was his third career stint on the DL, which does not include a span from August 20 to September 24, 2005 when he did not pitch because of a right lat strain...the As fifth starters were a combined 7-6 while he was on the DL for the second time (Sarloos 5-4, Windsor 0-2, Komine 2-0)...the As are 9-0 in his starting assignments this year and 8-11 in games started by his replacements...over the last two years, the As are 21-7 (.750) in games in which he starts and 11-22 (.333) in the starts by the pitchers who replaced him when he was injured...was reinstated from the DL for the second time on September 21 and went 1-0 with a 5.40 ERA (7 er in 11.2 ip) over his final three starts, all on a pitch count...tossed 3.0 innings on September 21 against Cleveland and struck out seven batters...it marked the second time in Oakland history a pitcher struck out seven in three innings or less...it was the first time by a starter as the other was John Briscoe who fanned seven in 2.2 innings of relief on May 11, 1994 at Detroit...was the winning pitcher in the As division clinching 12-3 victory at Seattle on September 26...tossed five shutout innings (2 h, 1 bb, 5 so)...that extended his winning streak to five games dating back to August 19, 2005...has a 3.41 ERA (22 er in 58.0 ip) and .187 (38 for 203) opponents batting average over that 13-game, 10-start stretch...the winning streak is one short of his career high and he has not lost during the regular season since August 9, 2005 against Los Angeles...the As have won each of his last 10 starting assignments...walked six batters and allowed six runs on three hits in 3.2 innings in his final start on October 1 at Los Angeles...made one postseason start and was the losing pitcher in the As 3-0 loss at Detroit in Game 3 of the ALCS on October 13 (5.2 ip, 5 h, 3 r, 3 er, 5 bb, 4 so)...did not pitch in the ALDS against Minnesota as he was scheduled to start Game 4 in the As three-game sweep.

Career

2005—Was 10-5 with a 2.53 ERA but appeared in just 22 games, including 19 starts, as his season was interrupted by injury twice...began the season by going 2-3 with a 2.80 ERA over his first seven starts before he was placed on the Disabled List retroactive to May 14 with a strained left oblique muscle...returned on June 21 and went 8-2 with a 2.54 ERA and .184 opponents batting average over his next 12 starts through August 19...did not pitch from August 20 through September 24 because of a right lat strain...pitched exclusively in relief following his return and did not allow a run in three outings (5.0 ip)...was 10-5 with a 2.63 ERA in his 19 starts...the As went 12-7 (.632) in his 19 starting assignments but were a combined 3-11 (.214) in games started by the pitchers who took his turn in the rotation (Eherton 1-2, Glynn 0-3 and Kennedy 2-6)...his ERA was a career low...held opponents to a .201 batting average, .271 on-base percentage and .294 slugging percentage...tossed just 128.0 innings and, based on a minimum of 100 innings pitched, he had the lowest opponents batting average and slugging percentage and the fewest home runs per nine innings (7 hr, 0.49 per nine innings) in the American League...also had the second

lowest ERA and the third lowest opponents on-base percentage...his opponents batting average was third lowest in Oakland history using the 100 inning minimum and the slugging percentage was fourth lowest...tied for fifth in the AL with the first shutout of his career and tied for 10th with his first two complete games...his batting average broke down to .179 against left-handed hitters and .221 against right-handers...his mark against lefties was fourth lowest in the AL...his opponents average dropped to .191 with runners in scoring position, including .083 with RISP and two outs...was 5-4 with a 2.53 ERA in 11 starts before the All-Star Break and 5-1 with a 2.54 ERA in 11 games, eight starts, after the break...the A's scored just 12 runs while he was pitching in his five losses and four no decisions (58.1 ip, 1.85 per nine innings)...was 3-1 with a 1.48 ERA and .159 opponents batting average in seven games during the day and 7-4 with a 3.06 ERA and .220 opponents batting average in 15 games at night...agreed to terms on a four-year contract through the 2008 season with a club option for 2009 on April 2...tossed 8.0 shutout innings on April 16 against Los Angeles but ended up with a no decision, the third time in his career he received a no decision after not allowing a run...finished April with a 2-0 record and a 2.10 ERA in four starts...tossed his first career complete game in the A's 3-2 loss to Texas on May 2...allowed a solo home run to Dellucci in the third inning of that start which snapped a 48.1 inning, 195-batter homerless streak dating back to his last home run on September 11, 2004...had his only losing streak of the season when he lost each of his three starts in May (3.72 ERA), matching his career high...left his start on May 13 against New York after 3.1 innings with a strained left oblique muscle...was placed on the DL retroactive to May 14...made one rehab start for Triple-A Sacramento on June 17 against Colorado Springs (3.0 ip, 1 h, 7 so)...returned from the DL on June 21 at Seattle and won each of his first three starts following his return...including June 26 against San Francisco when he combined with Ron Flores and Kiko Calero on a one-hit shutout in the A's 16-0 win...tossed his first career shutout, a two-hitter in the A's 6-0 win over Texas on July 14...tossed just 80 pitches which was the fewest by an Oakland pitcher in a nine-inning complete game since pitch counts were tracked starting in 1988...it marked just the 15th time since 1988 that a major league pitcher has tossed 80 or fewer pitches in a nine-inning complete game...retired each of the first 22 hitters he faced before Soriano singled with one out in the eighth...that started a season best four-game winning streak through July 29 (2.54 ERA)...allowed a career high 12 hits in an 8-4 win over Detroit on July 29...went 5-1 with a 2.77 ERA in six starts in July...those were his most wins ever in a month...tied for second in the AL in wins in July and ranked fifth in ERA...then went 1-1 with a 3.00 ERA in four starts in August before he was sidelined with a right lat strain...returned on September 25 and pitched in relief that day against Texas (1.0 ip, 1 h)...it was his first relief appearance since September 28, 2003, snapping a streak of 50 consecutive starts...each of his final three appearances came in his relief and he tossed 5.0 scoreless innings, retiring 15 of the 19 hitters that he faced...finished the season with a 16.1 inning scoreless streak.

2004—Was one of the top pitchers in the American League after the All-Star Break as he went 8-2 with a 3.49 ERA and a .229 opponents batting average in 15 starts after the break...tied for fifth in the AL in wins after the break and ranked sixth in opponents batting average and ERA...was 3-5 with a 4.52 ERA and .254 opponents batting average before the break...struck out 91 batters in 91.2 innings before the break and 76 in 98.0 innings after the break...was 11-7 with a 3.99 ERA and .242 opponents batting average in 31 starts overall...ranked eighth in the AL in strikeouts with a team leading 167 and was tied for seventh with 81 walks...allowed just 16 home runs in 189.2 innings, an average of 0.76 per nine innings which was fourth lowest in the AL...tied with teammate Tim Hudson for the second lowest opponents slugging percentage in the AL (.366) and tied for the fifth lowest opponents batting average (.242)...allowed a .202 opponents batting average the first time through the line up, .221 the second time through and .309 after that...had a 2.65 ERA in the first four innings of a game and 6.42 after that...had 13 no decisions which tied for third most among AL starting pitchers and equaled the second most ever by an Oakland starter...left with the lead (and pitched at least five innings) in three of his no decisions only to have the bullpen blow the save...the A's were 7-6 in his no decisions and were 18-13 in his starting assignments...allowed one run or fewer in nine of his starts but was just 3-0 with six no decisions in those starts...including two no decisions in two starts when he did not allow a run...the A's scored 37 runs in his seven losses and 13 no decisions (118.1 ip, 2.81 runs per nine innings) and 66 runs in his 11 wins (71.1 ip, 8.33 runs per nine innings)...was 6-3 with a 3.02 ERA and .216 opponents batting average in 15 starts in Oakland compared to 5-4 with a 4.96 ERA and .266 opponents batting average in 16 starts on the road...had the fourth best home ERA in the AL...ranked seventh in the AL with a 3.74 ERA during night games...his opponents batting average broke down to .227 against right-handers and .254 against left-handers...allowed a .213 opponents batting average when leading off an inning which was fourth lowest in the AL...came out of spring training as the A's fifth starter and was optioned to Triple-A Sacramento on April 3 as the A's had two off days over the first eight days of the season...made one start for Sacramento on April 10 and he had a no decision in the River Cats 5-3 loss to Edmonton (5.0 ip, 6 h, 3 r, 3 er, 3 bb, 6 so)...recalled to Oakland on April 15...lost consecutive starts on June 16 at St. Louis and June 21 at Anaheim, one of two losing streaks he had in 2004 (also lost two straight in April)...left his start on June 26 against San Francisco after just 2.1 innings with a left shoulder subluxation...was injured covering first base on a Ray Durham ground ball...it was his shortest outing ever as a starter...began the second half of the season with a career high six-game winning streak from July 15 to August 31...went 6-0 with a 2.55 ERA and .208 opponents batting average over that 10-start stretch...tossed a career high 125 pitches in 8.2 innings on July 20 against Toronto and did not allow a run but ended up with a no decision in the A's 1-0 win in 14 innings...went 4-0 with a 2.97 ERA in six starts in August...tied for fourth in the AL in wins in August and ranked sixth in ERA...picked up his 10th win of the season on September 16 against Texas to become the fifth A's starter to win 10 games...that marked the first time the A's have had five starters win 10 games since moving to Oakland in 1968.

2003—Began the season at Double-A Midland and made two starts there and 16 games, 14 starts, at Sacramento in his Triple-A debut before he was promoted to Oakland on July 17...went 5-4 with a 4.46 ERA in 15 games, 13 starts, with the A's...went 3-0 with a 1.33 ERA and .213 opponents batting average over his first four starts and 2-4 with a 6.23 ERA and .280 opponents batting average over his last 11 games, nine starts...began his Major League career with 13 consecutive starts before pitching in relief on September 26 and 28 at Seattle...was 3-1 with a 3.86 ERA in six starts in Oakland and 2-3 with a 4.99 ERA in nine games on the road...was 4-1 with a 2.51 ERA in six games during the day and 1-3 with a 5.95 ERA in nine games at night...allowed a .259 opponents batting average which broke down to .271 against left-handers and .241 against right-handers...his opponents average dropped to .169 with runners in scoring position...allowed a .321 opponents batting average against the first four hitters in the order and .204 to the bottom five batters in the line-up...was selected from Sacramento on July 17 and made his ML debut on July 21 in Kansas City in just his third professional season...became the 30th pitcher in Oakland history to start in his major league debut...at the age of 21 years, 233 days, he became the youngest A's pitcher to start a game since Steve Karsay on August 17, 1993 at the age of 21 years, 146 days...had a no decision in the A's 6-1 win...shutout the Royals on three hits and a walk over the first five innings before allowing his only run in the sixth...first ML win came in his second start, an 8-1 A's win at Anaheim on July 26 (7.0 ip, 7 h, 1 r, 1 er, 1 bb, 3 so)...after winning each of his first three decisions, he lost each of his next three starts from August 10 to 21...allowed his first home run on August 15 against Toronto after starting his career with 34 consecutive homerless innings...walked a career high seven on August 21 at Boston...snapped his losing streak on August 31 against Tampa Bay when he struck out a career high 10...made two relief

FRONT OFFICE

2007 ATHLETICS

REVIEW

RECORDS

HISTORY

OPPONENTS

PLAYER DEVELOPMENT

MISCELLANEOUS

appearances in the ALDS against Boston...picked up the win in the A's 5-4, 12 inning win in Game 1, tossing a scoreless 12th inning...took the loss in the A's 3-1 loss in Game 3 at Boston, allowing a two-run pinch-hit home run to Nixon in the bottom of the 11th...was named Minor League Pitcher of the Year by SportsTicker and was also named Organizational Pitcher of the Year by the A's for the second consecutive season...was 11-4 with a 2.74 ERA in 18 games, 16 starts, at Midland and Sacramento...allowed a .201 opponents batting average...went 2-0 with a 0.00 ERA in two starts at Midland and 9-4 with a 3.15 ERA in 16 games, 14 starts, at Sacramento...did not allow a base runner in his two starts at Midland, retiring all 39 batters that he faced...was promoted to Sacramento on April 10 and retired the first eight batters he faced in his Triple-A debut in the second game of a doubleheader at Edmonton on April 13, giving him a season opening stretch of 47 consecutive batters retired...the streak was 57 in a row dating back to his final start of 2002...was on the disabled list from April 26 to May 9 with a right ankle sprain...tossed a season high 7.1 shutout innings on June 20 against Salt Lake and earned Pacific Coast League Pitcher of the Week honors on June 23...started for the World Team in the Futures Game on July 13 in Chicago and had a no decision (1.0 ip, 1 h, 1 r, 1 er, 2 bb, 3 so)...did not pitch in the Triple-A All-Star Game on July 16 as he was called up to Oakland the next day.

2002—Split his season between Single-A Visalia and Double-A Midland and combined for 187 strikeouts, the second best figure in all of minor league baseball...the strikeout total came in 153.0 innings, an average of 11.00 strikeouts per nine innings which ranked sixth among minor league starting pitchers...added a 12-6 record and a 2.94 ERA in 28 starts...led the A's farm system in ERA and strikeouts and tied for second in wins...allowed six home runs in 153.0 innings or one per 25.5 innings...allowed a .210 opponents batting average which broke down to .202 by left-handers and .216 by right-handers...average dropped to .179 with runners in scoring position...had five games of 10 or more strikeouts...began the year at Single-A Visalia where he went 4-3 with a 2.93 ERA in 12 starts...struck out 85 in 67.2 innings...was named California League Pitcher of the Week for the week of April 15-21 as he did not allow a run in two starts that week (11.0 ip, 5 h, 3 bb, 14 so)...was the lone Visalia player named to the Carolina/California League All-Star Game but was promoted to Midland on June 4 and did not play in the game...went 8-3 with a 2.95 ERA in 16 starts with the Rockhounds...led the staff with 102 strikeouts and tied for second in wins despite joining the club two months into the season.

2001—Began his professional career with Vancouver in the Short-Season Single-A Northwest League and was 2-4 with a 3.39 ERA in 18 games, 14 starts...struck out 100 in 74.1 innings...tied for the league lead in strikeouts and was first among starters in strikeouts per nine innings (11.94)...finished second in walks and opponents batting average allowed by a starter (.182)...led Vancouver in strikeouts and finished second in games started and innings pitched...allowed just three home runs in 74.1 innings or one per 24.8 innings...allowed a .179 opponents batting average overall...began the season in the bullpen and made four relief appearances without allowing a run (8.0 ip)...finished the season with 14 starts, going 1-4 with a 3.80 ERA...had a season high 12 strikeouts in his last start on September 4 against Everett.

Personal/Miscellaneous

James Richard Harden was signed by John Kuehl on May 28, 2001 after being selected in the 17th round of the June, 2000 draft...graduated from Claremont Secondary (Victoria, BC) in 1999 and was selected by Seattle in the 38th round of the June draft...did not sign and attended Central Arizona Junior College where he graduated in 2001...led all Division I Junior College pitchers with 127 strikeouts in 2001 and tied for fifth with a 2.14 ERA...was born in Victoria, British Columbia and becomes the sixth Canadian to play for the Oakland A's...joins Mike Kilkenny (1972), Dave McKay (1980-82) Vince Horsman (1992-94), Matt Stairs (1996-2000) and Cody McKay (2002).

Lifetime Pitching Record

Year	Club	W	L	ERA	G	GS	CG	SHO	SV	IP	H	R	ER	HR	HB	BB	IBB	SO	WP	BK
2001	Vancouver	2	4	3.39	18	14	0	0	0	74.1	47	29	28	3	4	38	0	100	8	1
2002	Visalia	4	3	2.93	12	12	1	0	0	67.2	49	27	22	4	1	24	0	85	3	1
	Midland	8	3	2.95	16	16	1	0	0	85.1	67	33	28	2	3	52	1	102	1	1
2003	Midland	2	0	0.00	2	2	0	0	0	13.0	0	0	0	0	0	0	0	17	0	0
	Sacramento	9	4	3.15	16	14	0	0	0	88.2	72	34	31	6	1	35	0	91	5	0
	OAKLAND	5	4	4.46	15	13	0	0	0	74.2	72	38	37	5	1	40	1	67	6	0
2004	Sacramento	0	0	5.40	1	1	0	0	0	5.0	6	3	3	0	0	3	0	6	0	0
	OAKLAND	11	7	3.99	31	31	0	0	0	189.2	171	90	84	16	3	81	6	167	4	1
2005	OAKLAND	10	5	2.53	22	19	2	1	0	128.0	93	42	36	7	2	43	0	121	6	0
	Sacramento	0	0	0.00	1	1	0	0	0	3.0	1	0	0	0	0	0	0	7	0	0
2006	OAKLAND	4	0	4.24	9	9	0	0	0	46.2	31	22	22	5	1	26	0	49	0	0
	Sacramento	0	0	0.00	1	1	0	0	0	2.0	1	0	0	0	0	0	0	3	1	0
ML Totals		30	16	3.67	77	72	2	1	0	439.0	367	192	179	33	7	190	7	404	16	1

Career Transactions

1999 — Selected by the Seattle Mariners organization in the 38th round of the free agent draft, June 2. **2000** — Selected by the Oakland Athletics organization in the 17th round of the free agent draft, June 5. **2005** — On disabled list, May 14 to June 20; included rehabilitation assignment to Sacramento, June 17 to 20. **2006** — On disabled list, April 27 to June 3; included rehabilitation assignment to Sacramento, May 31 to June 3. On disabled list, June 5 to September 21.

Division Series Record

Year	Club/Opp.	W	L	ERA	G	GS	CG	SHO	SV	IP	H	R	ER	HR	HB	BB	IBB	SO	WP	BK
2003	OAK vs. BOS	1	1	13.50	2	0	0	0	0	1.1	2	2	2	1	0	2	1	1	1	0
2006	OAK vs. MIN																			
										(Did not pitch)										
Totals		1	1	13.50	2	0	0	0	0	1.1	2	2	2	1	0	2	1	1	1	0

League Championship Series Record

Year	Club/Opp.	W	L	ERA	G	GS	CG	SHO	SV	IP	H	R	ER	HR	HB	BB	IBB	SO	WP	BK
2006	OAK vs. DET	0	1	4.76	1	1	0	0	0	5.2	5	3	3	1	0	5	0	4	0	0

vs. The American League

2006 ERA	W	L	SV	G	IP	H	HR	ER	SO	CAREER vs. TEAM	ERA	W	L	SV	G	IP	H	HR	ER	SO
—	0	0	0	0	0.0	0	0	0	0	Baltimore	0.69	0	0	0	2	13.0	7	0	1	10
—	0	0	0	0	0.0	0	0	0	0	Boston	17.61	0	1	0	2	7.2	11	4	15	9
—	0	0	0	0	0.0	0	0	0	0	Chicago	2.90	3	1	0	5	31.0	27	1	10	25
3.00	0	0	0	1	3.0	2	1	1	7	Cleveland	3.43	1	0	0	4	21.0	14	2	8	27
—	0	0	0	0	0.0	0	0	0	0	Detroit	3.70	3	1	0	4	24.1	30	1	10	20
—	0	0	0	0	0.0	0	0	0	0	Kansas City	1.42	2	0	0	4	25.1	21	1	4	21
6.94	1	0	0	2	11.2	8	2	9	5	Los Angeles	3.95	5	3	0	12	73.0	62	4	32	56
2.25	0	0	0	1	4.0	4	1	1	6	Minnesota	2.13	1	0	0	4	25.1	15	4	6	24
4.76	0	0	0	1	5.2	7	0	3	4	New York	5.40	1	2	0	5	30.0	32	3	18	27
—	0	0	0	0	0.0	0	0	0	0	Oakland	—	0	0	0	0	0.0	0	0	0	0
0.75	2	0	0	2	12.0	5	0	1	13	Seattle	1.49	4	1	0	9	42.1	26	1	7	47
—	0	0	0	0	0.0	0	0	0	0	Tampa Bay	4.94	3	1	0	5	27.1	31	4	15	27
6.10	1	0	0	2	10.1	5	1	7	14	Texas	3.73	5	2	0	11	62.2	49	3	26	60
—	0	0	0	0	0.0	0	0	0	0	Toronto	5.59	0	3	0	5	29.0	26	4	18	27

vs. The National League

2006 ERA	W	L	SV	G	IP	H	HR	ER	SO	CAREER vs. TEAM	ERA	W	L	SV	G	IP	H	HR	ER	SO
—	0	0	0	0	0.0	0	0	0	0	Cincinnati	6.75	1	0	0	1	5.1	6	0	4	8
—	0	0	0	0	0.0	0	0	0	0	St. Louis	4.26	0	1	0	1	6.1	6	1	3	7
—	0	0	0	0	0.0	0	0	0	0	San Francisco	1.17	1	0	0	3	15.1	4	0	2	9

Monthly Breakdown

2006 ERA	W	L	SV	G	IP	H	HR	ER	SO	CAREER by MONTH	ERA	W	L	SV	G	IP	H	HR	ER	SO
4.06	3	0	0	5	31.0	20	2	14	28	April	3.68	5	2	0	12	73.1	63	4	30	72
—	0	0	0	0	0.0	0	0	0	0	May	3.47	2	4	0	9	57.0	50	5	22	50
2.25	0	0	0	1	4.0	4	1	1	6	June	3.19	3	2	0	8	42.1	32	2	15	41
—	0	0	0	0	0.0	0	0	0	0	July	2.65	9	1	0	15	98.2	68	5	29	81
—	0	0	0	0	0.0	0	0	0	0	August	4.13	7	4	0	16	96.0	85	13	44	95
1.13	1	0	0	2	8.0	4	1	1	12	September	4.50	4	3	0	15	66.0	64	3	33	57
14.73	0	0	0	1	3.2	3	1	6	3	October	9.53	0	0	0	2	5.2	5	1	6	8

Pitching Breakdown

2006 ERA	W	L	SV	G	IP	H	HR	ER	SO	CAREER by CATEGORY	ERA	W	L	SV	G	IP	H	HR	ER	SO
3.90	2	0	0	5	27.2	21	4	12	27	Home	3.12	16	7	0	39	234.0	185	17	81	219
4.74	2	0	0	4	19.0	10	1	10	22	Road	4.30	14	9	0	38	205.0	182	16	98	185
5.14	2	0	0	6	28.0	17	4	16	38	Day	3.44	13	5	0	30	167.2	131	13	64	166
2.89	2	0	0	3	18.2	14	1	6	11	Night	3.81	17	11	0	47	271.1	236	20	115	238
4.24	4	0	0	9	46.2	31	5	22	49	Grass	3.45	27	13	0	69	396.0	319	26	152	372
—	0	0	0	0	0.0	0	0	0	0	Turf	5.65	3	3	0	8	43.0	48	7	27	32
3.86	3	0	0	6	35.0	24	3	15	34	Pre-ASG	3.70	11	9	0	33	194.1	163	14	80	183
5.40	1	0	0	3	11.2	7	2	7	15	Post-ASG	3.64	19	7	0	44	244.2	204	19	99	221
4.24	4	0	0	9	46.2	31	5	22	49	Starter	3.71	30	16	0	72	432.0	363	33	178	396
—	0	0	0	0	0.0	0	0	0	0	Reliever	1.29	0	0	0	5	7.0	4	0	1	8

When He's Healthy

The A's went 9-0 in Rich Harden's starts last season but were 8-11 games started by his replacements. Over the last two years, the A's are 21-7 (.750) in Harden's starts and 11-22 (.333) in starts by the pitchers who replaced him in the rotation while he was injured.

FRONT OFFICE
2007 ATHLETICS
REVIEW
RECORDS
HISTORY
OPENINGS
PLAYER DEVELOPMENT
MISCELLANEOUS

FRONT OFFICE

Ballpark Breakdown

	ERA	W	L	SV	G	IP	H	HR	ER	SO
Ameritrust Field	6.75	1	1	0	4	18.2	23	0	14	22
Angel Stadium of Anaheim	4.03	3	1	0	6	38.0	31	1	17	28
AT&T Park	3.00	0	0	0	1	6.0	2	0	2	3
Busch Stadium I	4.26	0	1	0	1	6.1	6	1	3	7
Comerica Park	2.08	2	0	0	2	13.0	12	0	3	14
Fenway Park	17.61	0	1	0	2	7.2	11	4	15	9
Jacobs Field	5.40	0	0	0	1	5.0	2	0	3	4
Kauffman Stadium	1.29	0	0	0	1	7.0	4	0	1	4
McAfee Coliseum	3.12	16	7	0	39	234.0	185	17	81	219
Metrodome	2.70	1	0	0	2	13.1	10	2	4	9
Rogers Centre	10.61	0	2	0	2	9.1	12	2	11	6
Safeco Field	1.03	4	0	0	8	35.0	18	1	4	39
Tropicana Field	5.31	2	1	0	4	20.1	26	3	12	17
U.S. Cellular Field	2.25	1	1	0	2	12.0	10	0	3	13
Yankee Stadium	4.05	0	1	0	2	13.1	15	2	6	10

2007 ATHLETICS

Fielding Statistics

Pitcher	YEAR	PCT.	G	PO	A	E	TC	DP
	2003	.941	15	5	11	1	17	3
	2004	.971	31	15	18	1	34	2
	2005	.952	22	12	8	1	21	2
	2006	1.000	9	6	7	0	13	0
Totals		.965	77	38	44	3	85	7

REVIEW

Harden's Career Highs

Low Hit Complete Game: 2, July 14, 2005 vs. Texas
Innings Pitched: 9.0 (twice), last: July 14, 2005 vs. Texas
Fewest Innings Pitched, Starter: 2.1, June 26, 2004 vs. San Francisco
Hits: 12, July 29, 2005 vs. Detroit
Runs: 8, August 21, 2003 at Boston
Earned Runs: 8, August 21, 2003 at Boston
Walks: 7, August 21, 2003 at Boston
Strikeouts: 10, August 31, 2003 vs. Tampa Bay
Home Runs: 3, August 20, 2004 at Tampa Bay
Longest Winning Streak: 6, July 15 to August 31, 2004
Longest Losing Streak: 3 (twice), last: May 2 to 13, 2005
Longest Scoreless Streak: 18.1, August 14, 2005 to April 4, 2006

RECORDS

Harden's 2006 Starts

Date	Opponent	Score	Dec	ERA	IP	H	R	ER	BB	SO	HR	#PIT
April 4	New York (AL)	4-3	-	4.76	5.2	7	3	3	4	4	0	103
April 9	at Seattle	6-4	W	2.84	7.0	3	1	1	1	8	0	100
April 15	Texas	5-4	W	3.66	7.0	3	4	4	5	8	1	107
April 21	Los Angeles (AL)	5-3	W	3.58	8.0	5	3	3	2	2	1	111
April 26	at Texas	6-4 (10)	-	4.06	3.1	2	3	3	3	6	0	78
June 4	Minnesota	5-1	-	3.86	4.0	4	1	1	3	6	1	79
Sept. 21	Cleveland	7-4	-	3.79	3.0	2	1	1	1	7	1	55
Sept. 26	at Seattle	12-3	W	3.35	5.0	2	0	0	1	5	0	76
Oct. 1	at Los Angeles (AL)	11-10 (10)	-	4.24	3.2	3	6	6	6	3	1	91

HISTORY

Dan Haren

24

Right-Handed Pitcher

Height/Weight: 6-5 / 220

Bats/Throws: Right / Right

Birthdate: September 17, 1980


Opening Day Age: 26

Birthplace/Resides: Monterey Park, California / Walnut Creek, California

Major League Service: 2 years, 154 days

Obtained: Acquired from the St. Louis Cardinals with pitcher Kiko Calero and catcher Daric Barton for pitcher Mark Mulder, December 18, 2004

Contract Status: Second year of a four-year contract through 2009 with a club option for 2010.



OPPONENTS

2006 Highlights

Was 14-13 with a 4.12 ERA in 34 starts in his second season with the A's...the wins and games started matched his career highs from last year and the losses topped his 12 from 2005...also had career highs in innings pitched (223.0), strikeouts (176), hits (224), runs (109), earned runs (102), home runs (31), wild pitches (10) and hit batters (10)...led the A's in strikeouts, innings pitched, losses, home runs and wild pitches and tied for team lead in starts and complete games (2)...the 31 home runs allowed were eighth most in Oakland history and the most since Curt

PLAYER DEVELOPMENT

MISCELLANEOUS

Young allowed 38 in 1987...tied for the American League lead in games started, ranked second in innings pitched, tied for sixth in strikeouts, complete games, losses and hit batters, was seventh in home runs and tied for eighth in wild pitches...walked just 45 batters in 223.0 innings, an average of 1.82 per nine innings, which was eighth lowest in the AL and fifth lowest in Oakland history...walked two batters or fewer in 31 of his 34 starts, including zero nine times, and has walked two or fewer in 58 of his 68 career starts with the As, including zero 18 times...had a career low .301 opponents on-base percentage, which was fifth lowest in the AL...with his 176 strikeouts, he had a strikeout to walk ratio of 3.91, which was fourth best in the AL...it also set an Athletics franchise record, breaking the 102-year old mark of 3.84 set by Rube Waddell in 1904 (349 strikeouts, 91 walks)...was third in the AL with a career high 3487 pitches...his .258 opponents batting average broke down to .246 (100 for 407) against left-handed hitters and .268 (124 for 462) against right-handers...opponents were 39 for 212 (.184) with 14 walks (.241 on-base percentage) when leading off an inning...the batting average was second lowest in the AL and the on-base percentage was third lowest...was 6-7 with a 3.52 ERA (50 er in 127.2 ip) in 19 starts before the All-Star Break and then went 8-6 with a 4.91 ERA (52 er in 95.1 ip) in 15 starts after the break...tied for fifth in the AL in post-break wins...was 9-6 with a 3.21 ERA (48 er in 134.2 ip) in 20 starts on four days rest and 5-7 with a 5.50 ERA (54 er in 88.1 ip) in his other 14 starting assignments...his ERA on four days rest ranked third lowest in the AL...is now 24-17 with a 3.50 ERA (133 er in 342.1 ip) in 54 career starts on four days rest and 9-17 with a 5.38 ERA (117 er in 195.2 ip) in his other 33 starting assignments...was 5-7 despite a 3.75 ERA (43 er in 103.1 ip) in 16 starts in Oakland compared to 9-6 with a 4.44 ERA (59 er in 119.2 ip) in 18 starts on the road...tied for fifth in the AL in road wins...allowed 20 of his 31 home runs on the road...is now 13-17 in his home ballparks in his career and 21-18 on the road...was 4-4 with a 3.09 ERA (30 er in 87.1 ip) and .206 (66 for 320) opponents batting average in 13 starts during the day and 10-9 with a 4.78 ERA (72 er in 135.2 ip) and .288 (158 for 549) opponents average in 21 starts at night...had the fourth lowest day ERA in the AL...went 7-2 with a 4.66 ERA (33 er in 63.2 ip) in 10 starts against AL East teams and 7-11 with a 3.90 ERA (69 er in 159.1 ip) in 24 starts against all other teams...had the sixth lowest run support in the AL with a mark of 4.60 (114 r in 223.0 ip) after having the 10th highest mark last year (5.93)...is 27-4 in 39 career starts with run support of four or more...left a start with a lead five times where the bullpen blew a save...the As were 18-16 (.529) in his starting assignments and are 39-29 (.574) in his career...his teams are 46-41 (.529) in his starts in his career...tossed seven or more innings in 15 of his 34 starts and allowed two runs or fewer 15 times...it was a rollercoaster season as he began the year by going 1-3 with a 5.27 ERA over his first six starts through May 3...then went 5-2 with a 2.10 ERA over an eight start stretch from May 9 to June 14 to put his record at 6-5 with a 3.44 ERA...had a season long four-game losing streak from June 19 to July 21 and posted a 5.36 ERA over that seven start stretch...followed that up with a season long six-game winning streak from July 26 to August 21 and posted a 3.02 ERA over that six-stretch...it was the second longest winning streak of his career and it tied for the longest by an Athletic in 2006...then went 2-4 with a 5.48 ERA over his final seven starting assignments...allowed at least one home run in each of his first eight starts (11 home runs in 57.1 innings)...then went six consecutive starts from May 19 to June 14 without allowing a home run...it was the first time in his career he went more than three consecutive starts without allowing a home run and the 46.1-inning, 187-batter homerless streak was the longest of his career...tossed a complete game six-hitter in the As 6-1 win at New York on May 14, his fourth career complete game...followed that up with eight scoreless innings on May 19 against San Francisco and had a career high 19.0 inning scoreless streak from May 14 to 24...tossed a career high 122 pitches in 6.2 innings on May 29 against Kansas City and matched that in his next start on June 3 against Minnesota in 6.0 innings...walked a career high tying five batters on June 24 at San Francisco...was 6-9 with a 4.02 ERA over his first 21 starts through July 21...then went 8-4 with a 4.27 ERA (40 er in 84.1 ip) over his final 13 starts beginning on July 26...the eight wins tied for the most in the AL over that span...tossed a complete game eight-hitter in the As 3-1 win at Los Angeles on July 31, his fifth career complete game...allowed nine runs in 5.2 innings on August 21 at Toronto and picked up the win in the As 12-10 victory...the nine runs set an Oakland record for most runs allowed by a pitcher in a game in which he won...topped the previous mark of eight by Catfish Hunter (May 14, 1968 at Minnesota) and Mike Norris (June 16, 1980 at Boston)...eight of the runs came in the first two innings and, according to the Elias Sports Bureau, he became the first pitcher in AL history to win a game in which he allowed eight runs over the first two innings...he is the first ML pitcher to do that since Rube Marquard of the New York Giants did it on May 14, 1913 against the Chicago Cubs...struck out a career high 12 batters in just seven innings in a 3-0 loss at Texas on August 27...it was the first 10-strikeout game of his career...finished August with a 4-1 record and a 4.13 ERA (15 er in 32.2 ip)...tied for second in the AL in wins in the month...went 2-3 with a 5.80 ERA (23 er in 35.2 ip) in six starts in September, his highest one month ERA of the season...made two postseason starts and was 1-0 with a 4.09 ERA...was the winning pitcher in the ALDS clincher in Game 3 against Minnesota, an 8-3 As win (6.0 ip, 9 h, 2 r, 2 er, 1 bb, 2 so)...then had a no decision in the final game of the ALCS, a 6-3 As loss in Game 4 at Detroit (5.0 ip, 7 h, 3 r, 3 er, 2 bb, 7 so).

Career

2005—Spent his first full season in the Majors and was 14-12 with a 3.73 ERA in 34 starts...tied with Barry Zito for the As' team lead in wins, marking the first time the As have not had a 15-game winner since 1999...his 34 starts tied for third most in the American League and he led the As and tied for fourth in the AL in complete games (3)...also ranked sixth in the AL in strikeouts (163) and ninth in innings pitched (217.0)...struggled the first two months of the season as he went 1-7 with a 4.87 ERA over his first 10 starts through May 26...then went 13-5 with a 3.33 ERA over his final 24 starts beginning on May 31...the 13 wins tied for second most in the AL over that span and his ERA was sixth best...walked two batters or fewer in 27 of his 34 starts, including 24 of his final 25...had nine starts without a walk...had a strikeout to walk ratio of 3.08 to 1 which was 10th best in the AL...allowed a .255 opponents batting average which broke down to .252 with 13 home runs against left-handed hitters and .258 with 13 home runs against right-handed hitters...allowed 26 home runs total which tied with Zito for the As' team lead...17 of the home runs were solo shots...his opponents average dropped to .238 with runners in scoring position...156 with RISP and two outs and .067 with one RBI with the bases loaded...had the best run support on the As' pitching staff and ranked 10th in the AL with a mark of 5.93...the As scored 10 or more runs for him five times but he had run support of one run or less in seven of his 12 losses...opponents grounded into 26 double plays which was third most in the AL...also ranked seventh in pitches thrown (3367) and tied for 10th in unearned runs allowed (11)...was 9-9 despite a 3.09 ERA in 21 starts at night compared to 5-3 with a 4.89 ERA in 13 starts during the day...had the fifth best night ERA in the AL...the As were 21-13 (.618) in his starting assignments...tossed seven or more innings in 16 of his 34 starts and allowed two runs or fewer 17 times...had a career high tying six-game losing streak from April 23 to May

Athletics Highest Strikeout To Walk Ratio

1.	Haren, 2006	3.91 (176/45)
2.	Waddell, 1904	3.84 (349/91)
3.	Bender, 1909	3.58 (161/45)
4.	Waddell, 1903	3.55 (302/85)
5.	Grove, 1930	3.48 (209/60)

FRONT OFFICE

2007 ATHLETICS

REVIEW

RECORDS

HISTORY

OPONENTS

PLAYER DEVELOPMENT

MISCELLANEOUS

26 as he compiled a 6.10 ERA and .315 opponents batting average over that seven start stretch...the losing streak tied for third longest in the AL but he then put together a career high nine-game winning streak from May 31 to August 7 which tied for the second longest winning streak in the AL in 2005...it equaled the seventh longest winning streak in Oakland history...posted a 3.60 ERA and .259 opponents batting average during the winning streak which spanned 14 starts...the A's won all five of his no decisions during the streak and he tied an Oakland record with 14 consecutive starts in an A's victory...doubled in the fifth inning on May 21 at San Francisco to snap a 0 for 29 streak dating back to July 30, 2003 at Montreal...went 2 for 5 (.400) with two RBI in 2005...was charged with his seventh loss of the season on May 26 at Tampa Bay, marking the earliest an A's pitcher has reached seven losses since Mike Mohler lost his seventh on May 24, 1997...had a streak of 26.1 consecutive innings (97 batters faced) without a walk from May 21 to June 10 which was the third longest such streak by a starter in Oakland history...tossed his first career complete game, a five-hitter in the A's 10-1 win against Tampa Bay on May 31 to start his nine-game winning streak...had two RBI on June 10 at Atlanta to become the first A's pitcher to drive in more than one run in a game since Rollie Fingers had two on June 27, 1972 at Texas...tossed his second career complete game, a seven-hitter, in the A's 6-3 win over San Francisco on June 25...was 5-0 with a 3.09 ERA in six starts in June...the wins tied Blanton for the most in the AL and marked the first time he won more than two games in a month...went 1-0 despite a 6.35 ERA in five starts in July...had his winning streak snapped when tossed his third career complete game, a three-hitter in the A's 1-0 loss to Minnesota on August 12...it was the low-hit game of his career...tossed just 2.2 innings on September 7 against Seattle, the second shortest outing of his career as a starter...combined to go 6-5 despite a 2.63 ERA in 12 starts in August and September...allowed two runs or fewer in nine of those starts but received run support of one run or less six times...agreed to terms on a four year contract through 2009 with a club option for 2010 on September 26.

2004—Spent the majority of the season at Triple-A Memphis where he led the Pacific Coast League with 150 strikeouts and finished 10th in ERA (4.15)...was 11-4 with a 4.15 ERA in 21 starts...allowed a .276 opponents batting average, including .205 with runners in scoring position...was named the starter for the PCL in the Triple-A All-Star Game on July 14...retired six of the seven batters he faced with only one batter reaching on a two-base error...was named the PCL All-Star Player of the Game...as a hitter, he batted .385 with four doubles, four home runs and eight RBI...with St. Louis, he was used mainly in relief making nine appearances out of the pen...also made five starts and was 2-2 with a 6.04 ERA in his starts and 1-1 with a 2.61 ERA in relief...was 3-3 with a 4.50 ERA in 14 games, five starts, overall...allowed a .265 opponents batting average, including .190 against left-handers and .330 against right-handers...his first appearance in St. Louis came on June 10 at Chicago when he made a spot start for Jason Marquis...suffered the loss, allowing 10 runs on 10 hits in 3.2 innings while walking three...was optioned back to Memphis following the start and was recalled on July 25...earned the win on August 15 at Atlanta (10-4) in a spot start for Chris Carpenter, snapping a career high six-game losing streak in the process...defeated Pittsburgh in the first game of a doubleheader on August 20 (6.2 ip, 3 h, 1 r)...was optioned back to Memphis between games of the doubleheader...was recalled from Memphis on August 31...appeared in five postseason games for St. Louis, all in relief, and compiled a 2.16 ERA...had one decision, a win in Game 2 of the NLDS against Los Angeles, an 8-3 Cardinals win (2.0 ip, 1 h, 1 bb, 3 so)...tossed 4.2 scoreless innings in four World Series outings against Boston.

2003—Began the season at Double-A Tennessee and by season's end had logged 14 starts and more than 70 innings pitched at the Major League level...in his third pro season, he split time between Tennessee and Memphis, prior to earning first ML stint...made his big league debut on June 30 vs. San Francisco and suffered a 5-1 loss after allowing four runs, two earned, on seven hits through 6.0 innings...ended up going 3-7 with a 5.08 ERA in 14 starts with St. Louis...prior to his big league promotion, he was selected to play for Team USA in the All-Star Futures Game...notched his first big league win on July 19 at Los Angeles, defeating Kevin Brown and the Dodgers 3-1 (6.0 ip, 6 h, 1 r)...began the season at Double-A Tennessee and went 6-0 with an 0.82 ERA in eight starts...was named the organization's Pitcher of the Month for April, after going 4-0 with 1.09 ERA...tossed 19.2 scoreless innings over three starts from April 22 to May 3...fanned a season high 11 batters in his final Double-A start on May 13 at Huntsville...earned a promotion to Triple-A Memphis on May 15.

2002—Split his season between Single-A Peoria of the Midwest League and Single-A Potomac of the Carolina League...at Potomac went 3-6 with a 3.62 ERA in 14 starts...lost three of his final four starts (one ND) of the season, allowing 16 runs (14 earned) on 30 hits in 23.1 innings (5.40 ERA)...struck out a season-high 10 batters in 6.0 innings in a loss at Kinston on July 24...tossed a season high 8.0 innings in back-to-back starts on June 26 vs. Frederick Keyes and July 1 at Kinston...compiled a stellar 1.95 ERA in 14 starts for Peoria...recorded his only complete game on April 29 at Clinton (9.0 ip, 7 h, 1 r, 1 er, 9 so)...went 5-0 with a 1.24 ERA on the road...allowed just a .171 batting average to lefties.

2001—Spent the entire season at Single-A New Jersey of the New York-Penn League...went 3-3 with a 3.10 ERA in 12 games, eight starts...fanned 57 batters in 52.1 innings of work...earned first and only minor league save on July 15 vs. Lowell (4.0 ip, 1 r, 3 so)...picked up his first minor league win in relief on July 25 at Williamsport, tossing 3.0 scoreless innings...allowed just three earned runs (four total) over final four starts of the season (1.23 ERA)...allowed opponents just a .186 batting average as a reliever.

Personal/Miscellaneous

Daniel John Haren...wife's name is Jessica...graduated from Bishop H.S. in La Puente, Calif., in 1998...earned all-league and all-valley honors and took part in Area Code games with the Dodgers...was drafted by the Cardinals out of Pepperdine University where he was named All-America, West Coast Conference Player of the Year, and All-WCC in helping Pepperdine to an NCAA regional berth as a pitcher and DH...tossed a complete game shutout in 2001 NCAA regionals...was scouted and signed by the Cardinals' Steve Gossett.

Oakland A's Fewest Walks Per Nine Innings

1. Catfish Hunter, 1974	1.30
2. Gil Heredia, 1999	1.53
3. Ken Holtzman, 1972	1.76
4. Ken Holtzman, 1974	1.80
5. Dan Haren, 2006	1.82

Against the East

Dan Haren went 7-2 with a 4.66 ERA (33er in 63.2ip) in 10 starts against AL East teams last year and was 7-11 with a 3.90 ERA (69er in 159.1ip) in his other 24 starts.

FRONT OFFICE
2007 ATHLETICS
REVIEW
RECORDS
HISTORY
OPPONENTS
PLAYER DEVELOPMENT
MISCELLANEOUS

Lifetime Pitching Record

Year	Club	W	L	ERA	G	GS	CG	SHO	SV	IP	H	R	ER	HR	HB	BB	IBB	SO	WP	BK
2001	New Jersey	3	3	3.10	12	8	0	0	1	52.1	47	22	18	6	5	8	0	57	1	0
2002	Peoria	7	3	1.95	14	14	1	0	0	101.2	89	32	22	6	2	12	0	89	4	2
	Potomac	3	6	3.62	14	14	1	0	0	92.0	90	43	37	8	3	19	2	82	2	1
2003	Tennessee	6	0	0.82	8	8	0	0	0	55.0	36	8	5	2	1	6	0	49	1	0
	Memphis	2	1	4.93	8	8	0	0	0	45.2	50	25	25	6	4	8	1	35	1	1
	ST. LOUIS	3	7	5.08	14	14	0	0	0	72.2	84	44	41	9	5	22	0	43	3	0
2004	Memphis	11	4	4.15	21	21	0	0	0	128.0	137	60	59	19	3	33	1	150	2	0
	ST. LOUIS	3	3	4.50	14	5	0	0	0	46.0	45	23	23	4	2	17	2	32	1	0
2005	OAKLAND	14	12	3.73	34	34	3	0	0	217.0	212	101	90	26	6	53	5	163	6	0
2006	OAKLAND	14	13	4.12	34	34	2	0	0	223.0	224	109	102	31	10	45	6	176	10	0
AL Totals		28	25	3.93	68	68	5	0	0	440.0	436	210	192	57	16	98	11	339	16	0
NL Totals		6	10	4.85	28	19	0	0	0	118.2	129	67	64	13	7	39	2	75	4	0
ML Totals		34	35	4.12	96	87	5	0	0	558.2	565	277	256	70	23	137	13	414	20	0

Career Transactions

2001 — Selected by the St. Louis Cardinals organization in the 2nd round of the free agent draft, June 5. 2004 — Traded to the Oakland Athletics with pitcher Kiko Calero and catcher Daric Barton for pitcher Mark Mulder, December 18.

Division Series Record

Year	Club/Opp.	W	L	ERA	G	GS	CG	SHO	SV	IP	H	R	ER	HR	HB	BB	IBB	SO	WP	BK
2004	STL vs. L.A.	1	0	0.00	1	0	0	0	0	2.0	1	0	0	0	0	1	0	3	0	0
2006	OAK vs. MIN	1	0	3.00	1	1	0	0	0	6.0	9	2	2	1	0	1	0	2	0	0
Totals		2	0	2.25	2	1	0	0	0	8.0	10	2	2	1	0	2	0	5	0	0

League Championship Series Record

Year	Club/Opp.	W	L	ERA	G	GS	CG	SHO	SV	IP	H	R	ER	HR	HB	BB	IBB	SO	WP	BK
2004	STL vs. HOU	0	0	10.80	2	0	0	0	0	1.2	3	2	1	0	0	0	0	2	0	0
2006	OAK vs. DET	0	0	5.40	1	1	0	0	0	5.0	7	3	3	1	0	2	0	7	2	0
Totals		0	0	6.75	3	1	0	0	0	6.2	10	5	5	2	0	3	0	9	2	0

World Series Record

Year	Club/Opp.	W	L	ERA	G	GS	CG	SHO	SV	IP	H	R	ER	HR	HB	BB	IBB	SO	WP	BK
2004	STL vs. BOS	0	0	0.00	2	0	0	0	0	4.2	4	0	0	0	0	3	0	2	0	0

vs. The American League

2006 ERA	W	L	SV	G	IP	H	HR	ER	SO	CAREER vs. TEAM	ERA	W	L	SV	G	IP	H	HR	ER	SO
7.20	0	1	0	1	5.0	6	0	4	3	Baltimore	4.30	1	2	0	4	23.0	20	3	11	14
4.50	1	1	0	2	12.0	13	0	6	7	Boston	3.57	1	3	0	4	22.2	24	1	9	17
4.50	0	1	0	1	6.0	6	0	3	6	Chicago	5.56	0	1	0	2	11.1	16	1	7	9
10.45	0	2	0	2	10.1	20	3	12	5	Cleveland	6.45	1	2	0	4	22.1	36	4	16	19
5.54	0	1	0	2	13.0	13	2	8	13	Detroit	5.31	0	2	0	3	20.1	23	4	12	19
3.68	1	1	0	2	14.2	16	2	6	15	Kansas City	2.49	2	1	0	3	21.2	20	2	6	21
4.72	1	3	0	5	34.1	39	6	18	20	Los Angeles	5.09	2	4	0	7	46.0	52	6	26	30
3.15	1	1	0	3	20.0	15	2	7	17	Minnesota	2.50	2	2	0	5	36.0	26	4	10	27
2.61	2	0	0	3	20.2	20	3	6	19	New York	2.76	3	0	0	5	32.2	34	5	10	28
—	0	0	0	0	0.0	0	0	0	0	Oakland	—	0	0	0	0	0.0	0	0	0	0
1.35	3	0	0	3	20.0	15	1	3	19	Seattle	2.89	5	1	0	7	43.2	41	3	14	38
3.46	2	0	0	2	13.0	15	3	5	9	Tampa Bay	2.48	3	1	0	4	29.0	24	3	8	18
2.40	0	1	0	2	15.0	11	2	4	17	Texas	4.57	2	3	0	7	43.1	40	9	22	39
8.31	2	0	0	2	13.0	17	3	12	11	Toronto	5.73	3	1	0	5	33.0	34	5	21	24

vs. The National League

2006											CAREER									
ERA	W	L	SV	G	IP	H	HR	ER	SO	vs. TEAM	ERA	W	L	SV	G	IP	H	HR	ER	SO
—	0	0	0	0	0.0	0	0	0	0	Arizona	0.00	1	0	0	1	2.2	2	0	0	1
—	0	0	0	0	0.0	0	0	0	0	Atlanta	5.40	2	0	0	2	11.2	13	2	7	8
—	0	0	0	0	0.0	0	0	0	0	Chicago	12.46	0	1	0	2	8.2	16	1	12	1
—	0	0	0	0	0.0	0	0	0	0	Cincinnati	8.10	0	1	0	2	6.2	6	1	6	6
2.57	0	1	0	1	7.0	7	1	2	6	Colorado	5.40	0	2	0	2	10.0	10	3	6	7
—	0	0	0	0	0.0	0	0	0	0	Florida	7.50	0	1	0	1	6.0	10	1	5	6
—	0	0	0	0	0.0	0	0	0	0	Houston	4.63	0	2	0	3	11.2	14	0	6	9
—	0	0	0	0	0.0	0	0	0	0	Los Angeles	2.70	1	0	0	2	6.2	8	1	2	3
—	0	0	0	0	0.0	0	0	0	0	Milwaukee	1.42	0	0	0	2	6.1	5	0	1	8
—	0	0	0	0	0.0	0	0	0	0	New York	2.79	0	0	0	2	9.2	7	0	3	10
—	0	0	0	0	0.0	0	0	0	0	Philadelphia	5.25	0	1	0	2	12.0	12	3	7	8
—	0	0	0	0	0.0	0	0	0	0	Pittsburgh	2.60	2	0	0	3	17.1	17	1	5	9
—	0	0	0	0	0.0	0	0	0	0	St. Louis	—	0	0	0	0	0.0	0	0	0	0
3.00	0	0	0	1	6.0	3	2	2	7	San Diego	1.69	0	0	0	3	16.0	12	2	3	15
2.77	1	0	0	2	13.0	8	1	4	2	San Francisco	3.79	2	3	0	7	40.1	38	4	17	17
—	0	0	0	0	0.0	0	0	0	0	Washington	4.50	1	1	0	2	8.0	5	1	4	3

Monthly Breakdown

2006											CAREER									
ERA	W	L	SV	G	IP	H	HR	ER	SO	by MONTH	ERA	W	L	SV	G	IP	H	HR	ER	SO
4.84	1	2	0	5	35.1	36	8	19	27	April	4.50	2	5	0	10	66.0	62	10	33	56
3.38	3	3	0	6	42.2	39	3	16	32	May	3.91	4	7	0	12	78.1	80	7	34	54
2.45	2	1	0	6	36.2	30	4	10	29	June	3.70	7	3	0	14	90.0	81	11	37	62
4.28	2	3	0	6	40.0	42	4	19	28	July	4.42	5	4	0	18	99.2	110	11	49	73
4.13	4	1	0	5	32.2	34	5	15	38	August	4.22	10	8	0	20	119.1	121	19	56	92
5.80	2	3	0	6	35.2	43	7	23	22	September	4.07	6	8	0	21	104.0	108	12	47	75
—	0	0	0	0	0.0	0	0	0	0	October	0.00	0	0	0	1	1.1	3	0	0	2

Pitching Breakdown

2006											CAREER									
ERA	W	L	SV	G	IP	H	HR	ER	SO	by CATEGORY	ERA	W	L	SV	G	IP	H	HR	ER	SO
3.75	5	7	0	16	103.1	97	11	43	75	Home	3.86	13	17	0	46	263.2	255	32	113	188
4.44	9	6	0	18	119.2	127	20	59	101	Road	4.36	21	18	0	50	295.0	310	38	143	226
3.09	4	4	0	13	87.1	66	10	30	61	Day	4.14	12	10	0	38	213.0	208	29	98	141
4.78	10	9	0	21	135.2	158	21	72	115	Night	4.11	22	25	0	58	345.2	357	41	158	273
3.74	10	12	0	29	190.0	185	24	79	152	Grass	4.02	28	32	0	86	492.2	495	59	220	366
6.27	4	1	0	5	33.0	39	7	23	24	Turf	4.91	6	3	0	10	66.0	70	11	36	48
3.52	6	7	0	19	127.2	117	17	50	98	Pre-ASG	4.16	13	17	0	42	266.1	264	32	123	197
4.91	8	6	0	15	95.1	107	14	52	78	Post-ASG	4.09	21	18	0	54	292.1	301	38	133	217
4.12	14	13	0	34	223.0	224	31	102	176	Starter	4.18	33	34	0	87	538.0	548	69	250	401
—	0	0	0	0	0.0	0	0	0	0	Reliever	2.61	1	1	0	9	20.2	17	1	6	13



Ballpark Breakdown

	ERA	W	L	S	G	IP	H	HR	ER	SO
Ameritrust Field	4.42	2	1	0	3	18.1	16	2	9	20
Angel Stadium of Anaheim	5.03	1	1	0	3	19.2	25	3	11	16
AT&T Park	6.23	0	2	0	4	17.1	22	2	12	8
Busch Stadium I	4.29	2	4	0	13	50.1	51	6	24	33
Camden Yards	2.08	1	0	0	2	13.0	6	3	3	9
Comerica Park	7.43	0	2	0	2	13.1	19	3	11	12
Coors Field	2.57	0	1	0	1	7.0	7	1	2	6
Dodger Stadium	1.50	1	0	0	1	6.0	6	1	1	3
Fenway Park	4.60	0	3	0	3	15.2	20	1	8	13
Great American Ball Park	8.10	0	1	0	2	6.2	6	1	6	6
Jacobs Field	0.00	1	0	0	1	6.2	4	0	0	7
Kauffman Stadium	1.20	2	0	0	2	15.0	12	2	2	12
McAfee Coliseum	3.75	11	13	0	33	213.1	204	26	89	155
Metrodome	3.86	2	1	0	3	21.0	20	4	9	17
Miller Park	1.80	0	0	0	1	5.0	2	0	1	6
Minute Maid Park	6.23	0	2	0	2	8.2	11	0	6	8
Olympic Stadium	0.00	1	0	0	1	7.0	4	0	0	3
PETCO Park	1.80	0	0	0	2	10.0	6	2	2	10
PNC Park	1.69	1	0	0	1	5.1	10	0	1	0
Rogers Centre	7.58	2	0	0	3	19.0	25	3	16	17
Safeco Field	2.40	2	0	0	2	15.0	10	1	4	13
Tropicana Field	4.15	1	1	0	2	13.0	14	2	6	6
Turner Field	5.40	2	0	0	2	11.2	13	2	7	8
U.S. Cellular Field	5.56	0	1	0	2	11.1	16	1	7	9
Veterans Stadium	7.50	0	1	0	1	6.0	7	2	5	5
Wrigley Field	12.46	0	1	0	2	8.2	16	1	12	1
Yankee Stadium	1.23	2	0	0	2	14.2	13	1	2	11

Fielding Statistics

Pitcher

YEAR	PCT.	G	PO	A	E	TC	DP
2003	1.000	14	3	5	0	8	0
2004	.900	14	2	7	1	10	1
2005	.952	34	22	18	2	42	4
2006	.977	34	19	24	1	44	1
Totals	.962	96	46	54	4	104	6

Haren's Career Highs

- Low Hit Complete Game:** 3, August 12, 2005 vs. Minnesota
- Innings Pitched:** 9.0 (five times), last: July 31, 2006 at Los Angeles (AL). As reliever: 4.1, July 31, 2004 at San Francisco
- Fewest Innings Pitched, Starter:** 1.2, July 8, 2003 at San Francisco
- Hits:** 12, July 27, 2005 vs. Cleveland. As reliever: 3 (three times), last: October 3, 2004 vs. Milwaukee.
- Runs:** 10, June 10, 2004 at Chicago (NL). As reliever: 4, August 3, 2004 vs. Montreal
- Earned Runs:** 10, June 10, 2004 at Chicago (NL). As reliever: 4, August 3, 2004 vs. Montreal
- Walks:** 5 (twice), last: June 24, 2006 at San Francisco. As reliever: 3 (twice), last: August 3, 2004 vs. Montreal
- Strikeouts:** 12, August 27, 2006 at Texas. As reliever: 3, September 8, 2004 at San Diego
- Home Runs:** 2 (19 times), last: September 30, 2006 at Los Angeles (AL). As reliever: 1, August 3, 2004 vs. Montreal
- Longest Winning Streak:** 9, May 31 to August 7, 2005
- Longest Losing Streak:** 6, April 23 to May 26, 2005; 6, August 16, 2003 to August 3, 2004
- Longest Scoreless Streak:** 19.0, May 14-24, 2006

A's Contract Status

Player	Signed Thru
Joe Blanton	2007
Hiram Bocachica	2007
Milton Bradley	2007
Jeremy Brown	2007
Kiko Calero	2007
Santiago Casilla	2007
Eric Chavez	*2010
Bobby Crosby	2009
Justin Duchscherer	2007
Scott Dunn	2007
Mark Ellis	**2007
Alan Embree	***2008
Ron Flores	2007
Chad Gaudin	2007
Ryan Golecki	2007
Brad Halsey	2007

Player	Signed Thru
Rich Harden	***2008
Dan Haren	****2009
Javier Herrera	2007
Dan Johnson	2007
Jason Kendall	2007
Joe Kennedy	2007
Bobby Kielty	2007
Shane Komine	2007
Mark Kotsay	2008
Esteban Loaiza	***2008
Jay Marshall	2007
Marcus McBeth	2007
Adam Melhuse	2007
Dan Meyer	2007
Donnie Murphy	2007
Antonio Perez	2007

Player	Signed Thru
Mike Piazza	2007
Marc Scutaro	2007
David Shafer	2007
Huston Street	2007
Nick Swisher	2007
Charles Thomas	2007
Jason Windsor	2007
Jay Witasick	*****2007

- * Denotes option for 2011
- ** Denotes option for following season
- *** Denotes option for 2009
- **** Denotes option for 2010
- ***** Denotes option for 2008

FRONT OFFICE
2007 ATHLETICS
REVIEW
RECORDS
HISTORY
OPPONENTS
PLAYER DEVELOPMENT
MISCELLANEOUS

Haren's 2006 Starts

Date	Opponent	Score	Dec	ERA	IP	H	R	ER	BB	SO	HR	#PIT
April 5	New York (AL)	9-4	—	6.00	6.0	7	4	4	0	8	2	100
April 11	at Minnesota	6-7	L	8.25	6.0	9	7	7	1	4	2	92
April 16	Texas	3-5	-	5.40	8.0	4	1	1	1	5	1	100
April 22	Los Angeles (AL)	4-5	L	5.60	7.1	8	5	5	1	4	1	104
April 28	at Kansas City	5-3	W	4.84	8.0	8	2	2	1	6	2	116
May 3	Cleveland	3-14	L	5.27	5.2	11	5	5	1	3	1	111
May 9	at Toronto	6-5	W	5.03	7.1	6	3	3	2	7	1	105
May 14	at New York (AL)	6-1	W	4.40	9.0	6	1	1	0	6	1	100
May 19	San Francisco	1-0	W	3.86	8.0	2	0	0	2	1	0	108
May 24	at Chicago (AL)	2-3	L	3.91	6.0	6	3	3	2	6	0	96
May 29	Kansas City	4-6	L	4.04	6.2	8	5	4	2	9	0	122
June 3	Minnesota	2-1	-	3.75	6.0	3	0	0	2	6	0	122
June 9	at New York (AL)	6-5	W	3.61	5.2	7	1	1	0	5	0	114
June 14	Seattle	7-2	W	3.44	7.0	4	1	1	2	4	0	104
June 19	at Colorado	0-7	L	3.39	7.0	7	3	2	0	6	1	87
June 24	at San Francisco	7-8	—	3.56	5.0	6	4	4	5	1	1	110
June 29	at San Diego	6-5 (14)	—	3.53	6.0	3	2	2	4	7	2	108
July 4	Detroit	2-1 (10)	—	3.40	7.0	4	1	1	0	7	1	101
July 9	Los Angeles (AL)	2-4	L	3.52	6.0	8	4	4	1	3	1	97
July 15	at Boston	0-7	L	3.73	5.0	9	5	5	1	3	0	107
July 21	at Detroit	4-7	L	4.02	6.0	9	7	7	2	6	1	104
July 26	Boston	5-1	W	3.89	7.0	4	1	1	1	4	0	107
July 31	at Los Angeles (AL)	3-1	W	3.72	9.0	8	1	1	0	5	1	105
Aug. 5	at Seattle	5-2	W	3.67	7.0	4	2	2	2	7	1	107
Aug. 11	Tampa Bay	5-2	W	3.58	7.0	5	2	1	1	7	1	110
Aug. 16	Seattle	4-0	W	3.45	6.0	7	0	0	0	8	0	101
Aug. 21	at Toronto	12-10	W	3.79	5.2	11	9	9	2	4	2	100
Aug. 27	at Texas	0-3	L	3.80	7.0	7	3	3	2	12	1	102
Sept. 2	Baltimore	5-6	L	3.88	5.0	6	5	4	1	3	0	85
Sept. 8	at Tampa Bay	8-6	W	3.95	6.0	10	6	4	0	2	2	91
Sept. 13	at Minnesota	1-0	W	3.79	8.0	3	0	0	1	7	0	101
Sept. 18	Cleveland	2-7	L	4.01	4.2	9	7	7	4	2	2	106
Sept. 24	Los Angeles (AL)	1-7	L	4.11	6.0	7	6	5	0	1	1	86
Sept. 30	at Los Angeles (AL)	6-7	—	4.12	6.0	8	3	3	1	7	2	78

Javier Herrera

65

Outfielder

Height/Weight: 5-10 / 203

Bats/Throws: Right / Right

Birthdate: April 9, 1985

Opening Day Age: 21

Birthplace/Resides: Caracas, Venezuela / Caracas, Venezuela

Major League Service: None

Obtained: Signed as a non-drafted free agent, July 27, 2001

Contract Status: First year of a one-year contract through 2007.



2006 Highlights

Was with the A's during Spring Training and went 2 for 10 (.200) with a double and a RBI in six games before he was optioned to Sacramento on March 13...was placed on the disabled list on April 6 with an injury to the ulnar collateral ligament in his right elbow...had "Tommy John" surgery on the elbow and missed the entire season.

Career

2005—Spent nearly the entire season at Single-A Kane County where he batted .275 with 13 home runs and 62 RBI in 94 games...was named to the Midwest League Post-Season All-Star Team...also had a five-game stint with Triple-A Sacramento in May, going 5 for 12 (.417) with a home run and three RBI...hit .280 with 14 home runs and 65 RBI in 99 games overall...had career highs in nearly every offensive category including games, at bats (372), runs (75), hits (104), doubles (19), home runs, RBI, walks (48), strikeouts (111) and stolen bases (27)...led the A's farm system in stolen bases and has 74 steals in 246 career games in the minors...his batting average broke down to .258 (23 for 89) against left-handers and .286 (81 for 283) with 12 of his 14 home runs against right-handers...hit .291 (32 for 110) with runners in scoring position and was 7 for 14 (.500) with a grand slam and 21 RBI with the bases loaded...batted .250 (47 for 188) on the road and .310 (57 for 184) at home...appeared exclusively in center field on defense, making 93 appearances, including 91 starts...also went 6 for 13 (.462) in

four games at designated hitter and was 1 for 1 with a double and two RBI as a pinch hitter...saw most of his action hitting third where he appeared in 73 games...although he appeared in just 94 games with Kane County, he led the Cougars in stolen bases (26), hit by pitches (12) and strikeouts (110) and finished second in runs (70)...started slowly as he batted .186 (11 for 59) over his first 15 games before going 4 for 4 on May 12 at South Bend...that upped his average 52 points to .238 and started an eight-game stretch through May 20 where he went 13 for 31 (.419)...was moved up to Sacramento on May 21 and continued his hot hitting, going 5 for 12 (.417) in five games...was sent back to Kane County on May 27 and ended up batting .288 in June, .278 in July and .309 in August...had a grand slam on May 4 at Dayton...had three stolen bases on May 12 at South Bend and May 16 against Clinton...had his second four-hit game of the season and added five RBI on July 4 against Peoria...had a season high six RBI on July 19 against Wisconsin and had 23 RBI in 26 games in July...had a season best 10-game hitting streak from July 26 to August 5 (16 for 36, .444)...homered four times over a five-game span from August 3 to 8...was on the disabled list from August 18 to 30 with a sprained right wrist...went 5 for 22 (.227) in six games following his return...batted .265 with three home runs and 12 RBI in 53 games with Caracas in the Venezuelan Winter League.

2004—Spent the entire season at Single-A Vancouver and was named Northwest League Most Valuable Player after batting .331 with 12 home runs and 47 RBI in 65 games...ranked second in the NL in hits (87) and stolen bases (23), third in slugging (.555), tied for third in triples (4), fourth in batting and tied for fourth in extra base hits (31)...had career highs in batting, slugging and on-base percentage (.392)...led Vancouver in batting, hits, doubles (15), triples, home runs, stolen bases and total bases (146)...batted .305 against right-handed pitching and .417 against left-handers...hit .382 with runners in scoring position...was just 1 for 5 (.200) with the bases loaded but the one hit was a grand slam...batted .347 in June, .368 in July and .318 with five home runs and 18 RBI in 20 games in August...appeared in 38 games in center field and 28 in right field...was 3 for 3 with two walks, two home runs and five RBI on July 4 against Everett...went 4 for 12 (.333) with two doubles, a home run and four RBI in three playoff games for the Canadians.

2003—Appeared in just 17 games for the A's affiliate in the Arizona Rookie League in his first season in the United States and batted .230 with two home runs and 13 RBI...hit .286 (10 for 35) with both of his home runs at home and .154 (4 for 26) on the road...appeared in 14 games in center field and two in left field.

2002—Played for the A's affiliate in the Dominican Summer League and batted .286 with five home runs and 47 RBI in 65 games...had a career high five triples.

Personal/Miscellaneous

Javier Armando Herrera was originally signed by A's scout Julio Franco.

Lifetime Playing Record

Year	Club	AVG.	G	AB	R	H	2B	3B	HR	RBI	SH	SF	HP	BB	SO	SB	CS	SLG	OBP	E
2002	Dominican A's	.286	65	227	40	65	14	5	5	47	2	2	4	23	56	21	4	.458	.359	-
2003	Arizona A's	.230	17	61	12	14	3	1	2	13	0	0	2	7	19	3	1	.410	.329	0
2004	Vancouver	.331	65	263	50	87	15	4	12	47	0	2	4	24	59	23	1	.555	.392	4
2005	Kane County	.275	94	360	70	99	18	2	13	62	0	3	12	47	110	26	5	.444	.374	8
	Sacramento	.417	5	12	5	5	1	0	1	3	0	0	2	1	1	1	0	.750	.533	0
2006	Sacramento																			

(Injured — Did not play)

Career Transactions

2001 — Signed by the Oakland Athletics organization as a non-drafted free agent, July 27.

Dan Johnson

29

First Base

Height/Weight: 6-2 / 226

Bats/Throws: Left / Right

Birthdate: August 10, 1979

Opening Day Age: 27

Birthplace/Resides: Coon Rapids, Minnesota / Chandler, Arizona

Major League Service: 1 year, 108 days

Obtained: Selected in the seventh round of the June, 2001 draft

Contract Status: First year of a one-year contract through 2007.



2006 Highlights

Was the A's starting first baseman the first half of the season but he struggled offensively and was optioned to Triple-A Sacramento following the All-Star Break...was batting .237 with seven home runs and 25 RBI in 72 games before the break and started 67 of the A's 88 games at first base...was sent to Sacramento one day after the break when Milton Bradley returned from the disabled list on July 14...returned to Oakland on August 31 before rosters expanded and ended up batting .222 (10 for 45) with two home runs and 12 RBI in 19 games over the final month of the season...hit .234 with nine home runs and 37 RBI in 91 games overall...added a .323 on-base percentage and .381 slugging

FRONT OFFICE
2007 ATHLETICS
REVIEW
RECORDS
HISTORY
OPPONENTS
PLAYER DEVELOPMENT
MISCELLANEOUS

percentage and all three of his averages tailed off from his .275/.355/.451 from his rookie season of 2005...was 4 for 13 (.308) with a grand slam and 14 RBI with the bases loaded...all nine of his home runs came off right-handed pitching, eight were solo shots and the As were 7-1 in games in which he homered...22 of his 24 career home runs have come against right-handed pitching, 19 have been solo shots and 18 have come on the road...the As are 20-3 (.870) in games in which he homers in his career...three of his nine home runs came against the Twins and the Minnesota native now has five home runs in 18 career games against Twins...that equals his most home runs against any team (Texas)...went 0 for 6 with a walk and two sacrifice flies as a pinch hitter and is now 0 for 11 in his career in the pinch...hit .309 (38 for 123) with six home runs in 38 games during the day compared to .178 (29 for 163) with three home runs in 53 games at night...now has a .309 (79 for 256) career average during the day compared to .225 (91 for 405) at night...hit four of his five home runs in the seventh inning or later and batted .219 (41 for 187) over the first six innings of a game and .263 (26 for 99) after that...started games in each of the final five spots in the order but saw his most action and had his best success in the seven spot where he hit .295 (23 for 78) with five of his 11 home runs in 22 starts...did not commit an error over his first 54 games at first base but then made four over his final 31 games...ended up committing four errors in 85 games, 77 starts, at first base for a .995 (757 total chances) fielding percentage...went 0 for 27 to start the season, tying an Oakland record for consecutive hitless at bats to start the year...shares the record with Joe Wallis who did it in 1979...his hitless streak was at a career high 28 at bats dating back to 2005 when he singled in the fifth inning on April 14 against Texas for his first hit of the season...went 1 for 37 (.027) over his first 12 games before going 3 for 4 on April 22 against Los Angeles...ended up batting a combined .196 (27 for 138) with two home runs and eight RBI in 42 games in April and May...then hit .291 (30 for 103) with five home runs and 17 RBI in 30 games in June and July...now has a .194 (30 for 155) career average in the first two months of the season and a .316 (81 for 256) mark in June and July...had his first career two-homer game on June 11 at New York...matched his career highs with four hits and four RBI on June 15 against Seattle and also had the first two-double game of his career...the four RBI gave him an RBI in seven consecutive games from June 4 to 15 (11 RBI total) and that was part of a career high tying 10-game hitting streak from June 3 to 17, during which he batted .447 (17 for 38) with five doubles, three home runs and 11 RBI...had 22 putouts and 23 total chances in the As 17-inning game on June 17 against Los Angeles (NL), falling two short of the Oakland records for a first baseman set by Danny Cater on September 6, 1969 against Minnesota (24 putouts and 25 total chances in 15 innings)...his average reached a season high .256 on June 25 but he went 5 for 38 (.132) over his next 11 games before he was optioned to Sacramento...returned on August 31 and had his third career four-RBI game on September 3 against Baltimore when he hit his second career grand slam...was on the As postseason roster for both the ALDS and ALCS but did not appear in a game...batted .314 with seven home runs and 44 RBI in 46 games with Sacramento...added 32 walks for a .426 on-base percentage...hit .449 (31 for 69) with six home runs and 26 RBI in 17 games in July but then batted .223 (23 for 103) with one home run and 18 RBI in 29 games in August...batted .412 (21 for 51) with runners in scoring position and was 7 for 8 (.875) with a grand slam and 18 RBI with the bases loaded...hit .531 (17 for 32) as the designated hitter and made his professional debut at third base on August 25 at Fresno.

Career

2005—Was one of four rookies to make significant contributions to the As in 2005...batted .275 with 15 home runs and 58 RBI in 109 games...added 50 walks for a .355 on-base percentage...despite spending nearly two months of the season in the minors, he ranked second among American League rookies in on-base percentage, tied for second in walks, third in slugging (.451), tied for third in home runs and fifth in batting and RBI...hit .283 against left-handed pitching and .272 against right-handers but hit 13 of his 15 home runs against righties...hit 13 of his 15 home runs on the road but batted .247 on the road compared to .303 in Oakland...the As were 13-2 in games in which he homered...11 of his 15 home runs were solo shots...hit .303 with 12 home runs and 46 RBI over the first six innings of a game and .218 with three home runs and 12 RBI from the seventh inning on...batted .247 with six home runs and 31 RBI against a pitcher the first time he saw him in a game and .318 with nine home runs and 27 RBI after that...hit in every spot in the order from four through nine...had his best success and most starts hitting seventh where he made 34 starts and hit .303...three of his first eight major league starts came at designated hitter but he would make only five starts at DH for the season, batting .368 in those games...made a team leading 98 starts at first base, including 61 over the As final 63 games...was also 0 for 5 with a walk as a pinch hitter...got off to a slow start as he batted .228 with no home runs and four RBI over his first 19 games...then hit .332 with 12 home runs and 40 RBI over a 59-game stretch from June 19 to August 30...finished the year by hitting .187 with three home runs and 14 RBI over his final 31 games...was recalled from Triple-A Sacramento on May 27 and made his Major League debut with a start at first base that night at Cleveland (0 for 3, one walk)...recorded his first ML hit on May 29 at Cleveland with a sixth inning single off Jake Westbrook...his first RBI came on June 1 against Tampa Bay, a RBI single in the sixth inning...went homerless over his first 21 games and 66 at bats before hitting his first ML home run on June 21 at Seattle off Joel Pineiro to lead off the third inning...had a career high four hits on July 27 against Cleveland and then went 2 for 2 with two walks in his next game on July 29 against Detroit, giving him six consecutive hits and eight consecutive plate appearances where he reached base safely...finished July with a .364 batting average, his best for any month...had his most home runs and RBI in August when he had six home runs and 19 RBI in 28 games...homered in four straight games from August 3 to 6...that was part of a season best 10-game hitting streak from July 27 to August 6 where he hit .486 (17 for 35) with 12 runs scored...the streak lifted his average to a season high .330...scored a career and As season high four runs on August 6 at Kansas City...drove in at least one run in nine consecutive games from August 21 to 30 (12 RBI total)...hit his first career grand slam on September 10 at Texas off Kameron Loe and had a career high four RBI...began the season at Sacramento and batted .324 with eight home runs and 41 RBI in 47 games with the River Cats...added 32 walks for a .424 on-base percentage...was leading the Pacific Coast League in RBI at the time of his promotion to Oakland...batted .371 with seven of his eight home runs against right-handed pitchers compared to .200 against left-handers...hit .339 with runners in scoring position and was 3 for 7 (.429) with a grand slam with the bases loaded...hit .375 on the road and .267 at home...hit .210 over his first 22 games and .416 over his final 25 games...saw most of his action hitting fourth where he made 42 starts...appeared in 45 games at first base, two in left field and was 1 for 6 (.167) in two games at designated hitter...had back-to-back four-hit games on May 8 and 9 at Las Vegas and had three four-hit games total...had back-to-back four RBI games on May 9 at Las Vegas and May 10 against Oklahoma.

2004—Was named Most Valuable Player of the Pacific Coast League after batting .299 with 29 home runs and 111 RBI in 142 games at Triple-A Sacramento...followed that up by earning MVP honors in the postseason after hitting .458 with two home runs, six RBI and seven walks in seven games...was recalled by Oakland on September 18 after the River Cats won the PCL Championship but did not appear in a game with the As...finished second in the PCL in RBI and was fourth in hits (160)...led the As farm system in RBI and tied for the lead in home runs...led Sacramento in games (142), hits, triples (5) and RBI and tied for the lead in home runs...batted .302 against left handed pitchers and .298 against right-handers...hit 28 of his 29 home runs and had 96 of his 111 RBI against right handed pitching...batted .304 with run-

ners in scoring position...hit just .231 (6 for 26) with the bases loaded but had three grand slams and 26 RBI...appeared in 98 games at first base and 15 in left field...also hit .266 with a home run and 13 RBI in 33 games at designated hitter...batted .300 or better in three months (.314 in April, .314 in June and .343 in July)...had 47 multiple hit games, 48 games with one hit and 47 games with no hits...had his first of six four-hit games in the season opener on April 8 against Edmonton...also had four RBI in that game, his first of six games of four or more RBI...had his first of three two-homer games on April 11 against the Trappers and also had a season high eight RBI in that game...finished June with seven home runs and 31 RBI in 28 games...went 4 for 5 with a double, a home run and five RBI on July 23 at Las Vegas...went 4 for 5 in Game 3 of the PCL Championship at Iowa on September 17 to help the River Cats complete the sweep of the best of five series...played for Hermosillo in the Mexican Pacific Winter League and hit .248 with 12 home runs and 35 RBI in 47 games...added 39 walks for a .411 on-base percentage.

2003—Was named to the Texas League Post Season All-Star team after batting .290 with 27 home runs and 114 RBI in 139 games at Double-A Midland...led the league in home runs and RBI and ranked second in runs scored (90), third in extra base hits (57) and fourth in hits (156) and slugging (.504)...was third in all of minor league baseball in RBI, fourth in total bases (273) and tied for 10th in home runs...was promoted to Sacramento following the conclusion of Midland's season and went 1 for 4 in one game, giving him an overall batting average of .290 which was ninth best in the A's farm system...finished second in the A's farm system in home runs and RBI...led Midland in games, at bats (538), runs, hits, total bases (271), home runs, RBI, sacrifice flies (11), walks (68), intentional walks (16) and slugging (.504)...had a season high five RBI on April 10 at San Antonio...had his first of two two-homer games on April 23 at Arkansas...had his second two-homer game on May 7 against Frisco...had five hits on July 22 against El Paso...had a season best 12-game hitting streak from July 29 to August 11...was promoted to Sacramento on September 1 and in addition to his one regular season game, he also appeared in one postseason game and walked in his only plate appearance...then played for the Mesa Desert Dogs in the Arizona Fall League and hit .382 with four home runs and 30 RBI in 30 games...added 25 walks for a .496 on-base percentage and slugged .609...led the AFL in RBI and on-base percentage, ranked second in batting and hits (42), third in doubles (11), tied for fourth in runs (21) and fifth in slugging and extra base hits (16).

2002—Hit .293 with 21 home runs and 85 RBI in 126 games at Single-A Modesto...finished third in the A's farm system in home runs, fourth in RBI and eighth in batting...was fifth in the California League in home runs and RBI...topped Modesto in home runs, RBI and slugging (.500)...appeared in 89 games at first base but also hit .264 with eight home runs and 24 RBI as the designated hitter and was 5 for 8 (.625) with two RBI and four walks as a pinch-hitter...had two home runs and six RBI on June 13 at Rancho Cucamonga...his best month of the season was August when he hit .368 with 10 home runs and 29 RBI in 29 games...the home runs tied for second most in all of minor league baseball in the month...homered twice on August 11 at Visalia and August 15 against Bakersfield...earned California League Player of the Week honors for the week of August 19 to 25 after hitting .583 (14 for 24) with two home runs and 12 RBI in six games...went 3 for 16 (.188) with two home runs, six RBI and five walks in five postseason games for Modesto.

2001—Made his professional debut with Vancouver of the Northwest League and batted .283 with 11 home runs and 41 RBI in 69 games...tied for third in the league in home runs...led Vancouver in hits (70), RBI and slugging (.494) and tied for the team lead in runs scored (36), triples (2) and home runs...earned consecutive player of the week awards for the weeks of July 23 to 29 and July 30 to August 5...drove in 12 runs over a three-game span from August 2-4 against Spokane, including a grand slam and five RBI on the 4th...homered twice on August 4 at Salem-Keizer and September 1 at Everett.

Personal/Miscellaneous

Daniel Ryan Johnson was originally signed by A's scout Jim Pransky...graduated from Blaine (MN) High School in 1997...attended the University of Nebraska...was an All-Big 12 selection at first base in 2000 after hitting .368 with a league leading 21 home runs...was a second team All-America selection by *Baseball America* in his senior season in 2001 after hitting .361 with 25 HR and 86 RBI...tied for the lead among all NCAA Division I hitters in walks (63), ranked second in RBI and was tied for second in home runs...was All-Big 12 Conference for the second consecutive season, leading the league in home runs, RBI and runs scored (77).

Lifetime Playing Record

Year	Club	AVG.	G	AB	R	H	2B	3B	HR	RBI	SH	SF	HP	BB	SO	SB	CS	SLG	OBP	E
2001	Vancouver	.283	69	247	36	70	15	2	11	41	0	4	2	27	63	0	0	.494	.354	12
2002	Modesto	.293	126	426	56	125	23	1	21	85	1	8	0	57	87	4	1	.500	.371	7
2003	Midland	.290	139	538	90	156	26	4	27	114	0	11	2	68	82	7	4	.504	.365	8
	Sacramento	.250	1	4	0	1	1	0	0	0	0	0	0	0	0	0	0	.500	.250	0
2004	Sacramento	.299	142	535	95	160	29	5	29	111	0	7	9	89	93	0	1	.535	.403	12
2005	Sacramento	.324	47	182	36	59	17	0	8	41	0	2	1	32	24	0	1	.549	.424	4
	OAKLAND	.275	109	375	54	103	21	0	15	58	0	8	1	50	52	0	1	.451	.355	6
2006	OAKLAND	.234	91	286	30	67	13	1	9	37	0	5	0	40	45	0	0	.381	.323	4
	Sacramento	.314	46	172	34	54	13	1	7	44	0	2	3	32	27	0	1	.523	.426	4
M.L. Totals		.257	200	661	84	170	34	1	24	95	0	13	1	90	97	0	1	.421	.341	10

Career Transactions

2001 — Selected by the Oakland Athletics organization in the 7th round of the free agent draft, June 5.

Division Series Record

Year	Club/Opp.	AVG.	G	AB	R	H	2B	3B	HR	RBI	SH	SF	HP	BB	SO	SB	CS	SLG	OBP	E
2006	OAK vs. MIN																			

(Did not play)

FRONT OFFICE
2007 ATHLETICS
REVIEW
RECORDS
HISTORY
OPPONENTS
PLAYER DEVELOPMENT
MISCELLANEOUS

League Championship Series Record

Year	Club/Opp.	AVG.	G	AB	R	H	2B	3B	HR	RBI	SH	SF	HP	BB	SO	SB	CS	SLG	OBP	E	
2006	OAK vs. DET																				(Did not play)

vs. The American League

2006 AVG.	AB	H	HR	RBI	CAREER vs. TEAM	AVG.	AB	H	HR	RBI
.667	3	2	1	5	Baltimore	.310	29	9	2	11
—	0	0	0	0	Boston	.071	14	1	0	0
.111	9	1	0	0	Chicago	.250	24	6	1	4
.235	17	4	0	3	Cleveland	.289	45	13	0	5
.111	9	1	0	0	Detroit	.233	30	7	1	5
.353	17	6	1	1	Kansas City	.316	38	12	3	5
.212	33	7	1	2	Los Angeles	.213	80	17	2	5
.222	27	6	3	4	Minnesota	.274	62	17	5	8
.227	22	5	2	3	New York	.176	34	6	2	4
—	0	0	0	0	Oakland	—	0	0	0	0
.281	32	9	0	7	Seattle	.284	81	23	2	16
.000	12	0	0	2	Tampa Bay	.125	24	3	0	3
.294	34	10	1	6	Texas	.315	73	23	5	18
.125	8	1	0	0	Toronto	.310	29	9	1	3

vs. The National League

2006 AVG.	AB	H	HR	RBI	CAREER vs. TEAM	AVG.	AB	H	HR	RBI
.200	10	2	0	0	Arizona	.200	10	2	0	0
—	0	0	0	0	Atlanta	.286	7	2	0	0
.231	13	3	0	0	Colorado	.231	13	3	0	0
.231	13	3	0	0	Los Angeles	.231	13	3	0	0
—	0	0	0	0	New York	.000	3	0	0	0
—	0	0	0	0	Philadelphia	.400	10	4	0	1
.083	12	1	0	0	San Diego	.083	12	1	0	0
.400	15	6	0	4	San Francisco	.364	22	8	0	7
—	0	0	0	0	Washington	.125	8	1	0	0

Monthly Breakdown

2006 AVG.	AB	H	HR	RBI	CAREER by MONTH	AVG.	AB	H	HR	RBI
.175	63	11	2	4	April	.175	63	11	2	4
.213	75	16	0	4	May	.207	92	19	0	4
.321	81	26	4	16	June	.312	157	49	6	29
.182	22	4	1	1	July	.323	99	32	5	13
—	0	0	0	0	August	.287	101	29	6	19
.238	42	10	2	11	September	.210	138	29	5	22
.000	3	0	0	1	October	.091	11	1	0	4

Batting Breakdown

2006 AVG.	AB	H	HR	RBI	CAREER by CATEGORY	AVG.	AB	H	HR	RBI
.258	128	33	4	15	Home	.284	313	89	6	37
.215	158	34	5	22	Road	.233	348	81	18	58
.309	123	38	6	22	Day	.309	256	79	11	48
.178	163	29	3	15	Night	.225	405	91	13	47
.254	252	64	8	33	Grass	.264	603	159	20	87
.088	34	3	1	4	Turf	.190	58	11	4	8
.237	241	57	7	25	Pre-ASG	.254	358	91	11	43
.222	45	10	2	12	Post-ASG	.261	303	79	13	52
.217	46	10	0	4	vs. LHP	.262	145	38	2	26
.238	240	57	9	33	vs. RHP	.256	516	132	22	69
.200	75	15	1	28	RISP	.233	172	40	3	69
.308	13	4	1	14	Bases Loaded	.278	18	5	2	22
.000	6	0	0	2	Pinch Hitter	.000	11	0	0	2
.000	2	0	0	0	Designated Hitter	.333	21	7	1	3

Ballpark Breakdown

	AVG.	AB	H	HR	RBI
Ameriquest Field	.311	45	14	4	12
Angel Stadium of Anaheim	.189	37	7	1	3
AT&T Park	.500	8	4	0	4
Camden Yards	.333	15	5	1	6
Comerica Park	.182	11	2	1	4
Coors Field	.231	13	3	0	0
Fenway Park	.071	14	1	0	0
Jacobs Field	.200	25	5	0	2
Kauffman Stadium	.368	19	7	3	4
McAfee Coliseum	.284	313	89	6	37
Metrodome	.219	32	7	3	5
PETCO Park	.083	12	1	0	0
RFK Stadium	.125	8	1	0	0
Rogers Centre	.235	17	4	1	1
Safeco Field	.217	46	10	1	9
Tropicana Field	.000	9	0	0	2
Turner Field	.286	7	2	0	0
U.S. Cellular Field	.188	16	3	1	3
Yankee Stadium	.357	14	5	2	3

Fielding Statistics

First Base

YEAR	PCT.	G	PO	A	E	TC	DP
2005	.994	101	897	57	6	960	94
2006	.995	85	689	64	4	757	96
Totals	.994	186	1586	121	10	1717	190

Johnson's Career Highs

Hits: 4 (twice), June 15, 2006 vs. Seattle; July 27, 2005 vs. Cleveland
Runs: 4, August 6, 2005 at Kansas City
Doubles: 2, June 15, 2006 vs. Seattle
Triples: 1, September 27, 2006 at Seattle
Home Runs: 2, June 11, 2006 at New York (AL)
Runs Batted In: 4 (three times), last: September 3, 2006 vs. Baltimore
Walks: 3, August 6, 2005 at Kansas City
Strikeouts: 3, July 5, 2005 at Toronto
Stolen Bases: None
Hitting Streak: 10 (twice), last: June 3 to 17, 2006
Hitless Streak (At Bats): 28, October 2, 2005-April 14, 2006

Johnson's Career Home Run Chart

Multi-Homer Games: 1, June 11, 2006 at New York (AL). **Three-Homer Games:** None. **Two-Homer Games:** 1, June 11, 2006 at New York (AL). **Grand Slams:** 2, September 3, 2006 vs. Baltimore (Hayden Penn); September 10, 2005 at Texas (Kameron Loe). **Pinch-Hit Home Runs:** None. **Inside-The-Park Home Runs:** None. **Game Ending Home Runs:** None. **Lead Off Home Runs:** None.

Jason Kendall

18

Catcher

Height/Weight: 6-0 / 204

Bats/Throws: Right / Right

Birthdate: June 26, 1974


Opening Day Age: 32

Birthplace/Resides: San Diego, California / Pacific Palisades, California

Major League Service: 11 years

Obtained: Acquired from the Pittsburgh Pirates with cash for pitchers Mark Redman and Arthur Rhodes and cash, November 27, 2004.

Contract Status: Seventh year of a seven-year contract through 2007.



2006 Highlights

Improved offensively during his second season with the A's as he batted .295 with a home run and 50 RBI in 143 games...the average was a 24 point improvement over his .271 from a year ago and he now has a .301 career batting average...continued to be one of the most durable catchers in the game as he made 141 appearances behind the plate, all starts...led Major League catchers in games started for the fifth consecutive season and the eighth time in his career...the games started were second most in Oakland history by a catcher to his 146 last year...has now started 989 games at catcher since 2000, which is the most in the Majors by 95 games (Jorge Posada, 894)...became the first catcher in ML history to catch 140 or more games eight times in his career...Gary Carter held the previous mark with seven...has topped 140 games in each of the last five seasons, which is one short of the ML record of six straight held by Jim Sundberg from 1975-80...caught all but 197.2 innings for the A's and has caught 2540.0 of the A's 2902.0 innings over the last two years (87.5%)...he led the A's in multiple hit games (47), stolen bases (11) and hit by pitches (12) and tied for the team lead in sacrifice hits (4) and grounded into double plays (19)...it was the second consecutive season he led the A's in stolen bases and he is just the second catcher in Oakland history to steal 10 or more bases in a season...Scott Hemond had 13 steals as a catcher in 1993 and one as a pinch runner...it is the eighth time in his career he has stolen 10 or more bases...now has 159 career steals which are the most by a Major League catcher since Ray Schalk stole 177 bases from 1912-29...the hit by pitches equalled the second lowest total of his career but tied for sixth in the American League...he now has 209 career hit by pitches, which is seventh most in Major League history...his sacrifice hits were a career high, topping his three from his rookie season of 1996...had just three sacrifice hits over his previous seven seasons...struck out 54 times, which was the second highest total of his career (79 in 2000)...but he was the third toughest to fan in the AL with an average of 11.6 plate appearances per strikeout...walked just 53 times, marking just the third time in his career he has had more strikeouts than walks...had the lowest percentage of swings at the first pitch in the Majors (9.3%)...had just 24 extra base hits (23 doubles, 1 home run), which were the fewest of his career...his previous low was 29 last year...had a .342 slugging percentage, which was second lowest in the AL (Berroa, KC .333) and the second lowest of his career to his

FRONT OFFICE
2007 ATHLETICS
REVIEW
RECORDS
HISTORY
OPPONENTS
PLAYER DEVELOPMENT
MISCELLANEOUS

.321 last year...hit .340 (70 for 206) during the day, .330 (87 for 264) on the road, .331 (41 for 124) against left-handed pitching and .322 (37 for 115) with runners in scoring position...ranked fourth in the AL in batting average on the road and sixth in batting during the day...batted .264 (69 for 261) with 26 runs scored in 73 games before the All-Star Break...then hit .323 (94 for 291) with 50 runs scored in 70 games after the break...ranked ninth in the AL in batting after the break and was tied for ninth in runs scored...started 69 of the A's 74 games after the All-Star Break, all batting leadoff, and made a team leading 90 starts hitting first for the season (114 for 379, .301)...led AL catchers in total chances (983) and putouts (924) and tied for the lead in double plays (9)...committed just five errors and had a career high .995 fielding percentage (983 total chances), topping his .993 from last year...tossed out 23 of 94 (24.5%) attempted base stealers...A's pitchers had a 4.09 ERA when he was catching, which ranked fourth best in the AL...made his 11th consecutive Opening Day start at catcher, his second with the A's...was hit by a pitch for the 200th time in his career on April 11 at Minnesota...was ejected from the game on May 2 against Los Angeles after charging the mound after a pitch by John Lackey in the sixth inning...was suspended for four games by Major League Baseball on May 5 and served his suspension from May 9 to 12...it was his fifth career suspension (three games in 1998, one in 2001, three in 2003 and three in 2004)...allowed five stolen bases on May 7 against Tampa Bay, the ninth time in his career he has allowed at least five steals in a game...homed in the eighth inning on May 31 off Kansas City's Joel Peralta to snap a 247-game, 961-at bat homerless streak dating back to his last home run on July 27, 2004 against Atlanta's Paul Byrd...went homerless over the first 740 at bats of his Oakland career, which was the second longest homerless streak in Oakland history to Walt Weiss who had an 837-at bat streak from April 26, 1990 to October 4, 1992...it was his only home run of the season and he finished the year with a 101-game, 412-at bat homerless streak...has hit just one home run over his last 349 games and 1374 at bats...struck out three times on June 17 against Los Angeles (NL), just the third three-strikeout game of his career...caught all 17 innings in that game and then came back to start the next day...had a season best eight-game hitting streak from June 17 to 27 (12 for 34, .353)...had a career long streak of 23 consecutive games without an RBI from June 19 to July 22, topping his previous high of 20 from June 1 to 25, 2005...had his first of two two-steal games on June 29 at San Diego (also August 23 at Toronto) and now has 11 career multi-steal games...turned his second of two game-ending unassisted double plays on August 8 against Texas (also April 21 vs. Los Angeles)...it was his third unassisted double play since joining the A's (also September 5, 2005 against Seattle)...appeared in his 1500th career game on August 9 against Texas...hit .398 (41 for 103) with 15 multiple hit games over a 24-game stretch from August 11 to September 6...collected his 300th career double on August 14 against Seattle...started 36 consecutive games at catcher from August 18 to September 26...that is the second longest such streak in Oakland history to the record set by Ray Fosse when he started the first 50 games of the 1973 season...it was Kendall's longest streak since May 9-June 21, 2003 when he started 37 in a row...also started 63 of the final 67 games and 101 of the last 107...had his first four-hit game as an Athletic on August 21 at Toronto, his first since June 22, 2004 at Houston...that started a stretch of five consecutive multiple hit games (13 for 24, .542)...batted .358 (38 for 106) with 15 multiple hit games and 13 RBI in 26 games in August...his batting average ranked fifth best in the AL in the month...the average and RBI were his best one month totals this year...went 16 consecutive games from September 8 to 24 without an extra base hit, which matched the longest such streak of his career (June 15 to July 4, 2006 and July 17 to August 5, 2003)...had a season high four RBI on September 21 against Cleveland and had 10 RBI over his final nine games...had his second four hit game of the season on September 26 at Seattle, his 17th career game of four more hits...finished the regular season with 1545 career games played, which ranked third most among active players who had never played in a postseason game...then started all seven postseason games for the A's at catcher and batted .258 (8 for 31) with a double and a RBI.

Career

2005—Was acquired by the A's from Pittsburgh during the off-season and hit .271 with no home runs and 53 RBI in 150 games in his first season in the American League...the batting average was the second lowest of his career and it marked just the second time he batted under .283...had just 29 extra base hits and his .321 slugging percentage was a career low, the lowest in the Majors and ninth lowest in Oakland history...did not homer in 601 at bats, setting an Oakland record for most at bats in a season without a home run...in Athletics history, only Irv Hall of the 1945 Philadelphia A's had more at bats in a season without a home run (616)...the last Major Leaguer to have more at bats without a home run in a season is Harold Reynolds who had 613 for Seattle in 1989...his 601 at bats were fourth most by an AL hitter without a home run in the designated hitter era (since 1973)...his 53 RBI set an Oakland record for RBI without a home run and were the most by an Athletic since Hall had 54 in 1943...the last ML hitter to have more RBI without a home run is Willie Randolph who had 54 for Milwaukee in 1991...started a career high 146 of the A's 162 games at catcher, setting an Oakland record for most starts by a catcher...those were the most starts by a ML catcher since Benito Santiago had 148 for San Diego in 1991 and they were the most by an AL catcher since Rick Cerrone also started 146 games behind the plate for New York in 1980...appeared in a career high tying 147 games overall at catcher and led the Majors in games caught for the fourth consecutive season...set an Oakland record for games caught and his 147 games were second most in A's history...set Athletics franchise records for total chances (1044) and putouts (986) and led ML catchers in both categories...caught all but 164.1 innings...made just seven errors and had a .993 fielding percentage...allowed 101 stolen bases which set an Oakland record and were the most in the Majors...tossed out just 15.1% (18 of 119) of attempted base stealers which was the

Most Games Started by a Catcher Since 2000

1. Jason Kendall	989
2. Jorge Posada	894
3. Brad Ausmus	866
4. Ramon Hernandez	829
5. Ivan Rodriguez	782

Most Games Started by an A's Catcher Since 1901

1. Frankie Hayes (1944)	155
2. Jason Kendall (2005)	147
3. Cy Perkins (1920)	146
4. Frankie Hayes (1936)	143
5. Ramon Hernandez (2000)	142
6. Jason Kendall (2006)	141
Ray Fosse (1973)	141
Cy Perkins (1922)	141
Cy Perkins (1922)	141
10. Ramon Hernandez (2003)	139

Most Consecutive Games Started by an Oakland Catcher

50	Ray Fosse, April 6-June 2, 1973
36	Jason Kendall, Aug. 18-Sept. 26, 2006
25	Larry Haney, April 21-May 21, 1976
21	Frank Fernandez, May 27-June 19, 1970
20	Bob Kearney, May 1-24, 1983
19	Jason Kendall, September 7-27, 2005
19	Phil Roof, August 20-Sept. 7, 1969

second lowest percentage in the Majors...tied an Athletics record and ranked third in the AL with 20 hit by pitches...struck out just 39 times in 676 plate appearances, an average of 17.33 plate appearances per strikeout which was the best figure in the AL and fourth best in Oakland history...had fewer strikeouts than walks for the fourth consecutive season...led the As with eight stolen bases which equaled the second lowest total of his career...reached base on an error 16 times which led the Majors...led AL hitters in percentage of swings put in play (56.9%) and lowest percentage of swinging at the first pitch (6.4%), ranked second in percentage of swings that miss (7.9%) and was third in percentage of pitches taken (62.5%)...grounded into a career high 26 double plays which tied for the AL lead and was second most in Oakland history...hit .344 with runners in scoring position which ranked seventh in AL...batted .386 with RISP and two outs...hit .271 in Oakland and .271 on the road...batted .300 or better in three different months, including .300 in June, .311 in July and .324 in September...however, hit just .202 in August which was his lowest batting average ever in a month...batted .243 over his first 59 games and then hit .394 over a 23-game span from June 17 to July 16 to boost his average to a season high .287...went 36 for 180 (.200) over 44 games from July 17 to September 5 and then went 34 for 97 (.351) over his final 24 games...started games in each of the first three spots in the batting order...hit .275 with a .349 on-base percentage in 77 starts in the leadoff spot and also made 59 starts hitting second and 13 hitting third...made his 10th consecutive Opening Day start at catcher on April 4 at Baltimore, the first nine of which came with Pittsburgh from 1996-2004...started each of the As first 16 games at catcher which was the third longest season opening streak by an Oakland catcher...allowed five stolen bases on April 9 at Tampa Bay, his first of three five-steal games (April 23 at Los Angeles and May 15 vs. New York)...opponents were successful in 17 consecutive steal attempts from April 17 to May 1 and 24 straight from May 6 to June 12 and he tossed out just 2 of 47 (4.3%) base runners from April 17 to June 21...had five straight multiple hit games from July 6 to 10 as part of a season high tying nine-game hitting streak from July 6 to 17 (18 for 39, .462)...singled off Joaquin Benoit in the seventh inning on July 15 against Texas for career hit number 1500...had two of the As biggest plays of the season over a 17-game stretch in July and August...on July 22 at Texas, he recorded an unassisted putout at home plate on a wild pitch for the final out in the As 11-10 win...then scored the winning run from third base in the bottom of the ninth inning on August 11 against Los Angeles when Francisco Rodriguez did not catch the throw back to the pitcher following a pitch...his second inning RBI single on July 25 against Cleveland was the 500th RBI of his career...had his 5000th career at bat on August 5 at Kansas City...had a career best 69-game errorless streak from June 2 to August 29, which was the seventh longest errorless streak by a catcher in Oakland history...started 19 consecutive games at catcher from September 7 to 27 which was the longest such streak by an Oakland catcher since Bob Kearney started 20 straight games from May 1 to 24, 1983.

2004—Led all Major League catchers in games (146), runs scored (86) and hits (183)...ranked eighth among National League hitters in batting average (.319), third with a .346 average with runners in scoring position and ninth with a .399 on-base percentage...hit .300 or better for the sixth time in his career and his batting average dipped below .300 for just 10 days during the entire season...established a career high with 1086 total chances behind the plate...led ML catchers in games caught for the third consecutive season and also finished first in 2004 in assists (78)...became the Pirates all-time leader in career games caught (1,205)...threw out 31 of the 96 baserunners attempting to steal against him (32.3%), which ranked third best in the majors...made his ninth straight Opening Day start behind the plate...in Pirates history only George Gibson's 10-year streak from 1906 thru 1915 is longer...had a season-high 59-game errorless streak from May 28 thru July 31...produced the league's fourth-longest hitting streak; a 20-game streak from May 8 thru June 3 (32 for 89, .360)...moved into the leadoff spot of the batting order on May 8 vs. Los Angeles...hit .326 with a .404 on-base percentage as the leadoff batter...went 7 for 8 in a doubleheader at Texas on June 10...had seven straight hits that day...caught a season-high 34 straight games from May 28 thru July 2 (game one); sat out game two on July 2 and then made 31 straight appearances behind the plate from July 3 thru August 7...his first career grand slam (his 4,278th career at bat) off Houston's David Weathers at Minute Maid Park on June 23...reached base safely in 32 consecutive games from June 26 thru August 1...surpassed George Gibson to become Pittsburgh's all-time games caught leader with appearance number 1,156 on August 3 at Los Angeles (the record had stood for 88 years)...was ejected for charging the mound on August 15 vs. Colorado...served a three-game suspension for the infraction on September 18 and 19 (DH)...batted .400 in September...batted .412 with runners in scoring position and two outs.

2003—Led all Major League catchers in starts (145) and appearances (146) for the second straight year...ranked sixth in the National League batting race (.325)...established a career high in hits (191), which were the most by a Pirate since Andy Van Slyke recorded 199 in 1992 and the seventh-most by a Major League catcher in a single season (min. 100 games at catcher)...ranked second in the league in hit by pitches (25) and tied for fifth in multi-hit games (55)...also finished among the league leaders in road batting average (.336), night batting average (.333), average vs. right-handers (.331) and hardest to fan (16.7 pa/so)...led the Pirates in games played, average, hits, infield hits (28), multi-hit games and runs scored (84)...made his eighth straight Opening Day start at catcher...connected off Jimmy Haynes for his first career Opening Day home run on March 31 at Cincinnati...hit just one home run in 108 games (419 at bats) from April 9 thru August 19 after hitting three long balls in the first six games (25 AB)...snapped a 60-game errorless streak with a miscue on May 6 at Houston...appeared in his 1,000th career game on May 25 vs. St. Louis...was ejected for his role in an on-field altercation with the Devil Rays' Marlon Anderson on June 14 at Tampa Bay...hit safely in a career-high 23 straight games from June 24 thru July 21 (39 for 99, .394), the fifth longest streak in the NL...reached base safely in 57 of his 59 games from June 24 thru September 3...scored a run in nine consecutive games from July 5-13...appeared in his 1,000th game behind the plate on July 20 vs. Milwaukee...served a three-game suspension for his June 14 altercation from July 29-31...recorded a sacrifice bunt on August 11 vs. St. Louis, his first since June 10, 2000...hit .368 and struck out just three times in August...batted .364 during the month of September...threw out 16 of the 79 baserunners attempting to steal against him (21.3%).

2002—Led all Major League catchers in games (143) and starts (140) and led National League backstops with 13 double plays...threw out 26 of the 104 baserunners attempting to steal against him (25.0%)...was the toughest batter to strike out in the majors, whiffing just once every 20.9 plate appearances...struck out just twice during the month of May and a total of nine times in 73 games (287 PA) thru the month of June...whiffed more than once in a game on just one occasion (Ben Sheets struck him out twice on July 3)...had a 0 for 20 streak from April 4-11...left the game on April 19 vs. Philadelphia with a concussion after getting hit in the face mask by a foul tip...missed the game on April 20, but returned to action the next day...was ejected by home plate umpire Marc Barron for arguing balls and strikes on May 5 at

All-Time Hit By Pitch Leaders

1.	Hughie Jennings, 1891-1918	287
2.	Craig Biggio, 1988-	273
3.	Tommy Tucker, 1887-1899	272
4.	Don Baylor, 1970-88	267
5.	Ron Hunt, 1963-74	243
6.	Dan McGann, 1896-1908	230
7.	Jason Kendall, 1996-	209
8.	Frank Robinson, 1956-76	198
9.	Minnie Minoso, 1949-80	192
10.	Jake Beckley, 1888-1907	183

SOURCE: Stats, Inc.

FRONT OFFICE

2007 ATHLETICS

REVIEW

RECORDS

HISTORY

OPONENTS

PLAYER DEVELOPMENT

MISCELLANEOUS

FRONT OFFICE
2007 ATHLETICS
REVIEW
RECORDS
HISTORY
OPPONENTS
PLAYER DEVELOPMENT
MISCELLANEOUS

San Diego...was also ejected by umpire Matt Hollowell for arguing balls and strikes on May 30 vs. Chicago...hit his first career "lead-off" home run on June 20 vs. Oakland (Tim Hudson)...hit .320 during the month of July...collected his 1,000th career hit on August 16, a single off Milwaukee's Ben Sheets at PNC Park...became the first player to pick up his first 1,000 hits in a Pittsburgh uniform since Johnny Ray from 1981-87...led the club with 43 multi-hit games and ranked second with 13 infield hits.

2001—Established a career high in at bats (606)...led the Pirates with 24 infield hits...ranked third among National League batters in being hit by pitch (20) and was the eighth-hardest player to fan in the league, striking out once every 14.0 plate appearances...struck out just 18 times after the All-Star break (295 PA)...made 133 appearances, 127 starts, behind the plate and threw out 15 of the 88 baserunners attempting to steal against him (17.0%)...also made 18 starts in left field and 10 appearances, nine starts, in right field...picked up his lone outfield assist on September 28...failed to reach the .300 level in batting at any point during the year for the first time in his career...was Pittsburgh's Opening Day catcher for the sixth straight season...collected the first Pirate hit at PNC Park; an infield-single off Chris Reitsma on April 9...hit the game-winning "walk-off" two-run homer with one out in the 10th to defeat the Cubs at PNC Park on April 22...hit safely in a season-high 12 straight games from May 23 to June 5, but followed that with a career long 0 for 23 streak...made his first career appearance in left field as a starter on May 23 at Philadelphia (game two)...it was his first action ever at a position other than catcher...made his first career appearance in right field as a starter on June 17 vs. Cleveland...swiped his 100th career base on July 4 at Cincinnati...was ejected by Jim Wolf for arguing a call at first base on July 24 at Chicago (NL); served a one-game suspension for that incident on September 19...hit .337 in August...had surgery to reconstruct the ulnar collateral ligament on left thumb on October 11...the surgery was performed by Dr. Mark Baritz in Pittsburgh.

2000—Led National League catchers in putouts (990), assists (81) and total chances (1081)...led Pirates in hitting (.320), at bats (579), runs (112), hits (185) and stolen bases (22)...made 145 starts behind the plate; one year removed from suffering a season-ending dislocation of right ankle...also established career highs in runs, triples, homers (14) and walks (79)...swiped 22 bases and became the first catcher in Major League history to steal 20 or more bases in three seasons...finished ninth in the National League in runs, 10th in hits and tied for fifth in hit by pitches (15)...also ranked ninth in the NL with 55 multi-hit games and led the Pirates in that category...became the first Pittsburgh catcher ever to score 100 runs...named to the NL All-Star team for third time in his career and started in place of the injured Mike Piazza...became the first Pirate catcher to start in an All-Star Game since Smoky Burgess in 1961...caught the first four innings and went 0 for 2 at the plate...became just the third player and the first Pirate ever to hit for the cycle at Three Rivers Stadium when he did so against the Cardinals on May 19...became the first catcher to hit for the cycle since Boston's Rich Gedman did so on September 18, 1985 and the first backstop in the NL to do so since Randy Hundley on August 11, 1966...also established a career high with five RBI on May 19...hit safely in season-high 13 straight games from May 13-28...tripled twice on July 1...suffered a fractured right cheek after being struck by a pickoff throw by Houston pitcher Chris Holt on September 14...made total of 147 appearances behind the plate and threw out 34 of 121 baserunners attempting to steal against him (28.1%)...had surgery to repair his fractured right cheek on October 2...agreed to terms on a multi-year deal on November 17.

1999—Was Pittsburgh's Opening Day catcher and appeared in the leadoff position of the batting order...scored at least one run (12 total) in nine consecutive games from April 10-19...swiped a career-high three bases on April 19 at San Diego...appeared in the leadoff spot for the last time on April 30...went 17 for 62 (.274) with one RBI in 15 games as the leadoff hitter...moved to the fifth spot in the lineup for good on May 1...hit .352 with eight homers and 40 RBI in 59 games from the fifth spot...produced seven straight hits from May 2-4...had a career-high five hits on May 3 without a run or RBI vs. San Francisco (the first "5-0-5-0" line by a Pirate since Matty Alou on 8/19/70)...hit safely in 16 straight games from May 20 thru June 7, going 22 for 55 (.400)...batted .416 during the month of May...left the game on June 16 at Los Angeles after suffering a concussion in a home plate collision with Gary Sheffield (started the next game and went 2 for 5)...suffered a dislocation of his right ankle on July 4 vs. Milwaukee (suffered when landing on first base while trying to beat out a bunt)...had surgery performed by Dr. Mark Langhans on July 4 and remained in Allegheny General Hospital until being released on July 7...missed the remainder of the season...garnered 511,587 votes in the balloting for National League All-Star catcher, finishing second behind New York's Mike Piazza (1,645,304)...threw out 25 of the 64 baserunners attempting to steal against him (39.1%).

1998—Set career highs in RBI (75) and stolen bases (26)...led the club in batting and ranked fifth in the National League in that department...his .327 average was the highest recorded by a Pittsburgh player in a non-strike season since Dave Parker led the circuit with a .334 mark in 1978...it was the highest by a Pittsburgh catcher since Manny Sanguillen hit .328 in 1975...led the club in runs scored (95)...his 26 stolen bases set a NL record for a catcher...led the majors with 31 hit by pitches and tied the club record he set in 1997...ranked seventh in the league with a .411 on-base percentage...was the NL's sixth-toughest player to strike out, once every 12.3 plate appearances...his .372 average against left-handed pitchers ranked second among Major League hitters with at least 125 at bats...led NL catchers in games (144), starts (143), putouts (1015) and total chances (1082)...threw out 28 of 111 baserunners attempting to steal against him (25.2%)...was named to the All-Star team for the second time in his career...appeared as a pinch-hitter and singled off Anaheim's Troy Percival...was ejected from the game at Los Angeles on June 28 for fighting with Gary Sheffield...served a three-game suspension for the altercation from July 21-23...homered in three straight games from August 9-12...was named NL Player of the Week for the week ending August 16.

1997—Made 139 starts behind the plate...established a club record by being hit with a pitch 31 times (set previous club record with 15 in 1996)...ranked second in the majors in being hit-by-pitch behind Houston's Craig Biggio (34)...the 31 HBP's also represent the highest single-season total by a catcher in National League history...threw out 51 of 146 baserunners attempting to steal against him (34.9%)...caught eight straight potential base stealers from April 26 to May 9...batted in the third spot in the starting lineup for the first time in his career on May 28 and went 2 for 3 with an RBI vs. Chicago (NL)...went 0 for 23 in a seven-game span from June 17-24...hit safely in 12 straight games from July 6-23...agreed to terms on a four-year contract on July 26...was ejected by Rocky Roe at Milwaukee on August 29 for arguing a call at second base in ninth inning.

1996—Had an exceptional rookie campaign after making the jump from Double-A to the Majors...was named Rookie Player of the Year by *The Sporting News*, just the second Pittsburgh player to win the award...was also selected to the Topps Rookie Major League All-Star team and was the only unanimous choice...finished third in the NL Rookie of the Year voting by the BBWAA behind Los Angeles' Todd Hollandsworth and Florida's Edgar Renteria...was hit by a pitch a then club record 15 times...was named to the NL All-Star team, the first Pittsburgh rookie ever to be named to the squad...became the 16th NL rookie (non-pitcher) All-Star and just the fifth rookie catcher ever to be named to the squad, joining Johnny Bench in 1968 (Reds), Gary Carter in 1975 (Expos), Greg Olson in 1990 (Braves) and Mike Piazza in 1993 (Dodgers)...was Pittsburgh's Opening Day catcher at 21 years of age, the youngest Pirate player to start an opener since Bill Mazeroski in 1957...went 3 for 4 with two RBI in his Major League debut on April 1 at Florida, singling off Kevin Brown in first major league at bat...connected off San

Diego's Bob Tewksbury in the first game of a doubleheader at Three Rivers Stadium on May 8 for his first home run...threw out 31 of 167 baserunners attempting to steal against him (18.6%).

1995—Was named the Southern League's Most Valuable Player, the second straight Pittsburgh farmhand to win the honor...his .326 batting average set a Carolina club record and ranked second in the league...also set a club record in runs scored (87) and tied the club mark in hits (140)...ranked second in the league with a .414 on-base percentage...hit safely in 16 straight games from June 29 thru July 17...batted .404 in July, striking out just four times...threw out 24 of 64 runners attempting to steal (38%)...had a .989 fielding percentage, committing just seven errors in a league-leading 754 total chances...also led league catchers in putouts (692) and games caught (98).

1994—Began the season with Single-A Salem...batted .333 in June...led Salem in batting (.318) and stolen bases (14)...struck out once every 21 plate appearances which was the best mark in the South Atlantic League...ranked second in the league in batting and tied for second with a .406 on-base percentage...was promoted to Carolina on August 11 and, at the time, became the youngest player in Mudcats history...batted a combined .309 with seven home runs and 72 RBI with the two clubs...ranked second among all Pittsburgh minor leaguers in batting...threw out 20-of-83 runners with the two clubs (24%).

1993—Spent the entire season with Single-A Augusta...was named to the mid-season All-Star team and the South Atlantic Postseason All-Star team...hit his first professional home run in the first game of a doubleheader on August 23; a solo shot off Jason Butler at Macon...threw out 27 of 91 runners attempting to steal against him (30%).

1992—Began his professional career with Bradenton (Rookie) after being selected by Pittsburgh in the 1st round of the June draft...made 30 starts behind the plate and led the league with 13 passed balls.

Personal/Miscellaneous

Jason Daniel Kendall...wife's name in Chantel...has one son, Kuyper Chase and one daughter, Karoline...also has two step children, Joey and Emma...graduated from Torrance (CA) High School where he batted .549 (45 for 82) with three homers, 39 RBI and 21 stolen bases as a senior...tied a national high school record when he hit safely in 43 straight games (dating back to his junior year)...originally signed by Pirate scout Ed Roebuck...is the son of former catcher, Fred Kendall, who spent 12 years in the Major Leagues with San Diego (1969-76, 1979-80), Cleveland (1977) and Boston (1978)...was the 2006 recipient of the Jim "Catfish" Hunter Award, given annually to an A's player in the vote of his teammates to a player whose play on the field and conduct in the clubhouse best exemplifies the courageous, competitive and inspirational spirit of the late Hall of Fame pitcher...was the recipient of the 1998 Roberto Clemente Award, an award given annually since 1973 by the Pittsburgh chapter of the BBWAA...was part of the MLB tour of Japan in November of 1998...was named True Value's Man-of-the-Year in 1988...participated in the 20th annual Pepsi All-Star Softball Game in Palm Springs in January of 2001, an event which benefitted the Juvenile Diabetes Foundation...was the recipient of the 2001 Dapper Dan Award, an award presented annually since 1939 to a Pittsburgh sports figure in recognition of outstanding achievement on a national level.

Lifetime Playing Record

Year	Club	AVG.	G	AB	R	H	2B	3B	HR	RBI	SH	SF	HP	BB	SO	SB	CS	SLG	OBP	E
1992	Bradenton	.261	33	111	7	29	2	0	0	10	0	2	2	8	9	2	2	.279	.317	5
1993	Augusta	.276	102	366	43	101	17	4	1	40	0	5	7	22	30	8	5	.352	.325	20
1994	Salem	.318	101	371	68	118	19	2	7	66	0	7	13	47	21	14	3	.437	.406	9
	Carolina	.234	13	47	6	11	2	0	0	6	0	2	2	3	0	0	0	.277	.294	2
1995	Carolina	.326	117	429	87	140	26	1	8	71	1	8	14	56	22	10	7	.448	.414	8
1996	PITTSBURGH	.300	130	414	54	124	23	5	3	42	3	4	15	35	30	5	2	.401	.372	18
1997	PITTSBURGH	.294	144	486	71	143	36	4	8	49	1	5	31	49	53	18	6	.434	.391	11
1998	PITTSBURGH	.327	149	535	95	175	36	3	12	75	2	8	31	51	51	26	5	.473	.411	9
1999	PITTSBURGH	.332	78	280	61	93	20	3	8	41	0	4	12	38	32	22	3	.511	.428	7
2000	PITTSBURGH	.320	152	579	112	185	33	6	14	58	1	4	15	79	79	22	12	.470	.412	10
2001	PITTSBURGH	.266	157	606	84	161	22	2	10	53	0	2	20	44	48	13	14	.358	.335	17
2002	PITTSBURGH	.283	145	545	59	154	25	3	3	44	0	2	9	49	29	15	8	.356	.350	9
2003	PITTSBURGH	.325	150	587	84	191	29	3	6	58	1	3	25	49	40	8	7	.416	.399	10
2004	PITTSBURGH	.319	147	574	86	183	32	0	3	51	1	4	19	60	41	11	8	.390	.399	10
2005	OAKLAND	.271	150	601	70	163	28	1	0	53	0	5	20	50	39	8	3	.321	.345	7
2006	OAKLAND	.295	143	552	76	163	23	0	1	50	4	5	12	53	54	11	5	.342	.367	5
AL Totals		.283	293	1153	146	326	51	1	1	103	4	10	32	103	93	19	8	.331	.355	12
NL Totals		.306	1252	4606	706	1409	256	29	67	471	9	36	177	454	403	140	65	.418	.387	101
ML Totals		.301	1545	5759	852	1735	307	30	68	574	13	46	209	557	496	159	73	.400	.381	113

Career Transactions

1992 — Selected by the Pittsburgh Pirates organization in the 1st round (23rd pick overall) of the free agent draft, June 1. **1998** — On suspended list, July 21 to 24. **1999** — On disabled list, July 5 to November 17. **2001** — On suspended list, September 19 to 20. **2003** — On suspended list, July 29 to August 1. **2004** — On suspended list, September 17 to 20. Traded with cash considerations to the Oakland Athletics for pitchers Mark Redman and Arthur Rhodes and cash considerations, November 27. **2006** — On suspended list, May 9 to 13.

Division Series Record

Year	Club/Opp.	AVG.	G	AB	R	H	2B	3B	HR	RBI	SH	SF	HP	BB	SO	SB	CS	SLG	OBP	E
2006	OAK vs. MIN	.214	3	14	1	3	1	0	0	1	0	0	0	0	4	0	0	.286	.214	1

FRONT OFFICE

League Championship Series Record

Year	Club/Opp.	AVG.	G	AB	R	H	2B	3B	HR	RBI	SH	SF	HP	BB	SO	SB	CS	SLG	OBP	E
2006	OAK vs. DET	.294	4	17	0	5	0	0	0	0	0	0	0	2	2	0	0	.294	.368	0

2007 ATHLETICS

All-Star Game Record

Year	Club/Site	AVG.	G	AB	R	H	2B	3B	HR	RBI	SH	SF	HP	BB	SO	SB	CS	SLG	OBP	E
1996	NL/Phi.	—	1	0	0	0	0	0	0	0	0	0	0	0	0	0	0	—	—	0
1998	NL/Col.	1.000	1	1	0	1	0	0	0	0	0	0	0	0	0	0	0	1.000	1.000	0
2000	NL/Atl.	.000	1	2	0	0	0	0	0	0	0	0	0	0	1	0	0	.000	.000	0
Totals		.333	3	3	0	1	0	0	0	0	0	0	0	0	1	0	0	.333	.333	0

REVIEW

vs. The American League

2006	CAREER vs. TEAM									
AVG.	AB	H	HR	RBI	AVG.	AB	H	HR	RBI	
.304	23	7	0	1	Baltimore	.200	70	14	0	6
.357	42	15	0	1	Boston	.333	90	30	0	3
.435	23	10	0	0	Chicago	.327	104	34	1	10
.294	34	10	0	5	Cleveland	.276	123	34	1	16
.250	28	7	0	2	Detroit	.276	105	29	0	7
.269	26	7	1	5	Kansas City	.255	98	25	3	12
.185	54	10	0	2	Los Angeles	.192	146	28	0	9
.313	32	10	0	1	Minnesota	.240	121	29	0	12
.238	21	5	0	5	New York	.231	52	12	0	9
—	0	0	0	0	Oakland	.167	24	4	1	3
.397	63	25	0	14	Seattle	.321	140	45	1	17
.250	36	9	0	3	Tampa Bay	.296	81	24	0	9
.268	71	19	0	5	Texas	.329	155	51	0	11
.375	32	12	0	5	Toronto	.333	78	26	0	8

RECORDS

vs. The National League

2006	CAREER vs. TEAM									
AVG.	AB	H	HR	RBI	AVG.	AB	H	HR	RBI	
.125	8	1	0	0	Arizona	.285	165	47	4	15
—	0	0	0	0	Atlanta	.300	260	78	4	18
—	0	0	0	0	Chicago	.302	388	117	6	47
—	0	0	0	0	Cincinnati	.320	415	133	9	42
.250	8	2	0	0	Colorado	.364	228	83	4	31
—	0	0	0	0	Florida	.367	221	81	4	29
—	0	0	0	0	Houston	.298	410	122	5	34
.188	16	3	0	1	Los Angeles	.246	280	69	5	27
—	0	0	0	0	Milwaukee	.291	361	105	1	27
—	0	0	0	0	New York	.263	213	56	1	24
—	0	0	0	0	Philadelphia	.331	257	85	3	33
—	0	0	0	0	Pittsburgh	—	0	0	0	0
—	0	0	0	0	St. Louis	.308	439	135	8	46
.308	13	4	0	0	San Diego	.322	230	74	4	25
.318	22	7	0	0	San Francisco	.326	267	87	1	21
—	0	0	0	0	Washington	.328	238	78	2	23

HISTORY

OPPONENTS

PLAYER DEVELOPMENT

Monthly Breakdown

2006	CAREER by MONTH									
AVG.	AB	H	HR	RBI	AVG.	AB	H	HR	RBI	
—	0	0	0	0	March	.200	5	1	1	1
.230	61	14	0	7	April	.289	851	246	8	89
.291	79	23	1	7	May	.314	1047	329	15	128
.297	91	27	0	8	June	.288	997	287	11	94
.265	102	27	0	2	July	.294	947	278	8	77
.358	106	38	0	13	August	.308	1001	308	20	103
.300	110	33	0	13	September	.318	862	274	5	80
.333	3	1	0	0	October	.245	49	12	0	2

MISCELLANEOUS

Batting Breakdown

2006 AVG.	AB	H	HR	RBI	CAREER by CATEGORY	AVG.	AB	H	HR	RBI
.330	264	87	0	22	Road	.303	2902	879	33	281
.340	206	70	1	20	Day	.305	1668	508	21	178
.269	346	93	0	30	Night	.300	4091	1227	47	396
.291	506	147	1	45	Grass	.295	4089	1208	37	381
.348	46	16	0	5	Turf	.316	1670	527	31	193
.264	261	69	1	22	Pre-ASG	.296	3220	952	36	332
.323	291	94	0	28	Post-ASG	.308	2539	783	32	242
.331	124	41	0	17	vs. LHP	.307	1263	388	20	131
.285	428	122	1	33	vs. RHP	.300	4496	1347	48	443
.322	115	37	0	46	RISP	.293	1271	372	9	464
.300	20	6	0	15	Bases Loaded	.356	118	42	1	106
.000	2	0	0	0	Pinch Hitter	.259	27	7	0	4
.000	1	0	0	0	Designated Hitter	.214	14	3	0	1

Ballpark Breakdown

	AVG.	AB	H	HR	RBI
3Com Park	.250	48	12	0	2
Ameriquest Field	.370	81	30	0	6
Angel Stadium of Anaheim	.222	72	16	0	2
Astrodome	.288	59	17	0	4
AT&T Park	.356	90	32	1	6
Atlanta-Fulton County	.214	14	3	0	0
Busch Stadium I	.301	219	66	4	24
Camden Yards	.159	44	7	0	4
Chase Field	.376	93	35	3	11
Cinergy Field	.329	146	48	4	18
Citizens Bank Park	.200	10	2	0	0
Comerica Park	.311	45	14	0	5
Coors Field	.380	108	41	2	18
County Stadium	.347	49	17	0	2
Dodger Stadium	.216	139	30	4	14
Dolphin Stadium	.384	112	43	0	14
Fenway Park	.326	46	15	0	0
Great American Ball Park	.313	64	20	2	5
H. Bithorn Stadium, P.R.	.214	14	3	0	1
Jacobs Field	.304	56	17	1	5
Kauffman Stadium	.282	39	11	0	5
McAfee Coliseum	.266	594	158	1	62
Metrodome	.213	61	13	0	3
Miller Park	.277	130	36	0	12
Minute Maid Park	.315	146	46	4	12
Olympic Stadium	.324	102	33	1	9
PETCO Park	.300	20	6	0	0
PNC Park	.303	1131	343	9	89
Qualcomm Stadium	.316	114	36	2	14
RFK Stadium	.364	11	4	0	0
Rogers Centre	.474	38	18	0	5
Safeco Field	.318	66	21	0	8
Shea Stadium	.204	103	21	0	10
Three Rivers Stadium	.312	1143	357	25	143
Tiger Stadium	.091	11	1	0	0
Tropicana Field	.250	44	11	0	5
Turner Field	.280	118	33	1	7
U.S. Cellular Field	.353	51	18	1	8
Veterans Stadium	.365	126	46	1	10
Wrigley Field	.279	179	50	2	28
Yankee Stadium	.217	23	5	0	3

Fielding Statistics

Catcher										
YEAR	PCT.	G	PO	A	E	TC	DP	PB		
1996	.980	129	797	71	18	886	10	8		
1997	.990	142	952	103	11	1066	20	7		
1998	.992	144	1015	58	9	1082	10	9		
1999	.988	75	505	48	7	560	13	6		
2000	.991	147	990	81	10	1081	12	11		
2001	.985	133	739	52	12	803	7	7		
2002	.990	143	797	64	9	870	13	8		
2003	.989	146	841	48	10	899	3	9		
2004	.991	146	998	78	10	1086	13	2		
2005	.993	147	986	51	7	1044	6	4		
2006	.995	141	924	54	5	983	9	7		
Totals	.990	1493	9544	708	108	10360	116	78		

Outfield							
YEAR	PCT.	G	PO	A	E	TC	DP
2001	.906	27	47	1	5	53	0
Totals	.906	27	47	1	5	53	0

Kendall's Career Highs

Hits: 5, May 3, 1999 vs. San Francisco; 4 (16 times), last: September 26, 2006 at Seattle
Runs: 3 (22 times), last: September 9, 2005 at Texas
Doubles: 2 (21 times), last: June 26, 2005 vs. San Francisco
Triples: 2, July 1, 2000 at Philadelphia
Home Runs: 1 (68 times), last: May 31, 2006 vs. Kansas City
Runs Batted In: 5, May 19, 2000 vs. St. Louis
Walks: 3 (10 times), last: July 24, 2006 vs. Boston
Strikeouts: 3 (three times), last: June 17, 2006 vs. Los Angeles (NL)
Stolen Bases: 3, April 19, 1999 at San Diego
Hitting Streak: 23, June 24 to July 21, 2003; 20, May 8 to June 3, 2004; 16, May 20 to June 7, 1999
Hitless Streak (At Bats): 23 (twice), last: June 6 to 10, 2001

Kendall's Career Home Run Chart

Multi-Homer Games: None. **Three-Homer Games:** None. **Two-Homer Games:** None. **Grand Slams:** 1, June 23, 2004 at Houston (David Weathers). **Pinch-Hit Home Runs:** None. **Inside-The-Park Home Runs:** None. **Game Ending Home Runs:** 2, April 22, 2001 vs. Chicago (NL) (Jeff Fassero); September 6, 1998 vs. Chicago (NL) (Dave Stevens). **Lead Off Home Runs:** 1, June 20, 2002 vs. Oakland (Tim Hudson).

Joe Kennedy

37

Left-Handed Pitcher

Height/Weight: 6-4 / 252

Bats/Throws: Right / Left

Birthdate: May 24, 1979

Opening Day Age: 27

Birthplace/Resides: La Mesa, California / Denver, Colorado

Major League Service: 5 years, 122 days

Obtained: Acquired from the Colorado Rockies with RHP Jay Witasick for OF Eric Byrnes, minor league IF Omar Quintanilla and cash considerations, July 13, 2005

Contract Status: First year of a one-year contract through 2007.



2006 Highlights

Missed half of the season while he was on the disabled list with left shoulder tendinitis, but when he was healthy he posted some of the best numbers in the AS bullpen...was 4-1 with a save and a 2.31 ERA in 39 appearances, all in relief, as he did not start a game for the first time in his career...his ERA was the lowest on the AS pitching staff and he allowed just 2 of his 21 (9.5%) inherited runners to score, despite a .316 (12 for 38) batting average against right batters faced...his 39 appearances were a career high, topping his 35 from last year...did not allow a run in 34 of his 39 outings and allowed earned runs in just four outings...yielded just one home run in 35.0 innings...allowed a .254 opponents batting average, which broke down to .220 (20 for 91) against right-handed hitters and .326 (14 for 43) against left-handers...entered the season with a .238 career average against lefties and .295 against righties...his opponents average dropped to .222 (8 for 36) with runners in scoring position, including .176 (3 for 17) with RISP and two outs...opponents were 0 for 8 with the bases loaded...did not allow a run in 15 outings during the day (13.2 ip) and had a 3.80 ERA (9 er in 21.1 ip) in 24 outings at night...did not allow a run in 12 outings (9.2 ip) on no days rest and had a 3.20 ERA (9 er in 25.1 ip) in his other 27 outings...now has a 0.66 ERA (1 er in 13.2 ip) in 14 career relief appearances on no days rest and 2.98 (18 er in 54.1 ip) in his other 46 relief outings...was 3-0 with a 1.53 ERA (3 er in 17.2 ip) and .188 (12 for 65) opponents batting average in 22 outings in Oakland compared to 1-1 with a 3.12 ERA (6 er in 17.1 ip) and .314 (22 for 70) opponents average in 17 outings on the road...tossed 1.0 innings or fewer in 31 of his 39 outings and his season high was 2.0 innings on two occasions (August 20 at Kansas City and September 5 vs. Texas)...did not allow an earned run in 14 outings in April (10.0 ip, 9 h, 1 r, 4 bb, 6 so)...including April 26 at Texas when he tossed a scoreless 10th inning in the AS 6-4 win for his second career save...his other save came on September 9, 2003 against Toronto while pitching for Tampa Bay...first batters faced were 1 for 13 (.077) with a walk in April but they went 11 for 25 (.440) over his final 25 games...allowed three earned runs in 0.1 innings in his first outing in May on the 3rd against Cleveland...did not allow a run in his next three outings (2.0 ip) before going on the disabled list on May 21 retroactive to May 11 with left shoulder tendinitis...made three appearances, including one start, on a rehab assignment with Triple-A Sacramento from August 7 to 12 (4.0 ip, 2 h, 1 bb, 2 so) and had missed 84 games before he was reinstated from the DL on August 14...did not allow a run in his first 11 outings (13.1 ip) following his return and put together a career high 16.1-inning scoreless streak from May 6 to September 12...the streak came to an end on September 12 at Minnesota...entered the game in the seventh inning with a 5-3 lead but was charged with four runs in the eighth inning after allowing each of his first four runners to reach base...it was his second blown save and first loss of the season...his first blown save came two days earlier on September 10 at Tampa Bay when he entered the game in the sixth inning with a 6-5 lead, a runner on third and two outs...allowed a single to the first batter he faced, which allowed the tying run to score...had stranded each of first 18 inherited runners prior to that...picked up the win in that game to extend his winning streak to a career high five games dating back to October 2, 2005...struck out A.J. Pierzynski on September 17 against Chicago for his 500th career strikeout...did not allow a home run over his first 37 games and 33.0 innings before Mike Napoli homered on September 28 at Los Angeles in his second to last appearance of the regular season...it snapped a 37-game, 36.0 inning, 152-batter homerless streak dating back to a Raul Ibanez home run on October 2, 2005...did not pitch in the ALDS against Minnesota before making his postseason debut in the ALCS against Detroit...appeared in all four games against the Tigers without allowing a run and stranded all six of his inherited runners (3.2 ip, 2 h, 2 bb, 2 so).

Career

2005—Was acquired from Colorado on July 13 and was placed in the AS bullpen after spending the first half of the season in the Rockies starting rotation...had two wins, two blown saves, a 3.00 ERA and a .235 opponents batting average in 11 relief appearances before he replaced the injured Rich Harden in the AS rotation on August 27...finished the season by going 2-5 with a 5.06 ERA and .279 opponents batting in eight starts...combined to go 4-5 with a 4.45 ERA in 19 games, eight starts, with the AS...was 4-8 with a 7.04 ERA in 16 games, all starts, with Colorado, and he had an overall record of 8-13 with a 6.01 ERA in 35 games, 24 starts, in 2005...his ERA was third highest among Major League pitchers with 150 or more innings pitched...using the same minimum, he had the third highest opponents on-base percentage (.376) and the seventh highest opponents batting average (.308)...had career highs in losses, opponents batting average, earned runs (102) and wild pitches (8) and matched his high in runs allowed (114)...was 6-13 with a 6.42 ERA and .317 opponents batting average in 24 starts and 2-0 with a 3.00 ERA and .235 opponents average in 11 relief appearances...allowed all 20 of his home runs as a starter...his .308 opponents batting average broke down to .265 against left-handed hitters and .320 against right-handers...allowed a .359 opponents average with runners in scoring position which was third highest in the Majors...allowed a .266 opponents batting average the first time through the line-up, .307 the second time and .373 after that...the AS went 2-6 in his starting assignments and the Rockies were 6-10 in games in which he started...his teams are 47-76 (.382) in his 123 career starting assignments...tossed seven or more innings in just three of his 24 starts, including one with the AS...as a starter, his teams scored just 14 runs while he was pitching in his 13 losses for run support of 1.81 (69.2 ip)...his teams were shutout in four of his starts...was traded to the AS on July 13 along with Jay Witasick for Eric Byrnes and minor leaguer Omar Quintanilla...although he posted a 3.00 ERA in relief with the AS, he allowed 8 of 13 (61.5%) inherited runners to score and first batters faced were 7 for 10 (.700) with a walk...did not allow a run in seven of his 11 relief appearances and tossed two or more innings five times...picked up the win on July 17 against Texas when he tossed 3.0 scoreless innings, matching his longest outing ever as a reliever...was charged with blown saves on July 21 at Texas and August 21 against Kansas City...made his first start on August 27 at Baltimore

and he allowed one run in 5.0 innings for the win...ended up going 2-0 with a 2.92 ERA in seven games, one start, in August...then went 0-5 with a 6.16 ERA in six starts in September...the five-game losing streak was a season high...won his final start of the season on October 2 at Seattle, allowing three runs in seven innings...was the Opening Day starter for Colorado, the second Opening Day start of his career...had a no decision in the Rockies 12-10 win over San Diego on April 4 (5.0 ip, 7 h, 6 r, 6 er, 4 bb, 7 so) and surrendered a career high tying three home runs...it was the 100th start of his career...missed a turn in the rotation due to a deep bone bruise in his left ankle, suffered during his May 6 start at Florida...was hit in the foot by a line drive off the bat of Juan Encarnacion in the sixth inning and did not return...had a three-game losing streak from May 27 to June 20 and posted an 8.67 ERA in five games during this streak...went 3-1 with a 7.09 ERA in seven starts at Coors Field and 1-7 with a 7.01 ERA in nine starts on the road.

2004—Achieved what no pitcher had done in the history of the Colorado Rockies, qualify for the league ERA title with an earned run average below 4.00...set a franchise record with a 3.66 ERA, 18th lowest in the National League...set a career high with nine wins, going 9-7 with a 3.66 ERA and one complete game in 27 starts...also set a career standard with 117 strikeouts...opponents batted a collective .265 off him, the second lowest average against in team history...left-handers hit .183 off him, fifth lowest in the NL but second among starters...righties hit .290...limited opposing hitters to a .197 average with runners in scoring position, eighth best in the league...compiled one of the finest seasons ever at Coors Field, as he finished the year 6-1 with a 3.59 ERA in 14 starts at home...it ranked as the second lowest ERA by a starting pitcher at that ballpark...went 3-6 with a 3.73 ERA in 13 road assignments...picked off five baserunners, tied for second in the NL...at the plate, he hit .125 with a double, triple and four RBI...got off to the best start of his career, going 3-0 with a 2.49 ERA in the month of April...it was his most wins and lowest ERA over a full month as a major leaguer...among the NL leaders in April, Joe tied for third in wins and was sixth in ERA...in his second start on April 14 at Coors, he defeated the Diamondbacks 14-4 for his first victory since May 13, 2003 at Toronto, snapping a nine-game losing streak covering 24 appearances and 14 starts...won his fourth consecutive decision with a 2-0 combined shutout over Montreal on May 5 at Olympic Stadium...took a no hitter into the sixth inning on May 20 at Cincinnati before Jason LaRue led off the frame with a single to right, the first of three straight hits in what was a three-run sixth-inning for the Reds in a 3-1 loss...exited after only 3.0 innings due to tightness in his left shoulder on June 4 against San Francisco...was pulled just prior to his July 7th start at San Francisco due to a left shoulder inflammation and was placed on the 15-day DL that same day (retro to July 3)...made three rehab appearances at Triple-A Colorado Springs before rejoining the Rockies on August 10...went 4-3 with a 3.19 ERA in his final 10 outings after returning from the DL...was ejected in the fourth inning of his August 15th start at PNC Park after Jason Kendall charged the mound following a hit-by-pitch...was suspended for five games and fined an undisclosed amount...he appealed the suspension and later served it September 19-24.

2003—Was Tampa Bay's Opening Day starter and made 22 consecutive starts before finishing the season with 10 relief appearances...went 3-12 with a 6.13 ERA and one save...his 12 losses led the staff...posted a 2.40 ERA in his 10 relief outings and was 3-11 with a 6.60 ERA in his 22 starts...became Tampa Bay's fifth different Opening Day starter in six years and the youngest Opening Day starter in team history at 23 years, 10 months...took the mound opposite Pedro Martinez in the opener, a no decision in a 6-4 D' Rays win (7.0 ip, 4 r, 1 er)...tossed the first complete game one-hitter in Rays history with a 2-0 victory on May 2 at Detroit...allowed a base hit to the first batter faced (Andres Torres), then retired 25 of his next 28...it was his second career shutout and sixth complete game...followed the one-hitter with the worst start of his career, May 7 vs. Minnesota, as he allowed 13 hits and 10 runs over 4.0 innings in an 11-6 loss...was 3-3 through his first nine starts but he wouldn't win another game after May 13...lost his last nine decisions which was one shy of the club record...exited after one inning on May 31 vs. Anaheim due to a left shoulder inflammation...placed on the 15-day disabled list June 1 and missed more than a month before being activated July 9...headed to the pen following his August 29th start at Oakland and made his first career relief appearance September 2 vs. Seattle after 72 consecutive starts...picked up his first career save by working the final 3.0 innings in an 11-6 win over Toronto on September 9.

2002—In his first full season at the major league level, he tied for the staff lead in victories (8) and finished with a club-record five complete games, which tied for second most in the AL...hurled 196.2 innings, third highest total in club history...went 2-2 with a 3.55 ERA and three complete games in four starts against the NL and 6-9 with a 4.73 ERA in 26 starts vs. the AL...tied for the AL lead with eight pickoffs...led the club with 16 hit-batters, second most in the AL...committed 10 errors, most by a major league pitcher since the Yankees' Melido Perez had that many in 1992...fanned a career-high and staff season-most 10 on May 9 vs. New York but lost 3-1...tossed his first career complete game and shutout, 1-0 on May 21 at Seattle...it was the Rays' first complete game since Albie Lopez on April 13, 2001 at Baltimore, ending a major league record 195 consecutive games without a complete game...set a club record for most innings in one month with 47.1 in June (also tops in the AL)...served a seven-game suspension from July 12-18 for allegedly throwing at Toronto's Ken Huckaby June 6 at SkyDome.

2001—Named the Rays' Most Outstanding Rookie by the Tampa Bay chapter of the Baseball Writers Association of America...finished third among AL rookies in ERA (4.44), tied for fourth in starts (20) and fifth in strikeouts (78)...picked off four base runners, which tied for 10th in the AL...was promoted from Triple-A Durham on June 2 and made his Major League debut with a 6-2 victory on June 6 at Toronto (5.0 ip, 5 h, 2 er, 4 bb, 5 so)...at 22 years, one month, he became the youngest Ray ever to win a game...lost seven straight starts, July 8-August 14, matching the second longest losing streak in the AL...ended the season with a four game win streak over his last seven starts...posted a 2.88 ERA in September, tops among AL rookies...named Devil Rays Minor League Pitcher of the Year, going a combined 6-0 with a 0.99 ERA in 11 starts at Double-A Orlando and Durham...tabbed as the Best Pitching Prospect in the Southern League after posting a 0.19 ERA in seven starts before his promotion to Triple-A.

2000—Spent his first full professional season at Single-A Charleston, where he ranked third in the organization in wins (11) and strikeouts (142) and fourth in ERA (3.30)...his two shutouts tied for tops in the South Atlantic League and his three complete games tied for fourth...named Rays Minor League Pitcher of the Month for July, going 3-1 with a 2.30 ERA...struck out an organization-best 17 batters July 20 at Columbia in a 16-0 Charleston victory, third-highest strikeout total in minor league baseball at year's end.

1999—Was a New York-Penn League McNamara Division All-Star at Hudson Valley, leading the league in strikeouts (101), innings pitched (95.0) and games started (16)...his 2.65 ERA ranked second in the Rays' system and fifth in the NY-Penn League...named organizational Pitcher of the Month for August, going 2-2 with a 1.98 ERA.

1998—Made his pro debut at Princeton (Rookie) and tied for the team lead in wins (6) and starts (13).

Personal/Miscellaneous

Joseph Darley Kennedy...is married, Jami...starred at Grossmont J.C. and El Cajon Valley High School in El Cajon, Calif....also played basketball, volleyball and football in high school...signed by Craig Weissmann.

FRONT OFFICE

2007 ATHLETICS

REVIEW

RECORDS

HISTORY

OPPONENTS

PLAYER DEVELOPMENT

MISCELLANEOUS

Lifetime Pitching Record

Year	Club	W	L	ERA	G	GS	CG	SHO	SV	IP	H	R	ER	HR	HB	BB	IBB	SO	WP	BK
1998	Princeton	6	4	3.74	13	13	0	0	0	67.1	66	37	28	5	3	26	0	44	4	2
1999	Hudson Valley	6	5	2.65	16	16	1	1	0	95.0	78	33	28	2	4	26	0	101	7	1
2000	Charleston-SC	11	6	3.30	22	22	3	2	0	136.1	122	59	50	6	4	29	1	142	9	2
2001	Orlando	4	0	0.19	7	7	0	0	0	47.0	29	3	1	0	2	3	0	52	2	0
	Durham	2	0	2.42	4	4	0	0	0	26.0	22	8	7	2	2	9	0	23	7	0
	TAMPA BAY	7	8	4.44	20	20	0	0	0	117.2	122	63	58	16	3	34	0	78	5	1
2002	TAMPA BAY	8	11	4.53	30	30	5	1	0	196.2	204	114	99	23	16	55	0	109	4	0
2003	TAMPA BAY	3	12	6.13	32	22	1	1	1	133.2	167	101	91	19	11	47	1	77	3	1
	Orlando	0	0	8.10	1	1	0	0	0	3.1	6	3	3	0	0	1	0	3	0	0
	Durham	1	0	1.42	1	1	0	0	0	6.1	6	1	1	0	0	0	0	4	0	0
2004	COLORADO	9	7	3.66	27	27	1	0	0	162.1	163	68	66	17	8	67	12	117	5	0
	Colorado Springs	1	1	7.11	3	2	0	0	0	12.2	17	11	10	1	0	2	0	12	0	0
2005	COLORADO	4	8	7.04	16	16	0	0	0	92.0	128	81	72	12	6	44	4	52	7	1
	OAKLAND	4	5	4.45	19	8	0	0	0	60.2	64	33	30	8	1	20	2	45	1	0
2006	OAKLAND	4	1	2.31	39	0	0	0	1	35.0	34	10	9	1	1	13	3	29	2	0
	Sacramento	0	0	0.00	3	1	0	0	0	4.0	2	0	0	0	1	1	0	2	0	0
AL Totals		26	37	4.75	140	80	6	2	2	543.2	591	321	287	67	32	169	6	338	15	2
NL Totals		13	15	4.88	43	43	1	0	0	254.1	291	149	138	29	14	111	16	169	12	1
ML Totals		39	52	4.79	183	123	7	2	2	798.0	882	470	425	96	46	280	22	507	27	3

Career Transactions

1998 — Selected by the Tampa Bay Devil Rays organization in the eighth round of the free agent draft, June 2. **2002** — On suspended list, July 12 to 18. **2003** — On disabled list, June 1 to July 8; included rehabilitation assignments to Orlando, June 29 to July 1, and Durham, July 2 to 8. Traded to the Colorado Rockies for LHP Mark Hendrickson, December 14. **2004** — On disabled list, July 3 to August 9; included rehabilitation assignment to Colorado Springs, July 26 to August 9. On suspended list, September 19 to 24. **2005** — Traded to the Oakland Athletics with RHP Jay Witasick for OF Eric Byrnes, minor league IF Omar Quintanilla and cash, July 13. **2006** — On disabled list, May 11 to August 14; included rehabilitation assignment to Sacramento, August 7 to 14.

Division Series Record

Year	Club/Opp.	W	L	ERA	G	GS	CG	SHO	SV	IP	H	R	ER	HR	HB	BB	IBB	SO	WP	BK
2006	OAK vs. MIN																			

(Did not pitch)

League Championship Series Record

Year	Club/Opp.	W	L	ERA	G	GS	CG	SHO	SV	IP	H	R	ER	HR	HB	BB	IBB	SO	WP	BK
2006	OAK vs. DET	0	0	0.00	4	0	0	0	0	3.2	2	0	0	0	0	2	1	2	1	0

vs. The American League

2006	ERA	W	L	SV	G	IP	H	HR	ER	SO	CAREER vs. TEAM	ERA	W	L	SV	G	IP	H	HR	ER	SO
0.00	0	0	0	1	1.0	0	0	0	0	0	Baltimore	3.76	2	1	0	10	55.0	51	6	23	31
0.00	0	0	0	2	2.1	1	0	0	2		Boston	4.59	1	2	0	12	49.0	62	4	25	27
0.00	0	0	0	3	2.0	1	0	0	3		Chicago	7.36	2	4	0	9	33.0	43	7	27	20
20.25	0	0	0	3	1.1	3	0	3	1		Cleveland	5.66	0	1	0	9	35.0	41	3	22	14
0.00	0	0	0	2	1.1	1	0	0	0		Detroit	2.59	1	0	0	6	24.1	24	2	7	18
0.00	0	0	0	2	3.0	2	0	0	3		Kansas City	4.29	2	0	0	8	21.0	24	2	10	14
3.00	0	0	0	4	3.0	6	1	1	3		Los Angeles	6.34	0	8	0	14	49.2	71	6	35	34
21.60	0	1	0	2	1.2	6	0	4	1		Minnesota	8.56	2	4	0	7	27.1	40	3	26	18
0.00	1	0	0	2	2.1	0	0	0	1		New York	5.46	3	5	0	13	59.1	65	13	36	46
—	0	0	0	0	0.0	0	0	0	0		Oakland	5.35	0	3	0	7	37.0	44	4	22	14
1.59	1	0	0	6	5.2	4	0	1	6		Seattle	1.77	3	2	0	11	35.2	28	1	7	26
0.00	2	0	0	4	4.1	4	0	0	6		Tampa Bay	0.00	2	0	0	4	4.1	4	0	0	6
0.00	0	0	1	6	6.0	4	0	0	3		Texas	5.28	1	3	1	13	30.2	36	5	18	22
0.00	0	0	0	2	1.0	2	0	0	0		Toronto	3.75	6	1	1	17	74.1	72	8	31	43

vs. The National League

2006 ERA	W	L	SV	G	IP	H	HR	ER	SO	CAREER		ERA	W	L	SV	G	IP	H	HR	ER	SO
										vs. TEAM											
—	0	0	0	0	0.0	0	0	0	0	Arizona	3.18	2	0	0	3	17.0	15	2	6	14	
—	0	0	0	0	0.0	0	0	0	0	Atlanta	3.60	0	0	0	1	5.0	6	0	2	4	
—	0	0	0	0	0.0	0	0	0	0	Chicago	4.50	0	1	0	2	10.0	11	2	5	7	
—	0	0	0	0	0.0	0	0	0	0	Cincinnati	2.57	0	1	0	1	7.0	5	0	2	9	
—	0	0	0	0	0.0	0	0	0	0	Colorado	5.63	0	1	0	1	8.0	9	1	5	5	
—	0	0	0	0	0.0	0	0	0	0	Florida	4.18	0	5	0	5	32.1	33	2	15	23	
—	0	0	0	0	0.0	0	0	0	0	Houston	4.79	1	2	0	3	20.2	22	2	11	9	
—	0	0	0	0	0.0	0	0	0	0	Los Angeles	3.67	3	1	0	5	34.1	31	3	14	21	
—	0	0	0	0	0.0	0	0	0	0	Milwaukee	—	0	0	0	0	0.0	0	0	0	0	
—	0	0	0	0	0.0	0	0	0	0	New York	—	0	0	0	0	0.0	0	0	0	0	
—	0	0	0	0	0.0	0	0	0	0	Philadelphia	4.24	1	2	0	4	23.1	22	5	11	16	
—	0	0	0	0	0.0	0	0	0	0	Pittsburgh	3.00	1	1	0	2	12.0	11	0	4	9	
—	0	0	0	0	0.0	0	0	0	0	St. Louis	7.27	0	1	0	3	17.1	26	2	14	9	
—	0	0	0	0	0.0	0	0	0	0	San Diego	10.80	0	0	0	2	10.0	14	4	12	11	
—	0	0	0	0	0.0	0	0	0	0	San Francisco	5.36	4	2	0	8	47.0	60	5	28	26	
—	0	0	0	0	0.0	0	0	0	0	Washington	3.44	2	1	0	3	18.1	12	4	7	11	

Monthly Breakdown

2006 ERA	W	L	SV	G	IP	H	HR	ER	SO	CAREER		ERA	W	L	SV	G	IP	H	HR	ER	SO
										by MONTH											
—	0	0	0	0	0.0	0	0	0	0	March	1.29	0	0	0	1	7.0	8	0	1	3	
0.00	1	0	1	14	10.0	9	0	0	6	April	4.99	7	7	1	33	124.1	148	14	69	73	
11.57	1	0	0	4	2.1	5	0	3	3	May	4.73	8	10	0	26	129.1	136	15	68	98	
—	0	0	0	0	0.0	0	0	0	0	June	5.11	6	7	0	21	132.0	147	16	75	77	
—	0	0	0	0	0.0	0	0	0	0	July	5.60	3	10	0	23	115.2	150	13	72	75	
0.00	1	0	0	7	8.0	5	0	0	7	August	4.37	7	8	0	33	127.2	126	15	62	74	
3.68	1	1	0	14	14.2	15	1	6	13	September	4.34	6	9	1	43	141.0	147	19	68	94	
—	0	0	0	0	0.0	0	0	0	0	October	4.29	2	1	0	3	21.0	20	4	10	13	

Pitching Breakdown

2006 ERA	W	L	SV	G	IP	H	HR	ER	SO	CAREER		ERA	W	L	SV	G	IP	H	HR	ER	SO
										by CATEGORY											
1.53	3	0	0	22	17.2	12	0	3	14	Home	4.52	22	20	1	91	382.2	409	44	192	247	
3.12	1	1	1	17	17.1	22	1	6	15	Road	5.05	17	32	1	92	415.1	473	52	233	260	
0.00	2	0	1	15	13.2	10	0	0	15	Day	4.73	14	19	1	66	280.0	306	32	147	190	
3.80	2	1	0	24	21.1	24	1	9	14	Night	4.83	25	33	1	117	518.0	576	64	278	317	
1.50	3	0	1	33	30.0	24	1	5	25	Grass	5.08	23	34	1	126	508.2	598	63	287	327	
7.20	1	1	0	6	5.0	10	0	4	4	Turf	4.29	16	18	1	57	289.1	284	33	138	180	
2.19	2	0	1	18	12.1	14	0	3	9	Pre-ASG	4.94	22	26	1	88	434.0	499	47	238	271	
2.38	2	1	0	21	22.2	20	1	6	20	Post-ASG	4.62	17	26	1	95	364.0	383	49	187	236	
—	0	0	0	0	0.0	0	0	0	0	Starter	5.01	33	50	0	123	730.0	821	93	406	454	
2.31	4	1	1	39	35.0	34	1	9	29	Reliever	2.51	6	2	2	60	68.0	61	3	19	53	

Oakland A's Consecutive Games Played

594	Miguel Tejada (June 2, 2000 to September 28, 2003)
456	Terrence Long (July 13, 2000 to June 4, 2003)
347	Alfredo Griffin (April 9, 1985-April 30, 1987)
203	Danny Cater (July 7, 1968-August 24, 1969)
199	Sal Bando (August 27, 1968-April 14, 1970)
198	Tony Armas (July 11, 1980-April 16, 1982)
176	Sal Bando (June 13, 1970-June 27, 1971)
169	Sal Bando (April 6, 1973-April 14, 1974)
169	Gene Tenace (May 25, 1973-May 31, 1974)
168	Rickey Henderson (May 12, 1981-July 16, 1982)

FRONT OFFICE

2007 ATHLETICS

REVIEW

RECORDS

HISTORY

OPPONENTS

PLAYER DEVELOPMENT

MISCELLANEOUS

Ballpark Breakdown

	ERA	W	L	SV	G	IP	H	HR	ER	SO
Ameritrust Field	4.19	0	2	1	7	19.1	21	3	9	15
Angel Stadium of Anaheim	6.56	0	3	0	6	23.1	36	4	17	13
AT&T Park	6.75	2	2	0	4	25.1	34	2	19	18
Busch Stadium I	7.11	0	1	0	1	6.1	9	1	5	0
Camden Yards	4.37	1	0	0	4	22.2	27	3	11	15
Chase Field	3.27	1	0	0	2	11.0	9	1	4	10
Citizens Bank Park	4.09	0	1	0	2	11.0	11	2	5	6
Comerica Park	1.59	1	0	0	3	17.0	13	2	3	11
Coors Field	4.78	9	3	0	22	130.0	154	16	69	90
Dodger Stadium	7.11	0	1	0	1	6.1	5	1	5	2
Dolphin Stadium	4.96	0	3	0	3	16.1	21	0	9	12
Fenway Park	5.91	0	1	0	5	21.1	33	2	14	12
Great American Ball Park	2.57	0	1	0	1	7.0	5	0	2	9
Jacobs Field	5.40	0	0	0	3	16.2	25	1	10	6
Kauffman Stadium	4.73	1	0	0	5	13.1	16	2	7	8
McAfee Coliseum	5.08	4	5	0	36	62.0	68	4	35	38
Metrodome	4.80	1	2	0	4	15.0	16	0	8	13
Minute Maid Park	6.28	0	2	0	2	14.1	17	2	10	5
Olympic Stadium	4.50	1	1	0	2	12.0	7	3	6	10
PNC Park	3.00	1	1	0	2	12.0	11	0	4	9
Rogers Centre	3.54	4	0	0	11	40.2	36	3	16	23
Safeco Field	1.33	2	0	0	6	20.1	12	1	3	15
Tropicana Field	4.38	10	15	1	40	221.2	225	27	108	134
U.S. Cellular Field	11.68	0	3	0	3	12.1	19	6	16	5
Wrigley Field	4.50	0	1	0	2	10.0	11	2	5	7
Yankee Stadium	7.34	1	4	0	6	30.2	41	8	25	21

Fielding Statistics

Pitcher		YEAR	PCT.	G	PO	A	E	TC	DP
2001	1.000	20	8	14	0	22	2		
2002	.756	30	10	21	10	41	2		
2003	.971	32	13	20	1	34	1		
2004	.913	27	9	33	4	46	1		
2005	.917	35	5	17	2	24	0		
2006	1.000	39	1	3	0	4	1		
Totals	.901	183	46	108	17	171	7		

Kennedy's Career Highs

- Low Hit Complete Game:** 1, May 2, 2003 at Detroit
- Innings Pitched:** 9.0 (five times), last: May 2, 2003 at Detroit. As reliever: 3.0 (twice), last: July 17, 2005 vs. Texas
- Best Innings Pitched, Starter:** 1.0 (twice), last: August 1, 2003 at Kansas City
- Hits:** 13, May 7, 2003 vs. Minnesota. As reliever: 5, September 12, 2006 at Minnesota
- Runs:** 10, May 7, 2003 vs. Minnesota. As reliever: 4, September 12, 2006 at Minnesota
- Earned Runs:** 10, May 7, 2003 vs. Minnesota. As reliever: 4, September 12, 2006 at Minnesota
- Walks:** 6, September 18, 2004 vs. Los Angeles (NL). As reliever: 3, July 21, 2005 at Texas
- Strikeouts:** 10, May 9, 2002 vs. New York (AL). As reliever: 4, July 27, 2005 vs. Cleveland
- Home Runs:** 3 (four times), last: April 4, 2005 vs. San Diego. As reliever: 1 (three times), last: September 28, 2006 at Los Angeles (AL)
- Longest Winning Streak:** 5, October 2, 2005-September 10, 2006
- Longest Losing Streak:** 9, May 24-September 13, 2003; 7, July 8-August 14, 2001
- Longest Scoreless Streak:** 16.1, May 6-September 12, 2006

Bobby Kielty

23

Outfielder

Height/Weight: 6-1 / 225

Bats/Throws: Switch / Right

Birthdate: August 5, 1976

Opening Day Age: 30

Birthplace/Resides: Fontana, California / Canyon Lake, California

Major League Service: 5 years, 46 days

Obtained: Acquired from the Toronto Blue Jays with cash for pitcher Ted Lilly, November 18, 2003.

Contract Status: First year of a one-year contract through 2007.



2006 Highlights

Was one of an Oakland record five players to make at least 60 starts in the outfield as he started 40 games in left field and 27 in right field...appeared in 81 games overall and batted .270 with eight home runs and 36 RBI...the games played were his fewest over a full season but his batting average was the second best mark of his career to his .291 in 2002...added a .441 slugging percentage which was also second

best to his mark of .484 in 2002...the switch-hitter batted .325 (38 for 117) with seven of his eight home runs against left-handed pitching compared to .229 (35 for 153) against right-handers...now has a .299 (195 for 652) career average against south paws compared to .230 (242 for 1053) against left-handers...has hit 30 of his 52 career home runs off lefties...hit .222 (8 for 36) against left-handers through June 8 and .370 (30 for 81) from June 9 until the end of the season...was 2 for 12 (.167) with the bases loaded...in addition to his 67 starts in the outfield, he also went 0 for 7 in three games, two starts, at designated hitter...was 1 for 6 as a pinch hitter and is now 5 for 31 (.161) in the pinch in his three seasons with the As...started games in every spot in the order except first and fourth and saw his most action in the seven spot where he made 16 starts and batted .311 (19 for 61)...did not make the As Opening Day roster as he was optioned to Sacramento on April 1...hit .222 (8 for 36) with a home run, four RBI and seven walks in 10 games with the River Cats before he was recalled by Oakland on April 14...played in the 500th game of his career on May 25 at Texas and matched his career high with a pair of doubles...hit .239 (17 for 71) with no home runs and four RBI over his first 21 games with the As but then had three-straight multiple hit games (6 for 11, .545) from June 7 to 14...batted .357 (25 for 70) with three home runs and 14 RBI over a 22-game stretch from June 7 to July 16 to boost his average to .298...hit the 11000th home run in the history of the Athletics franchise on June 15 against Seattle in a 9-6 As win...the As were 6-2 in games in which he homered and are now 21-3 (.875) in games in which he homers over the last three seasons...his teams are 41-9 (.820) in his career when he homers...hit .315 (17 for 54) with 11 RBI in June and both figures were his best for any month of the season...hit .188 (12 for 64) over an 18-game stretch from July 17 to August 18...then went 19 for 65 (.292) with three home runs and 13 RBI over his last 20 games...was batting .375 (15 for 40) with runners in scoring position on July 23 but then went 5 for 33 (.152) with RISP the rest of the way to finish with a .274 average overall...had a season high four RBI on August 21 at Toronto and hit .385 (10 for 26) against the Blue Jays in 2006...has a .319 (29 for 91) career average against Toronto, his best mark against any American League team...had a season best six-game hitting streak from August 23 to September 2 (9 for 25, .360)...hit his first career grand slam on September 19 against Cleveland off Cliff Lee...it came with the As trailing 2-1 and four of his eight home runs either tie the game or put the As ahead...17 of his 25 career home runs as an Athletic have either tied the game or put the As ahead...collected his 100th career double on September 22 against Los Angeles...did not play in the ALDS against Minnesota...made two pinch hitting appearances in the ALCS against Detroit and was 0 for 2.

Career

2005—Batted .263 with 10 home runs and 57 RBI in 116 games with the As...the RBI matched his career high from 2003...the switch hitter batted .322 against left-handed pitching compared to .226 against right-handers...batted .288 with seven home runs over the first six innings of a game and .213 with three home runs from the seventh inning on...however, hit two extra-inning home runs and both were game winners...had the As only "walk-off" home run of the season on July 17 against Texas when he homered off Kameron Loe in the bottom of the 14th inning for a 5-4 As win...it was his second career game-ending home run...homered in the top of the 11th inning on August 30 at Los Angeles off Francisco Rodriguez for a 2-1 As win...the As were 9-1 in games in which he homered...six of his 10 home runs either tied the game or put the As ahead...batted .393 in interleague play, the sixth best mark in the Majors...hit .542 in six games against San Francisco...that was the fourth best batting average by an As player against one team since 1972 with a minimum of 25 plate appearances...batted .368 with a .442 on-base percentage when leading off an inning...both marks ranked third best in the AL...was 4 for 9 (.444) with seven RBI with the bases loaded...made a team leading 52 starts in left field for the As and also started 37 games in right field...batted .326 in 42 games total while playing right field and .206 in 58 games as a left fielder...also hit .283 as the designated hitter and was 2 for 11 (.182) with three walks as a pinch hitter...made a team leading 43 starts hitting fifth where he also had his best success, batting .308...got off to a slow start as he began the season 0 for 14 and hit just .111 over his first 10 games...then hit .308 over a 66-game span from April 26 to July 21, which raised his average to .287...followed that up by going 21 for 110 (.191) over his next 34 games through September 4...strained his left oblique muscle in his final at bat on September 4 against New York and missed 16 games from September 5 to 21...returned on September 23 against Texas and went 5 for 13 (.385) over his final six games...reached base safely via hit or walk in 20 consecutive games from April 26 to May 25...hit .394 with 13 walks (.488 on-base percentage) over that span...matched his career high with four hits on May 20 against San Francisco after missing three games with bruised ribs...it was his fourth career four-hit game...put together his best batting average in May when he hit .329 with 17 walks in 24 games for a .448 on-base percentage...had a season high four RBI on June 28 against Seattle...finished June with 17 RBI in 25 games, his most RBI in a month in 2005...put together an As season best 14-game hitting streak from July 3 to 22 but hit just .302 during the streak as he had one hit in 12 of the 14 games...had his lowest batting average in a month in 2005 in August when he hit .173.

2004—Was the As Opening Night starter in left field and started 23 of the first 39 games through May 19...was batting .250 with four home runs and 14 RBI in 26 games total over that span but then hit just .190 with three home runs and 17 RBI over his final 57 games...started just 36 of the As final 123 games from May 20 until the end of the season...made 40 starts in left field, 10 in right field and nine at designated hitter...ended up batting .214 with seven home runs and 31 RBI in 83 games overall...the switch hitter batted .259 with six of his seven home runs against left handed pitching and .172 against right-handers...all seven of his home runs gave the As the lead and the As were 6-0 in games in which he homered...hit six of his seven home runs in Oakland...batted .144 during the day compared to .257 at night...was 2 for 14 (.143) as a pinch-hitter...hit .214 in April and .268 in May but then batted under .200 in each of the next three months...hit .125 in June, .176 in July and .192 in August...had a 0 for 13 streak from April 18 to 28...had his second career two-homer game on May 19 against Detroit...had a season high four RBI on May 19 against the Tigers...hit four of his seven home runs in May and then hit his first career "walk-off" home run on June 1 against Chicago...hit a two-run home run off Neal Cotts in the bottom of the 12th inning for a 6-4 As win...went 0 for his next 20 following the home run before singling in the sixth inning on June 23 against Anaheim...had a career long 0 for 22 streak from July 21 to July 31...snapped a 0 for 9 streak as a pinch-hitter with a pinch-hit single on September 22 at Texas.

2003—Began the year with Minnesota but was traded to Toronto on July 16 in exchange for Shannon Stewart and a player to be named later...hit .252 with nine home runs and 32 RBI in 75 games with the Twins and .233 with four home runs and 25 RBI in 62 games with the Blue Jays...overall numbers were .244 with 13 HR and 57 RBI in 137 games...added 71 walks for a .358 on-base percentage...batted .300 against left handed pitching and .216 against right-handers...appeared in 89 games in right field, making 76 starts, and also batted .245 in 32 games at designated hitter...also made four starts in left field and two each at first base and center field...was 5 for 14 (.357) with a home run and seven RBI as a pinch-hitter...tied for second in the American League in pinch RBI...began the season with a 12-game hitting streak from April 3 to 21, going 16 for 45 (.356)...also hit safely in his final six games of 2002, giving him a career best 18-game hitting streak dating back to September 18, 2002...had his first career two-homer game on April 17 against Detroit...ended up hitting .324 in 19 games in April but then hit .224 over his final 56 games with Minnesota...had a career high five RBI on May 16 against the Chicago White Sox...hit the game winning

pinch-hit three-run home run in the bottom of the eighth inning on May 27 against Oakland off Barry Zito in a 4-3 Minnesota win...it was his second career pinch-hit home run...traded to Toronto during the All-Star Break and hit safely in each of his first six games with the Blue Jays (10 for 23, .435)...had his first career two steal game on September 21 at Baltimore.

2002—Began the season at Edmonton...recalled to Minnesota on April 7...had a two-run pinch-homer on April 14 vs. Detroit...had his first career four hit game, May 17 at New York...had his first career four RBI game, June 26 vs. Chicago...had his second career four hit game, July 20 at Detroit...hit game winning two run home runs in the eighth inning in consecutive games on September 28 and 29 vs. Chicago...went 0 for 4 in three ALDS games against Oakland and 0 for 3 with a walk and a RBI in four ALCS games against Anaheim...hit .264 against lefthanders and .303 vs. right-handers...was 8 for 23 (.348) with one home run as a pinch-hitter...won the Bill Boni Award as the Twins' Outstanding Rookie...tied for fourth in the American League Rookie of the Year Voting.

2001—Began the season at Edmonton...had his contract selected and made his Major League debut, April 10 vs. Detroit...doubled off Mark Buehrle for first Major League hit, April 13, vs. Chicago...optioned to Edmonton on April 21 but was recalled by Minnesota on July 31...hit his first Major League home run off Chris Carpenter and had a season high three hits, August 2 at Toronto...optioned to Edmonton, August 17 but was recalled to Minnesota, September 4...hit safely in six of eight games, going 9 for 22 (.409), September 18-29...started 28 of 37 games with Minnesota...was 15 for 45 (.333) with one home run against left-handers.

2000—Began the season at New Britain...had grand slams on April 8 vs. Portland and May 26 at Erie...had a season high 10-game hitting streak, June 2-10...played in the Double-A All-Star Game, July 12 at Bowie...hit .283 against left-handers...led the club in home runs, was second in RBI and third in hits...led the league in walks...promoted to Salt Lake, August 26...rated the Twins' eighth best prospect and the ninth-best prospect in the Eastern League by *Baseball America*...played for Grand Canyon in the Arizona Fall League.

1999—Disabled with eye problems, May 21-June 24...had a season high eight-game hitting streak, going 12 for 28 (.429), June 25 to July 2...had a grand slam and a season high tying four RBI, July 29 at Burlington...homered in three consecutive games, August 14-16...was disabled with a strained right hamstring, August 25-September 3...batted .339 against lefthanders.

Personal/Miscellaneous

Robert Michael Kielty was originally signed by Minnesota scout John Leavitt...graduated from Canyon Springs (CA) High School in 1994...attended the University of Southern California from 1994-95, Riverside Junior College from 1996-97 and the University of Mississippi in 1998...was named 1998 Cape Cod League Most Valuable Player after leading the league in batting (.384) and RBI (45)...named 1998 Summer Player of the Year by *Baseball America*...is married, Meredith (Baxter).

Lifetime Playing Record

Year	Club	AVG.	G	AB	R	H	2B	3B	HR	RBI	SH	SF	HP	BB	SO	SB	CS	SLG	OBP	E
1999	Quad City	.294	69	245	52	72	13	1	13	43	2	3	3	43	56	12	3	.514	.401	3
2000	New Britain	.262	129	451	79	118	30	3	14	65	0	4	5	98	109	6	4	.435	.396	3
	Salt Lake	.242	9	33	8	8	4	0	0	2	0	0	7	10	0	0	0	.364	.375	1
2001	Edmonton	.287	94	341	58	98	25	2	12	50	2	2	6	53	76	5	0	.478	.391	2
	MINNESOTA	.250	37	104	8	26	8	0	2	14	0	5	1	8	25	3	0	.385	.297	3
2002	Edmonton	.429	2	7	0	3	1	0	0	1	0	0	1	1	0	0	0	.571	.500	0
	MINNESOTA	.291	112	289	49	84	14	3	12	46	0	2	5	52	66	4	1	.484	.405	0
2003	MINNESOTA	.252	75	238	40	60	13	0	9	32	0	1	3	42	56	6	2	.420	.370	2
	TORONTO	.233	62	189	31	44	13	1	4	25	0	3	4	29	36	2	1	.376	.342	1
2004	OAKLAND	.214	83	238	29	51	14	1	7	31	1	1	3	35	47	1	0	.370	.321	1
2005	OAKLAND	.263	116	377	55	99	20	0	10	57	2	2	2	50	67	3	2	.395	.350	3
2006	Sacramento	.222	10	36	5	8	0	0	1	4	0	0	0	7	12	0	0	.306	.349	1
	OAKLAND	.270	81	270	35	73	20	1	8	36	2	1	2	22	49	2	0	.441	.329	1
ML Totals		.256	566	1705	247	437	102	6	52	241	5	15	20	238	346	21	6	.415	.351	11

Career Transactions

1999 — Signed as a non-drafted free agent by the Minnesota Twins organization, February 16. **2003** — Traded to the Toronto Blue Jays for Shannon Stewart and a player to be named later, July 16. Traded to the Oakland Athletics along with cash for pitcher Ted Lilly, November 18.

Division Series Record

Year	Club/Opp.	AVG.	G	AB	R	H	2B	3B	HR	RBI	SH	SF	HP	BB	SO	SB	CS	SLG	OBP	E
2002	MIN vs. OAK	.000	3	4	0	0	0	0	0	0	0	0	0	0	1	0	0	.000	.000	0
2006	OAK vs. MIN																			
(Did not play)																				
Totals		.000	3	4	0	0	0	0	0	0	0	0	0	0	1	0	0	.000	.000	0

League Championship Series Record

Year	Club/Opp.	AVG.	G	AB	R	H	2B	3B	HR	RBI	SH	SF	HP	BB	SO	SB	CS	SLG	OBP	E
2002	MIN vs. ANA	.000	4	3	0	0	0	0	0	1	0	0	0	1	2	0	0	.000	.250	0
2006	OAK vs. DET	.000	2	2	0	0	0	0	0	0	0	0	0	0	0	0	0	.000	.000	0
Totals		.000	6	5	0	0	0	0	0	1	0	0	0	1	2	0	0	.000	.167	0

vs. The American League

2006 AVG.	AB	H	HR	RBI	CAREER vs. TEAM	AVG.	AB	H	HR	RBI
.182	22	4	0	0	Baltimore	.181	94	17	0	4
.318	22	7	1	5	Boston	.299	67	20	2	14
.000	5	0	0	0	Chicago	.294	153	45	8	28
.263	19	5	1	4	Cleveland	.265	147	39	6	22
.316	19	6	2	3	Detroit	.297	118	35	8	26
.000	2	0	0	0	Kansas City	.242	124	30	2	16
.150	20	3	0	0	Los Angeles	.224	125	28	4	12
.091	11	1	0	0	Minnesota	.150	40	6	2	6
.273	11	3	1	1	New York	.279	104	29	4	12
—	0	0	0	0	Oakland	.196	46	9	2	11
.333	33	11	1	7	Seattle	.232	142	33	2	23
.286	21	6	1	2	Tampa Bay	.232	138	32	4	20
.320	25	8	0	2	Texas	.255	145	37	2	13
.385	26	10	1	6	Toronto	.319	91	29	4	16

vs. The National League

2006 AVG.	AB	H	HR	RBI	CAREER vs. TEAM	AVG.	AB	H	HR	RBI
—	0	0	0	0	Arizona	.143	7	1	0	0
—	0	0	0	0	Atlanta	.300	10	3	0	1
—	0	0	0	0	Chicago	.000	4	0	0	0
—	0	0	0	0	Cincinnati	.000	5	0	0	0
.400	10	4	0	1	Colorado	.211	19	4	0	1
—	0	0	0	0	Florida	.667	3	2	1	2
—	0	0	0	0	Houston	—	0	0	0	0
.250	12	3	0	3	Los Angeles	.250	12	3	0	3
—	0	0	0	0	Milwaukee	.250	20	5	0	2
—	0	0	0	0	New York	.364	11	4	0	2
—	0	0	0	0	Philadelphia	.250	16	4	0	0
—	0	0	0	0	Pittsburgh	.000	1	0	0	0
—	0	0	0	0	St. Louis	.000	2	0	0	0
.250	4	1	0	1	San Diego	.273	11	3	0	1
.125	8	1	0	1	San Francisco	.415	41	17	1	6
—	0	0	0	0	Washington	.222	9	2	0	0

Monthly Breakdown

2006 AVG.	AB	H	HR	RBI	CAREER by MONTH	AVG.	AB	H	HR	RBI
.000	4	0	0	0	April	.249	229	57	7	36
.281	57	16	0	4	May	.288	320	92	10	51
.315	54	17	2	11	June	.268	265	71	9	44
.265	49	13	2	6	July	.263	338	89	9	34
.286	63	18	3	9	August	.199	317	63	7	40
.209	43	9	1	6	September	.278	223	62	10	35
.000	0	0	0	0	October	.231	13	3	0	1

Batting Breakdown

2006 AVG.	AB	H	HR	RBI	CAREER by CATEGORY	AVG.	AB	H	HR	RBI
.250	140	35	5	19	Home	.254	849	216	32	129
.292	130	38	3	17	Road	.258	856	221	20	112
.219	96	21	4	12	Day	.230	566	130	18	74
.299	174	52	4	24	Night	.270	1139	307	34	167
.255	247	63	7	31	Grass	.260	1156	301	31	160
.435	23	10	1	5	Turf	.248	549	136	21	81
.298	131	39	3	16	Pre-ASG	.270	937	253	28	137
.245	139	34	5	20	Post-ASG	.240	768	184	24	104
.325	117	38	7	20	vs. LHP	.299	652	195	30	107
.229	153	35	1	16	vs. RHP	.230	1053	242	22	134
.274	73	20	4	30	RISP	.264	454	120	11	177
.167	12	2	1	8	Bases Loaded	.261	46	12	1	33
.167	6	1	0	0	Pinch Hitter	.260	73	19	2	10
.000	7	0	0	0	Designated Hitter	.228	219	50	5	33

Ballpark Breakdown

	AVG.	AB	H	HR	RBI
Ameritrust Field	.219	73	16	0	11
Angel Stadium of Anaheim	.226	84	19	2	9
AT&T Park	.250	20	10	0	3
Busch Stadium I	.000	2	0	0	0
Camden Yards	.182	44	8	0	3
Comerica Park	.286	49	14	2	11
Coors Field	.400	10	4	0	1
Fenway Park	.300	50	15	1	8
Jacobs Field	.242	66	16	1	7
Kauffman Stadium	.333	57	19	1	10
McAfee Coliseum	.261	467	122	18	73
Metrodome	.240	325	78	13	48
Miller Park	.222	9	2	0	2
PETCO Park	.250	4	1	0	1
Qualcomm Stadium	.286	7	2	0	0
RFK Stadium	.222	9	2	0	0
Rogers Centre	.289	149	43	6	27
Safeco Field	.192	73	14	1	6
Shea Stadium	.250	4	1	0	0
Tropicana Field	.188	69	13	2	6
Turner Field	.333	6	2	0	1
U.S. Cellular Field	.313	64	20	3	9
Veterans Stadium	.333	6	2	0	0
Wrigley Field	.000	4	0	0	0
Yankee Stadium	.259	54	14	2	5

Kielty's Career Home Run Chart

Multi-Homer Games: 2, last: May 19, 2004 vs. Detroit. **Three-Homer Games:** None. **Two-Homer Games:** 2, last: May 19, 2004 vs. Detroit. **Grand Slams:** 1, September 19, 2006 vs. Cleveland (Cliff Lee). **Pinch-Hit Home Runs:** 2, May 27, 2003 vs. Oakland (Barry Zito); April 14, 2002 vs. Detroit (Matt Anderson). **Inside-The-Park Home Runs:** None. **Game Ending Home Runs:** 2, July 17, 2005 vs. Texas (Kameron Loe); June 1, 2004 vs. Chicago (Neal Cotts). **Lead Off Home Runs:** None.

Fielding Statistics

First Base

YEAR	PCT.	G	PO	A	E	TC	DP
2002	1.000	5	27	2	0	29	4
2003	1.000	3	19	2	0	21	2
Totals	1.000	8	46	4	0	50	6

Outfield

YEAR	PCT.	G	PO	A	E	TC	DP
2001	.956	34	63	2	3	68	1
2002	1.000	82	159	4	0	163	0
2003	.981	96	155	3	3	161	0
2004	.990	67	97	1	1	99	0
2005	.983	96	166	5	3	174	1
2006	.993	73	136	3	1	140	1
Totals	.986	448	776	18	11	805	3

Kielty's Career Highs

Hits: 4 (four times), May 20, 2005 at San Francisco; July 2, 2003 at Chicago (AL); July 20, 2002 at Detroit; May 17, 2002 at New York (AL)
Runs: 4, July 20, 2002 at Detroit
Doubles: 2 (10 times), last: June 16, 2006 vs. Los Angeles (NL)
Triples: 1 (six times), last: June 18, 2006 vs. Los Angeles (NL)
Home Runs: 2 (twice), May 19, 2004 vs. Detroit; April 17, 2003 vs. Detroit
Runs Batted In: 5, May 16, 2003 vs. Chicago (AL)
Walks: 3 (five times), last: August 9, 2004 at Minnesota
Strikeouts: 3 (14 times), last: August 8, 2006 vs. Texas
Stolen Bases: 2, September 21, 2003 at Baltimore
Hitting Streak: 18, September 18, 2002 to April 21, 2003
Hitless Streak (At Bats): 22, July 21 to 31, 2004

Shane Komine

61

Right-Handed Pitcher

Height/Weight: 5-9 / 180 **Bats/Throws:** Right / Right
Birthdate: October 18, 1980 **Opening Day Age:** 26
Birthplace/Resides: Honolulu, Hawaii / Honolulu, Hawaii
Major League Service: 13 days
Obtained: Selected in the 9th round of the June, 2002 draft
Contract Status: First year of a one-year contract through 2007



2006 Highlights

Made his Major League debut with the As in 2006 and compiled a 5.00 ERA in two starts without recording a decision...spent the balance of the season at Triple-A Sacramento where he was 11-8 with a 4.05 ERA in 24 games, 22 starts...was recalled by Oakland on July 28 and made his ML debut with a start on July 30 against Toronto...became the 32nd pitcher in Oakland history to start in his debut and had a no decision in the As 6-5 win (6.0 ip, 4 h, 1 r, 1 er, 4 bb, 1 so, 1 hr)...allowed a leadoff home run to Reed Johnson on the second pitch of his career but did not allow another run the rest of the way...left with a 2-1 lead and the As took a 3-2 lead into the ninth inning before Huston Street allowed three runs for the blown save...had another no decision in the As 7-6 win over Texas on August 8 (3.0 ip, 6 h, 4 r, 4 er, 4 bb, 0 so, 2 hr) and was optioned back to Sacramento the next day...became the third Hawaiian born player to play for the As, joining Ron Darling (1991-95) and Lenn Sakata (1986)...is the 19th Hawaiian born pitcher in ML history...made his Triple-A debut in 2006 and led the River Cats in games started (22) and innings pitched (140.0) while ranking second in wins (11) and strikeouts (116)...had career highs in wins, losses (8), runs (67), earned runs (63) and home runs (13)...ranked third in the As farm system in strikeouts, tied for fourth in wins and eighth in ERA

(4.05)...allowed a .267 opponents batting average, which broke down to .257 (65 for 253) with three home runs against left-handed hitters and .276 (80 for 290) with 10 home runs against right-handers...his opponents average increased to .333 (36 for 109) with runners in scoring position but dropped to .240 (12 for 50) with RISP and two outs...opponents were 4 for 5 (.800) with the bases loaded...was 11-7 with a 4.06 ERA (60 er in 133.0 ip) in his 22 starting assignments and 0-1 with a 3.86 ERA (3 er in 7.0 ip) in two relief appearances...Sacramento was 13-9 in his starting assignments...allowed two runs or fewer in 13 of his 22 starts and walked two batters or fewer 18 times...won his first start of the season on April 8 at Portland but then went 0-4 with a 5.40 ERA over his seven starts from April 14 to May 15...won consecutive starts on May 21 and 26 but then went 0-3 with a 7.52 ERA over his first four games in June, including June 19 against Tacoma when he made his first relief appearance of the season for a rehabbing Justin Duchscherer...was 3-7 with a 5.79 ERA in 14 games, 13 starts through June 19...then put together an eight-game winning streak from June 25 to August 27...posted a 0.80 ERA (56.1 ip, 36 h, 7 r, 5 er, 10 bb, 59 so, 1 hr) and allowed a .180 (36 for 200) opponents batting average over that nine game, eight start stretch...allowed two runs or fewer in each game, including no runs five times...struck out a season high 11 in 7.0 innings on June 30 against Salt Lake...tossed his only complete game of the season on July 6 at Fresno, a nine-inning seven-hit shutout in the River Cats 8-0 win...did not walk a batter in Sacramento's only complete game shutout of the season...was 9-7 with a 3.89 ERA in 20 games, 19 starts, when the As called on July 28...pitched in relief on August 17 against Colorado Springs (1.2 ip, 3 h, 2 r, 2 er, 1 bb, 3 so) in his first outing following his August 9 option...won two more starts on August 22 and 27 against Fresno before taking the loss in his final start of the season on September 1 at Colorado Springs, allowing eight runs on 11 hits in 6.0 innings...allowed three home runs against the SkySox after allowing just two home runs over his previous 15 games, 13 starts (88.0 innings).

Career

2005—Began the season on the disabled list as he continued to recover from "Tommy John" surgery on his right elbow and missed the first three months of the season...made four rehab starts with the As affiliate in the Arizona Rookie League, was reinstated from the DL on July 30 and made two starts for Single-A Stockton...was transferred to Double-A Midland on August 9 where he made five starts...combined at all three stops for a 2-2 record and a 4.47 ERA in 11 starts...struck out 55 batters in 48.1 innings, an average of 10.24 per nine innings...allowed a .257 opponents batting average which included .238 by left-handed hitters and .273 by right-handers...went 0-1 with a 9.72 ERA in his four starts on rehab with the Arizona As...made his first start on July 8 against the Rangers and faced four batters (0.2 ip, 1 h, 1 r, 1 er, 1 bb, 1 so)...was reinstated from the DL on July 30 and made two starts with Stockton, posting a 4.15 ERA without a decision...was transferred to Midland on August 9 and went 2-1 with a 3.16 ERA in five starts with the Rockhounds...picked up his first win of the season on August 20 against Springfield (6.0 ip, 4 h, 3 r, 3 er, 3 bb, 6 so)...struck out a season high 10 in 6.2 innings on August 26 against San Antonio but took the loss...tossed 7.0 shutout innings in his final regular season start on August 31 at Frisco and picked up the win (3 h, 2 bb, 4 so)...made two postseason starts for the Texas League Champion Rockhounds and was 1-1 with a 0.69 ERA (13.0 ip, 11 h, 4 r, 1 er, 6 bb, 7 so)...then pitched for the Arizona Fall League Champion Phoenix Desert Dogs and was 1-1 with a 1.14 ERA in five starts...allowed a .241 opponents batting average, no home runs, three walks and 18 strikeouts in 23.2 innings.

2004—Began the season with Double-A Midland but elbow problems ended his season in July...went 4-5 with a 4.77 ERA in 17 games, all starts, before he was placed on the Disabled List on July 11 with an inflamed right elbow...had "Tommy John" surgery on the elbow and missed the remainder of the season...opponents batted .281 which broke down to .294 against right-handed hitters and .265 against left-handers...the average dropped to .240 with runners in scoring position, including .195 with RISP and two outs...was 0-3 despite a 3.53 ERA in seven starts on the road compared to 4-2 with a 5.82 ERA in 10 starts at home...went 2-1 with a 3.45 ERA over his first eight starts and 2-4 with a 6.08 ERA over his last nine starts...his shortest outing of the season came in his second start, a loss on April 14 against Round Rock when he allowed six runs on six hits and two walks in 0.1 innings...put together consecutive wins for the only time on April 29 against Arkansas and May 4 against Frisco...tossed a season high tying 7.1 innings in consecutive starts on May 10 at Frisco (4 h, 2 r) and May 15 against Round Rock (6 h, 1 r), but ended up with a no decision each time...compiled his best ERA in May when he went 2-2 with a 3.55 ERA in six starts...struck out a season high 10 in 6.0 innings in a no decision on June 5 against Wichita.

2003—Began the season with Single-A Kane County but was transferred to Double-A Midland in the middle of May...combined for a 10-6 record and a 3.08 ERA in 27 games, 26 starts...ranked fourth in the As farm system in strikeouts (125) and was fifth in ERA...allowed a .255 opponents batting average which included a .239 mark against right-handed hitters and .277 against left-handers...allowed six of his seven home runs against left-handed hitters...allowed an average of one home run every 22.5 innings...his opponents average dropped to .250 with runners in scoring position, including .203 with RISP and two outs...was a perfect 6-0 with a 1.82 ERA in eight starts with Kane County...did not allow a run in four of his eight starting assignments...was named Kane County Pitcher of the Week for the first week of the season as he won each of his first two starts without allowing a run (12.1 ip, 7 h, 2 bb, 16 so)...tossed a complete game four-hit shutout in his final Single-A start on May 14 against West Michigan...was transferred to Midland on May 19 and extended his season opening winning streak to seven games by tossing 6.2 shutout innings on May 25 at El Paso...ended up posting a 4-6 record and a 3.75 ERA in 19 games, 18 starts with Midland...tossed a one-hit shutout on June 4 at Wichita (1 bb, 7 so) in a 2-0 win to earn Texas League Pitcher of the Week honors.

2002—Began his professional career at Single-A Visalia and was 1-3 with a 5.96 ERA in 18 appearances, all in relief...allowed a .240 opponents batting average which broke down to .167 against left-handers and .264 against right-handers...opponents hit .222 with runners in scoring position, including .091 with RISP and two outs...tossed at least one inning in 17 of his 18 outings, including two or more seven times...season high was 2.1 innings twice, including August 13 at High Desert when he allowed a season high four runs...picked up his first professional win in his last outing on September 2 against Bakersfield (1.0 ip, 1 h, 1 bb, 1 so).

Personal/Miscellaneous

Shane Kenji Komine...name is pronounced ko-MEE-nay was signed by As scout Jim Pransky...graduated from Kalani (Honolulu, HI) High School in 1998...attended the University of Nebraska where he was a three-time second team Baseball America All-America selection...was Big 12 Conference Freshman of the Year in 1999 after going 6-2 with a 3.58 ERA and 79 strikeouts in 78 innings...won back-to-back Big 12 Conference Pitcher of the Year honors in 2000 and 2001...was 11-4 with a 2.24 ERA and 159 strikeouts in 125 innings in 2000...finished third in the nation in strikeouts...was 14-2 with a 3.35 ERA and 157 strikeouts in 132 innings in 2001...was fourth among NCAA Division 1 pitchers in strikeouts and tied for seventh in wins...went 10-0 with a 2.33 ERA and 115 strikeouts in 97 innings as a senior in 2002...left Nebraska as the career leader in wins (41) and strikeouts (510).

FRONT OFFICE

Lifetime Pitching Record

Year	Club	W	L	ERA	G	GS	CG	SHO	SV	IP	H	R	ER	HR	HB	BB	IBB	SO	WP	BK
2002	Visalia	1	3	5.96	18	0	0	0	0	25.2	23	20	17	2	1	20	3	22	3	0
2003	Kane County	6	0	1.82	8	8	1	1	0	54.1	45	12	11	1	2	9	0	50	0	1
	Midland	4	6	3.75	19	18	1	1	0	103.1	108	51	43	6	1	30	2	75	4	1
2004	Midland	4	5	4.77	17	17	0	0	0	94.1	103	56	50	10	3	28	0	65	6	1
2005	Arizona A's	0	1	9.72	4	4	0	0	0	8.1	10	10	9	0	1	7	0	11	1	2
	Stockton	0	0	4.15	2	2	0	0	0	8.2	10	4	4	0	2	3	0	11	3	0
	Midland	2	1	3.16	5	5	0	0	0	31.1	27	12	11	5	2	7	0	33	1	0
2006	Sacramento	11	8	4.05	24	22	1	1	0	140.0	145	67	63	13	6	38	2	116	11	1
	OAKLAND	0	0	5.00	2	2	0	0	0	9.0	10	5	5	3	0	8	1	1	0	0
ML Totals		0	0	5.00	2	2	0	0	0	9.0	10	5	5	3	0	8	1	1	0	0

2007 ATHLETICS

Career Transactions

2001 — Selected by the St. Louis Cardinals organization in the 19th round of the free agent draft but did not sign, June 5. **2002** — Selected by the Oakland Athletics organization in the 9th round of the free agent draft, June 4.

REVIEW

vs. The American League

2006	CAREER vs. TEAM										CAREER vs. TEAM																			
ERA	W	L	SV	G	IP	H	HR	ER	SO	ERA	W	L	SV	G	IP	H	HR	ER	SO	ERA	W	L	SV	G	IP	H	HR	ER	SO	
12.00	0	0	0	1	3.0	6	2	4	0	Texas	12.00	0	0	0	1	3.0	6	2	4	0	1.50	0	0	0	1	6.0	4	1	1	1
1.50	0	0	0	1	6.0	4	1	1	1	Toronto	1.50	0	0	0	1	6.0	4	1	1	1										

RECORDS

Monthly Breakdown

2006	CAREER by MONTH										CAREER by MONTH																			
ERA	W	L	SV	G	IP	H	HR	ER	SO	ERA	W	L	SV	G	IP	H	HR	ER	SO	ERA	W	L	SV	G	IP	H	HR	ER	SO	
1.50	0	0	0	1	6.0	4	1	1	1	July	1.50	0	0	0	1	6.0	4	1	1	1	12.00	0	0	0	1	3.0	6	2	4	0
12.00	0	0	0	1	3.0	6	2	4	0	August	12.00	0	0	0	1	3.0	6	2	4	0										

HISTORY

Pitching Breakdown

2006	CAREER by CATEGORY										CAREER by CATEGORY																			
ERA	W	L	SV	G	IP	H	HR	ER	SO	ERA	W	L	SV	G	IP	H	HR	ER	SO	ERA	W	L	SV	G	IP	H	HR	ER	SO	
5.00	0	0	0	2	9.0	10	3	5	1	Home	5.00	0	0	0	2	9.0	10	3	5	1	—	0	0	0	0	0.0	0	0	0	0
—	0	0	0	0	0.0	0	0	0	0	Road	—	0	0	0	0	0.0	0	0	0	0	1.50	0	0	0	1	6.0	4	1	1	1
1.50	0	0	0	1	6.0	4	1	1	1	Day	1.50	0	0	0	1	6.0	4	1	1	1	12.00	0	0	0	1	3.0	6	2	4	0
12.00	0	0	0	1	3.0	6	2	4	0	Night	12.00	0	0	0	1	3.0	6	2	4	0	5.00	0	0	0	2	9.0	10	3	5	1
5.00	0	0	0	2	9.0	10	3	5	1	Grass	5.00	0	0	0	2	9.0	10	3	5	1	—	0	0	0	0	0.0	0	0	0	0
—	0	0	0	0	0.0	0	0	0	0	Turf	—	0	0	0	0	0.0	0	0	0	0	5.00	0	0	0	2	9.0	10	3	5	1
—	0	0	0	0	0.0	0	0	0	0	Pre-ASG	—	0	0	0	0	0.0	0	0	0	0	5.00	0	0	0	2	9.0	10	3	5	1
5.00	0	0	0	2	9.0	10	3	5	1	Post-ASG	5.00	0	0	0	2	9.0	10	3	5	1	5.00	0	0	0	2	9.0	10	3	5	1
5.00	0	0	0	2	9.0	10	3	5	1	Starter	5.00	0	0	0	2	9.0	10	3	5	1	—	0	0	0	0	0.0	0	0	0	0
—	0	0	0	0	0.0	0	0	0	0	Reliever	—	0	0	0	0	0.0	0	0	0	0										

OPPONENTS

Ballpark Breakdown

	ERA	W	L	S	G	IP	H	HR	ER	SO
McAfee Coliseum	5.00	0	0	0	2	9.0	10	3	5	1

Fielding Statistics

Pitcher	YEAR	PCT.	G	PO	A	E	TC	DP
	2006	—	2	0	0	0	0	0
Totals		—	2	0	0	0	0	0

PLAYER DEVELOPMENT

Komine's Career Highs

Low Hit Complete Game: None
Innings Pitched: 6.0, July 30, 2006 vs. Toronto
Fewest Innings Pitched, Starter: 3.0, August 8, 2006 vs. Texas
Hits: 6, August 8, 2006 vs. Texas
Runs: 4, August 8, 2006 vs. Texas
Earned Runs: 4, August 8, 2006 vs. Texas

Walks: 4 (twice), last time: August 8, 2006 vs. Texas
Strikeouts: 1, July 30, 2006 vs. Toronto
Home Runs: 2, August 8, 2006 vs. Texas
Longest Winning Streak: None
Longest Losing Streak: None
Longest Scoreless Streak: 7.0, July 30 to August 8, 2006

MISCELLANEOUS

Komine's 2006 Starts

Date	Opponent	Score	Dec	ERA	IP	H	R	ER	BB	SO	HR	#PIT
July 30	Toronto	6-5	—	1.50	6.0	4	1	1	4	1	1	99
Aug. 8	Texas	7-6	—	5.00	3.0	6	4	4	4	0	2	70

Mark Kotsay

21

Outfielder

Height/Weight: 6-0 / 204

Bats/Throws: Left / Left

Birthdate: December 2, 1975

Opening Day Age: 31

Birthplace/Resides: Whittier, California / Reno, Nevada

Major League Service: 9 years, 18 days

Obtained: Acquired from the San Diego Padres for Ramon Hernandez and Terrence Long, November 26, 2003.

Contract Status: Second year of a three-year contract through 2008.



2006 Highlights

Batted .275 with seven home runs and 59 RBI in 129 games...excluding his first season in 1997 when he played just 14 games, he matched his career lows in runs (57), home runs and extra base hits (39)...had a career high 18 grounded into double plays...started 96 of the A's first 111 games through August 6 but back problems limited him to just 25 starts over the A's final 51 games...his batting average included a .265 (31 for 117) mark against-left handed pitching and .278 (107 for 375) against right-handers...had three home runs in 117 at bats against lefties and four home runs in 385 against righties...hit six of his seven home runs on the road and 17 of his 22 home runs over the last two years have come away from the Coliseum...also drove in 37 of his 59 runs on the road this year...was batting .246 (79 for 321) at the All-Star Break and then hit .326 (59 for 181) after the break...however, hit six of his seven home runs before the break...made 119 of

Most Outfield Assists in the Majors Since 1998

105	Mark Kotsay
102	Vladimir Guerrero
95	Bobby Abreu
90	Andruw Jones
87	Carlos Beltran

his 121 starts in the first three spots in the batting order, including 39 hitting leadoff, 53 batting second and 27 batting third...his other two starts came in the seven spot...posted his best numbers in the three spot (35 for 116, .302)...started a team leading 116 games in center field but also made four starts at first base...now has 16 career starts at first base and the other 12 came in 1999 with Florida...was also 1 for 2 with a walk as a pinch hitter and he now has a .411 (23 for 56) career average as a pinch hitter...that is the highest among active pinch hitters with a minimum of 50 pinch plate appearances...led A's outfielders with six assists and now has 105 assists dating back to 1998, which are the most among Major League outfielders over that span (Vladimir Guerrero, 102)...also leads ML outfielders with 27 double plays since 1988 (Guerrero and Geoff Jenkins, 25)...committed just two errors in his 127 games in the outfield for a career high .993 fielding percentage (289 total chances)...batted .261 (23 for 88) in April and .277 (33 for 119) in May before hitting .211 (17 for 76) in June...based on a minimum of 50 at bats, that was his lowest one month batting average since he hit .196 in May, 1999...then hit .292 or better in each of the final three months, including .293 (29 for 99) in July, .292 (19 for 65) in August and .302 (16 for 53) in September...batted .164 (9 for 55) in interleague play...hit .400 or better against two teams as he batted .474 (18 for 38) with seven RBI in nine games against Boston and .444 (12 for 27) in eight games against Cleveland...now has a .422 (38 for 90) career average Cleveland, his best mark against any team...collected his 500th career RBI on May 18 against Seattle...hit his 100th career home run June 1 against Minnesota off Boof Bonser...led off the game with a home run on June 6 at Cleveland, his eighth career lead off home run...it was his fifth as an Athletic, which is third most in Oakland history behind Rickey Henderson (43) and Bert Campaneris (10)...would not hit another home run until July 22 at Detroit for a 31-game, 130 at bat homerless streak...his home run at Detroit was his last of the season as he finished the year with a 43-game, 151-at bat homerless streak...homered just once over his final 75 games after hitting six home runs over his first 54 contests...matched his career high with two stolen bases on June 10 at New York (eighth time)...missed four games with back spasms from June 16 to 19 and when he returned to the lineup on June 20 at Colorado, he went 4 for 47 (.085) over his first 12 games...that included a career long 0 for 29 streak from June 25 to July 3...it was the longest hitless streak by an Athletic since Scott Brosius had a 0 for 30 streak from August 26 to September 19, 1995...two weeks later, he earned American League Player of the Week honors for the week after the All-Star Break as he hit .556 (10 for 18) with five RBI, three runs, three doubles and two walks in a four-game series at Boston from July 13 to 16...it was his first career Player of the Week award...went 4 for 5 with three RBI on July 16 against the Red Sox, his 17th career game of four or more hits...made his 13th career start and 25th career appearance at first base on July 19 at Baltimore...it was his first appearance at first since June 5, 2000 against Boston while with Florida...it was his first start since September 5, 1999 against San Diego...had a career and A's season high 16-game hitting streak from July 22 to August 18 (22 for 65, .338)...the streak ended when he struck out in his only at bat in the second game of the doubleheader on August 18 at Kansas City...that also ended a streak of 26 consecutive games where he reached base safely via hit, walk or hit by pitch, dating back to July (.336 batting average, .403 on-base percentage)...missed six games from August 7 to 13 with back spasms and missed all six games on the road trip from September 8 to 13 with back problems...appeared in just 31 of the A's final 51 games because of the back problems, but hit .313 (31 for 99) over that span...grounded out as a pinch hitter on September 5 against Texas, his first pinch hitting appearance since August 7, 2004...had a career high tying four RBI the next day against the Rangers (eighth time)...finished the regular season with 1284 career games played, which ranked seventh most among active players who had never played in a postseason game...then started all seven

of the A's postseason games in center field and was 6 for 30 (.200)...hit an inside-the-park home run in Game 2 of the ALDS at Minnesota on October 4, the second in Oakland postseason history...went 3 for 4 in Games of the ALCS against Detroit on October 11, including two doubles, which tied the LCS record for a nine-inning game.

Career

2005—Batted .280 with 15 home runs and a career high 82 RBI in 139 games...finished second on the A's in RBI and had the most RBI by an Oakland center fielder since Dave Henderson had 83 in 1991...ranked second among American League center fielders in RBI...his 15 home runs ranked third among AL center fielders and matched the second best figure of his career...had just 40 walks for a .325 on-base percentage, both his lowest figures since 1999...had just five stolen bases which were his fewest in a full season...led the A's with 49 multiple hit games...struck out just 51 times in 629 plate appearances, an average of 12.3 plate appearances per strikeout which ranked third best in the AL...hit .346 with runners in scoring position which ranked sixth in the AL...batted .324 against left-handed pitching and .261 against right-handers...hit 12 of his 15 home runs against righties and 11 of his home runs came on the road...batted .260 in innings one through six and .333 with six of his 15 home runs in the seventh inning or later...tied for third in the AL in batting in the seventh inning or later...ranked fifth in the AL in fewest percent of swings that miss (10.0%)...got off to a fast start as he hit .323 in April...followed that up by hitting .255 in both May and June and .231 in July...had appeared in 94 of the A's 98 games through July 24 before back problems caused him to miss five games from July 25 to 30...appeared in just 45 of the A's final 64 games, primarily because of back problems, but hit .303 over that span...including .314 in August and .312 in September...made a team leading 137 starts in center field and committed four errors for a .987 fielding percentage...all four errors came in two innings as he made two errors in the sixth inning on July 18 at Los Angeles and two errors in the seventh inning on September 6 against Seattle...did not make an error in his other 1182.1 innings...in addition to his appearances in the outfield, he also went 3 for 8 (.375) in two starts at designated hitter...made 58 starts hitting second, 57 batting leadoff and 25 hitting third...batted .262 with a .320 on-base percentage in the leadoff spot...291 with 11 of his 15 home runs hitting second and .294 hitting third...was the A's Opening Day starter in center field and began the season with four straight multiple hit games (9 for 19, .474)...became the first player in Oakland history to begin the season with more than three straight multi-hit games...homered twice in his first 16 games but then had a 42-game, 176-at bat homerless streak from April 21 to June 12...had two home runs in his first 58 games and 13 home runs over his final 81 contests...tied an Oakland record with his second career five-hit game on April 30 against Seattle...his fifth hit was a "walk-off" RBI single in the bottom of the 10th inning to give the A's a 6-5 win...finished the month of April with 32 hits which fell one short of the Oakland record for hits in April...had his second extra inning "walk-off" hit of the season with an RBI single in the bottom of the 11th inning on May 30 in a 5-4 A's win over Tampa Bay...matched his career high with four RBI on June 12 at Atlanta...had two assists on June 18 against Philadelphia, the first two assist game by an A's outfielder since Matt Stairs on August 5, 1999 against Chicago...agreed to terms on a three-year contract through the 2008 season on July 9, superceding the final year of his current contract...had eight home runs and 48 RBI at the All-Star Break, both his most ever at the break...had a career high 91-game errorless streak snapped on July 18 at Los Angeles...committed two errors in that game, his first errors since September 29, 2004...missed two games on August 4 and 5 to be with his wife Jamie for the birth of their second child, daughter Sienna on August 4...had a season best eight-game hitting streak from August 24 to September 9...hit .444 during the streak with 10 runs scored, 10 RBI and seven multiple hit games...was ejected from the game on September 28 against Los Angeles by second base umpire Mike Everitt...it was his second ejection as an Athletic...had 17 RBI in September which were his most RBI in a month since July of 1999 when he also had 17.

2004—Was acquired by the A's during the off season for Ramon Hernandez and Terrence Long and batted a career high .314 which ranked eighth in the American League...it was also the eighth best single season batting average in Oakland history...also had career highs in at

bats (606), hits (190), doubles (37), total bases (278), on-base percentage (.370) and slugging (.459)...the 190 hits were the second best single season total in Oakland history and were the most by an Athletics left-handed hitter since Jerry Lumpe had 193 for the Kansas City A's in 1962...led the A's in at bats, hits, total bases and multiple hit games (57)...the multiple hit games tied the Oakland record and tied for seventh best in the AL in 2004...had 19 games of three or more hits which tied for second best in the AL and matched the Oakland record...hit .346 in Oakland which tied for the fourth best home batting average in the AL...it was the fourth best home batting average in Oakland history...hit .347 during day games which ranked fifth in the AL...struck out just six double plays in 606 at bats, an average of 101.0 at bats per GIDP which ranked fifth best in the AL...struck out just 70 times in 673 plate appearances for an average of 9.6 plate appearances per strikeout which was ninth best in the AL...batted .300 or better in four different months, hitting .308 in May, .340 in June, .352 in July and .362 in September...started 140 games



for the As, all in center field...had 11 assists which tied for the team lead and tied for fourth most among AL outfielders...also went 3 for 5 (.600) with a walk as a pinch-hitter...made a team leading 121 starts hitting lead off...led off the game with a home run four times...10 of his 15 home runs put the As ahead...batted .531 with nine walks (.634 on-base percentage) in nine games against Cleveland, the second best batting average by an Athletic against one team (minimum 25 at bats)...went 15 for 21 (.714) with six walks in six games at Jacobs Field...hit .361 in interleague play...was ejected by home plate umpire Paul Emmel on April 19 at Seattle after striking out in the 10th inning...hit .394 with eight home runs and 31 RBI over a 54-game stretch from May 26 to July 28...the batting average was the best in the majors over that span...started the stretch with four three-hit games over a five game span from May 26 to 30...did not homer over his first 42 games and had a 51-game, 206-at bat homerless streak dating back to the September 19, 2003 at Colorado when he hit a "walk-off" home run on June 2 against Chicago (AL)...connected off Jon Adkins in the 10th inning of the As 3-2 win for his second career game-ending home run...had a 12-game hitting streak from June 21 to July 4 (18 for 46, .391)...had two hits on June 27 against San Francisco to lift his season average to .301 and it never dropped below .300 the rest of the season...had his second career two-homer game on July 24 against Texas...collected the 1000th hit of his career on August 3 at New York, a fourth inning single off Jon Lieber...scored the 500th run of his career on September 3 at Toronto...had his third career two-homer game on September 6 against Boston...had an As season high 15-game hitting streak from September 13 to 28 (28 for 68, .412)...played in the 1000th game of his career on September 15 against Texas...his double on September 26 at Anaheim was the 200th of his career.

2003—Battled through an injury-plagued season, hitting .266 with seven home runs and 38 RBI in 128 games...tied for the San Diego team-high in doubles (28) with Mark Loretta...was placed on the 15-day disabled list on May 23 (retroactive to May 19) with a sprained lower back and missed 16 games...returned to action as the Padres' center fielder on June 5 vs. Detroit...went 2 for 4 with a double in his first game back...ranked third in the National League with 13 outfield assists...finished nine behind league leader Richard Hidalgo of the Houston Astros...hit .294 with one home run and eight RBI in August...tallied a season-high seven game hitting streak August 6-13...batted .452 (14 for 31) with four doubles and two RBI during the streak...drew a bases-loaded walk to plate the winning run August 23 vs. Montreal...hit .354 with one home run and six RBI against National League Central teams...hit .301 with 11 doubles, one triple, one home run and 10 RBI during day games...the .301 mark was 50 points higher than his average during the night where he batted .251 with 17 doubles, three triples, six home runs and 28 RBI.

2002—Had career highs in home runs (17) and walks (59)...led the Padres in games (153), at bats (578), hits (169), singles (118), strikeouts (89) and stolen bases (11)...the team-leading stolen base total was the lowest in San Diego's 34 National League seasons...appeared in 147 games, 143 starts, in the outfield...tied for sixth in the National League with 11 outfield assists...nine of the 11 assists came prior to the All-Star break...hit .324 against left handed pitching...posted his first career multi-homer game on September 22 vs. Los Angeles...hit safely in a career high 16 straight games May 24 to June 9...batted .418 with six doubles, one triple, three home runs and nine RBI during the streak...batted lead off 36 times, going 54 for 154 (.351) with seven home runs and 21 RBI in those games...blasted his third career lead-off homer on September 22 at Dodger Stadium off Omar Daal...batted .356 in May...batted .397 with runners in scoring position in the first half and .160 after the All-Star break...went 2 for 7 (.286) in the pinch and hit his third career pinch home run on August 9 at Cincinnati off Scott Sullivan...hit his third career grand slam on August 4 vs. Cincinnati off Ryan Dempster.

2001—Acquired from the Marlins only five days before Opening Day, he batted .291 with 10 home runs and 58 RBI in 119 games in his first season with the Padres...ranked second on the club in batting...missed 13 games in April due to a strained left quadriceps and had only 11 at bats over the season's final 34 games due to sprained right hand...played 106 games, 98 starts, in center field...also appeared in five games in right field and made one start in left...agreed to a two-year contract extension through the 2003 season on May 9...was on the 15-day disabled list with a strained left quadriceps April 16-May 1...was batting only .139 in 10 games before the injury...hit .305 in 109 games the rest of the way...hit .357 in 22 games in July...batted .313 with runners in scoring position and .356 with RISP and two outs (tied for fifth best in the National League)...batted .318 vs. right-handers and .215 off lefties...hit .379 with four homers when hitting the first pitch...in his first game after returning from the DL, went 3 for 5 on May 1 at Chicago to start a season-best nine-game hitting streak (16 for 40, .400)...tied a club record with four walks on May 13 vs. Florida...went 4 for 7 with two doubles, a homer and four RBI in a 20-7 win May 19 at Montreal...the seven at bats matched Ryan Klesko's total for the day as most ever by a Padre in a nine-inning game...went 4 for 5 with the game winning two-out single off Billy Wagner in the ninth inning to break a 6-6 tie on May 23 at Houston.

2000—Ranked ninth among National League outfielders with a .990 fielding percentage, committing only 3 errors...tied for second in the National League with 14 outfield assists...established a Marlins record with three outfield assists July 16 at Baltimore, including a Major League record-tying two in the 5th inning...stole a career high 19 bases in 28 attempts...stole home for the first time as part of a double steal July 4 vs. the Mets...batted .327 with six of his 12 home runs in the first inning...hit .365 with two homers when hitting the first pitch, eighth best in the NL...hit .383 in June...hit his second career grand slam keying a 5-4 win on June 21 vs. Milwaukee...connected off Valerio de los Santos to match his career high with four RBI...went 4 for 5 with three RBI on April 26 vs. San Francisco, slammering a three-run homer in the bottom of the ninth off Robb Nen to tie the game, 7-7...led off the game with a home run twice: April 22 vs. Philadelphia off Paul Byrd and May 2 at San Diego off Matt Clement.

1999—Hit .271 with eight homers and 50 RBI in 148 games for the Marlins...his nine triples tied for fifth most in the National League and established a Marlins single-season record...led the Major Leagues in outfield assists (19) for the second consecutive season...also ranked among NL leaders in sacrifice flies (tied for second with nine) and at-bats per strikeouts (10th with 1 K every 10.7 plate appearances)...batted .308 with an 0-2 count, seventh in the league...made his first Major League start at first base May 12 at San Diego...played a total of 19 games, 12 starts, at first and did not commit an error...hit his second career pinch-hit home run June 20 at Colorado off Dave Veres...had a 10 game hitting streak June 30-July 15...crushed a game-ending home run off the Mets' Armando Benitez in the 10th inning on June 30...slugged his first career grand slam September 6 vs. Los Angeles off Ismael Valdes.

1998—Played his first full season in the Major Leagues and appeared in a career high 154 games...selected to the *Baseball Digest* and Topps' All-Rookie teams...named Marlins Rookie of the Year by the South Florida chapter of the BBWAA...tied the league lead with 20 outfield assists, most in Marlins history...finished tied for eighth in the National League with seven triples...ranked second among NL rookies in batting (.279), runs scored (72), steals (10) and hits (161)...was third among league rookies with 40 multi-hit games...slugged his first Major League home run April 6 vs. Milwaukee off Paul Wagner...tied a club record and established a career high with three doubles on April 22 vs. Colorado...equaled Marlins records with five hits on June 22 at Tampa Bay and eight hits over two games, June 22-23...connected on his first career pinch-hit homer, August 26 at St. Louis off Jeff Brantley...hit safely in 10 straight games from September 11-22.

FRONT OFFICE
2007 ATHLETICS
REVIEW
RECORDS
HISTORY
OPPONENTS
PLAYER DEVELOPMENT
MISCELLANEOUS

1997—In his first full pro campaign, he was named the No. 1 prospect in the Eastern League by *Baseball America* and made his Major League debut during a mid-season stint with the Marlins...at Portland, was named an EL and Double-A All-Star...batted .306 with 20 home runs, 77 RBI and a league-high 103 runs scored in 114 games...ranked 10th in the league in batting...drew a walk in eight consecutive plate appearances April 26-27 vs. Harrisburg...was recalled by the Marlins July 11 and made his Major League debut that day vs. Philadelphia...collected his first big league hit with a fourth inning single off Curt Schilling in his second at bat that same day...two days later, ripped a bases loaded triple off the Phillies' Mark Leiter for his first career RBI...hit .192 in 14 games before being optioned back to Portland on July 28...hit .375 with two homers and 11 RBI in the EL postseason...following the season, played for Peoria of the Arizona Fall League, batting .313 with three home runs and 20 RBI...ranked third in the league with 32 runs scored.

1996—after playing for Team USA in the Atlanta Olympics, he made his professional debut by appearing in 17 games for Single-A Kane County...hit .283 with two home runs and eight RBI.

Personal/Miscellaneous

Mark Steven Kotsay was originally signed by David Finley...he and his wife Jamie were married following the 2000 season...has two daughters, Grace and Sienna...along with Eric Chavez, co-hosts an annual Bowling Bash to benefit the Boys and Girls Club of Oakland...also donates game tickets to various charities each season...was present with the annual "Good Guy Award" by the Bay Area Chapter of the BBWAA in 2004...in 2002, received the Chairman's Award, presented annually by the Padres' Community Relations Department, to the player who best exemplifies the community spirit of John Moores and his family...before being drafted, studied political science and starred as an outfielder and closer at Cal State-Fullerton, where he was named 1995 national Player of the Year after leading the Titans to the College World Series title...in addition to earning CWS Most Valuable Player honors and Collegiate Baseball's co-Player of the Year Award as a sophomore in 1995, won the Rotary Smith Award and was named First Team All-America by *Baseball America*...was a member of the 1996 U.S. Olympic Baseball team and won the 1996 Golden Spikes Award, presented annually to the nation's top amateur player...as a U.S. Olympian in 1996, he hit .303 (10 for 33) with four doubles, three homers, six RBI and 10 runs scored in the Atlanta games...was honored as Big West Player of the Year in 1994 and 1995...slammed two homers, drove in five runs and worked the final 1.2 innings on the mound to close out an 11-5 win over USC in the championship game of the College World Series in 1995...saved game one of the Series, a 6-5 win over Stanford...was the first player to hit two CWS grand slams...was 2-0 with 11 saves and a 0.31 ERA in 21 mound appearances in 1995...graduated from Santa Fe (CA) High School.

Lifetime Playing Record

Year	Club	AVG.	G	AB	R	H	2B	3B	HR	RBI	SH	SF	HP	BB	SO	SB	CS	SLG	OBP	E
1996	Kane County	.283	17	60	16	17	5	0	2	8	0	1	1	16	8	3	0	.467	.436	0
1997	Portland	.306	114	438	103	134	27	2	20	77	0	3	0	75	65	17	5	.514	.405	2
	FLORIDA	.192	14	52	5	10	1	1	0	4	1	0	4	7	3	0	.250	.250	0	
1998	FLORIDA	.279	154	578	72	161	25	7	11	68	7	3	1	34	61	10	5	.403	.318	6
1999	FLORIDA	.271	148	495	57	134	23	9	8	50	2	9	0	29	50	7	6	.402	.306	5
2000	FLORIDA	.298	152	530	87	158	31	5	12	57	2	4	0	42	46	19	9	.443	.347	3
2001	SAN DIEGO	.291	119	406	67	118	29	1	10	58	1	3	2	48	58	13	5	.441	.366	4
2002	SAN DIEGO	.292	153	578	82	169	27	7	17	61	2	4	3	59	89	11	9	.452	.359	4
2003	SAN DIEGO	.266	128	482	64	128	28	4	7	38	1	1	1	56	82	6	3	.384	.343	3
2004	OAKLAND	.314	148	606	78	190	37	3	15	63	5	5	2	55	70	8	5	.459	.370	6
2005	OAKLAND	.280	139	582	75	163	35	1	15	82	2	4	1	40	51	5	5	.421	.325	4
2006	OAKLAND	.275	129	502	57	138	29	3	7	59	4	6	2	44	55	6	3	.386	.332	4
AL Totals		.291	416	1690	210	491	101	7	37	204	11	15	5	139	176	19	13	.424	.343	14
NL Totals		.281	868	3121	434	878	164	34	65	336	16	24	7	272	393	69	37	.418	.338	25
ML Totals		.285	1284	4811	644	1369	265	41	102	540	27	39	12	411	569	88	50	.420	.340	39

Career Transactions

1996 — Selected by the Florida Marlins organization in the 1st round (9th selection overall) of the free agent draft, June 2. **2001** — Traded to the San Diego Padres with outfielder Cesar Crespo in exchange for right handed pitchers Matt Clement and Omar Ortiz and outfielder Eric Owens, March 28. On disabled list, April 16 to May 1. **2003** — On disabled list, May 19 to June 5. Traded to the Oakland Athletics organization for catcher Ramon Hernandez and outfielder Terrence Long, November 26.

Division Series Record

Year	Club/Opp.	AVG.	G	AB	R	H	2B	3B	HR	RBI	SH	SF	HP	BB	SO	SB	CS	SLG	OBP	E
2006	OAK vs. MIN	.143	3	14	2	2	0	0	1	2	0	0	0	0	2	0	0	.357	.143	0

League Championship Series Record

Year	Club/Opp.	AVG.	G	AB	R	H	2B	3B	HR	RBI	SH	SF	HP	BB	SO	SB	CS	SLG	OBP	E
2006	OAK vs. DET	.250	4	16	3	4	2	0	0	0	0	0	0	2	3	0	0	.375	.333	0

FRONT OFFICE
2007 ATHLETICS
REVIEW
RECORDS
HISTORY
OPONENTS
PLAYER DEVELOPMENT
MISCELLANEOUS

vs. The American League

2006 AVG.	AB	H	HR	RBI	CAREER vs. TEAM	AVG.	AB	H	HR	RBI
.125	8	1	0	1	Baltimore	.235	119	28	1	6
.474	38	18	0	7	Boston	.377	159	60	3	29
.250	24	6	0	1	Chicago	.276	116	32	3	11
.444	27	12	1	4	Cleveland	.422	90	38	2	12
.179	28	5	1	4	Detroit	.234	77	18	3	10
.200	35	7	0	5	Kansas City	.258	93	24	1	11
.225	71	16	0	5	Los Angeles	.247	194	48	1	12
.150	20	3	1	2	Minnesota	.230	87	20	2	9
.313	32	10	1	3	New York	.267	131	35	1	10
—	0	0	0	0	Oakland	.444	9	4	1	2
.333	63	21	1	9	Seattle	.323	269	87	5	37
.286	14	4	0	1	Tampa Bay	.317	161	51	4	25
.274	62	17	1	8	Texas	.291	234	68	8	30
.360	25	9	1	5	Toronto	.270	122	33	2	6

vs. The National League

2005 AVG.	AB	H	HR	RBI	CAREER vs. TEAM	AVG.	AB	H	HR	RBI
.000	13	0	0	0	Arizona	.234	214	50	1	14
—	0	0	0	0	Atlanta	.289	197	57	3	23
—	0	0	0	0	Chicago	.262	164	43	5	17
—	0	0	0	0	Cincinnati	.273	150	41	6	22
.000	8	0	0	0	Colorado	.299	268	80	10	43
—	0	0	0	0	Florida	.224	49	11	0	3
—	0	0	0	0	Houston	.344	154	53	2	14
—	0	0	0	0	Los Angeles	.243	272	66	7	25
—	0	0	0	0	Milwaukee	.357	126	45	6	24
—	0	0	0	0	New York	.292	178	52	4	17
—	0	0	0	0	Philadelphia	.258	217	56	5	24
—	0	0	0	0	Pittsburgh	.292	137	40	0	16
—	0	0	0	0	St. Louis	.265	155	41	5	17
.000	10	0	0	0	San Diego	.216	116	25	2	6
.375	24	9	0	4	San Francisco	.279	330	92	3	33
—	0	0	0	0	Washington	.318	223	71	6	32

Monthly Breakdown

2006 AVG.	AB	H	HR	RBI	CAREER by MONTH	AVG.	AB	H	HR	RBI
—	0	0	0	0	March	.500	8	4	0	1
.261	88	23	1	9	April	.270	733	198	12	75
.277	119	33	3	11	May	.281	836	235	13	79
.211	76	16	2	8	June	.287	823	236	21	103
.293	99	29	1	13	July	.280	902	253	18	109
.292	65	19	0	8	August	.276	800	221	21	90
.302	53	16	0	9	September	.313	683	214	17	81
1.000	2	2	0	1	October	.308	26	8	0	2

Batting Breakdown

2006 AVG.	AB	H	HR	RBI	CAREER by CATEGORY	AVG.	AB	H	HR	RBI
.283	244	69	1	22	Home	.288	2322	669	44	243
.267	258	69	6	37	Road	.281	2489	700	58	297
.308	185	57	2	31	Day	.296	1484	440	37	193
.256	317	81	5	28	Night	.279	3327	929	65	347
.274	481	132	6	55	Grass	.284	4284	1218	90	472
.286	21	6	1	4	Turf	.287	527	151	12	68
.246	321	79	6	30	Pre-ASG	.283	2693	762	52	295
.326	181	59	1	29	Post-ASG	.287	2118	607	50	245
.265	117	31	3	14	vs. LHP	.287	1207	347	23	147
.278	385	107	4	45	vs. RHP	.284	3604	1022	79	393
.257	113	29	1	46	RISP	.267	1068	285	20	397
.357	14	5	0	12	Bases Loaded	.310	113	35	3	91
.500	2	1	0	1	Pinch Hitter	.411	56	23	3	12
.333	3	1	0	0	Designated Hitter	.333	12	4	0	0

FRONT OFFICE

Ballpark Breakdown

	AVG.	AB	H	HR	RBI
3Com Park	.300	30	9	0	2
Ameritrust Field	.280	118	33	4	16
Angel Stadium of Anaheim	.252	103	26	1	7
Astrodome	.286	21	6	0	2
AT&T Park	.248	137	34	1	11
Busch Stadium I	.240	104	25	4	15
Camden Yards	.247	85	21	0	2
Chase Field	.245	106	26	1	12
Cinergy Field	.276	76	21	3	12
Comerica Park	.242	33	8	2	8
Coors Field	.317	161	51	8	32
County Stadium	.278	18	5	1	3
Dodger Stadium	.230	126	29	2	11
Dolphin Stadium	.270	843	228	15	89
Fenway Park	.386	88	34	0	14
Great American Ball Park	.000	1	0	0	0
Jacobs Field	.446	65	29	2	9
Kauffman Stadium	.260	50	13	0	9
McAfee Coliseum	.298	794	237	14	88
Metrodome	.189	37	7	0	4
Miller Park	.417	24	10	1	4
Minute Maid Park	.377	61	23	2	9
Olympic Stadium	.321	109	35	2	14
PETCO Park	.000	10	0	0	0
PNC Park	.286	21	6	0	2
Qualcomm Stadium	.290	753	218	17	72
RFK Stadium	.167	12	2	0	1
Rogers Centre	.255	47	12	2	5
Safeco Field	.271	133	36	5	19
Shea Stadium	.296	71	21	1	5
Three Rivers Stadium	.259	54	14	0	9
Tropicana Field	.344	96	33	3	13
Turner Field	.292	106	31	2	12
U.S. Cellular Field	.328	58	19	2	7
Veterans Stadium	.262	107	28	3	11
Wrigley Field	.274	73	20	3	8
Yankee Stadium	.238	80	19	1	3

2007 ATHLETICS

REVIEW

RECORDS

HISTORY

OPPONENTS

PLAYER DEVELOPMENT

MISCELLANEOUS

Fielding Statistics

First Base

YEAR	PCT.	G	PO	A	E	TC	DP
1998	1.000	3	3	1	0	4	0
1999	1.000	19	104	8	0	112	9
2000	1.000	2	1	0	0	1	0
2006	.933	4	28	0	2	30	6
Totals	.986	28	136	9	2	147	15

Outfield

YEAR	PCT.	G	PO	A	E	TC	DP
1997	1.000	14	31	2	0	33	1
1998	.984	145	347	20	6	373	2
1999	.981	129	245	19	5	269	5
2000	.990	142	288	14	3	305	3
2001	.986	111	277	4	4	285	1
2002	.989	147	349	11	4	364	3
2003	.991	126	324	13	3	340	4
2004	.984	145	347	11	6	364	4
2005	.987	137	299	7	4	310	3
2006	.993	127	281	6	2	289	2
Totals	.987	1223	2788	107	37	2932	28

Kotsay's Career Highs

Hits: 5 (twice), April 30, 2005 vs. Seattle; June 22, 1998 at Tampa Bay; 4 (15 times), last time: July 16, 2006 at Boston
Runs: 4, May 29, 2002 vs. Colorado
Doubles: 3, April 22, 1998 vs. Colorado
Triples: 1 (41 times), last: September 15, 2006 vs. Chicago (AL)
Home Runs: 2 (three times), September 6, 2004 vs. Boston; July 24, 2004 vs. Texas; September 22, 2002 vs. Los Angeles
Runs Batted In: 4 (eight times), last time: September 6, 2006 vs. Texas
Walks: 4, May 13, 2001 vs. Florida
Strikeouts: 4 (three times), last: September 14, 2003 at Los Angeles
Stolen Bases: 2 (eight times), last: June 10, 2006 at New York (AL)
Hitting Streak: 16, July 22 to August 18, 2006; 16, May 24 to June 9, 2002; 15, September 13 to 28, 2004
Hitless Streak (At Bats): 29, June 25 to July 3, 2006

Kotsay's Career Home Run Chart

Multi-Homer Games: 3, last: September 6, 2004 vs. Boston. **Three-Homer Games:** None. **Two-Homer Games:** 3, last: September 6, 2004 vs. Boston. **Grand Slams:** 3, August 4, 2002 vs. Cincinnati (Ryan Dempster); June 21, 2000 vs. Milwaukee (Valerio de los Santos); September 6, 1999 vs. Los Angeles (Ismael Valdes). **Pinch-Hit Home Runs:** 3, August 9, 2002 at Cincinnati (Scott Sullivan); June 20, 1999 at Colorado (Dave Veres); August 26, 1998 at St. Louis (Jeff Brantley). **Inside-The-Park Home Runs:** None (Note: Had an ITPHR in Game 2 of the 2006 ALDS on October 4 at Minnesota off Dennis Reyes). **Game Ending Home Runs:** 2, June 2, 2004 vs. Chicago (AL) (Jon Adkins); June 30, 1999 vs. New York (NL) (Armando Benitez). **Lead Off Home Runs:** 8, June 6, 2006 at Cleveland (Jake Westbrook), September 23, 2004 at Texas (Chan Ho Park); September 6, 2004 vs. Boston (Bronson Arroyo); August 12, 2004 vs. Detroit (Mike Maroth); July 21, 2004 at Seattle (Travis Blackley); September 22, 2002 vs. Los Angeles (Omar Daal); May 2, 2000 at San Diego (Matt Clement); April 22, 2000 vs. Philadelphia (Paul Byrd).

Lead Off Home Runs

Of Mark Kotsay's eight career lead off home runs, five have come in an A's uniform, trailing only Rickey Henderson (43) and Bert Campaneris (10) on the A's all-time career list.

Esteban Loaiza

25



Right-Handed Pitcher

Height/Weight: 6-2 / 228

Bats/Throws: Right / Right

Birthdate: December 31, 1971

Opening Day Age: 35

Birthplace/Resides: Tijuana, Mexico / Southlake, Texas

Major League Service: 11 years, 52 days

Obtained: Signed as a free agent, November 28, 2005

Contract Status: Second year of a three-year contract through 2008 with a club option for 2009.

2006 Highlights

Was signed by the A's to a three-year contract during the off season and struggled the first month of the season...went on the disabled list in May but returned in June and ranked among the American League leaders in wins the rest of the way...went 0-3 with an 8.35 ERA (17 er in 18.1 ip) in four starts in the month of April and was placed on the 15-day DL on May 1, retroactive to April 29 with a strained left trapezius muscle...was reinstated from the DL on June 8 and went 11-6 with a 4.42 ERA (67 er in 136.1 ip) in 22 starts the rest of the way...the 11 wins tied for fourth most in the AL over that span...was 11-9 with a 4.89 ERA in 26 starts overall...the wins equaled the third best total of his career and he put together his fourth consecutive 10-win season...it was his seventh career season with 10 or more wins and he now has 123 career wins, which are second most ever by a Mexican born pitcher to Fernando Valenzuela's 173...was 7-3 with a 3.71 ERA (32 er in 77.2 ip) and six home runs allowed in 12 starts in Oakland and 4-6 with a 6.08 ERA (52 er in 77.0 ip) and 11 home runs allowed in 14 starts on the road...went 6-0 with a 2.03 ERA (10 er in 44.1 ip) over his final six home starts beginning on August 7...his road ERA was fourth highest among AL pitchers with 60 or more innings pitched...now has a 69-50 career record in his home ballparks compared to 54-58 on the road...was 3-5 with a 6.43 ERA (40 er in 56.0 ip) and 10 home runs allowed in 10 starts before the All-Star Break and 8-4 with a 4.01 ERA (44 er in 98.2 ip) and seven home runs allowed in 16 starts after the break...struck out 25 batters in 56.0 innings before the break (4.0 per nine innings) and 72 in 98.2 innings after the break (6.6 per nine innings)...tied for fifth in the AL in wins after the break...allowed a .288 opponents batting average, which broke down to .265 (93 for 270) against right-handed hitters and .319 (86 for 270) against left-handed hitters...his opponents average increased to .313 (47 for 150) with runners in scoring position...allowed 17 home runs, but 13 of those were solo shots...allowed a .331 (51 for 154) opponents batting average to hitters leading off an inning, which ranked third highest in the AL...has yielded a .333 (124 for 372) average to hitters leading off an inning over the last two years...allowed a .266 (102 for 384) opponents batting average over his first 60 pitches in a game and .325 (77 for 237) after that...allowed a .158 (12 for 76) batting average to the opponents number two hitter...was 5-3 with a 3.97 ERA (25 er in 56.2 ip) and two home runs allowed in nine starts during the day and 6-6 with a 5.42 ERA (59 er in 98.0 ip) and 15 home runs allowed in 17 starts at night...went 5-2 with a 3.54 ERA (21 er in 53.1 ip) in eight starts against AL East teams compared to 6-7 with a 5.60 ERA (63 er in 101.1 ip) in 18 starts against everyone else...was 1-2 with a 6.98 ERA (15 er in 19.1 ip) in three interleague starts and is now 10-15 with a 5.85 ERA (116 er in 178.1 ip) in 38 career interleague appearances, 27 starts...his 15 career losses are the most in ML history in interleague games...the A's were 15-11 (.577) in his starting assignments and his teams are 173-150 (.536) in his career starting assignments...tossed seven or more innings just eight times but was 8-0 with a 1.58 ERA (11 er in 62.2 ip) in those starts...six of those came over his last 10 starts...allowed two runs or fewer eight times, including seven times over his last 12 starts, and walked two batters or fewer in 21 of his 26 starts...missed part of Spring Training as he pitched for Mexico in the World Baseball Classic...was 1-1 with a 5.00 ERA (9.0 ip, 10 h, 5 r, 5 er, 5 bb, 4 so, 1 hr) in two WBC starts...defeated Canada in the first round and then lost to Japan in round two...was charged with the 100th loss of his career in his first start, a 6-2 A's loss at Seattle on April 6...made his 300th career start on April 18 against Detroit...left his start on April 23 against Los Angeles with two outs in the fourth inning with spasms in his left trapezius muscle...was the starting pitcher on April 29 at Kansas City in a game that was rained out with the Royals batting in the third inning and leading 6-0 (1.1 ip, 4 h, 5 r, 5 er, 6 bb)...lost all three of his decisions in April and is now 0-5 with a 5.65 ERA (32 er in 51.0 ip) in nine starts in April over the last two years...missed the month of May while he was on the DL and made two rehab appearances at Triple-A Sacramento on May 31 at Las Vegas and June 4 against Las Vegas...was 1-1 with a 5.87 ERA (7.2 ip, 11 h, 5 r, 5 er, 2 bb, 4 so) with the River Cats before he was reinstated from the DL on June 5...fired a complete game six-hitter in the A's 10-4 win at San Francisco on June 25...tossed just 97 pitches, his fewest ever in a complete game...is was his 13th career complete game, his first since May 9, 2004 at Toronto, a span of 61 consecutive starts without a complete game...went 3-1 with a 4.91 ERA (14 er in 25.2 ip) in four starts in June but then went 1-3 with a 7.26 ERA (25 er in 31.0 ip) in six starts in July...allowed a career high tying four home runs, all solo, in a no decision on July 6 against Los Angeles...issued a career high tying six walks on July 13 at Boston...was 4-7 with a 6.50 ERA...322 opponents batting average and 12 home runs allowed over his first 15 starts...then went 7-2 with a 3.15 ERA (26 er in 74.1 ip)...248 (70

Most Wins by a Mexican-Born Pitcher

173	Fernando Valenzuela
123	Esteban Loaiza
104	Ismael Valdez
94	Teddy Higuera
68	Armando Reynoso

Most Wins in the American League Since June 8

14	Garland, CWS
14	Santana, MIN
13	Wang, NYY
11	Blanton, OAK
11	Loaiza, OAK
11	Santana, LAA

for 282) opponents batting average and five home runs allowed over his final 11 starts beginning on August 7...the seven wins tied with five other pitchers for the most in the AL over that span and the ERA was sixth best...was named AL Pitcher of the Month for August after going 4-0 with a 1.48 ERA (42.2 ip, 35 h, 8 r, 7 er, 4 bb, 31 so, 1 hr) in six starts...the ERA was the lowest in the Major Leagues and the wins tied

for second in the AL...it was the second time in his career he won Pitcher of the Month honors (April, 2003 with Chicago)...had a season best five-game winning streak from August 7 to September 3 and posted a 1.19 ERA during the streak...allowed one run or less in five consecutive starts from August 13 to September 3, the first time he has done that in his career...tossed a four-hit shutout in a 6-0 A's win at Toronto on August 23, the 14th complete game of his career and sixth shutout...it was his first shutout since April 18, 2004, a span of 76 starts without a shutout...followed that up with seven scoreless innings on August 28 against Boston for a 16.0 inning scoreless streak...had a 28.2 inning streak without an earned run from August 13 to 28, which was the eighth longest such streak in Oakland history and the longest by an A's pitcher since Cory Lidle set the Oakland record with a streak of 43.0 innings from August 4-31, 2002...tossed 8.0 innings on September 3 against Baltimore to go over the 2000 mark in his career...made his final start of the season on September 29 at Los Angeles on just three days rest to set up the rotation for the post season...allowed three runs in four innings and took the loss...it was his 21st career start on three days rest and he is 12-3 with a 4.00 ERA (56 er in 126.0 ip) in those starts...his 21 starts on three days rest are tied for third most in the Majors since he made his debut in 1995 (Wakefield, 29, Mulholland 23)...went 0-1 with a 7.36 ERA in two postseason starts...had a no decision in the A's 5-2 win at Minnesota in Game 2 of the ALDS (5.0 ip, 8 h, 2 r, 2 er, 2 so)...took the loss in the A's 8-5 loss in Game 2 of the ALCS against Detroit (6.0 ip, 9 h, 7 r, 7 er, 1 bb, 5 so).

Career

2005—Won 12 games after signing with the Nationals as a free agent despite suffering from the eighth worst run support in the National League at 3.90...paced Nationals starters in strikeout-to-walk ratio (3.15 to 1)...led the ML in called third strikes (89) and percentage of third strikes called (51.4%)...11 of his 12 wins came after June 1...allowed two earned runs or less nine times in his 10 losses and 12 no decisions...went 5-5 with a 3.57 ERA before the All-Star break and 7-5 with a 3.99 ERA after the break...led the Nationals in post-All-Star break wins (7)...closed strong, going 3-0 with a 3.95 ERA in September with a strikeout-to-walk ratio of 7.6 to 1 (5 bb, 38 so)...pitched on three days rest on three occasions in 2005, going 2-0 with a 1.69 ERA...the two wins on three days rest came on August 21 from New York and September 4 vs. Philadelphia...went four-plus games and 33.0 innings without walking a batter, September 4-28...threw 100 or more pitches 16 times, including a season-high 128 on September 4 vs. Philadelphia...posted three wins against New York but did not beat any other club more than once...went 6-4 with a 2.86 ERA at RFK Stadium...Washington went 18-16 with Loaiza on the mound...retired 12 straight to begin the game in his Nationals debut, April 7 at Philadelphia...settled for no decision as Philadelphia plated three in the sixth inning...in all, allowed four runs on five hits in 6.2 innings...matched his career high with 11 strikeouts and took a shutout into the ninth inning on April 27 vs. Philadelphia, but suffered the loss when Jimmy Rollins led off the final inning with a home run...went without a win for five straight starts from May 8 to June 2, despite posting a solid 3.40 ERA...missed a scheduled start on June 19 at Texas with a sore neck...pitched (6.0 scoreless innings) and hit (two-run double in the second inning was game-winning RBI and his first RBI of any kind since July 2, 1998 vs. Detroit) the Nationals to a 3-0 win on June 24 vs. Toronto...with his 103rd career win on June 24 vs. Toronto—which came in front of President Bush who was attending the game—claimed sole possession of second place on the all-time win list among Mexican-born pitchers...moved past Ismael Valdez, who was on Florida's DL at the time...ended a four-start winless string by nabbing the win, August 12 at Colorado...pitching on three days rest (first Nationals starter to do so), he earned the win on August 21 in a 7-4 victory at New York...earned the win and matched his career high with 11 strikeouts in a 6-1 win on September 4 vs. Philadelphia.

2004—Pitched for the Chicago White Sox and New York Yankees and was named to his second straight American League All-Star team...his 10th and final win of season, which came while pitching for the Yankees on September 21 vs. Toronto, was also career victory number 100...his 100th win came on his seventh try...won each of his first three starts with Chicago, April 7-18, including his second career two-hit shutout on April 18 at Tampa Bay...did not take a loss until May 4 at Baltimore...his season-best nine-strikeout performance on May 26 vs. Texas included his 1,000th career strikeout (Alfonso Soriano)...won four consecutive decisions from May 20-June 27...was 8-4 with a 4.77 ERA upon being named an AL All-Star by Anaheim skipper Mike Scioscia...representing the ChiSox, he worked 1.0 scoreless inning in the Mid-Summer Classic at Minute Maid Park...was acquired by New York at the trade deadline, July 31, in exchange for right handed pitcher Jose Contreras and cash considerations...went 0-2 with a 7.30 ERA in five August starts for the Bronx Bombers before making his first relief appearance of the season on August 31 vs. Cleveland...went 1-2 with an 8.50 ERA in 10 games, six starts, for New York...rebounded by posting a 1.08 ERA in three postseason games for the Yankees...worked a team season-high 4.2 innings of relief on September 26 at Boston.

2003—Finished second in American League Cy Young Award voting after going 21-9 with a 2.90 ERA in his first season with the Chicago White Sox...became the seventh pitcher (11th time) in ChiSox history to win 20 games...also joined fellow countryman Fernando Valenzuela as the only Mexican-born pitchers to win as many as 21 games in a season...with 207 strikeouts, he became the first Sox pitcher since Early Wynn (179 in 1958) to lead the AL in that category...his strikeout total was the eighth-highest in club history...was named to Baseball America's First Team postseason All-Star team...received votes for the AL Most Valuable Player Award, finishing in a tie for 23rd...set career highs in every category including wins (21), strikeouts (207) and innings (226.1)...ranked among the AL leaders in strikeouts per nine innings (2nd, 8.23), wins (tied for 2nd), ERA (3rd), batting average against with RISP (3rd, .192), batting average against (4th, .233), opponents slugging (.4th, .350), on-base percentage allowed (5th, .286), baserunners per nine innings (5th, 10.4), starts (tied for 5th, 34), innings (6th, 226.1), strikeout-to-walk ratio (6th, 3.7 to 1) and winning percentage (tied for 7th, .700)...also ranked among the AL leaders in wins at home (t-1st, 12), home runs per nine innings (3rd, 0.68) and walks per nine innings (10th, 2.23)...posted an ERA of 2.65 or lower in four of the season's six months...was named to his first All-Star Team, becoming the first White Sox pitcher since Wynn in 1959 to earn the starting nod at the Midsummer Classic...threw 2.0 scoreless innings, allowing one hit with one strikeout but did not figure in the decision...was 11-5 with an AL-best 2.21 ERA at the break...right-handers hit .191, which ranked second lowest in the AL, and lefties batted .259...Sox were 23-11 in his starts...lost a pair of 1-0 games (both to Detroit) and left with the lead in three of his four no-decisions...struck out a career-high tying 11 batters on April 17 vs. Kansas City...earned his 21st win in the final game of the season on September 28 at Kansas City...did not allow a hit until one out in the seventh inning...went 9-4 with a 2.46 ERA in 16 road starts...his road ERA ranked second in the AL and the wins tied for fourth...went 5-0 with a 1.25 ERA in April to earn AL Pitcher of the Month honors, his first career award...the five wins in April and August matched his career best for single month...was named AL Pitcher of the Week for April 21-27, going 2-0 with a 1.17 ERA (no walks, 16 strikeouts)...tossed his 10th career complete game in a 1-0 loss on July 10 at Detroit...was the first White Sox pitcher since Danny Darwin in 1997 to make the starting rotation as a non-roster invitee.

2002—Led Toronto's staff in complete games (3) and was second in innings (151.1)...received an average of 6.2 runs of support per nine innings...his ERA was 4.90 at home and 6.90 on the road...was 2-3 with a 3.75 ERA during the day compared to 7-7 with a 6.62 ERA at night...Toronto went 13-12 in his starts...opponents hit .309 overall...opened the season on the 15-Day DL with tightness in his right shoul-

der...made five rehabilitation starts between Single-A Dunedin, Double-A Tennessee and Triple-A Syracuse, going 2-0 with a 1.52 ERA and 19 strikeouts...was activated from the DL on May 14 and made his season debut the same day vs. Seattle...earned the win, allowing three runs in 6.1 innings...tossed a career best two-hit complete-game shutout on May 19 vs. Oakland...his career-best 18.1 consecutive scoreless innings streak ended on May 25 vs. Cleveland when Travis Fryman hit a three-run home run in the eighth inning...was 3-1 with a 2.40 ERA in May but was 0-4 with a 7.55 ERA in his next four decisions...tossed his second and third complete games on August 29 vs. New York and September 26 vs. Baltimore.

2001—Matched his then career best with 11 wins...ranked third in the American League in hits allowed (239), sixth with a 2.75 strikeout-to-walk ratio (110 so, 40 bb) and tied for sixth in home runs allowed (27)...set a club record for Opening Day with nine strikeouts in an 8-1 victory, April 1 vs. Texas in Puerto Rico...his four April wins tied a club record...went 5-9 with a 5.60 ERA in the first half and 6-2 with a 4.26 ERA after the break...held opponents to a .237 average with RISP...tossed 29.2 innings without a walk from July 25-August 22...tossed a five-hit complete game shutout, September 2 vs. Detroit...posted a 3.86 ERA in six relief appearances.

2000—Combined to go 10-13 with a 4.56 ERA in 34 games between Texas and Toronto...began the season with the Rangers, appearing in 20 games (17 starts)...made 16 quality starts for the two clubs...was traded to Toronto on July 19 in exchange for Darwin Cubillan and Mike Young...made 14 starts with Toronto...ERA was 5.19 prior to the break and 3.90 after...posted his second career shutout and fanned a career-high 11 on September 8 vs. Detroit...tossed 2.0 scoreless innings for his first Major League save on June 25 against Tampa Bay.

1999—Worked in starter and relief role for Texas...was 8-4 with a 3.83 ERA in 15 starts and 1-1 with a 6.91 ERA in 15 relief appearances...all nine wins came after the All-Star break...issued just 2.99 walks per nine innings...retired 14 of 15 first batters faced out of the bullpen...allowed 6 of 19 (31.6%) inherited runners to score...won a career-high seven straight games from July 19-August 25...missed nearly two months (May 12 to July 4) with a broken right hand...made two rehabilitation starts with Triple-A Oklahoma of the Pacific Coast League...started Game 3 of the ALDS vs. New York, but took the loss, allowing three earned runs in 7.0 innings.

1998—Spent time with both Pittsburgh and Texas...appeared in 21 games (14 starts) with Pittsburgh...also made 14 starts with Texas...opened the season in the Pirates rotation...went 4-5 with a 4.94 ERA as a starter and 2-0 with a 2.03 ERA in relief...was traded to the Rangers on July 17 in exchange for right handed pitcher Todd Van Poppel and infielder Warren Morris...started on one day of rest on September 15 after allowing six earned runs in a 1.2-inning start on September 13 at Tampa Bay.

1997—Won a then career-high 11 games with Pittsburgh...tied for third in the National League in hit batters (12)...started the season 4-0...became the first Pittsburgh pitcher to win his first four decisions since Randy Tomlin in 1992...made 21 quality starts...went 4-0 with a 4.91 ERA during the day and 7-11 with a 3.95 ERA at night...averaged 2.6 walks and 5.6 strikeouts per nine innings...Pittsburgh went 18-15 in his starts.

1996—Was recalled by Pittsburgh on June 7 and made his 1996 debut on June 10 at San Francisco...made two starts before being optioned to Triple-A Calgary of the International League on June 19...was recalled a second time on August 22...went 0-3 with a 9.95 ERA at home, as opposed to 2-0 with a 2.14 ERA on the road...tossed his first career complete-game shutout on September 13 at San Francisco...went 2-1 with a 2.10 ERA over final five starts...began the season at Calgary...ranked fourth in the Pacific Coast League in shutouts (1)...was loaned to Mexico City from June 19-August 13.

1995—Tied for the National League lead in starts (31) and tied for fourth among NL rookies with eight wins...earned the victory in his Major League debut on April 29 at Philadelphia...also recorded his first ML hit, a single off Tyler Green, in the same game...posted a 2.88 ERA during a four-game win streak from June 20-July 9, including his first career complete game on July 9 vs. New York.

1994—Spent the entire season at Double-A Carolina in the Southern League...led his team in wins (10) and ranked fifth in the SL in strikeouts (115)...compiled a 3.8 to 1 strikeout-to-walk ratio.

1993—Split the season between Single-A Salem of the South Atlantic League, Double-A Carolina of the Southern League and Mexico City of the independent Mexican Summer League...began the year at Salem...ranked fifth in the Carolina League with three complete games...was selected to pitch in the Carolina League All-Star Game.

1992—Spent the entire season at Single-A Augusta of the South Atlantic League...led the club in wins (10), starts (25) and complete games (3)...allowed 8.4 hits per nine innings (134 hits in 143.1 innings).

1991—Made an impressive professional debut with Bradenton of the Rookie-level Gulf Coast League...paced the GCL with one shutout...his five wins ranked fifth in the GCL.

Personal/Miscellaneous

Esteban Antonio Loaiza Veyna...has a son, Sage...was a special guest of Mexican President Vicente Fox at the Los Pinos Presidential compound in Mexico City in January 2004...also visited the Little Village Academy in honor of Hispanic Heritage Month...born in Tijuana, but graduated from Mar Vista High School in Imperial Beach, California.

The American League's Best in August

Esteban Loaiza earned American League Pitcher of the Month honors last August after going 4-0 with a 1.48 ERA (7er in 42.2ip) in six starts. His earned run average for the month was the lowest in the Majors and the wins tied for second in the AL. It was the second time in his career he earned AL Pitcher of the Month honors (April 2003).

Lifetime Pitching Record

Year	Club	W	L	ERA	G	GS	CG	SHO	SV	IP	H	R	ER	HR	HB	BB	IBB	SO	WP	BK
1991	GCL Pirates	5	1	2.26	11	11	1	1	0	51.2	48	17	13	0	5	14	0	41	2	1
1992	Augusta	10	8	3.89	26	25	3	0	0	143.1	134	72	62	7	10	60	0	123	7	4
1993	Salem	6	7	3.39	17	17	3	0	0	109.0	113	53	41	7	4	30	0	61	8	0
	Mexico City (Mex.)	1	1	5.18	4	3	0	0	0	24.1	32	18	14	3	0	4	0	15	0	0
	Carolina	2	1	3.77	7	7	1	0	0	43.0	39	18	18	5	0	12	0	40	3	0
1994	Carolina	10	5	3.79	24	24	3	0	0	154.1	169	69	65	15	5	30	0	115	1	1
1995	PITTSBURGH	8	9	5.16	32	31	1	0	0	172.2	205	115	99	21	5	55	3	85	6	1
1996	Calgary	3	4	4.02	12	11	1	1	0	69.1	61	34	31	5	3	25	2	38	0	0
	PITTSBURGH	2	3	4.96	10	10	1	1	0	52.2	65	32	29	11	2	19	2	32	0	0
	Mexico City (Mex.)	0	0	2.43	5	5	0	0	0	33.1	28	12	9	1	2	14	0	16	1	0
1997	PITTSBURGH	11	11	4.13	33	32	1	0	0	196.1	214	99	90	17	12	56	9	122	2	3
1998	PITTSBURGH	6	5	4.52	21	14	0	0	0	91.2	96	50	46	13	3	30	1	53	1	2
	TEXAS	3	6	5.90	14	14	1	0	0	79.1	103	57	52	15	2	22	3	55	3	0
1999	TEXAS	9	5	4.56	30	15	0	0	0	120.1	128	65	61	10	0	40	2	77	2	0
	Oklahoma	0	0	0.00	2	2	0	0	0	4.1	3	0	0	0	0	3	0	6	0	0
2000	TEXAS	5	6	5.37	20	17	0	0	1	107.1	133	67	64	21	3	31	1	75	1	0
	TORONTO	5	7	3.62	14	14	1	1	0	92.0	95	45	37	8	10	26	0	62	0	0
2001	TORONTO	11	11	5.02	36	30	1	1	0	190.0	239	113	106	27	9	40	1	110	1	1
2002	Dunedin	0	0	0.00	2	2	0	0	0	5.0	2	0	0	0	0	2	0	2	0	0
	Syracuse	0	0	2.08	1	1	0	0	0	4.1	4	1	1	0	0	0	0	4	0	0
	Tennessee	2	0	1.88	2	2	0	0	0	14.1	10	3	3	0	0	1	0	13	0	0
	TORONTO	9	10	5.71	25	25	3	1	0	151.1	192	102	96	18	4	38	3	87	1	0
2003	CHICAGO (AL)	21	9	2.90	34	34	1	0	0	226.1	196	75	73	17	10	56	2	207	3	1
2004	CHICAGO (AL)	9	5	4.86	21	21	2	1	0	140.2	156	81	76	23	1	45	3	83	2	0
	NEW YORK (AL)	1	2	8.50	10	6	0	0	0	42.1	61	43	40	9	2	26	2	34	2	0
2005	WASHINGTON	12	10	3.77	34	34	0	0	0	217.0	227	93	91	18	5	55	3	173	6	0
2006	OAKLAND	11	9	4.89	26	26	2	1	0	154.2	179	92	84	17	5	40	3	97	2	0
	Sacramento	1	1	5.87	2	1	0	0	0	7.2	11	5	5	0	1	2	0	4	0	0
AL Totals		84	70	4.75	230	202	11	5	1	1304.1	1482	740	689	165	46	364	20	888	17	2
NL Totals		39	38	4.37	130	121	3	1	0	730.1	807	389	355	80	27	215	18	464	15	6
ML Totals		123	108	4.62	360	323	14	6	1	2034.2	2289	1129	1044	245	73	579	38	1352	33	8

Career Transactions

1991 — Signed by the Pittsburgh Pirates organization as a non-drafted free agent, March 21. 1993 — Loaned to the Mexico Reds, May 7; returned, May 28. 1998 — Traded to the Texas Rangers for right handed pitcher Todd Van Poppel and infielder Warren Morris, July 17. 1999 — On disabled list, May 12 to July 4; included rehabilitation assignment to Oklahoma, June 28 to July 4. 2000 — Traded to the Toronto Blue Jays for right handed pitcher Darwin Cubillan and infielder Mike Young, July 19. 2002 — On disabled list, March 22 to May 13; included rehabilitation assignments to Dunedin, April 19 to 27, Syracuse, April 28 to May 2, and Tennessee, May 3 to 13. Elected free agency, October 29. 2003 — Signed by the Chicago White Sox to a minor league contract, January 24. 2004 — Traded to the New York Yankees for right handed pitcher Jose Contreras and cash considerations, July 31. Elected free agency, October 29. 2005 — Signed by the Washington Nationals, January 19. Elected free agency, October 28; signed by the Oakland Athletics, November 28. 2006 — On disabled list, April 29 to June 8; included rehabilitation assignment to Sacramento, May 31 to June 8.

Club Series Record

Year	Club/Opp.	W	L	ERA	G	GS	CG	SHO	SV	IP	H	R	ER	HR	HB	BB	IBB	SO	WP	BK
1999	TEX vs. NYY	0	1	3.86	2	0	0	0	0	7.0	5	3	3	1	0	1	0	4	0	0
2004	NY Yankees vs. MIN	0	0	0.00	1	0	0	0	0	2.0	4	0	0	0	0	0	0	0	0	0
2006	OAK vs. MIN	0	0	3.60	1	1	0	0	0	5.0	8	2	2	2	0	0	0	2	0	0
Totals		0	1	3.21	3	2	0	0	0	14.0	17	5	5	3	0	1	0	6	0	0

League Championship Series Record

Year	Club/Opp.	W	L	ERA	G	GS	CG	SHO	SV	IP	H	R	ER	HR	HB	BB	IBB	SO	WP	BK
2004	NY Yankees vs. BOS	0	1	1.42	2	0	0	0	0	6.1	5	1	1	0	0	3	0	5	0	0
2006	OAK vs. DET	0	1	10.50	1	1	0	0	0	6.0	9	7	7	1	0	1	0	5	0	0
Totals		0	2	5.84	3	1	0	0	0	12.1	14	8	8	1	0	4	0	10	0	0

All-Star Game Record

Year	Club/Site	W	L	ERA	G	GS	CG	SHO	SV	IP	H	R	ER	HR	HB	BB	IBB	SO	WP	BK
2003	AL/Chi. (AL)	0	0	0.00	1	1	0	0	0	2.0	1	0	0	0	0	0	0	1	0	0
2004	AL/Hou.	0	0	0.00	1	0	0	0	0	1.0	1	0	0	0	0	1	0	0	0	0
Totals		0	0	0.00	2	1	0	0	0	3.0	2	0	0	0	0	1	0	1	0	0

World Baseball Classic Record

Year	Club/Site	W	L	ERA	G	GS	CG	SHO	SV	IP	H	R	ER	HR	HB	BB	IBB	SO	WP	BK
2006	Mexico	1	1	5.00	2	2	0	0	0	9.0	10	5	5	1	0	5	0	4	0	0

vs. The American League

2006 ERA	W	L	SV	G	IP	H	HR	ER	SO	CAREER vs. TEAM ERA	W	L	SV	G	IP	H	HR	ER	SO	
3.38	2	0	0	2	13.1	15	1	5	10	Baltimore	3.85	9	5	0	18	114.2	119	10	49	68
2.25	1	0	0	2	12.0	11	1	3	8	Boston	4.25	4	2	0	11	65.2	65	7	31	45
2.57	1	0	0	1	7.0	3	1	2	5	Chicago	4.28	2	3	0	7	48.1	44	7	23	29
1.84	2	0	0	2	14.2	9	1	3	9	Cleveland	4.91	5	3	0	14	73.1	77	13	40	58
8.00	0	1	0	2	9.0	14	0	8	5	Detroit	2.96	11	5	0	20	127.2	121	12	42	88
0.00	0	0	0	1	6.2	5	0	0	7	Kansas City	4.93	7	4	0	14	80.1	90	9	44	64
5.89	0	2	0	4	18.1	29	4	12	12	Los Angeles	6.04	3	4	0	15	76.0	113	16	51	60
13.50	0	1	0	1	4.0	8	2	6	0	Minnesota	4.00	10	9	0	24	135.0	160	12	60	94
—	0	0	0	0	0.0	0	0	0	0	New York	4.17	8	4	0	15	86.1	98	15	40	62
—	0	0	0	0	0.0	0	0	0	0	Oakland	3.87	7	5	0	19	111.2	101	22	48	78
7.47	1	1	0	3	15.2	24	3	13	7	Seattle	7.32	3	5	0	12	62.2	98	10	51	39
6.08	1	1	0	2	13.1	15	1	9	12	Tampa Bay	6.92	6	7	1	22	108.0	147	10	83	76
5.40	1	0	0	1	6.2	10	1	4	4	Texas	5.64	4	2	0	7	44.2	54	6	28	35
2.45	1	1	0	2	14.2	12	0	4	10	Toronto	3.84	5	4	0	13	77.1	75	5	33	49

vs. The National League

2006 ERA	W	L	SV	G	IP	H	HR	ER	SO	CAREER vs. TEAM ERA	W	L	SV	G	IP	H	HR	ER	SO	
6.75	0	1	0	1	6.2	9	0	5	3	Arizona	5.10	0	2	0	6	30.0	41	2	17	26
—	0	0	0	0	0.0	0	0	0	0	Atlanta	4.91	3	3	0	12	73.1	77	10	40	50
—	0	0	0	0	0.0	0	0	0	0	Chicago	3.94	2	2	0	7	45.2	56	6	20	22
—	0	0	0	0	0.0	0	0	0	0	Cincinnati	5.06	1	5	0	9	53.1	66	7	30	38
14.73	0	1	0	1	3.2	9	1	6	3	Colorado	6.28	4	3	0	11	57.1	76	7	40	24
—	0	0	0	0	0.0	0	0	0	0	Florida	6.53	3	5	0	11	51.0	65	8	37	27
—	0	0	0	0	0.0	0	0	0	0	Houston	4.03	2	3	0	7	44.2	53	7	20	22
—	0	0	0	0	0.0	0	0	0	0	Los Angeles	4.91	2	4	0	11	62.1	66	9	34	38
—	0	0	0	0	0.0	0	0	0	0	Milwaukee	2.86	2	1	0	5	28.1	24	1	9	19
—	0	0	0	0	0.0	0	0	0	0	New York	4.85	4	2	0	13	65.0	72	7	35	50
—	0	0	0	0	0.0	0	0	0	0	Philadelphia	2.83	3	3	0	12	76.1	69	3	24	54
—	0	0	0	0	0.0	0	0	0	0	Pittsburgh	7.20	1	0	0	1	5.0	5	0	4	6
—	0	0	0	0	0.0	0	0	0	0	St. Louis	3.78	4	6	0	11	66.2	66	5	28	49
—	0	0	0	0	0.0	0	0	0	0	San Diego	4.41	1	3	0	11	49.0	56	5	24	29
4.00	1	0	0	1	9.0	6	1	4	2	San Francisco	5.46	6	1	0	11	62.2	76	9	38	32
—	0	0	0	0	0.0	0	0	0	0	Washington	3.61	1	3	0	11	52.1	59	5	21	21

Monthly Breakdown

2006 ERA	W	L	SV	G	IP	H	HR	ER	SO	CAREER by MONTH ERA	W	L	SV	G	IP	H	HR	ER	SO	
8.35	0	3	0	4	18.1	30	3	17	6	April	3.48	18	8	0	47	271.1	261	27	105	186
—	0	0	0	0	0.0	0	0	0	0	May	4.98	14	20	0	56	318.1	372	40	176	194
4.91	3	1	0	4	25.2	25	3	14	12	June	5.20	22	16	1	59	318.1	383	40	184	202
7.26	1	3	0	6	31.0	46	6	25	22	July	4.99	18	21	0	61	314.0	370	38	174	220
1.48	4	0	0	6	42.2	35	1	7	31	August	4.29	30	18	0	69	420.0	486	60	200	276
5.11	3	2	0	6	37.0	43	4	21	26	September	4.77	20	25	0	64	372.0	395	38	197	262
—	0	0	0	0	0.0	0	0	0	0	October	3.48	1	0	0	4	20.2	22	2	8	12

FRONT OFFICE
2007 ATHLETICS
REVIEW
RECORDS
HISTORY
OPENINGS
PLAYER DEVELOPMENT
MISCELLANEOUS

FRONT OFFICE

Pitching Breakdown

2005											CAREER										
	ERA	W	L	SV	G	IP	H	HR	ER	SO		by CATEGORY	ERA	W	L	SV	G	IP	H	HR	ER
3.71	7	3	0	12	77.2	78	6	32	43	Home	4.58	69	50	1	181	1031.1	1141	139	525	717	
6.08	4	6	0	14	77.0	101	11	52	54	Road	4.66	54	58	0	179	1003.1	1148	106	519	635	
3.97	5	3	0	9	56.2	59	2	25	29	Day	4.35	41	32	0	111	636.2	681	71	308	459	
5.42	6	6	0	17	98.0	120	15	59	68	Night	4.74	82	76	1	249	1398.0	1608	174	736	893	
4.62	10	7	0	23	136.1	155	14	70	83	Grass	4.38	85	59	1	226	1311.2	1435	156	639	927	
6.87	1	2	0	3	18.1	24	3	14	14	Turf	5.04	38	49	0	134	723.0	854	89	405	625	
6.43	3	5	0	10	56.0	72	10	40	25	Pre-ASG	4.63	58	51	1	183	1005.2	1128	119	517	645	
4.01	8	4	0	16	98.2	107	7	44	72	Post-ASG	4.61	65	57	0	177	1029.0	1161	126	527	707	
4.89	11	9	0	26	154.2	179	17	84	97	Starter	4.58	120	107	0	323	1958.2	2204	238	997	1297	
—	0	0	0	0	0.0	0	0	0	0	Reliever	5.57	3	1	1	37	76.0	85	7	47	55	

2007 ATHLETICS

Ballpark Breakdown

	ERA	W	L	S	G	IP	H	HR	ER	SO
3Com Park	4.79	2	0	0	4	20.2	26	2	11	15
Ameritrust Field	5.53	10	8	1	35	171.0	202	26	105	119
Angel Stadium of Anaheim	5.49	1	2	0	7	39.1	52	8	24	28
Astrodome	4.58	1	1	0	3	17.2	22	3	9	8
AT&T Park	4.98	1	1	0	3	21.2	23	2	12	7
Atlanta-Fulton County	3.86	0	1	0	1	7.0	4	2	3	5
Busch Stadium I	5.27	1	3	0	5	27.1	33	4	16	20
Camden Yards	4.39	4	2	0	9	53.1	56	7	26	34
Chase Field	4.76	0	1	0	2	11.1	13	1	6	12
Cinergy Field	1.77	0	2	0	3	20.1	13	1	4	12
Citizens Bank Park	4.91	0	1	0	3	18.1	21	0	10	12
Comerica Park	3.48	3	3	0	7	41.1	43	2	16	28
Cors Field	7.31	3	2	0	6	32.0	50	3	26	15
County Stadium	3.86	1	1	0	2	14.0	11	1	6	10
Dodger Stadium	4.02	2	2	0	8	47.0	45	6	21	31
Dolphin Stadium	3.73	3	1	0	5	31.1	35	4	13	16
Fenway Park	5.06	1	1	0	6	37.1	39	5	21	24
Great American Ball Park	9.00	0	1	0	1	5.0	11	1	5	4
H.Bithorn Stadium, P.R.	1.29	1	0	0	1	7.0	8	0	1	9
Jacobs Field	1.86	3	1	0	5	29.0	23	2	6	21
Kauffman Stadium	4.60	3	3	0	8	47.0	52	2	24	35
Kingdome	18.00	0	1	0	1	3.0	6	0	6	2
McAfee Coliseum	3.63	10	5	0	22	129.0	130	14	52	74
Metrodome	5.66	3	7	0	12	62.0	89	7	39	42
Miller Park	4.50	1	0	0	1	6.0	7	0	3	4
Olympic Stadium	3.77	1	2	0	5	28.2	33	3	12	10
PETCO Park	0.00	0	0	0	1	7.0	7	0	0	5
Qualcomm Stadium	3.95	1	1	0	3	13.2	14	1	6	6
RFK Stadium	2.86	6	4	0	16	110.0	96	9	35	95
Rogers Centre	4.74	17	14	0	44	265.2	307	31	140	159
Safeco Field	5.72	1	1	0	5	28.1	39	5	18	17
Shea Stadium	6.00	2	1	0	8	33.0	41	4	22	24
Three Rivers Stadium	5.13	11	17	0	49	245.2	281	37	140	146
Tiger Stadium	1.88	1	1	0	2	14.1	14	3	3	7
Tropicana Field	8.50	2	4	0	10	42.1	59	5	40	24
Turner Field	3.38	1	1	0	5	32.0	33	2	12	20
U.S. Cellular Field	4.14	19	6	0	32	206.1	214	27	95	177
Veterans Stadium	2.01	2	0	0	4	22.1	24	1	5	10
Wrigley Field	3.86	1	1	0	3	18.2	22	1	8	10
Yankee Stadium	5.72	4	5	0	13	67.2	91	13	43	55

REVIEW

RECORDS

HISTORY

OPPONENTS

PLAYER DEVELOPMENT

MISCELLANEOUS

Fielding Statistics

Pitcher	YEAR	PCT.	G	PO	A	E	TC	DP
	1995	1.000	32	13	27	0	40	3
	1996	.947	10	6	12	1	19	0
	1997	.949	33	11	26	2	39	1
	1998	1.000	35	21	24	0	45	3
	1999	1.000	30	8	17	0	25	0
	2000	.932	34	12	29	3	44	4
	2001	.923	36	15	21	3	39	0
	2002	.971	25	12	22	1	35	1
	2003	.959	34	16	31	2	49	2
	2004	1.000	31	13	29	0	42	4
	2005	.977	34	13	30	1	44	3
	2006	.952	26	5	15	1	21	0
Totals	.968	360	145	283	14	442	21	

Loaiza's Career Highs

Low Hit Complete Game: 2 (twice), April 18, 2004 at Tampa Bay; May 19, 2002 vs. Oakland

Innings Pitched: 9.0 (11 times), last time: August 23, 2006 at Toronto

Fewest Innings Pitched, Starter: 0.0, August 6, 1997 vs. Florida

Hits: 13, July 8, 2004 vs. Anaheim

Runs: 9, September 20, 2002 at Tampa Bay

Earned Runs: 9, September 20, 2002 at Tampa Bay

Walks: 6 (twice), last: July 13, 2006 at Boston

Strikeouts: 11 (four times), September 4, 2005 vs. Philadelphia; April 27, 2005 vs. Philadelphia, April 17, 2003 vs. Kansas City; September 8, 2000 vs. Detroit; 10 (twice), September 6, 2003 vs. Cleveland; April 16, 2000 at Cleveland

Home Runs: 4 (three times), last: July 6, 2006 vs. Los Angeles (AL)

Longest Winning Streak: 7, July 19 to August 25, 1999

Longest Losing Streak: 6, August 27, 1995 to September 2, 1996

Longest Scoreless Streak: 18.1, May 14 to 25, 2002

Loaiza's 2006 Starts

Date	Opponent	Score	Dec	ERA	IP	H	R	ER	BB	SO	HR	#PIT
April 6	at Seattle	2-6	L	9.64	4.2	9	5	5	3	1	1	98
April 12	at Minnesota	5-6	L	11.42	4.0	8	6	6	4	0	2	81
April 18	Detroit	4-3	—	8.59	6.0	6	3	3	1	3	0	86
April 23	Los Angeles (AL)	3-4	L	8.35	3.2	7	3	3	1	2	0	64
June 8	at Cleveland	4-1	W	6.39	7.0	4	1	1	1	5	1	77
June 15	Seattle	9-6	W	6.03	6.0	6	5	3	2	2	0	91
June 20	at Colorado	0-6	L	6.94	3.2	9	6	6	4	3	1	78
June 25	at San Francisco	10-4	W	6.34	9.0	6	4	4	1	2	1	97
July 1	Arizona	2-7	L	6.39	6.2	9	5	5	1	3	0	102
July 6	Los Angeles (AL)	7-5	—	6.43	5.1	8	4	4	3	4	4	90
July 13	at Boston	5-4 (11)	—	6.34	5.0	6	3	3	6	4	1	107
July 18	at Baltimore	5-4	W	6.38	5.1	7	4	4	2	6	1	100
July 23	at Detroit	4-8	L	6.75	3.0	8	8	5	0	2	0	70
July 28	Toronto	3-4	L	6.72	5.2	8	4	4	2	3	0	92
Aug. 2	at Los Angeles (AL)	3-2	—	6.50	5.1	8	2	2	0	4	0	93
Aug. 7	Texas	7-4	W	6.41	6.2	10	4	4	1	4	1	99
Aug. 13	Tampa Bay	3-1	W	5.97	8.0	3	1	1	2	5	0	92
Aug. 18	at Kansas City (G#2)	3-5	—	5.58	6.2	5	1	0	0	7	0	110
Aug. 23	at Toronto	6-0	W	5.12	9.0	4	0	0	0	7	0	103
Aug. 28	Boston	9-0	W	4.82	7.0	5	0	0	1	4	0	111
Sept. 3	Baltimore	10-1	W	4.58	8.0	8	1	1	1	4	0	98
Sept. 9	at Tampa Bay	6-9	L	4.95	5.1	12	8	8	1	7	1	89
Sept. 15	Chicago (AL)	4-2	W	4.83	7.0	3	2	2	1	5	1	100
Sept. 20	Cleveland	4-3	W	4.70	7.2	5	3	2	1	4	0	97
Sept. 25	at Seattle	9-10 (10)	—	4.84	5.0	9	5	5	0	4	2	93
Sept. 29	at Los Angeles (AL)	0-6	L	4.89	4.0	6	4	3	1	2	0	67

Jay Marshall

52

Left-Handed Pitcher

Height/Weight: 6-5 / 185

Bats/Throws: Left / Left

Birthdate: February 25, 1983

Opening Day Age: 24

Birthplace/Resides: St. Louis, Missouri / Manchester, Missouri

Major League Service: None

Obtained: Selected in the 25th round of the June, 2002 draft

Contract Status: First year of a one-year contract through 2007.



2006 Highlights

Spent the entire season at Single-A Winston-Salem where he compiled a 1.02 ERA in 58 appearances, all in relief...was also 5-1 with four saves...the ERA was the lowest of his career and he also had career highs in wins and games pitched...the games pitched were the most in the Carolina League and second most among all Single-A pitchers...walked just eight batters in 62.0 innings for an average of 1.16 per nine innings, the lowest mark among CL relievers...struck out 44 for a strikeout to walk ratio of 5.5 to 1...now has 42 walks and 198 strikeouts in 220.0 career minor league innings, an average of 1.7 walks per nine innings and a strikeout to walk ratio of 4.7 to 1...has a 2.50 career ERA (61 er in 220.0 ip) in 112 career minor league appearances...allowed a .210 opponents batting average in 2006, which broke down to .096 (10 for 104) against left-handed hitters and .313 (36 for 115) against right-handers...allowed just two home runs in 62.0 innings and both came against righties...his opponents batting average dropped to .177 (11 for 62) with runners in scoring position...was 4-0 with one save and a 0.59 ERA (2 er in 30.2 ip) in 27 outings at home compared to 1-1 with three saves and a 1.44 ERA (5 er in 31.1 ip) in 31 outings on the road...did not allow a home run at home...did not allow an earned run in the ninth inning (12.1 ip) and had a 0.67 ERA (4 er in 54.0 ip) in innings seven through nine compared to 3.38 (3 er in 8.0 ip) in all other innings...tossed at least 1.0 inning in 35 of his 58 outings, including 2.0 or more 10 times...converted 4 of 6 (66.7%) save opportunities...did not allow an earned run over his first 13 outings (15.1 ip) through May 3...in addition to a 0.00 ERA in April (13.2 ip), he had an ERA under 1.00 in June (0.84) and August (0.64)...recorded his first save of the season on May 3 and three of his four saves came over an eight-game stretch from May 3 to 21...also had a win and a 1.42 ERA (1 er in 6.1 ip) over that span and opponents were just 2 for 17 (.117)...struck out a season high tying three batters in 2.0 innings on June 24 against Wilmington...did not allow a run over 12 outings from July 14 to August 20 (11.1 ip)...tossed a season high 3.0 scoreless innings on August 29 against Kinston.

Career

2005—Was 2-0 with six saves and a 2.70 ERA in 29 appearances, all in relief, with Great Falls...was tied for fourth in the Pioneer League in appearances and led his team in saves...allowed a .215 opponents batting average, including .188 against left-handers and .226 against right-

handers...went 1-0 with a 1.17 ERA at home...did not allow a run in nine straight appearances from August 4 to 23 (13.1 ip), lowering his ERA from 4.74 to 2.84...earned his first career save on June 22 vs. Billings by tossing one scoreless inning...15 of his final 18 appearances were scoreless and he compiled a season low 0.93 ERA in August...struck out 43 and walked just seven for a strikeout to walk ratio of 6.14 to 1.

2004—Pitched for the White Sox Rookie clubs at Bristol and Great Falls and was a combined 3-6 with a 3.56 ERA in 15 games, 13 starts...walked just 14 and struck out 69 for a strikeout to walk ratio of 4.9 to 1...posted a 1.62 ERA at home with Great Falls...allowed two earned runs or less in eight of his 11 starts...struck out a season high 11 on July 23 at Elizabethton...was 1-6 with a 3.59 ERA in 11 games, all starts, at Bristol when he was transferred to Great Falls on August 19...went 2-0 with a 3.45 ERA in four games, two starts, with Great Falls.

2003—Was 2-0 with a 2.61 ERA in 10 games, all starts, in his professional debut at Bristol...ranked second on the team in starts...struck out 42 batters in 41.1 innings, an average of 9.1 strikeouts per nine innings...earned his first career victory on August 18 at Bluefield, allowing one earned run in 6.0 innings...did not allow more than three runs in any of his starts...struck out six or more batters three times.

Personal/Miscellaneous

Jay W. Marshall was originally signed by Chicago White Sox scouts Nathan Durst and Alex Slattery...was a draft and follow in 2002 and did not sign until May 25, 2003...attended Jefferson (MO) Community College and helped his team reach the Junior College World Series...was an All-Region selection...graduated from John F. Kennedy High School...was First-Team All-State as a senior...lettered in basketball and baseball.

Lifetime Pitching Record

Year	Club	W	L	ERA	G	GS	CG	SHO	SV	IP	H	R	ER	HR	HB	BB	IBB	SO	WP	BK
2003	Bristol	2	0	2.61	10	10	0	0	0	41.1	38	15	12	3	4	13	0	42	2	0
2004	Bristol	1	6	3.59	11	11	0	0	0	57.2	63	31	23	8	2	8	1	52	4	1
	Great Falls	2	0	3.45	4	2	0	0	0	15.2	19	9	6	2	0	6	0	17	0	0
2005	Great Falls	2	0	2.70	29	0	0	0	6	43.1	35	20	13	3	3	7	0	43	1	0
2006	Winston-Salem	5	1	1.02	58	0	0	0	4	62.0	46	11	7	2	2	8	0	44	2	1

Career Transactions

2002 — Selected by the Chicago White Sox organization in the 25th round of the June draft.

Marcus McBeth

62

Right-Handed Pitcher

Height/Weight: 6-2 / 196

Bats/Throws: Right / Right

Birthdate: August 23, 1980

Opening Day Age: 26

Birthplace/Resides: Spartanburg, South Carolina / Enoree, South Carolina

Major League Service: None

Obtained: Selected in the 4th round of the June, 2001 draft

Contract Status: First year of a one-year contract through 2007.



2006 Highlights

Pitched for three different teams in the A's farm system and saved 32 games in just his second season as a pitcher...ranked fifth in all of minor league baseball in saves and had the most saves by an A's farmhand since Todd Revenig saved 33 games for Huntsville in 1992...was a combined 3-3 with a 3.07 ERA (24 er in 70.1 ip) in 59 appearances, all in relief...walked 28 and struck out 86 in 70.1 innings, an average of 11.00 strikeouts per nine innings...was 32 for 38 (84.2%) in save opportunities...allowed a .198 opponents batting average, which included a .173 (27 for 156) mark against right-handed hitters and .235 (24 for 102) against left-handers...his average dropped to .127 (9 for 71) with runners in scoring position...began the season at Single-A Stockton and was a perfect 7 for 7 in save opportunities...did not allow a run in eight outings (8.2 ip) with the Ports and opponents were 1 for 27 (.037) before he was transferred to Triple-A Sacramento on April 27...made six appearances with the River Cats and was 0-1 with an 11.05 ERA...allowed a season high five runs on a season high five hits in 1.2 innings on May 2 against Portland...was transferred to Double-A Midland on May 11 and finished the season with the RockHounds, going 3-2 with a 2.48 ERA in 45 games...ranked second in the Texas League with 25 saves and converted 80.6% of his save opportunities (six blown saves)...allowed a .213 opponents batting average, including .175 (22 for 126) against right-handers and .276 (21 for 76) against left-handers...had a 1.82 ERA (6 er in 29.2 ip) in 24 outings on the road compared to 3.28 (9 er in 24.2 ip) in 21 games at home...was 1-2 with nine saves and a 3.12 ERA (11 er in 31.2 ip) in 24 outings through July 15...then went 2-0 with 16 saves and a 1.59 ERA (4 er in 22.2 ip) over his final 21 outings...tossed a season high 3.0 shutout innings in a win on May 27 against Arkansas to start a eight-game scoreless streak from May 27 to June 16 (11.1 ip, 6 h, 5 bb, 12 so)...struck out a season high four batters in 2.0 innings on July 5 at San Antonio...had his best ERA in the month of July when he posted a 1.93 mark (3 er in 14.0 ip) in 12 outings...had 12 saves and a win over his final 13 outings beginning on August 9 and compiled a 1.93 ERA (3 er in 14.0 ip) over that span...did not allow a run in one postseason appearance for Midland (1.1 ip, 1 so)...then pitched for the Arizona Fall League Champion Phoenix Desert Dogs following the season and was 1-0 with two saves and a 4.50 ERA in 11 relief appearances...held opponents to a .194 (7 for 36) batting average...was named AFL Pitcher of the Week on October 30.

Career

2005—Was converted to pitcher prior to the season and was a combined 2-2 with five saves and a 3.34 ERA in 26 relief appearances for three different teams in the A's farm system...walked 20 but struck out 37 in 32.1 innings, an average of 10.30 strikeouts per nine innings...allowed a .220 opponents batting average, which included a .205 (9 for 44) mark against left-handed hitters and .230 (17 for 74) against right-handers...the average dropped to .105 (4 for 38) with runners in scoring position...tossed at least one inning in 25 of his 26 outings and his season high was 2.0 on five occasions...began the season on the Disabled List at Single-A Kane County with a sprained right ankle...was reinstated on May 30 and went 1-2 with a save and a 5.03 ERA in 16 relief appearances...allowed a .263 opponents batting average, including .115 with runners in scoring position...picked up his first professional win on June 25 at Clinton (1.0 ip, 2 so) and recorded his first loss the next day, also at Clinton (0.2 ip, 2 h, 2 r, 2 er, 1 bb, 1 so)...was credited with his first professional save on July 11 at Lancaster (1.0 ip, 1 h, 1 so)...went on the DL for a second time with a sprained right ankle on July 26...made eight rehab appearance with the A's affiliate in the Arizona Rookie League and was 1-0 with four saves and a 0.90 ERA...allowed a .147 opponents average...was reinstated from the DL on August 30 and was sent to Single-A Stockton where he did not allow a run in two regular season appearances (2.2 ip, 1 h, 2 bb, 3 so)...also made one postseason appearance for the Ports (0.2 ip, 2 h, 2 r, 2 er, 1 bb)...then appeared in four games with Phoenix in the Arizona Fall League and had no decisions and a 2.25 ERA...opponents were 1 for 12 (.083).

2004—Spent the entire season at Single-A Modesto and hit .234 with five home runs and 41 RBI in 99 games...had career highs in batting, games, at bats (329), hits (77), doubles (18), triples (4) and RBI...appeared in 59 games in center field, 37 in right field and two in left field...had his best batting average in May when he hit .324...had a season best 11-game hitting streak from August 6-18 and hit .415 (17 for 41) with six doubles, one home run and 10 RBI during the streak...was named California League Player of the Week for the week of August 9-15...had 21 RBI in 65 games through the end of July and then had 19 RBI in 28 games in August...hit .351 with seven RBI and eight runs scored in 10 postseason games to help lead Modesto to the California League Championship.

2003—Batted a combined .233 with four home runs and 31 RBI in 83 games with the A's two Single-A affiliates at Modesto and Kane County...hit .275 against left-handed pitching and .219 against right-handers...appeared in 73 games in center field, six in right field and three in left field...began the season at Modesto and hit .130 with five RBI in 15 games before he was transferred to Kane County on April 25...went on to bat .256 with four home runs and 26 RBI in 68 games with the Cougars...hit .279 in May, .218 in June and .292 in July...was placed on the Disabled List on July 28 with a broken right index finger and missed the remainder of the season...hit two home runs on June 2 against Quad City.

2002—Made his professional debut at Single-A Visalia of the California League and batted .227 with a career high 10 home runs and 39 RBI in 76 games...also went 3 for 9 (.333) in four games with the A's affiliate in the Arizona Rookie League...combined for a career high 17 stolen bases at both stops...his batting average at Visalia included a .176 average with runners in scoring position...appeared in 27 games in center field and 24 in left field...also batted .286 with five home runs and 13 RBI in 24 games at designated hitter...was on the Disabled List from May 10 to June 28 with a strained right shoulder...that included his four-game rehab assignments from June 22 to 28.

2001—Selected by the A's in the fourth round of the June draft...did not sign until August 16 and did not play in 2001.

Personal/Miscellaneous

Marcus Andre McBeth was originally signed by A's scout Kelly Heath...attended the University of South Carolina...was originally drafted by the A's as a shortstop but was converted to pitcher prior to the 2005 season.

Lifetime Pitching Record

Year	Club	W	L	ERA	G	GS	CG	SHO	SV	IP	H	R	ER	HR	HB	BB	IBB	SO	WP	BK
2005	Kane County	1	2	5.03	16	0	0	0	1	19.2	20	11	11	2	0	13	0	21	4	0
	AZL A's	1	0	0.90	8	0	0	0	4	10.0	5	2	1	1	0	5	0	13	0	0
	Stockton	0	0	0.00	2	0	0	0	0	2.2	1	0	0	0	1	2	0	3	0	0
2006	Stockton	0	0	0.00	8	0	0	0	7	8.2	1	0	0	0	2	0	14	0	0	0
	Sacramento	0	1	11.05	6	0	0	0	0	7.1	7	9	9	3	1	6	0	7	2	0
	Midland	3	2	2.48	45	0	0	0	25	54.1	43	16	15	4	0	20	1	65	9	0

Lifetime Batting Record

Year	Club	AVG.	G	AB	R	H	2B	3B	HR	RBI	SH	SF	HP	BB	SO	SB	CS	SLG	OBP	E
2002	Visalia	.227	76	255	45	58	7	3	10	39	5	5	7	29	73	14	6	.396	.318	3
	AZL A's	.333	4	9	5	3	0	0	0	0	0	0	0	3	0	3	0	.333	.500	0
2003	Modesto	.130	15	54	7	7	0	0	0	5	0	2	1	5	20	2	0	.130	.210	1
	Kane County	.256	68	234	30	60	9	3	4	26	3	1	6	28	57	8	4	.373	.349	2
2004	Modesto	.234	99	329	41	77	18	4	5	41	5	3	12	14	86	4	4	.359	.288	6

Career Transactions

2001 — Selected by the Oakland Athletics organization in the 4th round of the free agent draft, June 5.

Adam Melhuse

17

Catcher

Height/Weight: 6-2 / 208

Bats/Throws: Switch / Right

Birthdate: March 27, 1972


Opening Day Age: 35

Birthplace/Resides: Santa Clara, California / San Luis Obispo, California

Major League Service: 4 years, 123 days

Obtained: Signed to a minor league contract, November 6, 2002

Contract Status: First year of a one-year contract through 2007.



2006 Highlights

For the second consecutive season, he spent the entire year on the A's roster but saw limited playing time as he was the back-up catcher to Jason Kendall...batted .219 with four home runs and 18 RBI in 49 games this year after playing in just 39 games last year...the batting average was his lowest in four seasons as an Athletic...hit .218 (17 for 78) in 21 starting assignments at catcher and appeared in 24 games total behind the plate...has started just 37 of the A's 324 (11.4%) games at catcher over the last two years...tossed out 8 of 25 (32.0%) attempted base stealers this year...did not commit an error in 24 games at catcher (143 total chances) and now has a 90-game errorless streak behind the plate dating back to his last error on June 3, 2004 at Toronto...that is the fourth longest errorless streak by a catcher in Oakland history...saw most of his playing time in the first three months of the season as he batted .241 (21 for 87) with three home runs and 14 RBI in 27 games in April, May and June...then hit .171 (7 for 41) with one home run and four RBI in 21 games from July 1 until the end of the season...started 12 of the A's first 52 games through May 30 but just nine of the A's final 110 games...made just two starts at catcher over a 62-game span from July 21 to September 26...the switch-hitter saw most of his playing time against right-handed pitching as he was 24 for 110 (.218) against righties and 4 for 18 (.222) against left-handers...now has a .248 (127 for 512) career average against right-handers and .202 (20 for 99) against left-handers...his average dropped to .135 (5 for 37) with runners in scoring position and he now has a .195 (32 for 164) career average with RISP...all four of his home runs came with runners on base (three two-run, one grand slam)...hit .260 (19 for 73) over the first six innings of a game and .164 (9 for 55) after that...hit .291 (23 for 79) with all four of his home runs in 28 games at night compared to .102 (5 for 49) in 21 games during the day...in addition to his appearances behind the plate, he also appeared in three games at third base and two at first base...also batted .294 (10 for 34) with two of his four home runs in 14 games at designated hitter and was 4 for 16 (.250) with one home run, four RBI and two walks as a pinch hitter...his pinch hitting duties helped him bat in every spot in the order but he made his most starting assignments in the eight spot (nine starts)...started four straight games at catcher from May 9-12 when Jason Kendall was suspended, marking one of two times he has started back-to-back games behind the plate over the last two years...also started two straight games on September 27 and 28 after the A's clinched the West...homered in back-to-back games on May 9 and 10 at Toronto...it was the third time in his career he homered in consecutive games but the first time he has done it in consecutive team games...hit his second career grand slam on May 16 against Seattle off Felix Hernandez...that gave him three home runs and eight RBI over a five-game span from May 9 to 16...was batting .311 (14 for 45) with three home runs and 12 RBI in 14 games through May 16...then hit .169 (14 for 83) with one home run and six RBI over his final 35 games...made his sixth career appearance at third base on May 28 at Texas, his first since August 11, 2004 against Detroit...finished May with 11 RBI in 13 games...hit third on June 16 and 17 against Los Angeles (NL), his first career starts above the five spot in the order...matched his career high with three hits on the 16th (sixth time)...snapped a career high tying 0 for 14 streak on June 30 against Arizona...made his second career start at first base on July 16 at Boston, his first since September 25, 2000 against Arizona while playing for Colorado...went 1 for 15 (.067) in seven games in July...had a pinch hit single in the seventh inning on August 7 against Texas, snapping a 0 for 14 streak in the pinch dating back to his last pinch hit on July 17, 2005 against Texas...went 0 for his first 10 as a pinch hitter in 2006 but then went 4 for 14 (.286)...including his first career pinch hit home run on August 28 against Boston...it was the A's first pinch hit home run since July 21, 2004 at Seattle (Hatteberg)...threw out three attempted base stealers on September 28 at Los Angeles, the most in a game by an A's catcher since Ramon Hernandez also tossed out three on April 12, 2003 at Anaheim...made his first career start at third base on September 29 at Los Angeles...made one postseason appearance, striking out as a pinch hitter in Game 2 of the ALCS against Detroit.

Longest Errorless Streaks by Oakland A's Catchers

107	Macfarlane, July 11, 1998-Sept. 23, 1999
96	Miller, April 5-September 10, 2004
92	Haney, July 4, 1974-April 25, 1976
90	Melhuse, June 5, 2004-present
86	Hassey, July 7, 1988-July 7, 1989

Career

2005—Was on the A's roster for the entire season but appeared in just 39 games as he was the A's number two catcher behind Jason Kendall...hit .247 with two home runs and 12 RBI...made 16 starts at catcher and appeared in a total of 24 games behind the plate for 161.1 innings...tossed out 3 of 11 (27.3%) attempted base stealers...did not commit an error in his 24 games at catcher (122 total chances)...the switch-hitter saw most of his playing time against right-handed pitchers as he hit .274 with both of his home runs and 11 of his 12 RBI against right-handers while going 1 for 13 (.077) against left-handers...his average improved to .316 with runners in scoring position...hit just .216 in Oakland compared to .283 on the road...hit .146 in 20 games before the All-Star Break and .347 in 19 games after the break...batted .455 in July and .385 in August but hit .188 or lower in all of the other months...both of his home runs came in August when he had three straight multiple hit games from August 7 to 10, going 7 for 11 (.636) with a double, two home runs, four RBI and five runs scored...in addition to his playing time at catcher, he also hit .238 in eight games, five starts, at designated hitter and was 4 for 14 (.286) with two RBI and six strikeouts as a pinch hitter...went 4 for his first 9 in the pinch but finished the year 0 for 5 with four strikeouts...made most of his starts in the nine spot

in the order where he made 14 starts and hit .304 with both of his home runs and nine of his 12 RBI...hit in every spot in the order except sixth...was hitting .125 over his first 18 games and then batted .386 over his next 14 games from June 30 to September 1...then went 2 for 13 (.154) over his final seven games...his longest hitting streak of the season was four games from June 30 to July 17 (4 for 10, .400)...capped the hitting streak with a pinch hit, game tying RBI double in the bottom of the ninth inning on July 17 against Texas, a game the A's would go on to win 5-4 in 14 innings...had a career high tying three hits on August 7 at Kansas City when he doubled, homered and drove in three runs...went nine games without playing from April 12 to 21 and 10 games from July 25 to August 4.

2004—Spent the entire season with the A's as the number two catcher and hit .257 with 11 home runs and 31 RBI in 69 games...had career highs in games, at bats (214), runs (23), hits (55), doubles (11), home runs, RBI and walks (16)...started 53 games at catcher...threw out 8 of 35 (22.9%) attempted base stealers...also appeared in three games at third base and one at first base...saw most of his playing time against right handed pitchers as he was just 3 for 25 (.120) against left-handers while batting .275 with 10 of his 11 home runs against right-handers...eight of his 11 home runs came on the road...the A's were 8-3 in games in which he homered...his batting average dropped to .167 with runners in scoring position, including .125 with RISP and two outs...was 1 for 6 (.167) as a pinch-hitter...hit .219 against a pitcher the first time he saw him in a game and .314 after that...went 0 for 7 over his first three games but then had three multiple hit games over a five game span from April 16 to 27 (7 for 17, .412) to put his average at .292...capped that stretch with a 3 for 5 performance at New York on April 27 his first career three-hit game during the regular season...had his first of three five-game hitting streaks in 2004 from May 8 to 22 (6 for 18, .333) which matches his career high...homered in back-to-back games on May 8 against Minnesota and May 12 at Detroit for the first time in his career...hit his first career grand slam on June 13 against Pittsburgh and also had a career high five RBI in that game...his average dropped to .224 on June 17 but he batted .302 with five home runs and 15 RBI over a 27-game span from June 20 to August 31 to boost his average to .267...homered in two straight games for the second time on August 17 at Baltimore and August 20 at Tampa Bay as part of a five-game hitting streak from August 15 to 26 (8 for 19, .421)...started four straight games at catcher from September 28 to October 1, one of just three times in 2004 that he started at least two straight games...made his only appearance of the season at first base in the final game of the season on October 3 against Anaheim.

2003—Began the year at Triple-A Sacramento but finished it in Oakland as the A's back-up catcher...made a total of 19 starts behind the plate and batted .299 with five home runs and 14 RBI in 40 games overall...collected 23 hits and 12 of those went for extra bases as he also had seven doubles...batted .333 against left handed pitching but hit three of his five home runs while hitting .283 against right-handers...hit .196 over innings one through six and .452 from the seventh inning on...batted .385 against a pitcher the first time he saw him in a game and .120 after that...tossed out 4 of 17 (23.5%) attempted base stealers...in addition to his 33 games at catcher, he also appeared in two games at third base and one at first base...was also 2 for 6 (.333) with a double and two RBI as a pinch-hitter...had his contract selected from Triple-A Sacramento on May 24...made his Major League debut at third base on July 2 against Seattle...hit .444 with three home runs and seven RBI in eight games in August and .438 in September...had the game winning RBI single in the bottom of the 10th inning on September 23 against Texas on the night the A's clinched the American League West...went 3 for 5 with a triple and a RBI in two games against Boston in the ALDS...all three hits came in a Game 4 start at catcher at Boston for the injured Ramon Hernandez...batted .286 with three home runs and 17 RBI in 45 games at Sacramento...added 26 walks for a .394 on-base percentage...hit .304 against right handed pitching and .219 against left-handers...appeared in 27 games at catcher, 12 in left field and three at third base...batted just .224 in 23 games in April and then hit .352 in 22 games in May.

2002—Began the season with Triple-A Iowa in the Chicago Cubs organization but finished it at Triple-A Colorado Springs in the Colorado organization following his release by the Cubs on July 17...signed a minor league contract a day later with the Rockies organization...combined to hit .311 with 13 home runs and 59 RBI in 106 games...his 44 walks fueled a .389 on-base percentage...his batting average ranked third best among all minor league switch hitters and fourth best among all minor league catchers...caught 81 games but also appeared in 13 games at third base, eight at first base, three in left field, one in right field and one at shortstop...was 4 for 12 (.333) with three doubles and five RBI as a pinch-hitter...batted .224 against left handed pitching and .336 against right-handers...hit 416 with runners in scoring position...tossed out 20 of 83 (24.1%) attempted base stealers...hit .292 with seven home runs and 39 RBI in 72 games with Iowa...went 4 for 5 with two RBI in his first game with Colorado Springs on July 19 at Salt Lake...ended up hitting .342 in July and .347 in August...finished the Colorado Springs portion of his campaign with a .348 batting average, six home runs and 20 RBI in 34 games...added 16 walks for a .424 on-base percentage.

2001—Split the campaign between Colorado and Triple-A Colorado Springs, seeing action in 94 games overall...was in the majors May 19-May 28 and June 25 through the end of the season...in 40 games for the Rockies, he batted .183 with one home run and eight RBI...appeared in 23 games at catcher (16 starts) and one game at first base...was also utilized as a pinch-hitter 18 times...hit his first home run in his first Major League start behind the plate on June 30 at Arizona, a two-run shot off Troy Browahn...in 54 Triple-A games, he hit .266 with 7 homers and 32 RBI...saw action at catcher (38 games), first base (7 games) and in right field (3 games)...threw out 8 of the 33 (24.2%) baserunners who attempted to steal off him.

2000—Played for five different teams during the season, including his first big league stints with Los Angeles and Colorado...opened the year with the Dodgers' Double-A San Antonio affiliate, then was promoted to Triple-A Albuquerque on April 24...was recalled to the majors for the first time May 29, but returned to Albuquerque three days later without seeing any big league action...rejoined the Dodgers on June 16 and made his ML debut that evening vs. St. Louis, going 0 for 1 as a pinch-hitter...the next day, he was traded to the Rockies...went 0 for 4 as a pinch-hitter before being sent to Triple-A Colorado Springs on June 28...returned to the majors August 21...recorded his first big league hit in memorable fashion on August 22, a 12th-inning game-winning single off Atlanta's Stan Belinda to give the Rockies a 7-6 victory.

1999—Spent his seventh and final campaign in Toronto's minor league system, splitting time between Triple-A Syracuse and Double-A Knoxville...played in 128 overall contests...in 107 games for Knoxville, he batted .294 with 19 home runs and 69 RBI...his 108 walks led the Southern League, as did his .454 on-base percentage...was selected to the league's postseason all-star team as the utility player.

1998—Saw action with both Double-A Knoxville and Triple-A Syracuse...batted .300 in 76 Double-A affairs with 22 doubles, 15 homers and 43 RBI, earning Southern League midseason all-star honors.

1997—Played in 31 games for Double-A Knoxville and in 38 for Triple-A Syracuse and hit a combined .234 with five home runs and 19 RBI.

1996—Began the year at Single-A Dunedin, where he hit 13 homers and drove in 51 runs in 97 games...his ratio of one home run every 24.2 at bats was the best among Florida State League batters...was named to the league's midseason all-star team...received a second-half promotion to Double-A Knoxville, playing in 32 additional games.

1995—Spent the season at Single-A Dunedin, playing in 123 games...participated in eight double plays which was the most among Florida State League catchers.

1994—Hit .258 with 11 home runs and 58 RBI in 118 games for Single-A Hagerstown. **1993**—Was a New York-Penn League all-star at third base in his first professional campaign, batting .256 with 14 doubles, five home runs and 32 RBI in 73 games for Single-A St. Catharines.

Personal/Miscellaneous

Adam Michael Melhuse...graduated from Lincoln High School (Stockton, CA) in 1990 where he played baseball and basketball...played collegiately for one year at Santa Clara University and for two years at UCLA...was an All-Pac 10 Conference selection as a junior.

Lifetime Playing Record

Year	Club	AVG.	G	AB	R	H	2B	3B	HR	RBI	SH	SF	HP	BB	SO	SB	CS	SLG	OBP	E
1993	St. Catharines	.256	73	266	40	68	14	2	5	32	2	3	0	45	61	4	0	.380	.360	14
1994	Hagerstown	.258	118	422	61	109	16	3	11	58	1	6	1	53	77	6	8	.389	.338	13
1995	Dunedin	.215	123	428	43	92	20	0	4	41	1	4	1	61	87	6	1	.290	.312	13
1996	Dunedin	.248	97	315	50	78	23	2	13	51	0	4	3	69	68	3	1	.457	.384	15
	Knoxville	.213	32	94	13	20	3	0	1	6	1	1	0	14	29	0	1	.277	.312	2
1997	Knoxville	.230	31	87	14	20	3	0	3	10	1	1	0	19	19	0	0	.368	.364	2
	Syracuse	.237	38	118	7	28	5	1	2	9	0	1	1	12	18	1	1	.347	.311	2
1998	Knoxville	.300	76	240	56	72	22	0	15	43	0	0	0	70	39	4	4	.579	.458	11
	Syracuse	.289	12	38	4	11	3	0	1	7	0	1	0	7	6	0	0	.447	.391	2
1999	Knoxville	.294	107	374	79	110	25	0	19	69	0	3	4	108	76	5	6	.513	.454	6
	Syracuse	.282	21	71	15	20	5	0	2	16	0	0	0	10	20	1	1	.437	.370	0
2000	San Antonio	.397	16	58	17	23	7	0	2	9	1	1	2	11	9	3	0	.621	.500	2
	Albuquerque	.343	36	108	21	37	9	0	1	19	2	0	0	22	21	4	2	.454	.454	0
	LOS ANGELES	.000	1	1	0	0	0	0	0	0	0	0	0	1	0	0	0	.000	.000	0
	COLORADO	.174	23	23	3	4	0	1	0	4	0	0	0	3	5	0	0	.261	.269	0
	Colorado Springs	.279	42	140	23	39	5	1	3	18	0	0	0	21	35	2	3	.393	.373	2
2001	Colorado Springs	.266	54	184	26	49	10	1	7	32	1	0	2	31	42	0	1	.446	.378	5
	COLORADO	.183	40	71	5	13	2	0	1	8	0	2	0	6	18	1	0	.254	.241	1
2002	Iowa	.292	72	226	33	66	19	0	7	39	1	0	0	28	47	2	3	.469	.370	7
	Colorado Springs	.348	34	115	25	40	10	1	6	20	0	1	0	16	23	2	1	.609	.424	4
2003	Sacramento	.286	45	147	26	42	9	0	3	17	0	1	1	26	32	0	1	.408	.394	2
	OAKLAND	.299	40	77	13	23	7	0	5	14	0	0	0	9	19	0	0	.584	.372	2
2004	OAKLAND	.257	69	214	23	55	11	0	11	31	1	0	0	16	47	0	1	.463	.309	3
2005	OAKLAND	.247	39	97	11	24	7	0	2	12	0	0	0	5	28	0	0	.381	.284	0
2006	OAKLAND	.219	49	128	10	28	8	0	4	18	0	1	1	9	34	0	1	.375	.273	0
	AL Totals	.252	197	516	57	130	33	0	22	75	1	1	1	39	128	0	2	.444	.305	5
	NL Totals	.179	64	95	8	17	2	1	1	12	0	2	0	9	24	1	0	.253	.245	1
	ML Totals	.241	261	611	65	147	35	1	23	87	1	3	1	48	152	1	2	.414	.296	6

Career Transactions

1993 — Selected by the Toronto Blue Jays organization in the 13th round of the free agent draft, June 3. **1999** — Released, April 2; re-signed by the Toronto organization, April 6. Granted free agency, October 15; signed by the Los Angeles Dodgers organization, December 15. **2000** — Traded to the Colorado Rockies for a player to be named later, June 17. Granted free agency, October 18. **2001** — Resigned by the Colorado organization, January 29. Granted free agency, October 17; signed by the Chicago Cubs organization, November 8. **2002** — Released, July 17; signed by the Colorado organization, July 18. Granted free agency, October 15; signed by the Oakland Athletics organization, November 6.

Division Series Record

Year	Club/Opp.	AVG.	G	AB	R	H	2B	3B	HR	RBI	SH	SF	HP	BB	SO	SB	CS	SLG	OBP	E
2003	OAK vs. BOS	.600	2	5	1	3	0	1	0	1	0	0	0	0	1	0	0	1.000	.600	0
2006	OAK vs. MIN																			
	Totals	.600	2	5	1	3	0	1	0	1	0	0	0	0	1	0	0	1.000	.600	0

League Championship Series Record

Year	Club/Opp.	AVG.	G	AB	R	H	2B	3B	HR	RBI	SH	SF	HP	BB	SO	SB	CS	SLG	OBP	E
2006	OAK vs. DET	.000	1	1	0	0	0	0	0	0	0	0	0	0	1	0	0	.000	.000	0

FRONT OFFICE

2007 ATHLETICS

REVIEW

RECORDS

HISTORY

OPPONENTS

PLAYER DEVELOPMENT

MISCELLANEOUS

vs. The American League

2006 AVG.	AB	H	HR	RBI	CAREER vs. TEAM	AVG.	AB	H	HR	RBI
.250	4	1	0	0	Baltimore	.333	24	8	2	6
.200	5	1	1	2	Boston	.179	28	5	1	7
—	0	0	0	0	Chicago	.421	19	8	2	3
.400	5	2	0	2	Cleveland	.241	29	7	1	5
.000	7	0	0	0	Detroit	.208	24	5	1	2
.125	8	1	0	0	Kansas City	.257	35	9	1	3
.053	19	1	0	2	Los Angeles	.254	67	17	2	8
.500	6	3	0	1	Minnesota	.238	21	5	1	3
.143	7	1	0	0	New York	.276	29	8	1	2
—	0	0	0	0	Oakland	.250	4	1	0	0
.333	21	7	1	5	Seattle	.206	68	14	1	7
.250	4	1	0	0	Tampa Bay	.267	30	8	1	1
.111	9	1	0	0	Texas	.352	54	19	3	11
.333	12	4	2	4	Toronto	.211	38	8	3	7

vs. The National League

2006 AVG.	AB	H	HR	RBI	CAREER vs. TEAM	AVG.	AB	H	HR	RBI
.500	4	2	0	2	Arizona	.313	16	5	1	5
—	0	0	0	0	Atlanta	.100	10	1	0	1
—	0	0	0	0	Chicago	.286	7	2	0	0
—	0	0	0	0	Cincinnati	.375	8	3	0	4
.000	4	0	0	0	Colorado	.000	4	0	0	0
—	0	0	0	0	Florida	.333	6	2	1	1
—	0	0	0	0	Houston	—	0	0	0	0
.273	11	3	0	0	Los Angeles	.200	20	4	0	3
—	0	0	0	0	Milwaukee	.500	2	1	0	0
—	0	0	0	0	New York	.000	2	0	0	0
—	0	0	0	0	Philadelphia	.167	12	2	0	2
—	0	0	0	0	Pittsburgh	.250	8	2	1	6
—	0	0	0	0	St. Louis	.000	5	0	0	0
—	0	0	0	0	San Diego	.000	14	0	0	0
.000	2	0	0	0	San Francisco	.083	24	2	0	0
—	0	0	0	0	Washington	.333	3	1	0	0

Monthly Breakdown

2006 AVG.	AB	H	HR	RBI	CAREER by MONTH	AVG.	AB	H	HR	RBI
.267	15	4	0	1	April	.250	48	12	1	3
.250	44	11	3	11	May	.218	101	22	5	17
.214	28	6	0	2	June	.178	107	19	3	13
.067	15	1	0	0	July	.236	106	25	1	9
.222	9	2	1	2	August	.312	138	43	10	30
.250	16	4	0	1	September	.235	102	24	3	12
.000	1	0	0	1	October	.222	9	2	0	3

Batting Breakdown

2006 AVG.	AB	H	HR	RBI	CAREER by CATEGORY	AVG.	AB	H	HR	RBI
.254	63	16	2	10	Home	.231	286	66	8	36
.185	65	12	2	8	Road	.249	325	81	15	51
.102	49	5	0	4	Day	.234	235	55	8	37
.291	79	23	4	14	Night	.245	376	92	15	50
.195	113	22	2	13	Grass	.241	552	133	19	77
.400	15	6	2	5	Turf	.237	59	14	4	10
.237	93	22	3	14	Pre-ASG	.216	296	64	10	38
.171	35	6	1	4	Post-ASG	.263	315	83	13	49
.222	18	4	1	3	vs. LHP	.202	99	20	5	17
.218	110	24	3	15	vs. RHP	.248	512	127	18	70
.135	37	5	1	11	RISP	.195	164	32	5	57
.167	6	1	1	5	Bases Loaded	.294	17	5	2	14
.250	16	4	1	4	Pinch Hitter	.218	78	17	1	12
.294	34	10	2	6	Designated Hitter	.273	55	15	3	7

Ballpark Breakdown

	AVG.	AB	H	HR	RBI
Ameritrust Field	.333	30	10	1	5
Angel Stadium of Anaheim	.226	31	7	1	5
AT&T Park	.000	6	0	0	0
Busch Stadium I	.000	4	0	0	0
Camden Yards	.250	8	2	1	2
Chase Field	.333	6	2	1	2
Cinergy Field	.375	8	3	0	4
Comerica Park	.400	10	4	1	2
Coors Field	.152	46	7	0	3
Dodger Stadium	.143	7	1	0	3
Dolphin Stadium	.333	3	1	1	1
Fenway Park	.182	22	4	0	5
Jacobs Field	.211	19	4	1	3
Kauffman Stadium	.294	17	5	1	3
McAfee Coliseum	.243	247	60	8	33
Metrodome	.214	14	3	0	2
Miller Park	.500	2	1	0	0
Qualcomm Stadium	.000	10	0	0	0
Rogers Centre	.273	22	6	3	7
Safeco Field	.310	29	9	0	1
Shea Stadium	.000	2	0	0	0
Three Rivers Stadium	.000	0	0	0	0
Tropicana Field	.235	17	4	1	1
Turner Field	.000	4	0	0	0
U.S. Cellular Field	.455	11	5	2	3
Veterans Stadium	.167	6	1	0	0
Wrigley Field	.286	7	2	0	0
Yankee Stadium	.261	23	6	1	2

Fielding Statistics

Catcher

YEAR	PCT.	G	PO	A	E	TC	DP	PB
2000	1.000	1	0	1	0	1	0	1
2001	.991	23	104	4	1	109	0	2
2003	.993	33	129	10	1	140	1	1
2004	.995	64	358	18	2	378	1	5
2005	1.000	24	115	7	0	122	0	1
2006	1.000	24	129	14	0	143	3	0
Totals	.996	169	835	54	4	893	5	10

First Base

YEAR	PCT.	G	PO	A	E	TC	DP
2000	1.000	3	11	1	0	12	1
2001	1.000	1	1	0	0	1	0
2003	1.000	1	2	0	0	2	0
2004	1.000	1	2	1	0	3	0
2006	1.000	2	1	9	0	9	1
Totals	1.000	8	17	11	0	27	1

Third Base

YEAR	PCT.	G	PO	A	E	TC	DP
2003	.500	2	0	1	1	2	0
2004	.750	3	1	2	1	4	1
2006	1.000	3	0	2	0	2	0
Totals	.750	8	1	5	2	8	1

Outfield

YEAR	PCT.	G	PO	A	E	TC	DP
2000	—	1	0	0	0	0	0
Totals	—	1	0	0	0	0	0


Melhuse's Career Highs

Hits: 3 (six times), last: June 16, 2006 vs. Los Angeles (NL). NOTE: Also had 3 on October 5, 2003 at Boston in ALDS Game 4.
Runs: 3 (three times), last: August 7, 2005 at Kansas City
Doubles: 2 (twice), last: June 1, 2004 vs. Chicago (AL)
Triples: 1, September 17, 2000 at Los Angeles
Home Runs: 1 (23 times), last time: August 28, 2006 vs. Boston
Runs Batted In: 5, June 13, 2004 vs. Pittsburgh
Walks: 2 (three times), last: June 13, 2004 vs. Pittsburgh
Strikeouts: 3 (twice), last: July 10, 2004 at Cleveland
Stolen Bases: 1, August 10, 2001 at Cincinnati
Hitting Streak: 5 (four times), last time: August 15 to 26, 2004
Hitless Streak (At Bats): 14 (twice), last: June 16 to 30, 2006

Melhuse's Career Home Run Chart

Multi-Homer Games: None. **Three-Homer Games:** None. **Two-Homer Games:** None. **Grand Slams:** 2, May 16, 2006 vs. Seattle (Felix Hernandez); June 13, 2004 vs. Pittsburgh (Kip Wells). **Pinch-Hit Home Runs:** 1, August 28, 2006 vs. Boston (Keith Foulke). **Inside-The-Park Home Runs:** None. **Game Ending Home Runs:** None. **Lead Off Home Runs:** None.

The A's Remember Art Fowler



Art Fowler, who served as the A's pitching coach from 1980-82 under manager Billy Martin, passed away at his home in Spartanburg, S.C. on January 29 at the age of 84.

Born in Converse, South Carolina, Fowler worked as a pitching coach in the Major Leagues for 14 years, mostly alongside Martin in Minnesota (1969), Detroit (1971-73), Texas (1974-74), New York (1977-79) and Oakland. In Fowler's second season with the Yankees, Ron Guidry won the Cy Young Award, going 25-3 with a 1.74 ERA. He earned World Series rings with the Yankees in 1977 and 1978.

Fowler pitched in the majors for nine seasons with Cincinnati, the Los Angeles Dodgers and California Angels, compiling a 54-51 record with a 4.03 ERA in 362 career appearances, including 90 starts. He had his best year in 1954 with the Reds, winning 12 games with a 3.83 ERA.

Dan Meyer

Left-Handed Pitcher

Height/Weight: 6-3 / 210

Bats/Throws: Right / Left

Birthdate: July 3, 1981

Opening Day Age: 25

Birthplace/Resides: Woodbury, New Jersey / Hobe Sound, Florida

Major League Service: 20 days

Obtained: Acquired from the Atlanta Braves with pitcher Juan Cruz and outfielder Charles Thomas for pitcher Tim Hudson, December 16, 2004

Contract Status: First year of a one-year contract through 2007.

30



2006 Highlights

Had his season interrupted by injury for the second consecutive year as he was 3-3 with a 5.07 ERA in 10 starts with Triple-A Sacramento before left shoulder tendinitis ended his season at the end of May...allowed a .315 (63 for 200) opponents batting average, which included a .411 (23 for 56) mark against left-handed hitters and .278 (40 for 144) against right-handers...opponents hit .304 (14 for 46) with runners in scoring position...allowed 10 home runs in 49.2 innings, an average of 1.81 per nine innings...was 3-0 with a 2.25 ERA (7 er in 28.0 ip)...250 (26 for 104) opponents batting average and one home run allowed in five starts at home and 0-3 with an 8.72 ERA (21 er in 21.2 ip)...385 (37 for 96) opponents batting average and nine home runs allowed in five starts on the road...had a 2.25 ERA (5 er in 20.0 ip) in the first two innings of his starting assignments and a 6.98 ERA (23 er in 29.2 ip) after that...the River Cats were 5-5 in his starting assignments...tossed fewer than five innings in three of his 10 starts and never tossed more than 6.0 innings...allowed two runs or fewer five times and walked two batters or fewer five times...allowed a season high six runs in a season low 3.1 innings in his first start, a loss at Portland on April 9...matched those figures in his final start of the season, also a loss at Portland on May 29...after losing his first start, he put together a three-game winning streak over his next five starts from April 15 to May 5...posted a 2.25 ERA (7 er in 28.0 ip) and allowed a .240 (25 for 104) opponents batting average during the winning streak...capped the streak on May 5 against Tucson when he struck out a season high seven while allowing just one run in 6.0 innings...had his winning streak snapped with a loss on May 12 at Oklahoma (4.0 ip, 9 h, 5 r, 5 er, 3 bb, 4 so) and went 0-2 with a 7.36 ERA (15 er in 18.1 ip) over his final four starts...had allowed six home runs in 46.1 innings over his first nine starts and then allowed four home runs in 3.1 innings in his final start, a loss at Portland on May 29 (7 h, 6 r, 6 er, 1 bb, 1 so)...was placed on the Disabled List on May 30 with left shoulder tendinitis and missed the remainder of season.

Career

2005—Spent his first season in the A's organization at Triple-A Sacramento and was 2-8 with a 5.36 ERA in 19 games, 17 starts...it was the first time in his career he had an ERA above 2.87...had career highs in earned runs (53), home runs (15) and walks (43) and matched his high in runs (64)...his two wins were the fewest of his career but he had two stints on the disabled list with shoulder problems...led the River Cats pitching staff in losses and home runs allowed...allowed a .286 opponents batting average which included a .277 mark against left-handed hitters and .289 against right-handers...allowed 13 of his 15 home runs to righties...yield a .308 opponents batting average over the first four innings of a game and .218 after that...opponents batted .270 with runners in scoring position, including .317 with RISP and two outs...was 0-5 with a 5.53 ERA in 12 games at home compared to 2-3 with a 5.06 ERA in seven games on the road...Sacramento had a 6-11 (.353) record in his starting assignments...tossed five innings or fewer 11 of his 17 starts, including fewer than five innings five times...allowed a season high nine runs in 4.2 innings in a loss at Tucson on May 5...was 1-3 with a 6.62 ERA...303 opponents batting average and 10 home runs allowed over his first seven starts before he was placed on the disabled list on May 11 with a strained left shoulder...went 1-5 with a 4.53 ERA...275 opponents batting average and five home runs allowed over his final 12 games, 10 starts...was reinstated from the DL on June 23 and his first two appearances came in relief (7.71 ERA)...was 2-8 with a 5.30 ERA in his 17 starts...lost three consecutive starts from July 14-24 (6.28 ERA), giving him a season high four-game losing streak dating back to May 5...picked up his second and final win of the season on July 29 at Memphis when he struck out a season high seven and matched his season high with 7.0 innings pitched...went on the DL for a second time on August 22 with tendinitis in his left shoulder and missed the remainder of the season.

2004—Made his Major League debut with Atlanta during September in just his third professional season...was selected from Triple-A Richmond on September 14 and did not allow a run in two relief appearances with the Braves (2.0 ip)...made his debut on September 14 at New York with a scoreless eighth inning (1.0 ip, 1 h, 1 so) and faced the Mets again two days later (1.0 ip, 1 h, 1 bb)...spent the balance of the season at Double-A Greenville and Richmond where he combined to post a 9-6 record and a 2.49 ERA in 26 games, 24 starts...his ERA ranked 10th in all of minor league baseball and his win total was a career high...struck out 146 and walked just 37 in 126.1 innings...averaged 10.4 strikeouts per nine innings and had a strikeout to walk ratio of 3.9 to 1...ranked fourth in the Atlanta farm system in strikeouts and ERA...allowed a .236 opponents batting average which included a .205 mark against left-handers and .242 against right-handers...all seven of his home runs allowed were against right handed hitters...opened the season at Greenville, going 6-3 with a 2.22 ERA...led his team in wins, strikeouts, starts and ERA at time of his promotion...ranked third in the Southern League in ERA when he was moved up...ended up tying for second on the club in wins...allowed just one home run in 65.0 innings...did not allow an earned run in four April outings (14.0 ip)...won his final two Double-A starts, striking out a season high 11 batters in 6.0 innings on June 17 against Chattanooga and fanning 10 in 6.0 innings on June 23 at West Tenn...was promoted to Richmond on June 27 and was 3-3 with a 2.79 ERA in 12 games, 11 starts...allowed a .164 opponents average with runners in scoring position at Triple-A...went 2-0 with a 0.92 ERA over his final four regular season outings...then made one post-season start for in Game 2 of the International League semi-finals and had a no decision (6.0 ip, 2 h, 1 r, 1 er, 1 bb, 3 so)

2003—Was named the Braves number five prospect by *Baseball America*...honored with a selection to the South Atlantic League, Southern Division, All-Star team...spent the entire season at the Single-A level and was a combined 7-10 with a 2.87 ERA in 28 starts at Rome of the South Atlantic League and Myrtle Beach of the Carolina League...had career highs in starts, innings (160.0) and strikeouts (158)...finished tied

for eighth in all of minor league baseball in strikeouts...ranked second in the Atlanta farm system in strikeouts and third in ERA...walked just 32 for a strikeout to walk ratio of 4.9 to 1...allowed a .242 opponents batting average which included a .220 mark against right-handers and .306 against left-handers...allowed 12 of his 13 home runs against right-handers...began the season at Rome and was 4-4 with a 2.87 ERA in 15 starts...including 2-0 with a 1.88 ERA in April...was transferred to Myrtle Beach on June 26 where he went 3-6 with a 2.87 ERA in 13 starts...compiled a 1.96 ERA over his final six starts but was just 1-3 over that span.

2002—Began his professional career with Danville of the Appalachian Rookie League and was 3-3 with a 2.74 ERA in 13 games, all starts...tied for the league lead in complete games (1), ranked third in strikeouts (77) and fifth in ERA...led his team in strikeouts...allowed a .198 opponents batting average...recorded his first professional win on July 12 against Martinsville...went 2-1 with a 1.67 ERA in five starts in August...struck out a season high 10 in his final start on August 23 at Princeton.

Personal/Miscellaneous

Daniel Livingston Meyer was originally signed by Atlanta scout J.J. Picollo...attended James Madison University...pitched for Cotuit in the Cape Cod League in 2001 and was 3-1 with a 1.55 ERA in 14 games, three starts.

Lifetime Pitching Record

Year	Club	W	L	ERA	G	GS	CG	SHO	SV	IP	H	R	ER	HR	HB	BB	IBB	SO	WP	BK
2002	Danville	3	3	2.74	13	13	1	0	0	65.2	47	22	20	4	5	18	0	77	4	0
2003	Rome	4	4	2.87	15	15	0	0	0	81.2	76	35	26	6	6	15	1	95	7	0
	Myrtle Beach	3	6	2.87	13	13	0	0	0	78.1	69	29	25	7	3	17	1	63	1	0
2004	Greenville	6	3	2.22	14	13	0	0	0	65.0	50	17	16	1	4	12	0	86	2	0
	Richmond	3	3	2.79	12	11	0	0	0	61.1	62	23	19	6	1	25	1	60	2	1
	ATLANTA	0	0	0.00	2	0	0	0	0	2.0	2	0	0	0	0	1	1	1	0	0
2005	Sacramento	2	8	5.36	19	17	0	0	0	89.0	101	64	53	15	2	43	0	63	2	0
2006	Sacramento	3	3	5.07	10	10	0	0	0	49.2	63	32	28	10	2	20	0	29	4	0
ML	Totals	0	0	0.00	2	0	0	0	0	2.0	2	0	0	0	0	1	1	1	0	0

Career Transactions

2002 — Selected by the Atlanta Braves organization in the first round (34th selection overall) of the free agent draft, June 4. **2004** — Traded to the Oakland Athletics with pitcher Juan Cruz and outfielder Charles Thomas for pitcher Tim Hudson, December 16.

vs. The National League

2006	CAREER										vs. TEAM									
ERA	W	L	SV	G	IP	H	HR	ER	SO	ERA	W	L	SV	G	IP	H	HR	ER	SO	
—	0	0	0	0	0.0	0	0	0	0	New York	0.00	0	0	0	2	2.0	2	0	0	1

Monthly Breakdown

2006	CAREER										by MONTH									
ERA	W	L	SV	G	IP	H	HR	ER	SO	ERA	W	L	SV	G	IP	H	HR	ER	SO	
—	0	0	0	0	0.0	0	0	0	0	September	0.00	0	0	0	2	2.0	2	0	0	1

Pitching Breakdown

2006	CAREER										by CATEGORY									
ERA	W	L	SV	G	IP	H	HR	ER	SO	ERA	W	L	SV	G	IP	H	HR	ER	SO	
—	0	0	0	0	0.0	0	0	0	0	Home	—	0	0	0	0	0.0	0	0	0	0
—	0	0	0	0	0.0	0	0	0	0	Away	0.00	0	0	0	2	2.0	2	0	0	1
—	0	0	0	0	0.0	0	0	0	0	Day	—	0	0	0	0	0.0	0	0	0	0
—	0	0	0	0	0.0	0	0	0	0	Night	0.00	0	0	0	2	2.0	2	0	0	1
—	0	0	0	0	0.0	0	0	0	0	Grass	0.00	0	0	0	2	2.0	2	0	0	1
—	0	0	0	0	0.0	0	0	0	0	Turf	—	0	0	0	0	0.0	0	0	0	0
—	0	0	0	0	0.0	0	0	0	0	Pre-ASG	—	0	0	0	0	0.0	0	0	0	0
—	0	0	0	0	0.0	0	0	0	0	Post-ASG	0.00	0	0	0	2	2.0	2	0	0	1
—	0	0	0	0	0.0	0	0	0	0	Starter	—	0	0	0	0	0.0	0	0	0	0
—	0	0	0	0	0.0	0	0	0	0	Reliever	0.00	0	0	0	2	2.0	2	0	0	1

Ballpark Breakdown

	ERA	W	L	S	G	IP	H	HR	ER	SO
Shea Stadium	0.00	0	0	0	2	2.0	2	0	0	1

Fielding Statistics

Pitcher	YEAR	PCT.	G	PO	A	E	TC	DP
	2004	—	2	0	0	0	0	0
Totals	—	—	2	0	0	0	0	0

Meyer's Career Highs

Low Hit Complete Game: None
Innings Pitched: 1.0 (twice), last: September 16, 2004 at New York (NL)
Hits: 1 (twice), last: September 16, 2004 at New York (NL)
Runs: 0
Earned Runs: 0

Walks: 1, September 16, 2004 at New York (NL)
Strikeouts: 1, September 14, 2004 at New York (NL)
Home Runs: 0
Longest Winning Streak: 0
Longest Losing Streak: 0
Longest Scoreless Streak: 2.0, September 14, 2004 to present

Donnie Murphy

13

Infielder

Height/Weight: 5-10 / 185**Bats/Throws:** Right / Right**Birthdate:** March 10, 1983**Opening Day Age:** 24**Birthplace/Resides:** Lakewood, California / Surprise, Arizona**Major League Service:** 92 days**Obtained:** Acquired from the Kansas City Royals for cash considerations, November 28, 2006**Contract Status:** First year of a one-year contract through 2007.

2006 Highlights

Spent the entire season at Double-A Wichita where he batted .249 with 14 home runs and 45 RBI...appeared in just 94 games due to two stints on the disabled list, but his home runs were a career high...batted .267 (79 for 296) against right-handed pitching compared to .171 (12 for 70) against left-handers...his average improved to .264 (24 for 91) with runners in scoring position...appeared exclusively at second base where he committed just five errors in 91 games for a .989 (450 total chances) fielding percentage...ranked second among Texas League second basemen in fielding to the A's Kevin Mellillo (.990 at Midland)...hit in every spot in the order except clean-up and saw his most action in the six (28 games) and seven (26 games) spots...had a grand slam and a season high four RBI in the third game of the season on April 8 at Tulsa...hit .350 (7 for 20) with five RBI over his first four games but then went 4 for 42 (.095) over his next 12 games to finish April with a .177 batting average...was placed on the 15-day Disabled List on May 1 with a sprained left thumb and was reinstated on May 14...hit safely in each of his first five games following his return (10 for 19, .526) but then went 3 for 37 (.082) over his next 11 games to drop his average to .203 on May 29...snapped a 0 for 26 streak with a third inning double on May 31 against Corpus Christi...was a perfect 4 for 4 with two doubles and three runs scored in the second game of a doubleheader on June 18 at Arkansas and ended up batting .265 (18 for 68) in June...hit .239 (27 for 113) in July, but had a season best nine-game hitting streak from July 26 to August 4 (13 for 38, .342)...was on the disabled list for a second time from August 8 to 25 with right wrist tendinitis...batted .361 (13 for 36) with four home runs and 10 RBI in nine games following his return...hit two home runs on August 29 at Springfield and drove in three runs, giving him back-to-back three RBI games...then hit .333 (11 for 33) with one home run and three RBI in eight postseason games for Wichita as the Wranglers lost the Texas League Championship Series, 3 games to 1 to Corpus Christi.

Career

2005—Played 32 games for Kansas City and hit .156 (12 for 77) with five doubles and eight RBI...had his contract purchased from Double-A Wichita on July 20...was hitting .313 with 10 home runs, 13 doubles and 32 RBI in 50 games for the Wranglers at the time of his promotion...made his season debut on July 20 against Cleveland, going 2 for 4, including his first Major League home run off C.C. Sabathia in the third inning...reached base safely in his first 11 games with Kansas City from July 20-31...fractured his left ring finger in the third inning on August 24 vs. Boston...was placed on the 15-Day Disabled List on August 25 and was reinstated from the DL on September 9...tabbed by *Baseball America* as the 10th best prospect in the Royals organization entering the 2006 season.

2004—Spent a majority of the season with Single-A Wilmington, batting .256 with 67 runs, 10 home runs and 75 RBI...finished third in the Carolina League in doubles (32)...had his contract purchased from Wilmington on September 17...batted .185 (5 for 27) with one run and three RBI in seven games for Kansas City...made his Major League debut on September 18 at Cleveland and notched his first Major League hit in the seventh inning off Jeremy Guthrie...turned five double plays at Chicago on September 24 to break the club record for double plays by a second baseman...selected to play in the Carolina League's mid-season All-Star Game.

2003—Named Burlington's Player of the Year after hitting .313 (158 for 504) with 29 doubles, six triples and five home runs...set a franchise record and ranked second in the Midwest League with 98 RBI...also ranked second in the league with 158 hits, third with a .397 on base percentage and fourth with a .313 batting average...was named the Royals 6th-best prospect by *Baseball America* following the 2003 season...was also tabbed with the best infield arm in the organization.

2002—Made his professional debut with Single-A Spokane of the Northwest League and hit .303 with 15 RBI in 28 games...also batted .225 in 33 games at Single-A Burlington for a combined .262 average with no home runs and 30 RBI in 61 games.

Personal/Miscellaneous

Donald Rex Murphy was originally signed by Kansas City scout Gary Johnson...graduated from Riverside Poly (CA) High School in 2001...was an all-star selection in the High School National Classic Tour...honored as All-CIF for three years and was named as the 25th best prospect in California by *Baseball America*...also lettered in basketball...attended Orange Coast Community College.

Lifetime Playing Record

Year	Club	AVG.	G	AB	R	H	2B	3B	HR	RBI	SH	SF	HP	BB	SO	SB	CS	SLG	OBP	E
2002	Spokane	.303	28	109	20	33	10	2	0	15	0	0	3	6	17	0	0	.431	.356	8
	Burlington	.225	33	120	12	27	6	3	0	15	1	5	4	11	31	0	2	.325	.300	10
2003	Burlington	.313	132	504	77	158	29	6	5	98	3	7	9	65	78	15	6	.425	.397	14
2004	Wilmington	.256	129	485	67	124	32	5	10	75	2	8	4	52	96	1	1	.404	.328	20
	KANSAS CITY	.185	7	27	1	5	3	0	0	3	0	0	0	7	1	0	.296	.185	0	
2005	Wichita	.313	50	214	33	67	13	1	10	32	3	1	4	13	32	1	1	.523	.362	6
	KANSAS CITY	.156	32	77	4	12	5	0	1	8	1	1	0	9	23	0	1	.260	.241	4
2006	Wichita	.249	94	366	57	91	25	1	14	45	2	0	8	19	65	6	3	.437	.300	5
ML Totals		.163	39	104	5	17	8	0	1	11	1	1	0	9	30	1	1	.269	.228	4

Career Transactions

2002 — Selected by the Kansas City Royals organization in the 5th round of the free agent draft, June 4. 2005 — On disabled list, August 25 to September 9. 2006 — Traded to the Oakland Athletics in exchange for cash considerations, November 28.

vs. The American League

2006 AVG.	AB	H	HR	RBI	CAREER vs. TEAM	AVG.	AB	H	HR	RBI
—	0	0	0	0	Boston	.143	7	1	0	2
—	0	0	0	0	Cleveland	.208	24	5	1	4
—	0	0	0	0	Chicago	.267	15	4	0	1
—	0	0	0	0	Detroit	.000	7	0	0	1
—	0	0	0	0	Minnesota	.000	2	0	0	0
—	0	0	0	0	Oakland	.200	15	3	0	0
—	0	0	0	0	Seattle	.000	4	0	0	0
—	0	0	0	0	Tampa Bay	.176	17	3	0	1
—	0	0	0	0	Toronto	.077	13	1	0	2

Monthly Breakdown

2006 AVG.	AB	H	HR	RBI	CAREER by MONTH	AVG.	AB	H	HR	RBI
—	0	0	0	0	July	.250	28	7	1	3
—	0	0	0	0	August	.132	38	5	0	2
—	0	0	0	0	September	.143	35	5	0	5
—	0	0	0	0	October	.000	3	0	0	1

Batting Breakdown

2005 AVG.	AB	H	HR	RBI	CAREER by CATEGORY	AVG.	AB	H	HR	RBI
—	0	0	0	0	Home	.163	49	8	0	6
—	0	0	0	0	Road	.164	55	9	1	5
—	0	0	0	0	Day	.100	20	2	0	1
—	0	0	0	0	Night	.179	84	15	1	10
—	0	0	0	0	Grass	.175	80	14	1	9
—	0	0	0	0	Turf	.125	24	3	0	2
—	0	0	0	0	Pre-ASG	—	0	0	0	0
—	0	0	0	0	Post-ASG	.163	104	17	1	11
—	0	0	0	0	vs. LHP	.160	50	8	1	6
—	0	0	0	0	vs. RHP	.167	54	9	0	5
—	0	0	0	0	RISP	.154	26	4	0	9
—	0	0	0	0	Loaded	1.000	1	1	0	3
—	0	0	0	0	PH	.200	5	1	0	1
—	0	0	0	0	DH	.000	2	0	0	0

Ballpark Breakdown

	AVG.	AB	H	HR	RBI		AVG.	AB	H	HR	RBI
Comerica Park	.000	2	0	0	0	Metrodome	.000	2	0	0	0
Fenway Park	.000	3	0	0	0	Rogers Centre	.000	5	0	0	1
Jacobs Field	.375	8	3	1	2	Safeco Field	.000	4	0	0	0
Kauffman Stadium	.163	49	8	0	6	Tropicana Field	.176	17	3	0	1
McAfee Coliseum	.167	6	1	0	0	U.S. Cellular Field	.250	8	2	0	1

Fielding Statistics

Second Base

YEAR	PCT.	G	PO	A	E	TC	DP
2004	1.000	7	12	17	0	29	8
2005	.972	29	42	61	3	106	14
Totals	.978	36	54	78	3	135	22

Shortstop

YEAR	PCT.	G	PO	A	E	TC	DP
2005	.000	2	0	0	1	1	0
Totals	.000	2	0	0	1	1	0

Murphy's Career Highs

Hits: 2 (twice), last: August 7, 2005 vs. Oakland
Runs: 1 (five times), last: August 10, 2005 vs. Cleveland
Doubles: 1 (eight times), last: August 19, 2005 at Oakland
Triples: None
Home Runs: 1, July 20, 2005 at Cleveland
Runs Batted In: 2 (twice), last: August 23, 2005 vs. Boston
Walks: 1 (nine times), last: September 24, 2005 vs. Cleveland
Strikeouts: 3 (twice), last: August 23, 2005 vs. Boston
Stolen Bases: 1, September 18, 2004 at Cleveland
Hitting Streak: 3, September 21 to 25, 2004
Hitless Streak (At Bats): 14, July 29 to August 7, 2005

Murphy's Career Home Run Chart

Multi-Homer Games: None. **Three-Homer Games:** None. **Two-Homer Games:** None. **Grand Slams:** None. **Pinch-Hit Home Runs:** None. **Inside-The-Park Home Runs:** None. **Game Ending Home Runs:** None. **Lead Off Home Runs:** None.

Antonio Perez

4

Infielder

Height/Weight: 5-11 / 186

Bats/Throws: Right / Right

Birthdate: January 26, 1980


Opening Day Age: 27

Birthplace/Resides: Bani, Dominican Republic / Bani, Dominican Republic

Major League Service: 2 years, 130 days

Obtained: Acquired from the Los Angeles Dodgers with outfielder Milton Bradley in exchange for outfielder Andre Ethier, December 13, 2005

Contract Status: First year of a one-year contract through 2007.



2006 Highlights

Was on the A's roster for the entire season but never got on track offensively as he hit .102 in 57 games...his batting average was the lowest in Oakland history based on a minimum of 100 plate appearances...the previous low was by Vida Blue, who hit .118 in 1971...the previous low by a non-pitcher was .126 by Dave Duncan in 1969...it was second lowest in Athletics history to Lefty Grove who hit .086 for the Philadelphia A's in 1933...using the 100 plate appearance minimum, his average was the lowest mark in the American League in the designated hitter ERA (since 1973)...the previous low was .115 by Torey Lovullo with Detroit in 1989...it was the third lowest by a non-pitcher in the Major Leagues since 1900 (.075, Ed Connolly, 1931 Boston Red Sox and .101, Brandon Larson, 2003 Cincinnati Reds)...collected just 10 hits in 98 at bats and seven of those hits were for extra bases (five doubles, one triple, one home run)...had eight RBI on his 10 hits...struck out 44 times in his 109 plate appearances, an average of 2.48 plate appearances per strikeout...based on a minimum of 100 plate appearances, that is the lowest mark in Oakland history by a non-pitcher (Scott Lydy, 2.85 in 1993) and second lowest by any player (Vida Blue, 1.92 in 1971)...since 1968, only one non-pitcher in the Major Leagues had a lower mark and that was J.R. Phillips with San Francisco and Philadelphia in 1996 (2.27)...his batting average broke down to .129 (4 for 31) against left-handed pitching and .090 (6 for 67) against right-handers...was 3 for 27 (.111) with runners in scoring position...hit .167 (5 for 30) during the day and .074 (5 for 68) at night...started 24 games, including 20 at third base, three at shortstop and one at second base...appeared in 27 games total at third, four at short and two at second base...committed four errors, all at third base...now has 10 errors in 68 career games at third base...also made 18 pinch running appearances in 2006...batted ninth in 22 of his 26 starts and hit .086 (6 for 70) there compared to .143 (4 for 28) in all other spots in the order...had a solid spring training with the A's as he hit .320 with a home run and seven RBI in 21 games...then started the regular season by going 0 for 24 and had a career high 0 for 30 streak before an eighth inning RBI single on May 14 at New York...was the last position player on an Opening Day roster in the Major Leagues to get a hit...his 0 for 24 streak tied for the third longest hitless streak to start a season in Oakland history...went 1 for 32 (.031) over his first 21 games before collecting his second hit of the season on June 9, also at New York...the hit was his only home run of the season, a two-run shot off Randy Johnson...it was his first home run since July 6, 2005 and it snapped a 73-game, 141-at bat homerless streak...was 2 for 50 (.040) over his first 26 games through June 20...then went 8 for 58 (.138) over his final 31 games...his second inning double off Jason Schmidt on June 23 at San Francisco was his first hit against a right-handed pitcher...it snapped a 0 for 24 against righties to start the season and 0 for his last 30 dating back to October 1, 2005 at San Diego (Chan Ho Park)...it began a season best three-game hitting streak (3 for 13, .231)...had his second two RBI game of the season on June 25 at San Francisco and had five of his eighth RBI over an eight-game stretch from June 9 to 29...walked with the bases loaded in the top of the 14th inning on June 29 at San Diego to force in the winning run in the A's 6-5 win...went 1 for 3 with a double and a RBI in a start at third base on July 23 at Detroit...then appeared in just 20 of the A's final 64 games and was 3 for 27 (.111)...started just seven of those games, all at third base...fractured his right index finger on September 28 at Los Angeles and was not on the A's postseason roster.

Career

2005—Made the Opening Day roster for the first time in his career and led all Dodger hitters with a .297 batting average (minimum 200 at bats)...tied for the team lead with 11 stolen bases, marking the lowest team-leading total in Los Angeles history...his 11-game hitting streak from June 8-22 was the Dodgers longest of the season...made 33 starts at third base, 21 starts at second base and eight starts at shortstop...hit .312 vs. left-handed pitchers and .316 on the road...batted .306 in day games...hit .321 with runners in scoring position...had 13 two-hit games, four three-hit games and one four-hit game...had three two-RBI games, two three-RBI games and one five-RBI game...reached base in 28 of his 62 plate appearances to lead off an inning for a .452 on-base percentage...batted in all nine spots in the batting order, with his best production coming from the number seven spot (10 for 23, 1 HR, 6 RBI)...hit .291 vs. right-handers...made his first start of season on April 8 at Arizona and went 2 for 4 but injured his left hamstring in the game and was placed on the Disabled List on April 9...went on a rehabilitation assignment to Triple-A Las Vegas on April 28, where he batted .232 with two homers and six RBI in 16 games...upon being activated from the DL, he batted .415 in his first 17 games back, including a period of four consecutive multi-hit games and five in six games from May 24 to 29...had a career-high four hits and hit his first homer as a Dodger on May 26 at San Francisco...made his big league outfield debut on June 2 vs. Milwaukee, appearing in left field in the ninth inning...batted leadoff on June 12 vs. Minnesota, the first time he has been atop the lineup in his career...tied his career high with five RBI on July 6 at Colorado...on August 14 vs. New York, he broke up Pedro Martinez's no-hit bid with one out in the eighth inning by tripling off the wall in left-center field...the hit came on Martinez's 86th pitch and the next batter, Jayson Werth, hit a two-run homer to give the Dodgers a 2-1 victory.

2004—Was acquired by Los Angeles on April 3 in exchange for outfielder Jason Romano...recalled from Triple-A Las Vegas on September 7, where he batted .296 with 22 homers, 88 RBI and 22 stolen bases in 125 games...became the first 20/20 player in Las Vegas' franchise history and the first Dodger farmhand to steal 20 bases and hit 20 homers in a season since Chin-Feng Chen hit 31 homers and stole 31 bases for Single-A San Bernardino in 1999...played second base and shortstop for Las Vegas...the stint with the Dodgers was his second trip to the Major Leagues...went 3 for 13 with five runs scored for the Dodgers including a double...made his Dodger debut on September 7 vs. Arizona and singled to center...was hit by pitch and scored a run on September 11 vs. St. Louis...doubled and scored two runs on September 13 vs. San Diego...batted .255 (12 for 47) for the Gigantes during the Dominican Winter League.

2003—Split the season between Double-A Orlando, Triple-A Durham and Tampa Bay...had not played above Double-A before 2003...was up with the big club from May 9-15 and June 25 through season's end...appeared in just two games during his first stint...made his Major League debut on May 14 at Toronto as a pinch-runner...made his first big league start the next night at SkyDome at second base and went 1 for 3, collecting his first big league hit, an infield single off Doug Davis...began his second tour starting 33 of the club's 53 games through August 23...started just four of the final 34 games...started 30 games at second base, five at shortstop and three at third base...his games at third were his first as a pro...began his career with a nine-game hitting streak which was snapped at Seattle on July 13...hit his first Major League home run on July 12 at Seattle off Gil Meche...had a career-high five RBI on July 24 at Boston, tying the Rays' club rookie record for RBI in a game...hit .319 in July, third best among AL rookies...followed that up with a 5 for 42 (.119) stretch to close out the season...hit .320 with runners in scoring position...batted a combined .279 at Orlando and Durham with eight homers and 30 RBI...began the season at Orlando and hit .272 with two homers and 10 RBI in 24 games before being promoted to Triple-A on May 22...batted .284 for the Bulls in 34 games with six homers and 20 RBI...was selected to play in the Future's Game All-Star week at US Cellular Field but did not play as he was recalled by the Rays...played and homered in the Hall of Fame Game on June 16 at Cooperstown between Tampa Bay and Philadelphia.

2002—Spent the season with Double-A San Antonio where he batted .258 with two home runs and 24 RBI in 72 games...appeared in 64 games at second base and 10 at shortstop...was on the disabled list from May 3 to July 4 with a bruised right wrist...played in six rehabilitation games for the Rookie Mariners of the Arizona Rookie League...had his best stretch when he returned from the DL, batting .322 in July with 11 RBI and eight stolen bases for San Antonio...named the Rays' eighth-best prospect by *Baseball America* and the fifth-best position player.

2001—Played in just five games (June 1 through 5) with Double-A San Antonio, battling a fractured right wrist...was on the disabled list from April 5 to May 31 and June 6 through the season's end.

2000—Played with Single-A Lancaster and led the California League with a .527 slugging percentage...was third in the league with 36 doubles and 59 extra base hits...was on the disabled list from May 2 to June 5 with a right hand fracture...hit two home runs on June 8 vs. Rancho Cucamonga...hit .309 in June...had a .939 fielding percentage in 96 games at shortstop...named the California League's top prospect at the conclusion of the season by *Baseball America*.

1999—Batted .288 with seven homers and 41 RBI at Single-A Rockford...ranked third among Reds' minor leaguers with 35 stolen bases...homered in back-to-back games on May 15-16 vs. Fort Wayne...scored at least one run in nine consecutive games May 5-18...scored at least one run in 12 straight games from August 5-17...reached base safely in 23 consecutive games from August 3-26.

1998—Was signed as a non-drafted free agent by Cincinnati on March 21, 1998...spent the season in the Dominican Summer League...batted .255 with two homers and 24 RBI in 63 games...stole 58 bases and recorded a .408 on-base percentage.

Personal/Miscellaneous

Antonio Miguel Perez...was originally signed by Cincinnati scout Johnny Almaraz.

FRONT OFFICE

2007 ATHLETICS

REVIEW

RECORDS

HISTORY

OPPONENTS

PLAYER DEVELOPMENT

MISCELLANEOUS

Lifetime Playing Record

Year	Club	AVG.	G	AB	R	H	2B	3B	HR	RBI	SH	SF	HP	BB	SO	SB	CS	SLG	OBP	E
1998	DSL Reds	.255	63	212	57	54	11	0	2	24	3	3	4	53	33	58	16	.335	.408	-
1999	Rockford	.288	119	385	69	111	20	3	7	41	8	3	13	43	80	35	24	.410	.376	36
2000	Lancaster	.276	98	395	90	109	36	6	17	63	9	4	8	58	99	28	16	.527	.376	27
2001	San Antonio	.143	5	21	3	3	0	0	0	0	0	0	0	0	7	0	0	.143	.143	6
2002	AZL Mariners	.333	6	15	3	5	1	0	1	3	0	1	1	4	2	4	0	.600	.476	0
	San Antonio	.258	72	240	30	62	8	2	2	24	8	5	10	11	64	15	9	.333	.312	13
2003	Orlando	.272	24	81	16	22	5	1	2	10	1	1	4	18	18	3	1	.432	.423	3
	Durham	.284	34	134	27	38	12	2	6	20	1	1	3	10	38	3	1	.537	.345	8
	TAMPA BAY	.248	48	125	19	31	6	1	2	12	2	1	1	18	34	4	1	.360	.345	2
2004	Las Vegas	.296	125	476	92	141	24	6	22	88	3	7	7	61	87	22	12	.511	.379	20
	LOS ANGELES (NL)	.231	13	13	5	3	1	0	0	0	0	0	1	0	5	1	0	.308	.286	1
2005	Las Vegas	.232	16	56	8	13	3	0	2	6	1	1	1	3	20	2	1	.393	.279	2
	LOS ANGELES (NL)	.297	98	259	28	77	13	2	3	23	1	1	5	21	61	11	4	.398	.360	9
2006	OAKLAND	.102	57	98	10	10	5	1	1	8	1	0	0	10	44	0	1	.204	.185	4
AL Totals		.184	105	223	29	41	11	2	3	20	3	1	1	28	78	4	2	.291	.277	6
NL Totals		.294	111	272	33	80	14	2	3	23	1	1	6	21	66	12	4	.393	.357	10
ML Totals		.244	216	495	62	121	25	4	6	43	4	2	7	49	144	16	6	.347	.320	16

Career Transactions

1998 — Signed by the Cincinnati Reds organization as a non-drafted free agent, March 21. 2000 — Traded with pitchers Brett Tomko and Jake Meyer and outfielder Mike Cameron to the Seattle Mariners for outfielder Ken Griffey, Jr., February 10. 2002 — Traded to the Tampa Bay Devil Rays with manager Lou Piniella for outfielder Randy Winn, October 28. 2004 — Traded to the Los Angeles Dodgers for infielder/outfielder Jason Romano, April 3. 2005 — On disabled list, April 9 to May 17; included rehabilitation assignment to Las Vegas, April 28 to May 17. Traded to the Oakland Athletics with outfielder Milton Bradley for outfielder Andre Ethier, December 13.

vs. The American League

2005 AVG.	AB	H	HR	RBI	CAREER vs. TEAM	AVG.	AB	H	HR	RBI
.222	9	2	0	0	Baltimore	.222	9	2	0	0
.077	13	1	0	0	Boston	.238	21	5	1	6
.000	0	0	0	0	Chicago	.158	19	3	0	0
.000	9	0	0	0	Cleveland	.095	21	2	0	0
.200	5	1	0	1	Detroit	.133	15	2	0	1
.000	5	0	0	0	Kansas City	.135	37	5	0	0
.000	6	0	0	0	Los Angeles	.258	31	8	0	2
.000	1	0	0	0	Minnesota	.308	13	4	0	0
.200	10	2	1	3	New York	.188	16	3	1	3
—	0	0	0	0	Oakland	.385	13	5	0	1
.125	8	1	0	1	Seattle	.133	15	2	1	2
.000	0	0	0	0	Tampa Bay	.000	0	0	0	0
.000	7	0	0	0	Texas	.263	19	5	0	1
.000	7	0	0	0	Toronto	.233	30	7	0	2

vs. The National League

2006 AVG.	AB	H	HR	RBI	CAREER vs. TEAM	AVG.	AB	H	HR	RBI
.167	6	1	0	0	Arizona	.341	41	14	0	1
—	0	0	0	0	Atlanta	.286	7	2	0	0
—	0	0	0	0	Chicago	.118	17	2	0	2
—	0	0	0	0	Cincinnati	.444	9	4	0	0
.000	1	0	0	0	Colorado	.269	26	7	1	6
—	0	0	0	0	Florida	.167	12	2	0	0
—	0	0	0	0	Houston	.333	9	3	0	2
.000	2	0	0	0	Los Angeles	.000	2	0	0	0
—	0	0	0	0	Millwaukee	.385	13	5	0	2
—	0	0	0	0	New York	.333	6	2	0	0
—	0	0	0	0	Philadelphia	.333	3	1	0	0
—	0	0	0	0	Pittsburgh	.286	14	4	0	2
—	0	0	0	0	St. Louis	.500	2	1	0	0
.000	0	0	0	1	San Diego	.206	34	7	1	5
.222	9	2	0	2	San Francisco	.351	37	13	1	5
—	0	0	0	0	Washington	.250	4	1	0	0

FRONT OFFICE

Monthly Breakdown

2006 AVG.	AB	H	HR	RBI	CAREER by MONTH	AVG.	AB	H	HR	RBI
.000	13	0	0	0	April	.111	18	2	0	0
.063	16	1	0	1	May	.333	54	18	1	6
.167	24	4	1	5	June	.254	126	32	2	11
.111	18	2	0	1	July	.304	138	42	3	19
.000	6	0	0	0	August	.169	77	13	0	5
.143	21	3	0	1	September	.181	72	13	0	2
—	0	0	0	0	October	.100	10	1	0	0

2007 ATHLETICS

Batting Breakdown

2006 AVG.	AB	H	HR	RBI	CAREER by CATEGORY	AVG.	AB	H	HR	RBI
.086	35	3	0	0	Home	.236	225	53	1	11
.111	63	7	1	8	Road	.252	270	68	5	32
.167	30	5	0	5	Day	.266	154	41	2	18
.074	68	5	1	3	Night	.235	341	80	4	25
.111	90	10	1	8	Grass	.246	411	101	6	39
.000	8	0	0	0	Turf	.238	84	20	0	4
.091	55	5	1	6	Pre-ASG	.268	250	67	5	26
.116	43	5	0	2	Post-ASG	.220	245	54	1	17
.129	31	4	1	4	vs. LHP	.249	173	43	3	16
.090	67	6	0	4	vs. RHP	.242	322	78	3	27
.111	27	3	1	6	RISP	.264	106	28	4	37
.500	2	1	0	2	Bases Loaded	.417	12	5	0	12
.000	4	0	0	1	Pinch Hitter	.143	35	5	0	2
.111	9	1	0	1	Designated Hitter	.143	14	2	0	1

REVIEW

RECORDS

Ballpark Breakdown

	AVG.	AB	H	HR	RBI
Ameritrust Field	.000	5	0	0	0
Angel Stadium of Anaheim	.267	15	4	0	0
AT&T Park	.385	26	10	1	5
Chase Field	.500	20	10	0	1
Citizens Bank Park	.500	2	1	0	0
Comerica Park	.333	3	1	0	1
Coors Field	.217	23	5	1	5
Dodger Stadium	.273	132	36	1	8
Dolphin Stadium	.182	11	2	0	0
Fenway Park	.238	21	5	1	6
Jacobs Field	.000	11	0	0	0
Kauffman Stadium	.167	24	4	0	0
McAfee Coliseum	.174	46	8	0	1
Metrodome	.000	1	0	0	0
Minute Maid Park	.500	4	2	0	2
PETCO Park	.176	17	3	0	2
PNC Park	.333	3	1	0	1
RFK Stadium	.250	4	1	0	0
Rogers Centre	.240	25	6	0	1
Safeco Field	.154	13	2	1	2
Shea Stadium	.500	2	1	0	0
Tropicana Field	.241	58	14	0	3
Turner Field	.000	0	0	0	0
U.S. Cellular Field	.133	15	2	0	0
Wrigley Field	.167	6	1	0	2
Yankee Stadium	.250	8	2	1	3

HISTORY

OPPONENTS

PLAYER DEVELOPMENT

MISCELLANEOUS

Fielding Statistics

Second Base							
YEAR	PCT.	G	PO	A	E	TC	DP
2003	.990	31	35	65	1	101	11
2004	.750	2	2	1	1	4	1
2005	.970	29	40	58	3	101	10
2006	1.000	2	1	1	0	2	1
Totals	.976	64	78	125	5	208	23

Third Base							
YEAR	PCT.	G	PO	A	E	TC	DP
2003	.889	6	1	7	1	9	0
2005	.946	35	18	70	5	93	5
2006	.944	27	20	47	4	71	4
Totals	.942	68	39	124	10	173	9

Shortstop							
YEAR	PCT.	G	PO	A	E	TC	DP
2003	1.000	6	13	13	0	26	2
2004	1.000	1	1	2	0	3	1
2005	.972	9	10	25	1	36	6
2006	1.000	4	6	8	0	14	3
Totals	.987	20	30	48	1	79	12

Outfield							
YEAR	PCT.	G	PO	A	E	TC	DP
2005	—	1	0	0	0	0	0
Totals	—	1	0	0	0	0	0

Perez' Career Highs

Hits: 4, May 26, 2005 at San Francisco
Runs: 3 (twice), last: June 5, 2005 vs. Milwaukee
Doubles: 2, June 2, 2005 vs. Milwaukee
Triples: 1 (four times), last: September 27, 2006 at Seattle
Home Runs: 1 (six times), last: June 9, 2006 at New York (AL)
Runs Batted In: 5 (twice), July 6, 2005 at Colorado; July 24, 2003 at Boston
Walks: 2 (eight times), last: June 15, 2006 vs. Seattle
Strikeouts: 3 (four times), last: September 1, 2006 vs. Baltimore
Stolen Bases: 2, July 14, 2005 vs. San Francisco
Hitting Streak: 11, June 8 to 22, 2005
Hitless Streak (At Bats): 30, October 1, 2005 to May 14, 2006

Perez' Career Home Run Chart


Multi-Homer Games: None. **Three-Homer Games:** None. **Two-Homer Games:** None. **Grand Slams:** None. **Pinch-Hit Home Runs:** None. **Inside-The-Park Home Runs:** None. **Game Ending Home Runs:** None. **Lead Off Home Runs:** None.

Mike Piazza

31

Catcher/Designated Hitter

Height/Weight: 6-3 / 215 **Bats/Throws:** Right / Right
Birthdate: September 4, 1968 **Opening Day Age:** 38
Birthplace/Resides: Norristown, Pennsylvania / Miami Beach, Florida
Major League Service: 14 years, 34 days
Obtained: Signed as a free agent, December 8, 2006.
Contract Status: First year of a one-year contract through 2007.



2006 Highlights

Hit .283 with 22 home runs and 68 RBI in 126 games with San Diego...the home runs and RBI were his most since tallying 33 and 98 with the Mets in 2002...hit 20 of his home runs as a catcher, which ranked second among National League catchers to Atlanta's Brian McCann (24)...was one of four Major League catchers to top 20 home runs...set a San Diego club record for home runs by a catcher, surpassing the previous mark of 18 by Benito Santiago in 1987...now has 396 career home runs as a catcher, which is an on-going ML record...has 419 home runs overall, which ranks 39th in ML history...ranks eighth among players active in 2006 in home runs and batting average (.309) and 11th in RBI (1291)...hit his first career home runs at Ameriquest Field, Great American Ballpark, Petco Park and Safeco Field and has now homered in 39 different ballparks in his career, which is tied for sixth most in ML history...has yet to homer at Angel Stadium, Comerica Park or the Metrodome...the ML record for ballparks homered in is 43 by Ken Griffey and Fred McGriff...appeared in 99 games at catcher and has now caught 1630 games in his career, which ranks sixth in NL history and 19th in ML history...had a catcher's ERA of 3.50, which was the lowest mark in the Majors...also hit .258 (.8 for 31) with a home run and five RBI in eight games at designated hitter and was 3 for 14 (.214) with four walks and a hit by pitch as a pinch hitter...has a .304 (58 for 191) career average as a designated hitter with 10 home runs and 32 RBI in 49 games...batted .359 (37 for 103) against left-handed pitching and .257 (76 for 296) against right-handers...hit .223 (40 for 179) at San Diego's Petco Park and .332 (73 for 220) on the road...saw most of his action batting clean-up where he hit .284 (110 for 387) with 21 of his 22 home runs and 66 of his 68 RBI in 109 games...was just 2 for 10 (.200) with the bases loaded but has 14 career grand slams, which is tied for 12th most in ML history...got off to a slow start, as he batted just .220 (18 for 82) with three home runs and seven RBI over his first 24 games through May 10...included in that stretch was his 400th career home run on April 26 against Arizona, a solo shot off Jose Valverde with two outs in the bottom of the ninth inning in a game the Padres would lose, 3-2...then went 4 for 5 on May 12 at Chicago, his 26th career game of four or more hits...that started a season best eight-game hitting streak (12 for 31, .387) and he would go on to bat .343 (61 for 178) with 13 home runs and 40 RBI over a 55-game stretch from May 12 to July 27...connected for his fifth career pinch hit home run on July 9 at Washington off Chad Cordero...the home came with two outs in the ninth inning and broke a 9-9 tie in the Padres 10-9 win...went 1 for 4 on July 21 at San Francisco to reach the 2000 hit plateau for his career...scored the 1000th run of his career in the sixth inning on July 25 at Los Angeles (NL)...finished July with a .407 (24 for 59) batting average, five home runs and 14 RBI in 19 games...the average and home runs were his best one month totals of the season...homered twice on August 9 at New York for his 37th career multi-homer game...his second home run came in the sixth inning, but he would not get another hit until August 22 for a career high 0 for 26 streak...ended up batting .203 (13 for 64) in 23 games in August...his triple on September 22 against Pittsburgh was his first since July 11, 2002 against Philadelphia...appeared in all four of the Padres postseason games in the NLDS against St. Louis, including two starts at catcher...was 1 for 10 (.100) with a double...it was his fifth postseason with his third different team.

Most Home Runs by a Catcher in Major League History

1. Mike Piazza 396
2. Carlton Fisk 351
3. Johnny Bench 327
4. Yogi Berra 306
5. Lance Parrish 299
6. Gary Carter 298
7. Ivan Rodriguez 270
8. Javy Lopez 243
9. Roy Campanella 239
10. Gabby Hartnett 232

Career

2005—Recorded five home runs and seven RBI in his last 13 starts with seven walks and seven runs scored...hit his 397th career home run, September 29 vs. Colorado (off Sunny Kim), to move into 44th place on the all-time home run list...collected his 36th career multiple-home run game, September 25 at Washington (both off John Patterson)...those were his 395th and 396th career home runs, which moved him into a tie for 44th place on the all-time home run list with Joe Carter...hit his 391st career home run on August 3 vs. Milwaukee (off Victor Santos) to move into 45th place on the all-time home run list...collected his 1,200th career RBI and 632nd as a Met on July 14 vs. the Braves to move into second place on the Mets' all-time RBI List, ahead of Howard Johnson (629)...finished the season with 655 RBI with New York, trailing only Darryl Strawberry, who has 733...also moved into fourth place on the club's all-time doubles list with 193...selected to his 12th All-Star Game, 11th election...it was his 10th start (did not start in 2000 because of injury), tying Johnny Bench and Ivan Rodriguez for the second most starts by a catcher in an All-Star Game...Yogi Berra has a record 11 starts in the Midsummer Classic...went 0 for 2 in the game, which was held at Comerica Park in Detroit on July 12...on July 17, he became the 26th Major League player to catch 1,500 or more games...ranks second in Mets' franchise history in games caught (824)...Jerry Grote is first with 1,176...sustained a hairline fracture of the pisiform bone (small bone at the base) in his left hand on a foul tip in the sixth inning on August 16 vs. Pittsburgh...was placed on the 15-Day Disabled List on August 21, retroactive to August 17...activated from the DL on September 10...drove in a season-high five RBI on August 4 vs. Milwaukee...it was his first five-RBI game since August 13, 2002 vs. San Francisco...collected a season-high four hits, May 18 vs. Cincinnati and May 5 vs. Philadelphia...cracked home runs in three consecutive at-bats for the first time in his career (May 5 vs. Philadelphia through May 6 at Milwaukee)...his four RBI on May 10th at Chicago gave him 615 as a Met, which moved him into third place on the club's all-time list...picked up his 35th career multiple-home run game, May 6 at Milwaukee (off Doug Davis-2)...finished the year with 15 multi-RBI games: one five-RBI game, one four-RBI contest, 10 three-RBI games and three games with two RBIs...had 28 multi-hit games: two four-hit contests, seven three-hit games and 19 two-hit affairs.

2004—Hit his 352nd career home run as a catcher on a 3-1 pitch from Jerome Williams on May 5 vs. San Francisco in the first inning to become the all-time home run leader for catchers...finished the season with 358 home runs as a catcher...tied Carlton Fisk for first place on the all-time home run list for catchers with his 351st (Nomo) in the sixth inning at Los Angeles on April 27...2004 marked his 11th season with 20 or more home runs...tied for fourth in the National League with 14 intentional walks...hit .303 vs. left-handed pitching...also had a .319 batting average at home and a .281 batting average at night...made 50 appearances as a catcher (49 starts)...also was the designated hitter eight times...tied his career high with his second, five-hit game at Atlanta on April 7...had two home runs in that game (Hampton, Nitkowski) for the 33rd multiple-home run game of his career...became the first catcher in modern history to hit three home runs in his team's first two games of the season (April 6-7 at Atlanta)...made his first Major League start at first base, April 11 vs. the Expos in San Juan, Puerto Rico...had 10 putouts...played in 68 games (66 starts) at first base...hit a walk-off home run in the bottom of the 11th inning on May 6 vs. San Francisco off Jim Brower to give the Mets a 2-1 win...had a 13-game hitting streak from May 13-28...was 19 for 47 (.404) in those games with four home runs and eight RBI...picked up his 1,800th career hit (against Brad Penny) in the sixth inning in Florida on July 10...collected his 34th multiple-home run game, June 5th vs. Florida (Howard & Benitez)...the two solo home runs gave him 193 as a Met, moving him past Howard Johnson for second on the Mets' all-time home run list...was selected to his 11th All-Star Game, 10th start, July 13 at Minute Maid Park in Houston...went 0 for 2 in the game...placed on the 15-Day Disabled List with inflammation in his left knee on August 11, retroactive to August 7...reinstated on August 31...went 3-for-6 with a double, a sacrifice fly, a walk and two RBI in two rehabilitation games with Single-A St. Lucie of the Florida State League.

2003—Moved to first base in the ninth inning of the September 25 game vs. Pittsburgh...recorded all three putouts...it was his first appearance at first base since July 26, 1993 as a member of the Dodgers vs. San Francisco...that was his only other appearance at first base in the Majors...singled in the first inning on September 21 vs. Montreal, off Tomo Ohka, for his 1,700th career hit...collected his 1,101st career RBI with a three-run home run on August 26 at Atlanta (Reynolds), making him just the eighth player whose primary position is catcher to reach the 1,100 RBI plateau...placed on the 15-Day Disabled List on May 17 with a grade three strain of the right groin...injured while batting against Jason Schmidt in the first inning on May 16 at San Francisco...activated on August 13...played in five rehabilitation games with Triple-A Norfolk and went 3 for 17 (.176) with two runs scored, a home run, two RBI and one walk...collected the 32nd multiple home run game of his career on May 13 at Colorado (Chacon)...hit his 350th career home run, April 22 off the Astros' Scott Linebrink...that homer was also his 73rd home run at Shea in a Mets uniform, tying him with Dave Kingman for third on the all-time list for home runs by a Met at Shea...missed four games from April 2-5, after being suspended for his actions in a Spring Training game, March 12 at St. Lucie vs. the Dodgers...collected his sixth career walk-off home run with a two-run home run in the bottom of the 10th inning on May 10 that gave the Mets a 4-2 victory over the Padres.

2002—Became the National League's all-time home run leader for catchers when he hit his 328th home run as a backstop, August 17 vs. Los Angeles off Odalis Perez, surpassing Johnny Bench who had 327...that home run also put Mike in sole possession of second place on the all-time home run list as a catcher...won his 10th consecutive Louisville Silver Slugger Award...reached the 20 home run plateau for the 10th consecutive season, setting a Major League record for catchers...collected his 28th career multiple-home run game on April 15th vs. Atlanta with two solo shots, both off Damian Moss...hit two home runs off the Diamondbacks' Rick Helling for the 29th multiple-home run game of his career on April 30th...also knocked in six runs on April 30 at Arizona, his best as a Met...had a season-high and team-high 11-game hitting streak, April 14-May 2...hit .385 during the streak...collected the 13th grand slam of his career (Boyd) May 17 at San Diego...the slam gave him 1,001 RBI for his career...became the ninth player in Major League Baseball history, whose primary position is catcher, to reach the 1,000 RBI plateau...belted two home runs, for his 30th career multiple-home run game on July 3 at Philadelphia...also tied his season-high driving in six runs...cracked his 155th home run as a Met on July 4 at Florida off Julian Tavarez, which moved him into third place on the club's all-time home run list...participated in his 10th All-Star Game on July 9 at Milwaukee...was the NL's starting catcher and went 0 for 2 with an RBI...hit his 327th career home run as a catcher on August 6 at Milwaukee, off Ben Sheets, to move into a tie for second place on the all-time list with Johnny Bench...belted the fourth pinch-hit home run of his career in the second game of a doubleheader on September 3 vs. Florida (Almanza)...hit his second grand slam of the season (Santiago) and the 14th of his career September 9 at Philadelphia...the grand slam rallied the Mets from a 3-2 deficit to a 6-3 victory...it was his sixth as a Met, which tied a club record...collected the 31st multiple-home run game of his career and his fourth of the season (Armas, Day) on September 14 at Montreal...picked up his 12th career National League Player of the Week honor for the week of September 9-15...batted .458 with six runs, three doubles, four home runs and 10 RBI during that span...on September 18, collected his 500th RBI as a Met, making him the sixth player in club history to accomplish the feat.

2001—Picked up his ninth consecutive Louisville Silver Slugger Award...named to the Sporting News' All-Star team...hit his 200th career double in the second inning of the April 12th game vs. Atlanta...his home run in the fourth inning (Dempster) at Florida on May 31 was the 1,400th hit of his career...suffered a fractured distal talanx of the left big toe after fouling a pitch off his toe on June 29 at Atlanta...selected to his ninth straight All-Star Game at Safeco Field in Seattle...was the starting catcher and went 0 for 2 in the contest...hit his 300th career home run on July 13 vs. Boston's Derek Lowe...became the 90th player in Major League history to reach that plateau...has hit 20 or more home runs as a catcher for the past nine seasons to set a Major League record...had been tied with Yogi Berra who hit 20 or more home runs in 10 straight years, but not all of Berra's home runs were hit as a catcher...collected his fourth multiple-home run game of the season and the 27th of his career on August 19th at Los Angeles...his other two-home run games were: July 27 vs. Philadelphia, April 26 at Milwaukee and April 9 vs. Atlanta...collected his 300th home run as a catcher on August 21 vs. Colorado (Hampton)...it was also his 30th home run of the season, making him one of four active players to reach the 30 home run plateau for seven straight years...belted a dramatic two-run home run in the eighth inning against Steve Karsay on September 21st at home to lift the Mets to a 3-2 triumph over the Braves in the first regular-season professional sporting event in New York City after the September 11th tragedy...hit his 306th home run as a catcher on September 30th at Atlanta (Millwood) to tie Yogi Berra for third on the all-time list for home runs as a catcher...hit .300 or better for the ninth consecutive season.

2000—Won his eighth consecutive Louisville Silver Slugger Award...finished third in the National League's Most Valuable Player voting, behind the Giants' Jeff Kent and Barry Bonds...his three-run home run on August 2 at Houston was his 30th of the year, marking the sixth straight year he has hit 30 or more home runs...tied a Mets' club record on July 18th when he hit his third grand slam of the season...knocked in three runs on August 18 at Los Angeles to give him 100 for the season, the fifth straight year he has knocked in 100 or more runs...from June 14-July 2, he had at least one RBI in 15 straight games (28 total), breaking his own club mark...it was the second longest consecutive RBI streak in Major League history...Ray Rimes (1922) of the Cubs knocked in at least one run in 17 straight contests...his 72 RBI prior to the All-Star Break were the most in club history...received the most votes in the National League (2,780,452 votes) for the All-Star Game, July 11 at Atlanta...it was his eighth selection, but he did not participate because he was still recovering from being hit by a pitch by Roger Clemens of the Yankees on July 8...belted his 10th grand slam on May 14 vs. Florida (Brad Penny)...it was also the 250th home run of his career...hit his second grand slam of the season and the 11th of his career in the third inning off Clemens at Yankee Stadium on June 7...his third grand slam of the season (Carpenter), the 12th of his career, came on July 18 at Toronto...also had three games with two home runs, giving him 23 multiple-home run games for his career...for the year, he finished tied for 10th in the NL with his .324 batting average, 10th with 38 home runs, ninth with a .614 slugging percentage, and first in the Majors with a .377 batting average on the road...ranked third with an RBI once every 4.3 times at-bat and tied for sixth with a home run once every 12.7 times at-bat...set a career-best with five hits at Pittsburgh on April 14...won Player of the Week honors for the week of April 10-16...it was the 11th time that he was honored as the NL's Player of the Week in his career...hit his third career pinch-hit home run, with one on and two out in the 10th inning at San Diego on May 23 off Trevor Hoffman, providing the Mets with a 5-3 victory.

1999—Won his seventh consecutive Louisville Silver Slugger Award...hit safely in 24 straight games from May 25 to June 22 (36-for-102, .353)...the streak was a career-high and tied Hubie Brooks' club record...since 1900, he is one of six players whose primary position is catcher to have a hitting streak of 24 or more games...became the first catcher to hit 40 home runs in a season twice...cracked his 30th home run of the year, August 22 (Game One) vs. St. Louis...it was his fifth consecutive season with 30 or more home runs...also has driven in 100 or more runs in each of the last four seasons...hit a home run in four straight games, August 13-August 16, to tie a then-Mets' club mark...it was the second time that he accomplished the feat (May 17-May 21)...placed on the Disabled List before the game on April 12 vs. Florida (retroactive to April 10) with a sprained medial collateral ligament in his right knee...suffered the injury while sliding into third base in the seventh inning April 9 at Montreal...activated from the DL prior to the game on April 25 at Chicago...his solo home run on September 23 at Atlanta against Greg Maddux was his 118th RBI of the season, a Mets' record...finished the season with 124...had an RBI in 10 consecutive games (18 total) from August 11-23 to set a then club record...selected the National League Player of the Week, July 5-11...it was his 10th Player of the Week Award and the first time he won the honor as a Met...selected to his seventh straight All-Star Game...went 1 for 2 with a single in the game on July 13 at Boston...finished eighth in the National League with a .588 slugging percentage, 10th with 40 home runs and third with 124 RBI...hit a two-run home run in Game Six of the NLCS at Atlanta in the seventh inning, to tie the score at 7-7.

1998—Finished fourth in the National League in hitting and 10th in slugging percentage (.571)...was the recipient of the Louisville Silver Slugger Award for the sixth straight year...had his fifth season with 30 or more home runs and his fourth season with 100 or more RBI...in addition, it was his fourth consecutive season with 30 or more home runs and his third straight year with 100 or more RBI...selected to his sixth consecutive All-Star Game, July 7 at Colorado...was the NL's starting catcher and went 1 for 3...hit his 200th home run on September 16 at Houston...the home run, a three-run shot with two outs in the ninth inning off Billy Wagner, gave the Mets a 3-2 lead in a game they would win, 4-3, in 11 innings...led the Majors with four grand slams...his fourth slam and first as a Met came against the Diamondbacks' Andy Benes in the second inning on August 22 at Shea...hit his second career pinch-hit home run in the ninth inning against Jeff Brantley at

Piazza's Multi-Home Run Games

Three-Homer Games

June 29, 1996 at Colorado

Two-Homer Games

June 15, 1993	at Colorado
August 29, 1993	St. Louis
September 14, 1993	at San Diego
September 25, 1993	Houston
October 3, 1993	San Francisco
May 7, 1995	at Colorado
June 14, 1995	at Pittsburgh
August 22, 1995	at Montreal
August 26, 1995	at Philadelphia
August 27, 1995	at Philadelphia
September 9, 1995	at Pittsburgh
June 16, 1996	at Atlanta
July 26, 1997	Philadelphia
August 5, 1997	at Montreal
August 27, 1997	at Pittsburgh
September 28, 1997	at Colorado
April 9, 1998	Arizona
April 22, 1998	at Milwaukee
July 18, 1998	Philadelphia
April 14, 2000	at Pittsburgh
July 14, 2000	at Boston
September 22, 2000	at Philadelphia
April 9, 2001	Atlanta
April 26, 2001	at Milwaukee
July 27, 2001	Philadelphia
August 19, 2001	at Los Angeles (NL)
April 15, 2002	Atlanta
April 30, 2002	at Arizona
July 3, 2002	at Philadelphia
September 14, 2002	at Montreal
May 13, 2003	at Colorado
April 7, 2004	at Atlanta
June 5, 2004	Florida
May 6, 2005	at Milwaukee
September 25, 2005	at Washington
August 9, 2006	at New York (NL)

FRONT OFFICE

2007 ATHLETICS

REVIEW

RECORDS

HISTORY

OPPONENTS

PLAYER DEVELOPMENT

MISCELLANEOUS

St. Louis on August 12...selected the NL Player of the Week on two occasions with the Dodgers...won the award twice in the Month of April for the weeks of April 6-12 and April 20-26...hit the longest home run in Astrodome history, an estimated 480-foot, two-run blast off Jose Lima in the first inning September 14.

1997—Finished second in the National League Most Valuable Player voting behind Colorado's Larry Walker...it was the fifth consecutive season he ranked in the top 10 in the NL MVP voting...for the second consecutive year he led the NL in fan balloting results for the 68th All-Star Game played on July 8 at Cleveland's Jacobs Field...went 0 for 1 with a walk in the game...it was his fifth consecutive All-Star selection, his fourth consecutive start behind the plate...totaled 2,626,213 votes in 1997, exceeding his 1996 total of 2,272,115 by 354,098 votes...his 201 hits were the most in Major League history by a player used as a catcher in 130 or more games...had 186 hits as a catcher and 15 hits as a designated hitter in seven interleague games...his 40 home runs tied for the second-highest home run total in Major League history by a catcher at the time...his .362 batting average equals the highest average ever by a catcher (110 or more games) in Major League history, tying Bill Dickey of the 1936 New York Yankees...earned his fifth consecutive Louisville Silver Slugger award...won the Ted Williams Award presented by CNN/SI and Total Baseball...established new LA single-season records with a .362 batting average, 40 home runs, a .638 slugging percentage and 22 home runs at Dodger Stadium...was the only NL player to win Player of the Month honors twice...won his first award in July after hitting .431 with nine home runs and 25 RBI...finished the month with a .752 slugging percentage and .475 on-base percentage while his 47 hits led the majors...went on another torrid hitting streak in August, capturing Player of the Month honors for a second time...hit .320 with 10 home runs and 27 RBI during the month with a .660 slugging percentage and .431 on-base percentage...the awards mark the third and fourth time in his career he was named the League's Player of the Month...named the National League Player of the Week after hitting .440 with three home runs and 11 RBI from August 25-August 31...joined Alex Rodriguez, Gary Sheffield and Mo Vaughn as the first four recipients of the Ted Williams Greatest Hitters award, sponsored by *Sport Magazine* and the Ted Williams Hall of Fame Museum prior to the season.

1996—Finished second in the NL Most Valuable Player voting to the Padres' Ken Caminiti...won his fourth Louisville Silver Slugger Award...selected to the Associated Press All-Star team for the fourth consecutive year and was named Most Valuable Player by the local Southern California Chapter of the Baseball Writers Association of America...led the NL in voting for the first time in his career when he was selected to his fourth consecutive All-Star Game and third straight start behind the plate...named the game's MVP after he went 2 for 3 with a double, a home run and two RBI at Veterans Stadium in his hometown of Philadelphia...had a 19-game hitting streak from August 22-September 12.

1995—Finished second in the National League behind San Diego's Tony Gwynn with a .346 batting average...that also tied Tommy Davis for the highest single season average in Los Angeles history...also had 32 home runs, 93 RBI and a .606 slugging percentage in 112 games...named to his third consecutive All-Star Game and second consecutive start...went 1 for 4 with a game-tying home run off Kenny Rogers and threw out a runner stealing second...won his third straight Silver Slugger Award...won NL Player of the Week honors twice during the season...batted .520 with three home runs and 11 RBI from May 2-7...won again after batting .467 with eight home runs, 14 RBI and 13 runs from August 21-27...named the NL Player of the Month in August with a .400 average, nine home runs and 25 RBI in 28 games...was on the disabled list from May 11-June 4 after suffering a torn ligament in his left thumb after landing on it while rounding first base on May 10 at San Diego...the Dodgers went 8-14 when he was on the DL...hit his first career pinch-hit home run off Richie Lewis at Florida on July 23...the eighth-inning solo shot was the game-winner in the 4-2 victory.

1994—Made his first All-Star start after being selected to the team for the second straight season...went 1 for 4 in the game at Pittsburgh...was the first Dodger to appear in an All-Star Game since Mike Scioscia in 1990...was the National League's Player of the Week, May 16-22...won his second Louisville Silver Slugger Award...named NL Co-Player of the Month in May with the Phillies' Lenny Dykstra after batting .386 with six home runs and 24 RBI.

1993—Became the second straight and 13th Dodger overall to win the National League Rookie of the Year Award...was the ninth unanimous selection in the 44-year history of the NL Rookie of the Year Award (starting in 1950) after receiving all 28 first place votes...joined Cincinnati's Johnny Bench (1968), New York Yankees' Thurman Munson (1970), Atlanta's Earl Williams (1971), Boston's Carlton Fisk (1972), San Diego's Benito Santiago (1987) and Cleveland's Sandy Alomar Jr. (1990) as the only catchers to be named Rookie of the Year...named NL Rookie of the Year by *Baseball America* and *The Sporting News*, and was named to the AP and UPI All-Star teams...won the Louisville Silver Slugger Award and Philadelphia Sports Writers Association's Native Son award...named the Dodgers' MVP and Rookie of the Year by the Southern California BBWAA chapter and Southern California Male Athlete of the Year by the Amateur Athletic Foundation...his 35 home runs were the third-best mark by in NL history by a rookie...also set the Major League record for home runs by a rookie catcher...named NL Player of the Week on three occasions...picked for the first time from April 26th-May 2nd...earned the award a second time after batting .435 with four home runs and eight RBI from June 14-20...won a third time after batting .458 with three home runs and 10 RBI from September 27-October 3...played first base on July 26 at San Francisco...was the lone Dodgers representative when he was selected to his first All-Star Game at Baltimore...struck out in his only at-bat...joined Cincinnati's Johnny Bench (1968), Montreal's Gary Carter (1975) and Atlanta's Greg Olson (1990) as the only NL rookie catchers selected to the All-Star Game.

1992—Batted .232 with one home run and seven RBI in 21 games for Los Angeles after being recalled from Triple-A Albuquerque of the Pacific Coast League when the rosters expanded on September 1...made his Major League debut on September 1 at Chicago and went 3 for 3 as the starting catcher with a double and a walk...doubled off Mike Harkey in the fourth inning for his first Major League hit...also threw out Dwight Smith attempting to steal...slugged his first Major League home run, a three-run home run to right field at Dodger Stadium off San Francisco's Steve Reed on September 12...named the Dodgers' Minor League Player of the Year...had a 25-game hitting streak at Albuquerque, the second-longest streak in Dukes history and second-longest in minor league baseball during the season.

1991—Named to *Baseball America's* Single-A All-Star team after batting .277 with 29 home runs and 80 RBI in 117 games at Bakersfield.

1990—Batted .250 with six home runs, 20 doubles and 45 RBI in 88 games with Single-A Vero Beach.

1989—Was named to the Northwest League All-Star team in his first professional season at Salem after batting .268 with eight home runs and 25 RBI in 57 games.

Personal/Miscellaneous

Michael Joseph Piazza...he and his wife, Alicia, make their offseason home in Miami Beach, FL...graduated from Phoenixville (PA) High School, where he was named league Most Valuable Player in baseball...also was an American Legion MVP...played one year at Miami-Dade North Community College...was the Dodgers' 61st selection (62nd round), the 1,390th overall pick, in the June 1988 Free Agent Draft...a total of

1,433 players were drafted in 1988...received personal instruction from the late Hall of Famer Ted Williams at his backyard batting cage in Pennsylvania when he was 12 years old...participated in the US-Japan Professional Baseball Exhibition Series November 1-November 10, 1996 in Japan with then-teammate Hideo Nomo and 24 other Major League All-Stars...batted .429 (6 for 14) with four RBI in seven games, and tied for the team lead in home runs (two) and runs scored (four)...from 1994-2004, participated in the Annual Pepsi All-Star Softball Game in Palm Springs, CA to raise money for the International Juvenile Diabetes Foundation...was the recipient of two awards from the New York chapter of the Baseball Writers Association of America on February 4, 2001...shared the Toast-of-the-Town Award with the Yankees' Derek Jeter and was the winner of the first annual Yogi Berra Award, given to the best baseball player in New York...was the winner on Jeopardy in February of 2001 beating Jane Krakowski ("Ally McBeal") and Kevin Sorbo ("Hercules")...honored in December of 2001 by the Police Athletic League for his contributions to the community...from 1998-2001 donated over \$100,000 to the Mets' 'Takin' it to the Fields program...the funds were distributed in the form of grants to Youth Baseball Leagues to repair and improve their playing fields...toured Europe, including Germany and Italy, for Major League Baseball International in the Fall of 2002...on the tour, he hosted numerous clinics for children and met Pope John Paul II while in Italy.

Lifetime Playing Record

Year	Club	AVG.	G	AB	R	H	2B	3B	HR	RBI	SH	SF	HP	BB	SO	SB	CS	SLG	OBP	E
1989	Salem	.268	57	198	22	53	11	0	8	25	0	1	2	13	51	0	0	.444	.318	6
1990	Vero Beach	.250	88	272	27	68	20	0	6	45	0	1	1	11	68	0	1	.390	.281	16
1991	Bakersfield	.277	117	448	71	124	27	2	29	80	0	8	3	47	83	0	3	.540	.344	15
1992	San Antonio	.377	31	114	18	43	11	0	7	21	0	0	0	13	18	0	0	.658	.441	4
	Albuquerque	.341	94	358	54	122	22	5	16	69	0	1	2	37	57	1	3	.564	.405	9
	LOS ANGELES	.232	21	69	5	16	3	0	1	7	0	0	1	4	12	0	0	.319	.284	1
1993	LOS ANGELES	.318	149	547	81	174	24	2	35	112	0	6	3	46	86	3	4	.561	.370	11
1994	LOS ANGELES	.319	107	405	64	129	18	0	24	92	0	2	1	33	65	1	3	.541	.370	10
1995	LOS ANGELES	.346	112	434	82	150	17	0	32	93	0	1	1	39	80	1	0	.606	.400	9
1996	LOS ANGELES	.336	148	547	87	184	16	0	36	105	0	2	1	81	93	0	3	.563	.422	9
1997	LOS ANGELES	.362	152	556	104	201	32	1	40	124	0	5	3	69	77	5	1	.638	.431	16
1998	LOS ANGELES	.282	37	149	20	42	5	0	9	30	0	1	0	11	27	0	0	.497	.329	2
	FLORIDA	.278	5	18	1	5	0	1	0	5	0	1	0	0	0	0	0	.389	.263	1
	NEW YORK (NL)	.348	109	394	67	137	33	0	23	76	0	3	2	47	53	1	0	.607	.417	8
1999	NEW YORK (NL)	.303	141	534	100	162	25	0	40	124	0	7	1	51	70	2	2	.575	.361	11
2000	NEW YORK (NL)	.324	136	482	90	156	26	0	38	113	0	2	3	58	69	4	2	.614	.398	3
2001	NEW YORK (NL)	.300	141	503	81	151	29	0	36	94	0	1	2	67	87	0	2	.573	.384	9
2002	NEW YORK (NL)	.280	135	478	69	134	23	2	33	98	0	3	3	57	82	0	3	.544	.359	12
2003	Norfolk	.176	5	17	2	3	0	0	1	2	0	0	0	1	3	0	0	.353	.222	0
	NEW YORK (NL)	.286	68	234	37	67	13	0	11	34	0	3	1	35	40	0	0	.483	.377	7
2004	St. Lucie	.500	2	6	0	3	1	0	0	2	0	1	0	1	0	0	0	.667	.500	0
	NEW YORK (NL)	.266	129	455	47	121	21	0	20	54	0	3	2	68	78	0	0	.444	.362	13
2005	NEW YORK (NL)	.251	113	398	41	100	23	0	19	62	0	0	3	41	67	0	0	.452	.326	2
2006	SAN DIEGO	.283	126	399	39	113	19	1	22	68	0	3	3	34	66	0	0	.501	.342	8
ML Totals		.309	1829	6602	1015	2042	327	7	419	1291	0	43	30	741	1052	17	20	.551	.379	132

Career Transactions

1988 — Selected by the Los Angeles Dodgers organization in the 62nd round of the June draft. **1995** — On disabled list, May 11 to June 4. **1998** — Traded to the Florida Marlins with third baseman Todd Zeile for outfielders Gary Sheffield and Jim Eisenreich, third baseman Bobby Bonilla, catcher Charles Johnson and pitcher Manuel Barrios, May 15. Traded to the New York Mets for outfielder Preston Wilson and pitchers Ed Yarnall and Geoff Goetz, May 22. **1999** — On disabled list, April 10 to 25. **2003** — On suspended list, April 2 to 6. On disabled list, May 17 to August 13; included rehabilitation assignment to Norfolk, August 7 to 13. **2004** — On disabled list, August 7 to 30; included rehabilitation assignment to St. Lucie, August 27 to 30. **2005** — On disabled list, August 17 to September 10. Elected free agency, October 28. **2006** — Signed by the San Diego Padres, January 31. Elected free agency, November 2; signed by the Oakland Athletics, December 8.

Division Series Record

Year	Club/Opp.	AVG.	G	AB	R	H	2B	3B	HR	RBI	SH	SF	HP	BB	SO	SB	CS	SLG	OBP	E
1995	LA vs. CIN	.214	3	14	1	3	1	0	1	1	0	0	0	2	0	0	0	.500	.214	0
1996	LA vs. ATL	.300	3	10	1	3	0	0	0	2	0	1	0	1	2	0	0	.300	.333	0
1999	NYM vs. ARI	.222	2	9	0	2	0	0	0	0	0	0	0	0	4	0	0	.222	.222	0
2000	NYM vs. SF	.214	4	14	1	3	1	0	0	0	0	0	0	4	3	0	0	.286	.389	0
Totals		.234	12	47	3	11	2	0	1	3	0	1	0	5	11	0	0	.340	.302	0

League Championship Series Record

Year	Club/Opp.	AVG.	G	AB	R	H	2B	3B	HR	RBI	SH	SF	HP	BB	SO	SB	CS	SLG	OBP	E
1999	NYM vs. ATL	.167	6	24	1	4	0	0	1	4	0	1	0	1	6	0	0	.192	.292	3
2000	NYM vs. STL	.412	5	17	7	7	3	0	2	4	0	0	0	5	0	0	0	.941	.545	0
Totals		.268	11	41	8	11	3	0	3	8	0	1	0	6	6	0	0	.561	.354	3

FRONT OFFICE

World Series Record

Year	Club/Opp.	AVG.	G	AB	R	H	2B	3B	HR	RBI	SH	SF	HP	BB	SO	SB	CS	SLG	OBP	E
2000	NYM vs. NYY	.273	5	22	3	6	2	0	2	4	0	0	0	0	4	0	1	.636	.273	0

2007 ATHLETICS

All-Star Game Record

Year	Club/Site	AVG.	G	AB	R	H	2B	3B	HR	RBI	SH	SF	HP	BB	SO	SB	CS	SLG	OBP	E
1993	NL/Bal.	.000	1	1	0	0	0	0	0	0	0	0	0	0	1	0	0	.000	.000	0
1994	NL/Pit.	.250	1	4	0	1	0	0	0	1	0	0	0	0	0	0	0	.250	.250	0
1995	NL/Tex.	.333	1	3	1	1	0	0	1	1	0	0	0	0	0	0	0	1.333	.333	0
1996	NL/Phi.	.667	1	3	1	2	1	0	1	2	0	0	0	0	1	0	0	2.000	.667	0
1997	NL/Cle.	.000	1	1	0	0	0	0	0	0	0	0	0	1	0	0	0	.000	.500	0
1998	NL/Col.	.333	1	3	0	1	0	0	0	0	0	0	0	0	0	0	0	.333	.333	0
1999	NL/Bos.	.500	1	2	0	1	0	0	0	0	0	0	0	0	1	0	0	.500	.500	0
2000	NL/Atl.	(Injured — Did not play)																		
2001	NL/Sea.	.000	1	2	0	0	0	0	0	0	0	0	0	0	0	0	0	.000	.000	0
2002	NL/Mil.	.000	1	2	0	0	0	0	0	1	0	0	0	0	0	0	0	.000	.000	0
2004	NL/Hou.	.000	1	2	0	0	0	0	0	0	0	0	0	0	1	0	0	.000	.000	0
2005	NL/Det.	.000	1	2	0	0	0	0	0	0	0	0	0	0	1	0	0	.000	.000	0
Totals		.240	11	25	2	6	1	0	2	5	0	0	0	1	5	0	0	.520	.269	0

REVIEW

World Baseball Classic Record

Year	Country	AVG.	G	AB	R	H	2B	3B	HR	RBI	SH	SF	HP	BB	SO	SB	CS	SLG	OBP	E
2006	Italy	.091	3	11	1	1	1	0	0	0	0	0	0	1	3	0	0	.182	.167	-

RECORDS

vs. The American League

2006 AVG.	AB	H	HR	RBI	CAREER vs. TEAM	AVG.	AB	H	HR	RBI
—	0	0	0	0	Baltimore	.339	56	19	3	8
—	0	0	0	0	Boston	.357	28	10	5	7
—	0	0	0	0	Chicago	.455	11	5	1	3
—	0	0	0	0	Cleveland	.333	24	8	1	4
—	0	0	0	0	Detroit	.333	9	3	1	1
—	0	0	0	0	Kansas City	.222	18	4	1	4
.167	12	2	0	1	Los Angeles	.324	34	11	0	4
—	0	0	0	0	Minnesota	.273	22	6	1	4
—	0	0	0	0	New York	.317	139	44	8	25
.500	8	4	1	2	Oakland	.455	33	15	2	4
.200	20	4	2	3	Seattle	.277	47	13	4	8
—	0	0	0	0	Tampa Bay	.368	38	14	2	8
.364	11	4	1	3	Texas	.407	27	11	2	6
—	0	0	0	0	Toronto	.377	53	20	4	15

HISTORY

OPPONENTS

vs. The National League

2006 AVG.	AB	H	HR	RBI	CAREER vs. TEAM	AVG.	AB	H	HR	RBI
.286	42	12	2	7	Arizona	.288	208	60	11	39
.280	25	7	2	7	Atlanta	.303	547	166	38	111
.444	18	8	1	6	Chicago	.274	380	104	18	68
.278	18	5	2	5	Cincinnati	.289	332	96	19	42
.277	47	13	2	7	Colorado	.337	475	160	34	121
.200	15	3	0	0	Florida	.263	540	142	22	78
.063	16	1	0	0	Houston	.344	366	126	24	78
.250	36	9	0	4	Los Angeles	.276	196	54	10	37
.231	13	3	0	3	Milwaukee	.358	176	63	17	45
.278	18	5	3	3	New York	.343	181	62	14	37
.529	17	9	1	5	Philadelphia	.321	602	193	44	130
.353	17	6	1	2	Pittsburgh	.337	380	128	27	84
—	0	0	0	0	San Diego	.292	373	109	27	78
.227	44	10	2	4	San Francisco	.296	412	122	27	84
.308	13	4	1	3	St. Louis	.331	338	112	24	65
.444	9	4	1	3	Washington	.291	557	162	28	93

PLAYER DEVELOPMENT

MISCELLANEOUS

Monthly Breakdown

2006 AVG.	AB	H	HR	RBI	CAREER by MONTH	AVG.	AB	H	HR	RBI
—	0	0	0	0	March	.235	17	4	1	2
.210	62	13	3	6	April	.308	983	303	59	184
.296	71	21	4	12	May	.323	1169	378	69	210
.306	72	22	4	15	June	.323	1184	382	85	237
.407	59	24	5	14	July	.309	1046	323	62	207
.203	64	13	3	11	August	.300	1033	310	72	224
.269	67	18	3	9	September	.293	1095	321	67	214
.500	4	2	0	1	October	.280	75	21	4	13

Batting Breakdown

2006 AVG.	AB	H	HR	RBI	CAREER by CATEGORY	AVG.	AB	H	HR	RBI
.223	179	40	10	28	Home	.297	3138	931	193	608
.332	220	73	12	40	Road	.321	3464	1111	226	683
.341	88	30	5	17	Day	.323	1902	614	122	376
.267	311	83	17	51	Night	.304	4700	1428	297	915
.283	399	113	22	68	Grass	.304	5577	1694	345	1071
—	0	0	0	0	Turf	.340	1025	348	74	220
.290	224	65	12	37	Pre-ASG	.316	3689	1167	232	694
.274	175	48	10	31	Post-ASG	.300	2913	875	187	597
.359	103	37	8	20	vs. LHP	.325	1471	478	103	302
.257	296	76	14	48	vs. RHP	.305	5131	1564	316	989
.284	109	31	3	41	RISP	.304	1779	540	105	841
.200	10	2	0	5	Bases Loaded	.360	150	54	14	156
.214	14	3	1	2	Pinch Hitter	.271	85	23	5	29
.258	31	8	1	5	Designated Hitter	.304	191	58	10	32

Ballpark Breakdown

	AVG.	AB	H	HR	RBI		AVG.	AB	H	HR	RBI
3Com Park	.327	156	51	8	32	McAfee Coliseum	.474	19	9	1	2
Ameritrust Field	.450	20	9	1	5	Metrodome	.231	13	3	0	2
Angel Stadium	.286	21	6	0	4	Mile High Stadium	.367	49	18	3	15
Astrodome	.430	114	49	7	19	Miller Park	.333	57	19	5	11
AT&T Park	.226	53	12	2	5	Minute Maid Park	.262	61	16	3	12
Atlanta-Fulton	.333	60	20	5	15	Olympic Stadium	.342	231	79	19	47
Bithorn Stadium	.087	23	2	0	0	PETCO Park	.215	200	43	10	29
Busch Stadium	.429	7	3	0	2	PNC Park	.314	51	16	6	10
Busch Stadium - old	.314	188	59	12	34	Qualcomm Stadium	.317	161	51	13	37
Camden Yards	.324	37	12	1	4	RFK Stadium	.243	37	9	3	6
Chase Field	.293	92	27	4	18	Rogers Centre	.296	27	8	2	7
Cinergy Field	.239	138	33	11	24	Safeco Field	.250	24	6	1	2
Citizens Bank Park	.274	73	20	2	6	Shea Stadium	.292	1724	504	105	327
Coors Field	.374	203	76	17	56	Three Rivers	.380	166	63	15	45
County Stadium	.408	49	20	6	17	Tokyo Dome	.222	9	2	1	2
Dodger Stadium	.316	1428	451	92	289	Tropicana Field	.273	22	6	1	5
Dolphin Stadium	.306	281	86	11	37	Turner Field	.304	204	62	14	36
Fenway Park	.455	11	5	3	4	U.S. Cellular Field	.455	11	5	1	3
Great American	.214	28	6	2	4	Veterans Stadium	.363	237	86	16	61
Jacobs Field	.333	12	4	1	4	Wrigley Field	.259	220	57	9	36
Kauffman Stadium	.200	10	2	1	3	Yankee Stadium	.328	67	22	4	12
Kingdome	.625	8	5	1	2						

FRONT OFFICE
2007 ATHLETICS
REVIEW
RECORDS
HISTORY
OPPONENTS
PLAYER DEVELOPMENT
MISCELLANEOUS

Fielding Statistics

Catcher

YEAR	PCT.	G	PO	A	E	TC	DP	PB
1992	.990	16	94	7	1	102	1	1
1993	.989	146	899	98	11	1008	10	14
1994	.985	104	640	38	10	688	7	7
1995	.990	112	805	52	9	866	8	12
1996	.992	146	1055	70	9	1134	6	12
1997	.986	139	1045	74	16	1135	10	10
1998	.xxx	140	984	85	11	1080	7	5
1999	.989	137	953	47	11	1011	5	7
2000	.997	124	862	38	3	903	10	3
2001	.991	131	919	58	9	986	5	7
2002	.986	121	811	46	12	869	3	8
2003	.982	64	346	31	7	384	7	1
2004	.982	50	260	15	5	280	1	5
2005	.998	101	618	39	2	659	5	3
2006	.987	99	553	34	8	595	3	7
Totals	.989	1630	10844	732	124	11700	88	102

First Base

YEAR	PCT.	G	PO	A	E	TC	DP
1993	1.000	1	2	0	0	2	1
2003	1.000	1	3	0	0	3	0
2004	.985	68	498	35	8	541	44
Totals	.985	70	503	35	8	546	45

Piazza's Career Highs

Hits: 5 (twice), April 7, 2004 at Atlanta; April 14, 2004 at Pittsburgh; 4 (24 times), last: May 12, 2006 at Chicago (NL)
Runs: 4 (twice), last: April 5, 2002 at Atlanta
Doubles: 2 (25 times), last: October 1, 2006 at Arizona
Triples: 1 (seven times), last: September 22, 2006 vs. Pittsburgh
Home Runs: 3, June 29, 1996 at Colorado; 2 (36 times), last: August 9, 2006 at New York (NL)
Runs Batted In: 7, August 27, 1995 at Philadelphia; 6 (six times), July 3, 2002 at Philadelphia; April 30, 2002 at Arizona; April 9, 1998 vs. Arizona; August 27, 1997 at Pittsburgh; June 29, 1996 at Colorado; May 7, 1995 at Colorado; 5 (eight times), last: August 4, 2005 vs. Milwaukee
Walks: 4, May 27, 2000 at St. Louis
Strikeouts: 4 (three times), last: September 27, 2002 vs. Atlanta
Stolen Bases: 2, August 28, 1997 vs. Oakland
Hitting Streak: 24, May 25 to June 22, 1999
Hitless Streak (At Bats): 26, August 9-22, 2006

Piazza's Career Home Run Chart

Multi-Homer Games: 37, last: August 9, 2006 at New York (NL). **Three-Homer Games:** 1, June 29, 1996 at Colorado. **Two-Homer Games:** 36, last: August 9, 2006 at New York (NL). **Grand Slams:** 14, September 9, 2002 at Philadelphia (Jose Santiago); May 17, 2002 at San Diego (Jason Boyd); July 18, 2000 at Toronto (Chris Carpenter); June 9, 2000 at New York-AL (Roger Clemens); May 14, 2000 vs. Florida (Brad Penny); August 22, 1998 vs. Arizona (Andy Benes); April 24, 1998 vs. Chicago-NL (Kerry Wood); April 10, 1998 vs. Houston (Mike Magnante); April 9, 1998 vs. Arizona (Jeff Suppan); June 29, 1996 at Colorado (Bryan Rekar); August 27, 1995 at Philadelphia (Tommy Greene); May 7, 1995 at Colorado (Bill Swift); June 19, 1994 vs. Colorado (Kent Bottenfield); June 6, 1994 at Florida (Mark Gardner). **Pinch-Hit Home Runs:** 5, July 9, 2006 at Washington (Chad Cordero); September 3, 2002 vs. Florida (Armando Almanza); May 23, 2000 at San Diego (Trevor Hoffman); August 12, 1998 at St. Louis (Jeff Brantley); July 23, 1995 at Florida (Richie Lewis). **Inside-The-Park Home Runs:** None. **Game Ending Home Runs:** 7, May 6, 2004 vs. San Francisco (Jim Brower); May 10, 2003 vs. San Diego (Jaret Wright); July 29, 2001 vs. Philadelphia (Rheal Cormier); April 28, 1999 vs. San Diego (Trevor Hoffman); August 17, 1996 vs. Montreal (Dave Veres); June 23, 1996 vs. Houston (Xavier Hernandez); June 26, 1995 vs. San Diego (Trevor Hoffman). **Lead Off Home Runs:** None.

Marco Scutaro

19

Infielder

Height/Weight: 5-10 / 186

Bats/Throws: Right / Right

Birthdate: October 30, 1975

Opening Day Age: 31

Birthplace/Resides: San Felipe, Venezuela / Boca Raton, Florida

Major League Service: 3 years, 138 days

Obtained: Claimed on waivers, October 9, 2003

Contract Status: First year of a one-year contract through 2007.

2006 Highlights

Began the season as the A's back-up middle infielder for the second consecutive season, but once again saw significant playing time due to injuries...started 61 games at shortstop, as Bobby Crosby missed 52 games while on the disabled list with back problems, and 33 games at second base, as Mark Ellis missed 26 games with a broken thumb...also made eight starts at third base for 102 starts total...made 105 starts for the A's at four different positions last year and has started 324 of the A's 486 games (66.7%) over the last three years (168 at second base, 145 at shortstop, 10 at third base, 1 in left field)...those are the fourth most games started by an A's player over the last three years (Chavez 411, Kotsay 397, Crosby 330)...batted .266 with five home runs and 41 RBI in 117 games total in 2006...had career highs in runs (52), walks (50), triples (6), on-base percentage (.350), slugging percentage (.397), sacrifice flies (5), strikeouts (66) and grounded into double plays (16)...led the A's and tied for 10th in the American League in triples...batted .279 (80 for 287) against right-handed pitching and .218

(17 for 78) against left-handers...however, hit two of his five home runs against southpaws...his average dropped to .224 (22 for 98) with runners in scoring position, which ranked seventh lowest in the American League...was 6 for 37 (.162) with RISP and two outs and 1 for 8 (.125) with the bases loaded...swung and missed at just 9.5% of his pitches which was the sixth lowest percentage in the AL...picked up the pace offensively in the second half as he batted .305 (61 for 200) with four home runs and 24 RBI in 60 games after the All-Star Break after hitting .218 (36 for 165) with one home run and 17 RBI in 57 games before the break...has hit 17 of his 24 career home runs after the break...batted .287 (37 for 129) with four of his five home runs and 18 of his 41 RBI in the seventh inning or later compared to .254 (60 for 236) in innings one through six...36 of his 78 RBI over the last two years have come in the seventh inning or later...hit .352 (32 for 91) when leading off an inning...committed just one error in his 37 games at second base for a .994 (167 total chances) fielding percentage but had nine errors in 69 games at shortstop for a .966 (264 total chances) fielding percentage...made just eight errors at shortstop in 81 games last year...now has a .993 (7 errors in 797 total chances) career fielding percentage in 241 games as a second baseman...also made three errors in 12 games at third base this year (28 total chances, .893 fielding percentage)...batted .300 (66 for 220) with four of his five home runs while playing shortstop and .221 (25 for 113) as a second baseman...was also 0 for 3 as a pinch hitter and is now 4 for 30 (.133) in the pinch in his career...saw most of his playing time hitting in the final two spots in the order as he made 43 starts hitting eighth (39 for 151, .258) and 46 starts batting ninth (48 for 156, .308)...joined the A's late during the spring as he played for Venezuela in the World Baseball Classic...went 0 for 4 with a walk and a run scored in four WBC games...hit safely in each of his first five regular season games (7 for 15, .467) with five RBI...including the game winning single in the bottom of the ninth inning on April 4 against New York...then went 3 for 61 (.049) with no extra base hits and no RBI over a 26-game stretch from April 13 to June 2, which dropped his average to .132...had a career high 0 for 18 streak from April 8 to 22 and also had hitless streaks of 16 and 15 at bats during the 25-game stretch...hit .053 (2 for 38) in May which was the third lowest one-month batting average in Oakland history based on a minimum of 30 at bats...played left field on May 3 against Cleveland and September 28 in Los Angeles and now has five career appearances in the outfield (all in left field)...started 24 of the A's 26 games while Ellis was on the Disabled List from May 31 to June 29 (19 at second base, four at shortstop, one at third base) and hit .281 (25 for 89)...had back-to-back three-hit games on June 17 and 18 against Los Angeles (NL)...committed an error on June 25 at San Francisco, snapping a 41-game errorless streak as a second baseman dating back to his last error on July 5, 2005 at Toronto...hit his first home run of the season on July 5, snapping a 60-game, 176-at bat homerless streak dating back to his last home run on September 27, 2005 against Los Angeles...homered in back-to-back games on July 22 and 23 at Detroit, the first time he has homered in back-to-back games in his career...hit four of his five home runs over a 13-game span from July 5 to August 4 and three of those came against Detroit...started 50 of the A's final 57 games at shortstop after Crosby went on the Disabled List for the first time beginning on July 31 and hit .298 (53 for 178) in 53 games total over that span...however, committed six errors in his 51 games at shortstop during that stretch...had a career high four RBI on August 15 against Seattle...stole two bases on August 22 at Toronto, the first two-steal game of his career...had a career high four hits on September 15 against Chicago...had a season best 10-game hitting streak from September 18 to 27 (12 for 32, .375)...had a game-ending RBI single in the bottom of the 12th inning on September 22 in the A's 5-4 win over Los Angeles...it was his eighth game-ending plate appearance in three seasons with the A's (one home run, six singles and a sacrifice bunt/error)...started all seven postseason games for the A's at shortstop...hit .333 (4 for 12) with four doubles and six RBI in three games against Minnesota in the ALDS...the four doubles tied the LDS record...had four RBI in Game 3 in Oakland on October 6 to tie an Athletics record for RBI in a post season game...then went 1 for 15 (.067) in the ALCS against Detroit and batted .185 (5 for 27) with six RBI overall in the postseason...batted .367 with a home run and 18 RBI in 41 games for Caracas in the Venezuelan Winter League...finished first in the league in batting.

Career

2005—Was battling for a roster spot at the end of spring training but ended up starting 105 games for the A's at four different positions...made 73 starts at shortstop, 29 at second base, two at third base and one in left field...hit .247 with nine home runs and 37 RBI in 118 games...the home runs were a career high as were his five stolen bases...hit just .171 against left-handed pitching compared to .266 with eight of his nine home runs against right-handers...swung and missed at just 7.8% of his pitches which was the lowest percentage in the American League and the second lowest by an Athletic since the stat was tracked starting in 1987...collected 18 of his 37 RBI in the seventh inning or later and had four "walk-off" plate appearances in 2005...had a sacrifice bunt/error that scored the winning run in the bottom of the 10th on April 16 against Los Angeles and had RBI singles on April 27 against Chicago, June 15 against the New York Mets and July 27 in the 10th inning against Cleveland...hit eight of his nine home runs while behind in the count...tied for second in the AL with three home runs on an 0-2 count and also had four on an 0-1 count...went 1 for 3 with an RBI as a pinch hitter...started in every spot in the order except three, four and five and made a team leading 79 starts batting ninth...committed eight errors in 81 games at shortstop for a .976 fielding percentage, but made just one error in his 30 games at second base for a .993 percentage...his lone error at second base came on July 5 at Toronto in the ninth inning and it allowed the tying run to score in a game the A's would win 10-7 in 11 innings...it snapped a 60-game errorless streak at second base dating back to July 30, 2004 at Texas...that equaled the third longest errorless streak by a second baseman in Oakland history...tied for the A's team lead with four sacrifice hits...was on the A's Opening Day roster, which did not feature a fifth starting pitcher, but when Bobby Crosby went on the Disabled List with stress fractures in his ribs after the first game, Scutaro ended up starting 43 of the A's next 48 games at shortstop before Crosby returned...hit .302 over his first 21 games through April 27 but then went up for 83 (.205) over his next 26 games through May 29, the day before Crosby returned...from May 30 to August 5, he primarily shared second base duties with Mark Ellis, starting 27 of the A's 60 games at second base...hit .292 in 19 games in June, his best one month average in 2005...started 21 consecutive games at shortstop from August 28 to September 18 when Crosby went on the DL again with a broken ankle and hit .213 over that stretch, connecting for four of his nine home runs...hit his first career leadoff home run on June 5 against Toronto...made his first career start in the outfield on July 30 against Detroit in left field, the second outfield appearance of his career...played left field again on August 7 at Kansas City.

2004—Set what was then an Athletics record for fielding percentage by a second baseman as he committed just three errors in 546 total chances for an American League leading .995 fielding percentage...did not commit an error in his first 48 games at second base, made three in his next 32 games and then finished the season with a 43-game errorless streak...also made two errors in 16 games at shortstop and no errors in one game at third base...batted .273 with seven home runs and 43 RBI in 137 games...including .278 in 123 games as a second baseman which was the third best batting average by an AL second baseman...also hit .313 when batting in the nine spot in the batting order which was the best mark in the AL...since 1974, that is the fourth best batting average by a player hitting in the nine spot (minimum 300 plate appearances)...batted .196 in all other spots in the batting order...batted .276 against left handed pitchers and .271 against right-

FRONT OFFICE
2007 ATHLETICS
REVIEW
RECORDS
HISTORY
OPENINGS
PLAYER DEVELOPMENT
MISCELLANEOUS

handers...also hit six of his seven home runs in Oakland...the A's won all seven of the games in which he homered...hit three home runs over his first 106 games but then hit three home runs over a six-game span from August 21 to 27...made 106 starts at second base and 11 at shortstop...also went 0 for 10 with two walks as a pinch-hitter...put together a career best 12-game hitting streak from April 9 to 21 and hit .422 during the streak...had his first career three-hit game on April 27 at New York and finished April with a .338 batting average...had a 10-game hitting streak from June 2 to 15...committed his first error of the season as a second baseman on June 17 at St. Louis, snapping a 63-game errorless streak at second base dating back to August 28, 2003 against Atlanta...hit his first career "walk-off" home run on August 25 against Baltimore, a three-run shot in the A's 3-0 victory...it was his first career three RBI game...finished August with a .303 batting average, three home runs and 10 RBI in 24 games...hit .335 with a .414 on-base percentage and .506 slugging percentage in 41 games with Caracas in the Venezuelan Winter League...ranked fourth in the league in on-base percentage and seventh in batting.

2003—Began the year at Triple-A Norfolk but had two stints with the New York Mets...was with the Mets during the spring but was optioned to Norfolk on March 17 before being sent outright to Norfolk on April 3...was selected on May 15 and went 2 for 17 (.118) in 10 games before he was optioned back to Norfolk on June 6...was designated for assignment on June 26 and sent outright to Norfolk on June 30...selected again by the Mets on July 31 and spent the remainder of the year with New York...hit .241 in 38 games during his second stint and batted .213 with two home runs and six RBI in 48 games with Mets overall...his batting average broke down to .259 with both of his home runs against right-handers compared to .095 against left-handers...hit .333 in Shea Stadium and .167 with both of his home runs on the road...was 3 for 11 (.273) with runners in scoring position...appeared in 39 games at second base, making 18 starts, and also made one appearance at shortstop...batted .311 with nine home runs and 32 RBI in 70 games at Norfolk...added 33 walks for a .401 on-base percentage...average dropped to .273 with runners in scoring position, including .167 with RISP and two outs...appeared in 36 games at third base, 23 at second base, nine at shortstop and four in left field...was batting .296 when he was brought up to New York on May 14...hit .326 over 39 games during his second stint with Norfolk...tripled twice on July 6 against Rochester...played for Caracas in the Venezuelan Winter League and batted a league leading .359 in 46 games...also led the league in on-base percentage (.435), tied for the league lead in doubles (17) and was fourth in stolen bases (9).

2002—Was with Milwaukee in Spring Training but was optioned to Indianapolis on March 18 and designated for assignment on April 3...claimed by the New York Mets on April 5 and began the year at Triple-A Norfolk...however, made his major league debut with three separate stints with the Mets...recalled for the first time on July 19 and made his ML debut on July 21 at Cincinnati at second base in the sixth inning...collected his first ML hit on July 22, a game-winning two-run triple in the bottom of the seventh inning off the Expos Tomo Okha to give the Mets a 5-2 win...optioned to Norfolk on August 1 but returned to New York on August 10...made his first Major League start on August 18 against Los Angeles at shortstop...optioned back to Norfolk on August 21 and recalled a final time on September 2...hit his first career home run on September 27 in the second game of a doubleheader against Atlanta off Kevin Gryboski...appeared in 12 games at second base, six games at shortstop, three games at third base and one game in left field...hit .300 with runners in scoring position...won the Doubleday Award at Norfolk as the top player on his team...finished fifth in the International League with a .319 batting average...represented Norfolk at the Triple-A All-Star Game and was named to the IL Post Season All-Star team...was selected to the Topps Triple-A Post Season All-Star team...earned IL Player of the Week honors for the week of May 13 to 19...appeared in 50 games at second base, 25 at shortstop, seven at third base, six in left field and five in right field.

2001—Spent the entire season at Triple-A Indianapolis and was named his team's Most Valuable Player...ranked second in the International League in runs (87), tied for fourth in on-base percentage (.382), fifth in hits (146) and ninth in batting (.295)...his batting average was fifth best in the Milwaukee farm system...was named IL Player of the Week for the week of May 28 to June 3...scored a run in 14 consecutive games from May 30 to June 12...appeared in 122 games at second base, five at third base and four at shortstop.

2000—Spent the entire year at the Triple-A Level, batting .275 in 124 games at Buffalo and .538 in four games at Indianapolis...was sent to the Milwaukee Brewers organization on August 30 as the player to be named later in the July 28 trade in which Cleveland traded outfielder Richie Sexson, pitchers Paul Rigdon and Kane Davis and a PTBNL to Milwaukee for pitchers Bob Wickman, Jason Bere and Steve Woodard...hit .283 in 128 games with both clubs and added 62 walks.

1999—Spent the entire season at Triple-A Buffalo and hit .273 with eight home runs and 51 RBI in 129 games...led Buffalo in games, at bats (462), runs (76) and hit by pitches (6) and finished second in hits (126), doubles (24), walks (61) and stolen bases (21)...had five hits on May 17 at Toledo and finished May with a .346 batting average...hit the game winning grand slam with two outs in the bottom of the ninth inning on August 2 against Syracuse.

1998—Named to the Eastern League Postseason All-Star Team as the second baseman...spent most of the year at Double-A Akron where he hit .316 with 11 home runs and 62 RBI in 124 games...finished third in the league in batting, fourth in on-base percentage (.387), fifth in stolen bases (33) and tied for fifth in triples (6)...also had an eight-game stint at Triple-A Buffalo and combined at both stops for a .311 batting average, which was fourth best in the Indians farm system...his 33 stolen bases were the best...batted .416 in July, the fifth best average in the minors...had five hits and five RBI on July 14 against Reading and was named Eastern League Player of the Week for the week of July 13-19...hit .222 with two RBI in four playoff games for Akron.

1997—Started the year at Single-A Kinston of the Carolina League but had three separate stints at Triple-A Buffalo...combined for a .271 average with 11 home runs and 65 RBI in 118 games...tied for fourth in the Indians farm system with 23 steals...finished tied for fifth in the Carolina League with six triples while playing for Kinston...had five hits on May 11 against Frederick and was named Carolina League Player of the Week for the week of May 8-14...hit .214 (3 for 14) with an RBI and a stolen base in four playoff games for Kinston.

1996—Hit .251 with 10 home runs and 45 RBI in 85 games for Single-A Columbus of the South Atlantic League...most of his playing time came at second base where he appeared in 78 games.

1995—Finished second in the Dominican Summer League with a .393 batting average for the Indians affiliate...also led the league with 103 hits and was the third baseman on the DSL Post Season All-Star Team.

Personal/Miscellaneous

Marco Scutaro was originally signed by Cleveland Indians scout Luis Aponte...graduated from Frederico Quiroz High School in Venezuela...played baseball and soccer growing up...represented Venezuela in the 1992 World Cup baseball tournament in Mexico City...is married, Marines...has two daughters, Maria Veronica (5/26/02) and Valeria (1/1/06)...named is pronounced scoot-UH-row.

Lifetime Playing Record

Year	Club	AVG.	G	AB	R	H	2B	3B	HR	RBI	SH	SF	HP	BB	SO	SB	CS	SLG	OBP	E
1995	DSL Indians	.393	66	262	71	103	18	6	0	38	2	4	8	20	11	32	11	.508	.446	0
1996	Columbus	.251	85	315	66	79	12	3	10	45	4	5	4	38	86	6	3	.403	.334	17
1997	Kinston	.272	97	378	58	103	17	6	10	59	2	3	9	35	72	23	7	.429	.346	11
	Buffalo	.263	21	57	8	15	3	0	1	6	1	1	0	6	8	0	1	.368	.328	3
1998	Akron	.316	124	462	68	146	27	6	11	62	4	6	10	47	71	33	16	.472	.387	15
	Buffalo	.231	8	26	3	6	3	0	0	4	1	0	0	0	2	0	0	.346	.231	2
1999	Buffalo	.273	129	462	76	126	24	2	8	51	6	4	6	61	69	21	6	.385	.362	16
2000	Buffalo	.275	124	425	67	117	20	5	5	54	7	7	9	61	53	9	6	.381	.373	15
	Indianapolis	.538	4	13	5	7	1	1	1	3	0	0	0	1	2	1	0	1.000	.571	0
2001	Indianapolis	.295	132	495	87	146	29	3	11	50	5	3	10	62	83	11	11	.432	.382	19
2002	Norfolk	.319	97	354	48	113	22	6	7	28	7	1	2	30	61	7	8	.475	.375	10
	NEW YORK (NL)	.222	27	36	2	8	0	1	1	6	1	1	0	0	11	0	1	.361	.216	1
2003	Norfolk	.311	70	244	42	76	18	3	9	32	9	4	6	33	34	11	6	.520	.401	7
	NEW YORK (NL)	.213	48	75	10	16	4	0	2	6	1	1	1	13	14	2	0	.347	.333	2
2004	OAKLAND	.273	137	455	50	124	32	1	7	43	5	1	0	16	58	0	0	.393	.297	5
2005	OAKLAND	.247	118	381	48	94	22	3	9	37	4	2	0	36	48	5	2	.391	.310	9
2006	OAKLAND	.266	117	365	52	97	21	6	5	41	3	5	0	50	66	5	1	.397	.350	13
AL Totals		.262	372	1201	150	315	75	10	21	121	12	8	0	102	172	10	3	.394	.318	27
NL Totals		.216	75	111	12	24	4	1	3	12	2	2	1	13	25	2	1	.351	.299	3
ML Totals		.258	447	1312	162	339	79	11	24	133	14	10	1	115	197	12	4	.390	.316	30

Career Transactions

1994 — Signed by the Cleveland Indians organization as a non-drafted free agent, July 26. 2000 — Traded to Milwaukee, August 30, to complete the trade of July 28 when Cleveland traded outfielder Richie Sexson, pitchers Paul Rigdon and Kane Davis and a PTBNL to Milwaukee for pitchers Bob Wickman, Jason Bere and Steve Woodard. 2002 — Claimed on waivers by the New York Mets, April 5. 2003 — Claimed on waivers by the Oakland Athletics, October 9.

Division Series Record

Year	Club/Opp.	AVG.	G	AB	R	H	2B	3B	HR	RBI	SH	SF	HP	BB	SO	SB	CS	SLG	OBP	E
2006	OAK vs. MIN	.333	3	12	1	4	4	0	0	6	0	0	0	0	1	0	0	.667	.333	0

League Championship Series Record

Year	Club/Opp.	AVG.	G	AB	R	H	2B	3B	HR	RBI	SH	SF	HP	BB	SO	SB	CS	SLG	OBP	E
2006	OAK vs. DET	.067	4	15	0	1	0	0	0	0	0	0	0	0	3	0	0	.067	.067	0

World Baseball Classic Record

Year	Country	AVG.	G	AB	R	H	2B	3B	HR	RBI	SH	SF	HP	BB	SO	SB	CS	SLG	OBP	E
2006	Venezuela	.000	4	4	1	0	0	0	0	0	0	0	0	1	1	0	0	.000	.200	—

vs. The American League

2006	AVG.	AB	H	HR	RBI	CAREER vs. TEAM	AVG.	AB	H	HR	RBI
.100	10	1	0	2	Baltimore	.283	53	15	2	6	
.353	17	6	0	1	Boston	.299	77	23	1	7	
.357	14	5	0	0	Chicago	.320	50	16	0	3	
.360	25	9	0	2	Cleveland	.291	79	23	0	4	
.308	13	4	3	5	Detroit	.275	40	11	3	7	
.000	11	0	0	0	Kansas City	.114	44	5	1	2	
.190	42	8	0	1	Los Angeles	.225	138	31	2	10	
.222	27	6	0	3	Minnesota	.264	72	19	0	6	
.269	26	7	0	2	New York	.239	71	17	1	5	
—	0	0	0	0	Oakland	—	0	0	0	0	
.296	54	16	1	12	Seattle	.296	169	50	4	28	
.240	25	6	1	5	Tampa Bay	.247	73	18	4	12	
.333	36	12	0	0	Texas	.271	118	32	1	8	
.200	20	4	0	1	Toronto	.237	59	14	1	3	

FRONT OFFICE
2007 ATHLETICS
REVIEW
RECORDS
HISTORY
OPPONENTS
PLAYER DEVELOPMENT
MISCELLANEOUS

vs. The National League

2006 AVG.	AB	H	HR	RBI	CAREER	AVG.	AB	H	HR	RBI
					vs. TEAM					
.000	3	0	0	0	Arizona	.000	9	0	0	0
—	0	0	0	0	Atlanta	.167	36	6	1	7
—	0	0	0	0	Chicago	.063	16	1	0	0
—	0	0	0	0	Cincinnati	.357	14	5	0	3
.286	7	2	0	0	Colorado	.222	9	2	0	0
—	0	0	0	0	Florida	.000	4	0	0	1
—	0	0	0	0	Houston	.375	8	3	1	1
.500	14	7	0	4	Los Angeles	.400	25	10	0	6
—	0	0	0	0	Milwaukee	.333	3	1	0	0
—	0	0	0	0	New York	.286	7	2	0	1
—	0	0	0	0	Philadelphia	.125	24	3	0	0
—	0	0	0	0	Pittsburgh	.429	14	6	1	3
—	0	0	0	0	St. Louis	.278	18	5	0	0
.273	11	3	0	1	San Diego	.300	20	6	1	2
.100	10	1	0	2	San Francisco	.220	50	11	0	5
—	0	0	0	0	Washington	.333	12	4	0	3

Monthly Breakdown

2006 AVG.	AB	H	HR	RBI	CAREER	AVG.	AB	H	HR	RBI
					by MONTH					
.242	33	8	0	5	April	.296	179	53	1	19
.053	38	2	0	0	May	.188	207	39	2	10
.294	85	25	0	10	June	.272	246	67	3	30
.265	34	9	3	7	July	.279	147	41	4	17
.282	78	22	1	8	August	.253	253	64	7	23
.301	93	28	1	11	September	.251	259	65	7	32
.750	4	3	0	0	October	.476	21	10	0	2

Batting Breakdown

2006 AVG.	AB	H	HR	RBI	CAREER	AVG.	AB	H	HR	RBI
					by CATEGORY					
.280	186	52	1	21	Home	.271	609	165	13	73
.251	179	45	4	20	Road	.248	703	174	11	60
.238	160	38	4	14	Day	.253	518	131	12	46
.288	205	59	1	27	Night	.262	794	208	12	87
.277	325	90	4	37	Grass	.264	1191	314	21	123
.175	40	7	1	4	Turf	.207	121	25	3	10
.218	165	36	1	17	Pre-ASG	.256	700	179	7	63
.305	200	61	4	24	Post-ASG	.261	612	160	17	70
.218	78	17	2	10	vs. LHP	.220	327	72	9	36
.279	287	80	3	31	vs. RHP	.271	985	267	15	97
.224	98	22	1	35	RISP	.255	326	83	3	106
.125	8	1	0	4	Bases Loaded	.222	36	8	0	18
.000	3	0	0	0	Pinch Hitter	.133	30	4	0	3
—	0	0	0	0	Designated Hitter	—	0	0	0	0

Ballpark Breakdown

	AVG.	AB	H	HR	RBI	AVG.	AB	H	HR	RBI	
Ameritrust Field	.279	61	17	1	5	Metrodome	.225	40	9	0	3
Angel Stadium of Anaheim	.247	73	18	0	3	Minute Maid Park	.333	6	2	1	1
AT&T Park	.200	30	6	0	3	Olympic Stadium	1.000	1	1	0	0
Busch Stadium I	.143	14	2	0	0	PETCO Park	.273	11	3	0	1
Camden Yards	.267	30	8	1	1	Qualcomm Stadium	.429	7	3	1	1
Chase Field	.000	6	0	0	0	RFK Stadium	.143	7	1	0	0
Cinergy Field	.000	1	0	0	0	Rogers Centre	.130	23	3	0	0
Comerica Park	.263	19	5	2	4	Safeco Field	.330	88	29	1	15
Coors Field	.286	7	2	0	0	Shea Stadium	.244	45	11	1	8
Dodger Stadium	.429	7	3	0	2	Tropicana Field	.227	44	10	3	7
Dolphin Stadium	.000	1	0	0	0	Turner Field	.136	22	3	0	3
Fenway Park	.320	50	16	1	7	U.S. Cellular Field	.375	16	6	0	0
Jacobs Field	.286	56	16	0	2	Veterans Stadium	.154	13	2	0	0
Kauffman Stadium	.000	19	0	0	0	Wrigley Field	.071	14	1	0	0
McAfee Coliseum	.273	564	154	12	65	Yankee Stadium	.216	37	8	0	2

Fielding Statistics

Second Base

YEAR	PCT.	G	PO	A	E	TC	DP
2002	1.000	12	4	7	0	11	0
2003	.981	39	53	52	2	107	13
2004	.995	123	232	311	3	546	78
2005	.993	30	56	92	1	149	19
2006	.994	37	72	93	1	166	32
Totals	.993	241	417	555	7	979	142

Third Base

YEAR	PCT.	G	PO	A	E	TC	DP
2002	1.000	3	1	2	0	3	0
2004	—	1	0	0	0	0	0
2005	1.000	5	4	6	0	10	1
2006	.893	12	4	21	3	28	1
Totals	.927	21	9	29	3	41	2

Shortstop

YEAR	PCT.	G	PO	A	E	TC	DP
2002	.941	6	5	11	1	17	3
2003	1.000	1	1	1	0	2	0
2004	.971	16	25	42	2	69	9
2005	.976	81	115	213	8	336	50
2006	.966	69	86	168	9	263	38
Totals	.971	173	232	435	20	687	100

Outfield

YEAR	PCT.	G	PO	A	E	TC	DP
2002	—	1	0	0	0	0	0
2005	1.000	2	5	0	0	5	0
2006	1.000	2	1	0	0	1	0
Totals	1.000	5	6	0	0	6	0

Scutaro's Career Highs

Hits: 4, September 15, 2006 vs. Chicago (AL)
Runs: 3, June 5, 2005 vs. Toronto
Doubles: 2 (five times), last: September 26, 2006 at Seattle
Triples: 1 (11 times), last: September 24, 2006 vs. Los Angeles (AL)
Home Runs: 1 (24 times), last time: September 10, 2006 at Tampa Bay
Runs Batted In: 4, August 15, 2006 vs. Seattle
Walks: 3, April 18, 2005 at Texas
Strikeouts: 3 (five times), last: August 25, 2006 at Texas
Stolen Bases: 2, August 22, 2006 at Toronto
Hitting Streak: 12, April 9 to 21, 2004
Hitless Streak (At Bats): 18, April 8 to 22, 2006

Scutaro's Career Home Run Chart

Multi-Homer Games: None. **Three-Homer Games:** None. **Two-Homer Games:** None. **Grand Slams:** None. **Pinch-Hit Home Runs:** None. **Inside-The-Park Home Runs:** None. **Game Ending Home Runs:** 1, August 25, 2004 vs. Baltimore (B.J. Ryan). **Lead Off Home Runs:** 1, June 5, 2005 vs. Toronto (Chad Gaudin).

David Shafer

71

Right-Handed Pitcher

Height/Weight: 6-2 / 191 **Bats/Throws:** Right / Right
Birthdate: March 7, 1982 **Opening Day Age:** 25
Birthplace/Resides: Flagstaff, Arizona / Flagstaff, Arizona
Major League Service: None
Obtained: Acquired from the Cincinnati Reds for Kirk Saarloos and a player to be named later, January 22, 2007
Contract Status: First year of a one-year contract through 2007.



2006 Highlights

Spent the entire season at Double-A Chattanooga where he posted a 1-2 record and a 2.36 ERA (13er in 49.2ip) to go along with 26 saves in 44 relief appearances...ranked tied for second in the Southern League in saves and was third in games finished...ranked third in the Southern League's Rolands' Relief Man Award points...struck out 52 batters, walked only 16 and allowed just two home runs in his 49.2 innings of work...allowed just four earned runs and struck out 30 in his first 28 appearances (26.1 ip) for a 1.37 ERA...held opponents to a .204 batting average, including .183 vs. left-handers and .215 vs. right-handers...posted a 0.74 ERA (2 er in 24.1 ip) in 22 road games...recorded 23 saves over his first 28 appearances before suffering a loss vs. Jacksonville on June 30...struck out eight of 13 batters faced while recording four straight saves from May 2-21... was 1-2 with three saves over his final 16 appearances (23.1ip)...was added to the Reds 40-man roster on November 20.

Career

2005—Was a combined 2-6 with a 3.04 ERA and 11 saves in 44 relief appearances between Single-A Sarasota and Double-A Chattanooga... held opponents to a .209 batting average...began the season with Sarasota, where he went 1-0 with five saves and did not allow a run in 10 appearances (13.2 ip)...was promoted to Chattanooga on May 10...went 1-6 with a 4.08 ERA and six saves in 34 appearances.

2004—Spent most of the season at Single-A Dayton, where he went 5-3 with a 2.92 ERA and five saves in 31 appearances, including seven starts...held opponents to a .216 batting average...did not surrender a hit until his ninth appearance on the year...did not allow an earned

run over his first 11 appearances and allowed just three baserunners in 16.0 innings of work...was on the disabled list from July 19 to August 10 with shoulder tendonitis...was transferred to Single-A Potomac on August 30 and appeared in just three games, converting all three of his save opportunities.

2003—Went 0-3 with a 3.04 ERA and 13 saves in 25 relief appearances at Rookie Billings...ranked third in the Pioneer League in saves...sur-rendered three runs in 1.0 innings of work at Helena on August 9, but allowed just five earned runs in his other 24 appearances (22.2 ip) for a 1.99 ERA.

2002—Combined for a 6-2 record and a 1.64 ERA to go along with five saves in 22 relief appearances between the Rookie Reds of the Golf Coast League and Rookie Billings...began the season with the GCL Reds, where he went 1-0 with a 1.29 ERA and one save in three appearances...was transferred to Billings on July 1 and went 5-2 with a 1.72 ERA and four saves in 19 appearances.

Personal/Miscellaneous

David Shafer...originally selected in the 32nd round of the 2001 First-Year Player Draft...signed by Mark Corey...attended Central Arizona Community College.

Lifetime Pitching Record

Year	Club	W	L	ERA	G	GS	CG	SHO	SV	IP	H	R	ER	HR	HB	BB	IBB	SO	WP	BK
2002	GCL Reds	1	0	1.29	3	0	0	0	1	7.0	3	2	1	0	0	2	0	7	0	0
	Billings	5	2	1.72	19	0	0	0	4	31.1	30	14	6	0	2	11	3	30	1	0
2003	Billings	0	3	3.04	25	0	0	0	13	23.2	25	13	8	1	1	3	1	32	0	0
	Dayton	5	3	2.92	31	7	0	0	5	77.0	60	32	25	8	3	16	0	84	7	1
2005	Potomac	0	0	0.00	3	0	0	0	3	4.1	5	0	0	0	0	0	0	5	0	0
	Sarasota	1	0	0.00	10	0	0	0	5	13.2	9	0	0	0	1	2	0	18	2	0
	Chattanooga	1	6	4.08	34	0	0	0	6	39.2	31	21	18	3	3	24	0	41	0	1
2006	Chattanooga	1	2	2.36	44	0	0	0	26	49.2	37	14	13	2	3	16	0	52	2	0

Career Transactions

2001 — Selected by the Cincinnati Reds organization in the 33rd round of the free-agent draft, June 5. **2007** — Traded to the Oakland Athletics organization for Kirk Saarloos and a player to be named later, January 23.

Huston Street

20

Right-Handed Pitcher

Height/Weight: 6-0 / 195

Bats/Throws: Right / Right

Birthdate: August 2, 1983

Opening Day Age: 23

Birthplace/Resides: Austin, Texas / Austin, Texas

Major League Service: 2 years

Obtained: Selected as a compensation pick following the 1st round (40th selection overall) of the June, 2004 draft

Contract Status: First year of a one-year contract through 2007.



2006 Highlights

Tied for fourth in the American League with a career high and team leading 37 saves, despite missing 12 games in April and 17 games in August and September with injuries...it was the seventh best single season save total in Oakland history...now has 60 career saves, which is sixth most in Oakland history...also topped the club with 23 saves last year and is the first pitcher to lead the A's in saves in consecutive seasons since Jason Iringhausen in 2000-01...his 37 saves this year tied for the third best single season total in Major League history by a 23-year old...only Chad Cordero (47 in 2005) and Francisco Rodriguez (45 in 2005) had more...his 60 career saves are fifth most by a pitcher by the age of 23...was 37 for 48 (77.1%) in save opportunities and his save percentage was second lowest in the AL (Burgos, KC 60.0%)...his 11 blown saves were second most in the AL to Burgos (12) and second most in Oakland history to Rollie Fingers who had 15 in 1976...the A's came back to win five of the 11 games in which he blew a save...was 4-4 with a 3.31 ERA in 69 relief appearances...walked just 13 batters and struck out 67 in 70.2 innings for a strikeout to walk ratio of 5.2 to 1...ranked seventh among AL relievers in fewest walks per nine innings (1.66) and was 10th in opponents on-base percentage (.275)...allowed a .238 opponents batting average, which broke down to .211 (32 for 152) against right-handers and .274 (32 for 117) against left-handers...now has a .191 (59 for 309) career average allowed against righties...allowed just 7 of 30 (23.3%) inherited runners to score, which ranked eighth lowest in the AL...first batters faced hit .269 (18 for 67) and he issued just one first batter walk...compiled a 4.79 ERA (11 er in 20.2 ip) in 22 outings on no days rest and a 2.70 ERA (15 er in 50.0 ip) in his other 47 outings...now has a 3.26 ERA (14 er in 38.2 ip) in 38 career outings on no days rest and a 2.20 ERA (27 er in 110.1 ip) in his other 98 outings...tossed at least one inning in 60 of his 69 outings and did not allow a run 54 times...joined the A's late during the spring as he pitched for the United States team in the World Baseball Classic...did not allow a run in two WBC outings (2.0 ip, 1 bb, 1 so)...was charged with his first blown save of the season on April 16 against Texas when he allowed a career high four runs on a career

high five hits in 0.2 innings...that snapped a streak of 21 consecutive saves dating back to July 19, 2005, which tied for the second longest such streak in Oakland history...had a 7.94 ERA (5 er in 5.2 ip) over his first seven outings through April 18 and then missed 12 games from April 19-May 1 with a strained right pectoral-minor muscle...was not placed on the disabled list...stranded each of his 17 inherited runners over a 34-game span from May 25 to August 5...tossed 2.0 shutout innings on June 3 against Minnesota for the save and matched his career high with four strikeouts...it was the first six-out save by an A's "closer" since Keith Foulke on August 12, 2003 against Boston...added another six-out save on August 2 at Los Angeles and recorded more than three outs in six of his saves...has 13 career saves with four or more outs...recorded the save in five straight A's games from June 8 to 13 to become the first A's pitcher to record the save in five consecutive teams games since Billy Koch (June 16-21, 2002)...saved all three games at New York from June 9-11, one of two times he saved all three games of a three-game series (August 11-13 vs. Tampa Bay)...pitched on four consecutive days for the first time in his career from June 8 to 11...had a 10.1 inning scoreless streak and a streak of eight consecutive games with a save snapped on June 17 against Los Angeles (NL) when he allowed a run in the ninth inning in a game the A's would win 5-4 in 17 innings...retired a season high 14 consecutive batters from June 17 to 24...was charged with the blown save in consecutive outings for the first time in his career on June 24 at San Francisco and June 29 at San Diego...allowed a walk-off home run to Ray Durham on the 24th, his career high fourth home run allowed of the season, but did not allow another home run the rest of the year...finished the season with a 36-game, 37.0 inning, 157-batter homerless streak...finished the month of June with 10 saves, which tied Bobby Jenks (CWS) for the Major League lead in the month...it tied for the second best one month total in Oakland history, falling one short of the record of 11 set by Billy Koch in August, 2002...did not allow a run in his first 13 outings in July (12.1 ip) but was just 4 for 4 in save opportunities...had a 12.2 inning scoreless streak from July 2 to 30, his second scoreless streak of 10 or more inning in 2006 and the sixth of his career...finished July with a 1.98 ERA, his best ERA in a month in 2006...recorded the save in each of his first seven outings in August but was charged with his eighth blown save on August 18 in the second game of the doubleheader at Kansas City...was placed on the 15-day Disabled List for the first time in his career on August 20 retroactive to August 19 with a strained right groin...was reinstated from the DL on September 8 and had eight saves, three blown saves and a 3.75 ERA (5 er in 12.0 ip) over his final 12 outings...pitched on four consecutive days for the second time in his career, September 19-22...was charged with three blown saves over his final four outings (5 er in 4.0 ip, 11.25 ERA)...recorded his final save on September 27 at Seattle, his eighth save of the season against the Mariners...that marks just the third time in Oakland history a pitcher has saved at least eight games against one team in the same season...the other two times were by Dennis Eckersley (9 vs. California in 1991, 8 vs. Seattle in 1992)...has nine career saves against Seattle, his most against any team...made five postseason appearances for the A's and was 0-1 with two saves and a 7.11 ERA...appeared in all three games of the ALDS against Minnesota and recorded the save in each of the first two games...took the loss in the final games of the ALCS, a 6-3 A's loss in Game 4 at Detroit...entire the game with the scored tied at three and retired each of the first six batters that he faced before allowing a walk-off three-run home run to Magglio Ordonez in the bottom of the ninth.

Career

2005—Was named American League Rookie of the Year by the Baseball Writers Association of America after leading all Major League rookies with 23 saves...became the sixth Oakland Athletic to win the award and is just the third closer to be named AL Rookie of the Year, joining Gregg Olson (1989) and Kazuhiro Sasaki (2000)...was also named AL Rookie Player of the Year by *The Sporting News*, received the Players Choice Award for the AL's Outstanding Rookie and was named Rookie of the Year by *Baseball America*...took over as the A's closer following the injury to Octavio Dotel in May and set the Oakland rookie record for saves...his 23 saves tied for seventh most ever by an AL rookie and were fourth most ever by a player 22 years old or younger...tied for second among AL rookies in appearances (67), ranked eighth in strikeouts (72), ninth in wins (5) and was 10th in innings pitched (78.1)...his 67 appearances were second most ever by an Oakland rookie...was 5-1 with a 1.72 ERA and .194 opponents batting average...ranked second among all AL relievers in ERA to Mariano Rivera (1.38) and his ERA was third lowest in Oakland history based on a minimum of 70 innings pitched...also ranked tied for seventh among AL relievers in innings and was ninth in opponents batting average...converted 23 of his 27 (85.2%) save opportunities which ranked eighth among AL closers...was 5 for 9 (55.6%) in save opportunities before the All-Star Break, recording his fourth blown save in his final outing before the break on July 10 at Chicago...then went on to convert each of his 18 save opportunities after the break and tied for fifth in the AL in post-ASB saves...allowed just three home runs in 78.1 innings, an average of 0.34 per nine innings, which ranked ninth lowest among AL relievers...did not allow a run in 24 of his 27 outings from April 23 to July 8 for a 0.57 ERA and .149 opponents batting average...allowed two runs on July 10 but then did not allow a run in 20 of his first 21 outings after the All-Star Break for a 0.36 ERA and .131 opponents batting average...that dropped his ERA to a season low 1.20 on September 6 but he allowed six runs over his final 11 outings to finish with a mark of 1.72...had four scoreless streaks of 10 or more innings, including 14.0 from July 10 to August 5, 11.2 from May 30 to July 5, 11.2 from August 13 to September 6 and 11.0 from May 4 to 26...his .194 opponents batting average broke down to .172 against right-handers and .224 against left-handers...allowed a .225 on-base percentage and .210 slugging percentage against righties and .321 and .345 respectively against lefties...yielded a .267 slugging percentage and .267 on-base percentage overall...opponents hit .194 with runners in scoring position...first batters faced were 15 for 64 (.234) with three walks and he allowed two of his three home runs to the first batter he faced in an outing...allowed 9 of his

Oakland A's Most Consecutive Saves

- 40 Eckersley, Sept. 15, 1991-Aug. 7, 1992
- 21 Street, July 19, 2005-April 15, 2006
- 21 Eckersley, Sept. 28, 1989-June 10, 1990
- 21 Grant, May 1-August 14, 1970
- 19 Eckersley, June 15-August 24, 1990

Most Saves, Season, Age 23 Or Younger

- 47 Chad Cordero, WSH (2005)
- 45 Francisco Rodriguez, LAA (2005)
- 37 Huston Street, OAK (2006)
- 37 Gregg Olson, BAL (1990)
- 36 Byung-Hyun Kim, ARI (2002)
- 29 Terry Forster, CWS (1972)
- 27 Ugueth Urbina, MON (1997)
- 27 Gregg Olson, BAL (1989)
- 26 Rich Gossage, NYY (1975)
- 25 Jorge Julio, BAL (2002)

Most Saves By Age 23

- 74 Terry Forster
- 70 Byung-Hyun Kim
- 64 Gregg Olson
- 62 Chad Cordero
- 60 Huston Street
- 59 Francisco Rodriguez
- 48 Neil Allen
- 32 Victor Cruz
- 32 Mitch Williams
- 29 Rich Gossage

Since 1969. Also includes season in which the player turned 23.

FRONT OFFICE

2007 ATHLETICS

REVIEW

RECORDS

HISTORY

OPPONENTS

PLAYER DEVELOPMENT

MISCELLANEOUS

36 (25.0%) of his inherited runners to score...was on the A's Opening Day roster and made his Major League debut on April 6 at Baltimore (1.0 ip, 1 h, 1 bb, 1 so)...entered the game to start the eighth inning and later struck out Sammy Sosa with runners on first and second for his first strikeout...became the first Athletic to make his ML debut within a year of being drafted since Ariel Prieto went straight to the Majors in 1995...recorded his first ML win on April 17 against Los Angeles by tossing two scoreless innings in the A's 7-6 win...was 1-1 with a 2.01 ERA, no saves and two blown saves over his first 19 games through May 17...replaced Dotel as the A's closer on May 20 and went 4-0 with a 1.61 ERA while converting 23 of his 25 (92.0%) save opportunities over his final 48 outings...recorded his first save on June 2 against Toronto...tossed more than one inning in each of his next three saves and recorded more than three outs for seven of his 23 saves...had four four-out saves and three five-out saves...missed 12 games from June 15 to 27 with a strained left hamstring...allowed his first home on July 10 at Chicago (Paul Konerko), snapping his career opening homerless streak at 34 games, 40.0 innings and 156 men faced...was charged with the blown save but ended up with the win after pitching a career high 3.1 innings in the A's 9-8 victory in 11 innings...had a streak of 13 games, 17.2 innings and 67 batters faced without a walk from June 10 to July 27...recorded the save in six consecutive outings from August 1 to 13...stranded all 16 of his inherited runners over a 37-game span from May 22 to September 7.

2004—Made his professional debut and pitched at all three levels in the Oakland farm system...was a combined 1-1 with eight saves and a 1.38 ERA in 21 relief appearances with Single-A Kane County, Double-A Midland and Triple-A Sacramento...did not allow a home run in 26.0 innings...walked just eight while striking out 30...held the opposition to a .223 batting average...had two saves and did not allow a run in four post-season appearances for Sacramento (5.0 ip, 5 h, 1 bb, 5 so)...then went on to pitch for the Arizona Fall League Champion Phoenix Desert Dogs and was 1-0 with a 0.98 ERA and seven saves in 13 appearances...led the AFL in saves and tied for the lead in ERA...walked two and struck out 19 in 18.1 innings while allowing one home run...allowed a .180 opponents batting average...made a grand total of 38 professional (regular season, postseason, Arizona Fall League) appearances in 2004 and was 2-1 with 17 saves and a 1.09 ERA...walked 11, struck out 54 and allowed just one home run in 49.1 innings...during the regular season, he allowed a .081 batting average against left handed hitters and .316 against right-handers...opponents were 4 for 25 (.160) with runners in scoring position...began his professional career at Kane County and was 0-1 with four saves and a 1.69 ERA in nine games...struck out the side in his first outing on July 20 at Clinton...recorded his first professional save on July 25 against Fort Wayne...was promoted to Midland on August 12 and was 1-0 with three saves and a 1.35 ERA in 10 appearances...tossed a season high 2.0 shutout innings on August 29 at Arkansas for his first professional win...moved up to Triple-A Sacramento on September 5 and recorded one save in two regular season games with the River Cats (2.0 ip, 2 h, 2 so).

Personal/Miscellaneous

Huston Lowell Street was signed by A's scout Blake Davis...selected as a compensation pick following the first round of the 2004 draft as compensation for the loss of free agent Miguel Tejada to Baltimore...graduated from Westlake (TX) High School in 2001...attended the University of Texas where he helped the Longhorns to three consecutive College World Series appearances...was named Most Outstanding Player in the 2002 College World Series as a freshman when he saved four games, including the championship game against South Carolina...was an All-Big 12 selection all three seasons at Texas (2002-04)...he posted ERA's of 0.96, 1.33 and 1.58 for the Longhorns and was a combined 18-3 with 41 saves and a 1.31 ERA in 105 career appearances...pitched for the USA National Team following the 2002 and 2003 seasons...is a member of the Oakland Action Team, a national youth volunteer initiative administered by the Major League Baseball Players Trust and Volunteers of America that is actively recruiting the next generation of volunteers...his father, James, quarterbacked the University of Texas to the 1969 National Championship.

Lifetime Pitching Record

Year	Club	W	L	ERA	G	GS	CG	SHO	SV	IP	H	R	ER	HR	HB	BB	IBB	SO	WP	BK
2004	Kane County	0	1	1.69	9	0	0	0	4	10.2	9	2	2	0	0	5	1	14	1	0
	Midland	1	0	1.35	10	0	0	0	3	13.1	10	2	2	0	1	3	0	14	1	0
	Sacramento	0	0	0.00	2	0	0	0	1	2.0	2	0	0	0	0	0	0	2	0	0
2005	OAKLAND	5	1	1.72	67	0	0	0	23	78.1	53	17	15	3	2	26	4	72	1	0
2006	OAKLAND	4	4	3.31	69	0	0	0	37	70.2	64	28	26	4	2	13	3	67	4	0
ML Totals		9	5	2.48	136	0	0	0	60	149.0	117	45	41	7	4	39	7	139	5	4

Career Transactions

2004 — Selected by the Oakland Athletics organization as a compensation pick (40th selection overall) following the 1st round of the free agent draft, June 7. **2006** — On disabled list, August 19 to September 8.

Division Series Record

Year	Club/Opp.	W	L	ERA	G	GS	CG	SHO	SV	IP	H	R	ER	HR	HB	BB	IBB	SO	WP	BK
2006	OAK vs. MIN	0	0	3.00	3	0	0	0	2	3.0	4	1	1	0	0	1	0	1	0	0

League Championship Series Record

Year	Club/Opp.	W	L	ERA	G	GS	CG	SHO	SV	IP	H	R	ER	HR	HB	BB	IBB	SO	WP	BK
2006	OAK vs. DET	0	1	10.80	2	0	0	0	0	3.1	4	4	4	2	0	0	0	3	0	0

World Baseball Classic Record

Year	Country	W	L	ERA	G	GS	CG	SHO	SV	IP	H	R	ER	HR	HB	BB	IBB	SO	WP	BK
2006	United States	0	0	0.00	3	0	0	0	0	3.0	0	0	0	0	0	2	0	2	0	0

FRONT OFFICE
2007 ATHLETICS
REVIEW
RECORDS
HISTORY
OPONENTS
PLAYER DEVELOPMENT
MISCELLANEOUS

vs. The American League

2006 ERA	W	L	SV	G	IP	H	HR	ER	SO	CAREER vs. TEAM	ERA	W	L	SV	G	IP	H	HR	ER	SO
0.00	0	0	1	2	2.0	1	0	0	0	Baltimore	0.00	0	0	2	6	6.2	3	0	0	5
0.00	1	0	0	3	3.2	1	0	0	5	Boston	0.00	1	0	0	6	8.2	3	0	0	11
2.70	0	0	2	3	3.1	3	1	1	4	Chicago	2.31	1	0	3	8	11.2	8	2	3	11
0.00	0	0	4	5	5.1	4	0	0	6	Cleveland	0.93	1	0	5	8	9.2	5	0	1	10
0.00	0	0	2	4	4.0	1	0	0	7	Detroit	0.00	0	0	2	4	4.0	1	0	0	7
20.25	0	1	0	2	1.1	5	0	3	1	Kansas City	4.26	0	1	2	5	6.1	7	0	3	5
2.84	1	0	1	6	6.1	7	0	2	5	Los Angeles	1.88	2	0	5	15	14.1	13	1	3	12
0.00	0	0	2	3	4.0	1	0	0	4	Minnesota	2.00	0	0	6	8	9.0	6	0	2	11
0.00	1	0	3	5	5.0	1	0	0	2	New York	0.00	1	0	3	9	9.1	1	0	0	7
—	0	0	0	0	0.0	0	0	0	0	Oakland	—	0	0	0	0	0.0	0	0	0	0
2.61	0	0	8	11	10.1	10	0	3	11	Seattle	4.32	1	1	9	19	16.2	20	0	8	18
0.00	0	0	5	7	7.0	7	0	0	4	Tampa Bay	0.00	1	0	5	10	10.2	9	0	0	10
12.71	0	2	3	6	5.2	12	2	8	4	Texas	5.94	0	2	8	16	16.2	22	3	11	9
9.64	1	0	3	4	4.2	7	0	5	6	Toronto	4.63	1	0	5	9	11.2	12	0	6	13

vs. The National League

2006 ERA	W	L	SV	G	IP	H	HR	ER	SO	CAREER vs. TEAM	ERA	W	L	SV	G	IP	H	HR	ER	SO
0.00	0	0	0	1	0.1	0	0	0	0	Arizona	0.00	0	0	0	1	0.1	0	0	0	0
—	0	0	0	0	0.0	0	0	0	0	Atlanta	0.00	0	0	1	1	1.1	1	0	0	1
0.00	0	0	0	1	2.0	0	0	0	2	Colorado	0.00	0	0	0	1	2.0	0	0	0	2
4.50	0	0	1	2	2.0	1	0	1	1	Los Angeles	4.50	0	0	1	2	2.0	1	0	1	1
—	0	0	0	0	0.0	0	0	0	0	New York	0.00	0	0	1	1	1.2	1	0	0	0
0.00	0	0	0	1	1.1	1	0	0	3	San Diego	0.00	0	0	0	1	1.1	1	0	0	3
11.57	0	1	2	3	2.1	2	1	3	2	San Francisco	6.75	0	1	2	5	4.0	2	1	3	3
—	0	0	0	0	0.0	0	0	0	0	Washington	0.00	0	0	0	1	1.0	1	0	0	0

Monthly Breakdown

2006 ERA	W	L	SV	G	IP	H	HR	ER	SO	CAREER by MONTH	ERA	W	L	SV	G	IP	H	HR	ER	SO
7.94	1	1	4	7	5.2	9	1	5	5	April	4.42	2	2	4	19	18.1	20	1	9	21
3.65	0	1	4	12	12.1	11	2	5	10	May	2.30	1	1	4	24	27.1	17	2	7	27
2.12	0	1	10	15	17.0	6	1	4	17	June	1.42	0	1	14	22	25.1	11	1	4	22
1.98	3	0	4	14	13.2	10	0	3	15	July	1.57	5	0	9	25	28.2	21	1	5	23
3.60	0	1	7	9	10.0	11	0	4	9	August	1.82	0	1	16	21	24.2	17	1	5	26
3.27	0	0	8	11	11.0	14	0	4	11	September	3.57	1	0	12	23	22.2	27	1	9	19
9.00	0	0	0	1	1.0	3	0	1	0	October	9.00	0	0	1	2	2.0	4	0	2	1

Pitching Breakdown

2006 ERA	W	L	SV	G	IP	H	HR	ER	SO	CAREER by CATEGORY	ERA	W	L	SV	G	IP	H	HR	ER	SO
3.19	3	1	19	38	36.2	37	1	13	35	Home	2.26	7	1	26	74	79.2	65	2	20	79
3.44	1	3	18	31	34.0	27	3	13	32	Road	2.73	2	4	34	62	69.1	52	5	21	60
3.03	1	2	18	32	32.2	28	2	11	31	Day	2.66	5	2	22	53	61.0	47	3	18	57
3.55	3	2	19	37	38.0	36	2	15	36	Night	2.35	4	3	38	83	88.0	70	4	23	82
3.26	4	4	33	65	66.1	59	4	24	64	Grass	2.54	9	5	53	126	138.0	108	7	39	129
4.15	0	0	4	4	4.1	5	0	2	3	Turf	1.64	0	0	7	10	11.0	9	0	2	10
3.26	2	3	19	39	38.2	29	4	14	37	Pre-ASG	2.42	5	4	24	74	81.2	58	5	22	81
3.38	2	1	18	30	32.0	35	0	12	30	Post-ASG	2.54	4	1	36	62	67.1	59	2	19	58
—	0	0	0	0	0.0	0	0	0	0	Starter	—	0	0	0	0	0.0	0	0	0	0
3.31	4	4	37	69	70.2	64	4	26	67	Reliever	2.48	9	5	60	136	149.0	117	7	41	139

FRONT OFFICE

Ballpark Breakdown

	ERA	W	L	SV	G	IP	H	HR	ER	SO
Ameritrust Field	3.00	0	1	5	6	6.0	5	2	2	3
Angel Stadium of Anaheim	1.23	0	0	4	7	7.1	5	0	1	4
AT&T Park	9.00	0	1	1	4	3.0	2	1	3	2
Camden Yards	0.00	0	0	2	5	5.2	3	0	0	3
Comerica Park	0.00	0	0	0	1	1.0	0	0	0	1
Coors Field	0.00	0	0	0	1	2.0	0	0	0	2
Fenway Park	0.00	1	0	0	3	5.0	1	0	0	5
Jacobs Field	1.93	0	0	3	4	4.2	2	0	1	5
Kauffman Stadium	13.50	0	1	1	2	1.1	2	0	2	0
McAfee Coliseum	2.26	7	1	26	74	79.2	65	2	20	79
Metrodome	0.00	0	0	4	4	4.0	1	0	0	4
PETCO Park	0.00	0	0	0	1	1.1	1	0	0	3
RFK Stadium	0.00	0	0	0	1	1.0	1	0	0	0
Rogers Centre	6.00	0	0	1	2	3.0	4	0	2	2
Safeco Field	7.88	0	1	6	8	8.0	13	0	7	12
Tropicana Field	0.00	0	0	2	4	4.0	4	0	0	4
Turner Field	0.00	0	0	1	1	1.1	1	0	0	1
U.S. Cellular Field	4.76	1	0	1	3	5.2	7	2	3	6
Yankee Stadium	0.00	0	0	3	5	5.0	0	0	0	3

Fielding Statistics

Pitcher		YEAR	PCT.	G	PO	A	E	TC	DP
2005	1.000	67	7	12	0	19	2		
2006	.846	69	3	8	2	13	0		
Totals	.938	136	10	20	2	32	2		

Street's Career Highs

Low Hit Complete Game: None
Innings Pitched: 3.1, July 10, 2005 at Chicago (AL)
Hits: 5 (twice), last: September 25, 2006 at Seattle
Runs: 4, April 16, 2006 vs. Texas
Earned Runs: 4, April 16, 2006 vs. Texas
Walks: 3, June 29, 2006 at San Diego
Strikeouts: 4 (twice), last: June 3, 2006 vs. Minnesota
Home Runs: 1 (seven times), last: June 24, 2006 at San Francisco
Longest Winning Streak: 5, May 30, 2005 to April 4, 2006
Longest Losing Streak: 3, April 16 to June 24, 2006
Longest Scoreless Streak: 14.0, July 10 to August 5, 2005

2007 ATHLETICS

REVIEW

RECORDS

Nick Swisher

33

Outfielder

Height/Weight: 6-0 / 216 **Bats/Throws:** Switch / Left
Birthdate: November 25, 1980 **Opening Day Age:** 26
Birthplace/Resides: Columbus, Ohio / Parkersburg, West Virginia
Major League Service: 2 years, 31 days
Obtained: Selected in the 1st round (16th selection overall) of the June, 2002 draft
Contract Status: First year of a one-year contract through 2007.



HISTORY

2006 Highlights

Batted .254 with 35 home runs and 95 RBI in his second full season in the Majors...set an Athletics record for home runs by a switch-hitter, breaking the mark of 23 set by Ruben Sierra in 1994, and his RBI were second to Sierra's 101 in 1993...led American League switch-hitters in home runs and is one of just 23 switch-hitters in Major League history to hit 30 or more home runs (58 times total)...now has 58 career home runs, which is second in Oakland history by a switch-hitter (Sierra, 60)...is one of 16 players in Oakland history to hit 30 or more home runs (37 times total) and he ranked tied for eighth in the AL in home runs...also ranked sixth in the AL in walks (97), eighth in runs scored (106) and was tied for fourth in strikeouts (152)...the strikeouts tied

Most Home Runs by an A's Switch Hitter Since 1901

CAREER	SEASON
60 Ruben Sierra	35 Nick Swisher, 2006
58 Nick Swisher	23 Ruben Sierra, 1994
48 Tony Phillips	22 Ruben Sierra, 1993
33 Scott Spiezio	21 Nick Swisher, 2005
25 Bobby Kielty	15 Tony Phillips, 1999

for sixth most in one season in Oakland history and were the most by an A's player since Jose Canseco had 152 in 1991...they were sixth most in ML history by a switch-hitter...led the A's in games (157), runs, walks, extra base hits (61), total bases (254), intentional walks (7) and strikeouts...had career highs in every offensive category except doubles...started a team leading 80 games at first base and a team leading 71 games in left field...is the first player in Oakland history to start at least 70 games in one season at two different positions...is the first Major League to do that since Carlos Baerga started 77 games at third base and 73 at second base for Cleveland in 1991...batted .291 (41 for 141) against left-handed pitching but hit 27 of his 35 home runs against right-handers while batting .241 (100 for 415)...has hit 47 of his 58 career home runs off right-handers...14 of his home runs either tied the game or put the A's ahead...ranked third in the AL in two-out home runs (14)...the A's were 21-10 in games in which he homered and are 38-14 (.731) in his career...homered in the same game as Frank Thomas nine times and he and Thomas combined for 74 home runs, which tied for the sixth best total by two teammates in Oakland history...his average included a .190 (24 for 126) mark with runners in scoring position, which was second lowest in the AL and seventh lowest by an Athletic since

OPPONENTS

PLAYER DEVELOPMENT

MISCELLANEOUS

1974...however, he was 7 for 17 (.412) with two grand slams and 20 RBI with the bases loaded...now has a .205 (57 for 278) career average with RISP...hit .258 (79 for 306) with 20 home runs and 52 RBI in 85 games before the All-Star Break and .248 (62 for 250) with 15 home runs and 43 RBI in 72 games after the break...started 63 of the A's 88 games before the break in left field and 59 of the A's 74 games after the break at first base...appeared in 90 games total at first base, 79 in left field and one each in center field and right field...made 75 starts batting second and 46 batting seventh, both of which lead the team...hit .220 (63 for 286) batting second compared to .289 (78 for 270) in all other spots in the order...had his best success hitting seventh where he batted .333 (53 for 159) with 16 home runs and 40 RBI...had six home runs and 18 RBI in 18 games against Texas and now has nine home runs and 32 RBI in 39 career games against the Rangers, his most home runs and RBI against any team...batted .130 (9 for 69) in interleague play, which was the second lowest mark in the Majors (Amezaga, FLA .113)...is a .174 (.21 for 121) career hitter against the National League...carried the A's offensively while they struggled over the first two months of the season as he was batting .310 (57 for 184) with 16 home runs and 42 RBI in 51 games through May 30...the A's were a season low six games under .500 at 23-29 through the 30th but then went 70-40 over the final 110 games...however, he would hit just .226 (84 for 372) with 19 home runs and 53 RBI over his 106 games from May 31 until the end of the season...had the first four strikeout game of his career on April 6 at Seattle but then reached base safely via hit or walk in 36 consecutive games from April 7 to May 19...hit .313 (41 for 131) with 35 runs, 12 home runs, 33 RBI and 21 walks (.411 on-base percentage) over that span...began the streak with a career best 10-game hitting streak from April 7-19 (15 for 40, .375), but topped that with an 11-game hitting streak from April 30 to May 11 (14 for 41, .341)...hit his first career grand slam on April 22 vs. Los Angeles (Jeff Weaver)...batted .313 (25 for 80) with 10 home runs and 24 RBI in 23 games in April...the home runs tied for second most in Oakland history in the first month of the season, falling one short of Mark McGwire's record of 11 in 1997...it was the first 10-homer month by an Athletic since Eric Chavez had 10 in August, 2002...had his first career stolen base on May 30 against Kansas City...followed April by hitting .299 (32 for 107) in May but then batted a combined .197 (36 for 183) with six home runs and 14 RBI in 51 games in June and July...finished the season with 13 home runs and 39 RBI in 54 games from August 1 until the end of the season...hit his first career inside-the-park home run on June 11 with New York...had a career long 0 for 17 streak from June 24 to June 29...tied an Oakland record with five strikeouts on June 29 at San Diego...it was the sixth five-strikeout game in Oakland history, the first since John Jaha on April 20, 2000 at Cleveland...had his fourth two-homer game of the season on June 21 at Colorado (also April 12 at Minnesota, April 18 vs. Detroit and May 11 at Toronto), the sixth of his career...it was the second time he homered from both sides of the plate in the same game (also June 26, 2005 vs. San Francisco)...it was the fourth time in Athletics history a player homered from both sides of the plate (also Wally Schang, September 8, 1916 vs. New York and Ruben Sierra, June 7, 1994 vs. Milwaukee)...had his first career four-hit game on September 8 at Tampa Bay...also hit his second grand slam of the season and his career in that game and matched his career high with four RBI (fifth time this year, eighth time career)...started all seven postseason games for the A's at first base and hit .200 (4 for 20) with one RBI...added seven walks for a .407 on-base percentage.

Career

2005—Batted .236 in his rookie campaign but added 21 home runs and 74 RBI in 131 games...led American League rookies in RBI and tied for the lead in home runs...led Major League rookies in walks (55) and extra base hits (52)...also ranked third among AL rookies in doubles (32), total bases (206) and strikeouts (110), fourth in runs (66) and slugging (.446), fifth in multiple hit games (26) and sixth in hits (109)...however, had the lowest batting average among all ML qualifiers...his 32 doubles were fourth most in Oakland history by a rookie, his 21 home runs tied for fifth most and his 74 RBI were sixth most...ranked fourth among AL switch hitters in RBI and tied for fourth in home runs...ranked second on the A's in home runs and walks and was third in RBI and doubles...averaged 4.13 pitches per plate appearance which ranked eighth in the AL...was batting .218 with three home runs and eight RBI over his first 22 games before going on the Disabled List on May 2 with a right acromio-clavicular (AC) joint sprain...was injured running into wall on a Jeremy Reed fly ball on May 1 against Seattle...was reinstated from the DL on May 25 and hit .267 with 13 home runs and 50 RBI over a 70-game stretch through August 13...was on the Bereavement List from August 14 to 18 and then hit .183 with five home runs and 16 RBI over his final 39 games following his return...his batting average broke down to .203 against left-handed pitching and .248 against right-handers...his average against lefties was fifth lowest in the AL...hit 18 of his 21 home runs off righties...batted .219 with runners in scoring position, including .200 with RISP and two outs and .167 with the bases loaded...batted .172 with two strikes but had 10 of his 21 home runs and 36 of his 74 RBI with two strikes...started a total of 128 games for the A's including a team leading 115 in right field and 13 at first base...batted .246 with all 21 of his home runs while playing right field and .156 as a first baseman...was also 0 for 3 as a pinch hitter...hit in the two, six, seven, eight and nine spots in the order and made a team leading 74 starts batting eighth...had his first of two two-homer games in the second game of the season on April 6 at Baltimore...had a strikeout in 11 consecutive games from April 7 to 19 (16 total)...batted .391 with three doubles and a RBI during a six-game rehab stint with Triple-A Sacramento from May 19-24...had a season best eight-game hitting streak from May 30 to June 7 (12 for 30, .400)...snapped a 34-game, 119-at-bat homerless streak on June 16 against the New York Mets to begin a 31-game stretch through July 23 where he had 11 home runs and 31 RBI...the A's won 9 of the 10 games in which he homered over that stretch and were 16-3 when he homered for the season...had his second two homer game on June 26 against San Francisco and matched his career high with four RBI...hit one home run left-handed and one right-handed to become the second player in Oakland history and the third in the Athletics history Wally Schang to homer from both sides of the plate in the same game...had his first of two game-winning hits in extra innings on July 10 at Chicago when his RBI double in the top of the 11th inning lifted the A's to a 9-8 victory...broke a 5-5 tie with a two-run home run in the 12th inning of the A's 10-5 win at Baltimore on August 29...had 12 doubles in 26 games in July, which tied for the second best one month double total in Oakland history...capped off the biggest ninth inning comeback in Oakland history on September 7 against Seattle when he walked with the bases loaded to force in the fifth run of the A's five-run ninth inning in an 8-7 A's win.

2004—The A's first round draft pick from 2002 made his Major League debut in just his third professional season...was called up by Oakland on September 3 and hit .250 with two home runs and eight RBI in 20 games...started 13 of the A's first 14 games after he was brought up because of the injury to Jermaine Dye and made 18 starts overall (11 in left field, three in right field, two at first base, two at designated hitter)...was 5 for 10 (.500) against left handed pitching and 10 for 50 (.200) against right-handers...made his ML debut on September 3 at Toronto with a start in left field...walked in his first plate appearance and then doubled off Ted Lilly in the fourth inning for his first ML hit...hit his first ML home run on September 5 at Toronto off Sean Douglass...made his first start at first base on September 25 at Anaheim...started the year at Sacramento and made his Triple-A debut...batted .269 with 29 home runs and 92 RBI in 125 games with the River Cats...added 103 walks, which led all of minor league baseball, and tied for fourth in runs (109)...led the Pacific Coast League in walks and runs scored and was eighth in on-base percentage (.406)...led Sacramento in walks and runs scored and tied with Dan Johnson for the lead in home

FRONT OFFICE
2007 ATHLETICS
REVIEW
RECORDS
HISTORY
OPONENTS
PLAYER DEVELOPMENT
MISCELLANEOUS

runs...also tied with Johnson for the most home runs in the A's farm system...hit .294 against left handed pitching and .259 against right-handers...appeared in 108 games in center field, 11 games in right field, two in left field and one at first base...reached base safely via hit or walk in 26 consecutive games from June 11 to July 7...had a two-home run, six-RBI performance on July 24 at Las Vegas...also hit two home runs on August 23 at Fresno...hit 20 home runs over his final 69 games after hitting just nine home runs over his first 56 games.

2003—Split the season between Single-A Modesto and Double-A Midland and hit a combined .256 with 15 home runs and 86 RBI in 127 games...ranked fifth in the A's farm system in RBI...added 78 walks and eight hit by pitches for a .363 on-base percentage...his 11 sacrifice flies tied for fifth in all of minor league baseball...appeared in 98 games in center field, 12 in right field, five at first base and two in left field...began the year at Modesto where he batted .296 with 10 home runs and 43 RBI in 51 games...finished third on the team in home runs despite spending just two months with the club...homered twice on May 2 against Inland Empire...was California League Player of the Week for the week of April 28 to May 4...reached base safely via hit or walk in 31 consecutive games from April 17 to May 24 and 47 of 51 games overall...was promoted to Midland on June 8 and batted .230 with five home runs and 43 RBI in 76 games with the Rockhounds...had a season high five RBI on August 17 at Arkansas.

2002—Began his professional career at Single-A Vancouver of the Northwest League but was promoted to Single-A Visalia of the California League after 13 games...batted a combined .242 at both stops with six home runs and 35 RBI in 62 games...added 39 walks for a .360 on-base percentage...appeared in 53 games in center field and batted .281 in nine games at designated hitter...batted .250 with two home runs and 12 RBI in 13 games at Vancouver...hit his first professional home run on June 22 at Spokane...was promoted to Visalia on July 1 and hit .240 with four home runs and 23 RBI in 49 games...average improved to .478 with runners in scoring position and two outs...went 2 for 6 (.333) in two playoff games for Visalia.

Personal/Miscellaneous

Nicholas Thompson Swisher was originally signed by Rich Sparks...graduated from Parkersburg (WV) High School in 1999...attended Ohio State University...was named Big 10 Freshman of the Year in 2000 after hitting .299 with 10 home runs and 48 RBI...was an All-Big 10 selection at first base as a sophomore in 2001 after hitting .322 with 56 RBI and a league leading 15 home runs...earned All-Big 10 honors in the outfield in 2002 after batting .348 with 10 home runs and 52 RBI...was selected by the A's with the Boston Red Sox first round pick in 2002 as compensation for the loss of free agent Johnny Damon...is the son of Steve Swisher who caught 509 games in the Major Leagues with the Cubs (1974-77), St. Louis (1978-80) and San Diego (1981-82)...was a .216 lifetime hitter with 20 home runs and 124 RBI...his father was also a first round draft pick as he was selected by the Chicago White Sox with the 21st selection of the 1973 draft.

Lifetime Playing Record

Year	Club	AVG.	G	AB	R	H	2B	3B	HR	RBI	SH	SF	HP	BB	SO	SB	CS	SLG	OBP	E
2002	Vancouver	.250	13	44	10	11	3	0	2	12	0	1	2	13	11	3	0	.455	.433	0
	Visalia	.240	49	183	22	44	13	2	4	23	2	1	2	26	48	3	1	.399	.340	4
2003	Modesto	.296	51	189	38	56	14	2	10	43	0	5	2	41	49	0	2	.550	.418	4
	Midland	.230	76	287	36	66	24	2	5	43	0	6	6	37	76	0	1	.380	.324	5
2004	Sacramento	.269	125	443	109	119	28	2	29	92	0	5	3	103	109	3	3	.537	.406	7
	OAKLAND	.250	20	60	11	15	4	0	2	8	0	1	2	8	11	0	0	.417	.352	3
2005	OAKLAND	.236	131	462	66	109	32	1	21	74	0	1	4	55	110	0	1	.446	.322	2
	Sacramento	.391	6	23	4	9	3	0	0	1	0	0	1	2	7	0	1	.522	.462	0
2006	OAKLAND	.254	157	556	106	141	24	2	35	95	2	6	11	97	152	1	2	.493	.372	8
ML Totals		.246	308	1078	183	265	60	3	58	177	2	8	17	160	273	1	3	.468	.350	13

Career Transactions

2002 — Selected by the Oakland Athletics organization in the 1st round (16th selection overall) of the free agent draft, June 4. **2005** — On disabled list, May 2 to 24; included rehabilitation assignment to Sacramento, May 19 to 24. On bereavement list, August 14 to 18.

Division Series Record

Year	Club/Opp.	AVG.	G	AB	R	H	2B	3B	HR	RBI	SH	SF	HP	BB	SO	SB	CS	SLG	OBP	E
2006	OAK vs. MIN	.300	3	10	3	3	2	0	0	1	0	0	0	2	2	0	0	.500	.417	0

League Championship Series Record

Year	Club/Opp.	AVG.	G	AB	R	H	2B	3B	HR	RBI	SH	SF	HP	BB	SO	SB	CS	SLG	OBP	E
2006	OAK vs. DET	.100	4	10	0	1	0	0	0	0	0	0	0	5	5	0	0	.100	.400	0

FRONT OFFICE

2007 ATHLETICS

REVIEW

RECORDS

HISTORY

OPPONENTS

PLAYER DEVELOPMENT

MISCELLANEOUS

vs. The American League

2006 AVG.	AB	H	HR	RBI	CAREER vs. TEAM	AVG.	AB	H	HR	RBI
.118	17	2	0	0	Baltimore	.195	41	8	3	6
.289	38	11	3	6	Boston	.241	58	14	3	6
.263	19	5	0	2	Chicago	.245	49	12	1	7
.367	30	11	1	5	Cleveland	.319	69	22	3	11
.261	23	6	2	3	Detroit	.227	44	10	3	6
.242	33	8	4	9	Kansas City	.228	57	13	5	14
.203	59	12	5	14	Los Angeles	.219	128	28	6	18
.237	38	9	2	6	Minnesota	.281	64	18	4	12
.207	29	6	2	3	New York	.162	37	6	2	3
—	0	0	0	0	Oakland	—	0	0	0	0
.339	62	21	4	18	Seattle	.287	122	35	6	24
.387	31	12	2	6	Tampa Bay	.293	58	17	2	11
.306	72	22	6	18	Texas	.247	150	37	9	32
.194	36	7	2	2	Toronto	.300	80	24	5	14

vs. The National League

2006 AVG.	AB	H	HR	RBI	CAREER vs. TEAM	AVG.	AB	H	HR	RBI
.000	11	0	0	0	Arizona	.000	11	0	0	0
—	0	0	0	0	Atlanta	.200	10	2	0	0
.375	8	3	2	2	Colorado	.375	8	3	2	2
.154	13	2	0	0	Los Angeles	.154	13	2	0	0
—	0	0	0	0	New York	.200	10	2	1	3
—	0	0	0	0	Philadelphia	.000	7	0	0	0
.067	15	1	0	0	San Diego	.067	15	1	0	0
.136	22	3	0	1	San Francisco	.229	35	8	3	8
—	0	0	0	0	Washington	.250	12	3	0	0

Monthly Breakdown

2006 AVG.	AB	H	HR	RBI	CAREER by MONTH	AVG.	AB	H	HR	RBI
.313	80	25	10	24	April	.266	158	42	13	32
.299	107	32	6	18	May	.278	133	37	6	23
.204	98	20	3	7	June	.234	192	45	9	26
.188	85	16	3	7	July	.236	182	43	9	28
.237	97	23	6	22	August	.228	180	41	8	32
.294	85	25	7	17	September	.239	213	51	13	35
.000	4	0	0	0	October	.300	20	6	0	1

Batting Breakdown

2006 AVG.	AB	H	HR	RBI	CAREER by CATEGORY	AVG.	AB	H	HR	RBI
.235	264	62	17	48	Home	.237	532	126	29	94
.271	292	79	18	47	Road	.255	546	139	29	83
.230	209	48	10	31	Day	.244	394	96	20	63
.268	347	93	25	64	Night	.247	684	169	38	114
.242	501	121	29	82	Grass	.236	977	231	50	158
.364	55	20	6	13	Turf	.337	101	34	8	19
.258	306	79	20	52	Pre-ASG	.253	538	136	31	91
.248	250	62	15	43	Post-ASG	.239	540	129	27	86
.291	141	41	8	26	vs. LHP	.259	274	71	11	44
.241	415	100	27	69	vs. RHP	.241	804	194	47	133
.190	126	24	6	55	RISP	.205	278	57	12	112
.412	17	7	2	20	Bases Loaded	.300	30	9	2	29
.000	1	0	0	0	Pinch Hitter	.000	5	0	0	0
.500	2	1	0	1	Designated Hitter	.250	8	2	0	1

Ballpark Breakdown

	AVG.	AB	H	HR	RBI
Ameritrust Field	.259	81	21	5	20
Angel Stadium of Anaheim	.138	58	8	1	4
AT&T Park	.200	10	2	0	1
Camden Yards	.188	32	6	3	6
Comerica Park	.174	23	4	0	0
Coors Field	.375	8	3	2	2
Fenway Park	.320	25	8	1	3
Jacobs Field	.310	29	9	1	4
Kauffman Stadium	.182	33	6	3	9
McAfee Coliseum	.237	532	126	29	94
Metrodome	.361	36	13	2	7
PETCO Park	.067	15	1	0	0
RFK Stadium	.250	12	3	0	0
Rogers Centre	.317	41	13	4	6
Safeco Field	.328	64	21	3	9
Tropicana Field	.333	24	8	2	6
Turner Field	.200	10	2	0	0
U.S. Cellular Field	.304	23	7	1	4
Yankee Stadium	.182	22	4	1	2

Fielding Statistics

First Base							
YEAR	PCT.	G	PO	A	E	TC	DP
2004	1.000	3	19	0	0	19	3
2005	1.000	21	109	10	0	119	10
2006	.993	90	666	42	5	713	56
Totals	.994	114	794	52	5	851	69

Outfield							
YEAR	PCT.	G	PO	A	E	TC	DP
2004	.889	16	24	0	3	27	0
2005	.990	121	196	6	2	204	2
2006	.984	80	174	5	3	182	3
Totals	.981	217	394	11	8	413	5

Swisher's Career Highs

Hits: 4, September 8, 2006 at Tampa Bay
Runs: 3 (nine times), last: July 6, 2006 vs. Los Angeles (AL)
Doubles: 2 (six times), last: August 15, 2006 vs. Seattle
Triples: 1 (three times), last: June 23, 2006 at San Francisco
Home Runs: 2 (six times), June 21, 2006 at Colorado; May 11, 2006 at Toronto; April 18, 2006 vs. Detroit; April 12, 2006 at Minnesota; June 26, 2005 vs. San Francisco; April 6, 2005 at Baltimore
Runs Batted In: 4 (eight times), last: September 8, 2006 at Tampa Bay
Walks: 3 (10 times), last: August 16, 2006 vs. Seattle
Strikeouts: 5, June 29, 2006 at San Diego
Stolen Bases: 1, May 30, 2006 vs. Kansas City
Hitting Streak: 11, April 30 to May 11, 2006
Hitless Streak (At Bats): 17, June 24 to 29, 2006

Swisher's Career Home Run Chart

Multi-Homer Games: 6, last: June 21, 2006 at Colorado. **Three-Homer Games:** None. **Two-Homer Games:** 6, last: June 21, 2006 at Colorado. **Grand Slams:** 2, September 8, 2006 at Tampa Bay (James Shields); April 22, 2006 vs. Los Angeles (AL) (Jeff Weaver). **Pinch-Hit Home Runs:** None. **Inside-The-Park Home Runs:** 1, June 11, 2006 at New York (AL) (Shawn Chacon). **Game Ending Home Runs:** None. **Lead Off Home Runs:** None.

Charles Thomas

26

Outfielder

Height/Weight: 6-0 / 218 **Bats/Throws:** Left / Left
Birthdate: December 26, 1978 **Opening Day Age:** 28
Birthplace/Resides: Fairfield, California / Asheville, North Carolina
Major League Service: 171 days
Obtained: Acquired from the Atlanta Braves with pitchers Juan Cruz and Dan Meyer for pitcher Tim Hudson, December 16, 2004
Contract Status: First year of a one-year contract through 2007.



2006 Highlights

Spent the entire season at Triple-A Sacramento and batted .274 with nine home runs and 43 RBI in 114 games...ranked third on the River Cats in stolen bases (8) and tied for third in games played, triples (2), hit by pitches (7) and sacrifice hits (6)...led the team in caught stealing (9)...batted .287 (78 for 272) against right-handed pitching and .243 (27 for 111) against left-handers...batted .241 (26 for 108) with runners in scoring position and was just 1 for 10 (.100) with the bases loaded...the one hit was a grand slam on June 12 at Tacoma...hit .299 (59 for 197) with six of his nine home runs at home and .247 (46 for 186) on the road...batted .303 (27 for 89) when leading off an inning...appeared in 109 games in center field and two in left field...hit in every spot in the order except third and fourth and made 96 appearances in the bottom three spots in the order (36 batting ninth and 30 each batting eighth and seventh)...had his best success hitting eighth (33 for 106, .311) but hit six of his nine home runs when hitting seventh...hit .309 (43 for 139) over the first two months of the season, .208 (31 for 149) in June and July and .326 (31 for 95) from August 1 until the end of the season...hit eight of his nine home runs in August...the eight home runs came over a 19-game span from August 5 to 26, and included a pair of two homer games on August 15 against Colorado Springs and August 19 against Fresno...also had his best batting average in the month of August (29 for 81, .358)...had just two extra base hits over his first 43 games, both doubles, and had just eight doubles for the season, matching a career low...had a season high three hits on May 3 against Portland, May 24 against Iowa and August 26 at Fresno...finished May with a .339 (21 for 62) batting average...had a season high four RBI on June 12 at Tacoma when he hit a grand slam...had a season high four walks on July 18 at Colorado Springs...compiled a season best 10-game hitting streak from August 21 to 30 (12 for 33, .364)...batted .224 with one home run and 19 RBI in 43 games for La Guaira in the Venezuelan Winter League.

Career

2005—Was on the A's Opening Day Roster but got off to one of the slowest starts in Oakland history before he was optioned to Triple-A Sacramento on June 9 where he finished the season...started the season 0 for 24 which was the second longest hitless streak to start a season in Oakland history at the time...it gave him a career long 25 at bat hitless streak dating back to 2004...ended up batting .109 in 30 games with the A's with no extra base hits and one RBI...made 12 starts with the A's (eight in left field, three in right field and one in center field)...was 1 for 12 (.083) with runners in scoring position...went 0 for 18 on the road...went 0 for 23 over his first 11 games and then struck out in his first at bat on April 27 against Chicago before singling off Freddy Garcia in the fifth inning for his first hit of the season...picked up his lone RBI on May 14 against New York with a RBI single in the eighth inning of the A's 15-6 loss...made his final start on May 16 against Boston and appeared in just 10 of the next 20 games (1 for 7, .143) before he was optioned to Sacramento on June 9...his struggles continued with the River Cats where he hit just .227 with five home runs and 33 RBI in 75 games...the batting average was the lowest of his minor league career...was successful in 16 of his 20 (80.0%) stolen base attempts and finished second on the club in steals...it was the second highest stolen base total of his career...batted .274 against left-handed pitching and .214 with all five of his home runs against right-handers...hit in every spot in the order except fourth and saw his most action with 22 games in the eight spot (17 for 72, .236) and 19 games batting leadoff (17 for 86, .198)...appeared in 65 games in center field, four in right field and three in left field...got off to a quick start following his option as he hit .333 in 18 games in June...saw his average decline the rest of the way as he hit .200 in 27 games in July and .183 with three home runs and 13 RBI in 27 games in August...then went 1 for 7 (.143) in three regular season games in September before batting .188 with no RBI and four walks in five post-season games for Sacramento...had a 0 for 19 streak from August 14 to 20 and a 0 for 24 skid from August 22 to September 1...went 1 for 28 over his final 10 regular season games.

2004—Began the season by making his Triple-A debut at Richmond but finished it with Atlanta where he hit .288 with seven home runs and 31 RBI in 83 games...led National League rookies in on-base percentage (.368), tied for third in triples (4) and was fifth in batting...also topped NL rookies with seven outfield assists...started a team leading 61 games for the Braves in left field and also made one start in right field...hit .372 over his first 28 games through July 27 and .247 over his final 55 games...hit .281 against left-handers and .289 against right-handers...batted .373 during the day and .254 at night...was 4 for 9 (.444) as a pinch-hitter...was selected from Richmond on June 23 and made his Major League debut that night at Florida, striking out as a pinch-hitter...collected his first Major League hit with a pinch-hit infield single the next day against the Marlins off Ben Howard...posted a career-high three hits on July 4 vs. Boston...smacked his first career home run off Montreal's Livan Hernandez on July 7 at Puerto Rico...had his first career two-homer game on July 10 at Philadelphia...had a career high seven-game hitting streak from July 24 to 30 (9 for 21, .429)...batted .342 in July...had his second multi-homer game (both off Greg Maddux) and a career-high five RBI on October 3 at Chicago...appeared in all five NLDS games against Houston, including four starts in left field...was 4 for 16 (.250) with two walks and a stolen base...began the year at Richmond and hit .358 with four home runs and 32 RBI in 61 games...was leading the International League in batting and on-base percentage (.416) at the time of his promotion to Atlanta...was elected to the IL All-Star Team but did not play because of his promotion...his batting average included a .400 mark against left-handers and .344 against right-handers...average improved to .404 with runners in scoring position...earned Richmond Player of the Month honors in May when he hit .347 with three home runs and 18 RBI in 26 games...appeared in 19 games in center field, 15 in left field, 14 in right field and 10 at designated hitter.

2003—Split his season between Single-A Myrtle Beach and Double-A Greenville and batted a combined .279 with two home runs and 38 RBI in 113 games...added 47 walks and 11 hit by pitches for a .374 on-base percentage...hit .321 against left handed pitchers and .212 against right-handers at Myrtle Beach and then batted .150 against left-handers and .375 against right-handers at Greenville...batted .185 with runners in scoring position at Myrtle Beach and .389 at Greenville...appeared in 42 games in left field, 40 in center field and 26 in right field...began the season at Myrtle Beach and was batting .242 in 36 games when he was promoted to Greenville on May 22...went 3 for 20 (.150) in nine games and returned to Myrtle Beach on June 4...hit .241 in 30 games and was moved back to Greenville for good on July 24...hit .346 over his final 38 games and finished with a .324 average in 47 games overall at Greenville compared to .242 in 66 games at Myrtle Beach...garnered Player of the Week honors in the Southern League, August 1-7, after hitting .440.

2002—Injuries limited him to 73 games at Single-A Myrtle Beach and Double-A Greenville and he hit a combined .233 with two home runs and 18 RBI...began the season on the disabled list with a left elbow sprain and was also on the DL from May 30 to June 11 with a pulled left hamstring...activated from the disabled list on May 20 and went 2 for 7 (.286) in two games at Myrtle Beach before he was transferred to Greenville on May 24...hit .231 in 71 games at Greenville...that included a .321 average against left handed pitching and .205 against right-handers...appeared in 61 games in right field, nine in left field and one in center field...had a .987 fielding percentage in the outfield for Greenville.

2001—Began the season at Single-A Myrtle Beach in the Carolina League but was transferred to Single-A Macon in the South Atlantic League on April 23 and finished the season there...batted a combined .241 with 11 home runs and 65 RBI in 120 games...the home runs and RBI were career highs as were his 18 stolen bases...hit just .159 in 12 games at Myrtle Beach and .250 with all 11 of his home runs in 108 games at Macon...finished second on Macon in triples (5), third in runs scored (59), home runs and RBI (59) and fourth in hits (102) and doubles (19)...hit two home runs and June 11 against Charleston, SC and August 14 at Delmarva.

2000—Made his professional debut at Jamestown of the New York-Penn League and hit .303 with a home run and 25 RBI in 68 games...tied for the league lead in triples (8), tied for second in doubles (20) and tied for third in extra base hits (29)...appeared in 62 games in right field, three in center field and two in left field...batted .358 with 19 of his 25 RBI in 29 games in July.

Personal/Miscellaneous

Charles Wesley Thomas was originally signed by Atlanta scout Dan Poplin...attended Western Carolina where he was an All-Southern Conference selection as a sophomore in 1999 after leading the league with a .406 batting average...also hit .369 as a freshman and .344 as a junior.

FRONT OFFICE

Lifetime Playing Record

Year	Club	AVG.	G	AB	R	H	2B	3B	HR	RBI	SH	SF	HP	BB	SO	SB	CS	SLG	OBP	E
2000	Jamestown	.303	68	264	39	80	20	8	1	25	0	1	1	19	58	10	2	.451	.351	4
2001	Myrtle Beach	.159	12	44	4	7	1	0	0	6	0	1	0	3	8	1	0	.182	.208	0
	Macon	.250	108	408	59	102	19	5	11	59	0	3	3	32	87	17	7	.402	.307	3
2002	Myrtle Beach	.286	2	7	0	2	0	0	0	0	0	0	0	0	2	0	0	.286	.286	0
	Greenville	.231	71	229	40	53	8	0	2	18	3	3	4	28	43	5	3	.293	.322	2
2003	Myrtle Beach	.242	66	207	30	50	8	1	2	15	4	0	8	29	54	6	2	.319	.357	4
	Greenville	.324	47	176	29	57	14	4	0	23	0	0	3	18	25	5	4	.449	.396	2
2004	Richmond	.358	61	215	31	77	18	4	4	32	2	1	6	16	40	7	5	.535	.416	3
	ATLANTA	.288	83	236	35	68	8	4	7	31	1	0	9	21	45	3	1	.445	.368	1
2005	OAKLAND	.109	30	46	4	5	0	0	0	1	0	0	4	5	8	0	1	.109	.255	2
	Sacramento	.227	75	277	43	63	16	3	5	33	3	2	3	35	56	16	4	.361	.319	3
2006	Sacramento	.274	114	383	58	105	8	2	9	43	6	0	7	38	77	8	9	.376	.350	4
	AL Totals	.109	30	46	4	5	0	0	0	1	0	0	4	5	8	0	1	.109	.255	2
	NL Totals	.288	83	236	35	68	8	4	7	31	1	0	9	21	45	3	1	.445	.368	1
	ML Totals	.259	113	282	39	73	8	4	7	32	1	0	13	26	53	3	2	.390	.349	3

2007 ATHLETICS

REVIEW

Career Transactions

2000 — Selected by the Atlanta Braves organization in the 19th round of the free agent draft, June 5. 2004 — Acquired from the Atlanta Braves with pitchers Juan Cruz and Dan Meyer for pitcher Tim Hudson, December 16.

RECORDS

Division Series Record

Year	Club/Opp.	AVG.	G	AB	R	H	2B	3B	HR	RBI	SH	SF	HP	BB	SO	SB	CS	SLG	OBP	E
2004	ATL vs. HOU.	.250	5	16	1	4	0	0	0	0	0	0	1	2	5	1	0	.250	.368	0

HISTORY

vs. The American League

2006 AVG.	AB	H	HR	RBI	CAREER vs. TEAM	AVG.	AB	H	HR	RBI
—	0	0	0	0	Baltimore	.182	11	2	0	1
—	0	0	0	0	Boston	.357	14	5	0	2
—	0	0	0	0	Chicago	.500	2	1	0	0
—	0	0	0	0	Cleveland	.000	0	0	0	0
—	0	0	0	0	Detroit	—	0	0	0	0
—	0	0	0	0	Kansas City	—	0	0	0	0
—	0	0	0	0	Los Angeles	.000	5	0	0	0
—	0	0	0	0	Minnesota	—	0	0	0	0
—	0	0	0	0	New York	.200	5	1	0	1
—	0	0	0	0	Oakland	—	0	0	0	0
—	0	0	0	0	Seattle	.167	6	1	0	0
—	0	0	0	0	Tampa Bay	.143	7	1	0	0
—	0	0	0	0	Texas	.167	6	1	0	0
—	0	0	0	0	Toronto	.000	8	0	0	0

OPPONENTS

vs. The National League

2006 AVG.	AB	H	HR	RBI	CAREER vs. TEAM	AVG.	AB	H	HR	RBI
—	0	0	0	0	Arizona	.100	10	1	0	0
—	0	0	0	0	Atlanta	—	0	0	0	0
—	0	0	0	0	Chicago	.600	5	3	2	5
—	0	0	0	0	Cincinnati	.000	6	0	0	0
—	0	0	0	0	Colorado	.200	5	1	0	3
—	0	0	0	0	Florida	.367	30	11	1	3
—	0	0	0	0	Houston	.222	9	2	0	2
—	0	0	0	0	Los Angeles	.308	13	4	0	2
—	0	0	0	0	Milwaukee	.444	9	4	0	2
—	0	0	0	0	New York	.200	35	7	0	0
—	0	0	0	0	Philadelphia	.316	19	6	3	5
—	0	0	0	0	Pittsburgh	.316	19	6	0	1
—	0	0	0	0	St. Louis	.200	10	2	0	1
—	0	0	0	0	San Diego	.000	5	0	0	0
—	0	0	0	0	San Francisco	.571	7	4	0	1
—	0	0	0	0	Washington	.278	36	10	1	3

MISCELLANEOUS

PLAYER DEVELOPMENT

Monthly Breakdown

2006 AVG.	AB	H	HR	RBI	CAREER by MONTH	AVG.	AB	H	HR	RBI
—	0	0	0	0	April	.071	28	2	0	0
—	0	0	0	0	May	.214	14	3	0	1
—	0	0	0	0	June	.304	23	7	0	2
—	0	0	0	0	July	.342	73	25	3	10
—	0	0	0	0	August	.265	68	18	0	11
—	0	0	0	0	September	.211	71	15	2	3
—	0	0	0	0	October	.600	5	3	2	5

Batting Breakdown

2006 AVG.	AB	H	HR	RBI	CAREER by CATEGORY	AVG.	AB	H	HR	RBI
—	0	0	0	0	Home	.272	151	41	2	16
—	0	0	0	0	Road	.244	131	32	5	16
—	0	0	0	0	Day	.342	79	27	4	15
—	0	0	0	0	Night	.227	203	46	3	17
—	0	0	0	0	Grass	.268	261	70	6	30
—	0	0	0	0	Turf	.143	21	3	1	2
—	0	0	0	0	Pre-ASG	.228	92	21	3	10
—	0	0	0	0	Post-ASG	.274	190	52	4	22
—	0	0	0	0	vs. LHP	.256	39	10	1	9
—	0	0	0	0	vs. RHP	.259	243	63	6	23
—	0	0	0	0	RISP	.231	78	18	1	22
—	0	0	0	0	Bases Loaded	.200	10	2	0	4
—	0	0	0	0	PH	.364	11	4	0	0
—	0	0	0	0	DH	—	0	0	0	0

Ballpark Breakdown

	AVG.	AB	H	HR	RBI
Ameritrust Field	.000	3	0	0	0
Angel Stadium of Anaheim	.000	2	0	0	0
Camden Yards	.182	11	2	0	1
Chase Field	.100	10	1	0	0
Citizens Bank Park	.444	9	4	2	3
Dodger Stadium	.308	13	4	0	2
Dolphins Stadium	.300	10	3	0	0
Fenway Park	.000	0	0	0	0
H.Bithorn Stadium, P.R.	.100	10	1	1	2
Jacobs Field	.000	0	0	0	0
McAfee Coliseum	.179	28	5	0	1
Minute Maid Park	.222	9	2	0	2
Olympic Stadium	.333	6	2	0	0
PETCO Park	.000	5	0	0	0
PNC Park	.462	13	6	0	1
RFK Stadium	.000	1	0	0	0
Safeco Field	.000	3	0	0	0
SBC Park	.000	0	0	0	0
Shea Stadium	.267	15	4	0	0
Tropicana Field	.000	5	0	0	0
Turner Field	.293	123	36	2	15
Wrigley Field	.600	5	3	2	5
Yankee Stadium	.000	1	0	0	0

Fielding Statistics

Outfield	YEAR	PCT.	G	PO	A	E	TC	DP
	2004	.993	71	138	7	1	146	2
	2005	.951	27	38	1	2	41	0
Totals		.984	98	176	8	3	187	2

Thomas' Career Highs

Hits: 3 (four times), last: August 11, 2004 vs. Milwaukee
Runs: 4, August 28, 2004 vs. San Francisco
Doubles: 2, June 26, 2004 at Baltimore
Triples: 1 (four times), last: August 30, 2004 vs. San Francisco
Home Runs: 2 (twice), October 3, 2004 at Chicago (NL); July 10, 2004 at Philadelphia
Runs Batted In: 5, October 3, 2004 at Chicago (NL)
Walks: 2 (four times), last: April 13, 2005 vs. Toronto
Strikeouts: 3, September 28, 2004 vs. New York (NL)
Stolen Bases: 1 (three times), last: September 24, 2004 vs. Florida
Hitting Streak: 7, July 24 to 30, 2004
Hitless Streak (At Bats): 25, October 3, 2004 to April 27, 2005

Thomas' Career Home Run Chart

Multi-Homer Games: 2, last: October 3, 2004 at Chicago (NL). **Three-Homer Games:** None. **Two-Homer Games:** 2, last: October 3, 2004 at Chicago (NL). **Grand Slams:** None. **Pinch-Hit Home Runs:** None. **Inside-The-Park Home Runs:** None. **Game Ending Home Runs:** None. **Lead Off Home Runs:** None.

Jason Windsor

49



Right-Handed Pitcher

Height/Weight: 6-2 / 233

Bats/Throws: Right / Right

Birthdate: July 16, 1982

Opening Day Age: 24

Birthplace/Resides: San Bernardino, California / Queen Creek, Arizona

Major League Service: 34 days

Obtained: Selected in the 3rd round of the June, 2004 draft.

Contract Status: First year of a one-year contract through 2007.

2006 Highlights

Combined to win 17 games with Double-A Midland and Triple-A Sacramento, which tied for the most wins in all of minor league baseball...also made his major league debut with A's, going 0-1 with a 6.59 ERA and .375 (21 for 56) opponents batting average in four games, three starts, over two stints...was selected from Sacramento on July 17 and made his ML debut that night, one day after his 24th birthday...became the 31st pitcher in Oakland history to start in his debut, the first since Rich Harden on July 21, 2003...had a no decision in his first start, a 5-3 A's loss at Baltimore (5.0 ip, 5 h, 3 r, 1 er, 3 bb, 3 so)...left the game with the score tied at three...made another start on July 25 against Boston and was the losing pitcher in the A's 13-5 loss (2.2 ip, 9 h, 4 r, 4 er, 2 so)...was optioned back to Sacramento on July 26 but returned to Oakland on September 8...pitched in relief on September 18 against Cleveland (1.0 ip) and then started on September 27 at Seattle, the day after the A's clinched the West...allowed five runs on seven hits in 5.0 innings in a game the A's would comeback to win 7-6 in 10 innings...was a combined 17-2 with a 3.62 ERA (61 er in 151.1 ip) in 26 games, all starts, at Midland and Sacramento...the 17 wins tied Charles Lofgren of Single-A Kinston in the Cleveland organization for the most in the minors and they were the most by a pitcher in the A's farm system since organizational leaders were first compiled in 1992...also led the A's farm system in strikeouts (158) and ranked second in ERA...had career highs in wins, games, games started, innings, hits (155), earned runs (61), walks (42) and strikeouts...lost his first start of the season for Midland on April 6 at Frisco and then put together a 16-game winning streak before losing again on August 24 at Fresno while pitching for Sacramento...it was the longest winning streak in the minors in 2006...had 158 strikeouts and 42 walks in 151.1 innings for a strikeout to walk ratio of 3.76 to 1...allowed nine home runs, an average of one home run per 16.8 innings...allowed a .263 opponents batting average which broke down to .252 (77 for 306) against left-handed hitters and .276 (78 for 283) against right-handers...allowed just one of his nine home runs against lefties...his opponents average dropped to .237 (36 for 152) with runners in scoring position...his teams were 20-6 in his starting assignments...allowed two runs or fewer in 18 of his 26 starts and walked two batters or fewer 22 times...began the season at Midland and was 4-1 with a 2.97 ERA in six starts...allowed a .227 opponents batting average, including .174 with runners in scoring position...allowed one run or fewer in four of his six starts...was the Opening Day starter for the Rockhounds but took the loss in a 4-2 decision at Frisco...then went 4-0 with a 2.25 ERA over his final five starts...tossed six shutout innings and allowed just one hit for his first win on April 12 at San Antonio...struck out a season high 10 and tossed six shutout innings to win at Wichita on April 29...was promoted to Sacramento on May 9 and was 13-1 with a 3.81 ERA in 20 starts with the River Cats...tied for the Pacific Coast League lead in wins despite spending the first five weeks of the season at Double-A...led Sacramento in wins and strikeouts (123) and was second in games started and innings pitched (118.0)...won each of his first five starts with the River Cats (7 er in 28.0 ip, 2.25 ERA), giving him eight wins in eight starts dating back to April 22 while at Midland...tossed six shutout innings on May 22 against Iowa...earned Pacific Coast League Pitcher of the Week honors for the week of May 22-28 after going 2-0 with a 0.82 ERA...matched his season high with 10 strikeouts on June 29 against Fresno...was a combined 12-1 with a 3.70 ERA (41 er in 99.2 ip) in 18 starts, including 8-0 with a 4.07 ERA in 12 starts with Sacramento, when the A's called on July 17...returned to the Sacramento rotation on July 29 and went 4-0 with a 2.67 ERA (10 er in 33.2 ip) over his first five starts...including August 19 against Fresno when he tossed his only complete game of the season, a seven-hitter in Sacramento's 5-4 win (1 b, 7 so)...had his 16-game winning streak snapped on August 24 at Fresno in the River Cats 9-5 loss...allowed a season high tying eight runs on 10 hits in 5.0 innings...then allowed one run in each of his final two starts (13.0 ip), picking up his 17th win in his final start on September 23 at Colorado Springs.

Career

2005—Was a combined 5-8 with a 4.66 ERA in 21 games, all starts, for Single-A Stockton and Double-A Midland...the eight losses are a professional high...allowed a .274 opponents batting average, which included a .297 mark against left-handed hitters and .257 against right-handers...his average fell to .205 with runners in scoring position and two outs...struck out 103 and walked 31 for a strikeout to walk ratio of 3.3 to 1...his teams were 8-13 (.381) in his starting assignments...tossed six or more innings in just eight of his 21 starts and pitched fewer than five innings six times...allowed two runs or fewer 10 times and walked two batters or fewer 18 times...began the year at Stockton and went 2-2 with a 3.58 ERA in 10 starts...allowed a .244 opponents average, but that mark jumped to .341 with runners in scoring position...went 2-0 with a 2.20 ERA in five starts at home and 0-2 with a 5.56 ERA in five starts on the road...struck out a season high 13 in 6.2 innings in a no decision on May 3 against Modesto...also reached double figures in strikeouts on May 14 against Modesto when he struck out 11 in a season high tying 7.0 innings...was promoted to Midland on May 31 and went 3-6 with a 5.72 ERA in 11 starts with the RockHounds...went 1-1 with a 2.41 ERA over his first three starts before going on the Disabled List on June 17 with right elbow tendinitis...was reinstated on July 2 and tossed 5.0 shutout innings that day in a win at Corpus Christi...then went 1-5 with an 8.45 ERA over his next seven starts...capped that stretch on August 7 against Frisco when he allowed a season high 10 runs in 3.2 innings...went on the DL for a second time on August 10 with right shoulder tendinitis and missed the remainder of the season.

2004—began his professional career at Single-A Vancouver and did not allow a run in four appearances (5.0 ip) before he was promoted to Single-A Kane County on August 12...went 1-0 with three saves and a 2.77 ERA in nine relief appearances with the Cougars and was 1-0

with four saves and a 2.00 ERA in 13 relief appearances overall...allowed a .217 (15 for 69) opponents batting average...recorded his first professional save in his final outing for the Canadians on August 9 at Salem-Keiser...picked up his first win on August 17 at Battle Creek (1.1 ip, 2 so)...recorded the save in three of his final four outings...had one save and did not allow a run or a hit in five postseason appearances for Kane County (7.1 ip, 2 bb, 13 so).

Personal/Miscellaneous

Jason David Windsor was signed by A's scout Randy Johnson...graduated from Leigh (CA) High School in 2000...was drafted by Houston in the 43rd round of the 2000 draft but did not sign...was also drafted by Texas in the 43rd round of the 2001 draft but did not sign...graduated from West Valley (CA) Junior College in 2002...attended Cal State Fullerton and was 24-6 with a 1.82 ERA in two seasons.

Lifetime Pitching Record																				
Year	Club	W	L	ERA	G	GS	CG	SHO	SV	IP	H	R	ER	HR	HB	BB	IBB	SO	WP	BK
2004	Vancouver	0	0	0.00	4	0	0	0	1	5.0	4	0	0	0	0	0	0	5	0	0
	Kane County	1	0	2.77	9	0	0	0	3	13.0	11	4	4	0	0	5	1	13	1	0
2005	Stockton	2	2	3.58	10	10	0	0	0	55.1	52	28	22	5	2	8	0	64	1	0
	Midland	3	6	5.72	11	11	0	0	0	56.2	69	40	36	5	3	23	1	39	0	0
2006	Midland	4	1	2.97	6	6	0	0	0	33.1	27	12	11	2	0	10	0	35	1	0
	Sacramento	13	1	3.81	20	20	1	0	0	118.0	128	53	50	7	2	32	0	123	2	0
	OAKLAND	0	1	6.59	4	3	0	0	0	13.2	21	12	10	2	0	5	0	6	0	0
ML Totals		0	1	6.59	4	3	0	0	0	13.2	21	12	10	2	0	5	0	6	0	0

Career Transactions

2000 — Selected by the Houston Astros organization in the 43rd round of the free agent draft, June 5. **2001** — Selected by the Texas Rangers organization in the 43rd round of the free agent draft, June 5. **2004** — Selected by the Oakland Athletics organization in the third round of the free agent draft, June 7.

vs. The American League

2006	CAREER vs. TEAM										ERA	W	L	SV	G	IP	H	HR	ER	SO
ERA	W	L	SV	G	IP	H	HR	ER	SO		ERA	W	L	SV	G	IP	H	HR	ER	SO
1.80	0	0	0	1	5.0	5	0	1	3	Baltimore	1.80	0	0	0	1	5.0	5	0	1	3
13.50	0	1	0	1	2.2	9	2	4	2	Boston	13.50	0	1	0	1	2.2	9	2	4	2
0.00	0	0	0	1	1.0	0	0	0	0	Cleveland	0.00	0	0	0	1	1.0	0	0	0	0
9.00	0	0	0	1	5.0	7	0	5	1	Seattle	9.00	0	0	0	1	5.0	7	0	5	1

Monthly Breakdown

2006	CAREER by MONTH										ERA	W	L	SV	G	IP	H	HR	ER	SO
ERA	W	L	SV	G	IP	H	HR	ER	SO		ERA	W	L	SV	G	IP	H	HR	ER	SO
5.87	0	1	0	2	7.2	14	2	5	5	July	5.87	0	1	0	2	7.2	14	2	5	5
7.50	0	0	0	2	6.0	7	0	5	1	September	7.50	0	0	0	2	6.0	7	0	5	1

Pitching Breakdown

2006	CAREER by CATEGORY										ERA	W	L	SV	G	IP	H	HR	ER	SO
ERA	W	L	SV	G	IP	H	HR	ER	SO		ERA	W	L	SV	G	IP	H	HR	ER	SO
9.82	0	1	0	2	3.2	9	2	4	2	Home	9.82	0	1	0	2	3.2	9	2	4	2
5.40	0	0	0	2	10.0	12	0	6	4	Road	5.40	0	0	0	2	10.0	12	0	6	4
—	0	0	0	0	0.0	0	0	0	0	Day	—	0	0	0	0	0.0	0	0	0	0
6.59	0	1	0	4	13.2	21	2	10	6	Night	6.59	0	1	0	4	13.2	21	2	10	6
6.59	0	1	0	4	13.2	21	2	10	6	Grass	6.59	0	1	0	4	13.2	21	2	10	6
—	0	0	0	0	0.0	0	0	0	0	Turf	—	0	0	0	0	0.0	0	0	0	0
—	0	0	0	0	0.0	0	0	0	0	Pre-ASG	—	0	0	0	0	0.0	0	0	0	0
6.59	0	1	0	4	13.2	21	2	10	6	Post-ASG	6.59	0	1	0	4	13.2	21	2	10	6
7.11	0	1	0	3	12.2	21	2	10	6	Starter	7.11	0	1	0	3	12.2	21	2	10	6
0.00	0	0	0	1	1.0	0	0	0	0	Reliever	0.00	0	0	0	1	1.0	0	0	0	0

Ballpark Breakdown

	ERA	W	L	SV	G	IP	H	HR	ER	SO
Camden Yards	1.80	0	0	0	1	5.0	5	0	1	3
McAfee Coliseum	9.82	0	1	0	2	3.2	9	2	4	2
Safeco Field	9.00	0	0	0	1	5.0	7	0	5	1

Fielding Statistics

Pitcher		YEAR	PCT.	G	PO	A	E	TC	DP
		2006	.500	4	0	1	1	2	0
		Totals	.500	4	0	1	1	2	0

FRONT OFFICE
2007 ATHLETICS
REVIEW
RECORDS
HISTORY
OPPONENTS
PLAYER DEVELOPMENT
MISCELLANEOUS

Windsor's Career Highs

Low Hit Complete Game: None

Innings Pitched: 5.0 (twice), last: September 27, 2006 at Seattle. As reliever: 1.0, September 18, 2006 vs. Cleveland

Fewest Innings Pitched, Starter: 2.2, July 25, 2006 vs. Boston

Hits: 9, July 25, 2006 vs. Boston. As reliever: None

Runs: 5, September 27, 2006 at Seattle. As reliever: None

Earned Runs: 5, September 27, 2006 at Seattle. As reliever: None

Walks: 3, July 17, 2006 at Baltimore. As reliever: None

Strikeouts: 3, July 17, 2006 at Baltimore. As reliever: None

Home Runs: 2, July 25, 2006 vs. Boston. As reliever: None

Longest Winning Streak: None

Longest Losing Streak: 1, July 25, 2006 to present

Longest Scoreless Streak: 3.0, September 18 to 27, 2006

Windsor's 2006 Starts

Date	Opponent	Score	Dec	ERA*	IP	H	R	ER	BB	SO	HR	#PIT
July 17	at Baltimore	3-5	—	1.80	5.0	5	3	1	3	3	0	86
July 25	Boston	5-13	L	5.87	2.2	9	4	4	0	2	2	71
Sept. 27	at Seattle	7-6 (10)	—	6.59	5.0	7	5	5	2	1	0	81

*indicates overall ERA

Jay Witasick

45

Right-Handed Pitcher

Height/Weight: 6-4 / 249

Bats/Throws: Right / Right

Birthdate: August 28, 1972

Opening Day Age: 34

Birthplace/Resides: Baltimore, Maryland / Bel Air, Maryland

Major League Service: 8 years, 168 days

Obtained: Acquired from the Colorado Rockies with LHP Joe Kennedy for OF Eric Byrnes, minor league IF Omar Quintanilla and cash considerations, July 13, 2005

Contract Status: Second year of a two-year contract through 2007 with a club option for 2008.

2006 Highlights

Appeared in just 20 games as he missed 90 games during two stints on the disabled list...the appearances were his fewest since 1998 when he appeared in just seven games with Oakland...compiled a 6.75 ERA, which was the highest mark of his career, topping his 6.33 from 1998...walked 21 batters 22.2 innings for a .423 opponents on-base percentage, topping his previous high of .389 in 1998...allowed a .281 opponents batting average, which included a .138 (4 for 29) mark against left-handed hitters and .350 (21 for 60) with all three of his home runs against right-handers...has allowed a .197 (27 for 137) average against lefties over the last two years...the opponents average dropped to .194 (6 for 31) with runners in scoring position, including 1 for 13 (.077) with RISP and two outs...first batters faced were 6 for 18 (.333) with two walks and he allowed 4 of his 10 (40.0%) inherited runners to score...had a win and no save opportunities...compiled a 3.07 ERA (5 er in 14.2 ip) in 13 outings in 13 outings when pitching on five days rest or less and had a 13.50 ERA (12 er in 8.0 ip) in seven outings on six or more days rest...did not commit an error in his 20 games, giving him a 147-game errorless streak dating back to his last error on August 2, 2003...did not allow a run in his only appearance against Baltimore (1.0 ip) and now has a 1.96 ERA (5 er in 23.0 ip) in 13 career appearances against the Orioles, his best mark against any American League team...tossed at least 1.0 innings in 15 of his 20 outings, allowed at least one run in 10 of those outings and walked at least one batter 14 times...had a 5.40 ERA (5.0 ip, 6 h, 3 r, 3 er, 4 bb, 3 so) and .316 (6 for 19) opponents batting average over his first three outings before going on the 15-day disabled list on April 14 with a sprained left ankle...the injury occurred on April 13 at Minnesota while covering first base on a Nick Punto ground out in the bottom of the eighth inning and he missed 47 games...made two starts on a rehab assignment with Single-A Stockton from May 30 to June 2 (4.0 ip, 4 h, 2 r, 2 er, 1 bb, 4 so) and one relief appearance with Triple-A Sacramento on June 4 (1.0 ip, 1 r, 1 bb) before he was reinstated from the DL on June 6...appeared in just two games, compiling a 94.50 ERA (0.2 ip, 3 h, 7 r, 7 er, 5 bb, 0 so) and .600 (3 for 5) opponents batting average, before going on the DL for a second time on June 23, retroactive to June 20, with left ankle tendinitis...made another rehab start with Stockton on July 12 (1.0 ip, 2 so) and then went 1-0 with a 4.15 ERA (13.0 ip, 10 h, 6 r, 6 er, 3 bb, 6 so) in 11 rehab appearances with Sacramento from July 14 to August 6 before he was reinstated from the DL on August 9...allowed two runs in his first game back with the A's on August 9 against Texas, boosting his season ERA to 16.20...then posted a 2.81 ERA (5 er in 16.0 ip) over his final 16 outings...picked up his only win of the season on September 27 at Seattle (1.0 ip, 2 so)...was not on the A's postseason roster.

Career

2005—Was acquired from Colorado at the All-Star Break and appeared in 28 games with the A's, all in relief...was 1-1 with a save, two blown saves and a 3.25 ERA with Oakland after going 0-4 with a blown save and a 5.52 ERA in 32 relief appearances with Colorado...combined

for a 1-5 record, one save and a 2.84 ERA in 60 games overall...the 60 appearances were second most in his career...struck out 73 batters in 63.1 innings, an average of 10.37 per nine innings...allowed just four home runs or one every 15.8 innings...allowed a .223 opponents batting average which was the lowest of his career...the average included a .213 mark against left-handers after entering the season with a .302 career average against lefties...opponents hit .133 with runners in scoring position...allowed just 5 of 23 (21.7%) inherited runners to score but first batters faced hit .315 with six walks...three of the four home runs he allowed came against the first batter he faced in an outing...had a 4.76 ERA in 12 outings when pitching on no days rest and a 2.42 ERA in his other 48 appearances...posted a 2.10 ERA and allowed a .136 opponents batting average in 24 outings during the day and had a 3.35 ERA and .273 opponents batting average in 36 outings at night...did not allow a run in seven interleague outings (8.1 ip)...was traded to the AS along with Joe Kennedy on July 13 for Eric Byrnes and minor league Omar Quintanilla...allowed just 1 of his 8 inherited runners to score with Oakland...his outing on July 15 against Texas (0.0 ip, 2 h, 1 r, 1 er, 1 bb) was his first outing as an Athletic since September 27, 1998, a start against Anaheim...did not allow a run in 10 of his first 13 outings with the AS, posting a 1.54 ERA through August 19...then allowed three runs without recording an out on August 21 against Kansas City and yielded at least one run in seven of his final 15 outings for a 4.50 ERA...picked up his first win since August 3, 2003 on July 21 at Texas, snapping a career high 10-game losing streak...recorded the save on July 30 against Detroit, pitching a season high tying 2.0 scoreless innings in the AS 9-5 win...it was the fifth save of his career...began the year as a non-roster invitee with Baltimore but was released on April 7 and signed a Minor League contract with Colorado on April 9...opened the season at Triple-A Colorado Springs and had no decisions, a 3.60 ERA and a .270 opponents batting average in eight relief appearances when he was selected by the Rockies on April 29...had an eight-game, 10.1-inning scoreless streak from May 10 to 29...his 11th appearance of the season on May 23 against Milwaukee was the 300th outing of his career...had an eight-game, 9.2-inning scoreless streak from June 7 to 26 and finished June with a 1.32 ERA, his lowest one month ERA in 2005...struck out a season high four on June 15 at Cleveland.

2004—Appeared in 44 games with the Padres, all in relief and posted a 3.21 ERA...had a 2.59 ERA over the first two months of the season...had six scoreless outings (8.0 ip) from April 14 through April 26 and finished the month with a 2.00 ERA...continued strong relief in May, pitching to a 2.93 ERA in 11 games...made six appearances in which he struck out three or more batters, including six strikeouts in 4.0 innings on August 13 at Cincinnati...struck out five batters in 2.1 innings on May 2 vs. the New York Mets...worked a season high 4.1 innings on June 1 vs. Colorado...recorded his only save of the season on August 13, tossing 4.0 innings at Cincinnati...placed on the 15-day disabled list on August 16 with a left oblique strain...prior to the injury, saw action in 41 games, all in relief, and was 0-1 with a 3.26 ERA...missed a total of 30 games before being activated on September 18...made three appearances after his return.

2003—In his second tour with San Diego, he appeared in 46 games...began the season on the 15-day DL due to a strained flexor tendon in his right elbow suffered during spring training...was placed on the 15-day DL March 21 and was transferred to the 60-day DL on May 16...appeared in a total of 10.2 innings in 9 games on a rehab assignment between Single-A Lake Elsinore and Triple-A Portland...was recalled from the rehab assignment and reinstated from the 60-day DL on June 9...saw his first action of the season on June 10 at Cleveland, pitching a perfect seventh inning with two strikeouts in an 8-5 win...won his first game of the season on June 16 at Colorado...earned his first save of the season and second of his career the next night on June 17 at Colorado...ended the season on a five-game losing streak, August 16-September 28...held right-handed batters to a .215 batting average and lefties hit .292 off him.

2002—Acquired by San Francisco during the offseason and was unscored upon in 35 of his 44 outings, including his last 13 appearances beginning August 31 (12.0 ip)...stranded 14 of 16 inherited runners (87.5%)...faced 276 total batters and allowed only three home runs, none to lefthanders (115 batters faced)...over his first 21 appearances, fashioned a 1.23 ERA including a career-high run of 15.0 consecutive scoreless innings over eight games from May 31 through June 26...was on the 15-day disabled list, July 27-August 15, with a left foot contusion, suffered when he was struck by a line drive off the bat of Los Angeles' Adrian Beltre on July 26...despite the injury, which occurred in his second inning of work vs. the Dodgers, he still managed to toss a season high 5.0 innings...made a pair of 1.0 inning rehab starts for Triple-A Fresno...appeared in five post-season games for the NL champions, going 0-1 with a 7.36 ERA.

2001—Began the year with San Diego, but was traded to the eventual AL Champion New Yankees on June 23 in exchange for D'Angelo Jimenez...overall, he posted an 8-2 record with one save and a 3.30 ERA in a career high 63 appearances...ranked third among major league relievers with 12.08 strikeouts per 9.0 innings...led Padre pitchers with 31 appearances at the time of his trade...limited opposing batters to a .218 mark...fanned 12.3 batters per 9.0 innings...compiled a 0.61 ERA in 12 April outings while limiting opposing hitters to .154 average...earned his first career big league save on May 22 at Houston, retiring all four batters faced...limited right-handed hitters to a .189 mark with the Padres...was a perfect 3-0 in 32 outings with the Yankees, but his ERA rose to 4.69...made one appearance in each of the three playoff rounds, including a 3.0 inning effort in Game 3 of ALCS vs. Seattle...was left in to surrender nine runs in 1.1 innings of relief in the Yankees' Game 6 loss to Arizona in his only World Series appearance.

2000—Began the season with Kansas City before being acquired by San Diego hours before the July 31 trading deadline...combined to go 6-10 with a 5.82 ERA in 33 games, including 25 starts and a career high 121 strikeouts...opened the season in the Royals' starting rotation but lost his first four starts...pitched back-to-back complete games, June 22 at Anaheim and June 28 vs. Cleveland...lost to the Angels, 4-3, but beat the Indians, allowing four hits in an 8-1 victory...was acquired by the Padres and went 0-1 with a 7.27 ERA in his first three starts...over his final eight starts, went 3-1 with a 4.98 ERA...collected his first Major League hit with a run-scoring single off Felipe Lira on August 20 against Montreal and finished 2 for 3 with two RBI...worked 5.0 innings on August 31 at Chicago before leaving the game due to heat exhaustion...was taken to Illinois Masonic Hospital for observation and was released the following morning...came back to tie his career high with 10 strikeouts in his next start on September 5 vs. Milwaukee.

1999—Was obtained by the Royals during the final week of spring training and spent his first full season in the Majors...opened the year in the Kansas City bullpen before moving into the rotation for good on April 30...lost four of his first five decisions as a starter, posting a 9.00 ERA in eight starts...tossed his first complete game and shutout in a 6-0 win on August 26 vs. the Orioles, allowing four hits and four walks in a 137-pitch effort...won four consecutive starts, September 5-22...fanned a career high 10 batters in 6.1 innings in a 9-3 win on September 17 at Oakland...was 4-1 with a 3.89 ERA in September to earn Royals' Pitcher of the Month honors.

1998—Spent the bulk of the season with Triple-A Edmonton but made seven appearances, including his first three major league starts, during three stints with the AS...at Edmonton, he ranked second in the Pacific Coast League with 155 strikeouts...was recalled on June 4 and made relief appearances on June 6 and June 7 vs. Arizona...returned to Edmonton on June 14, but was recalled to make his first major league start in the first game of a doubleheader on August 4 vs. New York...suffered a 10-4 loss, allowing seven runs (three earned) in 4.2 innings...was optioned back to Triple-A after the game but returned to the majors for good on September 8.

FRONT OFFICE

2007 ATHLETICS

REVIEW

RECORDS

HISTORY

OPPONENTS

PLAYER DEVELOPMENT

MISCELLANEOUS

1997—Began the season on the DL with right elbow soreness...was activated on June 14 and optioned to Single-A Modesto...after nine games in the California League, was promoted to Triple-A Edmonton before getting recalled by Oakland on September 3...made eight appearances out of the bullpen for the AS...did not allow a run and held opponents to a .150 average in his first three outings.

1996—In his first season in the Oakland organization, climbed the ladder from Double-A Huntsville to the majors...was recalled from Huntsville to make his big league debut on July 7, working 1.1 innings of scoreless relief vs. California...went on to make 12 appearances out of the Oakland bullpen...earned his first ML victory on July 31 vs. Chicago, striking out the only hitter he faced...after going 1-1 with a 6.00 ERA in 11 outings, was optioned to Triple-A Edmonton in mid-August but was recalled to make one final relief appearance in September.

1995—Split the year between Single-A St. Petersburg and Double-A Arkansas in the Cardinals organization, combining for a 9-11 record and a 3.76 ERA in 25 starts...struck out 135 and walked 52 in 139.0 innings.

1994—Was a postseason Midwest League All-Star at Single-A Madison...went 10-4 with the fourth lowest ERA in the league (2.32)...limited opponents to a .189 average, surrendering only 74 hits in 112.1 innings...had two complete games in his 18 starts.

1993—Made 13 starts in his professional debut with St. Louis' Rookie-level Johnson City and Single-A Savannah affiliates...in 12 starts at Johnson City, fanned 74 and walked only 19 in 67.2 innings...earned a win in his lone Savannah start.

Personal/Miscellaneous

Gerald Alphonse Witasick Jr...name is pronounced "wi-TASS-ik"...wife's name is Ashley...makes his home in Bel Air, Maryland, where he grew up...graduated from C. Milton Wright High School in Bel Air, where he played baseball and football...is a member of the school's Athletic Hall of Fame...attended Brevard (FL) Community College and the University of Maryland-Baltimore County...originally signed by Cardinals scout Scott Nichols.

Lifetime Pitching Record

Year	Club	W	L	ERA	G	GS	CG	SHO	SV	IP	H	R	ER	HR	HB	BB	IBB	SO	WP	BK
1993	Johnson Cty	4	3	4.12	12	12	0	0	0	67.2	65	42	31	8	0	19	0	74	5	1
	Savannah	1	0	4.50	1	1	0	0	0	6.0	7	3	3	0	0	2	0	8	0	0
1994	Madison	10	4	2.32	18	18	2	0	0	112.1	74	36	29	5	2	42	0	141	5	0
1995	St. Petersburg	7	7	2.74	18	18	1	1	0	105.0	80	39	32	4	0	36	1	109	5	1
	Arkansas	2	4	6.88	7	7	0	0	0	34.0	46	29	26	4	0	16	1	26	2	0
1996	Huntsville	0	3	2.30	25	6	0	0	4	66.2	47	21	17	3	3	26	2	63	2	2
	OAKLAND	1	1	6.23	12	0	0	0	0	13.0	12	9	9	5	0	5	0	12	2	0
1997	Edmonton	0	0	4.15	6	0	0	0	2	8.2	9	4	4	1	1	6	0	9	2	0
	Modesto	0	1	4.15	9	2	0	0	1	17.1	16	9	8	1	1	5	0	29	1	0
1998	Edmonton	3	2	4.28	13	1	0	0	0	27.1	25	13	13	3	0	15	3	17	2	0
	OAKLAND	0	0	5.73	8	0	0	0	0	11.0	14	7	7	2	0	6	0	8	0	0
1999	Edmonton	11	7	3.87	27	26	2	1	0	149.0	126	74	64	19	7	49	0	155	5	1
	OAKLAND	1	3	6.33	7	3	0	0	0	27.0	36	24	19	9	0	15	1	29	2	0
2000	KANSAS CITY	9	12	5.57	32	28	1	1	0	158.1	191	108	98	23	8	83	1	102	5	2
2001	KANSAS CITY	3	8	5.94	22	14	2	0	0	89.1	109	65	59	15	4	38	0	67	3	0
	SAN DIEGO	3	2	5.64	11	11	0	0	0	60.2	69	42	38	9	3	35	5	54	2	1
2002	SAN DIEGO	5	2	1.86	31	0	0	0	1	38.2	31	14	8	3	4	15	3	53	3	0
	NEW YORK (AL)	3	0	4.69	32	0	0	0	0	40.1	47	27	21	5	2	18	1	53	1	0
2003	SAN FRANCISCO	1	0	2.37	44	0	0	0	0	68.1	58	19	18	3	4	21	3	54	3	0
	Fresno	0	0	4.50	2	2	0	0	0	2.0	1	1	1	0	0	1	0	2	1	0
2004	Lake Elsinore	0	0	5.79	4	0	0	0	0	4.2	6	4	3	0	0	0	0	7	0	0
	Portland	0	0	3.00	5	0	0	0	1	6.0	4	2	2	0	0	1	0	8	1	0
2005	SAN DIEGO	3	7	4.53	46	0	0	0	2	45.2	42	24	23	6	1	25	4	42	5	0
	SAN DIEGO	0	1	3.21	44	0	0	0	1	61.2	57	28	22	8	1	26	2	57	4	0
2006	Colorado Springs	0	0	3.60	8	0	0	0	0	10.0	10	5	4	0	0	5	0	14	2	0
	COLORADO	0	4	2.52	32	0	0	0	0	35.2	27	11	10	2	3	12	3	40	2	0
2007	OAKLAND	1	1	3.25	28	0	0	0	1	27.2	26	15	10	2	3	17	2	33	3	0
	OAKLAND	1	0	6.75	20	0	0	0	0	22.2	25	17	17	3	1	21	2	23	1	0
ML Totals	Stockton	0	0	3.60	3	3	0	0	0	5.0	4	2	2	0	1	1	0	6	0	0
	Sacramento	1	0	3.86	12	0	0	0	0	14.0	10	7	6	2	1	4	0	6	1	0
AL Totals		19	25	5.55	161	45	3	1	1	389.1	460	272	240	64	18	203	7	327	17	2
NL Totals		12	16	3.45	208	11	0	0	4	310.2	284	138	119	31	16	134	20	300	19	1
ML Totals		31	41	4.62	369	56	3	0	5	700.0	744	410	359	95	34	337	27	627	36	3

Career Transactions

1993 — Selected by the St. Louis Cardinals organization in the second round of the free agent draft, June 3. **1996** — Traded to the Oakland Athletics with OF Allen Battle, minor league RHP Carl Dale and minor league RHP Bret Wagner for RHP Todd Stottlemyre, January 9. **1997** — On disabled list, March 31 to June 13; included rehabilitation assignment to Modesto, June 11 to 13. **1999** — Traded to the Kansas City Royals for a player to be named later (RHP Scott Chiasson on June 10) and cash considerations, March 30. **2000** — Traded to the San Diego Padres for RHP Brian Meadows, July 31. **2001** — Traded to the New York Yankees for IF D'Angelo Jimenez, June 23. Traded to the San Francisco Giants for OF John Vander Wal, December 13. **2002** — On disabled list, July 27 to August 15; included rehabilitation assignment to Fresno, August 10 to 15. Declared free agency, December 21; signed by the San Diego Padres, December 24. **2003** — On disabled list, March 21 to June 8; included rehabilitation assignments to Lake Elsinore, May 18 to 26, and Portland, May 27 to June 8. **2004** — On disabled list, August 16 to September 17; included rehabilitation assignment to Portland, August 23 to September 2. Released, October 7; signed by the

Baltimore Orioles organization, December 20. **2005** — Released, April 7; signed by the Colorado Rockies organization, April 9. Traded to the Oakland Athletics with LHP Joe Kennedy for OF Eric Byrnes, minor league IF Omar Quintanilla and cash, July 13. Elected free agency, October 28; re-signed by Oakland, November 1. **2006** — On disabled list, April 14 to June 6; included rehabilitation assignment to Stockton, May 30 to June 3, and Sacramento, June 4 to 6. On disabled list, June 20 to August 9; included rehabilitation assignment to Stockton, July 12 to 14, and Sacramento, July 15 to August 9.

Division Series Record

Year	Club/Opp.	W	L	ERA	G	GS	CG	SHO	SV	IP	H	R	ER	HR	HB	BB	IBB	SO	WP	BK
2001	NY Yankees vs. Oakland Athletics	0	0	13.50	1	0	0	0	0	0.2	1	1	1	0	0	1	0	0	0	0
2002	SF Giants vs. Atlanta Braves	0	0	0.00	2	0	0	0	0	2.1	0	0	0	0	0	0	0	1	0	0
Totals		0	0	3.00	3	0	0	0	0	3.0	1	1	1	0	0	1	0	1	0	0

League Championship Series Record

Year	Club/Opp.	W	L	ERA	G	GS	CG	SHO	SV	IP	H	R	ER	HR	HB	BB	IBB	SO	WP	BK
2001	NY Yankees vs. Seattle Mariners	0	0	9.00	1	0	0	0	0	3.0	6	3	3	1	0	0	0	2	0	0
2002	SF Giants vs. St. Louis Cardinals	0	1	9.00	1	0	0	0	0	1.0	1	1	1	1	0	0	0	0	0	0
Totals		0	1	9.00	2	0	0	0	0	4.0	7	4	4	2	0	0	0	2	0	0

World Series Record

Year	Club/Opp.	W	L	ERA	G	GS	CG	SHO	SV	IP	H	R	ER	HR	HB	BB	IBB	SO	WP	BK
2001	NY Yankees vs. Arizona Diamondbacks	0	0	54.00	1	0	0	0	0	1.1	10	9	8	0	0	0	0	4	1	0
2002	SF Giants vs. Anaheim Angels	0	0	54.00	2	0	0	0	0	0.1	3	2	2	0	0	2	0	1	0	0
Totals		0	0	54.00	3	0	0	0	0	1.2	13	11	10	0	0	2	0	5	1	0

vs. The American League

2006 ERA	W	L	SV	G	IP	H	HR	ER	SO	CAREER vs. TEAM	ERA	W	L	SV	G	IP	H	HR	ER	SO
0.00	0	0	0	1	1.0	0	0	0	0	Baltimore	1.96	1	1	0	13	23.0	16	1	5	19
—	0	0	0	0	0.0	0	0	0	0	Boston	3.12	0	1	0	6	17.1	17	1	6	15
—	0	0	0	0	0.0	0	0	0	0	Chicago	9.00	1	1	0	9	11.0	19	2	11	7
12.00	0	0	0	3	3.0	5	0	4	3	Cleveland	5.93	2	2	0	17	41.0	49	5	27	33
—	0	0	0	0	0.0	0	0	0	0	Detroit	2.81	3	0	1	10	25.2	19	2	8	21
9.00	0	0	0	1	1.0	2	0	1	2	Kansas City	6.00	0	0	0	9	9.0	7	1	6	9
5.40	0	0	0	2	3.1	3	1	2	2	Los Angeles	4.19	0	3	0	14	34.1	43	5	16	26
3.38	0	0	0	2	2.2	2	1	1	2	Minnesota	3.41	2	2	0	12	29.0	21	5	11	23
9.00	0	0	0	1	2.0	4	0	2	1	New York	7.27	0	2	0	7	17.1	27	3	14	16
—	0	0	0	0	0.0	0	0	0	0	Oakland	8.90	1	3	0	11	31.1	37	10	31	34
0.00	1	0	0	3	3.0	2	0	0	5	Seattle	6.86	2	3	1	21	42.0	55	11	32	46
0.00	0	0	0	1	1.2	0	0	0	2	Tampa Bay	6.41	0	2	0	11	19.2	32	4	14	11
7.36	0	0	0	4	3.2	5	1	3	4	Texas	4.93	2	1	0	18	34.2	46	3	19	31
0.00	0	0	0	1	1.0	1	0	0	2	Toronto	3.31	3	2	0	14	32.2	30	6	12	21

vs. The National League

2006 ERA	W	L	SV	G	IP	H	HR	ER	SO	CAREER vs. TEAM	ERA	W	L	SV	G	IP	H	HR	ER	SO
—	0	0	0	0	0.0	0	0	0	0	Arizona	2.96	0	0	0	22	24.1	19	4	8	29
—	0	0	0	0	0.0	0	0	0	0	Atlanta	5.14	0	1	0	7	14.0	16	1	8	8
—	0	0	0	0	0.0	0	0	0	0	Chicago	4.94	2	0	0	10	27.1	31	3	15	22
—	0	0	0	0	0.0	0	0	0	0	Cincinnati	5.82	0	1	1	9	17.0	17	3	11	19
108.00	0	0	0	1	0.1	1	0	4	0	Colorado	3.30	1	1	1	20	30.0	21	3	11	27
—	0	0	0	0	0.0	0	0	0	0	Florida	9.00	1	2	0	10	13.0	26	2	13	12
—	0	0	0	0	0.0	0	0	0	0	Houston	5.11	1	2	1	15	24.2	31	3	14	21
—	0	0	0	0	0.0	0	0	0	0	Los Angeles	2.45	2	2	0	25	40.1	32	3	11	34
—	0	0	0	0	0.0	0	0	0	0	Milwaukee	3.43	1	0	0	9	21.0	16	3	8	16
—	0	0	0	0	0.0	0	0	0	0	New York	2.57	0	0	0	4	7.0	5	1	2	12
—	0	0	0	0	0.0	0	0	0	0	Philadelphia	0.51	1	0	0	12	17.2	12	0	1	16
—	0	0	0	0	0.0	0	0	0	0	Pittsburgh	3.86	1	0	0	7	21.0	24	2	9	17
—	0	0	0	0	0.0	0	0	0	0	St. Louis	4.15	1	3	0	11	17.1	14	2	8	16
—	0	0	0	0	0.0	0	0	0	0	San Diego	0.87	1	1	0	8	10.1	7	0	1	14
—	0	0	0	0	0.0	0	0	0	0	San Francisco	5.40	1	5	0	20	31.2	36	4	19	36
—	0	0	0	0	0.0	0	0	0	0	Washington	4.70	1	0	0	8	15.1	19	2	8	16

FRONT OFFICE
2007 ATHLETICS
REVIEW
RECORDS
HISTORY
OPPONENTS
PLAYER DEVELOPMENT
MISCELLANEOUS

Monthly Breakdown

2006 ERA	W	L	SV	G	IP	H	HR	ER	SO	CAREER by MONTH	ERA	W	L	SV	G	IP	H	HR	ER	SO
—	0	0	0	0	0.0	0	0	0	0	May	4.48	3	6	1	54	96.1	101	17	48	80
94.50	0	0	0	2	0.2	3	0	7	0	June	4.40	9	6	2	67	129.0	132	16	63	124
—	0	0	0	0	0.0	0	0	0	0	July	5.42	6	7	1	63	118.0	121	15	71	104
6.23	0	0	0	5	4.1	6	0	3	8	August	5.23	5	7	1	66	134.1	151	17	78	114
2.53	1	0	0	9	10.2	9	1	3	11	September	3.91	7	8	0	74	142.2	157	21	62	141
4.50	0	0	0	1	2.0	1	1	1	1	October	1.69	0	0	0	4	5.1	3	1	1	3

Pitching Breakdown

2006 ERA	W	L	SV	G	IP	H	HR	ER	SO	CAREER by CATEGORY	ERA	W	L	SV	G	IP	H	HR	ER	SO
7.94	1	0	0	11	11.1	10	2	10	12	Road	4.80	16	23	4	172	335.2	337	48	179	299
5.73	0	0	0	8	11.0	11	3	7	8	Day	4.94	11	11	2	131	231.1	255	39	127	220
7.71	1	0	0	12	11.2	14	0	10	15	Night	4.46	20	30	3	238	468.2	489	56	232	407
8.31	1	0	0	16	17.1	22	2	16	17	Grass	4.65	26	36	5	340	620.2	666	79	321	565
1.69	0	0	0	4	5.1	3	1	1	6	Turf	4.31	5	5	0	29	79.1	78	16	38	62
15.88	0	0	0	5	5.2	9	1	10	3	Pre-ASG	4.63	13	22	3	186	344.1	355	46	177	303
3.71	1	0	0	15	17.0	16	2	7	20	Post-ASG	4.61	18	19	2	183	355.2	389	49	182	324
—	0	0	0	0	0.0	0	0	0	0	Starter	5.79	15	23	0	56	301.2	364	50	194	225
6.75	1	0	0	20	22.2	25	3	17	23	Reliever	3.73	16	18	5	313	398.1	380	45	165	402

Ballpark Breakdown

	ERA	W	L	SV	G	IP	H	HR	ER	SO
Ameritrust Field	4.86	1	1	0	7	16.2	19	0	9	13
Angel Stadium of Anaheim	4.24	0	2	0	7	17.0	24	3	8	10
AT&T Park	4.02	1	4	0	31	47.0	47	4	21	43
Busch Stadium I	2.57	0	2	0	6	7.0	6	0	2	8
Camden Yards	2.45	0	0	0	6	7.1	4	0	2	8
Chase Field	0.00	0	0	0	10	11.2	3	0	0	10
Cinergy Field	0.00	0	0	0	2	3.0	1	0	0	3
Citizens Bank Park	0.00	0	0	0	3	1.2	0	0	0	2
Comerica Park	3.60	1	0	0	3	10.0	10	0	4	6
Coors Field	3.09	1	2	1	29	35.0	26	3	12	31
County Stadium	6.00	0	0	0	1	6.0	6	1	4	3
Dodger Stadium	2.41	2	0	0	12	18.2	14	3	5	22
Dolphin Stadium	10.24	0	1	0	7	9.2	18	1	11	8
Fenway Park	3.86	0	1	0	3	9.1	9	1	4	9
Great American Ball Park	4.50	0	0	1	1	4.0	3	1	2	6
Jacobs Field	9.00	0	0	0	8	14.0	15	3	14	10
Kauffman Stadium	5.15	5	8	0	29	131.0	159	17	75	85
Kingdome	14.85	0	1	0	2	6.2	13	5	11	4
McAfee Coliseum	6.32	2	4	1	51	78.1	96	18	55	83
Metrodome	2.81	2	0	0	5	16.0	11	3	5	14
Miller Park	3.00	0	0	0	3	3.0	2	0	1	1
Minute Maid Park	6.52	1	1	1	7	9.2	17	2	7	9
Olympic Stadium	0.00	0	0	0	2	4.0	3	0	0	3
PETCO Park	3.38	0	2	0	23	34.2	37	3	13	35
PNC Park	6.00	0	0	0	2	3.0	1	1	2	1
Qualcomm Stadium	3.82	5	4	0	49	77.2	78	9	33	84
Rogers Centre	3.10	1	2	0	8	20.1	16	3	7	16
Safeco Field	4.60	2	1	1	8	15.2	15	2	8	21
Shea Stadium	0.00	0	0	0	1	1.0	1	0	0	2
Three Rivers Stadium	4.91	1	0	0	2	11.0	10	1	6	10
Tropicana Field	9.00	0	2	0	5	9.0	15	4	9	5
Turner Field	9.82	0	1	0	3	7.1	10	1	8	3
U.S. Cellular Field	11.57	0	1	0	3	2.1	4	1	3	0
Veterans Stadium	0.00	1	0	0	5	12.1	10	0	0	10
Wrigley Field	3.52	2	0	0	6	15.1	12	2	6	15
Yankee Stadium	4.56	3	1	0	19	23.2	29	3	12	34

Fielding Statistics

Pitcher	YEAR	PCT.	G	PO	A	E	TC	DP
1997	—	8	0	0	0	0	0	
1998	1.000	7	1	2	0	3	1	
1999	.889	32	4	12	2	18	0	
2000	.963	33	10	16	1	27	1	
2001	.692	63	1	8	4	13	1	
2002	1.000	44	2	5	0	7	0	
2003	.875	46	0	7	1	8	0	
2004	1.000	44	2	7	0	9	0	
2005	1.000	60	2	5	0	7	2	
2006	1.000	20	2	1	0	3	1	
Totals	.916	369	24	63	8	95	6	

Witasick's Career Highs


Low Hit Complete Game: 4 (twice), June 28, 2000 vs. Cleveland and August 26, 1999 vs. Baltimore
Innings Pitched: 9.0 (twice), last: June 28, 2000 vs. Cleveland. As reliever: 5.2, September 12, 1998 at Minnesota
Hits: 11 (twice), last: June 11, 2000 vs. Pittsburgh. As reliever: 9, July 26, 2002 vs. Los Angeles (NL)
Runs: 8 (twice), last: July 3, 2000 vs. Chicago (AL). As reliever: 6 (twice), last: May 13, 2001 vs. Florida
Earned Runs: 8, June 6, 1999 vs. Cincinnati. As reliever: 6, June 7, 1998 vs. Arizona
Walks: 7, August 4, 1998 vs. New York (AL). As reliever: 6, August 10, 2001 at Oakland
Strikeouts: 10 (twice), September 5, 2000 vs. Milwaukee and September 17, 1999 at Oakland. As reliever: 6 (three times), last: August 13, 2004 at Cincinnati
Home Runs: 3 (three times), last: May 5, 1999 at Tampa Bay. As reliever: 3, June 7, 1998 vs. Arizona
Longest Winning Streak: 7, May 23, 2001 to June 26, 2002
Longest Losing Streak: 10, August 16, 2003 to July 4, 2005
Longest Scoreless Streak: 15.0, May 31 to June 28, 2002

Non-Roster Players

John Baker

11

Catcher

Height/Weight: 6-1 / 210**Bats/Throws:** Left / Right**Birthdate:** January 20, 1981**Opening Day Age:** 26**Birthplace/Resides:** Alameda, California / Walnut Creek, California**Major League Service:** None**Obtained:** Claimed on waivers from Florida, January 5, 2006; originally selected in the 4th round of the June, 2002 draft**Contract Status:** First year of a one-year contract through 2007.

2006 Highlights

Spent the entire season at Triple-A Sacramento...batted .273 with four home runs and 38 RBI in 83 games...made 76 appearances behind the plate...tossed out 25 of 90 attempted base stealers...batted .321 (52 for 162) in 39 home games compared to .214 (28 for 131) in 44 road contests...hit .291 (71 for 244) vs. right-handers but just .184 (9 for 49) vs. left-handers...hit just .192 (5-26) over his first nine games in April before hitting .312 (43 for 138) over his next 38 contests...was hitting a season high .323 on May 13 and was batting .293 at the end of June...hit .248 (32 for 129) over his last 36 games of the year...collected 27 of his 38 RBI over the first 37 games of the season, including a season high four on April 11 at Tacoma...had a season best seven-game hitting streak (11 for 25, .440) from May 10-19...also had a pair of six-game streaks...had a season-best four hits at Las Vegas on June 1 which raised his average back to the .300 mark...hit safely in 10 of 11 games (15 for 40, .375) from June 6-22 to raise his average to .310.

Career

2005—Spent the entire season at Triple-A Sacramento and batted .234 with five home runs and 41 RBI in 103 games...the batting average was the lowest of his professional career as was his .303 on-base percentage...hit .236 with all five of his home runs against right-handed pitching compared to .229 against left-handers...his average dropped to .222 with runners in scoring position, including .183 with RISP and two outs...made 102 of his 103 appearances at catcher where he started 94 games...his other appearance came at designated hitter (0 for 4)...threw out 28 of 96 (29.2%) attempted base stealers...committed four errors for a .995 fielding percentage...hit exclusively in the bottom four spots in the batting order...made his most starts batting eighth where he hit .214 in 50 games...had his best success hitting ninth, batting .267 with three of his five home runs in 35 games...got off to a slow start as he hit .151 in 15 games in April...then hit .281 in May and .291 in June for a combined .286 average from May 1 to June 30...was batting .254 at the end of June but then hit .195 from July 1 until the end of the season...had 21 of his 41 RBI for the season in 25 games in May...including a season high five RBI on May 3 at Tucson...had a season high three hits on May 9 at Las Vegas...also had three hits on June 3 against Tacoma and August 13 against Fresno...had a season best seven-game hitting streak from June 2 to 11 (12 for 29, .414)...went homerless over his first 53 games before connecting for his first round tripper on June 17 against Colorado Springs...hit his other four home runs over a 22-game span from July 15 to August 13...batted .250 with a double and two RBI in five postseason games for Sacramento.

2004—Spent most of the season at Double-A Midland but was promoted to Triple-A Sacramento on August 13...combined at both stops to hit .287 with 15 home runs and 88 RBI in 131 games, all career highs...the batting average tied for 11th best among all minor league catchers...also combined for career highs in at bats (488), runs (78), hits (140), doubles (35), triples (5), hit by pitches (18) and slugging (.471)...tied for 11th in all of minor league baseball in hit by pitches...his overall batting average broke down to .266 against left handed pitching and .295 against right-handers...batted in every spot in the order except leadoff and saw most of his playing time hitting fourth (81 for 292, .277)...was 9 for 20 (.450) with a grand slam and 20 RBI with the bases loaded...appeared in 62 games at catcher, 52 at designated hitter and 17 at first base...hit .280 with 15 home runs and 78 RBI in 117 games at Midland...tied for fourth in the Texas League in doubles (32)...led the RockHounds in doubles, RBI and total bases (210) and tied for the team lead in home runs...got off to a fast start as he hit .329 in 21 games

in April...capped the month with his lone two home run game of the season on April 30 against Arkansas...had a season high five RBI on June 15 at Wichita...hit .333 during a season high 10-game hitting streak from June 26 to July 6...batted .347 with 10 RBI in 14 games with the River Cats...reached base safely via hit or walk in 13 of his 14 games in his Triple-A debut...appeared in three playoff games with Sacramento and was 0 for 5 with two walks and three runs scored...played for the Arizona Fall League Champion Phoenix Desert Dogs following the season and hit .318 with no home runs and six RBI in 18 games...added seven walks for a .404 on-base percentage.

2003—Combined to hit .286 with seven home runs and 70 RBI in 125 games in his first full professional season at Single-A Kane County and Double-A Midland...his batting average ranked 11th among all minor league catchers...had a career high 61 walks for a career high .382 on-base percentage...also struck out a career high 123 times...his batting average included a .293 mark against left-handers and .285 against right-handers...batted .329 with runners in scoring position and two outs...appeared in 102 games at catcher and also batted .296 in 22 games at designated hitter, all at Kane County...began the season at Kane County and hit a team leading .309 in 82 games...hit .258 at home and .349 on the road...hit .341 with runners in scoring position...hit .450 with 11 RBI during a 10-game hitting streak from April 6 to 18...ended up batting .352 in April, his best one month average in 2003...also hit safely in 10 straight games from May 13 to 23 (16 for 42, .381)...was promoted to Midland on July 6 and hit .240 in 43 games...had a 10-game hitting streak from August 9 to 23 (12 for 37, .324).

2002—Made his professional debut at Vancouver in the short season Single-A Northwest League and hit .235 with a home run and 13 RBI in 39 games...batted .262 in 20 games in July but then hit .204 over his final 19 games...tossed out just 3 of 30 (10.0%) attempted base stealers in 18 games at catcher...also hit .262 in 20 games at designated hitter and was 1 for 1 with a walk as a pinch-hitter.

Personal/Miscellaneous

John David Baker...graduated from De La Salle HS (Walnut Creek, CA) in 1999...attended the University of California and was an All-Pac 10 selection as a junior in 2002 when he hit a league leading .383...signed by Will Schock.

Lifetime Playing Record

Year	Club	AVG.	G	AB	R	H	2B	3B	HR	RBI	SH	SF	HP	BB	SO	SB	CS	SLG	OBP	E	
2002	Vancouver	.235	39	115	15	27	5	0	1	13	0	0	4	7	22	37	2	0	.304	.389	3
2003	Kane County	.309	82	304	42	94	23	2	6	49	0	4	10	47	77	1	0	.457	.414	7	
	Midland	.240	43	150	16	36	3	0	1	21	0	3	4	14	46	0	0	.280	.316	1	
2004	Midland	.280	117	439	67	123	32	5	15	78	0	5	17	37	94	0	2	.478	.355	6	
	Sacramento	.347	14	49	11	17	3	0	0	10	0	0	1	6	23	0	0	.408	.429	0	
2005	Sacramento	.234	103	346	43	81	24	3	5	41	7	0	4	30	90	1	0	.364	.303	4	
2006	Sacramento	.273	83	293	49	80	19	1	4	38	2	3	2	40	77	6	0	.386	.361	8	

Career Transactions

2002 — Selected by the Oakland Athletics organization in the 4th round of the free agent draft, June 4. **2005** — Claimed on waivers by the Florida Marlins, December 15. **2006** — Claimed on waivers by the Oakland Athletics, January 5.

Daric Barton

10

Infielder

Height/Weight: 6-0 / 224

Bats/Throws: Left / Right

Birthdate: August 16, 1985

Opening Day Age: 21

Birthplace/Resides: Springfield, Vermont / Huntington Beach, California

Major League Service: None

Obtained: Acquired from the St. Louis Cardinals with pitchers Kiko Calero and Dan Haren for pitcher Mark Mulder, December 18, 2004

Contract Status: First year of a one-year contract through 2007.



2006 Highlights

Batted .259 with two home runs and 22 RBI in 43 games last season with Triple-A Sacramento...had six doubles, four triples and two home runs among his 25 hits for a .395 slugging percentage...season was cut short after fracturing the radial head of his left elbow in a game against Iowa on May 23...batted .338 (26 for 77) in 22 road games compared to .171 (12 for 70) in 21 home games...hit .326 (15 for 46) with runners in scoring position, including 4 for 8 (.500) with runners in scoring position...hit .361 (13 for 36) vs. left-handed pitching compared to .225 (25 for 111) vs. right-handers...hit safely in 19 of his first 25 games, going 28 for 90 (.311)...went 11 for 61 (.180) over his next 18 games before...played two games with the Arizona-Rookie Athletics on August 15 and 16th and went 1-5 with a double in those two contests...batted .324 with three doubles and 10 RBI in 21 games for Azucareros in the Dominican Winter League.

Career

2005—Split his season between Single-A Stockton and Double-A Midland and batted a combined .317 with 13 home runs and 89 RBI in 135 games...added 97 walks for a .426 on-base percentage...had career highs in batting average, games (135), at bats (504), runs (98), hits (160),

doubles (36), RBI, walks and strikeouts (79) and matched his best in home runs...ranked tied for fourth in all of the minors in walks...tied for the best batting average in the A's farm system and ranked fourth in RBI...hit .329 against right-handed pitchers and .288 against left-handers...batted .315 with runners in scoring position but that mark jumped to .380 with RISP and two outs...reached base safely via hit or walk in 123 of his 135 games...hit in every spot in the order except leadoff and saw his most action batting clean-up where he appeared in 62 games (73 for 232, .315)...appeared in 113 games at first base and one each at catcher, third base, left field and right field...also hit .233 in 20 games at designated hitter...began the year at Stockton and hit .318 with eight home runs and 52 RBI in 79 games with the Ports...started slowly as he hit just .244 in April...then hit .294 in May before batting .404 with three home runs, 24 RBI, 23 runs scored and 22 walks in 25 games in June...reached base safely via hit or walk in 40 consecutive games from May 3 to June 13...hit .306 with 37 walks for a .451 on-base percentage during the streak...had three four-hit games with the Ports and all came over an eight-game span from June 16 to 23...was 4 for 5 with four RBI on June 16 against San Jose, 4 for 5 with five RBI on June 19 against Rancho Cucamonga and 4 for 5 on June 23 at Rancho Cucamonga...had an 11-game hitting streak from June 18 to July 2 (25 for 46, .543)...was promoted to Midland on July 4 and hit .316 with five home runs and 37 RBI in 56 games with the RockHounds...hit .280 in July and .348 in August...played for the United States team in the Futures Game on July 10 at Comerica Park and went 0 for 1...had his fourth four-hit game of the season on August 7 against Frisco to start a season best 20-game hitting streak that ran through August 28...batted .390 during the streak which equaled the second longest hitting streak in the Texas League in 2005...then hit .303 with a home run and two RBI in nine postseason games to help Midland win the Texas League Championship...played for the Arizona Fall League Champion Phoenix Desert Dogs and hit .267 with one home run and 10 RBI in 24 games...tied for the AFL league lead in walks (21) and had a .429 on-base percentage.

2004—Was named to the Midwest League Postseason All-Star team at catcher while playing for Single-A Peoria...led the Midwest League in on-base percentage (.445), ranked third in batting (.313) and was fourth in slugging (.511)...his on-base percentage ranked second among all minor leaguers and his batting average ranked second among all minor league catchers...ranked fourth in the St. Louis farm system in batting and RBI (77)...also led the Midwest League in intentional walks (10), ranked fourth in walks (69) and fewest strikeouts per plate appearance (8.93) and was ninth in RBI...appeared in just 90 games for Peoria as he did not join the club until May 16...despite joining the club a month late, he led the team in RBI, walks, on-base percentage and slugging and tied for the team lead in home runs (13)...batted .409 with runners in scoring position, including .439 with RISP and two outs...appeared in 52 games at catcher and had a .975 fielding percentage...tossed out 18 of 71 (25.4%) attempted base stealers...also hit .315 with seven home runs and 37 RBI in 36 games at designated hitter and was 0 for 2 with a walk as a pinch-hitter...saw most of his playing time batting third (61 for 194, .314) and fifth (34 for 109, .312) in the batting order...got off to a quick start as he hit safely in each of his first 12 games from May 16 to 29, his longest hitting streak of the season (20 for 41, .488)...was named Midwest League Player of the Week for the week of May 24-30...had his only two homer game of the season on June 7 against Battle Creek...added two singles in that contest for his first of two four-hit games...average was above .400 as late as June 16 when it was at .408...had a season high five RBI on July 7 at Battle Creek as part of a streak of nine consecutive games with an RBI from July 5 to 17 (14 RBI total)...matched his season high for hits on August 23 against Beloit when he went 4 for 4 with three doubles...went 3 for 12 (.250) with two walks and two stolen bases in three playoff games for Peoria.

2003—Was the first round draft pick of St. Louis and signed on June 10...was assigned to Johnson City of the Rookie Appalachian League...ranked third in the league in walks (37) and on-base percentage (.420)...batted .294 with four home runs and 29 RBI in 54 games...led Johnson City in walks and ranked second in on-base percentage...appeared in 37 games at catcher and had a .983 fielding percentage...tossed out 16 of 56 (28.6%) attempted base stealers...also appeared in six games at third base...batted .185 over his first 20 games through July 13...then went 3 for 4 with three doubles and four runs scored on July 14 at Pulaski...that started a stretch where he hit .345 over his final 34 games.

Personal/Miscellaneous

Daric W. Barton...graduated from Marina High School (Huntington Beach, CA) in 2003...hit .372 (29 for 78) with 10 home runs and 27 RBI as a senior.

Lifetime Playing Record

Year	Club	AVG.	G	AB	R	H	2B	3B	HR	RBI	SH	SF	HP	BB	SO	SB	CS	SLG	OBP	E
2003	Johnson City	.294	54	170	29	50	10	0	4	29	0	3	2	37	48	0	3	.424	.420	4
2004	Peoria	.313	90	313	63	98	23	0	13	77	0	3	8	69	44	4	4	.511	.445	11
2005	Stockton	.318	79	292	60	93	16	2	8	52	0	4	3	62	49	0	1	.469	.438	9
	Midland	.316	56	212	38	67	20	1	5	37	0	2	0	35	30	1	1	.491	.410	5
2006	Sacramento	.259	43	147	25	38	6	4	2	22	0	1	0	32	25	1	0	.395	.389	7
	Arizona A's	.200	2	5	1	1	1	0	0	2	0	0	0	0	0	0	0	.400	.200	0

Career Transactions

2003 — Selected by the St. Louis Cardinals organization in the 1st round (28th selection overall) of the free agent draft, June 3, **2004** — Traded to the Oakland Athletics with pitchers Kiko Calero and Dan Haren for pitcher Mark Mulder, December 18, 2004.

FRONT OFFICE
2007 ATHLETICS
REVIEW
RECORDS
HISTORY
OPPONENTS
PLAYER DEVELOPMENT
MISCELLANEOUS

Dallas Braden

63



Left-Handed Pitcher

Height/Weight: 6-1 / 183 **Bats/Throws:** Left / Left
Birthdate: August 13, 1983 **Opening Day Age:** 23
Birthplace/Resides: Phoenix, Arizona / Stockton, California
Major League Service: None
Obtained: Selected in the 24th round of the June, 2004 draft
Contract Status: First year of a one-year contract through 2007.

2006 Highlights

Was limited to just 10 appearances (all starts) last season after recovering from a humoral defect in his left shoulder... was a combined 4-0 with a 4.10 ERA (17 er in 37.1 ip) at Triple-A Sacramento, Double-A Midland and Arizona-Rookie... threw two scoreless innings his first start of the season on July 4 vs. the Cubs in the Arizona Rookie League... did not allow a run in three starts (9.0 ip) in rookie ball before being promoted to Single-A Stockton... made his first start with the Ports on July 19 vs. Rancho Cugamonga and was roughed up for six runs on seven hits, including two home runs but received a no decision... won his next two starts vs. San Jose on July 25 (5.0 ip, 5 h, 3 r, 3 er, 2 bb, 6 so) and at Bakersfield on July 30 (5.0 ip, 2 bb, 8 so)... made three more starts for the A's in the Arizona Rookie League from Aug. 16-27 and was 2-0 with a 1.50 ERA (2 er in 12.0 ip) and 24 strikeouts... was then promoted to Double-A Midland and made one start vs. Frisco on September 1 (3.1 ip, 9 h, 6 r, 6 er, 0 bb, 2 so)... was 3-1 with a 1.34 ERA (5 er in 33.2 ip) in nine games (six starts) for Mayaguez in the Puerto Rican Winter League... struck out 37 and walked just 14 in his 33.2 innings of work.

Career

2005—Was named the A's Organizational Pitcher of the Year after combining for a 15-5 record and a 3.52 ERA in 23 appearances (all starts) for Single-A Stockton and Double-A Midland... the 15 wins were tops among A's minor league pitchers... posted a 6-0 record with a 2.68 ERA with one complete game in seven starts for Stockton, limiting hitters to a .201 batting average... tossed a complete game, five-hitter with 11 strikeouts vs. San Jose on May 11th... was promoted to Double-A Midland where he went 9-5 with a 3.90 ERA in 16 starts for the RockHounds... won five of his first six starts for Midland from May 17-June 12 and allowed just nine earned runs in 43.1 ip (1.87 ERA)... was 1-1 over his next three starts before winning three straight from July 8 to 18 in which he allowed just four earned runs in 18.1 ip (1.97 ERA)... was winless in his last three starts to close the season.

2004—Began the season at Single-A Vancouver and was 2-0 with two saves in seven appearances... allowed three earned runs on four hits in his first appearance of the year vs. Tri-City... did not allow a run over his next four appearances (7.0ip)... finished the season at Single-A Kane County where he went 2-1 with a 4.70 ERA in five appearances, all starts... did not receive a decision in his first two starts and was 2-1 with a 5.40 ERA (9er in 15.0ip) over his last three outings.

Personal/Miscellaneous

Dallas Lee Braden was originally signed by A's scout Blake Davis... graduated from A.A. Stagg High School (Stockton, CA) where he earned league Pitcher of the Year honors and was named team MVP as a senior... graduated from American River College where he twice earned all-conference honors... attended Texas Tech University.

Lifetime Pitching Record

Year	Club	W	L	ERA	G	GS	CG	SHO	SV	IP	H	R	ER	HR	HB	BB	IBB	SO	WP	BK
2004	Vancouver	2	0	2.33	8	0	0	0	2	19.1	15	7	5	1	0	3	0	30	0	0
	Kane County	2	1	4.70	5	5	0	0	0	23.0	22	13	12	2	0	6	1	33	1	1
2005	Stockton	6	0	2.68	7	7	1	0	0	43.2	31	14	13	4	3	11	0	64	4	2
	Midland	9	5	3.90	16	16	0	0	0	97.0	104	43	42	5	1	32	1	71	8	3
2006	Arizona A's	2	0	0.86	6	6	0	0	0	21.0	12	2	2	0	0	3	0	36	1	0
	Stockton	2	0	6.23	3	3	0	0	0	13.0	12	9	9	3	2	5	0	17	0	0
	Midland	0	0	16.20	1	1	0	0	0	3.1	9	6	6	1	0	0	0	2	0	0

Career Transactions

2004 — Selected by the Oakland Athletics organization in the 24th round of the June draft.

Travis Buck

67



Outfielder

Height/Weight: 6-2 / 224

Bats/Throws: Left / Right

Birthdate: November 18, 1983

Opening Day Age: 23

Birthplace/Resides: Richland, Washington / West Richland, Washington

Major League Service: None

Obtained: Selected as a compensation pick following the first round of the June, 2005 draft

Contract Status: First year of a one-year contract through 2007.

2006 Highlights

Split time between Single-A Stockton and Double-A Midland...batted a combined .320 (108 for 338) with seven home runs and 48 RBI on the season...of his 84 hits on the year, 50 were for extra bases (39 doubles, four triples, seven home runs)...his 39 doubles led all players in the A's minor league system...batted .349 with three home runs and 26 RBI in 34 games for Single-A Stockton...saw all of his action in left field...batted .267 (11 for 40) with runners in scoring position but hit .467 (7 for 15) with runners in scoring position and two out...batted .293 (24 for 82) with seven doubles, three triples and three home runs in 16 games in May...compiled a 12-game hitting streak (23 for 53, .434) from April 30-May 12...had seven multi-hit games and 12 doubles during the streak...was promoted to Double-A Midland where he hit .302 with four home runs and 22 RBI in 50 games for the RockHounds...batted .405 (17 for 42) vs. left-handers and .276 (47-170) vs. right-handers...was 17 for 55 (.309) with runners in scoring position, including .391 (9-23) with runners in scoring position with two out...hit .325 (25 for 77) over the first 19 games and hit .289 (39 for 135) over the final 31 contests...compiled a 10-game hitting streak from May 25 to June 3 (17 for 42, .405)...last appearance came on July 13 before suffering a season-ending groin injury...batted .259 (7 for 27) with two doubles, one home run and seven RBI in six games for the Phoenix Desert Dogs in the Arizona Fall League.

Career

2005—Made his professional debut at Short A-Vancouver and batted .361 (13 for 76) with two home runs and nine RBI in nine games for the Canadians...hit safely in all nine games, including four multiple-hit games...went 2-5 with four RBI and a home run in his professional debut against Tri-Valley...was promoted to Kane County where he batted .341 with 13 doubles, one home runs and 22 RBI in 32 games for the Cougars...had 15 multiple hit games...batted .371 (39 for 105) over his first 27 contests before going 3 for 18 (.167) over the last five games of the season...batted .370 (34 for 92) vs. right-handed pitchers and 8-31 (.258) vs. left-handers...was 17 for 42 (.405) with runners in scoring position.

Personal/Miscellaneous

Travis George Buck was originally signed by A's scout Jeremy Schied...graduated from Richland (WA) High School in 2002...drafted by Seattle in the 23rd round out of high school but did not sign...attended Arizona State University, where he was a two-time All-Pac-10 selection in 2004 and 2005...had a .362 career average in three seasons at ASU with 19 home runs and 147 RBI in 192 games...was drafted by the A's between the first and second round of the 2005 draft as compensation for the loss of free agent Damian Miller to Milwaukee.

Lifetime Playing Record

Year	Club	AVG.	G	AB	R	H	2B	3B	HR	RBI	SH	SF	HP	BB	SO	SB	CS	SLG	OBP	E
2005	Vancouver (A)	.361	9	36	7	13	1	0	2	9	0	0	0	5	8	1	1	.556	.439	2
	Kane County (A)	.341	32	123	17	42	13	0	1	22	1	1	0	19	19	3	1	.472	.427	1
2006	Stockton (A)	.349	34	126	24	44	17	3	3	26	0	5	0	14	18	2	1	.603	.400	1
	Midland (AA)	.302	50	212	32	64	22	1	4	22	1	0	3	22	39	9	1	.472	.372	0

A's Winter League Statistics

PLAYER	AVG	G	AB	R	H	2B	3B	HR	RBI	BB	SO	SB	CS	SLG	OBP	E	LEAGUE	TEAM
Barton, Daric	.324	21	74	9	24	3	0	0	10	18	11	0	0	.365	.457	0	DOMR	Azucareros
Durazo, Erubiel	.344	63	227	52	78	12	0	18	56	42	39	2	1	.634	.451	1	MEXP	Hermosillo
Perry, Jason	.121	10	33	0	4	0	0	0	6	2	17	0	0	.121	.171	0	DOMR	Azucareros
Petit, Gregorio	.271	34	70	5	19	1	1	2	8	2	14	0	1	.400	.301	4	VENZ	Caracas
Scutaro, Marco	.367	41	150	31	55	9	3	1	18	25	21	3	6	.487	.464	6	VENZ	Caracas
Thomas, Charles	.224	43	156	21	35	6	1	1	19	21	28	2	4	.295	.342	0	VENZ	La Guaira
Valdez, Alexander	.286	5	14	3	4	1	0	0	1	3	1	1	0	.357	.412	0	DOMR	Escogido

PITCHER	W	L	ERA	G	GS	CG	SHO	SV	IP	H	R	ER	HR	HB	BB	SO	WP	LEAGUE	TEAM
Casilla, Santiago	0	0	11.37	11	0	0	0	0	6.1	10	9	8	0	0	10	7	0	DOMR	Escogido
Braden, Dallas	3	1	1.34	9	6	0	0	0	33.2	21	5	5	2	0	14	37	0	PR	Mayagüez

Erubiel Durazo

8



Designated Hitter/First Base

Height/Weight: 6-3 / 240

Bats/Throws: Left / Left

Birthdate: January 23, 1975

Opening Day Age: 32

Birthplace/Resides: Hermosillo, Mexico / Hermosillo, Mexico

Major League Service: 6 years, 71 days

Obtained: Signed to a minor league contract, December 20, 2006.

Contract Status: First year of a one-year contract through 2007.

2006 Highlights

Spent the entire season in Triple-A with the Texas (Oklahoma City), New York Yankees (Columbus) and Minnesota (Rochester)...signed a minor league contract with Texas on February 21 and was invited to major league camp...batted .217 (5 for 23) with a double, a triple and one RBI in nine Spring Training games...was released on March 27 but was resigned by the Rangers to a minor league contract on April 10 and was assigned to Triple-A Oklahoma City...batted .299 with five doubles, two home runs and 12 RBI in 22 games for Red Hawks...batted .365 (19-52) vs. right-handed pitching and .125 (3 for 24) vs. left-handers...was 8 for 22 (.364) with runners in scoring position...compiled an 11-game hitting streak (17 for 40, .425) from April 19-May 2...was released by the Rangers in May 17...signed a minor league contract with the New York Yankees on May 24 and was assigned to Triple-A Columbus...batted .290 with two doubles, two home runs and 10 RBI in 19 games for the Clippers in June...improved his average vs. left-handers to .364 (4 for 11) and was 14 for 51 (.275) vs. right-handers...was also 4 for 12 (.333) with runners in scoring position...hit safely in five of his first six games, going 5 for 16 (.313)...was released on June 30...signed a minor league contract with Minnesota on July 14 and was assigned to Triple-A Rochester...hit .264 with one home run and three RBI in 17 games for the Red Wings...was 6 for 10 (.600) with three doubles over his first three games but was just 8 for 43 (.186) with two doubles, one home and two RBI over his last 14 games...was released on August 5...played for Hermosillo in the Mexican Winter League and batted .344 with 18 home runs and 56 RBI in 63 games.

Career

2005—Appeared in just 41 games for the A's before going on the Disabled list retroactive to May 25 with left elbow tendinitis...missed the remainder of the season after having "Tommy John" surgery on the elbow on July 22...the procedure was performed by Dr. Lewis Yocum...it was his seventh career stint on the DL but his first with the A's...batted .237 with four home runs and 16 RBI in 41 games...all of those figures were the lowest of his Major League career...his batting average included a .350 mark against left-handed pitching compared to .196 against right-handers...hit .290 with three of his four home runs in Oakland compared to .193 on the road...batted .388 during day games and .165 at night...made a total of 39 starts, including 38 at designated hitter and one at first base...hit .238 in 39 games at DH overall...has appeared in 292 games at DH as an Athletic which is third most in Oakland history...also went 2 for 2 with an RBI as a pinch hitter...batted .303 in 10 games when hitting fifth in the order and .218 in all other spots in the order...went 6 for 39 (.154) with four RBI over his first 11 games...then hit .328 with all four of his home runs and 10 of his 16 RBI over a 16-span from April 18 to May 4...finished up his campaign by going 11 for 55 (.200) with two RBI over his final 14 games...made his third straight Opening Day start at designated hitter, tying Geronimo Berroa's Oakland record for Opening Day starts by a DH...had a season opening streak of 11 games and 40 at bats without an extra base hit before doubling twice on April 18 at Texas...snapped a career high 30-game, 111-at bat homerless streak dating back to September 12, 2004 when he homered off Eddie Guardado on April 20 at Seattle...finished the month of April with a .250 batting average, snapping a streak of five consecutive months with a .300 batting average or better...made his only start of the season at first base on May 22 at San Francisco...went 0 for 4 in a start at designated hitter on May 24 at Tampa Bay, his final appearance of the season...was placed on the 15-day disabled list on May 27 retroactive to May 25...was transferred to the 60-day DL on September 1.

2004—Hit a team leading .321 which ranked fifth in the American League, fifth in Oakland history and the best mark of his career over a full season...he also had career highs in hits (164), doubles (35), home runs (22), RBI (88), stolen bases (3), total bases (267) and on-base percentage (.396)...the on-base percentage ranked seventh in the AL...in addition to batting, he also led the A's in RBI and slugging (.523)...batted .328 with 22 home runs and 88 RBI as the A's designated hitter...the batting average was the fifth best mark by a designated hitter in AL history (minimum 500 plate appearances)...the average led AL designated hitters in 2004 and set an Oakland record for batting average by a designated hitter...ranked third among AL designated hitters in home runs and RBI...ranked second in the AL in batting at night (.356), fifth in batting against right-handed pitching (.340) and fifth in road batting (.325)...made 76 starts in the six spot in the batting order where he hit .359 with 19 of his 22 home runs and 67 of his 88 RBI...since 1974, no Major Leaguer has had a better batting average from the six spot in the order with at least 250 plate appearances...led all Major Leaguers in 2004 in home runs and RBI from the six spot...hit .306 against a pitcher the first two times he saw him in a game and .393 after that...started 125 games at designated hitter, three at first base and was 3 for 12 (.250) as a pinch-hitter...batted .266 in the month of April but then hit .300 or better in each of the next five months, batting .340 in May, .343 in June, .300 in July, .355 in August and .315 in September...batted .228 over the A's first 17 games but then hit .362 over a 40-game stretch from April 29 to June 21 to lift his average to a then season high .325...then went 34 for 129 (.264) over a 37-game stretch from June 22 to August 7 which dropped his average to .301...then hit .358 over his final 48 games to finish the year at .321...his average never dipped below .300 after June 7...had no RBI in his first 10 games, giving him a 15-game streak without an RBI dating back to 2003...had his first two multi-homer games on April 30 when he homered twice at Tampa Bay...then hit his second career grand slam the next day on May 1 against the Devil Rays, giving him four-to-back four RBI games...had a career high 11-game hitting streak from April 29 to May 11 (19 for 49, .388)...had his first of three four-hit games on May 27 at Boston...also had four hits on August 18 at Baltimore and September 18 at Seattle...shared AL Player of the Week honors with teammate Scott Hatteberg for the week of June 7 to 13 after hitting

.526 with nine runs, two home runs and seven RBI...hit the fifth pinch-hit grand slam in Oakland history on July 10 at Cleveland...it was his third career slam and his seventh career pinch homer...the home run snapped a 23-game, 64-at bat homerless streak and he finished the game with his first of two five RBI games in 2004...13 of his 22 home runs came with runners on base (10 two-run, one three-run and two slams)...had his second career three-homer game on August 18 at Baltimore...other came with Arizona, making him the 11th player in Major League history with a three-homer game in each league...it was his ninth career multi-homer game and his fourth career game of five or more RBI...had his second 11-game hitting streak of the season from August 13 to 24 (19 for 41, 463)...had six home runs and 17 RBI over a 10-game span from August 18 to 28...his average peaked at .327 on August 28...homered in the second inning on September 12 against Cleveland to account for the only run in the A's 1-0 victory...became the 11th player in Oakland history to homer in a 1-0 win...hit his 100th career double on September 19 at Seattle.

2003—Was injury free for the first time in his last four seasons and responded by posting career highs in games (154), at bats (537), runs (92) and walks (100)...however, had a career high and team leading 105 strikeouts...led the A's and tied for third in the American League in walks...also led the club with 12 intentional walks, which tied for fifth in the AL, and on-base percentage (.374)...ranked 10th in the AL with an average of 3.99 pitches per plate appearance...saw most of his playing time at designated hitter where he made 120 starts but he also made 33 starts at first base...batted .252 with 17 home runs and 56 RBI as the designated hitter...led AL designated hitters in runs (77), tied for the lead in doubles (25), ranked third in hits (107) and walks (77) and sixth in home runs and RBI...reversed a career trend as he batted .283 against left handed pitching compared to .247 against right-handers...his batting average improved to .294 with runners in scoring position...started in every spot in the order from second through seventh and made his most starts batting fifth (58) and fourth (40)...batted .296 over his first 67 games through June 19 but hit .230 over his final 87 games...had eight home runs and 36 RBI over his first 49 games through May 25 but then had just two home runs and 12 RBI over a 44 game stretch May 26 to July 21...then had the A's first two-homer game of the season on July 22 at Kansas City and had 11 home runs and 29 RBI over his final 61 games...had another two homer game on September 13 at Texas...14 of his 21 home runs were solo shots and the other seven were two-run homers...five of his home runs came in the ninth inning...got off to a fast start as he set an Oakland Opening Day record with five RBI on April 1 against Seattle...had 11 RBI over his first five games and finished April with 24 RBI, his most ever in a month...batted .307 in April...homered on May 17 at Cleveland in a 4-2 A's loss, snapping a 17-game streak where his teams won when he homered...reached base safely via hit or walk in 31 consecutive games from May 23 to July 1, batting .315 with a .460 on-base percentage over that span...hit .186 in August, his lowest batting average in a full month in his career...hit .305 in September...started all five games of the ALDS against Boston at designated hitter and tied for the team lead with three RBI...all three RBI came in Game 1...played for Hermosillo in the Mexican Pacific Winter League and hit .244 with a home run and seven RBI in 13 games.

2002—Fractured his right hamate bone in a March 20 exhibition game in Tucson which required surgical repair two days later by team hand specialist Dr. Don Sheridan...rejoined the Diamondbacks on May 16 and set a club record for RBI the next day against Philadelphia on May 17, going 4 for 5 with three home runs and nine RBI...matched the team mark for home runs in a game...in his first four games back in action, he was 7 for 15 with all seven hits going for extra bases (two doubles and five home runs)...the rollercoaster ride then began as he went into a 0 for 18 spell that lowered his season mark to .212 after play on June 1, but he immediately picked it back up by going 12 for 34 (.353) over his next nine games...once again his numbers declined, going just 3 for 25 (.120) over his next 12 games before succumbing to his second disabling injury of the year...went on the shelf on July 1 with a right oblique strain...returned to the lineup on July 27, homering in his first game back off of San Diego's Brian Lawrence...hit a pair of home runs to dead center field in the first game of a doubleheader on August 3 at New York...hit a pair of solo home runs on August 9 to defeat Florida, 2-1, with his second home run of the night the first walk-off shot of his career...hit the first grand slam of his career on August 17 in Wrigley Field off Kyle Farnsworth, breaking a 2-2 tie in the ninth...the Diamondbacks posted a 12-0 record in games in which he homered...appeared in two NLDS games against St. Louis and was 0 for 4 with a walk and a strikeout...hit .357 with two home runs, 14 RBI, 14 walks and a .486 on-base percentage in 16 games with Hermosillo in the Mexican Pacific Winter League.

2001—Started and finished strong, but a concussion and sore back contributed to a mid-season slide that included a stint on the disabled list, his second straight season interrupted by injury...hit his first of his five pinch homers on April 5 off the Dodgers' Andy Ashby...also connected on April 15 in Colorado, April 17 at St. Louis and April 26 against Atlanta, giving him four pinch homers in his first nine at bats...hit his fifth and final pinch homer of the regular season on May 20 in Wrigley Field off Tom Gordon...delivered an 18th inning double to end the longest game in Arizona history, a five hour and 53 minute, 1-0 victory on May 29 at San Francisco...was involved in a collision with Terry Shumpert who was covering home plate as part of a rundown play on June 24 at Colorado...suffered a Grade 2 concussion that sidelined him for a week...was placed on the 15-day disabled list on August 17 with a lower back strain and did not return until September 1...his pinch-hit double on June 3 was the last pinch-hit he registered until September 25, going 0 for 20 between pinch-hits...made a pair of starts in right field in the early going on April 16 in St. Louis and May 7 against Cincinnati...was used sparingly in the early portion of the postseason as he had made only two pinch-hit appearances entering Game 5 of the NLCS...pinch-hit after Mark Grace strained his right hamstring and hit a two-out, two-run homer off Tom Glavine to snap a 1-1 tie and lead the Diamondbacks to the National League crown...went 4 for 11 with a double and a RBI in the World Series against New York, including 4 for 10 in three starts at designated hitter in Game 3, 4 and 5...played for Hermosillo during the winter in the Mexican Pacific League, hitting .328 with 2 homers and 12 RBI in 19 games for the Orange Growers.

2000—Had a right wrist injury in Spring Training that haunted him all year...was disabled from May 30 to June 24 due to a surgical procedure, returned for three games then went back on the DL on June 29...hit .225 after returning and was optioned to Triple-A on August 1...hit .387 in 10 games at Tucson and was recalled on August 11, but appeared in just five games after his recall before succumbing to another wrist operation on August 24...both surgical procedures were performed by Dr. Donald Sheridan...had a two-homer game to spoil San Diego's home opener on April 10, knocking in four...had a 10-game hitting streak from April 23-May 7, hitting .412...played for Hermosillo in the Mexican Pacific League during the winter...went to the Caribbean World Series, where his club lost in the finals to the Dominican Republic yet he was named series MVP, hitting .455 with a double, three homers and six RBI in six games.

1999—Hit a combined .404 in 94 games at Double-A El Paso and Triple-A Tucson before he was called up by Arizona on July 25...had three hits in his first Major League start on July 28 in San Diego, collecting his first hit off of Brian Boehringer...hit .350 through his first 22 games with five home runs and nine RBI...his first big league homer was in Philadelphia on August 7, a 446-foot shot to center off of Curt Schilling...his first career multi-homer game gave Arizona a 5-4 win in Atlanta on September 4, taking John Smoltz deep twice...had his lone pinch-hit homer, a two-run blast in Milwaukee off Rafael Roquero on September 9...appeared in a pair of games vs. the Mets in the NLDS, starting at first

base in games 1 and 3...homered in his second postseason at bat, a solo blast in the opening game at Bank One Ballpark off Masato Yoshii... defensively, he appeared in 44 Major League games at first base, handling all 344 chances without an error...was tabbed the team Rookie of the Year by the Arizona Chapter of the BBWAA...his first taste of pro baseball in the U.S. was with El Paso and he hit .403 in 64 games with 14 homers and 55 RBI...was promoted to Tucson on June 19 where he hit .407 in 30 games with 10 homers and 28 RBI...his combined minor league average of .404 totaled enough plate appearances to qualify him as the first player to hit .400 in the minors since Aaron Pointer (.401) of the Houston (Colt 45's) Astro organization in 1961...also led all minor league players with a .703 slugging percentage...he twice earned Organizational Player of the Month honors, hitting .489 with 10 homers and 33 RBI for El Paso in May and a combined .387 performance with nine home runs and 23 RBI with El Paso and Tucson in June.

1998—Spent his second consecutive season with Monterrey and hit .350 with 19 home runs and 98 RBI in 119 games...finished ninth in the league in batting.

1997—Played for Monterrey in the Mexican Pacific League and hit .282 with eight home runs and 61 RBI in 110 games.

Personal/Miscellaneous

Erubiel Durazo Cardenas...attended Tucson's Amphitheater High School and Pima Community College...returned to his native Mexico undrafted, signing to play for the Monterrey Sultans in the Mexican League, earning both summer and winter Rookie of the Year honors...signed by the Diamondbacks at the urging of Derek Bryant, then the director of player personnel for Hermosillo and formerly a manager in Arizona's minor league system...wife's name is Martha.

Lifetime Playing Record

Year	Club	AVG.	G	AB	R	H	2B	3B	HR	RBI	SH	SF	HP	BB	SO	SB	CS	SLG	OBP	E
1997	Monterrey	.282	110	358	47	101	21	10	8	61	0	4	1	52	43	3	7	.464	.371	3
1998	Monterrey	.350	119	420	84	147	32	2	19	98	1	2	5	99	71	4	3	.571	.477	0
1999	El Paso	.403	64	226	53	91	18	3	14	55	0	3	2	44	37	2	1	.695	.498	10
	Tucson	.407	30	118	27	48	7	0	10	28	0	1	1	14	18	1	0	.720	.470	1
	ARIZONA	.329	52	155	31	51	4	2	11	30	0	3	1	26	43	1	1	.594	.422	0
2000	ARIZONA	.265	67	196	35	52	11	0	8	33	0	2	1	34	43	1	0	.444	.373	5
	Tucson	.419	13	43	9	18	6	0	3	10	0	0	0	6	7	0	0	.767	.490	3
	AZL D'backs	.600	2	5	2	3	0	0	1	2	0	0	0	1	0	0	0	1.200	.667	0
2001	ARIZONA	.269	92	175	34	47	11	0	12	38	0	2	2	28	49	0	0	.537	.372	2
	Tucson	.273	3	11	3	3	0	0	1	1	0	0	0	1	3	0	0	.545	.333	0
2002	El Paso	.500	5	14	5	7	3	0	2	7	0	0	0	4	1	0	0	1.143	.611	0
	ARIZONA	.261	76	222	46	58	12	2	16	48	0	3	2	49	60	0	1	.550	.395	7
	Tucson	.318	7	22	5	7	2	1	1	3	0	0	1	0	2	0	0	.636	.348	1
2003	OAKLAND	.259	154	537	92	139	29	0	21	77	0	6	2	100	105	1	1	.430	.374	6
2004	OAKLAND	.321	142	511	80	164	35	1	22	88	0	2	9	56	104	3	2	.523	.396	2
2005	OAKLAND	.237	41	152	15	36	6	1	4	16	0	0	1	14	24	1	0	.368	.305	0
2006	Oklahoma	.299	22	77	9	23	5	0	2	12	0	0	0	9	12	0	0	.443	.372	0
	Columbus	.290	19	62	6	18	2	0	2	10	0	1	1	11	12	0	0	.419	.400	0
	Rochester	.264	17	53	7	14	6	0	1	3	0	0	0	12	14	0	0	.434	.400	0
AL Totals		.283	337	1200	187	339	70	2	47	181	0	8	12	170	233	5	3	.462	.375	8
NL Totals		.278	287	748	146	208	38	4	47	149	0	10	6	137	195	2	2	.528	.390	14
ML Totals		.281	624	1948	333	547	108	6	94	330	0	18	18	307	428	7	5	.487	.381	22

Career Transactions

1997 — Signed by Monterrey of the Mexican League. **1998** — Sold to the Arizona Diamondbacks organization, December 16. **2000** — On disabled list, May 30 to June 24; included rehabilitation assignment to Tucson, June 20 to 24. On disabled list, June 27 to July 13; included rehabilitation assignments to Tucson, July 8 to 9, and Arizona League Diamondbacks, July 9 to 13. On disabled list, August 20 to end of season. **2001** — On disabled list, August 15 to September 1; included rehabilitation assignment to Tucson, August 28 to September 1. **2002** — On disabled list, March 22 to May 16; included rehabilitation assignment to Tucson, May 10 to 16. On disabled list, June 30 to July 27; included rehabilitation assignment to El Paso, July 20 to 27. Traded to the Oakland Athletics in a four-team, four-player trade in which the A's sent at PTBNL to Toronto (pitcher Jason Arnold on December 16), Toronto sent infielder Felipe Lopez to Cincinnati, and Cincinnati sent pitcher Elmer Dessens to Arizona, December 15. Arizona also received cash considerations from each of the other three teams. **2005** — On disabled list, May 25 to October 28. Elected free agency, October 28. **2006** — Signed by the Texas Rangers to a minor league contract, February 22. Released, March 27; re-signed by Texas to a minor league contract, April 10. Released, May 17; signed by the New York Yankees organization to a minor league contract, May 24. Released, June 30; signed by the Minnesota Twins organization to a minor league contract, July 14. Released, August 5; signed by the Oakland Athletics organization to a minor league contract, December 20, 2006.

Division Series Record

Year	Club/Opp.	AVG.	G	AB	R	H	2B	3B	HR	RBI	SH	SF	HP	BB	SO	SB	CS	SLG	OBP	E
1999	ARI vs. NY	.143	2	7	1	1	0	0	1	1	0	0	0	1	0	0	0	.571	.250	0
2001	ARI vs. STL	.000	1	1	0	0	0	0	0	0	0	0	0	0	0	0	0	.000	.000	0
2002	ARI vs. STL	.000	2	4	0	0	0	0	0	0	0	0	0	1	1	0	0	.000	.200	0
2003	OAK vs. BOS	.238	5	21	3	5	2	0	0	3	0	0	0	3	4	0	0	.333	.333	0
Totals		.182	10	33	4	6	2	0	1	4	0	0	0	5	5	0	0	.333	.289	0

League Championship Series Record

Year	Club/Opp.	AVG.	G	AB	R	H	2B	3B	HR	SH	SF	HP	BB	SO	SB	CS	SLG	OBP	E
2001	ARI vs. ATL	.333	2	3	1	1	0	0	1	2	0	0	0	1	0	0	1.333	.333	0

World Series Record

Year	Club/Opp.	AVG.	G	AB	R	H	2B	3B	HR	RBI	SH	SF	HP	BB	SO	SB	CS	SLG	OBP	E
2001	ARI vs. NY	.364	4	11	0	4	1	0	0	1	0	0	0	3	4	0	0	.455	.500	0

World Baseball Classic Record

Year	Country	AVG.	G	AB	R	H	2B	3B	HR	RBI	SH	SF	HP	BB	SO	SB	CS	SLG	OBP	E
2006	Mexico	.182	6	22	3	4	2	0	0	1	0	0	0	2	4	0	0	.273	.250	-

vs. The American League

2006 AVG.	AB	H	HR	RBI	CAREER vs. TEAM	AVG.	AB	H	HR	RBI
—	0	0	0	0	Baltimore	.271	70	19	5	16
—	0	0	0	0	Boston	.278	90	25	2	8
—	0	0	0	0	Chicago	.250	72	18	3	9
—	0	0	0	0	Cleveland	.277	65	18	3	14
—	0	0	0	0	Detroit	.244	78	19	2	6
—	0	0	0	0	Kansas City	.413	63	26	7	17
—	0	0	0	0	Los Angeles	.248	137	34	4	15
—	0	0	0	0	Minnesota	.246	69	17	0	9
—	0	0	0	0	New York	.248	109	27	1	11
—	0	0	0	0	Oakland	.000	2	0	0	0
—	0	0	0	0	Seattle	.282	149	42	5	24
—	0	0	0	0	Tampa Bay	.284	81	23	6	19
—	0	0	0	0	Texas	.340	153	52	7	30
—	0	0	0	0	Toronto	.254	63	16	3	7

vs. The National League

2006 AVG.	AB	H	HR	RBI	CAREER vs. TEAM	AVG.	AB	H	HR	RBI
—	0	0	0	0	Arizona	—	0	0	0	0
—	0	0	0	0	Atlanta	.314	35	11	3	8
—	0	0	0	0	Chicago	.408	49	20	3	13
—	0	0	0	0	Cincinnati	.286	42	12	4	7
—	0	0	0	0	Colorado	.263	57	15	2	12
—	0	0	0	0	Florida	.280	50	14	4	9
—	0	0	0	0	Houston	.267	15	4	1	2
—	0	0	0	0	Los Angeles	.172	64	11	3	10
—	0	0	0	0	Milwaukee	.432	44	19	3	11
—	0	0	0	0	New York	.188	32	6	2	6
—	0	0	0	0	Philadelphia	.353	51	18	6	17
—	0	0	0	0	Pittsburgh	.340	50	17	3	9
—	0	0	0	0	San Diego	.313	83	26	7	18
—	0	0	0	0	San Francisco	.212	99	21	3	12
—	0	0	0	0	St. Louis	.189	37	7	1	5
—	0	0	0	0	Washington	.256	39	10	1	6

Monthly Breakdown

2006 AVG.	AB	H	HR	RBI	CAREER by MONTH	AVG.	AB	H	HR	RBI
—	0	0	0	0	April	.296	328	97	17	64
—	0	0	0	0	May	.263	395	104	20	71
—	0	0	0	0	June	.281	274	77	11	39
—	0	0	0	0	July	.268	265	71	12	44
—	0	0	0	0	August	.271	365	99	22	65
—	0	0	0	0	September	.307	309	95	11	44
—	0	0	0	0	October	.333	12	4	1	3

FRONT OFFICE
2007 ATHLETICS
REVIEW
RECORDS
HISTORY
OPONENTS
PLAYER DEVELOPMENT
MISCELLANEOUS

Batting Breakdown

2006 AVG.	AB	H	HR	RBI	CAREER by CATEGORY	AVG.	AB	H	HR	RBI
—	0	0	0	0	Road	.274	983	269	47	155
—	0	0	0	0	Day	.287	677	194	32	125
—	0	0	0	0	Night	.278	1271	353	62	205
—	0	0	0	0	Grass	.282	1768	499	85	296
—	0	0	0	0	Turf	.267	180	48	9	34
—	0	0	0	0	Pre-ASG	.275	1068	294	50	182
—	0	0	0	0	Post-ASG	.288	880	253	44	148
—	0	0	0	0	vs. LHP	.268	497	133	19	79
—	0	0	0	0	vs. RHP	.285	1451	414	75	251
—	0	0	0	0	RISP	.284	504	143	22	222
—	0	0	0	0	Bases Loaded	.382	55	21	3	54
—	0	0	0	0	PH	.239	92	22	7	25
—	0	0	0	0	DH	.286	1106	316	45	165

Ballpark Breakdown

	AVG.	AB	H	HR	RBI
3Com Park	.500	6	3	0	3
Ameritrust Field	.338	80	27	3	13
Angel Stadium	.241	79	19	2	7
AT&T Park	.214	42	9	0	3
Busch Stadium - old	.174	23	4	1	3
Camden Yards	.393	28	11	3	7
Chase Field	.281	385	108	22	78
Cinergy Field	.368	19	7	2	2
Comerica Park	.273	33	9	0	2
Coors Field	.250	28	7	1	7
County Stadium	.353	17	6	2	5
Dodger Stadium	.261	23	6	1	2
Dolphin Stadium	.226	31	7	2	4
Fenway Park	.311	61	19	2	7
Jacobs Field	.257	35	9	2	9
Kauffman Stadium	.378	37	14	4	9
McAfee Coliseum	.293	580	170	25	97
Metrodome	.262	42	11	0	5
Miller Park	.667	3	2	1	2
Minute Maid Park	.000	5	0	0	0
Olympic Stadium	.235	17	4	0	3
Qualcomm Stadium	.238	42	10	4	8
Rogers Centre	.250	24	6	1	4
Safeco Field	.250	72	18	2	8
Shea Stadium	.190	21	4	2	5
Three Rivers	.250	16	4	1	1
Tropicana Field	.255	51	13	4	15
Turner Field	.250	8	2	2	3
U.S. Cellular Field	.171	35	6	1	2
Veterans Stadium	.318	22	7	2	5
Wrigley Field	.474	19	9	2	9
Yankee Stadium	.250	64	16	0	2

Fielding Statistics

First Base							
YEAR	PCT.	G	PO	A	E	TC	DP
1999	1.000	44	324	20	0	344	25
2000	.989	60	422	23	5	450	36
2001	.993	38	248	17	2	267	22
2002	.984	56	409	26	7	442	29
2003	.981	33	298	9	6	313	26
2004	.882	4	14	1	2	17	2
2005	1.000	1	8	0	0	8	2
Totals	.988	236	1723	96	22	1841	142

Outfield							
YEAR	PCT.	G	PO	A	E	TC	DP
2001	1.000	2	4	1	0	5	0
2002	1.000	2	3	0	0	3	0
Totals	1.000	4	7	1	0	8	0

Durazo's Career Highs

Hits: 4 (five times), September 18, 2004 at Seattle; August 18, 2004 at Baltimore; May 27, 2004 at Boston; September 23, 2003 vs. Texas; May 17, 2002 vs. Philadelphia
Runs: 3 (12 times), last: August 18, 2004 at Baltimore
Doubles: 2 (five times), last: April 18, 2005 at Texas
Triples: 3 (six times), last: May 14, 2005 vs. New York (AL)
Home Runs: 3 (twice), August 18, 2004 at Baltimore; May 17, 2002 vs. Philadelphia; 2 (seven times), April 30, 2004 at Tampa Bay; September 13, 2003 at Texas; July 22, 2003 at Kansas City; August 9, 2002 vs. Florida; August 3, 2002 at New York (NL) (Game #1); April 10, 2000 at San Diego; September 4, 1999 at Atlanta
Runs Batted In: 9, May 17, 2002 vs. Philadelphia; 5 (three times), August 18, 2004 at Baltimore; July 10, 2004 at Cleveland; April 1, 2003 vs. Seattle
Walks: 3 (six times), last: August 7, 2003 at Detroit
Strikeouts: 4, August 26, 2003 vs. Baltimore
Stolen Bases: 1 (seven times), last: May 4, 2005 vs. Texas
Hitting Streak: 11 (twice), last: August 13 to 24, 2004
Hitless Streak (At Bats): 21, May 21 to June 3, 2002

Durazo's Career Home Run Chart

Multi-Homer Games: 9, last: August 18, 2004 at Baltimore. **Three-Homer Games:** 2, last: August 18, 2004 at Baltimore. **Two-Homer Games:** 7, last: April 30, 2004 at Tampa Bay. **Grand Slams:** 3, July 10, 2004 at Cleveland (Cliff Bartosh); May 1, 2004 at Tampa Bay (Trevor Miller); August 17, 2002 at Chicago (NL) (Kyle Farnsworth). **Pinch-Hit Home Runs:** 7, July 10, 2004 at Cleveland (Cliff Bartosh); May 20, 2001 at Chicago (NL) (Tom Gordon); April 26, 2001 vs. Atlanta (Matt Whiteside); April 17, 2001 at St. Louis (Bobby Bonilla); April 15, 2001 at Colorado (Jose Jimenez); April 5, 2001 at Los Angeles (Andy Ashby); September 9, 1999 at Milwaukee (Rafael Roque). **Inside-The-Park Home Runs:** None. **Game Ending Home Runs:** 1, August 9, 2002 vs. Florida (Braden Loooper). **Lead Off Home Runs:** None.

Vince Faison

32



Outfielder

Height/Weight: 5-11 / 195

Bats/Throws: Left / Right

Birthdate: January 22, 1981

Opening Day Age: 26

Birthplace/Resides: Vidalia, Georgia / Lyons, Georgia

Major League Service: None

Obtained: Signed to a minor league contract, November 7, 2006

Contract Status: First year of a one-year contract through 2007.

2006 Highlights

Spent the entire season at Double-A Trenton (New York-AL) in the Eastern League...batted .260 with 14 home runs and 66 RBI in 120 games...played all three outfield positions...also had 22 doubles and eight triples for a .456 slugging percentage...ranked fourth in the Eastern League in triples...was used primarily in the second (24), fifth (23) and eighth (25) spots in the order...batted .295 (41 for 139) vs. left-handed pitching and .242 (65 for 269) vs. right-handers...hit .282 (35 for 124) with runners in scoring position...batted .313 (26 for 83) with four doubles, five triples, three home runs and 16 RBI in July...was 9 for 20 (.450) over the last five games in July...was 0-8 in two Eastern League Divisional playoff games.

Career

2005—Began the season with Jackson of the Independent Central League...batted .303 with 15 home runs and 66 RBI in 83 games...ranked first in the league with 11 triples, fourth in slugging (.579) and fifth in extra base hits (48)...signed with the New York Yankees on August 22 and appeared in 14 games for Single-A Tampa, batting .383 with one home runs and 14 RBI.

2004—Appeared in a combined 35 games at each level of the Seattle organization despite making four separate stints on the disabled list...was acquired by the Mariners on with RHP Kevin Jarvis, IF Dave Hansen and C Wiki Gonzalez from San Diego for IF Jeff Cirillo, RHP Brian Sweeney and cash on January 6...began the season on the disabled list with a right shoulder strain...appeared in his first game with Single-A Inland Empire on May 21...batted .320 in seven game before being promoted to Double-A San Antonio...was placed on the disabled list on June 16 with a strained left hamstring...was placed on the DL again with an injury on July 5...was placed on the DL for the final time on August 22 after re-aggravating the injury...finished the season with Triple-A Tacoma.

2003—Appeared in 119 games for Double-A Mobile, batting .230 with four home runs and 28 RBI...had seven-game hitting streak from August 21-27, batting .407 (11 for 27).

2002—Batted .253 with seven home runs and 44 RBI in 100 games with Mobile...batted .276 with 14 RBI in the Arizona Fall League.

2001—Began the season with Single-A Fort Wayne and batted .200 wit 10 stolen bases in 41 games...was promoted to Single-A Lake Elsinore on May 25...led his team in postseason in batting average, hits, home runs and total bases.

2000—Led Single-A Fort Wayne with 65 runs scored and batted .219 with 21 stolen bases in 117 games...ranked third among all Padre minor leaguers with 21 stolen bases.

1999—Batted .309 with 30 stolen bases in 44 games for the Padres Arizona Rookie League team...ranked second in the league with 30 stolen bases and was named to the ARL All-Star team.

Personal/Miscellaneous

Vincent LaRue Faison...graduated from Toombs County HS in Lyons, Ga...Baseball America ranked him as the 20th top prospect, the second-best athlete and the fastest base runner available in the 1999 First-Year Player Draft...was named the Padres 13th best prospect after being selected with their first overall pick in the draft.

Lifetime Playing Record

Year	Club	AVG.	G	AB	R	H	2B	3B	HR	RBI	SH	SF	HP	BB	SO	SB	CS	SLG	OBP	E
1999	Padres	.309	44	178	40	55	6	6	4	28	0	2	3	18	45	30	4	.478	.378	2
	Fort Wayne	.208	11	48	10	10	2	0	0	1	1	0	1	6	18	7	1	.250	.309	1
2000	Fort Wayne	.219	117	457	65	100	20	2	12	39	2	2	5	26	159	21	4	.350	.267	10
	Fort Wayne	.200	41	140	14	28	5	0	1	8	1	1	3	18	35	10	3	.257	.302	2
2001	Lake Elsinore	.233	73	275	27	64	11	3	7	36	1	2	2	24	94	12	7	.371	.297	12
	Mobile	.253	100	359	40	91	23	5	7	44	0	3	9	39	103	5	7	.404	.339	6
2002	Mobile	.320	119	392	41	90	15	0	4	28	2	2	5	47	116	13	2	.298	.318	10
	Inland Empire	.320	7	25	5	8	2	0	1	5	0	0	0	2	4	2	0	.520	.370	1
2003	San Antonio	.288	17	59	8	17	6	0	3	11	1	0	1	8	13	0	2	.542	.382	1
	Arizona Mariners	1.000	1	2	2	2	0	0	0	0	0	0	0	0	0	0	0	1.000	1.000	0
	Tacoma	.267	10	30	7	8	2	1	2	3	1	0	0	2	12	0	0	.600	.313	0
2005	Jackson (Ind.)	.303	83	323	56	98	22	11	15	66	2	2	7	30	66	8	3	.579	.373	3
	Tampa	.383	14	60	4	23	5	4	1	14	0	1	0	4	10	5	1	.650	.415	0
2006	Trenton	.260	120	408	69	106	22	8	14	66	3	4	3	50	91	1	5	.456	.342	4

Career Transactions

1999 — Selected by the San Diego Padres organization in the 1st round (20th pick overall) of the June draft. **2004** — Traded with RHP Kevin Jarvis, IF Dave Hansen and C Wiki Gonzalez to the Seattle Mariners in exchange for IF Jeff Cirillo, RHP Brian Sweeney and cash, January 6. **2005** — Released, March 30; signed by Jackson of the Central League (independent). Signed by the New York Yankees organization to a minor league contract, August 22. **2006** — Declared free agency, October 15; signed by the Oakland Athletics organization to a minor league contract, November 7.

J.J. Furmaniak

66



Infielder

Height/Weight: 5-11 / 185

Bats/Throws: Right / Right

Birthdate: July 31, 1979

Opening Day Age: 27

Birthplace/Resides: Bolingbrook, Illinois / Bolingbrook, Illinois

Major League Service: 20 days

Obtained: Signed to a minor league contract, November 7, 2006

Contract Status: First year of a one-year contract through 2007.

2006 Highlights

Spent the entire season at Triple-A Indianapolis in the Pittsburgh organization, where he batted .213 with six home runs and 27 RBI in 114 games...played in 109 games at shortstop, two at second base and one at shortstop...batted .195 (16 for 82) with four doubles and one triple in 22 games in April before improving to .264 (24 for 91) with four doubles and four home runs in May...then hit .171 (21 for 113) over his next 41 games, which dropped his season average to .206...was 18 for 75 (.240) over his last 27 games to finish the season with a .213 mark...appeared in 18 Spring Training games for Pittsburgh and batted .185 (5 for 27) with two doubles, two home runs and four RBI.

Career

2005—Spent time with Triple-A Portland (San Diego) and Triple-A Indianapolis (Pittsburgh) and batted a combined .272 (143-526) with 21 doubles, seven triples, 16 home runs and 68 RBI...was a member of San Diego's 40-man roster in Spring Training...was optioned to Triple-A Portland on March 18...batted .266 with 16 doubles, four triples, 14 home runs and 47 RBI in 99 games for the Beavers...made 54 appearances at third base, 38 at shortstop and three at second base...was 7 for 13 (.538) over his first three games of the season before slumping to 12 for 66 (.182) over his next 17 contests...hit seven of his 14 home runs in the month of May...hit at a .308 (33 for 107) clip with four home runs and 11 RBI in the month of June, hitting safely in 21 of his 26 games...was selected to the Pacific Coast League All-Star team and went 2 for 2 in the Triple-A All-Star Game on July 13...had four hits and scored four runs on July 23 at Fresno...homered in back-to-back games on July 23-24...was acquired in a minor league trade with the Pittsburgh Pirates for catcher David Ross on July 28...batted .288 with five doubles, three triples, two home runs and 21 RBI in 36 games for Indianapolis...made 29 appearances at shortstop, four at third base, two at second base and one in left field...hit safely in 17 straight games from August 11-29, going .348 (24 for 69) with 13 RBI...batted .313 average (35 for 112) in 29 games during the month of August...was 5 for 20 (.250) with a double, triple, a home run and four RBI vs. Buffalo in a first round play-off series...was recalled by Pittsburgh on September 13 and made major league debut as a starter at second base that night at St. Louis...doubled off Chris Carpenter in third at bat for first career hit...singled as a pinch hitter vs. Cincinnati on September 18...went hitless in next 11 at bats before collecting hit off Mark Prior at Wrigley Field on September 28...Went 2-4 with a triple and RBI on October 1 vs. Milwaukee...made six starts at second base and one at shortstop for the Pirates...Made lone error (fielding) while playing second base on September 28.

2004—Batted a combined .284 (135 for 476) at Double-A Mobile and Triple-A Portland...hit .196 (10 for 51) with four doubles, one home run and eight RBI in 14 games at Mobile before being promoted to Portland...hit .294 with 24 doubles, four triples, 17 home runs and 73 RBI in 120 games for the Beavers...appeared in 177 games at shortstop and three as a pinch hitter...was batting .249 at the end of June but batted .335 (75 for 224) with 14 doubles, two triples, seven home runs and 38 RBI over the last 62 games of the season...hit .374 (40 for 107) with seven doubles, one triple, three home runs and 20 RBI in 36 games in August.

2003—Split the season between Single-A Lake Elsinore and Double-A Mobile...batted a combined .301 (124 for 412) with 12 home runs and 65 RBI...hit .314 with 22 doubles, six triple, nine home runs and 54 RBI in 78 games for Lake Elsinore...batted .341 (71 for 208) with 16 doubles, five triples and seven home runs over the first 52 games of the season...named to the California League Mid-Season All-Star Game as a shortstop...hit three home runs in a 12-2 victory at High Desert on May 12 to tie a Cal League record...was promoted to Mobile and batted .262 (27 for 103) with three home runs and 11 RBI in 31 games, all at shortstop...spent time on the disabled list after fracturing his right hand on July 21...came back to hit 305 (18 for 59) in the month of August.

2002—Spent the entire season at Single-A Lake Elsinore and batted .257 with seven home runs and 43 RBI in 106 games...played 69 games at third base, 21 at shortstop, 14 at second base...was batting .213 at the end of June but hit at a .319 (51-160) clip over the final 44 games of the season...batted .371 (33 for 89) with seven double, two triples, two home runs and 17 RBI in July...enjoyed an 11-game hitting streak (19-44, .432) from July 14-24, raising his average from .227 to .258.

2001—Batted .220 with five home runs and 35 RBI in 123 games for Single-A Fort Wayne of the Midwest League...played 117 games at shortstop and three at second base.

2000—Made his professional debut at Idaho Falls of the Pioneer League...appeared in 62 games and batted .343 with five home runs and 38 RBI...played 47 games at shortstop, 11 at second base and one at third base...was named to the Pioneer League's Postseason All-Star team.

Personal/Miscellaneous

Jason Joseph Furmaniak (fuhr-MAIN-ee-ack)...nickname is "J.J."...is a 1997 graduate of Bolingbrook (IL) High School...played baseball, football and basketball in high school, earning four letters in baseball and four in football...also attended Lewis University in Romeoville, Ill. where he played baseball for three years.

Lifetime Playing Record

Year	Club	AVG.	G	AB	R	H	2B	3B	HR	RBI	SH	SF	HP	BB	SO	SB	CS	SLG	OBP	E
2000	Idaho Falls	.343	62	245	72	84	18	2	5	38	0	4	5	4	48	10	3	.494	.446	16
2001	Fort Wayne	.220	123	436	57	96	24	3	5	35	3	7	4	55	117	11	6	.323	.309	28
2002	Lake Elsinore	.257	106	381	50	98	16	6	7	43	5	5	6	26	100	11	9	.386	.311	22
2003	Lake Elsinore	.314	78	309	65	97	22	8	9	54	3	2	8	36	55	10	4	.524	.397	2
	Mobile	.262	31	103	10	27	4	1	3	11	1	1	4	8	27	0	0	.408	.336	9
2004	Mobile	.196	14	51	10	10	4	1	1	8	0	0	1	7	15	1	0	.333	.305	2
	Portland	.294	120	425	71	125	24	4	17	73	2	7	6	33	86	8	5	.489	.348	5
2005	Portland	.266	99	387	54	103	16	4	14	47	5	2	6	28	86	9	5	.437	.324	15
	Indianapolis	.288	36	139	12	40	5	3	2	21	1	1	2	4	32	5	3	.410	.315	5
	PITTSBURGH	.192	13	26	3	5	1	1	0	1	0	0	0	4	4	0	0	.308	.300	1
2006	Indianapolis	.213	114	371	43	79	12	3	6	27	4	1	2	25	85	15	4	.310	.266	17
ML Totals		.192	13	26	3	5	1	1	0	1	0	0	0	4	4	0	0	.308	.300	1

Career Transactions

2000 — Selected by the San Diego Padres organization in the 22nd round of the June draft. **2005** — Traded to the Pittsburgh Pirates for C David Ross, July 28. **2006** — Declared minor league free agency, October 15; signed by the Oakland Athletics to a minor league contract, November 7.

vs. The National League

2006 AVG.	AB	H	HR	RBI	CAREER vs. TEAM	AVG.	AB	H	HR	RBI
—	0	0	0	0	Chicago	.333	3	1	0	0
—	0	0	0	0	Cincinnati	.333	3	1	0	0
—	0	0	0	0	Houston	.000	7	0	0	0
—	0	0	0	0	Los Angeles	.000	4	0	0	0
—	0	0	0	0	Milwaukee	.500	4	2	0	1
—	0	0	0	0	St. Louis	.200	5	1	0	0

Monthly Breakdown

2006 AVG.	AB	H	HR	RBI	CAREER by MONTH	AVG.	AB	H	HR	RBI
—	0	0	0	0	September	.136	22	3	0	0
—	0	0	0	0	October	.500	4	2	0	1

Batting Breakdown

2006 AVG.	AB	H	HR	RBI	CAREER by CATEGORY	AVG.	AB	H	HR	RBI
—	0	0	0	0	Home	.214	14	3	0	1
—	0	0	0	0	Road	.167	12	2	0	0
—	0	0	0	0	Day	.250	8	2	0	0
—	0	0	0	0	Night	.167	18	3	0	1
—	0	0	0	0	Grass	.192	26	5	0	1
—	0	0	0	0	Turf	—	0	0	0	0
—	0	0	0	0	Pre-ASG	—	0	0	0	0
—	0	0	0	0	Post-ASG	.192	26	5	0	1
—	0	0	0	0	vs. LHP	—	0	0	0	0
—	0	0	0	0	vs. RHP	.192	26	5	0	1
—	0	0	0	0	RISP	.111	9	1	0	1
—	0	0	0	0	Bases Loaded	—	0	0	0	0
—	0	0	0	0	PH	.500	2	1	0	0
—	0	0	0	0	DH	—	0	0	0	0

FRONT OFFICE
2007 ATHLETICS
REVIEW
RECORDS
HISTORY
OPPONENTS
PLAYER DEVELOPMENT
MISCELLANEOUS

Ballpark Breakdown

	AVG.	AB	H	HR	RBI
Busch Stadium - old	.200	5	1	0	0
Dodger Stadium	.000	4	0	0	0
PNC Park	.214	14	3	0	1
Wrigley Field	.333	3	1	0	0

Furmaniak's Career Highs

Hits: 2, October 1, 2005 vs. Milwaukee
Runs: 1 (three times), last: September 28, 2005 at Chicago (NL)
Doubles: 1, September 13, 2005 at St. Louis
Triples: 1, October 1, 2005 vs. Milwaukee
Home Runs: None
Runs Batted In: 1, October 1, 2005 vs. Milwaukee
Walks: 1 (four times), last: September 28, 2005 at Chicago (NL)
Strikeouts: 1 (four times), last: September 28, 2005 at Chicago (NL)
Stolen Bases: None
Hitting Streak: 2, September 28, 2005 to present
Hitless Streak (At Bats): 11, September 19 to 26, 2005

Fielding Statistics

Second Base

YEAR	PCT.	G	PO	A	E	TC	DP
2005	.960	9	14	10	1	25	1
Totals	.960	9	14	10	1	25	1

Shortstop

YEAR	PCT.	G	PO	A	E	TC	DP
2005	1.000	2	1	4	0	5	0
Totals	1.000	2	1	4	0	5	0

Furmaniak's Career Home Run Chart


Multi-Homer Games: None. **Three-Homer Games:** None. **Two-Homer Games:** None. **Grand Slams:** None. **Pinch-Hit Home Runs:** None. **Inside-The-Park Home Runs:** None. **Game Ending Home Runs:** None. **Lead Off Home Runs:** None.

Ricky Ledee

12

Outfielder

Height/Weight: 6-1 / 227 **Bats/Throws:** Left / Left
Birthdate: November 11, 1973 **Opening Day Age:** 33
Birthplace/Resides: Ponce, Puerto Rico / Miami, Florida
Major League Service: 8 years, 23 days
Obtained: Signed a minor league contract, January 31, 2007
Contract Status: First year of a one-year contract through 2007



2006 Highlights

Appeared in 43 games with the Los Angeles Dodgers and 27 games for the New York Mets...batted .188 (16 for 85) with six doubles, two home runs and nine RBI in 70 combined games...was 8 for 53 (.151) with five doubles, one home run and four RBI in as a pinch hitter for both teams...has a .221 (57 for 258) career average with 12 doubles and 10 home runs as a pinch hitter...made 13 appearances in the outfield, including six starts in left and three in right...batted .245 with five doubles, one home run and eight RBI in his 43 games with the Dodgers...was placed on the 15-day disabled list on May 2 and missed 64 games with a strained left groin...was activated from the DL on July 14 and batted .227 (5 for 22) with one RBI over the next 21 games...was claimed off waivers by the Mets on August 8...batted .094 (3 for 32) with a double, a home run and one RBI in 27 games for the Mets...was designated for assignment on August 24 and started four games for Triple-A Norfolk in right field, September 2 to 4...batted .083 (1 for 12)...rejoined the Mets on September 5 and appeared in 16 of the team's final 26 games and batted .118 (2 for 17) down the stretch...hit his 10th career pinch hit home run on September 22 vs. Washington off Pedro Asatocio...participated in the inaugural World Baseball Classic in 2006 for Puerto Rico...had two hits and a RBI in five WBC games.

Career

2005—Appeared in 102 games for the Dodgers, the third-highest total of his career while compiling a career-high .278 batting average...ranked second on the team with 35 pinch hit at bats and led the team with 11 pinch hits...his .314 average off the bench (11 for 35) was the sixth-highest of any player in the Major Leagues with 25 or more pinch hit at bats...battled a strained left hamstring throughout the season that sent him to the disabled list from June 5-July 8 and caused him to miss numerous other games...led the Dodgers with six sacrifice flies...batted .286 (62 for 217) against right-handed pitchers...hit .278 (32 for 115) with 36 RBI with runners on base...hit .500 (4 for 8) with 11 RBI with the bases loaded...hit .321 (35 for 109) with two homers and 23 RBI on the road...compiled a season-high seven-game hitting streak from May 3-10, during which he went 10 for 25...was the Dodgers' Opening Day starting left fielder on April 5 at San Francisco and had a single, his first hit as a Dodger, in three at bats...hit his first Dodger homer on April 16 vs. San Diego, a solo shot off Rudy Seanez that snapped a 47-game homerless streak for him, dating back to July 21, 2004 vs. Florida while with Philadelphia...singled to start ninth-inning rally on April 19 at Milwaukee in which the Dodgers overcame a six run deficit for the first time since 1999...made a fielding error on May 31 vs. Chicago, his first error of the season and just his second error since the start of the 2002 season...on July 10 at Houston, made a leaping catch against the wall in right field to rob Orlando Palmeiro of an extra-base hit...on the next play, threw out Jason Lane trying to score from second base on a single, his first outfield assist of the season...batted cleanup for the second time in his career on July 17 vs. San Francisco (last time: Sept. 24, 2000 vs. Anaheim)...hit a game-tying three-run homer on July 31 vs. St. Louis in the bottom of the eighth inning.

2004—Was acquired by San Francisco from Philadelphia with minor league right-hander Alfredo Simon in exchange for right-hander Felix Rodriguez on July 30...combined to hit .233 with seven homers and 30 RBI between the two teams...hit at .285 clip (35 for 123) with seven home runs and 26 RBI in 73 games with Phillies, but was just 6 for 53 (.113) with four RBI in 31 contests with Giants...was among top pinch hitters in the National League, tying for 16th in hits (11) and ranking fifth with 11 RBI...posted his second career multi-homer game, while matching career high with five RBI in 11-6 victory on June 11 at Minnesota...was on the disabled list from June 23 to July 8 while recovering from surgery to repair an intestinal problem.

2003—Logged 100 games for just the second time in career, playing in 121 contests for Philadelphia...matched a career high with 13 homers while batting .247 with 15 doubles, two triples and 46 RBI...belted a three-run homer in the fourth inning on April 13 at Cincinnati, capping the highest scoring inning in Phillies' franchise history (13 runs)...homered in the first inning of Kevin Millwood's no-hitter on April 27 vs. San Francisco to account for only run of game, then caught the contest's final out...became the ninth player in Major League history to homer in a 1-0 no-hitter, the fifth since 1953 and first since Atlanta's Terry Pendleton went deep on Sept. 11, 1991...hit his third and fourth leadoff homers in consecutive starts on August 15 vs. St. Louis and August 26 at Montreal...tied for third in the National League with two pinch hit home runs...posted second straight errorless campaign while recording a career-high five outfield assists.

2002—Signed as a free agent with Philadelphia on January 29 and played in 96 games during his inaugural National League campaign...tied for the NL lead with three pinch homers and tied for third in league with 10 RBI off the bench...hit a walk-off, pinch hit homer on May 8 off Houston's Nelson Cruz...his three pinch-homers were most by a Phillie since Tony Longmire also collected three in 1995...homered in back-to-back pinch hit appearances on July 31 vs. San Francisco (off Ryan Jensen) and Aug. 3 vs. LA (off Kevin Beirne)...played winter ball for Bayamon in Puerto Rico.

2001—Opened his first full season with Texas on the disabled list after tearing tendons behind his left knee during a March 10 Spring Training contest vs. Baltimore...underwent knee surgery on April 13...played in 78 games the rest of way, including 62 starts...stole home on front end of double steal on Sept. 23 vs. Anaheim...played for Bayamon in Puerto Rico during winter ball.

2000—Compiled career-best power numbers despite playing for three teams (Yankees, Indians and Rangers)...combined to set career standards in games (137), at bats (467), runs (59), hits (110), triples (5) homers (13) and RBI (77)...hit first career leadoff homer on June 5 at Montreal (off Dustin Hermanson)...was traded to Cleveland on June 29 and logged just 17 games in an Indians' uniform before being dealt to Texas on July 28...first homer for the Rangers was a grand slam on Aug. 12 vs. Boston (off Tim Wakefield), as he tied career-high with five RBI in contest.

1999—Made first Opening Day start of his career, getting nod in center field for defending World Champion Yankees on April 5 at Oakland...was optioned to Triple-A Columbus on May 9 after batting just .200 over his first 16 games...was recalled on June 24 and hit .293 (60-for-205) the rest of the way...hit first career grand slam off Brad Radke and tied a career-high with five RBI on Aug. 20 at Minnesota...legged out first inside-the-park homer by a Yankee since 1990, circling the bases on Aug. 29 vs. Seattle...played in six games during New York's run to the World Series title, going 4 for 18 (.222) with a homer and five RBI...delivered a big hit in New York's six-run ninth inning that sealed a 9-2 victory in Game 4 of ALCS at Boston, belting a three-run homer off Rod Beck.

1998—Was recalled by the Yankees on June 11 and concluded his rookie season as a postseason hero for the World Champs...singled in his first Major League at bat (off Jaret Wright) on June 14 at Cleveland...hit his first big league homer on June 15 at Baltimore, a three-run shot off Scott Erickson...was optioned back to Triple-A Columbus on July 18, but rejoined the Yankees on Sept. 8...finished second on Columbus club with 19 homers...was added to New York's postseason roster and hit .400 (6-for-15) in seven games...did not play against Texas in ALDS and was 0 for 5 against Cleveland in ALCS, but excelled in the Yankees' four-game sweep of San Diego in the World Series...went 6 for 10 (.600) against the Padres for the third-highest average ever for player participating in all games of a Fall Classic and best for any rookie...became the first Yankee rookie outfielder to start a World Series game since Tom Tresh in 1962...hit a two-run double off the Padres' Kevin Brown in first-ever Fall Classic at bat...was rated the sixth-best prospect in Yankees organization by Baseball America.

1997—Spent the majority of an injury-riddled season with Triple-A Columbus, batting .306 with 10 homers and 39 RBI in 43 games...played winter ball for San Juan in Puerto Rico, hitting .315 with nine homers and 24 RBI...was tabbed as New York's second-best prospect by *Baseball America*.

1996—Was named as the Yankees' Minor League Player of Year...combined for .305 average with 29 homers and 101 RBI in 135 games for Double-A Norwich and Triple-A Columbus...was named Eastern League Player of Month for May after batting .324 with three homers and 20 RBI...was leading the Eastern League with a .365 average when he was promoted to Columbus on May 22...finished fifth in the International League in runs (79) and slugging percentage (.533), while tying for second on Columbus with 21 homers...earned International League Player of Week honors for Aug. 19-25, hitting at .400 clip with three homers and seven RBI in seven games.

1995—Spent the entire season with Single-A Greensboro, batting .269 with 16 doubles, six triples, 14 homers and 49 RBI...was named South Atlantic League Player of Week for July 2-8.

1994—Was among the South Atlantic League's top hitters in first season with Greensboro...ranked among league leaders in walks (t-2nd - 91), extra-base hits (t-3rd - 54), triples (t-4th - 9) and total bases (5th-228)...SAL All-Star finished with .250 average, 23 doubles, 22 homers and 71 RBI...spent winter ball campaign with Ponce in Puerto Rico

1993—Logged only season for Single-A Oneonta...tied for second in New York-Penn League with six triples, while ranking fourth with .479 slugging percentage...played winter ball for Ponce in Puerto Rico

1992—Hit .229 with two homers and 23 RBI in his third season with the Yankees' affiliate in Gulf Coast League

1991—Was a .267 hitter during his second campaign with the Yankees Gulf Coast League affiliate.

1990—Began professional career in Rookie-level Gulf Coast League, playing in just 19 games while batting .108 in 37 at bats

Personal/Miscellaneous

Ricardo Alberto Ledee...he and his wife, Theresa Kokinakos have two sons, Ricardo, Jr. (1/12/98) and Daniel (10/5/00) and a daughter, Teresa Paola (8/15/02)...is a 1990 graduate of Colonel Nuestra Sonora de Valvanera High School in Puerto Rico, where he played baseball, basketball and volleyball...appeared in Universal Studios' "For Love of the Game" in 1999, a movie featuring Kevin Costner and Kelly Preston, as well as current Dodger Hall of Fame broadcaster Vin Scully...his late father, Antonio, was the lead singer in one of Puerto Rico's top salsa bands before his death in 1985...enjoys training Paso Fino horses as a hobby...originally signed by Yankee scout G. Santiago.

FRONT OFFICE

2007 ATHLETICS

REVIEW

RECORDS

HISTORY

OPPONENTS

PLAYER DEVELOPMENT

MISCELLANEOUS

FRONT OFFICE

Lifetime Playing Record

Year	Club	AVG.	G	AB	R	H	2B	3B	HR	RBI	SH	SF	HP	BB	SO	SB	CS	SLG	OBP	E
1990	GCL Yankees	.108	19	37	5	4	2	0	0	1	0	0	0	6	18	2	0	.162	.233	0
1991	GCL Yankees	.267	47	165	22	44	6	2	0	18	0	1	0	22	40	3	1	.327	.351	6
1992	GCL Yankees	.229	52	179	25	41	9	2	2	23	0	1	1	24	47	1	4	.335	.322	2
1993	Oneonta	.255	52	192	32	49	7	6	8	20	1	0	2	25	46	7	5	.479	.347	3
1994	Greensboro	.250	134	484	87	121	23	9	22	71	3	6	4	91	126	10	11	.471	.369	5
1995	Greensboro	.269	89	335	65	90	16	6	14	49	0	1	2	51	66	10	4	.478	.368	3
1996	Norwich	.365	39	137	27	50	11	1	8	37	1	5	1	16	25	2	2	.635	.421	1
	Columbus	.282	96	358	79	101	22	6	21	64	0	2	1	44	95	6	3	.553	.360	5
1997	Columbus	.306	43	170	38	52	12	1	10	39	0	0	1	21	49	4	0	.565	.385	2
	GCL Yankees	.333	7	21	3	7	1	0	0	2	0	0	1	2	4	0	0	.381	.417	0
1998	Columbus	.283	96	360	70	102	21	1	19	41	1	5	4	54	108	7	2	.506	.378	4
	NEW YORK (AL),241	.42	79	13	19	5	2	1	12	0	1	0	7	29	3	1	.392	.299	1	
1999	NEW YORK (AL),276	.88	250	45	69	13	5	9	40	0	2	0	28	73	4	3	.476	.346	9	
	Columbus	.252	30	115	18	29	7	1	4	15	1	1	0	17	29	4	2	.435	.346	3
2000	NEW YORK (AL),241	.62	191	23	46	11	1	7	31	0	2	1	26	39	7	3	.419	.332	2	
	CLEVELAND	.222	17	63	13	14	2	1	2	8	0	0	0	8	9	0	0	.381	.310	0
	TEXAS	.235	58	213	23	50	6	3	4	38	0	1	1	25	50	6	3	.347	.317	3
2001	Oklahoma	.500	4	16	4	8	1	0	1	3	0	0	0	1	1	0	0	.750	.529	0
	TEXAS	.231	78	242	33	56	21	1	2	36	1	3	3	23	58	3	3	.351	.303	3
2002	PHILADELPHIA	.227	96	203	33	46	13	1	8	23	1	1	1	35	50	1	2	.419	.342	0
2003	PHILADELPHIA	.247	121	255	37	63	15	2	13	46	1	1	0	34	59	0	0	.475	.334	0
2004	PHILADELPHIA	.285	73	123	19	35	7	0	7	26	0	0	0	22	27	2	0	.512	.393	0
	SAN FRANCISCO,113	31	53	6	6	2	0	0	4	0	1	1	5	20	1	0	.151	.200	1	
2005	LOS ANGELES (NL),278	.102	237	31	66	16	1	7	39	0	6	3	20	55	0	0	.443	.335	2	
2006	LOS ANGELES (NL),245	.43	53	4	13	5	0	1	8	0	0	0	2	10	1	0	.396	.273	0	
	Jacksonville	.100	3	10	0	1	0	0	0	1	0	0	2	5	0	0	.100	.250	1	
	NEW YORK (NL),094	.27	32	4	3	1	0	1	1	0	0	0	4	6	0	0	.219	.194	0	
	Norfolk	.083	4	12	1	1	0	0	0	1	0	0	0	2	0	0	.083	.083	0	
ML Totals		.244	838	1994	284	486	117	17	62	312	3	18	10	239	485	28	15	.413	.325	56

2007 ATHLETICS

REVIEW

RECORDS

Career Transactions

1990 — Selected by New York Yankees in 16th round of the June draft; signed June 5. 2000 — Traded by the New York Yankees with two players to be named later (pitchers Jake Westbrook and Zach Day, July 25) to Cleveland for outfielder David Justice, June 29. Traded by Cleveland to Texas for infielder David Segui, July 28. 2001 — On disabled list, March 23 to June 13, included rehabilitation assignment, June 9 to 13. Granted free agency, December 21. 2002 — Signed by Philadelphia, January 29. 2004 — On disabled list, June 23 to July 8. Traded by Philadelphia with minor leaguer Alfredo Simon to San Francisco for pitcher Felix Rodriguez, July 30. Granted free agency, Oct. 28. Signed by the Los Angeles Dodgers, December 6. 2005 — On disabled list, June 5 to July 8. 2006 — On disabled list, May 2 to July 14, included rehabilitation assignment, July 5 to July 14. Selected off waivers by New York Mets from the Los Angeles Dodgers, August 8. 2006 — Granted free agency, October 28. 2007 — Signed by Oakland to a minor league contract, January 31.

HISTORY

Division Series Record

Year	Club/Opp.	AVG.	G	AB	R	H	2B	3B	HR	RBI	SH	SF	HP	BB	SO	SB	CS	SLG	OBP	E
1999	NY Yankees vs. TEX	.273	3	11	1	3	2	0	0	2	0	0	0	1	5	0	0	.455	.333	0

OPPONENTS

League Championship Series Record

Year	Club/Opp.	AVG.	G	AB	R	H	2B	3B	HR	RBI	SH	SF	HP	BB	SO	SB	CS	SLG	OBP	E
1998	NY Yankees vs. CLE	.000	3	5	0	0	0	0	0	0	0	0	0	0	0	0	0	.000	.000	0
1999	NY Yankees vs. BOS	.250	3	8	2	2	0	0	1	4	0	0	0	1	4	0	1	.625	.333	1
Totals		.154	6	13	2	2	0	0	1	4	0	0	0	1	4	0	1	.385	.241	1

PLAYER DEVELOPMENT

World Series Record

Year	Club/Opp.	AVG.	G	AB	R	H	2B	3B	HR	RBI	SH	SF	HP	BB	SO	SB	CS	SLG	OBP	E
1998	NY Yankees vs. SD	.600	4	10	1	6	3	0	0	4	0	1	0	2	1	0	1	.900	.615	0
1999	NY Yankees vs. ATL	.200	3	10	0	2	1	0	0	1	0	0	0	1	4	0	0	.300	.273	0
Totals		.400	7	20	1	8	4	0	0	5	0	1	0	3	5	0	1	.600	.458	0

MISCELLANEOUS

World Baseball Classic Record

Year	Country	AVG.	G	AB	R	H	2B	3B	HR	RBI	SH	SF	HP	BB	SO	SB	CS	SLG	OBP	E
2006	Puerto Rico	.222	5	9	1	2	1	0	0	1	0	0	0	2	3	0	0	.333	.364	-

vs. The American League

2006 AVG.	AB	H	HR	RBI	CAREER vs. TEAM	AVG.	AB	H	HR	RBI
—	0	0	0	0	Baltimore	.242	95	23	3	14
—	0	0	0	0	Boston	.233	90	21	3	18
—	0	0	0	0	Chicago	.200	70	14	2	9
—	0	0	0	0	Cleveland	.275	91	25	4	21
—	0	0	0	0	Detroit	.254	71	18	1	6
—	0	0	0	0	Kansas City	.293	75	22	2	12
—	0	0	0	0	Los Angeles	.194	62	12	1	10
—	0	0	0	0	Minnesota	.326	86	28	4	17
—	0	0	0	0	New York	.277	47	13	2	9
—	0	0	0	0	Oakland	.222	81	18	2	10
—	0	0	0	0	Seattle	.204	49	10	1	12
—	0	0	0	0	Tampa Bay	.300	50	15	1	5
—	0	0	0	0	Texas	.222	27	6	0	4
—	0	0	0	0	Toronto	.196	102	20	0	11

vs. The National League

2006 AVG.	AB	H	HR	RBI	CAREER vs. TEAM	AVG.	AB	H	HR	RBI
.300	10	3	0	2	Arizona	.250	52	13	1	9
.000	5	0	0	0	Atlanta	.270	100	27	2	15
.250	4	1	0	1	Chicago	.218	55	12	1	6
.000	1	0	0	0	Cincinnati	.194	72	14	1	9
.000	4	0	0	0	Colorado	.225	71	16	2	12
.000	11	0	0	0	Florida	.234	107	25	5	14
.400	5	2	0	2	Houston	.231	39	9	1	5
.000	1	0	0	0	Los Angeles	.179	28	5	1	4
—	0	0	0	0	Milwaukee	.167	24	4	0	0
—	0	0	0	0	New York	.296	81	24	6	17
.143	7	1	0	0	Philadelphia	.235	17	4	1	4
.333	6	2	1	2	Pittsburgh	.273	44	12	2	9
.308	13	4	0	1	San Diego	.177	79	14	1	5
.500	2	1	0	0	San Francisco	.328	58	19	2	12
.200	5	1	0	0	St. Louis	.269	52	14	4	12
.091	11	1	1	1	Washington	.244	119	29	6	21

Monthly Breakdown

2006 AVG.	AB	H	HR	RBI	CAREER by MONTH	AVG.	AB	H	HR	RBI
.267	30	8	1	7	April	.238	269	64	7	46
.000	1	0	0	0	May	.258	264	68	9	38
—	0	0	0	0	June	.249	249	62	10	41
.278	18	5	0	1	July	.263	396	104	15	60
.053	19	1	0	0	August	.241	461	111	15	77
.125	16	2	1	1	September	.223	337	75	6	49
.000	1	0	0	0	October	.111	18	2	0	1

Batting Breakdown

2006 AVG.	AB	H	HR	RBI	CAREER by CATEGORY	AVG.	AB	H	HR	RBI
.217	46	10	1	5	Home	.235	989	232	30	137
.154	39	6	1	4	Road	.253	1005	254	32	175
.172	29	5	0	1	Day	.232	652	151	20	88
.196	56	11	2	8	Night	.250	1342	335	42	224
.188	85	16	2	9	Grass	.243	1586	385	45	246
—	0	0	0	0	Turf	.248	408	101	17	66
.258	31	8	1	7	Pre-ASG	.248	911	226	30	144
.148	54	8	1	2	Post-ASG	.240	1083	260	32	168
.111	9	1	0	1	vs. LHP	.226	252	57	7	41
.197	76	15	2	8	vs. RHP	.246	1742	429	55	271
.192	26	5	0	6	RISP	.264	588	155	23	255
.250	4	1	0	1	Bases Loaded	.286	77	22	2	58
.151	53	8	1	4	Pinch Hitter	.221	258	57	10	50
—	0	0	0	0	Designated Hitter	.222	45	10	3	8

Ballpark Breakdown

	AVG.	AB	H	HR	RBI
Ameritrust Field	.227	225	51	3	41
Angel Stadium	.226	31	7	0	7
AT&T Park	.170	53	9	0	7
Busch Stadium - old	.286	28	8	1	5
Busch Stadium	.000	2	0	0	0
Camden Yards	.234	47	11	2	8
Chase Field	.333	21	7	0	5
Cinergy Field	.133	15	2	0	1
Citizens Bank Park	.224	67	15	3	7
Comerica Park	.200	30	6	0	2
Coors Field	.364	22	8	2	9
Dodger Stadium	.244	172	42	5	22
Dolphin Stadium	.263	57	15	2	10
Fenway Park	.190	42	8	0	7
Great American	.320	25	8	1	8
Jacobs Field	.268	97	26	5	15
Kauffman Stadium	.233	30	7	0	2
McAfee Coliseum	.225	40	9	1	4
Metrodome	.340	50	17	3	14
Miller Park	.143	14	2	0	0
Minute Maid Park	.263	19	5	0	3
Olympic Stadium	.304	46	14	4	14
PETCO Park	.000	5	0	0	0
PNC Park	.310	29	9	2	8
Qualcomm Stadium	.152	33	5	0	0
RFK Stadium	.111	9	1	0	0
Rogers Centre	.191	47	9	0	4
Safeco Field	.143	21	3	0	4
Shea Stadium	.263	57	15	5	9
Tiger Stadium	.263	19	5	0	1
Tropicana Field	.333	21	7	0	1
Turner Field	.226	53	12	2	12
U.S. Cellular Field	.238	42	10	2	8
Veterans Stadium	.227	233	53	10	32
Wrigley Field	.368	19	7	1	1
Yankee Stadium	.267	273	73	8	41

Fielding Statistics

Outfield							
YEAR	PCT.	G	PO	A	E	TC	DP
1998	.981	42	47	4	1	52	0
1999	.942	77	143	3	9	155	0
2000	.979	49	94	1	2	97	0
2000	1.000	17	39	1	0	40	0
2000	.977	57	128	0	3	131	0
2001	.979	72	136	1	3	140	0
2002	1.000	51	97	0	0	97	0
2003	1.000	71	98	5	0	103	0
2004	1.000	22	47	3	0	50	1
2004	.960	15	24	0	1	25	0
2005	.975	69	76	2	2	80	1
2006	1.000	9	4	0	0	4	0
2006	1.000	4	5	0	0	5	0
Totals	.979	555	938	20	21	979	2

Ledee's Career Highs

Hits: 4, June 24, 2002 at Florida
Runs: 3 (4 times), last: June 11, 2004 at Minnesota
Doubles: 2 (10 times), last: August 24, 2005 vs. Colorado
Triples: 1 (17 times), last: April 26, 2005 vs. Arizona
Home Runs: 2 (twice), last: June 11, 2004 at Minnesota
Runs Batted In: 5 (3 times), last: June 11, 2004 at Minnesota
Walks: 4, July 6, 2002 vs. Montreal
Strikeouts: 3 (22 times), last: May 30, 2005 vs. Chicago-NL
Stolen Bases: 2, August 27, 2000 vs. Toronto
Hitting Streak: 9, August 15 to 29, 1999
Hitless Streak (At Bats): 21, April 10 to 29, 2002

Ledee's Career Home Run Chart

Multi-Homer Games: 2, last: June 11, 2004 at Minnesota. **Three-Homer Games:** None. **Two-Homer Games:** 2, last: June 11, 2004 at Minnesota. **Grand Slams:** None. **Pinch Hit Home Runs:** 10, June 25, 2000 at Chicago-AL (Foulke); May 8, 2002 vs. Houston (Cruz); July 31, 2002 vs. San Francisco (Jensen); August 3, 2002 vs. Los Angeles-NL (Beirne); August 5, 2003 at Colorado (Reed); September 1, 2003 vs. Boston (Timlin); April 21, 2004 vs. Florida (Fox); April 29, 2004 at St. Louis (Sringhausen); August 9, 2005 vs. Philadelphia (Urbina); September 22, 2006 vs. Washington (Astacio). **Inside-The-Park Home Runs:** None. **Game Ending Home Runs:** 2, July 25, 1999 vs. Cleveland (Rincon); May 8, 2002 vs. Houston (Cruz). **Lead Off Home Runs:** 4, June 5, 2000 at Montreal (Hermanson); August 30, 2002 at New York-NL (Astacio); August 15, 2003 vs. St. Louis (Williams); August 26, 2003 at Montreal (Day).

Kevin Melillo

2



Infielder

Height/Weight: 5-10 / 197 **Bats/Throws:** Left / Right
Birthdate: May 14, 1982 **Opening Day Age:** 24
Birthplace/Resides: Orlando, Florida / Longwood, Florida
Major League Service: None
Obtained: Selected in the 5th round of the June, 2004 draft
Contract Status: First year of a one-year contract through 2007.

2006 Highlights

Spent the entire season at Double-A Midland where he batted .280 with 12 home runs and 73 RBI in 136 games...had a team-high 68 walks which ranked fourth in the Texas League...batted .319 (29 for 91) over the first 22 games of the season before slumping to .216 (22-102) over

his next 30 contests...was hitting .264 at the end of May but hit .290 (89 for 307) over the final 84 games of the season...hit .310 (76 for 245) in 69 road games compared to .251 (64 for 255) in 67 home contests...was 4 for 13 (.308) in three playoff games vs. Corpus Christi...batted .245 (23 for 94) with four double, two home runs and 10 RBI for the Phoenix Desert Dogs in the Arizona Fall League.

Career

2005—Started the season at Single-A Kane County before being moved to Single-A Stockton and finished the year at Double-A Midland...batted a combined .305 (153 for 501) with 24 home runs and 93 RBI...home run total led all A's minor leaguers...batted .286 with 18 doubles, three triples, eight home runs and 36 RBI at Kane County...batted .251 (43-171) over his first 50 games before going 37 for 109 (.339) with 10 doubles, one triple, five home runs and 17 RBI over his next 28 games...was bumped up to Stockton where he hit .400 with nine home runs and 23 RBI in 22 games for the Ports...hit safely in each of his first 18 games (33 for 88, .375) and in 20 of 22 games overall...was promoted to Midland where he batted .282 with seven home runs and 34 RBI in 35 games.

2004—Batted .340 with two home runs and 21 RBI in 22 games for Vancouver...hit safely in each of his first eight games (8 for 30, .267) as a professional and in 18 of his 22 games overall for the Canadians...had 10 multi-hit games, including three, three-hit games.

Personal/Miscellaneous

Kevin Michael Melillo was originally signed by A's scout Michael Holmes...graduated from Lake Brantley (FL) High School in 2000...attended the University of South Carolina...played on the 1995 13-year old Babe Ruth League World Series championship team...played on the USA Baseball 16 and under Gold Medal team in 1998.

Lifetime Playing Record

Year	Club	AVG.	G	AB	R	H	2B	3B	HR	RBI	SH	SF	HP	BB	SO	SB	CS	SLG	OBP	E
2004	Vancouver	.340	22	94	22	32	11	2	2	21	0	1	3	11	16	2	1	.564	.422	2
2005	Kane County	.286	78	280	47	80	18	3	8	36	1	5	3	53	40	10	4	.457	.399	10
	Stockton	.400	22	90	21	36	7	1	9	23	0	1	1	12	18	2	0	.800	.471	4
	Midland	.282	35	131	33	37	10	0	7	34	0	2	0	14	23	9	2	.519	.347	2
2006	Midland	.280	136	500	73	140	31	3	12	73	3	6	4	68	98	14	7	.426	.367	6

Career Transactions

2004 — Selected by the Oakland Athletics organization in the 5th round of the free agent draft, June 7.

Lou Merloni

24

Infielder

Height/Weight: 5-10 / 200

Bats/Throws: Right / Right

Birthdate: April 6, 1971

Opening Day Age: 35

Birthplace/Resides: Framingham, MA / Ashland, MA

Major League Service: 6 years, 59 days

Obtained: Signed to a minor league contract, January 8, 2007

Contract Status: First year of a one-year contract through 2007.



2006 Highlights

Appeared in nine games for Cleveland last year after having his contract purchased from Triple-A Buffalo on May 17...batted .211 (4 for 19) with one RBI, a double, two walks and five strikeouts in nine games for the Tribe before being optioned back to Buffalo on June 11...batted .285 with seven home runs and 38 RBI in 91 games for Buffalo...appeared in 36 games at first base, 29 at second, 11 at third and eight at shortstop...hit right-handers at a .302 (75 for 248) clip but was .232 (19 for 82) vs. left-handers...batted .355 (22 for 62) with seven doubles, two home runs and 10 RBI over his first 16 games of the season...hit safely in 10 of the first 11 games of the year, going 18 for 37 (.486) with five doubles, one home run and six RBI...had back-to-back three hit games vs. Richmond (April 20) and Pawtucket (April 22)...was hitting .316 when his contract was purchased by Cleveland on May 17...made five starts among his nine appearances for the Indians, including three at second base, one at shortstop and one at second base...went hitless in his first seven at bats before singling in his second at bat at Minnesota on May 23...drove in his only run on May 20 vs. Pittsburgh and collected his only extra base hit with a double against Los Angeles on June 2...was optioned back to Buffalo on June 11...was 6 for 12 (.500) with a home run in four games after being optioned before going 6 for 37 (.162) over his final 10 games in June...went 45 for 164 (.274) with nine doubles, three home runs and 22 RBI over the final 45 games of the season.

Career

2005—Signed a minor league contract with the Angels on January 21 and was part of the Opening Day roster after batting .321 (17-53) with three doubles and two triples in 27 Spring Training games...however, was limited to just five games with the Angels after tearing ligaments in

his right ankle on May 1 at Minnesota...began a rehab assignment on August 21 for the Arizona League Angels and later played for Triple-A Salt Lake City...was activated and outrighted off the Angels 40-man roster on October 25 and declared free agency.

2004—Appeared in 71 games for Cleveland after signing a non-roster minor league contract...made 52 starts, including 38 at first base, nine at third, four at second and one start in left field...hit .288 (51 for 177) with four home runs and 23 RBI in his 52 starts...batted .337 (28 for 83) with runners on base and .372 (16 for 43) with runners in scoring position...his start at first base at Minnesota on April 6 was his first at that position since April 22, 1999 vs. Detroit while with Boston...hit .303 in June and .327 in July and batted .299 (40 for 134) in the first half...drove in a career-high four runs on July 18 at Seattle...had a game-ending, pinch-hit single vs. Oakland on July 8...was scratched from the game on August 5 at Toronto and was placed on the 15-day disabled list on August 9 with inflammation in his right elbow...did a two-game rehab stint at Mahoning Valley, August 24 for 25... was 1-10 in four games in September after activation and was limited to pinch hitting and running and first base duties only...last at-bat came on September 15 vs. Detroit.

2003—Spent time with San Diego and Boston...was claimed on waivers by San Diego on March 25 and batted .272 (41 for 151) with one home run and 17 RBI with the Padres...missed 22 games while on the disabled list from disabled list from June 9-July 4 with a sprained medial collateral ligament in his left knee...sustained the injury in a collision with Rondell White...was reacquired by the Red Sox on August 28 in a minor league deal for right-handed pitcher Rene Miniel...appeared in 15 games and made six starts (four at third; two at second) for the Red Sox following the trade...hit .233 (7 for 30) with one RBI...went 3 for 22 (.136) over his final 11 games after going 4-8 over his first five games...came off the bench to deliver a RBI single and score a run in the Red Sox, six-run, 9th inning at Philadelphia on September 1...did not commit an error while with the Red Sox.

2002—Appeared in 84 games for Boston and made 47 starts at second base, six at third and one at shortstop...batted .247 with four home runs and 18 RBI...of his 18 RBI on the season, 13 came at Fenway Park...appeared in four games before being optioned to Triple-A Pawtucket on April 23...was recalled on May 2 and spent the rest of the season in Boston...had a five-game hitting streak (10 for 24, .417) from June 3 to 10...hit .409 (9 for 22) in his 13 games in August.

2001—Split time between Triple-A Pawtucket and Boston...batted .262 with four home runs and 20 RBI in 52 games with Pawtucket and .267 with three home runs and 13 RBI for Boston...began the season at Pawtucket before being recalled on April 6...made his season debut that night as a defensive replacement at second base and collected a single in his only plate appearance...was optioned back to Pawtucket on April 24 but was recalled for a second time on May 10...optioned back to Pawtucket on May 18 and was recalled to Boston for a third time on June 3...was placed on the 15-day disabled list with a contusion in his left elbow after being hit by a pitch by Detroit's Chris Holt...was optioned back to Pawtucket on July 28 and was recalled for a fourth time on September 1 when rosters expanded...hit his first home run of the season on September 28 at Detroit, a pinch hit shot off Matt Perisho...had his first career two-homer game on October 1 at Tampa Bay.

2000—Began the season with the Yokohama Bay Stars of Japan's Central League before signing a minor league contract with Boston on July 31...batted .410 (16 for 39) in 11 games for Triple-A Pawtucket...contract was purchased by the Red Sox on August 14 and he made his season debut that night at third base vs. Tampa Bay and went 1-2...hit safely in each of his first six games (14 for 25, .560), including a streak of five straight multi-hit games...left the game in the third inning at Tampa Bay on August 29 with a mild concussion and missed four games...had a season best seven game hitting streak (13 for 28, .464) from August 19 to 26.

1999—Made the Red Sox Opening Day roster coming out of Spring Training...appeared in a total of 43 games for the Red Sox and batted .254 with one home run and 13 RBI...was optioned to Triple-A Pawtucket on May 2 and was recalled on July 17 after he hit .292 (38-103) with three home runs and 18 RBI for the PawSox...batted .224 (6-17) with three doubles and eight RBI in 27 games from June 16 to August 2 during his second stint with Boston...hit .313 (10-32) with two doubles and six RBI over nine games in June...tied a career high with three RBI on June 26 vs. Chicago...was optioned to Pawtucket on August 2 and played in 32 games with the PawSox before being recalled to Boston on September 7...was part of the Red Sox postseason roster...played in three games in the ALDS vs. Cleveland and hit .333 (2 for 6) with one RBI and a run scored...walked in his only plate appearance in the ALCS vs. New York.

1998—Contract was purchased from Pawtucket on May 9...made his major league-debut at second base on May 10 at Kansas City...made 22 starts at second base and three at third base for Boston...recorded his first Major League hit on May 14 at Minnesota off Mike Morgan in the sixth inning...first ML home run came on May 15 off Kansas City's Jose Rosado, a three-run shot in the second inning during his first career at-bat at Fenway Park...batted .300 (12 for 40) with three doubles, one home run and eight RBI in 16 games during May...recorded a career high three hits on June 14 vs. Tampa Bay...also had a three hit game vs. Chicago on June 16...made 14 starts at second base in June and batted .286 (14 for 49)...placed on the 15-day disabled list on June 29 with patella tendonitis in his left knee...was transferred to the 60-day DL on August 31...was reinstated from the DL on September 12 and went 1 for 7 in his final six appearances of the season.

1997—Began the season with Double-A Trenton and hit .310 with 17 doubles, four triples, five home runs and 37 RBI in 69 games...batted .322 in April, .337 in May and .320 with two home runs in June...selected to the Double-A All-Star Game as a third baseman...was hitting a season high .352 on May 24 and was promoted to Triple-A Pawtucket on June 23...hit .320 with three home runs and 18 RBI in 28 games with Pawtucket in July...had a season high eight-game hitting streak (13 for 30, .433) from July 4-12...sprained his left knee vs. Rochester on August 16...played for Orientale in the Venezuelan Winter League.

1996—Hit a combined .243 (52 for 214) with Single-A Fort Myers, Double-A Trenton and Triple-A Pawtucket...played all four infield positions with Trenton, including 20 games at third base, eight games at second, two at shortstop and one at first.

1995—Played 93 games for Double-A Trenton and was fourth on the team in batting (.277), fifth in at-bats (318) and tied for fifth in games played (93)...also played for the Phoenix Desert Dogs in the Arizona Fall League, where he batted .271 in 35 games.

1994—Spent the season at Single-A Sarasota where he hit .286 (120 for 419) with 16 doubles, one home run and 63 RBI in 113 games.

1993—Split his first professional season between Single-A Fort Lauderdale and Fort Myers of the Gulf Coast League...hit a combined .253 (43 for 170).

Personal / Miscellaneous

Louis William Merloni...was Boston's 10th round pick in the 1993 June Draft...graduated from Framingham (MA) South High School in 1989...attended Providence College...earned Big East Co-Player of the Year honors...compiled a .333 collegiate career average...hit 13 home runs as a senior...hit .324 for Cotuit in the Cape Cod Summer League and won the batting title in 1992.

Lifetime Playing Record

Year	Club	AVG.	G	AB	R	H	2B	3B	HR	RBI	SH	SF	HP	BB	SO	SB	CS	SLG	OBP	E
1993	CLEVELAND	.211	9	19	1	4	1	0	0	1	2	0	0	2	5	1	0	.263	.286	0
	GCL Red Sox	.357	4	14	4	5	1	0	0	1	0	0	1	1	1	1	1	1.429	.438	1
	Ft. Lauderdale	.244	44	156	14	38	1	1	2	21	0	4	1	13	26	1	1	1.301	.299	8
1994	Sarasota	.286	113	419	59	120	16	2	1	63	7	10	7	36	57	5	2	.341	.345	18
1995	Trenton	.277	93	318	42	88	16	1	1	30	11	2	11	39	50	7	7	.343	.374	20
1996	Trenton	.232	28	95	11	22	6	1	3	16	1	0	5	9	18	0	2	1.411	.330	8
	GCL Red Sox	.250	1	4	1	0	0	0	0	1	0	1	0	0	0	0	0	.250	.200	0
1997	Trenton	.310	69	255	49	79	17	4	5	37	1	4	12	30	43	3	2	.467	.402	9
	Pawtucket	.297	49	165	24	49	10	0	5	24	1	1	4	15	20	0	2	.448	.368	4
1998	Pawtucket	.386	27	88	17	34	3	1	8	22	1	0	8	16	13	2	2	.716	.518	2
	BOSTON	.281	39	96	10	27	6	0	1	15	1	0	2	7	20	1	0	.375	.343	5
1999	BOSTON	.254	43	126	18	32	7	0	1	13	3	1	2	8	16	0	0	.333	.307	10
	Pawtucket	.279	66	229	45	64	14	1	7	36	0	1	9	30	38	1	1	.441	.383	12
2000	Yokohama	.213	42	94	10	20	4	0	1	3	0	0	1	7	15	0	0	.287	.275	0
	Pawtucket	.410	11	39	6	16	2	0	1	5	0	0	0	3	3	0	0	1.538	.452	4
2001	BOSTON	.320	40	128	10	41	11	2	0	18	4	2	1	4	22	1	0	.438	.341	7
	Pawtucket	.262	52	195	30	51	12	0	4	20	3	0	5	15	37	2	0	.385	.330	10
2002	BOSTON	.267	52	146	21	39	10	0	3	13	2	2	3	6	31	2	1	.397	.306	3
	BOSTON	.247	84	194	28	48	12	2	4	18	2	1	5	20	35	1	2	.392	.332	5
2003	Pawtucket	.200	8	25	1	5	2	0	0	2	0	1	1	1	3	0	0	.250	.280	0
	SAN DIEGO	.272	65	151	20	41	7	2	1	17	2	3	1	22	33	2	3	.364	.362	5
2004	Lake Elsinore	.474	5	19	3	9	3	0	1	7	0	1	0	1	0	0	0	.789	.476	0
	BOSTON	.233	15	30	4	7	1	0	0	1	0	0	0	4	8	0	0	.267	.324	0
2005	CLEVELAND	.289	71	190	25	55	12	1	4	28	4	3	3	14	41	1	2	.426	.343	4
	Mahoning Val.	.250	2	8	1	2	0	0	1	4	0	0	0	0	3	0	0	.625	.250	0
2006	LOS ANGELES (AL)	.000	5	5	1	0	0	0	0	1	0	1	0	1	2	0	0	.000	.143	0
	AZ Angels	.333	6	15	3	5	1	0	0	2	0	0	2	2	0	0	0	.400	.412	0
2006	Salt Lake City	.320	6	25	6	8	3	0	0	6	0	0	1	2	5	0	0	.440	.393	0
	Buffalo	.285	91	330	33	94	22	0	7	38	1	3	11	20	49	0	2	.415	.361	9
	CLEVELAND	.211	9	19	1	4	1	0	0	1	2	0	0	2	5	1	0	.263	.286	0
ML TOTALS		.271	423	1085	138	294	67	7	14	125	13	20	17	88	213	9	8	.384	.332	41

Career Transactions

1993—Selected by Boston in the 10th round of the free agent draft. **1998**—On disabled list, June 29 to July 12. **1999**—Contract purchased by Yokohama (Japan). **2000**—Signed a free agent contract with the Boston Red Sox, July 28. **2001**—On disabled list, June 6-21. **2003**—Claimed on waivers from the San Diego Padres, March 25; traded to Boston for Rene Miniel, August 28; granted free agency, December 21. **2004**—Signed a free agent contract with Cleveland, January 12; on disabled list, August 9 to September 1; granted free agency, October 14. **2005**—Signed a free agent contract with the Los Angeles-AL, Feb. 15; on disabled list, May 2 until remainder of the season; granted free agency, October 28; signed a free agent contract with Cleveland, December 19. **2006**—Contract purchased from Triple-A Buffalo, May 17; signed a free agent contract with Oakland, January 8.

Division Series Record

Year	Club/Opp.	AVG.	G	AB	R	H	2B	3B	HR	RBI	SH	SF	HP	BB	SO	SB	CS	SLG	OBP	E
1999	BOS vs. CLE	.333	3	6	1	2	0	0	0	0	0	0	0	1	1	0	0	.333	.429	1

League Championship Series Record

Year	Club/Opp.	AVG.	G	AB	R	H	2B	3B	HR	RBI	SH	SF	HP	BB	SO	SB	CS	SLG	OBP	E
1999	BOS vs. NY	.000	1	0	0	0	0	0	0	0	0	0	0	1	0	0	0	.000	1.000	0

FRONT OFFICE
2007 ATHLETICS
REVIEW
RECORDS
HISTORY
OPPONENTS
PLAYER DEVELOPMENT
MISCELLANEOUS

FRONT OFFICE

vs. The American League

2006 AVG.	AB	H	HR	RBI	CAREER vs. TEAM	AVG.	AB	H	HR	RBI
—	0	0	0	0	Baltimore	.303	89	27	3	12
—	0	0	0	0	Boston	.077	13	1	0	1
.250	4	1	0	0	Chicago	.286	98	28	1	11
—	0	0	0	0	Cleveland	.288	52	15	1	5
.000	4	0	0	0	Detroit	.228	101	23	2	7
—	0	0	0	0	Kansas City	.280	50	14	1	11
.500	2	1	0	0	Los Angeles	.200	20	4	0	1
.667	3	2	0	0	Minnesota	.317	41	13	0	3
—	0	0	0	0	New York	.242	66	16	0	5
—	0	0	0	0	Oakland	.194	31	6	0	3
—	0	0	0	0	Seattle	.333	18	6	1	5
—	0	0	0	0	Tampa Bay	.320	150	48	3	14
—	0	0	0	0	Texas	.372	43	16	0	8
—	0	0	0	0	Toronto	.276	76	21	1	11

2007 ATHLETICS

REVIEW

vs. The National League

2006 AVG.	AB	H	HR	RBI	CAREER vs. TEAM	AVG.	AB	H	HR	RBI
—	0	0	0	0	Arizona	.297	37	11	1	5
—	0	0	0	0	Atlanta	.159	44	7	0	6
—	0	0	0	0	Chicago	.500	4	2	0	0
—	0	0	0	0	Cincinnati	.167	12	2	0	3
—	0	0	0	0	Colorado	.400	20	8	0	4
—	0	0	0	0	Florida	.240	25	6	0	3
—	0	0	0	0	Houston	.267	15	4	1	2
—	0	0	0	0	Los Angeles	.067	15	1	0	1
—	0	0	0	0	Milwaukee	.091	11	1	0	0
—	0	0	0	0	New York	.200	20	4	0	1
—	0	0	0	0	Philadelphia	.250	12	3	0	1
.000	6	0	0	1	Pittsburgh	.000	9	0	0	1
—	0	0	0	0	San Diego	.000	6	0	0	0
—	0	0	0	0	San Francisco	.455	11	5	0	1
—	0	0	0	0	St. Louis	.500	2	1	0	0
—	0	0	0	0	Washington	.556	9	5	0	2

RECORDS

HISTORY

Monthly Breakdown

2006 AVG.	AB	H	HR	RBI	CAREER by MONTH	AVG.	AB	H	HR	RBI
—	0	0	0	0	April	.310	113	35	0	10
.176	17	3	0	1	May	.238	185	44	3	16
.500	2	1	0	0	June	.300	217	65	1	32
—	0	0	0	0	July	.234	201	47	5	24
—	0	0	0	0	August	.323	133	43	1	21
—	0	0	0	0	September	.233	202	47	1	16
—	0	0	0	0	October	.382	34	13	3	6

OPPONENTS

Batting Breakdown

2006 AVG.	AB	H	HR	RBI	CAREER by CATEGORY	AVG.	AB	H	HR	RBI
.167	12	2	0	1	Home	.276	519	143	4	67
.286	7	2	0	0	Road	.267	566	151	10	58
.000	9	0	0	0	Day	.249	389	97	4	52
.400	10	4	0	1	Night	.278	696	197	10	73
.125	16	2	0	1	Grass	.266	916	244	10	108
.667	3	2	0	0	Turf	.296	169	50	4	17
.211	19	4	0	1	Pre-ASG	.272	626	170	4	70
—	0	0	0	0	Post-ASG	.270	459	124	10	55
.222	9	2	0	0	vs. LHP	.267	423	113	10	61
.200	10	2	0	1	vs. RHP	.273	662	181	4	64
.200	5	1	0	1	RISP	.304	273	83	1	106
.000	1	0	0	0	Bases Loaded	.289	38	11	0	29
1.000	1	1	0	0	PH	.429	28	12	0	1
—	0	0	0	0	DH	.000	4	0	0	2

PLAYER DEVELOPMENT

MISCELLANEOUS

Ballpark Breakdown

	AVG.	AB	H	HR	RBI
Ameriquest Field	.286	7	2	0	2
Angel Stadium	.286	7	2	0	0
AT&T Park	.667	6	4	0	1
Camden Yards	.310	42	13	2	5
Chase Field	.313	16	5	0	1
Comerica Park	.283	46	13	1	3
Coors Field	.00	2	0	0	0
Dodger Stadium	.000	6	0	0	0
Dolphin Stadium	.273	11	3	0	2
Fenway Park	.285	337	96	2	44
Great American	.286	7	2	0	0
Jacobs Field	.260	131	34	2	15
Kauffman Stadium	.269	26	7	0	6
McAfee Coliseum	.214	14	3	0	0
Metrodome	.259	27	7	0	1
Miller Park	.000	5	0	0	0
Olympic Stadium	.600	5	3	0	0
PNC Park	.000	1	0	0	0
Qualcomm Stadium	.211	95	20	1	10
Rogers Centre	.277	47	13	1	5
Safeco Field	.500	8	4	1	4
Shea Stadium	.267	15	4	0	1
Tiger Stadium	.000	7	0	0	0
Tropicana Field	.301	83	25	3	10
Turner Field	.167	36	6	0	6
U.S. Cellular Field	.271	59	16	1	5
Veterans Stadium	.286	7	2	0	1
Wrigley Field	1.000	1	1	0	0
Yankee Stadium	.290	31	9	0	3

Merloni's Career Highs

Hits: 4 (two times), last: October 3, 2001 at Tampa Bay
Runs: 4, July 23, 2002 vs. Tampa Bay
Doubles: 2 (six times), last: July 5, 2005 vs. Texas
Triples: 1 (seven times), last: August 16, 2003 at Florida
Home Runs: 2, October 1, 2001 at Tampa Bay
Runs Batted In: 4, July 18, 2004 at Seattle
Walks: 2 (eight times), last: May 11, 2004 at Boston
Strikeouts: 3 (three times), last: Sept. 28, 2003 at Tampa Bay
Stolen Bases: 1 (nine times), last: May 23, 2006 at Minnesota
Hitting Streak: 8, June 3-10, 2002
Hitless Streak (At Bats): 18, June 6 to July 2, 2002; Sept. 12, 2004 to May 23, 2006

Merloni's Career Home Run Chart

Multi-Homer Games: 1, October 1, 2001 at Tampa Bay. **Three-Homer Games:** None. **Two-Homer Games:** 1, October 1, 2001 at Tampa Bay. **Grand Slams:** None. **Pinch-Hit Home Runs:** 1, September 28, 2001 at Detroit (Matt Perisho). **Inside-The-Park Home Runs:** None. **Game Ending Home Runs:** None. **Lead Off Home Runs:** None.

Fielding Statistics

First Base

YEAR	PCT.	G	PO	A	E	TC	DP
1999	.909	1	9	1	1	11	0
2002	1.000	3	1	0	0	1	0
2003	1.000	2	5	0	0	5	1
2004	.997	42	282	14	1	297	18
2005	--	1	0	0	0	0	0
Totals	.994	49	297	15	2	314	19

Second Base

YEAR	PCT.	G	PO	A	E	TC	DP
1998	.974	32	47	66	3	116	10
1999	.949	8	17	20	2	39	4
2001	.947	5	10	8	1	19	3
2002	.988	66	99	142	3	244	28
2003	.967	17	14	15	1	30	4
2004	.967	7	12	17	1	30	4
2006	1.000	3	3	3	0	6	0
Totals	.977	138	202	271	11	484	53

Third Base

YEAR	PCT.	G	PO	A	E	TC	DP
1998	.857	5	5	7	2	14	0
1999	.885	9	6	17	3	26	1
2000	.928	40	26	64	7	97	3
2001	---	1	0	0	0	0	0
2002	.967	8	5	24	1	30	1
2003	.945	32	18	51	4	73	4
2004	.955	10	1	20	1	22	0
2005	1.000	4	1	8	0	9	0
2006	1.000	3	1	3	0	4	2
Totals	.935	112	63	194	18	275	11

Shortstop

YEAR	PCT.	G	PO	A	E	TC	DP
1998	---	1	0	0	0	0	0
1999	.956	24	36	50	4	90	12
2001	.987	45	54	100	2	156	19
2002	.857	5	2	4	1	7	1
2003	.987	23	35	43	1	79	11
2006	1.000	3	0	4	0	4	1
Totals	.976	101	127	201	8	336	44

Outfield

YEAR	PCT.	G	PO	A	E	TC	DP
1999	---	1	0	0	0	0	0
2002	---	2	0	0	0	0	0
2003	1.000	3	2	0	0	2	0
2004	.750	4	2	1	1	4	0
Totals	.833	10	4	1	1	6	0

FRONT OFFICE
 2007 ATHLETICS
 REVIEW
 RECORDS
 HISTORY
 OPPONENTS
 PLAYER DEVELOPMENT
 MISCELLANEOUS

Mike Mitchell

64



Right-Handed Pitcher

Height/Weight: 6-2 / 201

Bats/Throws: Right / Right

Birthdate: October 27, 1981

Opening Day Age: 25

Birthplace/Resides: St. Louis, Missouri / St. Peters, Missouri

Major League Service: None

Obtained: Selected in the 35th round of the June, 2003 draft

Contract Status: First year of a one-year contract through 2007.

2006 Highlights

Saw action at all three levels of the organization and was a combined 3-1 with a 3.22 ERA (24 er in 67.0 ip) and 18 saves in 52 appearances, all in relief...had 59 strikeouts and 26 walks in a combined 67.0 innings at all three stops...was 1-1 with a 2.85 ERA (13 er in 41.0 ip) and 18 saves in 33 appearances for Single-A Stockton, 2-1 with a 3.60 ERA (8er in 20.0ip) in 14 appearances at Double-A Midland and 0-0 with a 4.50 ERA (3 er in 6.0 ip) in five appearances at Triple-A Sacramento...ranked fifth in the California League with 18 saves...began the season at Single-A Stockton and made 32 appearances for the Ports before being promoted to Triple-A Sacramento...did not receive a decision in two appearances for the River Cats against Salt Lake City on July 7 and July 9 (1er in 3.0ip)...was returned to Stockton and made his last appearance with the Ports on July 12 and recorded a save against High Desert...was moved back to Sacramento and made three more appearances for the River Cats before finishing the season at Double-A Midland...made his first appearance for the RockHounds on July 22 and took the loss after allowing two runs on four hits in 1.0 inning of relief at Corpus Christi...allowed two more earned runs in 1.2 innings of work in his next outing against Frisco on July 24...allowed just one run over his next eight outings (9.2 ip) from July 26 to August 16...allowed three earned runs over his last four regular season appearances (7.2 ip)...worked one scoreless outing vs. Corpus Christi in the Texas League Divisional Series.

Career

2005—Began the season at Single-A Vancouver before being promoted to Single-A Kane County...was 0-0 with five saves in seven appearances (9.1 ip) at Vancouver...did not allow and earned run in his seven appearances...earned saves in each of his final four outings before being promoted to Kane County...was 0-0 with three saves and posted a 3.24 ERA (9 er in 25.0 ip) in 19 appearances for the Cougars...fanned 19 and walked 11 in 25.0 innings of work...earned saves in consecutive outings vs. Cedar Rapids (Aug. 13-14) and Western Michigan (August 17).

2004—Made his professional debut with the A's in the Arizona Rookie League...was 1-0 with a save and a 1.33 ERA (2er in 13.1ip) in seven relief appearances.

Personal/Miscellaneous

Michael David Mitchell was originally signed by A's scout Jim Pransky...graduated from Fort Zumwalt South (St. Peters, MO) High School in 2000...attended St. Charles Community College...was drafted in the 35th round of the 2003 draft and did not sign until November 10.

Lifetime Pitching Record

Year	Club	W	L	ERA	G	GS	CG	SHO	SV	IP	H	R	ER	HR	HB	BB	IBB	SO	WP	BK
2004	AZL A's	1	0	1.35	7	0	0	0	1	13.1	14	4	2	0	3	1	0	7	0	0
2005	Vancouver	0	0	0.00	7	0	0	0	5	9.1	4	1	0	0	1	4	1	6	1	0
	Kane County	0	0	3.24	19	0	0	0	3	25.0	24	11	9	2	2	11	1	19	5	0
2006	Stockton	1	1	2.85	33	0	0	0	18	41.0	37	14	13	0	0	14	0	41	3	0
	Sacramento	0	0	4.50	5	0	0	0	0	6.0	5	3	3	1	1	1	0	3	1	0
	Midland	2	1	3.60	14	0	0	0	0	20.0	24	11	8	1	1	11	1	15	0	1

Career Transactions

2003 — Selected by the Oakland Athletics organization in the 35th round of the June draft.

Landon Powell

69



Catcher

Height/Weight: 6-3 / 240

Bats/Throws: Switch / Right

Birthdate: March 19, 1982

Opening Day Age: 25

Birthplace/Resides: Raleigh, North Carolina / Longwood, Florida

Major League Service: None

Obtained: Selected in the 1st round (24th selection overall) of the June, 2004 draft

Contract Status: First year of a one-year contract through 2007.

2006 Highlights

Played 90 games at Single-A Stockton before moving up to Double-A Midland for 12 games late in the year...batted .264 (97 for 367) with 16 home runs and 51 RBI in a combined 102 games...batted .264 with 12 doubles, 15 home runs and 47 RBI at Stockton...made 82 appearances behind the plate and made just four errors in 684 total chances for a .994 fielding percentage, which was the best mark in the California League...tossed out 51.5 percent (50 of 97) of attempted base steals, which was the third best mark in the Cal League...batted .290 (67 for 231) vs. right-handed pitchers and .200 (19 for 95) vs. left-handers at Stockton...hit 10 of his 15 home runs with the Ports off right-handers...batted .222 (22 for 99) with runners in scoring position...got off to a fast start, hitting safely in 13 of his first 16 games (18 for 56, .321)...was 16 for 65 (.246) over his next 18 games and was batting .282 at the end of May...was hitting .277 at the end of June but was just 19 for 86 (.221) in 24 games in July which caused his average to slip to .260...hit at a .289 (13 for 45) in 12 games in August...was promoted to Double-A Midland and made his debut with the RockHounds on August 19 vs. Arkansas...batted .268 (11 for 44) with one home run and four RBI in 12 games for Midland...was 4 for 26 (.154) over his first seven games before going 7 for 15 (.467) with a homer and four RBI over his last five games...went 3 for 4 with a home run and three RBI on September 2 vs. Frisco...batted .170 (9 for 53) with two RBI in 16 games with the Phoenix Desert Dogs in the Arizona Fall League.

Career

2005—Sat out the entire season after tearing his ACL in January.

2004—Was selected by the A's with the first round pick of the Boston Red Sox in the June draft as compensation for the signing of free agent pitcher Keith Foulke...signed on July 19 and began his professional career at Single-A Vancouver of the Northwest League...batted .244 with three home runs and 19 RBI in 38 games...added 26 walks for a .368 on-base percentage...batted .257 (27 for 105) with all three of his home runs against right-handed pitching and .200 (6 for 30) against left-handers...batted .154 (6 for 39) over his first 11 games through August 8...the put together a 10-game hitting streak (16 for 36, .444) from August 9 to 18 that boosted his average to .293...went 11 for 60 (.183) over his final 17 games to finish the season hitting .244...committed just one error in 20 games at catcher for a .994 fielding percentage...also hit .242 (15 for 62) in 18 games at designated hitter...hit his first professional home run on July 24 at Spokane...had his first of five three-hit games on July 29 against Yakima...had a pair of doubles and also homered in the game, giving him two home runs in his first eight games...homered just once over his final 30 games...had a season high three RBI on August 30 vs. Everett...went 0 for 19 over a six-game stretch from August 31 to September 4 before collecting three hits in the final regular season game on September 5 at Eugene...hit .250 (3 for 12) with three doubles and three RBI in three playoff games for the Canadians.

Personal/Miscellaneous

Landon Reed Powell was signed by A's scout Michael Holmes...was selected with the first round pick of the Boston Red Sox as compensation for the loss of free agent Keith Foulke...graduated from Apex (NC) High School in 2000 and was a second team Baseball America High School All-America selection in 2000 after leading his team to the North Carolina 4-A State Championship...attended the University of South Carolina where he helped the Gamecocks to three straight College World Series appearances from 2002-04...earned All-CWS honors in 2002...played for the U.S. National Team in 2002...was an All-Southeastern Conference selection in 2003 and 2004...hit .339 with 10 home runs, 61 RBI and a league-leading 46 walks in 67 games in 2003...hit .330 with 19 home runs, 66 RBI and 47 walks in 70 games as a senior in 2004.

Lifetime Playing Record

Year	Club	AVG.	G	AB	R	H	2B	3B	HR	RBI	SH	SF	HP	BB	SO	SB	CS	SLG	OBP	E
2004	Vancouver	.244	38	135	24	33	6	1	3	19	0	1	1	26	22	0	0	.370	.368	1
2005						(Injured - did not play)														
2006	Stockton	.264	90	326	44	86	12	0	15	47	1	3	2	43	77	0	0	.439	.350	4
	Midland	.268	12	41	4	11	0	0	1	4	0	0	1	3	12	0	0	.341	.333	2

Career Transactions

2003 — Selected by the Chicago White Sox organization in the 25th round of the free agent draft, June 3; did not sign. **2004** — Selected by the Oakland Athletics organization in the 1st round (24th selection overall) of the free agent draft, June 7.

Erasmus Ramirez

61



Left-Handed Pitcher

Height/Weight: 6-0 / 190

Bats/Throws: Left / Left

Birthdate: April 29, 1976

Opening Day Age: 30

Birthplace/Resides: Santa Ana, California / Santa Ana, California

Major League Service: 2 years, 35 days

Obtained: Signed to a minor league contract, November 3, 2006

Contract Status: First year of a one-year contract through 2007.

2006 Highlights

Spent the entire season at Triple-A Oklahoma City and was 6-3 with nine saves and a 3.59 ERA (27 er in 67.2 ip) in 54 appearances, all in relief...struck out 47 and walked just five in 67.2 innings of work...limited left-handers to a .239 average (22 for 92) while right-handers hit .275 (47 for 171)...allowed just one earned run over his first six outings (8.1 ip) through May 2...allowed five earned runs and 10 hits over his next four outings (3.1 ip) from May 6 to 11...then worked six consecutive scoreless outings (7.1 ip) from May 13 to May 24 to begin a stretch in which he allowed just five earned runs in 16 outings from May 13 to June 17...the five runs came in two outings at New Orleans (May 27) and vs. Albuquerque (June 1)...was then roughed up for seven runs and 12 hits over his next five outings from June 22 to July 2...allowed just nine earned runs over his last 23 appearances (27.0 ip) for a 3.00 ERA...went 2-2 with and recorded seven of his nine saves during that stretch...was 2-0 with a 5.59 ERA (6 er in 9.2 ip) in nine Spring Training outings with the Rangers.

Career

2005—Appeared in 16 games for Texas over three stints with the club...did not receive a decision and potted a 3.91 ERA...was with the Rangers from July 14-23, August 9-13 and August 27-end of season...began the season on the 15-day disabled list with a strained left middle finger...rehabbed the injury at extended Spring Training in Surprise, Arizona...was activated from the DL on June 30 and optioned to Oklahoma...was recalled on July 14 and made first major league appearance of the season on July 15 at Oklahoma, inducing an inning-ending double play grounder from Mark Kotsay, the only batter he faced...did not allow a run in 4.0 innings over first three big league outings in 2005...recorded a 10.13 ERA in five outings from July 20-August 28 to raise his ERA to 5.79...posted a 2.63 ERA in his final eight appearances to finish the season with a 3.91 ERA...permitted runs in 7 of 16 outings...allowed 4 of 16 (25%) inherited runners to score and was 0 for 1 in save opportunities...opposing batters hit .273, with left-handers batting .350 and right-handers batting .208...first batters hit .286 with one walk...went 0-0 with a 3.79 and one save in 16 appearances with Oklahoma...allowed runs in 5 of 16 outings...earned his lone save on July 1 vs. Iowa, retiring the only batter he faced for the game's final out...recorded season-high 2.0 innings on four occasions.

2004—Ranked seventh on the staff with 34 relief appearances over three stints with Texas...permitted a run in 11 of 34 appearances and allowed 12 of 39 (30.8%) inherited runners to score...first batters hit .267 (8 for 30) with four walks...was 0 for 2 in save opportunities...made an Opening Day roster for the first time in his career...posted a 3.15 ERA over his first 20 appearances through June 7...was optioned to Triple-A Oklahoma on June 18...recalled on July 26 and pitched 1.2 shutout innings on July 31 before he was optioned again on August 2...recalled by club for final time on August 12...tossed 1.2 shutout innings on August 16 vs. Cleveland and was placed on disabled list on August 23 with left shoulder tendinitis...it was first DL stint of his career...activated on September 1 and had a 4.32 ERA over his final nine outings to finish at 4.29...matched his career-high with 34 appearances...pitched less than 1.0 innings 11 times...opponents batted .252 with lefties at .290 and right-handers at .219...held opponents to a .190 average with runners in scoring position...allowed home runs to both John Mabry and Roger Cedeño on June 13 vs. St. Louis, but permitted no long balls in his final 12 outings and 13.0 innings...made 14 relief appearances in the Pacific Coast League, posting a 3.93 ERA over his final 13 outings with Oklahoma...pitched at least 2.0 innings on five occasions, including season-high 3.0 frames on July 6 at New Orleans...opposing PCL batters hit .299, with lefties at .176.

2003—In his first major league action, made 34 relief appearances over three stints with Texas...posted career highs in innings (49.0) and strikeouts (28)...permitted a run in 11 of 34 games with 4 of 17 inherited runners crossing the plate...first batters hit .355...was 0 for 1 in save opportunities...purchased from Double-A Frisco on April 27, pitching 0.1 scoreless inning in his big league debut on April 30 in Toronto...worked 1.1 frames without allowing a run in two outings before he was sent outright to Triple-A Oklahoma on May 3...purchased from the Red Hawks on June 8 before returning to Oklahoma on June 22...recalled for the remainder of year on July 21...had a 0.81 ERA in his first 12 games after return...that included a string of 15.2 consecutive scoreless innings, July 31-August 18...season ERA was 2.53 through August 18, but had a 6.35 ERA in his final 14 appearances...recorded his first big league victory on July 23 vs. Anaheim with all three wins coming in span of five appearances, July 23-August 2...worked 3.0 innings twice, both vs. Detroit, August 12 and 18...opponents batted .251, including .250 vs. left-handers and .252 against right-handed hitters...began the season at Oklahoma and went 0-0 with a 1.59 ERA in his first four appearances before being sent to Frisco on April 17...made three appearances for the Rough Riders and went 1-0 with a 6.00 ERA...returned to Oklahoma on May 3...during the month of May, went 2-0 with a 1.46 ERA and two saves...opponents hit .257, including .242 by left-handers and .262 by right-handers...pitched a season-high 3.2 innings on June 2 vs. Colorado Springs with season-high three strikeouts in that outing.

2002—Split the season between Double-A Tulsa and Triple-A Oklahoma...lost his first two decisions with Tulsa, before going 4-0 with two saves the rest of the way, earning a promotion to Oklahoma...continued his winning streak with the Red Hawks going 3-0 with a save in his first five outings...did not allow an earned run in his first 12 appearances...posted a 1.29 ERA in 25 showings for Oklahoma City...held the opposition to a .195 average.

2001—Combined to go 7-3 with a 3.10 ERA with three different teams...opened the season with Single-A San Jose of the California League, going eight games and 12.0 innings without allowing a run, April 16-May 3...won consecutive games on April 26 at Modesto and April 28 vs. Lancaster...held CL opponents to a .193 average and lefties went 0 for 21...had 33 strikeouts against five walks when promoted to Double-A Shreveport in mid-May...allowed runs in his first two outings before posting a 1.08 ERA over his next 17 outings...made his lone start on July 6 vs. Tulsa...allowed runs in five of 12 games for Tulsa after July trade...struck out a season-high six on August 19 at Round Rock.

2000—Spent the year with Shreveport, posting a 5.06 ERA before allowing runs in 16 of his final 22 games and taking four losses in that span...registered a season-high five strikeouts on two occasions, including his last start on September 1 vs. Arkansas.

1999—Missed all of June and July with an injury...over his final 14 games, posted 1.08 ERA...recorded a season-high five strikeouts on April 27 vs. Lancaster...went 2-0 with a 0.92 ERA on the road while having a 4.50 ERA at home.

1998—Made his professional debut with Single-A Salem-Keizer of the Northwest League before finishing the season with Single-A Bakersfield in the California League.

Personal/Miscellaneous

Erasmus Ramirez...played collegiately at Cal State Fullerton (1998) and Cal State Northridge (1995-97)...went 11-5 with a 3.66 ERA in one year at Fullerton and 25-6 in two seasons at Northridge...graduated from Saddleback HS (CA), where he went 7-3 with a 3.24 ERA as a senior... his brother, Ivan, was a 50th round draft selection by Texas in 2004...wife's name is Veronica Vallejo-Ramirez the couple has one daughter, Liliana Monserrat (10/27/03).

Lifetime Pitching Record

Year	Club	W	L	ERA	G	GS	CG	SHO	SV	IP	H	R	ER	HR	HB	BB	IBB	SO	WP	BK
1998	Salem-Keizer	0	1	3.72	9	2	0	0	0	19.1	19	11	8	3	1	2	0	23	0	0
	Bakersfield	1	1	3.38	14	0	0	0	3	21.1	10	8	8	0	2	6	0	17	1	3
1999	San Jose	2	0	2.67	31	0	0	0	5	57.1	42	18	17	2	1	8	0	52	2	0
2000	Shreveport	0	5	6.44	39	2	0	0	1	58.2	80	45	42	7	3	21	5	46	0	0
2001	San Jose	3	2	3.41	17	0	0	0	1	31.2	23	14	12	2	0	5	0	33	2	0
	Shreveport	2	0	2.16	22	1	0	0	1	33.1	25	10	8	1	3	5	0	39	2	0
2002	Tulsa	2	1	4.41	12	0	0	0	0	16.1	17	8	8	3	0	5	0	18	0	0
	Tulsa	4	2	3.00	34	0	0	0	2	54.0	51	23	18	1	4	8	0	34	1	0
2003	Oklahoma	4	1	1.29	25	0	0	0	1	21.0	15	5	3	0	1	4	1	17	1	0
	Oklahoma	2	1	1.53	22	0	0	0	4	35.1	36	8	6	0	0	2	0	20	0	0
2004	Frisco	1	0	6.00	3	0	0	0	0	3.0	4	2	2	1	0	1	0	4	1	0
	TEXAS	3	1	3.86	34	0	0	0	0	49.0	46	21	21	4	4	9	0	28	1	0
2005	TEXAS	5	3	4.29	34	0	0	0	0	35.2	34	19	17	5	3	7	1	21	1	0
	Oklahoma	1	0	7.20	14	0	0	0	0	20.0	25	16	16	2	1	6	1	10	1	0
2006	TEXAS	0	0	3.91	16	0	0	0	0	23.0	24	10	10	3	2	3	0	6	0	0
	Oklahoma	0	0	3.79	16	0	0	0	1	19.0	19	10	8	3	3	5	0	11	0	0
2006	Oklahoma	6	3	3.59	54	0	0	0	9	67.2	69	27	27	5	4	7	0	47	0	0
ML Totals		8	4	4.01	84	0	0	0	0	107.2	104	50	48	12	9	19	1	55	2	0

Career Transactions

1998 — Selected by the San Francisco Giants organization in the 11th round of the June draft. **2001** — Traded to the San Francisco Giants with RHP Todd Ozaiss and OF Chris Magruder for 1B Andres Galarraga, July 24. **2003** — On disabled list, August 17 to 31. **2005** — On disabled list, April 2 to June 30; included rehabilitation assignment to Oklahoma, June 18 to 30. **2006** — Elected free agency, October 5; signed by the Oakland Athletics organization to a minor league contract, November 3.

vs. The American League

2006	ERA	W	L	SV	G	IP	H	HR	ER	SO	CAREER vs. TEAM	ERA	W	L	SV	G	IP	H	HR	ER	SO
—	0	0	0	0	0	0.0	0	0	0	0	Baltimore	0.00	0	0	0	2	1.2	2	0	0	2
—	0	0	0	0	0	0.0	0	0	0	0	Boston	1.59	2	0	0	5	5.2	3	0	1	4
—	0	0	0	0	0	0.0	0	0	0	0	Chicago	3.12	0	0	0	5	8.2	10	1	3	0
—	0	0	0	0	0	0.0	0	0	0	0	Cleveland	0.00	3	0	0	3	3.1	1	0	0	1
—	0	0	0	0	0	0.0	0	0	0	0	Detroit	1.08	0	1	0	4	8.1	3	0	1	8
—	0	0	0	0	0	0.0	0	0	0	0	Kansas City	5.40	0	1	0	6	6.2	10	0	4	1
—	0	0	0	0	0	0.0	0	0	0	0	Los Angeles	2.51	2	0	0	10	14.1	10	1	4	10
—	0	0	0	0	0	0.0	0	0	0	0	Minnesota	3.86	0	0	0	4	4.2	6	0	2	4
—	0	0	0	0	0	0.0	0	0	0	0	New York	2.79	0	0	0	8	9.2	5	2	3	2
—	0	0	0	0	0	0.0	0	0	0	0	Oakland	5.09	0	0	0	13	17.2	19	1	10	7
—	0	0	0	0	0	0.0	0	0	0	0	Seattle	8.64	0	1	0	8	8.1	12	2	8	3
—	0	0	0	0	0	0.0	0	0	0	0	Tampa Bay	3.00	1	0	0	3	3.0	3	1	1	3
—	0	0	0	0	0	0.0	0	0	0	0	Texas	—	0	0	0	0	0.0	0	0	0	0
—	0	0	0	0	0	0.0	0	0	0	0	Toronto	3.38	0	0	0	5	5.1	5	1	2	6

FRONT OFFICE

vs. The National League

2006 ERA	W	L	SV	G	IP	H	HR	ER	SO	CAREER vs. TEAM	ERA	W	L	SV	G	IP	H	HR	ER	SO
—	0	0	0	0	0.0	0	0	0	0	Cincinnati	6.75	0	1	0	1	1.1	3	0	1	0
—	0	0	0	0	0.0	0	0	0	0	Florida	0.00	0	0	0	1	1.0	2	0	0	0
—	0	0	0	0	0.0	0	0	0	0	Houston	0.00	0	0	0	1	1.0	0	0	0	0
—	0	0	0	0	0.0	0	0	0	0	New York	11.57	0	0	0	1	2.1	3	1	3	2
—	0	0	0	0	0.0	0	0	0	0	Pittsburgh	10.80	0	0	0	2	1.2	3	0	2	1
—	0	0	0	0	0.0	0	0	0	0	St. Louis	16.20	0	0	0	1	1.2	3	2	3	1
—	0	0	0	0	0.0	0	0	0	0	Washington	0.00	0	0	0	1	1.1	1	0	0	0

2007 ATHLETICS

Monthly Breakdown

2006 ERA	W	L	SV	G	IP	H	HR	ER	SO	CAREER by MONTH	ERA	W	L	SV	G	IP	H	HR	ER	SO
—	0	0	0	0	0.0	0	0	0	0	April	5.40	0	1	0	8	6.2	6	1	4	3
—	0	0	0	0	0.0	0	0	0	0	May	2.31	2	1	0	11	11.2	11	2	3	9
—	0	0	0	0	0.0	0	0	0	0	June	7.63	1	1	0	12	15.1	20	4	13	7
—	0	0	0	0	0.0	0	0	0	0	July	2.93	2	0	0	11	15.1	14	1	5	9
—	0	0	0	0	0.0	0	0	0	0	August	2.70	2	1	0	16	26.2	21	2	8	11
—	0	0	0	0	0.0	0	0	0	0	September	4.55	1	0	0	25	29.2	30	2	15	14
—	0	0	0	0	0.0	0	0	0	0	October	0.00	0	0	0	1	2.1	2	0	0	2

REVIEW

Pitching Breakdown

2006 ERA	W	L	SV	G	IP	H	HR	ER	SO	CAREER by CATEGORY	ERA	W	L	SV	G	IP	H	HR	ER	SO
—	0	0	0	0	0.0	0	0	0	0	Home	4.24	5	1	0	44	57.1	56	6	27	29
—	0	0	0	0	0.0	0	0	0	0	Road	3.75	3	3	0	40	50.1	48	6	21	26
—	0	0	0	0	0.0	0	0	0	0	Day	5.59	1	1	0	23	29.0	35	6	18	17
—	0	0	0	0	0.0	0	0	0	0	Night	3.43	7	3	0	61	78.2	69	6	30	38
—	0	0	0	0	0.0	0	0	0	0	Grass	4.24	7	4	0	75	97.2	96	11	46	46
—	0	0	0	0	0.0	0	0	0	0	Turf	1.80	1	0	0	9	10.0	8	1	2	9
—	0	0	0	0	0.0	0	0	0	0	Pre-All Star	5.35	3	3	0	31	33.2	37	7	20	19
—	0	0	0	0	0.0	0	0	0	0	Post-All Star	3.41	5	1	0	53	74.0	67	5	28	36
—	0	0	0	0	0.0	0	0	0	0	Starter	—	0	0	0	0	0.0	0	0	0	0
—	0	0	0	0	0.0	0	0	0	0	Reliever	4.01	8	4	0	84	107.2	104	12	48	55

RECORDS

Ballpark Breakdown

	ERA	W	L	SV	G	IP	H	HR	ER	SO
Ameritrust Field	4.24	5	1	0	44	57.1	56	6	27	29
Angel Stadium	2.25	1	0	0	3	4.0	3	1	1	2
Bithorn Stadium	0.00	0	0	0	1	1.1	1	0	0	0
Camden Yards	0.00	0	0	0	1	1.1	1	0	0	2
Comerica Park	0.00	0	0	0	1	3.0	2	0	0	2
Fenway Park	0.00	0	0	0	2	2.1	0	0	0	3
Great American	6.75	0	1	0	1	1.1	3	0	1	0
Jacobs Field	0.00	1	0	0	1	0.1	0	0	0	0
Kauffman Stadium	6.35	0	1	0	5	5.2	10	0	4	0
McAfee Coliseum	5.59	0	0	0	8	9.2	9	1	6	5
Metrodome	3.86	0	0	0	2	2.1	2	0	1	2
Rogers Centre	2.08	0	0	0	4	4.1	4	1	1	5
Safeco Field	4.91	0	1	0	3	3.2	4	1	2	1
Tropicana Field	0.00	1	0	0	2	2.0	1	0	0	2
U.S. Cellular Field	9.00	0	0	0	2	3.0	6	1	3	0
Yankee Stadium	3.00	0	0	0	4	6.0	2	1	2	2

HISTORY

Fielding Statistics

Pitcher	YEAR	PCT.	G	PO	A	E	TC	DP
	2003	1.000	34	2	8	0	10	0
	2004	1.000	34	2	3	0	5	0
	2005	1.000	16	1	4	0	5	0
Totals	1.000	84	5	15	0	20	0	0

OPPONENTS

Ramirez' Career Highs

Low Hit Complete Game: None
Innings Pitched: 3.0 (twice), last: August 18, 2003 at Detroit
Fewest Innings Pitched, Starter: None
Hits: 5, June 19, 2003 at Oakland
Runs: 4 (twice), last: June 10, 2004 vs. Pittsburgh
Earned Runs: 4, June 19, 2003 at Oakland
Walks: 2, July 31, 2004 vs. Oakland
Strikeouts: 3 (twice), last: August 12, 2003 vs. Detroit
Home Runs: 2, June 13, 2004 vs. St. Louis
Longest Winning Streak: 3, July 23 to August 2, 2003
Longest Losing Streak: 2, August 28, 2003 to April 18, 2004
Longest Scoreless Streak: 16.0, July 31 to August 23, 2003

PLAYER DEVELOPMENT

MISCELLANEOUS

Connor Robertson

70



Right-Handed Pitcher

Height/Weight: 6-2 / 224

Bats/Throws: Right / Right

Birthdate: September 10, 1981

Opening Day Age: 25

Birthplace/Resides: Tuscaloosa, Alabama / Tuscaloosa, Alabama

Major League Service: None

Obtained: Selected in the 31st round of the June, 2004 draft

Contract Status: First year of a one-year contract through 2007.

2006 Highlights

Spent the entire season at Double-A Midland where he posted a 7-2 record with six saves and a 2.80 ERA in 55 appearances, all in relief... ranked tied for fourth in the Texas League in appearances...struck out 97 batters and walked only 22 in 83.2 innings of work...was 3-2 with a 5.81 ERA (20 er in 31.0 ip) over his first 31 appearances...posted a 4-0 mark with two saves and a 1.49 ERA (6 er in 36.1 ip) over his final 34 appearances...had 11 outings with three or more strikeouts on the season...fanned a season high five batters in 1.2 innings of work vs. Frisco on July 25...was 1-0 with a save and a 7.59 ERA (9 er in 10.2 ip) in 12 appearances for the Phoenix Desert Dogs in the Arizona Fall League...allowed all nine of his runs over his first seven outings...was not scored upon over his last five appearances (5.0 ip) and allowed just one hit while striking out six.

Career

2005—Was a combined 7-4 with two saves with a 2.76 ERA (23 er in 75.0 ip) in 58 relief outings for Kane County, Stockton and Sacramento... struck out 120 batters in 75.0 innings of work on the season...began the season at Kane County where he went 2-2 with a 2.93 ERA (9 er in 27.2 ip) and one save in 20 appearances...struck out 47 batters and in 27.2 innings of work...was moved up to Stockton and made his first appearances with the Ports on May 26...was 5-2 with a save and a 2.76 ERA in 32 appearances for the Ports...struck out 68 batters in 42.1 innings of work and limited batters to a .228 average...allowed six earned runs over his first three outings (4.0 ip) but then allowed just one earned run over his next nine appearances (11.0 ip)...fanned 47 batters over his 19 outings (26.2 ip)...made three appearances for Sacramento in August...allowed one earned run in 5.0 innings of work.

2004—Made his professional debut with the A's in the Arizona Rookie League, where he was 2-2 with 13 saves in 25 appearances (29.1 ip)...was named to the Arizona League's Postseason All-Star team after leading the league in saves and appearances...finished the season at Vancouver...did not receive a decision in three outings (5.0 ip).

Personal/Miscellaneous

James Connor Robertson was originally signed by A's scout Steve Barningham...graduated from Central (AL) High School in 2000...graduated from Birmingham Southern College in 2004...as a senior, he tied a school record with nine saves and hit 21 home runs, which was second most in school history...left Birmingham Southern as the school's career leader in home runs (60) and RBI (239).

Lifetime Pitching Record

Year	Club	W	L	ERA	G	GS	CG	SHO	SV	IP	H	R	ER	HR	HB	BB	IBB	SO	WP	BK
2004	ALA's	2	2	0.92	25	0	0	0	13	29.1	17	8	3	2	2	8	0	46	0	0
	Vancouver	0	0	3.60	3	0	0	0	0	5.0	4	2	2	1	0	2	0	5	0	0
2005	Kane County	2	2	2.93	20	0	0	0	1	27.2	23	10	9	0	3	14	0	47	3	1
	Stockton	5	2	2.76	32	0	0	0	1	42.1	37	17	13	1	2	23	4	68	4	0
	Sacramento	0	0	1.80	3	0	0	0	0	5.0	2	1	1	0	1	3	1	5	0	0
2006	Midland	7	2	2.80	55	0	0	0	6	83.2	73	28	26	1	2	22	0	97	2	0

Career Transactions

2004 — Selected by the Oakland Athletics organization in the 31st round of the June draft.

Kurt Suzuki

6

Catcher

Height/Weight: 6-0 / 205

Birthdate: October 4, 1983

Birthplace/Resides: Wailuku, Hawaii / Wailuku, Hawaii

Major League Service: None

Obtained: Selected in the 2nd round of the June, 2004 draft

Contract Status: First year of a one-year contract through 2007.



2006 Highlights

Spent the entire season at Double-A Midland where he batted .285 with seven home runs and 55 RBI in 99 games...named to the Texas League All-Star team...hit .382 (34 for 89) against left-handers and .254 (73 for 287) vs. right-handers...hit .330 (34 for 103) with runners in scoring position and .356 (16 for 45) with runners in scoring position with two outs...tossed out 33 of 70 attempted base stealers (47.0%), which was the second best mark in the Texas League...led all Texas League catchers in fielding percentage (.997)...hit safely in each of his first nine games of the season (15 for 36, .417) and batted .362 (25 for 69) with five doubles, one home run and eight RBI over the first 18 games of the season...was batting .287 at the end of May...batted .341 (31 for 91) with seven doubles, two home runs and 17 RBI in 24 games in June to boost his average to .306...batted .234 (26-111) with one home run and 13 RBI over his last 30 games...went 3 for 5 with a home run and eight RBI on June 22 at Tulsa...drove in four runs and went 2-4 on July 13 vs. Wichita...had a season high four hits in his final regular season game a Springfield on August 15...was named to the U.S. Olympic Qualifying team...suffered a bruised left wrist while playing for the U.S. team in Cuba and did not return to action with the River Cats...batted .273 (3 for 11) with one RBI in seven Spring Training games.

Career

2005—Spent his first full professional season with Single-A Stockton and batted .277 with 12 home runs and 65 RBI in 114 games...added 63 walks for a .378 on-base percentage...ranked second on the Ports in hit by pitches (12), tied for second in triples (5) and was third in runs scored (85), hits (122) and walks (63)...also led the team with 16 grounded into double plays...his batting average broke down to .317 against left-handed pitching and .262 against right-handers...average slipped to .263 with runners in scoring position but he was 4 for 13 (.308) with a grand slam and 12 RBI with the bases loaded...made 104 appearances at catcher which led the California League...also topped CL catchers in total chances (947), putouts (882), errors (15) and passed balls (19)...tossed out 32 of 86 (37.2%) attempted base stealers...also went 13 for 38 (.342) with three home runs and eight RBI in 10 games at designated hitter...hit in each of the first six spots in the batting order and saw his most playing time in the five spot where he appeared in 42 games (46 for 163, .282)...started the season strong and finished it strong as he batted .301 in 19 games in April and .310 in 25 games in August...batted a combined .264 in the three months in between...was a perfect 4 for 4 on April 23 at Visalia, his only four-hit game of the season...had two home runs and five RBI on May 20 against Bakersfield for his only two-homer game of the season...the five RBI were also a season high...reached base safely in 27 consecutive games from June 1 to July 5...hit .286 over that span and added 20 walks for a .409 on-base percentage...had a grand slam on June 17 against Rancho Cucamonga...went 41 games and 155 at bats without a home run from June 30 to August 27 but then homered in three straight games from August 28 to 30...added another home run on September 1 giving him four home runs and 10 RBI over a five game span...hit .222 with a home run and two RBI in two postseason games for Stockton...then played for the Arizona Fall League Champion Phoenix Desert Dogs and batted .342 with seven RBI in 13 games...added eight walks for a .447 on-base percentage.

2004—Batted .297 with three home runs and 31 RBI in 46 games in his professional debut at Single-A Vancouver of the Northwest League...added 18 walks and was hit by a pitch a team leading 12 times for a .394 on-base percentage...tied for second on the Canadians in triples (3)...batted .323 with all three of his home runs and 27 of his 31 RBI against right-handers and .214 against left-handers...hit .349 on the road compared to .247 at home...hit .304 with runners in scoring position...appeared in 27 games at catcher where he committed just one error for a .995 fielding percentage...tossed out 4 of 24 (16.7%) attempted base stealers...also hit .343 in 19 games as the designated hitter...began his professional career by hitting safely in each of his first 12 games from July 17 to 29...batted .362 during the streak with two home runs and eight RBI...homered just once over his final 36 games...went 0 for 13 with a walk in three postseason games for Vancouver.

Personal/Miscellaneous

Kurt Kiyoshi Suzuki was signed by Randy Johnson...graduated from H.P. Baldwin HS (Wailuku, Maui, Hawaii) in 2001...majored in Kinesiology at Cal State Fullerton...won the Johnny Bench Award following the 2004 season, given annually to the nation's top collegiate catcher...was also an All-America selection by *Baseball America* and *Collegiate Baseball* and was named Big West Player of the Year after batting .413 with 16 HR and 87 RBI...led Fullerton to the College World Series championship as his two-out RBI single in the bottom of the seventh inning broke a 2-2 tie to lead the Titans to a 3-2 win over Texas in the championship game.

Lifetime Playing Record

Year	Club	AVG.	G	AB	R	H	2B	3B	HR	RBI	SH	SF	HP	BB	SO	SB	CS	SLG	OBP	E
2004	Vancouver	.297	46	175	27	52	10	3	3	31	3	3	12	18	26	0	1	.440	.394	1
2005	Stockton	.277	114	441	85	122	26	5	12	65	2	5	12	63	61	5	3	.440	.378	15
2006	Midland	.285	99	376	64	107	26	1	7	55	0	1	9	58	50	5	3	.336	.284	2

Career Transactions

2004 — Selected by the Oakland Athletics organization in the 2nd round of the free agent draft, June 7.

Kaz Tadano

54

Right-Handed Pitcher

Height/Weight: 6-0 / 180

Bats/Throws: Right / Right

Birthdate: April 25, 1980

Opening Day Age: 26

Birthplace/Resides: Tokyo, Japan / Tokyo, Japan

Major League Service: 115 days

Obtained: Acquired from the Cleveland Indians for minor league outfielder Ramon Alvarado, April 4, 2006

Contract Status: First year of a one-year contract through 2007.



2006 Highlights

Made 34 appearances for Triple-A Sacramento and one for Single-A Stockton after being acquired from Cleveland on April 4...was 2-4 with three saves and a 5.08 ERA for the River Cats...was 2-2 with a 3.71 ERA (18 er in 43.2 ip) in 31 relief appearances and 0-2 with a 9.69 ERA (14 er in 13.0 ip) in three starting assignments...allowed 26 earned runs over his first 11 appearances (27.0 ip) for the River Cats but allowed just six earned runs over his last 23 appearances (29.2 ip) for a 1.84 ERA...allowed 15 earned runs, 19 hits and a .380 opponent batting average over his first five outings (10.2 ip) at Sacramento...allowed at least one run in each of his first nine appearances for the River Cats (26er in 26.1p)...made his first of three starts on April 21 vs. Tacoma and allowed seven earned runs on six hits, including three home runs, in 4.1 innings of work...suffered tendinitis in his left knee and did not make another appearance until May 30, when he worked 3.0 innings of relief for Single-A Stockton vs. San Jose...returned to Sacramento and worked 3.0 innings of relief on June 4 vs. Las Vegas and allowed two earned runs in 3.0 innings of work...next two appearances were also starts vs. Portland (June 9) and at Tacoma (June 14)...allowed eight runs on seven hits and two home runs in those two starts (8.2ip)...pitched effectively over his last 25 appearances of the season, allowing just six earned runs in 32.1 innings of work (1.67 ERA)...allowed just two earned runs over his final 15 appearances (19.0ip) for a 1.20 ERA...picked up his first win of the season on July 25 at Albuquerque when he worked 1.2 innings of scoreless relief, striking out four of the six batters he faced...earned a save on July 28 at Albuquerque when he worked 2.2 innings of scoreless relief with three strikeouts...earned his second win of the season on August 5 vs. Memphis...earned his second and third saves of the season at Tucson (August 13) and vs. Colorado Springs (August 17).

Career

2005—Spent the majority of the season between the bullpen and the rotation at Triple-A Buffalo...was with the big league club for one day, July 16, and made an impressive 4.0 inning appearance that day in relief of Jake Westbrook against Chicago (4.0 ip, 4 h, 1 r, 1 er, 0 bb, 1 so)...was a 7-5 loss to the Sox...was recalled when Matt Miller went on the disabled list...at Buffalo he was 3-1 with five saves and a 2.88 ERA in relief and 2-4 with a 6.53 ERA in 8 starts...was on the minor league disabled list from July 27 to August 14 with an inflammation in his right elbow...allowed seven runs and nine hits in 4.0 innings in a start on July 26 vs. Pawtucket that forced him to the DL...upon activation, he spent the last month of the season as the Bison closer, going 2-0 with four saves and a 0.00 ERA over his last eight regular season outings (11.0 ip) after going 0-2 with an 8.62 ERA in four Buffalo July outings...had an ERA of 10.80 in the International League playoffs...started off the season by going 0-0 with a save and a 1.93 ERA in five April outings and over his first 12 outings his ERA was 2.48...overall, Triple-A hitters hit .277 off him with 16 home runs...left-handed hitters batted .265...batters hit .307 off him with runners in scoring position and .299 with runners on base.

2004—Split the season between Triple-A Buffalo and Cleveland and bounced between the rotation and the bullpen between both locations before his season ended in mid-September (lower back)...he started the season in Buffalo as a starter...after he was promoted to Cleveland on April 24 he was optioned back to Buffalo on May 7 and was inserted into the bullpen in Buffalo...he returned to the Herd rotation on May 20, making three starts before returning to Cleveland on June 7...the Indians purchased his contract on April 24 and he made his major league debut on April 27 at Chicago (1.1 ip, 4 h, 1 r, 1 er, 1 bb, 0 so)...had a breakthrough outing on June 26 against Colorado when he came in relief of C.C. Sabathia, who left after 1.0 inning with shoulder soreness...he allowed only one run on four hits in six innings of work, including nine strikeouts in the Tribe's 4-3 victory against the Rockies that earned him a spot start on July 2 in Cincinnati...the nine strikeouts were the most by an Indians reliever since Victor Cruz also had nine on July 20, 1980 vs. Oakland...won his first major league start on July 2 at Cincinnati, a 15-2 win over the Reds...struck out a career-high 10 and worked a career-long 7.0 innings while picking up his first major league win and base hit...was optioned back to Buffalo on August 8...was with Buffalo from August 9-27 (1-1, 6.88 ERA) before returning to Cleveland for the remainder of the regular season on August 27...made two appearances on August 28 and September 2, before being shut down on September 10th with lower back soreness...MRI and exam on September 13th revealed a bulging disc in his lower back...was 1-1 with a 3.27 ERA in four starts and 0-0 with a 5.72 ERA in 10 relief outings with Cleveland.

2003—Signed with Cleveland in Spring Training after a two-week tryout in minor league camp...went a combined 6-2 with three saves and a 1.55 ERA in 40 appearances, one start, between Single-A Kinston, Double-A Akron and Triple-A Buffalo...his 1.55 ERA was the lowest in the Indians minor league system among pitchers with at least 94.0 innings...averaged 10.2 strikeouts and 9.4 baserunners per 9.0 innings...spent the bulk of his season at Akron after starting the season at Kinston (April 6 to May 7) and made two appearances at Buffalo (July 31 to August 4)...made his lone start at Kinston in Game 2 of a doubleheader at Frederick on May 7...struck out 28 and walked only 3 in 19.0 innings at

Kinston before being promoted to Akron on May 10...did not allow an earned run over his first 28.0 innings at Akron from May 12-June 22...fanned 6 batters over three different relief outings...was 0-1 with a 2.16 ERA in four relief outings in the postseason for the Eastern League Champion Aeros...batters hit a combined .220 off him with four home runs allowed in 98.2 innings...right-handed hitters hit .215 with one home run and left-handed hitters hit .228 with three home runs...batters hit .170 off him with runners in scoring position, .135 with RISP and two outs and .202 with runners on base.

Personal/Miscellaneous

Kazuhito Tadano...pitched for four seasons at Tokyo's Rikkyo University where he was 20-14 with 334 strikeouts in his career as a starter...earned a degree in travel and tourism while in college...one of the top amateur pitchers in Japan, he went undrafted in the 2002 Japanese amateur draft due to shoulder and elbow injuries.

Lifetime Pitching Record

Year	Club	W	L	ERA	G	GS	CG	SHO	SV	IP	H	R	ER	HR	HB	BB	IBB	SO	WP	BK
2003	Kinston	2	1	1.89	7	1	0	0	0	19.0	13	5	4	0	1	3	0	28	2	0
	Akron	4	1	1.24	31	0	0	0	3	72.2	62	15	10	4	2	15	2	78	4	0
	Buffalo	0	0	3.86	2	0	0	0	0	7.0	6	3	3	0	0	4	1	6	0	1
2004	Buffalo	2	4	5.44	12	8	0	0	0	44.2	49	28	27	9	2	14	0	39	3	1
	CLEVELAND	1	1	4.65	14	4	0	0	0	50.1	55	30	26	6	3	18	0	39	2	0
2005	Buffalo	5	5	4.39	32	8	0	0	5	96.1	105	54	47	16	1	22	0	86	3	0
	CLEVELAND	0	0	2.25	1	0	0	0	0	4.0	4	1	1	0	0	0	0	1	0	0
2006	Sacramento	2	4	5.08	34	3	0	0	3	56.2	68	36	32	9	2	19	3	60	4	0
	Stockton	0	0	3.00	1	0	0	0	0	3.0	3	1	1	0	0	1	0	2	0	0
ML Totals		1	1	4.47	15	4	0	0	0	54.1	59	31	27	6	3	18	0	40	2	0

Career Transactions

2003 — Signed by the Cleveland Indians organization as a non-drafted free agent, March 8. **2004** — On disabled list, September 8 to November 15. **2006** — Traded to the Oakland Athletics for minor league OF Ramon Alvarado, April 4.

vs. The American League

2006	ERA	W	L	SV	G	IP	H	HR	ER	SO	CAREER vs. TEAM	ERA	W	L	SV	G	IP	H	HR	ER	SO
—	0	0	0	0	0	0.0	0	0	0	0	Baltimore	0.00	0	0	0	1	1.0	1	0	0	0
—	0	0	0	0	0	0.0	0	0	0	0	Boston	15.43	0	0	0	1	2.1	4	1	4	2
—	0	0	0	0	0	0.0	0	0	0	0	Chicago	5.73	0	0	0	4	11.0	17	1	7	4
—	0	0	0	0	0	0.0	0	0	0	0	Kansas City	4.15	0	1	0	2	8.2	13	1	4	3
—	0	0	0	0	0	0.0	0	0	0	0	Los Angeles	2.84	0	0	0	1	6.1	4	0	2	5
—	0	0	0	0	0	0.0	0	0	0	0	New York	4.15	0	0	0	1	4.1	4	1	2	1
—	0	0	0	0	0	0.0	0	0	0	0	Texas	13.50	0	0	0	1	3.1	5	1	5	4

vs. The National League

2006	ERA	W	L	SV	G	IP	H	HR	ER	SO	CAREER vs. TEAM	ERA	W	L	SV	G	IP	H	HR	ER	SO
—	0	0	0	0	0	0.0	0	0	0	0	Cincinnati	1.93	1	0	0	2	9.1	5	1	2	12
—	0	0	0	0	0	0.0	0	0	0	0	Colorado	1.50	0	0	0	1	6.0	4	0	1	9
—	0	0	0	0	0	0.0	0	0	0	0	New York	0.00	0	0	0	1	2.0	2	0	0	0

Monthly Breakdown

2006	ERA	W	L	SV	G	IP	H	HR	ER	SO	CAREER by MONTH	ERA	W	L	SV	G	IP	H	HR	ER	SO
—	0	0	0	0	0	0.0	0	0	0	0	April	3.86	0	0	0	2	2.1	5	0	1	0
—	0	0	0	0	0	0.0	0	0	0	0	May	15.43	0	0	0	1	2.1	4	1	4	2
—	0	0	0	0	0	0.0	0	0	0	0	June	3.95	0	0	0	4	13.2	16	1	6	12
—	0	0	0	0	0	0.0	0	0	0	0	July	4.30	1	1	0	6	29.1	30	3	14	23
—	0	0	0	0	0	0.0	0	0	0	0	August	0.00	0	0	0	1	2.1	0	0	0	2
—	0	0	0	0	0	0.0	0	0	0	0	September	4.15	0	0	0	1	4.1	4	1	2	1

Pitching Breakdown

2006 ERA	W	L	SV	G	IP	H	HR	ER	SO	CAREER by CATEGORY	ERA	W	L	SV	G	IP	H	HR	ER	SO
—	0	0	0	0	0.0	0	0	0	0	Home	4.10	0	0	0	8	26.1	24	2	12	22
—	0	0	0	0	0.0	0	0	0	0	Road	4.82	1	1	0	7	28.0	35	4	15	18
—	0	0	0	0	0.0	0	0	0	0	Day	5.59	0	0	0	3	9.2	10	1	6	7
—	0	0	0	0	0.0	0	0	0	0	Night	4.23	1	1	0	12	44.2	49	5	21	33
—	0	0	0	0	0.0	0	0	0	0	Grass	4.47	1	1	0	15	54.1	59	6	27	40
—	0	0	0	0	0.0	0	0	0	0	Turf	—	0	0	0	0	0.0	0	0	0	0
—	0	0	0	0	0.0	0	0	0	0	Pre-ASG	5.65	1	0	0	9	28.2	34	4	18	28
—	0	0	0	0	0.0	0	0	0	0	Post-ASG	3.16	0	1	0	6	25.2	25	2	9	12
—	0	0	0	0	0.0	0	0	0	0	Starter	3.27	1	1	0	4	22.0	21	2	8	18
—	0	0	0	0	0.0	0	0	0	0	Reliever	5.29	0	0	0	11	32.1	38	4	19	22

Ballpark Breakdown

	ERA	W	L	SV	G	IP	H	HR	ER	SO
Angel Stadium	2.84	0	0	0	1	6.1	4	0	2	5
Great American	2.57	1	0	0	1	7.0	4	1	2	10
Jacobs Field	4.10	0	0	0	8	26.1	24	2	12	22
Kauffman Stadium	7.36	0	1	0	1	3.2	8	1	3	1
Shea Stadium	0.00	0	0	0	1	2.0	2	0	0	0
U.S. Cellular Field	11.57	0	0	0	2	4.2	13	1	6	1
Yankee Stadium	4.15	0	0	0	1	4.1	4	1	2	1

Fielding Statistics

Pitcher	YEAR	PCT.	G	PO	A	E	TC	DP
2004	1.000	14	3	6	0	9	0	
2005	1.000	1	0	0	0	0	0	
Totals	1.000	15	3	6	0	9	0	

Tadano's Career Highs

Low Hit Complete Game: None
Innings Pitched: 7.0, July 2, 2004 at Cincinnati. As reliever: 6.0, June 26, 2004 vs. Colorado
Fewest Innings Pitched, Starter: 3.2, July 31, 2004 at Kansas City
Hits: 9, June 22, 2004 at Chicago (AL)
Runs: 7, July 31, 2004 at Kansas City. As reliever: 5 (twice), last: July 8, 2004 vs. Texas
Earned Runs: 5 (twice), last: July 8, 2004 vs. Texas
Walks: 5, July 24, 2004 vs. Kansas City. As reliever: 2, July 8, 2004 vs. Texas
Strikeouts: 10, July 2, 2004 at Cincinnati. As reliever: 9, June 26, 2004 vs. Colorado
Home Runs: 1 (six times), last: September 2, 2004 at New York (AL)
Longest Winning Streak: 1, July 2, 2004
Longest Losing Streak: 1, July 31, 2004 to present
Longest Scoreless Streak: 6.0 (twice), last: July 24 to 31, 2004

Derek Thompson

68

Left-Handed Pitcher

Height/Weight: 6-2 / 180 **Bats/Throws:** Left / Left
Birthdate: January 8, 1981 **Opening Day Age:** 26
Birthplace/Resides: Tampa, Florida / Land O' Lake, Florida
Major League Service: 1 year, 28 days
Obtained: Signed as a free agent, December 19, 2006
Contract Status: First year of a one-year contract through 2007.



2006 Highlights

Missed the entire season while recovering from "Tommy John" surgery on his left elbow.

Career

2005—Made his Major League debut on May 28 at Arizona...was placed on the disabled list on July 16 and underwent Tommy John surgery on his left elbow on July 29, 2005.
2004—Went 5-7 with a 3.72 ERA in 22 starts for Double-A Jacksonville in his first full season in the Dodger organization...chosen to pitch in the Southern League All-Star Game...fanned 100 batters in 118.2 innings of work...did not allow a home run over his first 95.2 innings of work and allowed just three home runs on the season...struck out a season high eight batters on two occasions...strung together three

straight solid starts from May 24 to June 8, going 2-0 with a 1.89 ERA (4 er in 19.0 ip)...went 1-0 with a 1.86 ERA (4 er in 19.1 ip) during his first four outings of the season, his first action since the end of the 2002 season.

2003—Missed the entire season after undergoing left elbow surgery...was with the Dodgers in Spring Training but did not pitch.

2002—Spent the season between Single-A Columbus and Kinston in the Cleveland organization, where he was a combined 5-7 with a 3.64 ERA over 17 starts (148.0 ip)...represented Columbus in the South Atlantic League All-Star Game...tossed 7.0 shutout innings on April 28 vs. Hickory, allowing just one hit and a walk...did not receive a decision in five April starts, despite poring a 0.62 ERA (2 er in 29.0 ip) with 18 strikeouts and seven walks...picked up his third win of the season on June 10 vs. Charleston when he tossed 7.1 shutout innings, allowing just two hits and striking out three...worked 8.0 scoreless innings for Kinston vs. Potomac on July 2... joined the Dodgers organization on December 16, 2002 in a trade with the Chicago Cubs.

2001—Was 0-2 with a 9.75 ERA in two games for Single-A Columbus before undergoing season-ending surgery on July 16, 2001 that saw Dr. Keith Meister of the University of Florida successfully transplant a cartilage cadaver into his damaged left knee.

2000—Was 0-4 with a 5.82 ERA over 12 starts and 43.1 innings of work in his first professional season for the rookie-level Burlington Bees of the Appalachian League.

Personal/Miscellaneous

Derek R. Thompson...graduated from Land O' Lakes (FL) High School where he was a three-year letterwinner in baseball and first team all-state selection as a pitcher...originally signed by Cleveland Indians scouts Jim Dabella.

Lifetime Pitching Record

Year	Club	W	L	ERA	G	GS	CG	SHO	SV	IP	H	R	ER	HR	HB	BB	IBB	SO	WP	BK
2000	Burlington	0	4	5.82	12	12	0	0	0	43.1	50	38	28	2	2	14	0	40	4	0
2001	Columbus	0	2	9.75	2	2	0	0	0	12.0	16	13	13	2	0	3	0	5	1	0
2002	Columbus	3	4	3.42	14	14	0	0	0	73.2	71	39	28	3	3	27	0	50	2	0
	Kinston	2	3	3.87	13	13	0	0	0	74.1	72	36	32	1	11	32	1	41	8	0
2003	LOS ANGELES	(Injured — Did not pitch)																		
2004	Jacksonville	5	7	3.72	22	22	0	0	0	118.2	132	53	49	3	5	51	2	100	5	0
2005	Jacksonville	0	2	3.89	8	8	0	0	0	41.2	45	20	18	3	3	19	0	43	3	0
	LOS ANGELES	0	0	3.50	4	3	0	0	0	18.0	16	7	7	0	0	10	1	13	0	0
	Las Vegas	1	2	3.43	4	3	0	0	0	21.0	21	11	8	1	0	11	0	17	1	0
	Las Vegas	(Injured — Did not pitch)																		
ML Totals		0	0	3.50	4	3	0	0	0	18.0	16	7	7	0	0	10	1	13	0	0

Career Transactions

2000 — Selected by the Cleveland Indians organization as a supplemental pick following the 1st round (37th pick overall) of the June draft.
2002 — Selected by the Chicago Cubs in the Rule 5 draft, December 16. Traded to the Los Angeles Dodgers in exchange for cash considerations, December 12. **2003** — On disabled list, March 29 to October 31. Declared free agency (contract non-tender), December 21. **2004** — Signed by the Los Angeles Dodgers to a minor league contract, March 15. **2006** — Declared free agency, October 15; signed by the Oakland Athletics to a minor league contract, December 19.

vs. The American League

2006	ERA	W	L	SV	G	IP	H	HR	ER	SO	CAREER vs. TEAM	ERA	W	L	SV	G	IP	H	HR	ER	SO
—	0	0	0	0	0	0.0	0	0	0	0	Detroit	3.60	0	0	0	1	5.0	6	0	2	2

vs. The National League

2006	ERA	W	L	SV	G	IP	H	HR	ER	SO	CAREER vs. TEAM	ERA	W	L	SV	G	IP	H	HR	ER	SO
—	0	0	0	0	0	0.0	0	0	0	0	Arizona	3.60	0	0	0	1	5.0	2	0	2	4
—	0	0	0	0	0	0.0	0	0	0	0	Milwaukee	5.40	0	0	0	1	5.0	6	0	3	5
—	0	0	0	0	0	0.0	0	0	0	0	San Diego	0.00	0	0	0	1	3.0	2	0	0	2

Monthly Breakdown

2006	ERA	W	L	SV	G	IP	H	HR	ER	SO	CAREER by MONTH	ERA	W	L	SV	G	IP	H	HR	ER	SO
—	0	0	0	0	0	0.0	0	0	0	0	May	3.60	0	0	0	1	5.0	2	0	2	4
—	0	0	0	0	0	0.0	0	0	0	0	June	3.46	0	0	0	3	13.0	14	0	5	9

Pitching Breakdown

2006 ERA	W	L	SV	G	IP	H	HR	ER	SO	CAREER by CATEGORY	ERA	W	L	SV	G	IP	H	HR	ER	SO
—	0	0	0	0	0.0	0	0	0	0	Road	2.25	0	0	0	2	8.0	4	0	2	6
—	0	0	0	0	0.0	0	0	0	0	Day	0.00	0	0	0	1	3.0	2	0	0	2
—	0	0	0	0	0.0	0	0	0	0	Night	4.20	0	0	0	3	15.0	14	0	7	11
—	0	0	0	0	0.0	0	0	0	0	Grass	3.50	0	0	0	4	18.0	16	0	7	13
—	0	0	0	0	0.0	0	0	0	0	Turf	—	0	0	0	0	0.0	0	0	0	0
—	0	0	0	0	0.0	0	0	0	0	Pre-ASG	3.50	0	0	0	4	18.0	16	0	7	13
—	0	0	0	0	0.0	0	0	0	0	Post-ASG	—	0	0	0	0	0.0	0	0	0	0
—	0	0	0	0	0.0	0	0	0	0	Starter	4.20	0	0	0	3	15.0	14	0	7	11
—	0	0	0	0	0.0	0	0	0	0	Reliever	0.00	0	0	0	1	3.0	2	0	0	2

Ballpark Breakdown

	ERA	W	L	SV	G	IP	H	HR	ER	SO
Chase Field	3.60	0	0	0	1	5.0	2	0	2	4
Dodger Stadium	4.50	0	0	0	2	10.0	12	0	5	7
Petco Park	0.00	0	0	0	1	3.0	2	0	0	2

Fielding Statistics

Pitcher		YEAR	PCT.	G	PO	A	E	TC	DP
2005	1.000	4	1	4	0	5	1		
Totals	1.000	4	1	4	0	5	1		

Thompson's Career Highs

Low Hit Complete Game: None

Innings Pitched: 5.0 (three times), last: June 7, 2005 vs. Detroit. As reliever: 3.0, June 23, 2005 at San Diego

Fewest Innings Pitched, Starter: 5.0 (three times), last: June 7, 2005 vs. Detroit

Hits: 6 (twice), last: June 7, 2005 vs. Detroit. As reliever: 2, June 23, 2005 at San Diego

Runs: 3, June 2, 2005 vs. Milwaukee. As reliever: None

Earned Runs: 3, June 2, 2005 vs. Milwaukee. As reliever: None

Walks: 4, May 28, 2005 at Arizona. As reliever: 1, June 23, 2005 at San Diego

Strikeouts: 5, June 2, 2005 vs. Milwaukee. As reliever: 2, June 23, 2005 at San Diego

Home Runs: None

Longest Winning Streak: None

Longest Losing Streak: None

Longest Scoreless Streak: 4.0 (twice), last: June 7, 2005 to present

Recent Non-Roster Invitees to Play for Oakland

2006: Hiram Bocachica, Doug Clark, Randy Keisler
 2005: Hiram Bocachica, Jermaine Clark, Britt Reames
 2004: Ramon Castro
 2003: Mike Edwards, David McCarty, Adam Melhuse
 2002: Jose Flores, Larry Sutton
 2001: Andy Abad, Erik Hiljus, Robin Jennings, Tom Wilson
 2000: Jon Ratliff, Rich Sauveur, Jeff Tam
 1999: John Jaha, Kevin Jarvis
 1998: Jim Dougherty, Gil Heredia, Kevin Mitchell, Jack Voigt
 1997: Patrick Lennon, Richie Lewis, Dave Magadan, Mike Oquist
 1996: Rafael Bournigal, Paul Fletcher, Buddy Groom, Torey Lovullo, Matt Stairs, Dave Telgheder
 1994: Geronimo Berroa, Steve Ontiveros, Ed Vosberg
 1993: Dale Sveum, Curt Young
 1992: Rich Gossage, Mike Kingery, Jeff Parrett
 1991: Brad Komminsk
 1989: Chris Bando, Billy Beane, Bill Dawley, Brian Snider

Note: List only includes players not with the A's organization the previous year