

BURNING MAN

# Survival GUIDE

*The desert is a place worlds away from that to which most of us are accustomed, and is governed by physical laws that cannot be ignored. You are responsible for your own survival, safety, and comfort. Read this Survival Guide carefully and make sure EVERYONE in your group reads it as well.*

## The 10 Commandments Thou Shalt Read!

*Expanded Commandments on page 2*

- 1. DO NOT drive cars in Black Rock City after arrival.** Be prepared to come to Black Rock City and anchor your vehicle at your campsite.
- 2. LEAVE NO TRACE:** All participants are required to remove their own trash, recycling & grey water. Place a drip pan under cars that leak to keep oil off the playa surface. Practice the six 'R's to green Burning Man.
- 3. No commercial vending.** No vending or sales of any kind are allowed at Burning Man.
- 4. Respect public boundaries.** The boundaries of Black Rock City are clearly marked and established within an area of the playa that is administered by the Bureau of Land Management (BLM) for purposes of public recreation.

- 5. Observe fire guidelines.** High winds create a serious fire hazard within the densely settled confines of our city.
- 6. Sound emitted from any camp** should not cause serious disruption to adjacent camps. Large sound systems are limited to the outer edges of our city.
- 7. BURNING MAN IS A NO DOG EVENT.**
- 8. No one will be admitted without a valid admission ticket from Burning Man.** Your ticket is a revocable license.
- 9. Burning Man supports county, state and federal laws.** This means you must comport yourself, with regard to these laws, as you would in any municipality.
- 10. No firearms.** The possession of firearms within Black Rock City is prohibited. Neither our event nor the greater playa is suitable for recreational shooting.

## New and Important for Two Thousand Seven

*Even if you have attended Burning Man previously, you should always be sure to give our handy little Survival Guide a read to make sure you are informed about changed and new information each year.*

### Here is an Index of what's new and important for 2007:

- New ice sales locations..... pg 2
- No plants on the playa..... pg 4
- Lumber recycling on the playa ..... pg 5
- Is your scooter too large for BRC?..... pg 6
- No early arrivals ..... pg 10
- No public showers and pools..... pg 6
- Storm emergency instructions..... pg 9
- Revised shuttle bus schedule..... pg 10
- RV servicing and fees..... pg 11
- Feedback on law enforcement..... pg 12
- Exodus etiquette ..... pg 14
- Trash, recycling & grey water..... pg 15

*...and most importantly, having a safe and enjoyable time in Black Rock City!*



Veteran Burners can look for this symbol throughout the Guide.

## Participant Responsibilities

Participants at Burning Man must bring all necessities to the desert: food, shelter, water, fuel, and basic first aid supplies. As you read these guidelines for responsible behavior, please keep in mind that you are responsible for yourself at all times, in every regard, as you approach, once you enter, and as you leave Black Rock City. Above and beyond the provision for individual

survival, everyone is requested to help ensure our collective survival by following very basic rules relating to public safety and community well being. Everyone is expected to abide by these standards. Community membership is a privilege. Violation of these requirements could result in ejection from the community.

# THE TEN COMMANDMENTS

I

## CARS:

**No Cruising!** Black Rock City is designed for pedestrians and bicycles. Except for public agencies, specially marked Black Rock City service vehicles, and Mutant Vehicles licensed by the Department of Mutant Vehicles, no cars, motorcycles, large motor-scooters, ATVs, golf carts or go-carts are allowed to drive in our city or on the open playa around it. When entering and leaving Black Rock City, please observe posted speed limits (5 mph; no dust) within city limits. Pedestrians and bicycles have the "right of way" over motor vehicles. Remember: the event ends Monday, and there is still no driving allowed on Sunday night. These simple rules will be strictly enforced. See **Department of Mutant Vehicles** on page 7.

II

## LEAVE NO TRACE:

### No trash receptacles are provided.

Please take everything you bring to the event back home with you. Burning Man will provide only portable toilets that will be emptied on a regular basis. Do not empty trash or put anything other than human waste in the portable toilets. If you brought your own toilet, do not deposit your personal potty bags in the portable toilets. Do NOT use anything but 1-ply toilet paper in the potties—NO BABY WIPES!! Contribute to our long-term survival: Pack it In, Pack it Out. You are responsible for the condition of your campsite and nearby public areas of Black Rock City. Clean up as you go! *If you would like to donate usable lumber, see the guidelines on Page 5.* Do not deposit garbage in neighboring towns. See **Garbage Disposal** section for information on nearby public landfills on page 15.

Practice the 6 'R's: **Rethink, Reduce, Reuse, Recycle, Respect & Restore.**

III

## COMMERCE:

### You cannot buy or sell anything.

Black Rock City is a place of sharing and free exchange within a gift economy. An exception is our Café, which sells espresso and a few other beverages as a public service. Ice is also sold at "Arctica" in Center Camp, and now at our 3 and 9 o'clock plazas. Proceeds from the sale of ice are donated to local communities. You may not sell food or drink. To gift food to the public, you will need a Nevada State Health Division permit [http://health2k.state.nv.us/BHPS/ehs/temp\\_events.htm](http://health2k.state.nv.us/BHPS/ehs/temp_events.htm). See **Commerce** and **Concessions** on page 8.

IV

## PUBLIC BOUNDARIES:

### The BLM will establish a buffer zone on the playa around Black Rock City.

No camping is allowed in this area. The marked area immediately fronting our city is reserved for works of art. Do not drive or camp here. A specially marked area is reserved for Walk-In Camping. No automobile traffic or motorized vehicles are permitted inside this area.

V

## FIRE GUIDELINES:

**Safety is essential.** All structures must be 20 feet from any burn pit or barrel. Do not burn anything but wood and cardboard in these barrels; burning plastic and trash releases toxic fumes. Do not overfill the large "Burn Pyres" on the Esplanade. You must monitor what you burn so it does not fall out. You must bag and haul ash from anything burned. Aerial flares, rockets, explosives, and fireworks are prohibited in Black Rock City and could result in a fine. Straw or hay bales are not allowed. Respect artwork. If artwork is to be burned, ONLY the artist who created it may ignite it. No fires of any kind are allowed on the unprotected playa surface. See **Burn Scar Prevention** on page 5.

X

## FIREARMS:

**The possession of firearms** including BB guns, air rifles, or paint ball guns, **within Black Rock City is prohibited.**

IX

## LAWS:

### Burning Man does not promote or condone the use of illegal drugs.

The use of such drugs in a physically challenging and hazardous environment can create a serious health risk. Underage drinking is forbidden by law. Sex acts are prohibited in the civic space of Black Rock City and in unrestricted public environments. Burning Man also supports your right to privacy as a resident of our community. See **Law Enforcement** on pages 12-13.

VIII

## TICKETS:

**Violation of these rules, or violent or anti-social behavior, can result in** revocation of your ticket and ejection from the event without refund. Our admission Gate will be open at 12:01 a.m. on Monday, August 27th. No one under 18 will be admitted without a parent or guardian. Tickets sold at the gate will be \$350 each. **PAYMENT FOR TICKETS: CASH AND CREDIT CARD Only; NO CHECKS WILL BE ACCEPTED!** We cannot guarantee that the credit card system will be working. Please anticipate this possibility and bring cash as an alternative. Will Call closes on Saturday, September 1. **NO tickets will be sold at the Gate after 11:00 p.m. on Thursday, August 30th.**

VII

## DOGS:

### Burning Man is a no dog event.

Do not show up with your dog at the gate of Burning Man and expect to be admitted to the event. This restriction is for the well-being and safety of participants and their four-legged friends. For questions please contact [dogs@burningman.com](mailto:dogs@burningman.com). For questions during the event, contact **Playa Info** in Center Camp.

VI

## SOUND:

**Large-scale Sound Art zones are located along the streets of 2 and 10 o'clock** at the far ends of our settlement. Within the city the maximum power amplification is 90 decibels. Be thoughtful of your neighbors. If a problem with sound levels continues after sufficient warning, the device or system will be disabled. See **Noise Control** on page 10.

# Radical Self-Reliance

## WHAT YOU **MUST** bring:

- ❑ 1.5 gallons of **water** per person per day (for drinking, showering, washing, and food preparation). Carry a bottle of water with you at all times.
- ❑ Enough **food/beverage** for your entire party.
- ❑ **First-aid kit**
- ❑ **Warm clothing** for evenings – this is a desert at 4000 feet elevation!
- ❑ **Bedding and shelter** of some type – the winds can exceed 75 mph, and the mid-day temperatures can exceed 100° F.
- ❑ **A good camp tent**, suitable for storms, is recommended along with warm sleeping bags. Evening temperatures can be in the 40's.
- ❑ **Garbage bags**
- ❑ Any required **prescriptions, contact lens supplies** (disposables work great), or whatever else you need to maintain your health and comfort in a remote area with no services.
- ❑ **Flashlights and spare batteries** (headlamps are useful) to be sure you can see and be seen at night.
- ❑ **Sunscreen/sun block lotion and sunglasses**
- ❑ **Fire extinguishers**, to protect your camp and property and if you plan to burn your art.
- ❑ **Common sense, an open mind, and a positive attitude**

## WE **strongly suggest** YOU BRING:

- ❑ **Shade structures**, umbrellas, parasols, sheets; something to break the cruel mid-day sun
- ❑ A **wide brim hat** (a chinstrap is useful in the wind)
- ❑ A **cooking stove** if you expect to heat food or liquid.
- ❑ A **bicycle** (mountain bike or cruisers with balloon tires are best) which must be equipped with a light (for safe nighttime travel); a lock is strongly recommended. Tag your bike with your name, playa address, email address, and other contact info.
- ❑ **Tire repair kit**, spare parts and extra tubes for bikes (they make great playa gifts)
- ❑ **Portable shower with a drain system** to collect grey water
- ❑ **Earplugs!** (Not everyone is going to want to sleep when you do)
- ❑ **Watertight protective bags** (e.g. heavy zip-type) for cameras or electronic gear
- ❑ **Lotion/ lip balm** to treat cracked skin
- ❑ **Smokers: portable ashtrays** (e.g. mint tin that doesn't leak ashes, or film canister)
- ❑ **Costumes**, musical instruments, props, banners, signs, and anything else you can think of that might make the experience more fun for you and your playa neighbors.
- ❑ An **AM/FM radio**
- ❑ **Camp marker** (flag, flasher, distinctive marking)
- ❑ **Partide/dust mask** (dust storms are common)
- ❑ **12" tent stakes** (high winds are likely, rebar is cheap and effective)
- ❑ **Plastic bottles or tennis balls** to top and protect dangerous rebar stakes.
- ❑ **Goggles** to protect eyes in case of dust storms.
- ❑ **Extra set of car keys** (keys are easily lost and there is no locksmith in Black Rock City!)

## THINGS **Not** TO BRING:

- ⊘ **Plants**, living or dead, and anything that will break up and/or blow away in the wind (plants, trees, twigs, loose paper, palm fronds, etc.)
- ⊘ **Feathers** of any kind, e.g. Boas (they shed, no matter what you do – try marabou instead)
- ⊘ **Glass containers** of any kind
- ⊘ **Excess packaging** from foods (for example, remove outer box from cereals and just bring the inner bag)
- ⊘ **Loose glitter**
- ⊘ **Nuts in their shells**
- ⊘ **Too much fresh produce** – many melons end up as stinky, messy trash to haul home at the end of the week
- ⊘ **Styrofoam coolers** (they don't hold up and will break into a million bits)
- ⊘ **Gravel** (makes for nasty time consuming MOOP)
- ⊘ **Straw or hay bales** (messy messy messy)
- ⊘ **Explosives**, aerial flares, rockets
- ⊘ **Firearms of any kind** – including BB guns, air rifles, or paint ball guns
- ⊘ Large **public swimming pools or public showers.**

# PROTECTING the ENVIRONMENT

## moop Top Eleven Avoidance Tips (MOOP = Matter Out Of Place)

- 1) Prepare a **Leave No Trace Plan**, not just a clean up plan for your camp. You'll have a happier playa life and less to clean up and restore at the end of the week.
- 2) **Clean as you go** (you won't see it later as layers of dust accumulate). Monitoring your camp daily for litter will keep errant trash from getting buried in dust storms only to resurface during the spring inspection.
- 3) Put a weight on, or **tie down anything in your camp** that can blow away.
- 4) **Don't throw anything on the ground.** Why stop and stoop for it later?
- 5) **Smokers!** Carry a portable ashtray (a sealable receptacle or put butts in your pocket) with you at all times. NEVER, EVER drop butts on the playa or in public areas like the Café or porta potties. Stop making cigarette butts the #1 MOOP item.
- 6) **Don't bring cheap trinkets** for gifts or barter that you wouldn't want to receive yourself, and don't use loose glitter or bring feather boas.
- 7) Police your campsite on a grid before leaving. **Remove EVERYTHING.**
- 8) When unloading firewood, drilling/cutting any wood or PVC, put a drop cloth down on the playa surface first.
- 9) For collecting and containing broken glass, nails, screws and other sharp objects: take an empty plastic water jug and cut the top off (3" diameter hole) so that the handle remains intact. **Don't forget gloves.** For dust that has glass, wood chips, bark or anything too small to pick up, sweeping up with a push broom into a dust pan and depositing in a bucket for disposal at home is best.
- 10) If you plan to use a burn barrel, **bring a shovel** and metal containers to scoop up and remove any ashes.
- 11) Put a pan or **tarp under your vehicle** to catch any fluids that may leak out onto the open playa.

## NEVER Let It Hit the Ground

There is no garbage collection service at Burning Man. Every camp is responsible for its refuse. We are ALL responsible for trash in Black Rock City. Trash is EVERYTHING you bring here: tent stakes, bottle caps, ashes, orange peels, cigarette butts, pistachio shells, boa fibers, sequins – even abandoned bikes. Do not put trash in the portable toilets. Even small trash will clog the cleaning hose for the potty. The toilet will fill and can't be emptied. When you see trash on the ground in BRC, pick it up and take it with you! Better yet, prevent trash from happening. Observe this simple rule: **Don't let it hit the ground.**

## Waste Reduction & Recycle Resolutions

1 Practice the 6 R's: **Rethink, Reduce, Reuse, Recycle, Respect and Restore!!!**

2 **Choose non-glass containers.** Never throw glass in fires. It will shatter and create a miserable pickup chore. If you bring bottles, take them home with you and recycle them there (only aluminum cans are recyclable in BRC).

3 **Separate trash.** Bring a mesh bag to dehydrate wet garbage "compost" or a 5-gallon sealable bucket to store. This will isolate and reduce the burden of rotting food refuse. Burnable trash should be separated from recyclable materials.

4 **THINK AHEAD!** Remove unnecessary product packaging before you leave home. Choose less messy menu items (finger foods). Avoid leftovers (feed your neighbors). Bring pre-cooked food (store in zip-type bags for easy-to-eat food on the run).

5 **Reuse containers.** Bring water in large containers, and also mix drinks on the playa. For example, concentrated juice may be purchased in 12 ounce plastic bottles. Mix this into a gallon water jug, and use the original concentrate bottle to drink out of over and over.

6 **Choose crushable aluminum cans** over plastic and glass. Bring aluminum cans to Recycle Camp. See our web page for


more information: [http://www.burningman.com/on\\_the\\_playa/environment\\_concerns/recycle\\_camp.html](http://www.burningman.com/on_the_playa/environment_concerns/recycle_camp.html)

7 **Bring your own reusable beverage container** to the Café or cocktail parties – ideally one you can attach to your outfit wherever you go. A mug with a loop handle would work. You can use your own reusable cup if you purchase coffee and other beverages at the **Center Camp Café.**

8 **The DPW is not accepting water donations this year.** Do not leave water at the Gate as you leave. Plan as accurately as possible, but if you have excess and must dispose of it, use it as dust abatement for your campsite by evenly distributing a shallow layer of water on the playa (not the road) or wash your windshield before you leave.

9 Instead of burning or tossing them, **salvage, reuse and recycle** your camp's shade structure and other materials. Recycle usable wood at stations manned by **Burners without Borders** volunteers! See **Got Wood?** on page 5.

10 **Consider more energy efficient reusable lights** (instead of "single-use" glow sticks and alternative fuels, such as biodiesel, to light and power your camp!



## IMPORTANT REMINDERS

Ensure Our Long Term Survival

### Special reminders for 2007:

- ❑ Rethink your playa life to incorporate the use of greener, more sustainable products such as salvaged wood and materials for your structures, alternative fuels, energy efficient lighting, and wind and solar energy.
- ❑ Only that which passes through your body, and one-ply toilet paper, belong in the portable toilets. **NO TAMPONS, TRASH, CIGARETTE BUTTS, ETC.**
- ❑ **Secure your load!** Pack carefully and make sure your trash and other items do not come loose on the ride home and litter the highways.
- ❑ Please join your neighbors on Sunday and Monday after the burn, or schedule two hours on your own during your stay to **help clean up BRC.** The Earth Guardians in Center Camp can help steer you to a cleanup project.
- ❑ You are encouraged to **bring your own mug** to the Center Camp Café for coffee and tea, and enjoy the use of a special Express Lane! For your other beverages, don't forget that **recycle bins are NOT available in the Café.** If you bring your own bottled or canned beverages to the Café, please take the drink containers back to your camp with you or visit **Recycle Camp** where you can crush and recycle your aluminum cans.
- ❑ **Do not dump grey water on to the playa.** See the Burning Man website for collection, treatment, and disposal alternatives.
- ❑ **No plants at Burning Man!** Live plants die on the playa and make a MOOPy mess. Artificial plants, especially those made from recycled materials, look great and won't cause MOOP in high desert winds. Leave anything at home (living or dead) that will break up and blow away in the wind.

## DIGGING HOLES

Do not excavate holes in the playa. Small holes (6 inches or less in diameter & less than 2 feet deep) used for structural support are the sole exception. When digging such a hole it is best to use an auger or a posthole digger, NOT a shovel. Bag the dirt you are removing so that it does not blow away in the wind. Refill the hole by carefully tamping the soil back into place. Repeat this process every few inches while dampening the soil. An inverted sledgehammer works well for this. Experience has shown that the larger holes easily erode within a year's time, even when carefully backfilled. They leave a visible mark and create a serious safety hazard to drivers throughout the rest of the year.

### Earth Guardians And Recycle Camp at the Event

If you would like to learn how to Leave no Trace, learn about the Black Rock Desert or take part in the ongoing cleanup effort during the event, please stop by the Earth Guardian camp on the Esplanade, near Center Camp. They educate and inspire the citizens of Black Rock City to embrace Leave No Trace best practices so that our collective clean up efforts are minimized at the end of the event. Stop by and participate in their classes, nature walks, and volunteer outreach and restoration efforts. You can also help throughout the weeks by cleaning the trash fence, MOOPing in communal/public areas, assisting Recycle Camp, and educating other participants about Leave No Trace and Clean As You Go. Remember, Sunday and Monday are communal cleanup days; stop by **Earth Guardians** camp if you don't know where to help with this effort.

### Historical Artifacts

The collection, excavation or vandalism of archaeological artifacts is prohibited on public lands. If you find something, please contact a Black Rock Ranger. There are a number of Native American and pioneer historical sites in the surrounding Black Rock Desert Region. Burning Man and our crew of BLM-trained volunteers, the Earth Guardians, are committed to assisting the BLM in protecting these areas. Several immigrant wagon-trails crossed the playa, and evidence of the ruts can be seen in some remote areas. Please respect these historical landmarks. If you are curious, please contact the Oregon California Trail Association and join an organized exploration.

## BURNING: Playa Protection And Public Pyres

### Burn Scar Prevention

A burn scar is a discoloration of the surface soil caused by chemical changes in the minerals due to contact with intense heat from fire. Burn scars can last for many years on the Black Rock Desert. Over time, they can form bumps, which are hazardous to vehicles. Volunteers have spent thousands of hours cleaning up burn scars from past Burning Man events and continue to do so. Obviously, the most effective way to eliminate burn scars is to not start fires directly on the playa surface. A fireplace, burn barrel or barbeque (in permitted areas only) can be effective for small fires. The BLM will issue citations to anyone who burns anything directly on the playa surface. Do not burn anything that is not yours! Don't burn other people's artwork. If they want their art burned, they'll do it themselves and you can watch.



**OUR GOAL FOR 2007 IS TO LEAVE ZERO (0) BURN SCARS ON THE PLAYA.**

### Public Burn Pyres

For those that have something larger to burn, use the Community Burn Pyres located at the ends of some of the radial streets, about 100 ft. out from the Esplanade. These are the only places where open fires may occur. The burning of any toxic materials such as couches, stuffed furniture, rugs, PVC, trash bags, etc. is prohibited by law. This includes anything containing synthetic or plastic materials that will release toxic dioxins, formaldehyde and other nasty fumes into the air. Burn only clean untreated wood or paper and nothing oversized that will spill ash or burning debris onto the playa. Don't overload the Public Burn Pyres. And if it's usable lumber drop it off with Burners without Borders so they can donate it to Habitat for Humanity (see below). Have tools on hand to break down and cut up larger pieces or take them home to recycle them for your structure next year! Review the Burning Man web site for more information if you plan to do any burning:

<http://www.burningman.com>.

### Burn Your Art?

Different levels of Fire Art require different levels of responsibilities, safety procedures and precautions. See page 6 for **Fire Art Safety Guidelines**.

In addition to contributing time toward the overall event site cleanup on Sunday and Monday, we ask that **all camps walk their occupied area on a grid pattern** to effectively identify and remove all stray MOOP – both organic and inorganic. **Do not dump any grey water on the playa.** We recommend the last person leaving self-identify as the "final" Leave No Trace monitor for your camp. This person should coordinate with the camp's "Leave No Trace planner" during the event. Our permit allows for a very short time to restore the playa to its original condition. We can only satisfy the BLM stipulations and pass inspections if all citizens share in the responsibility.



## GOT WOOD?

**Does your camp have usable lumber left over, that you can't take home and don't want to burn?**

**We've got a solution:** Last year Burners without Borders (and you!) reclaimed six truckloads of wood from the playa and delivered it to Habitat for Humanity in Reno where it was turned into homes for needy families. This year we're going to do even more – listen to BMIR for details and times on where you can recycle your theme camp. Volunteer sorters much appreciated!

## BLACK ROCK COUNTRY

Black Rock country is truly one of the most fascinating landscapes in North America. Nestled between the western edge of the Basin and Range Province, the Black Rock forms a unique assemblage of volcanic lava flows, ash, ancient shallow marine sea floor, exotic batholithic terrain, and lacustral sedimentary packages. Within the Black Rock, the most striking and prominent feature is a silt alkaline Salt Pan, commonly referred to as a playa. The Black Rock Playa, elevation 3,848 ft, is the second-largest flat region in the Northern Hemisphere. Shaped like a "Y", the Black Rock can be divided into 3 parts: the playa, west arm, and east arm. The longest stretch of playa is 27 miles along the west arm, and south of the intersecting arms, the widest spot is 12 miles. The playa has a "bulge" in the middle that is widely reported to be the visible curvature of the earth; this is actually the result of water pressure and the expanding clays that make up the playa fill. (The earth's curvature is not visible from altitudes lower than about 20 miles.) Also unique to Black Rock is a large concentration of hot springs, found along the escarpment of the ranges bordering the playa. The source of the springs is still unknown, although it is theorized that they are the result of active volcanism and latent heat from the Cascades in northern California and Oregon. The playa is the remnants of Pleistocene Lake Lahontan, which at its greatest expanse 13,000 years ago covered 8,665 square miles of northwestern Nevada. Over the last 75,000 years Lake Lahontan has had 4 measurable highstands which all correlate to

glacial advances in the Sierra Nevada. The highest lake stand was during the most recent glacial period. Geologic evidence suggests depths up to 920 ft. at what is now referred to as Pyramid Lake, 525 ft. in Walker Lake, and 490 ft. in the Carson Sink. Lush vegetation and an abundant water supply were present, provided from rivers draining off the Sierra Nevada Mountains & Modoc Plateau. Giant mammoth, camels, horses, and saber-toothed tigers roamed the marshy land. In 1979, the largest mammoth skeleton ever found was discovered in the Black Rock located in a channel of the Quinn River. This 17,000 year-old Imperial Mammoth was 50 years old at death, weighed 13,000 pounds, and was 13 ft. high at the shoulders. Glacial retreats, subsequent extension of the Basin and Range, and further development of the California Coastal Ranges, Sierras, Cascades and Klamath Mountains created physical barriers generating a Rain Shadow habitat in northwestern Nevada and eastern Oregon. Lake Lahontan eventually dried up, leaving behind terraces (up to 300 ft. wide) on the surrounding mountains and the current playa surface. Thanks to Catherine O'Riley, Mike Bilbo (BLM), and INNATE.

*Suggested Reading: Geologic and Natural History Tours in the Reno Area (1995), Purkey, Becky Weimer, University of Nevada, Reno, Mackay School of Mines.*

# SAFETY

## FIRE ART SAFETY GUIDELINES

**FLAME EFFECTS DEFINITION:** All flames that are automated, switched, pressurized or having any action other than simply being lit on fire; as well as projects using propane or liquid fuels.

**OPEN FIRE DEFINITION:** Art installations, when fully engulfed in flames, usually produce a tremendous amount of heat, require a Burn Shield Platform, and safety perimeter, and may or may not require Ranger support.

Whichever definition of fire you decide to utilize within your art installation, it is required that you conform to the guidelines and understand the responsibilities that have been established for Fire Art. Responsibility includes knowledge that the fire that will be utilized within an art installation will not endanger the participants, art crew or members of the Performance Safety Team, the sub-department within the art department.

For public safety reasons, art installations utilizing Open Fire, Flame Effects and/or Pyrotechnic, require approval in the form of a laminate (license). Performance Safety Team will issue the appropriate laminate once the artwork has been approved in Black Rock City. But to make sure that your fire art installation is following the safety procedure, please read the guidelines and fill out the art questionnaire, which can be located at this address:

[http://www.burningman.com/installations/creating\\_dangerous\\_art.html](http://www.burningman.com/installations/creating_dangerous_art.html). The multiple step process for approval is not to bog you down, but to insure that all safety regulations have been met.

**FLAME EFFECTS** can be impressive and pleasing to interact with but can also present challenges. The artist must be aware of the use of materials such as proper fittings and fuel lines that are rated for the fuels and pressures used, i.e. propane hose for propane fueled effects. The artist must also create a safety plan specific to the piece as well as provide sufficient and proper fire extinguishers and be proficient in their use. The placement of fire art on the open playa comes with the added responsibility of protecting fuel sources from vehicle traffic.

### OPEN FIRE

Enclosed Fires are simple but must insure that nothing within the art installation will be carelessly set on fire that should not be set on fire. Fire art installations that are destined to be fully engulfed in flames CANNOT make direct contact with the playa surface. The Installations must be situated upon a Burn Shield Platform and elevated at least 6 inches off the playa surface to allow for proper airflow and to not scar the playa. There are a number of options available to prevent burn scars and with some preparation and intelligent use of materials, this can be integrated with the aesthetics of an installation. Some burn platforms have utilized corrugated steel atop bricks or cinder blocks (or the like), or used heat-resistant silica fabric. When designing the platform take into account the height of the art once it falls. Art installations can also be carried to the closest Community Burn Pyre. Questions about burn shield platform and burn scar prevention should be sent to: [fire-art@burningman.com](mailto:fire-art@burningman.com).

## Airport and Pilot Policies

Just like Mutant Vehicles, airplanes provide art resources such as aerial photography, performance art, and basic transportation.

Also, like Mutant Vehicles, outside regulations and playa rules must be followed to create a safe and considerate aviation community. All pilots, including ultralight pilots, must receive a briefing at the event covering overflight rules, areas that are off-limits (e.g. all Black Rock Desert hot springs), general guidelines, and safety. Pilots who do not attend a briefing will not be allowed to fly locally. This will be stringently enforced. Landing restrictions begin before the start of the event on Friday, August 24th, 2007. First stop for information: [http://www.burningman.com/on\\_the\\_playa/airport](http://www.burningman.com/on_the_playa/airport)

Contact [airport@burningman.com](mailto:airport@burningman.com) or call the Airport Manager at 408-297-9795 well before the event if you have more questions.

## Emergency Services

If you or someone you know (or encounter) requires medical assistance, contact an Emergency Services Department volunteer or a Black Rock Ranger, or visit our Medical Clinic in Center Camp or at the Emergency Services Stations a block out from the Civic Plazas located at 3 and 9 o'clock. Trained emergency medical personnel are on duty 24-hours a day, and emergency evacuation is available. According to our medical staff, the most common problems are dehydration and lacerations from stepping or tripping on unprotected rebar or tent stakes. Please avoid injury and act responsibly. If you are looking for your friend whom you suspect may have been injured and medi-vac'd from Black Rock City, go to Playa Info for more information



### Scooters and Go-Peds

Small motorized scooters (two-wheeled, lightweight, standup, off-street type), and go-peds are allowed in Black Rock City, but they are subject to the same rules as any other motorized vehicles — drive 5 MPH and have front and rear lights at night. BLM Rangers will issue citations for non-compliance.



Large, seated, street-legal "Vespa" type scooters, like motorcycles, are not allowed to drive in our pedestrian and bicycle city.



## WATER

Burning Man does not provide water. You must bring your own. Large public pools and showers will not be permitted. Water for private use that entails full body contact or consumption must be "potable" and come from Nevada State Health Division approved water sources. If you have any questions, contact the Nevada State Health Division: (775) 687-7548.

## Personal Safety

While Black Rock City is built on community and cooperation, that doesn't mean citizens are protected from the actions of those with bad intentions. Maintain awareness of your personal safety at the event. Secure your valuables when away from camp. Introduce yourself to neighbors and your local Black Rock Rangers. Work together to keep your neighborhood secure. Let someone know where you're going if you wander off alone or with a new friend, and check in frequently. Make new friends, but be alert to the actions of those you meet. Be cautious about accepting drinks in open containers from strangers. Most importantly, use and trust your best instincts.

## A Note From Our Friends at B.E.D.

Black Rock City can be an erotically charged environment. We want to help prevent sexual harassment and assault while ensuring that sex-positive free expression thrives! It is imperative to know and express your own sexual boundaries and to ask about and respect your partners' boundaries. As the Bureau of Erotic Discourse (B.E.D.) reminds us: Silence is not consent. Communication is the best lubricant! To find out more, get in B.E.D. at [www.bureauoferoticrodiscourse.org](http://www.bureauoferoticrodiscourse.org).

## FUEL SAFETY

### Fuel and Hazardous Materials Storage

All participants using combustible fuels in an art installation or storing fuel in camp must comply with the following practices for storing and handling these materials: **Storage of Compressed and Liquefied Gases (CO<sub>2</sub>, oxygen, propane, nitrogen, etc.)**

- All gas cylinders must be secured in an upright position to prevent tipping.
- All cylinder valve caps must remain on the assemblies unless in use with plumbing or regulator set.
- Main shut off valve (Key Valve) must be marked.

### Storage of Liquid Fuels

(gasoline, kerosene, diesel, and white gas)

- 20 gallons or more of flammable liquid must be kept within a secondary containment area, such as a petroleum resistant tarp rolled up to provide a berm.
- A supply of cat litter or other fuel absorbent material must be kept on hand near any spills basin.
- All liquid fuel containers must be clearly labeled. Original labels are preferred.

Liquid fuel containers in camping areas

- require a 30 ft. safety perimeter, and unobstructed access for ESD vehicles in case of fire.


Note: A petroleum, flammable liquid fire burns at the surface of the material. Water will spread the flaming liquid over a wider area, vaporizing it rapidly, spreading the fire. To put out such a fire, cut off its air supply or interrupt its chemical chain reaction using carbon dioxide (CO<sub>2</sub>) or dry chemical powder. Both are effective, but dry chemical is best for outdoor use; it's not subject to wind, has a longer range, and can extinguish pressurized leaks of gas and liquid. For good all-around fire protection, use an ABC or all-class fire extinguisher.

### More Fuel Safety Reminders

- Store fuel away from running generators.
- Turn generators OFF before refueling.
- Use a pump when transferring fuel. Do not siphon using your mouth. A mouth full of fuel could be fatal. Wash hands after fueling.
- Keep all equipment in good condition. Watch for leaks, deterioration, or damage.
- If fuel is spilled on clothing, move away from any ignition source, and allow clothing to dry. Use waterless soap for hands. If fuel should splash in eyes, use water to flush.

- Be aware of static electricity. Any spark can ignite gasoline vapors. Always fill containers on the ground, not in or on vehicles.
- Always use a bonding strap when transferring flammables and combustibles between containers.
- The Emergency Services Department (ESD) must be notified of fuel presence and location of acetylene cylinders of any size.
- Acetylene cylinders should not be stored in a horizontal position and must be separated from oxygen cylinders by 20 ft. unless plumbed or on a cutting cart.
- Propane cylinders of 100 gallons or more are NOT permitted within the city limits.
- Compressed flammable gases stored in camping areas require a 30 ft. safety perimeter, and unobstructed access for ESD vehicles in case of fire.
- Signage stating "Flammable Fuel" must be easily seen.
- A dry chemical fire extinguisher must be kept visible near, but not on top of the storage location of any liquid fuel.

Additional questions about fuel storage should be directed to: [fuelsafety@burningman.com](mailto:fuelsafety@burningman.com).



## THE DMV and MUTANT VEHICLES

### Department of Mutant Vehicles (DMV)

Citizens of Black Rock City have an opportunity to participate in the Mutant Vehicle experience, an important piece of the art and community at Burning Man. The DMV licenses Mutant Vehicles for driving about BRC. All prospective Mutant and Disabled Vehicles MUST pre-register with the DMV before the event. In order to be granted a license, Mutant Vehicles must meet certain criteria. In addition to being visually stimulating and/or participatory in nature, vehicles must meet safety requirements, and owners must comply with community guidelines (no dust, 5 mph, etc.). Depending on the license type, Mutant Vehicles may be operated during the day or at night (which requires radical illumination), and within Black Rock City or on the playa. The DMV also works with the Flame Effects Team to inspect and license Mutant Vehicles that use flame effects.

That said, Black Rock City is designed for pedestrians and bicycles. Non-mutated, recreational driving is prohibited; be prepared to drive your vehicle to your campsite and leave it parked there. Vehicles driving without a proper permit may be fined by law enforcement and impounded or disabled by law

enforcement or the Black Rock Rangers. Non-mutated vehicles intended for recreational driving, including motorcycles, large scooters, and ATVs, are not permitted in BRC and will be impounded at the gate. However, if a motorcycle is your sole means of transportation to the event, you may enter the city and park it at your campsite. Wind-powered vehicles with a pivoting (non-fixed) mast and a standing operator are allowed to move within BRC. All other types of wind-powered vehicles are not allowed within the city but may operate at the Black Rock Airport. Look for the airport on the BRC map.

**Mutant Vehicle Safety** - Mutant Vehicle participants (vehicle artists, operators, and passengers) must comply with certain safety standards.

### Vehicle Integrity & Mechanical Characteristics

To be licensed, your Mutant Vehicle must meet a standard of structural and mechanical integrity. This safety standard applies to all Mutant Vehicles at all times. A violation of public safety could result in immediate eviction from the event.

### Mutant Vehicles must have physical integrity:

- All fluids leaking from a vehicle must be caught in a pan and disposed of properly.
- There must be rails for people to hold onto.
- The vehicle must be structurally safe for its occupants.
- Vehicle body alterations should not pose a physical danger to anyone.

### Driver Responsibilities:

- Drive safely.
- Come to a complete stop before anyone gets on or off the vehicle. Passengers must be able to get on and off safely.
- Respect the speed limit (5 mph with NO DUST). Do not drive erratically (swerving; stopping and starting quickly).
- Do not drive on pedestrian walkways, see the BRC map for details.
- Make sure your BRC-DMV license is properly displayed on the rear of your vehicle.
- Pedestrians and bicycles have the right of way.
- Violation of these rules can result in fines, impounding your vehicle, and/or eviction from the event.
- Do not drive when visibility is obstructed in "white out" conditions.

### Mutant Vehicles must have certain mechanical characteristics:

- Functioning brakes
- Controllable speed
- A reasonable turning radius
- Safe mechanical operation
- Adequate lighting for nighttime permits

### Passenger Responsibilities:

- Do NOT board or exit from any moving vehicle.
- If the vehicle doesn't look safe, don't get on. Listen to your instincts.
- If you are feeling uncomfortable, you have the right to safely leave the vehicle upon request.

*Burning Man is an Experiment in Temporary Community. Because many people only know a world shaped by institutions, service workers and commercial transactions, they may not even recognize the signs of a community. Here are a few indications:*

### Stories:

In universities, people know through studies. In businesses and bureaucracies, people know by reports. In communities, people know by stories.

### Celebration:

Community activities incorporate celebration, parties and other social events. The line between work and play is blurred and the human nature of everyday life becomes part of the way you work. You will know that you are in a community if you often hear laughter and singing.

# Survival

## in Black Rock City

### Children, Families & YOU

We are a family friendly event. We encourage everyone to know where kids' camp, "Kidsville", is located on the map. If you are not a family friendly camp, please place yourself far away from it. If you are a family camp yourself, consider camping between 5:00 and 5:30. For more info, contact [kids@burningman.com](mailto:kids@burningman.com). All parents should attend to their children and are responsible for their safety and well being at all times. Parents not behaving responsibly with regard to their children may be asked to leave the event. If you encounter a lost child, alert a Black Rock Ranger immediately. Always be respectful of children's personal space and their needs.

### Commerce and Concessions

The sale of products and services is prohibited within our community. Bring what you need. The display of commercial logos or banners, or distribution of commercial promotional items or materials is also prohibited. Sales of handmade items and food items "in order to cover costs of the trip" are not allowed. There is NO participant vending. Ask your neighbors should you need a specific item. Confront your own survival. This is not a consumer event. Although ice will be available for purchase on-site (in Center Camp and the 3:00 and 9:00 plazas), these proceeds are used to support several Gerlach, Empire, and Lovelock community groups.

Gifting food or fresh juices to the public, requires a permit from the Nevada State Health Division (<http://health2k.state.nv.us/BHPS/ehs/tempevents.htm>). You don't need a permit for bar ice, but your ice must come from a commercial source approved by the Health Division, like local stores or our own ice sales.

### Happy Bicycling at Burning Man 2007

*Bikes are not merely a convenience, they are part of our culture. Our city was designed for pedestrians and bikes, but there is not bike repair available, so be sure your bike is in good working order BEFORE the event, and bring tools, a wire brush, chain lube, and extra tire tubes.*

#### Lock your bike

It is recommended you lock your bike at all times when not in use. NEVER ever lock your bike to guy wires on the Café or any other structures. This can pose a safety hazard. Also, do not lock your bike to artwork as this may hamper performances and scheduled burns. No bike is considered stolen unless the lock was cut, and no bike is considered lost until the event is over on Monday.

#### Mark your bike

Mark your bike and ALL your significant possessions (backpack, camera, etc.) with your name, home address, and camp location.

#### Decorate your bike

It's much less likely your bike will be borrowed without your permission if it looks unique.

#### Leave No trace:

**Do not ditch your bike at Burning Man!** Dealing with abandoned bikes stretches our already over-taxed resources. Please read the website pages, and further questions about bike issues can be sent to [bikes@burningman.com](mailto:bikes@burningman.com).

*All participants are asked to "Light Up Your Bike" to avoid injury and damage.*





### Informality:

In the community, transactions of value take place without money, advertising, or hype. Care emerges in place of structured service.

### Collective Effort:

Community is cooperative – uniting us as varied members of one body. When, by contrast, we consume a service, we're made passive. 50 million people may view a television program or consume a beverage in complete isolation from one another.

### Capacity:

Communities are built on the recognition of the unique abilities of every member. Commerce and the public service sector define us on the basis of deficiency and need.

## Your Body vs. The Elements

### Beating The Heat (and the cold)

Make sure you bring some kind of shade for your camp and try to lay low during the hottest part of the day (save your strength for the night). Use sunscreen, sunglasses, hat, and water. If you don't take a few basic steps to protect yourself, the desert's mid-day sun will cook you in no time. However, when the sun drops over the horizon, temperatures can quickly plummet fifty degrees. Overnight lows in the 40s can seem exceptionally cold after extensive daytime sun, so you'll want to bring warm clothing too, and a good sleeping bag.

### A Few Words About Storms

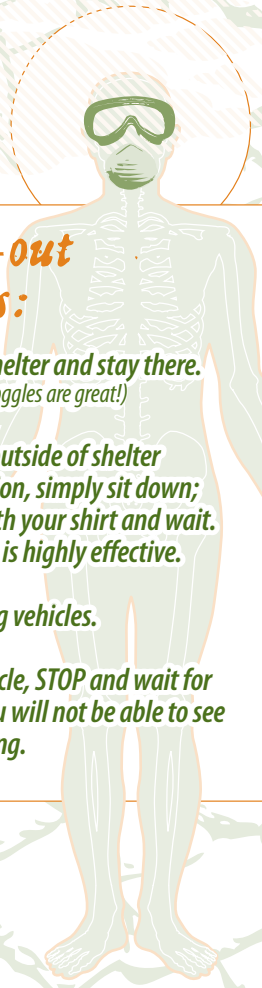
The playa can be subject to sudden bouts of fierce, unpredictable weather. Storm cells, fed by rising thermals that stream upward from the surrounding mountains, may arise in the late afternoon or evening and bring high winds, lightning and (sometimes) rain into camp. Likewise, dust storms can prowl the playa in packs or sweep in a broadened front across the plain. Suddenly besetting us, they can produce instant "white outs". However, they are usually over quickly.

Long sustained rainfall or white out conditions are unlikely; however, you may want to come to the event prepared:

- DO NOT DRIVE your vehicle
- Relax and wait until conditions change
- Bring a plastic 5-gallon utility bucket (with lid!) and heavy-duty black garbage bags (as an emergency porta potty). The bags go home with you, NOT in a porta potty
- Bring a complete basic first aid kit
- Bring a battery-powered radio and tune into BMIR (94.5 FM)

### In white-out conditions:

- **Seek immediate shelter and stay there.** (White-outs are why goggles are great!)
- **If you are caught outside of shelter during this condition, simply sit down; cover your face with your shirt and wait. Using a dust mask is highly effective.**
- **Be alert for moving vehicles.**
- **If you are in a vehicle, STOP and wait for the air to clear. You will not be able to see where you are going.**



### In the event of rain:



- **DO NOT DRIVE your vehicle. You will become stuck!**
- **Remain where you are**
- **Do not ride your bike**
- **Carry your bike ; playa mud clogs it in a few feet**

## Securing Your Camp



Try to position your tent and any shade structures to present the smallest possible profile to the wind (*prevailing south-southwest to north-northeast*). Weight the interior corners of your tent; stakes that are 12-inches or longer are recommended. Lengths of rebar make excellent stakes, but all exposed ends must be capped (*empty 1-liter plastic soda bottles will do the trick*) to prevent foot/leg injuries. Full information on rebar including tips for removal are available in the Preparation section of the Burning Man website.

At all times, keep objects (*paper products, clothing, tarps, everything*) secure from the wind. MOOP (Matter Out Of Place) is often created as a result of laziness.

**CLEAN UP AS YOU GO!** Ropes or cables used to stabilize tents should be flagged, preferably with a white or reflective material. They are hazardous to pedestrians at night. Lock your valuables in your car. Make two spare door keys: hide one, carry one.

**Rainfall here is quite selective, and dries quickly.** Severe conditions rarely last more than half an hour. Storms often come in with little or no warning. You need to keep your camp battened down at all times so it's secure. This is especially true when you're away from your camp. Winds can exceed 75 mph and objects such as sleeping bags, chairs, card tables, empty ice chests and tents have been carried away by occasional high winds.

## The Black Rock Desert

The Black Rock Desert is a thoroughly flat, prehistoric lakebed, composed of a hardpan alkali, ringed by majestic mountains. Daytime temperatures routinely exceed 100°F and the humidity is extremely low, which rapidly and continually wicks the moisture from your body. Because the atmosphere is so dry, you may not feel particularly warm, but you'll be steadily drying up. Sunscreen, lip balm and skin lotion are your best friends on the playa. At nearly 4,000 feet above sea level the atmosphere provides much less filtering of the sunlight that causes sunburn. As a result, you will burn much faster and more severely than at lower elevations. Put on sunscreen every morning and repeat as needed during the day. It takes nearly everyone a day or so to adjust to the desert climate. Don't be surprised if you spend your first day feeling a bit queasy and cranky. Begin drinking more water as you approach the desert. To stay healthy and enjoy the week, drink water all the time whether you think you need it or not. Drinking up to one gallon of water per person per day is the rule of thumb. Remember to eat proper salty foods to prevent electrolyte imbalance. Users of alcohol, caffeine or other drugs are particularly at risk for dehydration, and should pay careful attention to their water intake. Dehydration can cause headaches, stomach cramps, abdominal pains, constipation, or flu-like symptoms. It exacerbates both heat-related and cold-related conditions (i.e. both stroke and hypothermia), and makes it difficult for the body to mend itself. If someone you know complains of these symptoms, or shows signs of either severe overheating or (worse) a case of chills under the mid-day sun, get them to shade immediately and seek prompt medical help. In case of emergency, go to the Medical Clinic at Center Camp or an Emergency Services Station near the Civic Plazas. Medical aides are always on call and evacuation is available.

# COMMUNITY



## No Early Arrivals

Our city opens on Monday, August 27th at 12:01 a.m. Do not come to the event site before that time. We are not ready to receive participants before the event begins because we haven't finished building the city, nor do we have our full public safety and sanitation infrastructure in place. By order of the BLM stipulations, those on site before the event starts must be part of the permitted set-up process. Early arrival passes will be issued to a limited number of artists and theme camp construction crews, at our discretion. Pass holders must have an admission ticket as well, for entry. Do not arrive at our gate early without a ticket and pass. You will not be given early admission, and you risk placing needless stress on neighboring communities.

## After Dark Arrivals

If you arrive in our city at night and do not know where to camp, we recommend you stay at the Greeter Station until morning. You will NOT find your friends by cruising, are likely to inadvertently camp in a reserved space, and you may create a hazard for others. You can get information and find your way more safely by the light of day.

## Information and Lost & Found

Questions should be directed to the knowledgeable Playa Info volunteers in Center Camp. The info crew can answer questions about theme camp placement, events, and volunteering. Turn in found items to Playa Info to be reunited with their owners. Hours are generally 9:00 a.m. – 6:00 p.m. unless otherwise posted. If someone is answering questions after hours, accept or believe them at your own risk.

Post event, the remaining Playa Info found items travel to BMHQ in San Francisco. Many items found at Burning Man are not turned into Playa Info, but there's still a chance they might be reunited with their rightful owners. The ePlaya, Burning Man's online discussion board, has a lost and found area where the community can connect. **We encourage you to post complete descriptions of found items to see if anyone has a match.** It's more "do-ocracy" in action! We will scan the ePlaya for descriptions of Playa Info's found items to attempt "happy reunions". Post-event lost and found efforts end when ticket sales begin in mid-January for our next Burning Man.

See <http://eplaya.burningman.com/> -> **year-round connections**  
-> **Lost and found.**

## Finding Yourself and Your Friends

Use the Playa Info computers to register yourself and your camp location, as well as, to find your friends. Via the online Directory network you can exchange messages (no Internet access). Also, find and post event schedules, ride shares, and other services. The Dynamic Board maps campsite coordinates. Bulletin Boards are always available for artful posting of events, messages, and general information.



## In-and-Out Policy / Shuttle Bus

Movement of cars or airplanes poses a safety hazard, and protection of the environment is of paramount importance to Burning Man. Therefore, casual traffic in and out of Black Rock City is strongly discouraged. Participants who leave and return by personal means will be required to pay \$20 per person. For those anxious to drive into "town", the strongly encouraged alternative is our community bus service that travels between Black Rock City and the nearby towns of Gerlach and Empire. The \$5 tickets and the schedule for the bus shuttle will be available in Center Camp at the Bus Depot. You must be sober, dressed appropriately for town, and carrying your event ticket stub and wearing the wristband issued to you when you purchase a bus ticket. Arrive for your ticket early, as the trips are often full. Busses run from 10:00 a.m. - 4:00 p.m. on Wednesday, 9:00 a.m. - 4:00 p.m. Thursday & Friday and 9:00 a.m. - 3:00 p.m. Saturday.

## Participation

If you want to broaden your participation in the event, there are ample opportunities. Visit Playa Info in Center Camp. Ours is a society of activists. When we see a job that needs to be done, we are inclined to roll up our sleeves and pitch in. Keep this in mind: there is no "they", only "us." Burning Man is a 100% participant funded and staffed event. Sadly, there are always a few people who just don't get it. These folks believe that the mystical "they" will appear to provide for their needs and clean up their mess. Help us instruct them. If you see someone acting irresponsibly, introduce yourself and speak up. Also, don't be a "participation snob". Just because someone isn't costumed or visibly participating doesn't mean they aren't contributing.

## Telephone Service

Cell phones do not work in the Black Rock Desert. Public telephones are available in the town of Gerlach, 12 miles away. Bring a calling card and take the BRC Shuttle Bus to town.

## Walk-In Camping

A marked area immediately behind the south side of Black Rock City will be reserved for Walk-In Camping. You will need to leave your vehicle, and carry your belongings to your chosen spot. No vehicles or RVs will be allowed in the Walk-In Camping area. The sheer difficulty of this exercise will keep the area sparsely populated, and your efforts will be rewarded with solitude not available in other parts of the city.

## Noise Control

Sound travels on the playa, and not everyone will want to sleep when you do. Be advised that the only reliable way to get a quiet, uninterrupted night's sleep is to bring earplugs. If you use an amplified audio system at your camp, the volume must be held to reasonable levels. Speakers must be elevated off the playa surface, and backed by a truck, RV or anything large and solid enough to prevent the sound from traveling backwards. The maximum power amplification is 90 decibels. If a problem with sound levels continues after sufficient requests and warnings, the source of power for such device or system will be disabled. Art cars with sound systems are subject to the same standards, and must cut their sound when approaching art installations and performances. The hum of generators can become annoying over a long period of time. Please keep your neighbors in mind. We recommend generators that are sound insulated. Do NOT dig a trench to sound-insulate your generator – enclose it in a wooden box. Visit the Generators article on the website for more detailed information:  
[http://www.burningman.com/preparation/event\\_survival/generators.html](http://www.burningman.com/preparation/event_survival/generators.html)

## Burning Etiquette

The burning of public structures, such as lampposts or bulletin boards, is prohibited. Likewise, the burning of other people's artwork is forbidden. Individual artists have the sole right to burn their own creation, subject to burn guidelines. Do NOT burn other people's property! If you witness such vandalism, please inform a Black Rock Ranger. You may burn your art on our Public Burn Pyres located at the front of our city, at the end of every third latitudinal street. Don't forget to collect and remove your own ashes. See **Protecting the Environment** on pages 4-5 for more information.

## RC Hobbyists

If you are planning to bring any sort of radio controlled model, vehicle, or art installation to BRC this year, please contact [rchobbyist@burningman.com](mailto:rchobbyist@burningman.com) with the radio frequency and channel number you will be operating under. Radio channel conflicts must be avoided to prevent loss of control of an RC project. An out of control model/vehicle/art piece can cause serious damage to people or property, so it is important that RCers help us organize regarding radio use.

If you have an RC art piece, please inform the Art Team, [art@burningman.com](mailto:art@burningman.com), or contact a team member at the Artery in Center Camp.

## Freedom & the Media

The media are a part of our experience on the playa. Freedom of the press dictates that we cannot exclude them, nor would we want to — they are our opportunity to affect the world by illustrating what we do together as a community. Reporting and documenting is a form of expression. However, we do limit the number of video crews that we approve to film at the event. Those approved to film are pledged not to interfere with your experience. Should you feel that someone toting a camera is creating a nuisance, contact a Black Rock Ranger. Commercial use of all imagery taken at Burning Man is forbidden without express permission. All professional photographers with intent to receive compensation for a Burning Man image (including editorial or gallery) must check in at Media Mecca. Pre- or post-event, photographers should register at: <http://www.burningman.com/press>, contact the hotline at 415-TO-FLAME, or write: [press@burningman.com](mailto:press@burningman.com) for permission. ALL motion-capturing video and film cameras must be registered, whether for personal or professional purposes. There is no filming without express permission. Professional media will receive a specific camera tag, indicating that they've registered with Media Mecca and have been informed of our community expectations for filming. Should you encounter a problem, approach and ask for their tag number, and report it to a Media Mecca volunteer or a Black Rock Ranger. Those filming or videotaping for personal use must sign a Personal Use Agreement, which indicates the footage will not be professionally distributed. This protects the privacy rights of participants. This Agreement can be obtained at the Gate, or obtained and turned in at the Greeters Station, Playa Info, and Black Rock Ranger Outposts in the Civic Plazas. All participants are encouraged to visit Media Mecca to familiarize themselves with the various types of camera tags.

## Civic Plazas

Two Civic Plazas are located on either side of the city at 3 and 9 o'clock. These Plazas are mini civic centers designed to serve the same community functions as the Center Camp. They are public gathering spaces, inviting art, performance, installations, and community interaction. This year, for the first time, we've added ice sales to the 3:00 and 9:00 plazas. The theme camps encircling the Plazas are encouraged to participate creatively in making the Plazas inviting. Nearby, participants will find Emergency Service Stations, and Black Rock Ranger Outposts.

## Hot Springs

Our numbers have grown, and the potential for strain on the surrounding environment has also grown. During Burning Man, BLM stipulations forbid participants from using the local hot springs. A special environmental team of Earth Guardians working with the BLM will be assigned to patrol and protect these fragile resources. Email [earthguardians@burningman.com](mailto:earthguardians@burningman.com) for more information.

## Rental Trucks & Corporate Logos

Corporate advertising is not allowed at Burning Man. Participants with rental trucks are enthusiastically encouraged to cover or decorate prominent logos. The display or distribution of corporate banners, corporate logos, giveaway items, samples, and other such promotional paraphernalia is strictly prohibited.



## RVs

You are welcome to bring a recreational vehicle. Be aware, however, that there is no dumping station on-site, and you will not be allowed to dump on the playa — the BLM issues citations for the dumping of grey or black water. There is no location for scheduling RV servicing appointments. If you see a truck designated 'RV Servicing', you can flag them down for service. RV servicing will be available for a \$50 fee for trailers up to 24' in length, and \$60 for one grey and one black tank for RVs that are 25'-35' in length. Each additional or oversized tank is \$30. Please note that our potty vendor only accepts cash, so plan ahead. For more information, inquire at Playa Info, between the hours of 11 a.m. and 1 p.m. daily. You must have a contact person available to meet the pump-truck at your RV. Keep a space clear for the truck to access your RV; pump hoses cannot reach beyond 30 feet. On-playa pumping services only include removal of grey and black water. Use only one-ply toilet paper. Be considerate of your neighbors when running your generator. For additional information, visit the Preparation section of the Burning Man website and read RV Survival Tips.

## Paiute Tribal Land & Pyramid Lake

On your way to Burning Man, you will pass through the Paiute tribal land. Every year we affect the Paiute tribe's resources whether it's a car accident or a swim in Pyramid Lake. Please be respectful. Most times there are no services for the 76 miles between Wadsworth & Empire (no gas, no water). It is true; a store in Nixon has begun to appear during regular daylight hours. However, event organizers don't count on it. Do support the Native American community in Wadsworth and Nixon. Project organizers are working closely with Paiute leadership and have encouraged their citizens to organize and offer services to our participants like a car wash, sales of food and other goods.

**While on tribal land in and around Pyramid Lake, PERMITS ARE REQUIRED.** Pulling off the road to swim, hike, take a break from driving and or overnight camping requires a permit. Do not EVER pull off the road into the soft sand on the east side of Pyramid Lake. You WILL get stuck. Permits are only \$5; please do your part and purchase a permit before using the Paiute land. The I-80 Smoke Shop in Wadsworth is the most convenient location for northbound Burners to purchase a permit. You can purchase permits in other Nevada towns including Reno, Sparks, Fernley, Nixon, and Sutcliffe. Please see the Burning Man website for locations:

[http://www.burningman.com/preparation/travel\\_info/pyramid\\_lake.html](http://www.burningman.com/preparation/travel_info/pyramid_lake.html). For more information about the Paiute tribe and their land, please visit [www.plpt.nsn.us](http://www.plpt.nsn.us).



## Our Neighbors

As you arrive within sight of the Black Rock Desert, you will pass through the communities of Empire and Gerlach. Empire boasts a grocery store — it is your last chance to purchase provisions! Hours for the store are extended during Burning Man, but it's not typical to find it open after 10:00 p.m. Gerlach amenities include a gas station, a car repair and towing service, one restaurant (Bruno's), and Burning Man's roadside office. The gas station closes at 9:00 p.m., as does Bruno's restaurant. Please remember that these twin towns are NOT extensions of Black Rock City.

DO NOT replenish your water supply from a local spigot. Water is precious in the desert. This water belongs to local residents.

DO NOT deposit any form of garbage here or by the roadside.

DO NOT speed through these towns, and avoid blocking driveways if you park your car. The citizens of Gerlach and Empire welcome us, but bad behavior on your part can undermine this relationship. Behave as you would in any small community. Life moves at a slower pace in Black Rock Country. Local merchants are unaccustomed to crowds of customers. Be courteous and patient, dress appropriately and do not impart a party atmosphere. We are guests here. Be friendly to all local residents.



# LAW ENFORCEMENT

at Burning Man



**Law Enforcement Feedback Forms**  
The Burning Man Project wants to know about your significant interactions with the law enforcement agencies that work at our event. You can fill out a Law Enforcement Feedback Form at our Black Rock Ranger headquarters in Center Camp. We are interested in gathering


positive feedback, as well as identifying any areas of concern. What's most important is same-day feedback, that will be discussed with law enforcement on playa in a timely fashion. Be sure to obtain as much information as you can for the Feedback Form including the officer's name, agency, vehicle license plate number, etc.

## What Public Agencies Patrol The Event?

- **Federal Bureau of Land Management Rangers**
- **Pershing County Sheriff's Office and law enforcement personnel from other counties under contract with Pershing County**
- **Washoe County Sheriff's Office**
- **Nevada Department of Investigations**
- **Nevada State Health Division**

The Nevada State Health Division is genuinely concerned about the health of our citizens and prevention of food-borne epidemics. Please cooperate with their lawful inspections of all public food preparation sites at our event.

Federal BLM Rangers patrol both our city and the Black Rock Desert. Law enforcement personnel associated with Pershing County patrol Black Rock City. Law enforcement officers from Washoe County primarily patrol the nearby town of Gerlach. It is not the mission of these agencies to police your lifestyle or inhibit self-expression. They fulfill the same function as the police in any city. In the past, they have conducted search and rescue missions and assisted us in evictions. It is also their duty to respond to any infraction of the law that is brought to their attention.

Members of our own volunteer organization, the **Black Rock Rangers**, wear khaki-colored attire. An insignia  that features the Burning Man logo identifies our Rangers and their vehicles. They do not represent a law enforcement agency and do not directly deal with violations of the law, apart from infractions of the public rules of Black Rock City. They are a non-confrontational mediating entity devoted to public safety and the quality of participant experience. They are members of our community. You should feel free to request assistance from them at any time. **The Black Rock City Emergency Services** department wears yellow uniforms that have "Emergency Services" printed on them and feature the Burning Man logo on their uniforms and vehicles. They provide Black Rock City with fire fighting, emergency medical, and mental health services. They do not represent law enforcement or any outside agencies.

## WHAT IS ILLEGAL? WHAT ARE THE CONSEQUENCES?

Even though Black Rock City is in a remote environment, numerous Federal, State, and Local Laws apply. The following are just some of the laws you should be aware of:

- **Serving alcohol to minors is a violation of the law.** It is a misdemeanor in Nevada to give alcoholic beverages to any person under the age of 21 in a public place. Although Burning Man has some characteristics of a private event, please don't forget that with respect to public safety laws, most of Black Rock City is considered public space. For example, if your theme camp has a "bar" open to participants where alcoholic drinks are gifted then it is considered a public space in the eyes of the law. Therefore, it is the responsibility of the person serving alcohol to check IDs and ensure that everyone in the immediate vicinity is at least 21 years old.
- **It is illegal for minors to consume or possess alcoholic beverages, as well as loiter where alcoholic beverages are being served.** Pershing County prohibits minors from consuming alcohol. Also, it is a misdemeanor for anyone under 21 years old to pass him or herself off as being of age.

**Be aware that undercover law enforcement officers will be policing the areas of Black Rock City where alcoholic beverages are being served.** Please do your part to keep our under-aged participants safe and lawful!

- **The use and possession of illegal drugs and possession of such drugs with intent to distribute are violations of the law.** Depending on the particular offence and the citing agency, the possession of marijuana may represent either a misdemeanor or a felony. Under federal law possession of small quantities of marijuana for personal use is a misdemeanor. This can result in the issuance of a ticket that imposes a \$250 fine. Nevada has very strict drug laws. Any possession of marijuana is a misdemeanor, with a bail of \$250 to \$650, a fine of \$600 and possible drug treatment. Possession of any other illegal drug is a felony offence with a bail in state court of \$1,500 or a misdemeanor with a fine of \$250. The possession of any illegal drug with intent to distribute is a more serious felony offence in all jurisdictions. The possession of large quantities or a variety of drugs may be interpreted as evidence of intent to distribute. Furthermore, the act of distribution is not confined to the sale of such substances. It can mean any form of distribution including gifts. Giving a gift of an illegal substance, even a very small amount, is viewed as a form of distribution. The offence of distribution involves incarceration. State laws impose bails ranging between

\$5,000 and \$250,000. The nearest courts are located in either Reno or Lovelock, depending on the crime and law enforcement agency.

- **Possession of drug paraphernalia is a violation of the law.** This is a misdemeanor in the State of Nevada. Possession of drug paraphernalia is punishable by up to six months in jail and a fine up to \$1,000. There are undercover officers in Black Rock City. Giving illegal substances to someone else could rise to the level of drug trafficking. Legal considerations aside, if someone is begging for a gift, then he or she is not in tune with the gifting spirit of Burning Man. Gifts are best when given gratuitously; not when asked for.

- **Driving Under the Influence is a violation of the law.** Driving under the influence is a crime in Nevada. The state's blood alcohol limit (BAC) is .08 for drivers 21 years of age and older, and 0.02 for drivers under 21. Note that the BAC is only a guide. Drivers can be arrested and convicted for DUI with a lower BAC, or for driving under the influence of controlled or prohibited substances. Be aware that you cannot refuse a test. By driving in Nevada you automatically consent to breath or blood testing. Refusing a test is grounds for arrest. Typical penalties for a first DUI offense are as follows:

- Arrest
- Vehicle Impoundment
- Two days to six months in jail or community service
- Fine of \$400 to \$1,000
- Chemical Test Fee: \$60
- DUI School or Substance Abuse Treatment
- Victim Impact Panel
- Possible Driver's License revocation
- Increased car insurance premiums

Penalties increase with subsequent offenses. More information can be found at [www.dmvnv.com/sitemap.htm](http://www.dmvnv.com/sitemap.htm) Any act of assault or theft is a violation of the law, and may be cited as a felony federal offence. You may be charged in court and face prison time.

- **The discharge of unauthorized fireworks is a violation of the law.** This is a violation of federal, state and county laws. It is a misdemeanor and may result in a federal fine of \$50. Pershing County regulations, especially in the case of unauthorized fireworks that pose a direct threat to public safety, impose a fine of \$615. Participants who wish to create pyrotechnic art should contact [pyro@burningman.com](mailto:pyro@burningman.com) in advance of the event.



**LIGHT YOUR MOTORIZED VEHICLE.** BLM regulations require that all motorized vehicles have front and rear lights and that includes light-weight motor scooters and go-peds. Wear a headlamp and a blinky light on your back to avoid getting cited.

**DEFECATION ON THE PLAYA IS VIOLATION OF THE LAW.** This is a violation of federal regulations. You may be issued a ticket that will cost you \$50 or more.

**YOU MAY ONLY COME INTO AND OUT OF THE EVENT SITE THROUGH THE GATE.** Closure order infractions are a violation of the law. There is a federal closure zone around BRC to ensure the safety of participants and users of the Black Rock Desert. Our permit issued by the Bureau of Land Management requires the closure. Driving outside of Black Rock City in an area adjacent to its boundaries can result in a ticket issued by the Bureau of Land Management. These violations usually occur when would-be participants try to break through our city boundaries or when people attempt to avoid traffic at the conclusion of the event.

**PROPER USE OF THE MAIN GATE FOR EXIT PURPOSES WILL BE STRICTLY ENFORCED BY LAW ENFORCEMENT DURING EXODUS ON SUNDAY AND MONDAY.** Ignoring posted speed limits or boundary signs on the playa may result in a moving violation that imposes a \$250 fine. Hiking in or through the closure zone is highly discouraged. Those on foot in this area should be prepared to show a ticket stub or risk deportation to the front gate for payment. Using area hot springs during the event will violate BLM closure orders.

**PUBLIC AND PRIVATE: YOUR RIGHT TO PRIVACY**  
Burning Man is a state of mind, and Black Rock City is an extremely interactive environment, ordered by gift giving. Many distinctions between what is private and what is public tend to soften and disappear. However, Black Rock City is also subject to county, state, and federal laws. If you violate these laws you may be subject to arrest or citation. If a law enforcement representative requests to enter your home — your tent or your RV — you do not have to

admit them unless they have a warrant signed by a judge. However, with probable cause and in some emergency situations (as when a person is screaming for help inside, when the police are chasing someone, or when an officer witnesses illegal activity occurring within your home) they are allowed to enter and search your domicile without a warrant. Both sight and scent of illegal activity may be held by a court to represent probable cause. The more steps you take to make your vehicle or tent private, the more expectation of privacy you will have against an unwarranted search. On the other hand, if your tent has no walls, or your vehicle doors are always open, then your right to privacy is diminished and police may search without a warrant. Illegal behavior conducted in plain sight is subject to acts of law enforcement in Black Rock City. You have the right not to consent to a search if the police officer asks for your permission to search. If you are arrested, the police can search you and the area “close by”, which usually means just the room you are in. This does not mean adjacent tents or RV’s where there is no evidence of criminal activity.

## HOW TO BEHAVE:

It is the duty of all law enforcement personnel to enforce the law. Any illegal action witnessed by the police can lead to a citation or your arrest. Therefore, your best protection is to obey the law. However, everyone has a right to courteous, respectful and legally correct treatment by police officers. If you feel you have been mistreated, or have been threatened with consequences if you do not surrender your rights, you should remember the officer’s name and badge number and write down everything you can remember about the incident. If you feel your rights have been violated, file a written complaint at Ranger Headquarters in Center Camp as soon after the incident as possible. On the other hand, you should always remain polite and respectful. Stay calm and control your words, body language and emotions. Never touch a police officer. Do not resist, even if you believe you are innocent, and don’t complain at the scene or attempt to rally support from bystanders. Don’t tell the police they’re wrong or that you’re going to file a complaint. Be prepared to exercise your rights, but try also to imagine what occurs from their point of view. Law enforcement is a difficult and dangerous job. It is likely that the police are just as apprehensive as you are. Your actions can allay this anxiety and prevent harmful consequences. In some cases you may be called upon to assist in a criminal investigation. Participants should cooperate to the best of their ability with law enforcement in such circumstances.

### IF YOU ARE STOPPED FOR QUESTIONING:

1. If the officer asks for your name, you should answer the question truthfully. Failure to identify yourself to a requesting police officer is a crime in Nevada and does not violate your right to remain silent.
2. Other than providing your name, it’s not a crime to refuse to answer questions, although refusing to answer can make the

- police suspicious of you. It is your constitutional right not to incriminate yourself, but at the same time, law enforcement does have expectations of reasonable cooperation. While you cannot be arrested merely for refusing to supply information, a refusal to do so could cause you to be taken into custody as the suspected crime is investigated.
3. Police may “pat-down” your clothing if they suspect a concealed weapon. If you do not want to consent to any further search, make this clear.
  4. Ask if you are under arrest. If you are, you have a right to inquire as to what you did that compelled the law enforcement officer to take action.
  5. Don’t bad-mouth the police officer or run away. Even if you believe what is happening is unreasonable, this behavior could lead to your arrest.
  6. If a BLM ranger requests your Social Security Number you are required by Federal Law to give it to them or you may be arrested.

### IF YOU ARE A BYSTANDER:

If you are witness to an arrest or questioning or present at a crime scene, do not interfere with law enforcement officers or attempt to offer advice to persons being detained.

### If you are arrested or taken to a police station:

1. You have the right to remain silent and talk to a lawyer before you talk to the police. You may choose to tell the police nothing except for your name, address, and social security number. If you choose to exercise this right then you don’t have to give any explanations, excuses or stories. You can make your defense later, in court, based on what you and your lawyer decide is best. Arrested individuals often feel the need to prove their innocence by speaking to police. You do not have to prove that you are innocent.

2. Within a reasonable time after your arrest or booking, you have the right to make a local phone call to a lawyer, bail bondsman, a relative or any other person. The police may not listen to a call to the lawyer.
3. If you can’t pay for a lawyer, you have a right to a free one, and should ask the police how the lawyer may be contacted.

### IF THE POLICE STOP YOUR CAR, REMEMBER THE FOLLOWING:

1. Upon request, show police officers your driver’s license, registration and proof of insurance. In certain cases, your car can be searched without a warrant if the police have probable cause (e.g., if there is contraband visible to the officer). If the officer has probable cause, he or she will inform you that they are going to do a search. You should not resist. If, however, the officer asks you if you consent to a search, then you have the right to refuse consent. It is not lawful for police to arrest you simply for refusing to consent to a search.
2. If you’re given a ticket, you should sign it; otherwise you can be arrested. You can fight the case in court later.
3. If you’re suspected of alcohol or drug impaired driving (DUI) and refuse to take a blood, urine or breath test, your driver’s license will be suspended. In addition, under Nevada law, a forced blood draw process can be undertaken. *Some text provided by the American Civil Liberties Union, [www.aclu.org](http://www.aclu.org)*



### About the highways leading to the event:

Representatives of state and county law enforcement, principally the Nevada Highway Patrol, are present on the highways leading to our event. The Pyramid Lake Tribal Police also patrol the area around the town of Nixon. Speed limits are strictly enforced in municipal areas. The open road is also heavily patrolled during our event. It is illegal to park by the side of the road except in turnout areas. It can also be very dangerous to pull over — a large portion of this highway is bordered by soft shoulders. However, should your car break down it is wise to pull over as far as possible to avoid slowing traffic or creating a hazard. You should drive carefully and observe all speed limits.

## NEVADA HIGHWAY PATROL TRAVEL TIPS

The Nevada Highway Patrol would like to provide some travel tips to participants traveling to the event. Troopers encounter stranded motorists with a wide variety of mechanical problems that can be avoided with a little extra preparation before leaving.

### Load Your Vehicle Safely!!

Loading your vehicle properly, whether it is a car, truck, trailer, motor home, or anything being towed, will make your trip to and from Burning Man safer and less stressful. By applying some simple precautions, your load can be made safe.

**Never exceed the load capacity or the towing capacity of the vehicle or trailer.** Check the recommended (not the maximum) weights for your vehicles and do not exceed them.

**Load your vehicle safely.** Heavy items should be located low, centered, and over or between the axles.

**Secure your load** with straps or rope.

**Make sure that the brakes and lights work** on the trailer you're towing. (This also applies to all of your vehicles.) Always use **safety chains**, installed between the trailer and the tow vehicle.

**Do not overload the roof or roof rack** on your vehicle. Large or bulky objects, even though they are lightweight, can make driving dangerous in cross winds. They may loosen and fall off. An extraordinary amount of full trash bags were found along the roadside after Burning Man 2005. The only reasonable explanation was poorly secured loads. When towing a trailer, **do not exceed the torque weight recommendations** for the trailer and the hitch.

**Before leaving for the Black Rock Desert, you should follow these tips to ensure your vehicle is ready for the trip:**

1. Have your local mechanic inspect your:

- Radiator
- Belts
- Hoses
- Tires, including your spare
- Brakes
- Lights

2. **Do not load your vehicle so much that it limits your visibility.** You should be able to see out of all your windows.

3. **Take frequent breaks from driving.** For a more thorough explanation of these vehicle precautions, visit the website [www.sherline.com/lmbook.htm](http://www.sherline.com/lmbook.htm). By following these recommendations and using some common sense, your trip to Burning Man should be safe and smooth. Basic information on driving safety can be obtained from your state Department of Motor Vehicles.

### Vehicle Maintenance Tips

There are several things to keep in mind when preparing your vehicle. You are traveling to the Nevada desert in August. Temperatures can reach well above 100°F during the day. Keep in mind that your vehicle is going to be loaded with the extra weight from the gear that you will be taking to the event. Check your vehicle's tires and air pressure again after loading your vehicle. These extra precautions can help avoid a breakdown.

# TRANSPORTATION & EXODUS

## Special note on EXODUS...

Every year we have major issues with all the highways leading away from Black Rock City being strewn with trash and debris. **LEAVE NO TRACE DOES NOT STOP ON THE EDGE OF THE PLAYA!!!** It's always hard to tell what trash has flown off of the top of haphazardly packed vehicles and what is just dumped; we do know that the trash causes some major problems and concerns. Debris on the highway is a hazard that can cause accidents. Don't let your trash cause someone

to get hurt or killed. Most of the highways around the event are pristine wilderness: when they are covered with trash it looks ugly and pisses off a lot of people, including the local townsfolk, the BLM, and local Indian Tribes who don't want to see or deal with other people's garbage. Nobody wants to come along and clean up after you, so please don't create the mess for them.

See the tips in this guide about LEAVING NO TRACE. THINK about your garbage before you leave home; pack so that you create less trash to bring home with you. And finally, when you leave Black Rock City, pack your garbage and belongings so that they will NOT fly off when you are going 70MPH down the highway (put loose items in your car and not on top), and then dump your garbage only in APPROVED FACILITIES. Thanks for doing your part!

## Suggestions:

1. **Get gas and other supplies on the way to the event before arriving at Black Rock City.** Our biggest problem is everyone trying to stop in Gerlach and Empire on the way out which causes huge jams and backups.
2. **Don't leave Monday afternoon.** This is the busiest time. Also be wary of leaving Sunday right after the evening's burns have ended.
3. Agree to have each vehicle in your camp **leave at different times** and spread this time out as much as possible. We recommend 2-3 hour intervals.
4. **Tune in to Burning Man Information Radio at 94.5 FM** for

detailed traffic reports.

5. If you must stop outbound in Gerlach or Empire be careful to pull off the road so as not to create back-ups through the towns and all the way to Black Rock City.
6. If you break down or have car problems, make sure you get off the road and out of the way so the traffic can keep moving. Keep safe, and get out of the way as soon as possible.
7. **Make sure your load is secure.** We don't want accidents to happen, or to have trash strewn along the highway.
8. **OBEY SPEED LAWS.** Particularly through small towns.

Be extra courteous of local traffic. We're recruiting dozens of volunteers to help direct traffic on Sunday and Monday, and bid a friendly goodbye to everyone. Come to Playa Info in Center Camp during the event for information on how to help. Off the playa, you can reach us at [exodus@burningman.com](mailto:exodus@burningman.com).



9. **Don't cut in line or attempt to find another exit.** All routes will be monitored by law enforcement agencies during exodus. Any vehicle caught cutting in line may be fined, as well as escorted further back than their origin point.



### Garbage Disposal After the Event

Do NOT discard refuse along the highway or in neighboring towns. Pack your load securely. (For more information see **Travel Tips** on page 14.) In the event you have to portage garbage on top of your vehicle, make sure it is double bagged and strapped down securely. Several public landfills are located conveniently nearby.

Do NOT dump trash at the westbound I-80 "Wadsworth" rest area. In 2005 the dumpsters were overflowing into the parking lot. The Burning Man event organizers may be forced to surrender a significant bond for clean up of this area if participants do not cease dumping in this area, which will affect your ticket prices. This year the Nevada Highway Patrol may be issuing littering tickets to anyone placing trash on the ground. There is a \$1000 fine for littering.

#### In Fernley, NV

**FERNLEY SANITATION** (775) 575-4964 will be OPEN through the Labor Day weekend, 7:00 a.m. - 4:30 p.m. every day. The office (but not the dump) is closed on weekends. The rate is \$16.00 for up to 3 cubic yards (27 cubic feet). To reach Fernley Sanitation from Burning Man head south through Nixon and Wadsworth. When the road ends at 427 go left. (either direction takes you to I-80) You'll go under I-80 and past the Pilot Gas Station on your right. Stay on Main Street to the light. At the light, make a right onto Alternate US Highway 95a. Go about 2 miles and on the left you will see the Public Wreckage Disposal building. Stop at the scale house on your way in.

#### In Lockwood, NV

**LOCKWOOD LANDFILL** (775) 342-0401 will be open only on Saturday & Sunday of Labor Day Weekend. They will not be open on Monday of Labor Day Weekend. They operate 7:00 a.m. - 4:30 p.m. seven days a week except holidays. The charge is \$4.00 per cubic yard with a \$2.00 environmental fee per cash customer. Head West on I 80; get off at the Mustang exit (number 23). Go straight and continue past the cattle guard for approximately 2 miles. The entrance is on the left-hand side.

#### In Reno, NV

**RENO DISPOSAL SERVICES** (775) 329-8822 will be OPEN through the entire Labor Day weekend. Hours are 6 a.m.-6 p.m. Monday - Saturday and 8 a.m.-6 p.m. holidays and Sunday. The location in Reno is 1390 Commercial Row. Charge is \$6.00 per cubic yard, with a \$20 minimum. From I-80 westbound, take exit 14 and go south on Wells Avenue. Make a left turn onto 6th Street and then a right onto Sutro Street. Make a left onto Commercial Row and look for 1390 on your left.



#### WHERE TO TAKE YOUR RECYCLING

Seek out recycling and salvage centers along your route home. Do your best to make Burning Man a no waste even this year! Go to: <http://www.earth911.org/master.asp> and enter zip code to find nearest location.

##### RSW Recycling

NOTE: closed on Labor Day!  
[www.wm.com/Templates/FAC5721/contacts.asp](http://www.wm.com/Templates/FAC5721/contacts.asp)  
1100 East Commercial Row  
(Grand Sierra Resort – Reno Hilton)  
Reno, NV  
(775) 329-8822

or...

##### RSW Recycling

NOTE: closed on Labor Day!  
1451 East Greg Street  
Sparks, NV  
(775) 329-8822

#### WHERE TO TAKE YOUR GREY WATER

Please check with the dumping station before the event for disposal charges and to determine if they can handle the amount of water you are planning to dump! Larger camps should consider setting up a contract with Johnny on the Spot to collect grey water. With 30 days notice, they will provide a collection tank for you at the event that they will collect at the end of the event for disposal.

##### Reno/Boomtown KOA

[www.koa.com](http://www.koa.com)  
I-80 Exit 4 "Boomtown"  
2100 West Garson Rd.  
Verdi, NV  
(775) 345-2444

##### Baldinis Sports Casino

[www.Baldinissportscasino.com](http://www.Baldinissportscasino.com)  
865 S. Rock Blvd. (corner of Glendale)  
Reno, NV  
(775) 358-0116

##### TA Travel Center

I-80 Exit 19  
East McCarren Blvd.  
Sparks, NV  
[www.tatravelcenters.com](http://www.tatravelcenters.com)

##### Loomis RV Park

3945 Taylor Road  
(North on Sierra College Blvd.  
to Taylor Road)  
Loomis, CA

##### Sacramento 49er Travel Plaza

[www.sacramento49er.com](http://www.sacramento49er.com)  
I-80 Exit 85 (West El Camino Ave. Exit)  
2828 El Centro Road  
Sacramento, CA  
(916) 927-4774

# HOW TO GET TO BURNING MAN

## Getting to Gerlach from the North

Begin at the town of Alturas located in northeast California along Hwy 395. This is the last opportunity to fill up on gas and the last services for a hundred miles. Take Hwy 229 east about 25 miles, then turn south onto Hwy 447 and proceed about 75 miles to Gerlach. Get gas when you arrive so you'll have it when returning home.

## Getting to Gerlach from the West

From Reno, Nevada, take Hwy I-80 east for approximately 25 miles. Take the Wadsworth/ Pyramid Lake Exit #43 to Hwy 447. Go north one mile to Wadsworth and turn left, staying on Hwy 447. It's 75 miles to Empire where gas and supplies are available. Continue 3 miles on Hwy 447 to Gerlach where gas is also available. Get gas when you arrive so you'll have it when returning home.

## Getting to Gerlach from the East

From Winnemucca, there is really only one primary option:

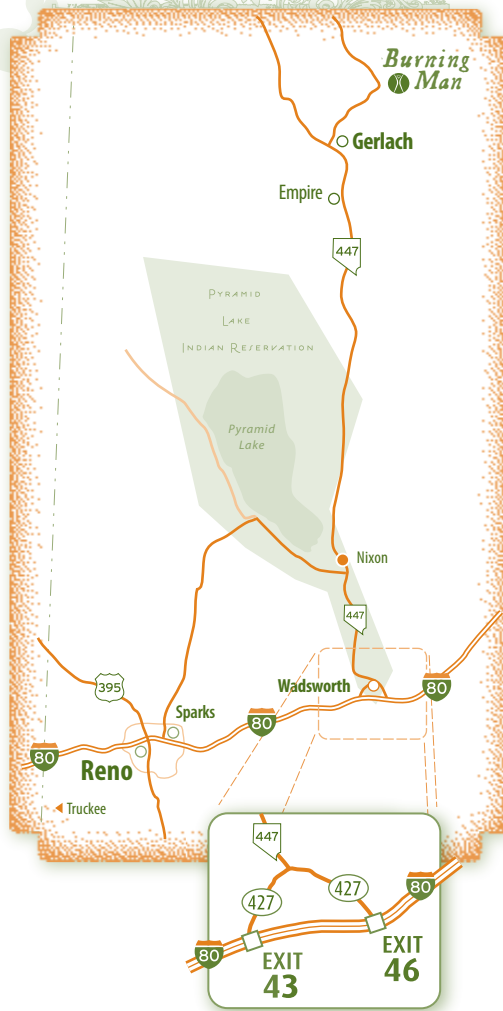
1. I-80 is the primary route to follow for 130 miles to exit 43 then follow the same directions as above from Reno.
2. The other route, Jungo Road, visible on a map, is a very rough dirt road with easy-to-miss turns, mining vehicles, a couple of treacherous dips and is guaranteed to cause one flat if not more. Please do not attempt this route.

## For directions to Gerlach from the South

please see: [http://www.burningman.com/preparation/travel\\_info/la\\_to\\_brc.html](http://www.burningman.com/preparation/travel_info/la_to_brc.html)

## Local Directions to Black Rock City from Gerlach, NV

From Gerlach, go northwest on Highway 447 for one mile to the fork. Take the right-hand fork, Hwy 34, and continue 8 miles to the Burning Man entrance. You WILL see signs marking our entrance. Note: The 3-mile playa entrance (first turn-off) used in previous years is NOT an entrance to our event. The 12-mile playa entrance just beyond ours will not take you to Burning Man and will be patrolled by BLM Rangers. Please consider filling up on gas on your way into the event; it is much easier to do this than to get gas on the way out.



## Travelers Advisory

The state highway leading to Gerlach (the closest settlement to Black Rock City) and all other roads in the area are patrolled by the Nevada Highway Patrol. 25 mph, as posted in nearby towns, means exactly that. **Local kids and pets play in the road - so be careful.** If stopped for speeding on tribal lands (Nixon and Wadsworth) you should be prepared to post a fine immediately. Outside of town, be prepared to share the road with livestock and wildlife. Most vehicle accidents in which participants are injured occur on Hwys 447 & 34 on the final approach to Black Rock City. It is sadly ironic that people have often made it across the country only to have a serious injury in the last few miles. Please be cautious! **Tired? Then stop to rest!** Be alert for cattle and deer that will dart into the road in front of you, especially at night. You may survive impact with a cow, but the animal and your car won't. A note about jackrabbits: there is an overabundance of them and they are "kamikaze." It is not worth jeopardizing your safety to swerve in an attempt to avoid them. Stop and look carefully at all train crossings. Estimating the speed of trains is misleading in the broad desert expanse. Always wait for oncoming train to pass before crossing railroad tracks.

Be advised that law enforcement has been known to search vehicles. Do not park alongside Highway 34. The county sheriff will ticket any vehicles that are parked by the roadside. The road to our encampment is your only access to Black Rock City. There are no other routes.

The Bureau of Land Management has declared an off-road closure throughout a two-mile area around our city. It will be patrolled by law enforcement agencies. Anyone attempting to enter the playa off-road will be subject to substantial fines. Furthermore, the margins of the lakebed are saturated with water flow. You will get stuck. Mired vehicles may remain stranded for days or weeks.

**ALERT: ABOUT DRIVING THROUGH SCHURZ ON HWY 95:** In 2005 several participants reported that the tribal police in Schurz harassed, searched, and arrested them without probable cause. **Do not attempt to drive through Schurz on hwy 95.**

## More Roadway Travel Tips

Many of the motorists traveling to the Black Rock Desert will travel on Interstate 80 until they reach the Wadsworth exit. The roadway from Wadsworth to the Black Rock Desert (State Route 447) is very different from I-80. I-80 is designed to accommodate several thousand vehicles per hour. SR-447 is a two lane road without wide paved shoulders, signs indicating rest areas or pull-outs like a major highway. SR-447 has many blind curves, grades, "open range" areas, and soft dirt roadway shoulders.

## A few tips to follow when traveling on State Road 447:

- 1 Use the Nixon gas station's rest area (and fill up your gas tank) before traveling north to the event. This will help reduce the need to stop along side the road and the potential of getting stuck in the soft sand (this occurs often).
- 2 This is "open range" area. "Open range" is a term that indicates there are no fences bordering the roadway, so cattle explore the range freely. After dark the cattle are often drawn to the road to soak up the warmth retained in the asphalt. Cows are worth over \$500 each to a farmer, rancher, or the Native American tribe in the area. Hitting a

cow is no fun, as anyone who's done so can tell you. Be safe, and smart. Travel the speed limit at all times, but do so particularly in areas indicating an "open range".

- 3 If you do need to pull over, look for an area that is wide open and does not have steep dirt shoulders bordering the highway. The area needs to be large enough to get your vehicle completely off the highway, so as not to create a traffic hazard.

- 4 Avoid pulling over near curves and grades. These areas can be extremely dangerous for you and other

motorists when attempting to re-enter the roadway. Other motorists approaching the areas are often unable to see you and are usually traveling at or near 70 mph as they approach your vehicle.

- 5 Make sure to pay attention to the roadway and obey all traffic laws. Buckle up, drive safely and have fun at the event.

(Thank you to the Nevada Highway Patrol for this custom tip list.)

## ~ SURVIVAL GUIDE CREDITS ~

DESIGN: BRIAN de la CRUZ | PROJECT & PRODUCTION MANAGER: REBECCA THRONE | CONTENT COORDINATOR: TERRY SCHOOP | DEPARTMENT MANAGER: MARIAN GOODELL