

LONDON FIRE BRIGADE

ENFIELD

BOROUGH PROFILE

The London Borough of Enfield is home to an estimated 280,000 residents. Over 93,000 people are employed in Enfield and there nearly 7,000 businesses.

There are three fire stations in Enfield but when necessary we will send resources from throughout London to meet local needs. We have worked to identify the main risks in the borough. They are North Middlesex Hospital and Middlesex University, Shell Gases Ltd and a number of other chemical plants, as well as several mainline and London Underground Stations, and busy motorways such as the M25 (from J24 to J26).

Enfield has a variety of residential areas including high rise estates, pre-war housing and modern apartments. Part of our community safety work involves working with the local authority to promote smoke detector ownership and maintenance, along with high standards of fire safety in buildings of multiple occupancy.



Borough Team
99 Church Street
Edmonton, London
N9 9AA
T: 020 7587 7530
F: 020 7587 7396
E: enfieldgroup@london-fire.gov.uk

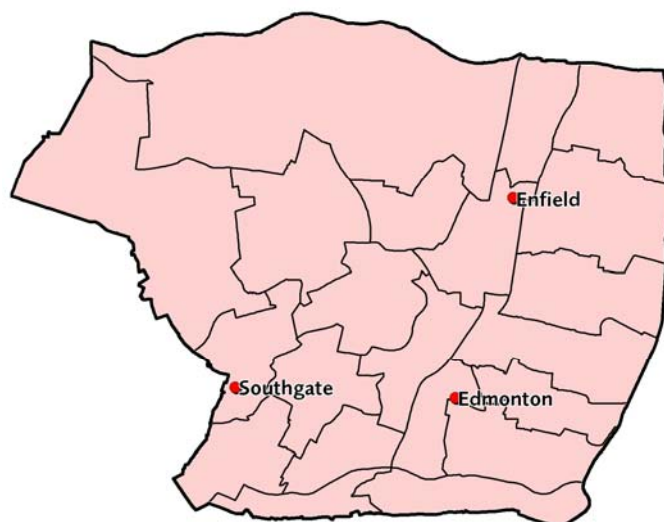
Enfield

Borough
commander

Phil Butler

Fire stations

Edmonton
Enfield
Southgate



Station grounds are not consistent with borough boundaries. A station ground may include parts of a neighbouring borough and appliances from that station would be mobilised to the adjoining borough.

Edmonton A34



Station ground 20.0 Km sq

Operational incidents 2006/07

All fires	655
False alarms	641
Road traffic collisions	72
Other special services	553
Total	1,921

Appliances: two pumping appliances, fire rescue unit and an urban search & rescue unit

Enfield A35



Station ground 34.7 Km sq

Operational incidents 2006/07

All fires	556
False alarms	966
Road traffic collisions	130
Other special services	435
Total	2,087

Appliances: two pumping appliances

Southgate A36



Station ground 29.5 Km sq

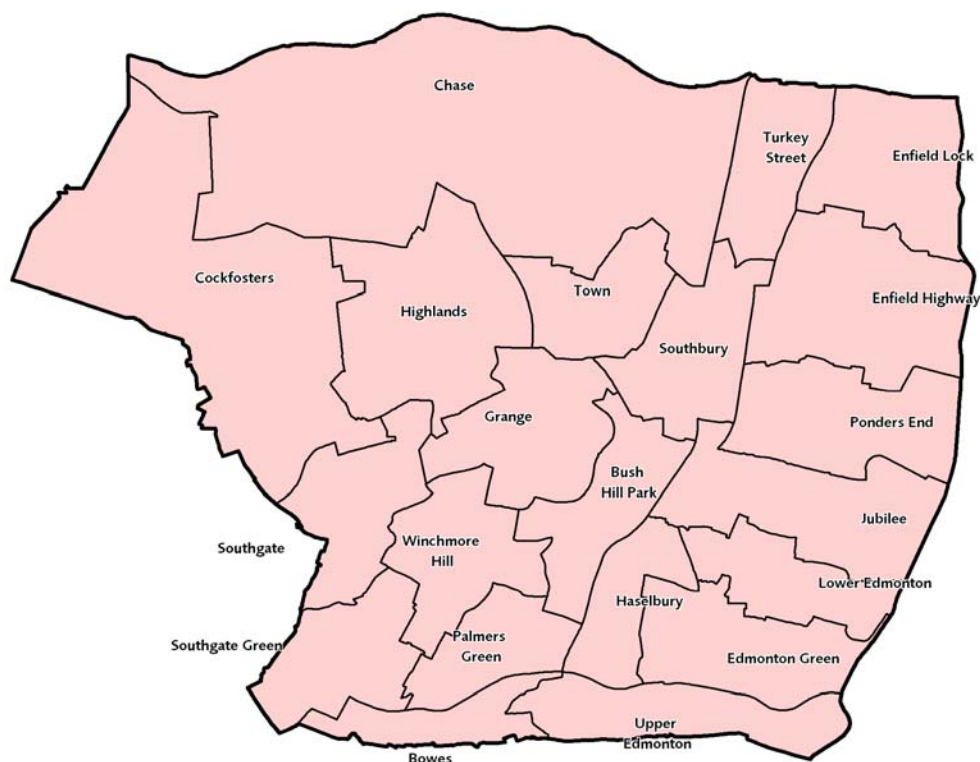
Operational incidents 2006/07

All fires	296
False alarms	455
Road traffic collisions	78
Other special services	272
Total	1,101

Appliances: one pumping appliance and a hose laying lorry

Key facts about Enfield

Area in km ²	82.2	Total population	280,540
Adjoining boroughs	Barnet Haringey Waltham Forest	Number of people per km ²	3,413
		Density ranking in London	28/33



LFEPA family group C

Family groups consist of boroughs with similar characteristics. Boroughs have been grouped together based on their score on the Index of Multiple Deprivation (IMD 2004). Group C boroughs are Brent, Croydon, Ealing, Enfield, Hounslow, Kensington & Chelsea and Wandsworth.

Population and age

0 to 19	73,082	26%
20 to 39	84,396	30%
40 to 59	73,515	26%
60 to 79	38,929	14%
80 and over	10,618	4%

Ethnicity

White	77%
Mixed	3%
Asian	8%
Black	10%
Chinese	<1%
Other	<1%

Living in Enfield

Type of housing

Detached house or bungalow	6%
Semi-detached house or bungalow	24%
Terraced house or bungalow	35%
Purpose built flat or maisonette	27%
Shared house or converted flat	6%
Flat in commercial building	2%
Caravan or mobile home	<1%

Deprivation

Deprivation ranking in London (1 = Most deprivation)	18/33
No of areas in London's 10 per cent most deprived	9 of 81 (7.21%)

Households

Overcrowding ranking in London	20/33
Average household size	2.45
Public sector owned housing	17%
Privately owned housing	83%

Employment

No. of VAT registered businesses	6,745
No. of people employed in the borough	93,600
No. of non domestic properties	6,788

Workforce

Business services	14,134	15%
Health and education	19,282	21%
Wholesale and retail	18,814	20%
Transport and communications	7,675	8%
Manufacturing	10,202	11%

Performance and service in Enfield

Emergency calls

Reasons for 999 calls, No. of calls per year and London ranking	Fires	1,423	8/33
	False alarms	1,961	14/33
	Road traffic collisions	253	3/33
	Other special services	1,192	15/33
	Total	4,829	12/33

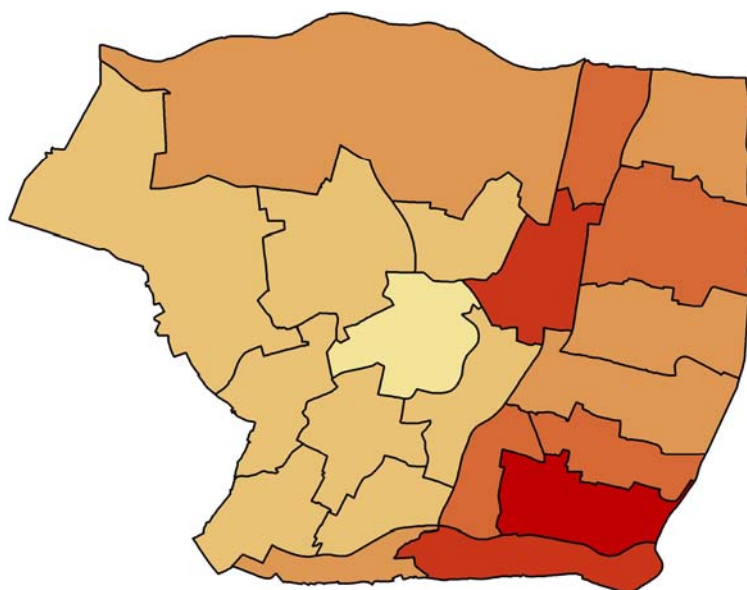
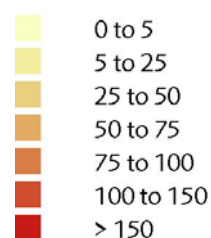
London Fire and Emergency Planning Authority (LFEPA) measures the level of service it provides through performance indicators and performance targets. These indicators are set by government in the form of BVPIs (Best Value Performance Indicators) or by LFEPA with LFPIs (London Fire Performance Indicators). Some measures do not have a target and are referred to as LFSM (London Fire Service Measure). The targets given on the following pages are for 2007/08.

All fires

	02/03	03/04	04/05	05/06	06/07
BVPI 142ii: Primary fires - all	647	710	605	590	542
BVPI 207: Primary fires - non domestic properties	89	99	89	88	87

All Fires

(by ward)



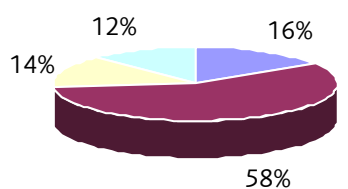
	02/03	03/04	04/05	05/06	06/07
LFSM 8i: Secondary fires - total	909	1,406	892	815	881
LFPI 200v: Secondary fires - rubbish	200	267	258	188	236
LFPI 200iii: Secondary fires - derelict vehicles	158	170	88	59	59

Performance and service in Enfield

	02/03	03/04	04/05	05/06	06/07	Target
BVPI 142iii: Accidental fires in dwellings	193	222	205	203	216	198
BVPI 143ii: Injuries arising from accidental fires in dwellings	14	24	47	42	27	-
LFPI 206: Deliberate primary fires	294	329	235	218	193	194

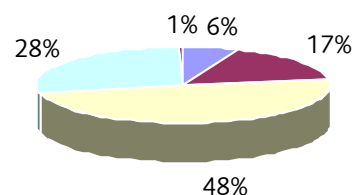
The charts below show the breakdown for deliberate primary and secondary fires by type over the last 5 years.

Deliberate Primary Fires



- Dwelling
- Vehicles
- Non-Domestic Property
- Other

Deliberate Secondary Fires



- Unoccupied building
- Vehicle
- Grass
- Rubbish
- Other

	03/04	04/05	05/06	06/07
LFSM 4: Deaths arising from fires	3	2	2	2
BVPI 143i: Deaths arising from accidental fires in dwellings	3	1	1	1

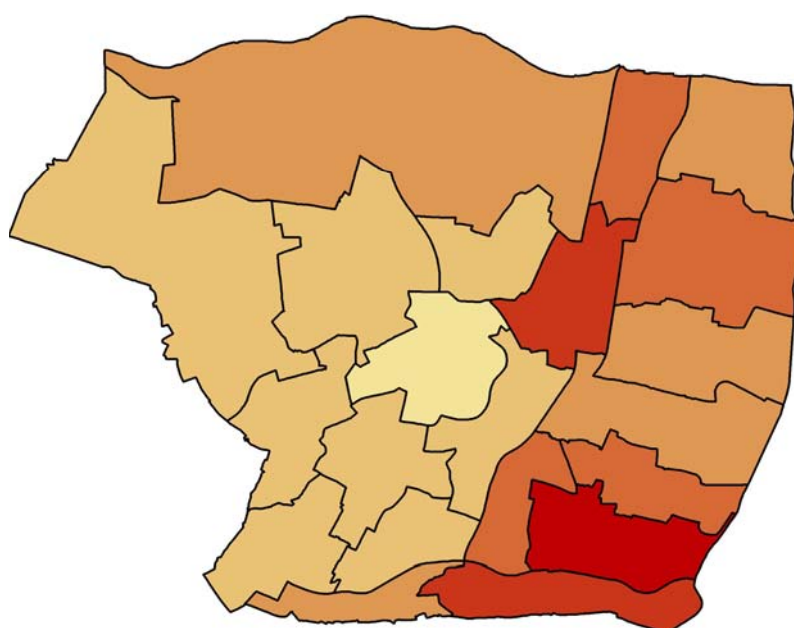
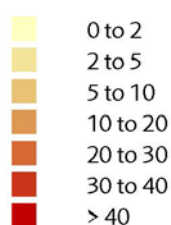
Performance and service in Enfield

False alarms

	02/03	03/04	04/05	05/06	06/07	Target
BVPI 146ii: Malicious false alarms attended	458	404	327	150	103	103
BVPI 149i: Automatic fire alarms (AFAs) in non-domestic properties	783	804	999	907	826	818

Malicious Calls

(by ward)



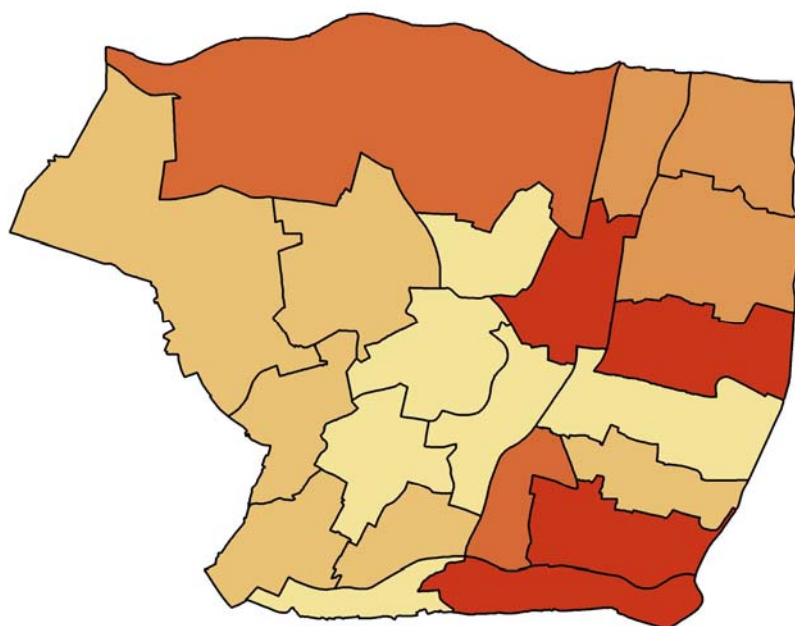
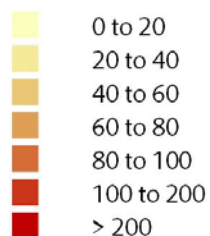
Special services

	02/03	03/04	04/05	05/06	06/07	Target
Road traffic collisions	239	257	275	269	253	-
Chemical incidents	13	14	12	19	32	-
Persons shut in lift	309	298	296	329	311	300
Gaining entry	208	219	199	237	265	-
Flooding	157	152	166	132	140	-
Making structures safe	114	100	84	102	127	-
Other special services	254	285	289	281	317	-
Total	1,294	1,325	1,321	1,369	1,445	-

Performance and service in Enfield

Special Service

(by ward)



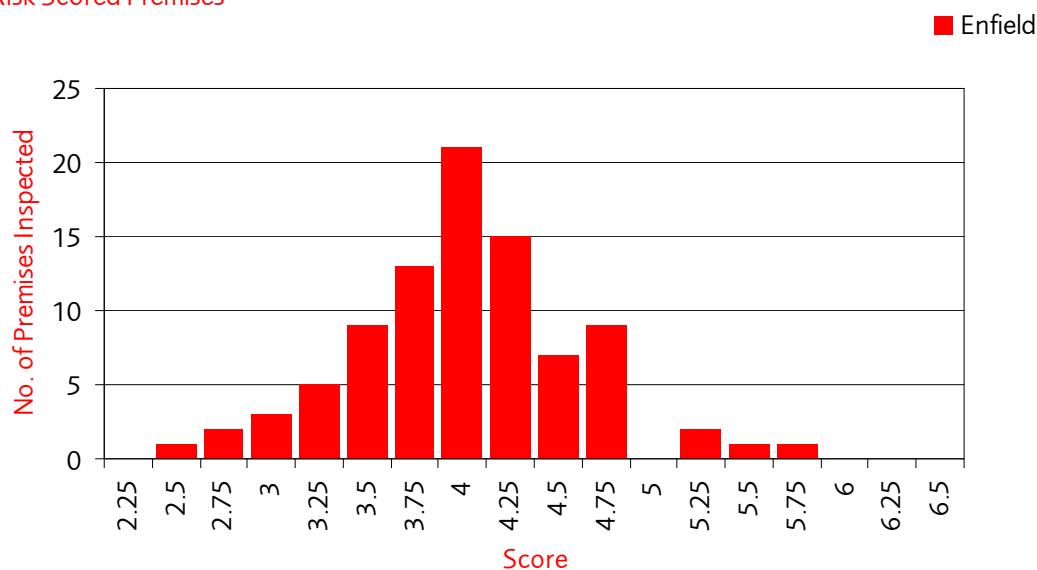
How quickly we get to emergency calls

Our firefighters in Enfield work hard to get to incidents as quickly as possible. On average our first fire engine arrives in 6 minutes and 27 seconds. When we need to, we will send more than one fire engine. On average the second fire engine arrives in 7 minutes and 38 seconds.

Risk scored premises

Under new fire safety legislation that came into force on 1 October 2006, we have the power to enforce the required standard of fire precautions. Our staff carry out fire safety checks to ensure that building managers and occupiers are complying with fire regulations. We have a risk based fire safety inspection programme and every building we check is risk graded and given a score between 2.25 and 6.5, where 6.5 is the highest risk. The graph below shows the number of checks carried out in the six month period following the implementation of the new legislation and the corresponding risk scores.

Risk Scored Premises



Community fire safety

	04/05	05/06	06/07	Target
LFPI 123: Time spent on community safety activity by station based staff	2.39%	9.46%	11.63%	8%
LFPI 125: Home fire safety visits completed by stations	475	659	1,263	1,020
Smoke alarms fitted in the borough of Enfield	794	1,589	3,097	-

Schools Team

The Schools Team visit Year 2 and 6 pupils and deliver a package specifically designed for these age groups. Each class enjoys an hour long presentation with the schools officer, in which they learn the concepts of fire prevention, detection and escape. This hour includes visuals, worksheet activities and videos to stimulate, educate and inform the pupils. High priority schools are found in areas that have historically seen a higher number of accidental residential fires.

	02/03	03/04	04/05	05/06	06/07
Schools Team visits	46	34	29	42	30
High and very high priority schools visited	21	11	12	23	18

Juvenile Firesetters

The Juvenile Firesetters Intervention Scheme is designed to address firesetting behaviour among children and young people. Trained advisors are available to meet with the child or young person and their parents.