

Rice Records

Individual Hitting


Games Played

Career

241, Austin Davis (2001-2004)
 234, Eric Arnold (1999-2002)
 219, Donald Allen (1989-92)
 210, Mark Machalec (1981-84)
 205, Jay Knoblauch (1985-88)
 203, Tyler Henley (2005-2007)
 203, Joe Savery (2005-2007)
 201, Chris Feris, (1988-91)
 198, Carl Mikeska (1982-85)
 196, Dave Edwards (1980-83)
 196, Scott Johnson (1981-84)
 196, Michael Grace (1986-89)
 196, Justin Berg (1996-99)

Season

74, Jacob Baker (1999)
 74, Jason Gray (1999)
 74, Brett Smith (1999)
 74, Damon Thames (1999)
 74, Charles Williams (1999)
 70, Will Ford (1999)
 70, Craig Stansberry (2003)
 70, Vincent Sinisi (2003)
 70, Brian Friday (2006)
 70, Greg Buchanan (2006)
 70, Josh Rodriguez (2006)
 70, Tyler Henley (2006)
 70, Joe Savery (2007)



Austin Davis, 2001-04

Batting Average

Career (400 Career At-Bats)

.399, Damon Thames (1998-99)
 .385, Lance Berkman (1995-97)
 .382, Vincent Sinisi (2002-03)
 .376, Jose Cruz Jr. (1993-95)
 .356, Joe Savery (2005-2007)
 .355, Bubba Crosby (1996-98)
 .355, Chris Kolkhorst (2002-2004)
 .353, Mark Quinn (1994-95)
 .347, Jacob Baker (1996-99)
 .342, Will Ford (1996-99)

Season (2.5 At-Bats Per Team Game)

.431, Lance Berkman (1997)
 .428, Vincent Sinisi (2002)
 .424, Damon Thames (1998)
 .419, Jim Fox (1962)
 .401, Jose Cruz Jr. (1994)
 .398, Lance Berkman (1996)
 .398, Will Ford (1999)
 .394, Bubba Crosby (1998)
 .386, Justin Berg (1997)
 .385, Curtis Fox (1985)

At Bats

Career

924, Austin Davis (2001-2004)
 891, Eric Arnold (1999-2002)
 792, Tyler Henley (2005-2007)
 750, Chris Kolkhorst (2002-2004)
 748, Donald Allen (1989-92)
 742, Jacob Baker (1996-99)
 741, Lance Berkman (1995-97)
 737, Jay Knoblauch (1985-88)
 736, Will Ford (1996-99)
 733, Joe Savery (2005-2007)

Season

317, Charles Williams (1999)
 313, Damon Thames (1999)
 295, Greg Buchanan (2006)
 294, Jason Gray (1999)
 294, Jacob Baker (1999)
 287, Vincent Sinisi (2003)
 283, Damon Thames (1998)
 281, A.J. Porfirio (2001)
 280, Brian Friday (2007)
 278, Brett Smith (1999)

Game

9, several vs. Texas (May 15-16, 1981)

Runs Scored

Career

233, Lance Berkman (1995-97)
 223, Jason Richards (1996-98)
 223, Austin Davis (2001-2004)
 203, Jay Knoblauch (1985-88)
 203, Tyler Henley (2005-2007)
 200, Bubba Crosby (1996-98)
 199, Jose Cruz Jr. (1993-95)
 198, Chris Kolkhorst (2002-2004)
 191, Charles Williams (1997-99)
 184, Chris Boni (1992-95)

Season

109, Lance Berkman (1997)
 88, Damon Thames (1998)
 86, Damon Thames (1999)
 82, Charles Williams (1999)
 81, Joseph Cathey (1997)
 77, Jose Cruz Jr. (1995)
 77, Jeff Venghaus (1996)
 77, A.J. Porfirio (2001)
 77, Chris Kolkhorst (2003)
 76, Lance Berkman (1996)
 76, Jason Richards (1997)

Game

6, Joseph Cathey vs. McNeese State (Feb. 14, 1997, at Cameron Field)
 6, Lance Berkman vs. McNeese State (Feb. 14, 1997, at Cameron Field)
 6, Jason Richards vs. Cincinnati (Feb. 21, 1997, at Cameron Field)
6, Aaron Luna vs. Marshall (May 18, 2006)
 5, by several; latest by **Jess Buenger** vs. Memphis (May 26, 2007, at Greenville, N.C.)

Hits

Career

309, Austin Davis (2001-2004)
 291, Eric Arnold (1999-2002)
 285, Lance Berkman (1995-97)
 266, Chris Kolkhorst (2002-2004)
 261, Joe Savery (2005-2007)
 256, Jacob Baker (1996-99)
 252, Will Ford (1996-99)
 251, Jay Knoblauch (1985-88)
 251, Tyler Henley (2005-2007)
 240, Bubba Crosby (1996-98)

Season

120, Damon Thames (1998)
 118, Damon Thames (1999)
 116, Charles Williams (1999)
 116, Vincent Sinisi (2002)
 110, Lance Berkman (1997)
 105, Will Ford (1999)
 102, Greg Buchanan (2006)
 98, Joe Savery (2007)
 97, A.J. Porfirio (2001)
 97, Vincent Sinisi (2003)

Game

6, Bubba Crosby vs. McNeese State (Feb. 14, 1997, at Cameron Field)
 6, Lance Berkman vs. Cincinnati (Feb. 21, 1997, at Cameron Field)
 6, Will Ford vs. Wisconsin-Milwaukee (May 29, 1999, at Lubbock)
 6, Paul Janish vs. Nevada (Apr. 3, 2004, at Reno)
 5 by several; latest by Joe Savery vs. UCF (May 23, 2007 at Greenville, N.C.)

Consecutive Games Hitting Streak

30, Bubba Crosby (1998)
 29, Charles Williams (1998-99)
 29, Damon Thames (1998-99)


Runs Batted In

Career


272, Lance Berkman (1995-97)
 243, Bubba Crosby (1996-98)
 217, Eric Arnold (1999-2002)
 203, Jose Cruz Jr. (1993-95)
 187, Damon Thames (1998-99)
 185, Jay Knoblauch (1985-88)
 179, Will Ford (1996-99)
 169, Joe Savery (2005-2007)
 162, Jacob Baker (1996-99)
 160, Austin Davis (2001-2004)

Season

134, Lance Berkman (1997)
 115, Damon Thames (1998)
 92, Lance Berkman (1996)
 91, Bubba Crosby (1998)
 89, Mark Quinn (1995)
 88, Bubba Crosby (1997)
 81, Jacques Landry (1996)
 80, Vincent Sinisi (2002)
 76, Jose Cruz Jr. (1995)
 75, Eric Arnold (2002)




Damon Thames, 1998-99



Eric Arnold,
Lovett
1999-2002




Donald Allen,
Sid Richardson
1989-92




Mark Machalec,
Will Rice
1981-84




Austin Davis,
Will Rice
2001-04




Vincent Sinisi,
Baker
2002-03




Chris Feris,
Sid Richardson
1988-91




Carl Mikeska,
Baker
1981-84



David Edwards,
Hanszen
1980-83



Greg Buchanan,
Martel
2005-06



Jose Cruz Jr., 1993-95

Game

- 10, Jose Cruz Jr. vs. Southwest Texas State (Feb. 9, 1995, at Cameron Field)
- 9, Mike Fox vs. Texas Tech (March 22, 1985, at Lubbock)
- 8, Eric Graff vs. Lamar (April 9, 1985, at Cameron Field)
- 8, Bubba Crosby vs. McNeese State (Feb. 14, 1997, at Cameron Field)
- 8, Lance Berkman vs. Cincinnati (Feb. 21, 1997, at Cameron Field)
- 8, Lance Berkman vs. Northwestern State (Feb. 23, 1997, at Cameron Field)
- 8, Damon Thames vs. TCU (April 3, 1998, at Cameron Field)
- 8, Bubba Crosby vs. New Mexico (April 11, 1998, at Albuquerque, N.M.)
- 8, Vincent Sinisi vs. Southwest Texas State (March 3, 2002, at Reckling Park)

Doubles

Career

- 65, Austin Davis (2001-2004)
- 64, Eric Arnold (1999-2002)
- 64, Lance Berkman (1995-97)
- 60, Damon Thames (1998-99)
- 56, Joe Savery (2005-2007)
- 55, Brian Friday (2005-2007)
- 51, Jay Knoblauch (1985-88)
- 49, Jacob Baker (1996-99)
- 50, Tyler Henley (2005-2007)
- 47, Will Ford (1996-99)

Season

- 36, Damon Thames (1998)
- 29, Brian Friday (2007)
- 26, Lance Berkman (1995)
- 26, Tyler Henley (2006)
- 25, Hunter Brown (2001)
- 24, Jacob Baker (1999)
- 24, Will Ford (1999)
- 24, Damon Thames (1999)
- 24, Austin Davis (2003)
- 22, Lance Berkman (1997)
- 22, Charles Williams (1999)
- 22, Vincent Sinisi (2002)

Triples

Career

- 20, Bubba Crosby (1996-98)
- 15, Jay Knoblauch (1985-88)
- 15, Chris Boni (1992-95)
- 15, Charles Williams (1997-99)
- 15, Tyler Henley (2005-2007)
- 13, Damon Thames (1998-99)
- 11, Lance Berkman (1995-97)
- 11, Will Ford (1996-99)
- 10, John Eierman (1989-91)
- 10, Chris Kolkhorst (2002-2004)
- 10, Josh Rodriguez (2004-2006)

Season

- 11, Bubba Crosby (1997)
- 9, Charles Williams (1999)
- 8, Jason Gray (1999)
- 7, Chris Boni (1995)
- 7, Damon Thames (1998)
- 7, Matt Fox (1999)
- 7, Tyler Henley (2006)
- 6, Robert deLeeuw (1978)
- 6, Scott Johnson (1983)
- 6, Patrick Hallmark (1995)
- 6, Bubba Crosby (1996)
- 6, Will Ford (1997)
- 6, Damon Thames (1999)

Home Runs

Career

- 67, Lance Berkman (1995-97)
- 59, Bubba Crosby (1996-98)
- 43, Jose Cruz Jr. (1993-95)
- 42, Eric Arnold (1999-2002)
- 39, Jay Knoblauch, (1985-88)
- 37, Damon Thames (1998-99)
- 33, Jacques Landry (1995-96)
- 32, Enrique Cruz (2001-03)
- 29, Jason Richards (1996-98)
- 29, Jacob Baker (1996-99)
- 29, Aaron Luna (2006-active)**

Season

- 41, Lance Berkman (1997)
- 26, Damon Thames (1998)
- 25, Bubba Crosby (1998)
- 22, Bubba Crosby (1997)
- 20, Lance Berkman (1996)
- 20, Jason Gray (1999)
- 19, Jacques Landry (1996)
- 18, Mark Quinn (1995)
- 16, Jose Cruz Jr. (1995)
- 16, Enrique Cruz (2002)
- 16, Aaron Luna (2006)**

Game

- 4, Lance Berkman vs. Massachusetts (March 9, 1996, at Cameron Field)
- 4, Bubba Crosby vs. New Mexico (April 11, 1998, at Albuquerque, N.M.)
- 3, Carl Reynolds vs. Baylor (March 22, 1956, at Rice Field)
- 3, Eric Graff vs. TCU (March 27, 1987, at Fort Worth)
- 3, Jose Cruz Jr. vs. Southwest Texas State (Feb. 9, 1995, at Cameron Field)
- 3, Damon Thames vs. New Mexico (April 11, 1998, at Albuquerque, N.M.)

Doubleheader

- 6, Lance Berkman vs. Massachusetts (March 9, 1996, at Cameron Field)

HR in Consecutive Games

- 6, Lance Berkman vs. Massachusetts (2/4, March 9, 1996, at Cameron Field)
- 6, Bubba Crosby vs. New Mexico (2/4, April 10-11, 1998, at Albuquerque, N.M.)
- 5, Jose Cruz Jr. vs. S.F. Austin State, Southwest Texas State (2/3, Feb. 8-9, 1995, at Cameron Field)

Consecutive Games With At Least One Home Run

- 7, Bubba Crosby (April 7-17, 1998)
- 5, Lance Berkman (Feb. 8-14, 1997)
- 5, Lance Berkman (Feb. 21-28, 1997)

Home Runs in Consecutive At-Bats

- 4, Jose Cruz Jr. vs. S.F. Austin State, Southwest Texas State (1/3, Feb. 8-9, 1995, at Cameron Field)
- 4, Lance Berkman vs. Massachusetts (March 9, 1996, at Cameron Field)

Inning

- 2, Jacques Landry vs. Texas (May 18, 1996, at Lubbock)
- 2, Eric Arnold vs. TCU (April 1, 2000, at Reckling Park)

Total Bases

Career


- 572, Lance Berkman (1995-97)
- 499, Bubba Crosby (1996-98)
- 499, Eric Arnold (1999-2002)
- 461, Austin Davis (2001-2004)
- 449, Jay Knoblauch (1985-88)
- 435, Damon Thames (1998-99)
- 404, Jacob Baker (1996-99)
- 403, Jose Cruz Jr. (1993-95)
- 402, Will Ford (1996-99)
- 391, Tyler Henley (2005-2007)
- 387, Joe Savery (2005-2007)

Season


- 263, Lance Berkman (1997)
- 248, Damon Thames (1998)
- 192, Bubba Crosby (1997)
- 187, Damon Thames (1999)
- 184, Jason Gray (1999)
- 183, Bubba Crosby (1998)
- 180, Lance Berkman (1996)
- 177, Mark Quinn (1995)
- 177, Charles Williams (1999)
- 175, Vincent Sinisi (2002)

Game

- 18, Bubba Crosby vs. New Mexico (April 11, 1998, at Albuquerque, N.M.)
- 17, Bubba Crosby vs. McNeese State (Feb. 14, 1997, at Cameron Field)
- 16, Eric Graff vs. TCU (March 27, 1987, at Fort Worth)
- 16, Lance Berkman vs. Massachusetts (March 9, 1996, at Cameron Field)
- 14, Mike Macha vs. Texas Tech (March 21, 1975, at Lubbock)




Lance Berkman, 1995-97




Jay Knoblauch,
Wiess
1985-88



Justin Ruchti,
Lovett
2002-03




Damon Thames,
Will Rice
1998-99




Charles Williams,
Wiess
1997-99



Lance Berkman,
Will Rice
1995-97




Jose Cruz Jr.,
Lovett
1993-95




Bubba Crosby,
Will Rice
1996-98



Chris Kolkhorst,
Brown
2002-04



Jim Fox,
1960-62



Bubba Crosby, 1996-98

Bases On Balls

Career

186, Jose Cruz Jr. (1993-95)
182, Jason Richards (1996-98)

Season

76, Jose Cruz Jr. (1995)
65, Jason Richards (1997)
64, Jose Cruz Jr. (1994)
60, Jason Richards (1996)
59, Lance Berkman (1997)
57, Lance Berkman (1996)
57, Jason Richards (1998)
57, Brett Smith (1999)
56, Chris Boni (1995)
55, Jeff Venghaus (1996)

Game

5, Jose Cruz Jr. vs. Texas Southern (Feb. 22, 1995, at MacGregor Park)

Stolen Bases

Career

86, Donald Allen (1989-92)
84, Ben Mathews (1985-88)
68, Jay Knoblauch (1985-88)
56, Scott Johnson (1981-84)
55, Chris Boni (1992-95)
54, Jose Cruz Jr. (1993-95)
46, David Brooks (1993-95)
45, Jeff Venghaus (1994-96)
41, Jason Ogden (1990-92)
38, Brian Friday (2005-2007)

Season

33, Ben Mathews (1988)
31, Ben Mathews (1986)
29, Jose Cruz Jr. (1994)
28, Scott Johnson (1984)
25, Jay Knoblauch (1986)
24, Donald Allen (1992)
23, Donald Allen (1990)
23, Chris Boni (1994)
20, Jay Knoblauch (1988)
20, Donald Allen (1991)
20, Jason Ogden (1992)

Game

4, Jose Cruz Jr., vs. Texas Tech (May 12, 1994, at Austin)



Chris Kolkhorst, 2002-04

Individual Fielding

Putouts

Game

22, Harold Stockbridge vs. SMU (April 30, 1948)

Passed Balls

Game

3, Jamie Cook vs. Arkansas (March 9, 1991, at Fayetteville, Ark.)

Slugging Percentage

Career (Min. 400 AB)

.772, Lance Berkman (1995-97)
.737, Bubba Crosby (1996-98)
.730, Damon Thames (1998-99)
.676, Jose Cruz Jr. (1993-95)
.617, Mark Quinn (1994-95)
.612, Jacques Landry (1995-96)
.609, Jay Knoblauch (1985-88)
.601, Aaron Luna (2006-current)
.572, Vincent Sinisi (2002-03)
.560, Eric Arnold (1999-2002)
.558, Mike Macha (1974-76)

Season (2.5 at-bats per team game)

1.031, Lance Berkman (1997)
.876, Damon Thames (1998)
.828, Bubba Crosby (1998)
.747, Lance Berkman (1996)
.744, Bubba Crosby (1997)
.742, Jose Cruz Jr. (1994)
.717, Jay Knoblauch (1987)
.708, Mark Quinn (1995)
.686, Jose Cruz Jr. (1995)
.652, Jay Knoblauch (1988)

Most Times On Base

Game (Nine-Inn.)

7, Jose Cruz Jr. vs. Texas Southern (Feb. 22, 1995, at MacGregor Park)
7, Bubba Crosby vs. McNeese State (Feb. 14, 1997, at Cameron Field)
7, Lance Berkman vs. Cincinnati (Feb. 21, 1997, at Cameron Field)


Most Hit By Pitch

Career

63, Tyler Henley (2005-2007)
49, Chris Kolkhorst (2002-2004)

Season


25, Chris Kolkhorst (2003)
25, Aaron Luna (2006)
22, Tyler Henley (2007)
21, Tyler Henley (2005)
20, Tyler Henley (2006)
18, Chris Kolkhorst (2004)
16, Paul Doyle (1995)
16, Lance Pendleton (2005)




Will Ford,
Wiess
1996-98



Justin Berg,
Hanszen
1996-99




Curtis Fox,
Jones
1982-85



Jason Richards,
Lovett
1996-98




A.J. Porfiro,
Jones
2001-02



Scott Johnson,
Will Rice
1981-84



Joseph Cathey,
Brown
1995-97



Jeff Venghaus,
Wiess
1994-96



Donald Aslaksen,
Wiess
1992-94



Jeff Niemann, 2002-04

Earned Run Average

Career (100 IP)
 2.00, Justin Crowder (2002)
 2.05, Ray Hooten (1966-67)
 2.05, Wade Townsend (2002-2004)
 2.25, Norm Charlton (1982-84)
2.29, Cole St. Clair (2005-active)
 2.33, Ronnie Henson (1966-67)
 2.35, Bobby Bramhall (2005-2007)
 2.36, David Pavlas (1981-84)
 2.41, Jeff Niemann (2002-2004)
 2.53, Allan Ramirez (1976-79)
 2.57, Eddie Degerman (2004-2006)

Season (1 IP per team game)
 0.98, Mike Pettit (1972)
 1.36, Ray Hooten (1966)
 1.37, Donnie Brogna (1969)
 1.52, Scott Wise (1970)
 1.70, Jeff Niemann (2003)
 1.76, Mickey Holder (1967)
 1.80, John Wolda (1956)
 1.81, Bill Palmer (1966)
1.82, Cole St. Clair (2006)
 1.90, Allan Ramirez (1976)
 1.99, Ronnie Henson (1967)
 2.00, Eddie Degerman (2006)

Saves

Career
22, Cole St. Clair (2005-active)
 17, David Aardsma (2002-03)
 14, Matt Anderson (1995-97)
 14, Philip Barzilla (2000-01)
 13, Jesse Kurtz-Nicholl (1996-99)
 13, Wade Townsend (2002-2004)
 9, Tim Byrdak (1994)
 9, Bobby Bramhall (2005-2007)
 7, Steve Blackshear (1984-86)
 7, Michael Grace (1986-89)
 7, Allen Brown (1993-96)

Season
 12, David Aardsma (2003)
11, Cole St. Clair (2006)
 10, Philip Barzilla (2001)
 9, Tim Byrdak (1994)
 9, Matt Anderson (1997)
9, Cole St. Clair (2007)
 8, Jesse Kurtz-Nicholl (1999)
 7, Steve Blackshear (1986)
 6, Wade Townsend (2002)
 6, Bobby Bramhall (2007)

Individual Pitching

Wins

Career
 42, Jeff Nichols (1997-01)
 41, Kenny Baugh (1998-01)
 35, Philip Humber (2002-2004)
 34, Mario Ramos (1997-99)
 30, Matt Anderson (1995-97)
 28, Jeff Niemann (2002-2004)
 27, Allan Ramirez (1976-79)
 27, John Polasek (1987-90)
 26, Darrell Richardson (1991-93)
 25, Marc Gwyn (1997-2000)
 25, Wade Townsend (2002-2004)

Season
 17, Jeff Niemann (2003)
 15, Jeff Nichols (1999)
 13, Mario Ramos (1999)
 13, Kenny Baugh (2001)
 13, Steven Herce (2002)
 13, Philip Humber (2004)
 13, Eddie Degerman (2006)
 12, Jeff Nichols (1998)
 12, Mario Ramos (1998)
 12, Kenny Baugh (1999)
 12, Kenny Baugh (2000)
 12, Jon Skaggs (2000)
 12, Wade Townsend (2004)
 12, Josh Geer (2005)

Consecutive
 18, Jeff Niemann (2002-03)
 17, Philip Humber (2002-03)

Innings Pitched

Career
 460.0, Kenny Baugh (1998-2001)
 427.1, Jeff Nichols (1997-2001)
 377.0, Mario Ramos (1997-99)
 353.2, Philip Humber (2002-2004)
 342.0, Allan Ramirez (1976-79)
 338.1, Rob Howard (1988-91)
 332.1, Matt Williams (1978-81)
 330.1, John Polasek (1987-90)
 322.1, Marc Gwyn (1997-2000)
 305.2, Darrell Richardson (1991-93)

Season
 154.0, Mario Ramos (1999)
 141.2, Kenny Baugh (2000)
 141.1, Kenny Baugh (2001)
 137.2, Jeff Nichols (1999)
 137.1, Jeff Niemann (2003)
 130.2, Eddie Degerman (2006)
 129.1, Darrell Richardson (1992)
 128.0, Philip Humber (2003)
 124.2, Josh Geer (2005)
 123.1, Matt Williams (1981)

Game
 15.0, Bobby Leggett vs. Texas (March 31, 1953, at Rice Field)
 14.0, Matt Williams vs. Texas (May 15-16, 1981, at Austin)

Strikeouts

Career
 447, Kenny Baugh (1998-2001)
 422, Philip Humber (2002-2004)
 418, Allan Ramirez (1976-79)
 392, Jeff Nichols (1997-2001)
 363, Wade Townsend (2002-2004)
 350, Mario Ramos (1997-99)
 317, Darrell Richardson (1991-93)
 317, Marc Gwyn (1997-2000)
 314, Eddie Degerman (2004-2006)
 303, Jeff Niemann (2002-2004)


Season
 172, Eddie Degerman (2006)
 164, Wade Townsend (2003)
 163, Kenny Baugh (2001)
 156, Jeff Niemann (2003)
 154, Philip Humber (2004)
 148, Wade Townsend (2004)
 146, Mario Ramos (1999)
 138, Philip Humber (2003)
 134, Allan Ramirez (1976)
 132, Marc Gwyn (2000)

Game
 19, John Hathorn vs. SMU (1919)
 17, Philip Humber vs. Hawaii (2003)
 16, John Hathorn vs. Texas A&M (1918)
 16, Allan Ramirez vs. Texas (1976)
 16, Eddie Degerman vs. Fresno State (2005)


Appearances

Career
 92, Marc Gwyn (1997-2000)
 91, Jesse Kurtz-Nicholl (1996-99)
 88, Jeff Nichols (1997-01)
85, Cole St. Clair (2005-Active)
 83, Matt Anderson (1995-97)
 83, Stephen Bess (1996-99)
 79, Kenny Baugh (1998-01)
 77, Bo Johnson (1991-94)
 69, John Polasek (1987-90)
 69, Mario Ramos (1997-99)


Season
 40, David Aardsma (2003)
 38, Jesse Kurtz-Nicholl (1999)
37, Cole St. Clair (2006)
 33, Steve Blackshear (1986)
 32, Cole St. Clair (2005)
 32, Bryce Cox (2006)
 30, Matt Anderson (1997)
 30, Philip Barzilla (2001)
 29, Stephen Bess (1999)
 29, Wade Townsend (2003)



Matt Anderson, 1995-97




Jacques Landry
Baker
1995-96



Mike Fox,
Hanszen
1982-85



Jason Gray,
Baker
1999-2000



Michael Grace,
Baker
1986-89



Joe Savery,
Hanszen
2005-07




Patrick Hallmark,
Brown
1995



Ben Mathews,
Hanszen
1985-88



Justin Crowder,
Wiess
2002



Mark Quinn
Wiess
1994-95



Philip Humber, 2002-04

Games Started

Career
67, Kenny Baugh (1998-2001)
66, Jeff Nichols (1997-2001)
55, Rob Howard (1988-91)
51, Mario Ramos (1997-99)
49, Darrell Richardson (1991-93)
49, Philip Humber (2002-2004)
48, Allan Ramirez (1976-79)
46, John Polasek (1987-90)
46, Joe Savery (2005-2007)
43, Matt Williams (1978-81)
43, Stephen Bess (1996-99)

Season
21, Jeff Nichols (1999)
21, Kenny Baugh (2001)
20, Mario Ramos (1999)
20, Kenny Baugh (2000)
20, Ryan Berry (2007)
19, Eddie Degerman (2006)
18, Rob Howard (1990)
18, John Polasek (1990)
18, Darrell Richardson (1992)
18, Jeff Niemann (2003)
18, Philip Humber (2003)
18, Joe Savery (2007)

Complete Games

Career
39, Allan Ramirez (1976-79)
25, Matt Williams (1978-81)
20, Rob Howard (1988-91)
17, David Hinnrichs (1983-84)
17, Tim Englund (1983-84)
17, John Polasek (1987-90)
17, Darrell Richardson (1991-93)

14, Pat Devine (1979-82)
14, Norm Charlton (1982-84)
14, Mike Cooper (1988-90)
14, Mario Ramos (1997-99)
14, Kenny Baugh (1998-2001)

Season
13, David Hinnrichs (1983)
11, Allan Ramirez (1976)
10, Mike Pettit (1972)
10, Allan Ramirez (1978)
10, Allan Ramirez (1979)
10, Matt Williams (1980)
10, Norm Charlton (1984)

Shutouts

Career
7, Mike Pettit (1972-74)
7, Allan Ramirez (1976-79)
4, Matt Williams (1978-81)
4, Tim Englund (1983-84)
4, Mike Cooper (1988-90)
4, Rob Howard (1988-91)
3, Rick Kelley (1980-81)
3, Pat Devine (1980-82)
3, Jim Miller (1991-94)
3, Mario Ramos (1997-99)
3, Marc Gwyn (1997-2000)
3, Kenny Baugh (1998-2001)

Season
5, Allan Ramirez (1976)
3, Mike Pettit (1972)
3, Mike Pettit (1974)
3, Pat Devine (1981)
3, Tim Englund (1983)
3, Rob Howard (1989)
3, Mike Cooper (1990)
3, Jim Miller (1992)

Team Hitting Games

Season
74, 1999
70, 2003
70, 2006
70, 2007
67, 2001
66, 2000
66, 2002
65, 1996
64, 2005
63, 1997
63, 1998

Games Won

Season
59, 1999
58, 2003
57, 2006
56, 2007
52, 2002
47, 1997
47, 2001
46, 1998
46, 2004
45, 2005

Batting Average

Season
.338, 1997
.337, 1998
.328, 1999
.319, 2002
.317, 1995
.315, 2006
.313, 1996
.313, 2003
.311, 2007
.310, 2004

At Bats

Season
2654, 1999
2472, 2003
2412, 2007
2373, 2001
2372, 2006
2366, 2002
2288, 1997
2248, 1998
2237, 1996
2233, 2000

Game
76 vs. Texas (May 15-16, 1981, at Austin)

Runs Scored


Season
612, 1997
601, 1999
588, 1998
547, 1996
527, 1995
523, 2006
511, 2007
505, 2003
485, 2002
463, 2001

Game
37 vs. Cincinnati (Feb. 21, 1997, at Cameron Field)
35 vs. McNeese State (Feb. 14, 1997, at Cameron Field)
28 vs. New Mexico (April 11, 1998, at Albuquerque, N.M.)
27 vs. S.F. Austin State (Feb. 21, 1993, at Cameron Field)
27 vs. Wisconsin-Milwaukee (May 29, 1999, at Lubbock)
26 vs. Texas Southern (Feb. 18, 1992, at Cameron Field)
26 vs. Houston (March 19, 1994, at Cougar Field)
26 vs. New Mexico (April 12, 1998, at Albuquerque, N.M.)
26 vs. Marshall (May 18, 2006, at Charleston, W.V.)
25 vs. Texas Tech (March 22, 1985, at Lubbock)
25 vs. Oklahoma State (Feb. 22, 1997, at Cameron Field)
25 vs. Southwest Missouri State (May 25, 1997, at Lubbock)

Inning
13 at S.F. Austin State (Feb. 8, 1995, at Nacogdoches)

Hits

Season
870, 1999
773, 1997
773, 2003
758, 1998
754, 2002
749, 2007
748, 2006
714, 2001
700, 1996
684, 1995




Wade Townsend, 2002-04

Game
34 vs. Cincinnati (Feb. 21, 1997, at Cameron Field)
33 vs. Wisconsin-Milwaukee (May 29, 1999, at Lubbock; NCAA Tournament record)
31 vs. McNeese State (Feb. 14, 1997, at Cameron Field)
28 vs. New Mexico (April 11, 1998, at Albuquerque, N.M.)
27 vs. Memphis (April 15, 2006, at Reckling Park)
26 vs. TCU (April 19, 1983, at Fort Worth)
25 vs. Houston (March, 19, 1994, at Cougar Field)
25 vs. Houston (May 10, 1996, at Cougar Field)
25 vs. Southwest Missouri State (May 25, 1997, at Lubbock)
25 vs. Utah (April 18, 1998, at Salt Lake City, Utah)
24 vs. Texas Southern (Feb. 18, 1992, at Cameron Field)
24 vs. UNLV (March 15, 1997, at Las Vegas, Nev.)
24 vs. San Jose State (March 29, 2003, at Reckling Park)




Jeff Nichols,
Hanszen
1997-99, 2001




Kenny Baugh,
Sid Richardson
1998-2001



John Polasek,
Will Rice
1987-90




Mario Ramos,
Sid Richardson
1997-99




Allan Ramirez,
1976-79




Philip Humber,
Sid Richardson
2002-04



Matt Williams,
1978-81



Jeff Niemann,
Jones
2002-04



Derek Hoelscher,
Jones
1982-85

Runs Batted In

Season
565, 1997
541, 1998
540, 1999
493, 1996
485, 2006
471, 1995
460, 2007
449, 2003
433, 2002
415, 2001

Doubles

Season
174, 1999
163, 2001
162, 2006
161, 1998
152, 2007
148, 2002
143, 1996
135, 2000
133, 2003
132, 2005

Game
11 vs. Memphis (April 15, 2006, at Memphis, Tenn.)

Triples

Season
37, 1999
35, 1997
30, 1995
29, 1986
28, 1996
27, 1998
23, 2006
22, 1993
22, 1994
21, 2007

Game
5 vs. McNeese State (Feb. 14, 1997, at Cameron Field)
4 vs. Lamar (April 23, 1996, at Beaumont)

Home Runs

Season
120, 1997
118, 1998
80, 2006
78, 1999
76, 1996
73, 2002
72, 1995
65, 2005
63, 2001
60, 2007

Game
10 vs. New Mexico (April 11, 1998, at Albuquerque, N.M.)
9 vs. Cincinnati (Feb. 21, 1997, at Cameron Field)
7 vs. Texas Tech (April 26, 1983, at Lubbock)
7 vs. Massachusetts (March 9, 1996, at Cameron Field)
7 vs. McNeese State (Feb. 14, 1997, at Cameron Field)
7 vs. Nevada (March 26, 2005, at Reckling Park)

Stolen Bases

Season
119, 1994
101, 1988
101, 1995
95, 1996
89, 1990
88, 1992
78, 1986
78, 1989
77, 1985

Game
8 vs. Texas Tech (May 12, 1994, at Austin)

Bases On Balls

Season
359, 1997
351, 1996
338, 1995
316, 1998
316, 1999
315, 2007
307, 2003
289, 2006
288, 1994
284, 1986

Game
21 vs. Texas Southern (Feb. 22, 1995, at MacGregor Park)

Strikeouts

Season
490, 1999
439, 2006
409, 2005
404, 1997
394, 2001
392, 2002
391, 2007
389, 1998
389, 2000
381, 1996

Miscellaneous Single Game Records

Largest Margin of Victory
31: Rice 35, McNeese State 4 (Feb. 14, 1997, at Cameron Field)
28: Rice 37, Cincinnati 9 (Feb. 21, 1997, at Cameron Field)
26: Rice 27, Wisconsin-Milwaukee 1 (May 29, 1999, at Lubbock)
25: Rice 26, Texas Southern 1 (Feb. 18, 1992, at Cameron Field)

Largest Margin of Defeat
28: Oklahoma State 31, Rice 3 (March 17, 1986, at Stillwater, Okla.)

Most Assists

Game
21 vs. Lamar (April 20, 1982, at Cameron Field)
20 vs. Texas (May 18, 1996, at Lubbock)
20 vs. Long Beach State (Feb. 16, 2007, at Reckling Park)
20 vs. Texas A&M-Corpus Christi (Mar. 11, 2007, at Reckling Park)

Most Errors

Game
10 vs. UNLV (March 15, 1997, at Las Vegas, Nev.)
7, many times; latest vs. Incarnate Word (March 23, 1993, at Cameron Field)

Most Left on Base

18 vs. Texas (March 31, 1953, at Rice Field)
17 vs. Tulane (Feb. 16, 1996, at Cameron Field)

Most Sacrifices

Game
5 vs. Lamar (April 20, 1982, at Cameron Field)

Most Batters Hit by Pitch

Game
5 vs. Sam Houston State (April 3, 1996, at Huntsville)
5 vs. Brigham Young (May 14, 1997, at San Diego, Calif.)
5 vs. Nevada (March 27, 2005, at Reckling Park)
5 vs. Cal. State Fullerton (Mar. 3, 2006, at Reckling Park)
5 at Texas A&M (Apr. 4, 2006, at College Station)
5 vs. UAB (Apr. 8, 2006, at Reckling Park)
5 vs. Marshall (May 18, 2006, at Reckling Park)

Team Pitching Earned Run Average

2.60, 1984
2.65, 2004
2.74, 2003
2.76, 1974
2.79, 2002
2.86, 1981
2.97, 1976
3.03, 2001
3.04, 2007
3.06, 1983

Fewest Hits Allowed

260, 1976
261, 1974
283, 1975
306, 1978
332, 1980

Fewest Runs Allowed

161, 1976
162, 1974
182, 1981
182, 2004
183, 1983
185, 1984

Most Strikeouts

653, 2003
653, 2006
629, 1999
609, 2004
591, 2001
571, 2002
571, 2005
552, 2007
509, 1997
496, 2000

Fewest Bases on Balls Allowed

123, 1976
146, 1984
148, 1983
171, 1975
174, 1985

Saves

22, 2006
21, 2007
20, 2003
17, 1999
16, 2004
15, 2002
15, 2001
15, 1996
14, 2000
13, 1994
13, 1997

Shutouts

10, 2003
10, 2004
9, 1981
9, 1984
8, 1989
8, 2007
7, 1976
6, 1992
5, 2002
5, 2000
5, 1979
5, 1983
5, 1990
5, 1999
5, 2006

Most Opp. Batters Hit By Pitch

Game
10 vs. Washington (May 22, 1998, at College Station)



Wade Townsend,
Brown
2002-04



Marc Gwyn,
Baker
1997-2000




Eric Graff,
Will Rice
1985-87



David Aardsma,
Baker
2002-03




Matt Anderson,
Lovett
1995-97



Paul Dishman,
Jones
1986-87



Paul Janish,
Wiess
2002-04



Tim McLaughlin,
Sid Richardson
1994-97



David Brooks,
Sid Richardson
1993-95

Rice Owls

| Year | Overall W-L | Pct. | Conf. W-L-T | Pct. | Coach |
|------|----------------------------|------|-------------|------|-----------------------------------|
| 1913 | 3-3 | .500 | | | Philip Arbuckle |
| 1914 | 8-8-1 | .500 | 1-2-1 | .333 | Philip Arbuckle |
| 1915 | 5-13 | .278 | 3-11 (5) | .214 | Philip Arbuckle |
| 1916 | ??? | | 2-9 (5) | .182 | Philip Arbuckle |
| 1917 | 8-5-1 | .615 | 3-4-1 | .429 | Philip Arbuckle |
| 1918 | 6-8 | .429 | 0-2 (4) | .000 | Jack Coombs |
| 1919 | ??? | | | | |
| 1920 | ??? | | 1-10 (5) | .091 | Pete Cawthon |
| 1921 | 3-9 | .250 | 3-8 (5) | .273 | Pete Cawthon |
| 1922 | 2-5 | .286 | 1-5 (5) | .167 | Bob Countryman |
| 1923 | 4-9 | .308 | 3-7 (5) | .300 | Bob Countryman |
| 1924 | 4-12 | .250 | 3-11 (7) | .214 | Michael O'Neill |
| 1925 | ??? | | 6-6 (5) | .500 | Joe Bedenk |
| 1926 | ??? | | 5-6 (5) | .455 | Joe Bedenk |
| 1927 | ??? | | 6-14 (6) | .300 | "Wee" Dickie Kerr |
| 1928 | ??? | | 6-14 (6) | .300 | *Dickie Kerr/ Charley Schwartz |
| 1929 | 9-15 | .375 | 7-13 (5) | .350 | Gene Bailey |
| 1930 | 6-12 | .333 | 5-13 (5) | .277 | Danny Allnoch |
| 1931 | 4-8 | .333 | 3-7 (4) | .300 | John Neimic |
| 1932 | 9-9 | .500 | 9-5 (2) | .643 | John Neimic |
| 1933 | Great Depression - No Team | | | | |
| 1934 | Great Depression - No Team | | | | |
| 1935 | Great Depression - No Team | | | | |
| 1936 | 9-15-2 | .385 | 5-9 (5) | .357 | Cecil Grigg |
| 1937 | 3-12 | .200 | 3-12 (6) | .200 | Cecil Grigg |
| 1938 | 10-17 | .370 | 1-14 (6) | .067 | Cecil Grigg |
| 1939 | 7-18-1 | .288 | 4-11 (6) | .267 | Cecil Grigg |
| 1940 | 3-15 | .167 | 3-11 (6) | .214 | Cecil Grigg |
| 1941 | 7-8 | .467 | 5-8 (5) | .385 | Cecil Grigg |
| 1942 | 5-10-1 | .344 | 5-9 (5) | .357 | Cecil Grigg |
| 1943 | 2-13 | .133 | **0-8 (3) | .000 | Cecil Grigg |
| 1944 | 2-10 | .167 | DNP (WWII) | | Cecil Grigg |
| 1945 | 7-6-1 | .536 | 6-5 (3) | .545 | Jess Neely |
| 1946 | 7-10-1 | .417 | 6-9 (4) | .400 | Cecil Grigg |
| 1947 | 5-11 | .313 | 4-10 (5) | .286 | Cecil Grigg |
| 1948 | 6-20 | .231 | 3-11 (5) | .214 | Jess Neely |
| 1949 | 4-14 | .222 | 3-11 (6) | .214 | Harold Stockbridge |
| 1950 | 9-12 | .429 | 2-11 (6) | .154 | Harold Stockbridge |
| 1951 | 8-13 | .381 | 3-12 (5) | .200 | Harold Stockbridge |
| 1952 | 12-13 | .480 | 5-10 (6) | .333 | Harold Stockbridge |
| 1953 | 5-16 | .231 | 3-11 (4) | .214 | Dell Morgan |
| 1954 | 5-19 | .208 | 2-12 (6) | .143 | Dell Morgan |
| 1955 | 8-15 | .348 | 5-10 (5) | .333 | Dell Morgan |
| 1956 | 11-13 | .458 | 6-9 (4) | .400 | Dell Morgan |
| 1957 | 9-12 | .429 | 5-10 (5) | .333 | Dell Morgan |
| 1958 | 12-9-1 | .568 | 8-6 (3) | .571 | Dell Morgan |
| 1959 | 14-10 | .583 | 7-7 (2) | .500 | Dell Morgan |
| 1960 | 17-8 | .680 | 10-5 (2) | .667 | Dell Morgan |
| 1961 | 13-11 | .542 | 6-6 (3) | .500 | Dell Morgan |
| 1962 | 10-12 | .455 | 4-9 (5) | .308 | Joe Gallagher |
| 1963 | 9-17 | .346 | 2-11 (4) | .154 | Doug Osburn |
| 1964 | 7-17 | .292 | 3-12 (6) | .200 | Doug Osburn |
| 1965 | 10-15 | .400 | 5-10 (5) | .333 | Doug Osburn |
| 1966 | 14-11 | .560 | 5-10 (5) | .333 | Doug Osburn |
| 1967 | 17-10 | .630 | 5-10 (5) | .333 | Doug Osburn |
| 1968 | 10-15 | .400 | 6-12 (6) | .333 | Doug Osburn |
| 1969 | 14-11 | .560 | 7-6 (4) | .538 | Doug Osburn |
| 1970 | 18-11 | .621 | 10-7 (3) | .588 | Doug Osburn |
| 1971 | 9-20 | .310 | 3-14 (7) | .176 | Doug Osburn |
| 1972 | 19-12 | .613 | 11-7 (2) | .611 | Doug Osburn |
| 1973 | 16-14 | .533 | 6-10 (6) | .375 | Doug Osburn |
| 1974 | 24-18 | .571 | 12-11 (4) | .523 | Doug Osburn |
| 1975 | 19-16 | .543 | 11-13 (5) | .458 | Doug Osburn |
| 1976 | 17-22 | .436 | 10-14 (7) | .417 | Doug Osburn |
| 1977 | 15-26 | .366 | 7-15 (8) | .318 | Doug Osburn |
| 1978 | 18-29 | .383 | 6-18 (9) | .250 | Doug Osburn |
| 1979 | 20-29 | .408 | 5-19 (9) | .208 | Doug Osburn |
| 1980 | 14-29 | .326 | 8-16 (6) | .333 | Doug Osburn |
| 1981 | 34-23 | .596 | 11-10 (4) | .524 | David Hall |
| 1982 | 34-23 | .596 | 8-13 (7) | .381 | David Hall |

| Year | Overall W-L | Pct. | Conf. W-L-T | Pct. | Coach |
|------|-------------|------|-------------|------|--------------|
| 1983 | 36-16 | .692 | 11-10 (5) | .524 | David Hall |
| 1984 | 41-14 | .745 | 13-8 (2) | .619 | David Hall |
| 1985 | 27-21 | .563 | 5-15 (7) | .250 | David Hall |
| 1986 | 34-26 | .567 | 5-16 (6) | .238 | David Hall |
| 1987 | 23-23 | .511 | 5-16 (7) | .238 | David Hall |
| 1988 | 31-28 | .525 | 6-15 (8) | .286 | David Hall |
| 1989 | 28-30 | .483 | 4-17 (8) | .190 | David Hall |
| 1990 | 33-29 | .532 | 11-9 (4) | .550 | David Hall |
| 1991 | 16-34 | .320 | 6-15 (7) | .286 | David Hall |
| 1992 | 29-26 | .527 | 15-21 (5) | .416 | Wayne Graham |
| 1993 | 36-18 | .667 | 7-11 (5) | .389 | Wayne Graham |
| 1994 | 34-21 | .618 | 12-6 (2) | .667 | Wayne Graham |
| 1995 | 43-19 | .694 | 15-9 (2) | .625 | Wayne Graham |
| 1996 | 42-23 | .646 | 6-15 (T6) | .286 | Wayne Graham |
| 1997 | 47-16 | .746 | 20-9 (1) | .690 | Wayne Graham |
| 1998 | 46-17 | .730 | 26-4 (1) | .867 | Wayne Graham |
| 1999 | 59-15 | .797 | 25-5 (1) | .833 | Wayne Graham |
| 2000 | 43-23 | .652 | 19-11 (T1) | .633 | Wayne Graham |
| 2001 | 47-20 | .701 | 26-10 (1) | .722 | Wayne Graham |
| 2002 | 52-14 | .788 | 28-2 (1) | .933 | Wayne Graham |
| 2003 | 58-12 | .829 | 25-5 (1) | .833 | Wayne Graham |
| 2004 | 46-14 | .767 | 24-6 (1) | .800 | Wayne Graham |
| 2005 | 45-19 | .703 | 21-9 (1) | .700 | Wayne Graham |
| 2006 | 57-13 | .814 | 22-2 (1) | .919 | Wayne Graham |
| 2007 | 56-14 | .800 | 22-2 (1) | .919 | Wayne Graham |


*Charley Schwartz was coach for the last half of the 1928 season; Gene Bailey was the coach for the first game in 1929 (0-1); **Only three teams in 1943 (Rice, Texas, Texas A&M); Rice competed in the Southwest Conference during the 1914-96 seasons, in the Western Athletic Conference in 1997-2005.



RICE COACHING RECORDS

| Coach | Overall W-L | Pct. | Conf. W-L | Pct. |
|---------------------------------|-------------|------|-----------|------|
| Philip Arbuckle (1913-15, 1917) | ??? | | 8-24-1 | .250 |
| Jack Coombs (1918) | 6-8 | .429 | 0-2 | .000 |
| Pete Cawthon (1921-22) | ??? | | 4-18 | .222 |
| Bob Countryman (1922-23) | 6-14 | .300 | 4-12 | .250 |
| Michael O'Neill (1924) | 4-12 | .250 | 3-11 | .214 |
| Joe Bedenk (1925-26) | ??? | | 11-12 | .478 |
| "Wee" Dickie Kerr (1927-28) | ??? | | 9-21 | .300 |
| Charley Schwartz (1928) | 3-7 | .300 | 3-7 | .300 |
| Gene Bailey (1929-30) | 9-16 | .360 | 7-14 | .333 |
| Danny Allnoch (1930) | ??? | | 5-12 | .294 |
| John Neimic (1931-32) | 13-17 | .433 | 12-12 | .500 |
| Cecil Grigg (1936-44, 1946-47) | 60-139-5 | .306 | 36-101 | .263 |
| Jess Neely (1945, 1948) | 13-26-1 | .338 | 9-16 | .360 |
| Harold Stockbridge (1949-52) | 29-38 | .433 | 10-33 | .233 |
| Dell Morgan (1953-61) | 77-113-1 | .406 | 52-76 | .406 |
| Joe Gallagher (1962) | 10-12 | .455 | 4-9 | .308 |
| Doug Osburn (1963-80) | 270-322 | .456 | 122-215 | .362 |
| David Hall (1981-91) | 338-267 | .559 | 85-145 | .370 |
| Wayne Graham (1992-current) | 740-284 | .723 | 313-127 | .711 |

NOTE: Documented additions or corrections to this list are welcomed.



YEARLY STATISTICAL LEADERS

Batting Average

1974 — Ted Nowak, .301
 1975 — Mike Macha, .325
 1976 — Mike Macha, .333
 1977 — Robert deLeeuw, .314
 1978 — Bob Burnell, .331
 1979 — Bob Burnell, .321
 1980 — Chris Russ, .279
 1981 — Frank Dishongh, .321
 1982 — Scott Johnson, .326
 1983 — Jay Bluthardt, .346
 1984 — Scott Johnson, .342
 1985 — Curtis Fox, .385
 1986 — Jay Knoblauch, .340
 1987 — Jay Knoblauch, .372
 1988 — Jay Knoblauch, .343
 1989 — Michael Grace, .353
 1990 — Jamie Cook, .315
 1991 — John Eierman, .340
 1992 — Donald Aslaksen, .340
 1993 — Dana Davis, .364
 1994 — Jose Cruz Jr., .401
 1995 — Mark Quinn, .380
 1996 — Lance Berkman, .398
 1997 — Lance Berkman, .431
 1998 — Damon Thames, .424
 1999 — Will Ford, .398
 2000 — Eric Arnold, .347
 2001 — Austin Davis, .346
 2002 — Vincent Sinisi, .428
 2003 — Enrique Cruz, .352
 2004 — Chris Kolkhorst, .371
 2005 — Joe Savery, .382
 2006 — Brian Friday, .353
 2007 — Joe Savery, .356

Hits

1974 — Ted Nowak, 37
 1975 — Mike Macha, 37
 1976 — Mike Macha, 40
 1977 — Robert deLeeuw, 44
 1978 — Bob Burnell, 53
 1979 — Bob Burnell, 50
 1980 — Dave Edwards, 43
 1981 — Frank Dishongh, 57
 1982 — Scott Johnson, 61
 1983 — Jay Bluthardt, Scott Johnson 66
 1984 — Scott Johnson, 69
 1985 — Curtis Fox, Carl Mikeska, 57
 1986 — Jay Knoblauch, 80
 1987 — Jay Knoblauch, 67
 1988 — Jay Knoblauch, 69
 1989 — Michael Grace, 66
 1990 — Chris Feris, 65
 1991 — John Eierman, 66
 1992 — Donald Allen, 54
 1993 — Jose Cruz Jr., 67
 1994 — Jose Cruz Jr., 73
 1995 — Mark Quinn, 95
 1996 — Lance Berkman, 96
 1997 — Lance Berkman, 110
 1998 — Damon Thames, 120
 1999 — Damon Thames, 118
 2000 — Eric Arnold, 91
 2001 — A.J. Porf리오, 97
 2002 — Vincent Sinisi, 116
 2003 — Vincent Sinisi, 97
 2004 — Chris Kolkhorst, 82
 2005 — Josh Rodriguez, 82
 2006 — Greg Buchanan, 102
 2007 — Joe Savery, 98

Runs

1974 — Ted Nowak, 37
 1975 — Mike Macha, 30
 1976 — Mike Macha, 26
 1977 — Bob Burnell, 28
 1978 — Bob Burnell, 25
 1979 — Bob Burnell, 36
 1980 — Dave Edwards, 25
 1981 — Mike McGee, 41
 1982 — Scott Johnson, 43
 1983 — Jay Bluthardt, Scott Johnson, 43
 1984 — Scott Johnson, .61
 1985 — Jay Knoblauch, 41
 1986 — Jay Knoblauch, 58
 1987 — Jay Knoblauch, 48
 1988 — Jay Knoblauch, 56
 1989 — Michael Grace, 34
 1990 — John Eierman, 37
 1991 — Donald Allen, 44
 1992 — Donald Allen, 47
 1993 — Donald Aslaksen, 55
 1994 — Jose Cruz Jr., 72
 1995 — Jose Cruz Jr., 77
 1996 — Jeff Venghaus, 77
 1997 — Lance Berkman, 109
 1998 — Damon Thames, 88
 1999 — Damon Thames, 86
 2000 — Brett Smith, 57
 2001 — A.J. Porf리오, 77
 2002 — Vincent Sinisi, 65
 2003 — Chris Kolkhorst, 77
 2004 — Chris Kolkhorst, 59
 2005 — Tyler Henley, 70
 2006 — Tyler Henley, 74
 2007 — Brian Friday, 62

Doubles

1974 — Six players with 4
 1975 — Mike Macha, 8
 1976 — Mike Macha, 7
 1977 — Robert deLeeuw, 10
 1978 — Jimmy Michalek, 8
 1979 — Bob Burnell, 11
 1980 — Chris Russ, Dale Walters, 7
 1981 — Frank Dishongh, Mike Horn, 11
 1982 — Dave Edwards, 16
 1983 — Jay Bluthardt, 13
 1984 — Mike Fox, 14
 1985 — Carl Mikeska, 13
 1986 — Paul Dishman, Chris Tucker, 13
 1987 — Jay Knoblauch, 17
 1988 — Jay Knoblauch, 19
 1989 — Michael Grace, 15
 1990 — Chris Feris, 13
 1991 — John Eierman, 16
 1992 — Harry Duffey, 11
 1993 — Donald Aslaksen, David Brooks, 16
 1994 — Jose Cruz Jr., 14
 1995 — Lance Berkman, 26
 1996 — Jacques Landry, Tim McLaughlin, 19
 1997 — Lance Berkman, 22
 1998 — Damon Thames, 36
 1999 — Will Ford, Damon Thames, Jacob Baker, 24
 2000 — Eric Arnold, 21
 2001 — Hunter Brown, 25
 2002 — Vincent Sinisi, 22
 2003 — Austin Davis, 24
 2004 — Adam Rodgers, 21
 2005 — Adam Rodgers, 21
 2006 — Tyler Henley, 26
 2007 — Brian Friday, 29

Triples

1974 — Joe Zylka, 4
 1975 — Mark Clark, 4
 1976 — Mike Macha, 4
 1977 — Bob Burnell, Steve Buckley, Stan Hinson, 1
 1978 — Robert deLeeuw, 6
 1979 — Steve Grossman, 4
 1980 — Dave Edwards, Dale Walters, 5
 1981 — Chris Russ, Dave Edwards, Clinton Welch, 2
 1982 — Scott Johnson, 6
 1983 — Dave Edwards, 4
 1984 — Carl Mikeska, Bobby Eggleston, 2
 1985 — Jeff Tousa, 4
 1986 — Eric Graff, 5
 1987 — Jay Knoblauch, Tim Vannaman, 3
 1988 — Jay Knoblauch, 5
 1989 — John Eierman, 2
 1990 — John Eierman, 4
 1991 — John Eierman, 5
 1992 — Jason Ogden, 5
 1993 — Donald Aslaksen, 3
 1994 — Jim Miller, 4
 1995 — Chris Boni, 5
 1996 — Bubba Crosby, 6
 1997 — Bubba Crosby, 11
 1998 — Damon Thames, 7
 1999 — Charles Williams, 9
 2000 — Eric Arnold, 3
 2001 — Jesse Roman, 4
 2002 — Eric Arnold, 4
 2003 — Chris Kolkhorst, 4
 2004 — Chris Kolkhorst, 5
 2005 — Tyler Henley, 4
 2006 — Tyler Henley, 7
 2007 — Jared Gayhart, 5

Home Runs

1974 — Mike Macha, 9
 1975 — Mike Macha, 8
 1976 — Mike Macha, 5
 1977 — Bob Burnell, Jeff Hays, 6
 1978 — Bob Burnell, 5
 1979 — Bob Burnell, 9
 1980 — Mike Horn, 7
 1981 — Mike Horn, Dave Edwards, 3
 1982 — Mike Horn, 10
 1983 — Scott Johnson, 8
 1984 — Scott Johnson, 7
 1985 — Mike Fox, 9
 1986 — Jay Knoblauch, 13
 1987 — Jay Knoblauch, 13
 1988 — Tim Vannaman, 14
 1989 — Michael Grace, 5
 1990 — Jason Ogden, 7
 1991 — Chris Feris, 5
 1992 — Donald Aslaksen, 5
 1993 — Jose Cruz Jr., 13
 1994 — Jose Cruz Jr., 14
 1995 — Mark Quinn, 18
 1996 — Lance Berkman, 20
 1997 — Lance Berkman, 41
 1998 — Damon Thames, 26
 1999 — Jason Gray, 20
 2000 — Eric Arnold, 15
 2001 — Eric Arnold, 15
 2002 — Enrique Cruz, 16
 2003 — Enrique Cruz, Vincent Sinisi 10
 2004 — Lance Pendleton, 11
 2005 — Josh Rodriguez, 11
 2006 — Aaron Luna, 16
 2007 — Aaron Luna, 13

Runs Batted In

1974 — Mike Macha, 24
 1975 — Mike Macha, 29
 1976 — Mike Macha, Randy Lamprecht, 19
 1977 — Robert deLeeuw, Jeff Hays, 21
 1978 — Bob Burnell, 22
 1979 — Bob Burnell, 28
 1980 — Mike Horn, 27
 1981 — Mike Horn, 37
 1982 — Mike Horn, 49
 1983 — Mike Fox, 44
 1984 — Mark Machalek, 49
 1985 — Carl Mikeska, Mike Fox, 39
 1986 — Jay Knoblauch, 52
 1987 — Jay Knoblauch, 55
 1988 — Jay Knoblauch, 55
 1989 — Michael Grace, 34
 1990 — John Eierman, 31
 1991 — John Eierman, 37
 1992 — Donald Aslaksen, 34
 1993 — Jose Cruz Jr., 59
 1994 — Jose Cruz Jr., 68
 1995 — Mark Quinn, 89
 1996 — Lance Berkman, 92
 1997 — Lance Berkman, 134
 1998 — Damon Thames, 115
 1999 — Will Ford, 74
 2000 — Eric Arnold, 59
 2001 — Jesse Roman, 67
 2002 — Vincent Sinisi, 80
 2003 — Austin Davis, 63
 2004 — Paul Janish, Adam Rodgers, 60
 2005 — Josh Rodriguez, 54
 2006 — Joe Savery, 66
 2007 — Aaron Luna, 66

Earned Run Average

1974 — Larry Reneau, 2.30
 1975 — Steve Buckley, 4.05
 1976 — Allan Ramirez, 1.90
 1977 — Allan Ramirez, 2.48
 1978 — Allan Ramirez, 2.65
 1979 — Allan Ramirez, 3.10
 1980 — Matt Williams, 3.19
 1981 — Matt Williams, 2.25
 1982 — Norm Charlton, 2.49
 1983 — David Hinrichs, 2.58
 1984 — Norm Charlton, 2.24
 1985 — Ed Holub, 2.47
 1986 — Steve Blackshear, 2.06
 1987 — Todd Ogden, 5.07
 1988 — John Polasek, 4.23
 1989 — Rob Howard, 3.75
 1990 — John Polasek, 3.28
 1991 — Darrell Richardson, 5.20
 1992 — Jim Miller, 2.42
 1993 — James Madrid, 3.50
 1994 — Tim Byrdak, 2.14
 1995 — Matt Anderson, 2.51
 1996 — Dana Davis, 3.98
 1997 — Matt Anderson, 2.05
 1998 — Mario Ramos, 3.39
 1999 — Kenny Baugh, 2.26
 2000 — Kenny Baugh, 2.22
 2001 — Kenny Baugh, 2.17
 2002 — Justin Crowder, 2.00
 2003 — Jeff Niemann, 1.70
 2004 — Wade Townsend, 1.80
 2005 — Joe Savery, 2.43
 2006 — Cole St. Clair, 1.82
 2007 — Matt Langwell, 2.35

Wins


1974 — Mike Pettit, 9
 1975 — Tommy Smart, James Emmons, 5
 1976 — Allan Ramirez, 9
 1977 — Allan Ramirez, 8
 1978 — Allan Ramirez, Doug Watson, 4
 1979 — Allan Ramirez, 6
 1980 — Matt Williams, 6
 1981 — Rick Kelley, 9
 1982 — Pat Devine, 6
 1983 — David Hinrichs, 10
 1984 — Norm Charlton, 11
 1985 — Ed Holub, 5
 1986 — Steve Blackshear, Todd Ogden, 7
 1987 — Todd Ogden, 8
 1988 — John Polasek, 8
 1989 — Rob Howard, 7
 1990 — John Polasek, 11
 1991 — Darrell Richardson, 6
 1992 — Darrell Richardson, 10
 1993 — Darrell Richardson, 10
 1994 — Chad Feris, 8
 1995 — Matt Anderson, 11
 1996 — Matt Anderson, 9
 1997 — Matt Anderson, Jeff Nichols, 10
 1998 — Mario Ramos, Jeff Nichols, 12
 1999 — Jeff Nichols, 15
 2000 — Kenny Baugh, Jon Skaggs, 12
 2001 — Kenny Baugh, 13
 2002 — Steven Herce, 13
 2003 — Jeff Niemann, 17
 2004 — Phillip Humber, 13
 2005 — Josh Geer, 12
 2006 — Eddie Degerman, 13
 2007 — Ryan Berry, Joe Savery, 11

Strikeouts


1974 — Mike Pettit, 84
 1975 — Tommy Smart, Larry Reneau, 27
 1976 — Allan Ramirez, 134
 1977 — Allan Ramirez, 97
 1978 — Allan Ramirez, 93
 1979 — Allan Ramirez, 94
 1980 — Matt Williams, 57
 1981 — Matt Williams, 122
 1982 — Norm Charlton, 46
 1983 — Tim Englund, 68
 1984 — Tim Englund, 82
 1985 — Ed Holub, 36
 1986 — Steve Blackshear, 91
 1987 — Ken Sorenson, 53
 1988 — John Pope, 79
 1989 — Rob Howard, 78
 1990 — John Polasek, 81
 1991 — Darrell Richardson, 87
 1992 — Darrell Richardson, 127
 1993 — Darrell Richardson, 103
 1994 — Chad Feris, 70
 1995 — Matt Anderson, 63
 1996 — Shawn Onley, 95
 1997 — Matt Anderson, 105
 1998 — Jeff Nichols, 117
 1999 — Mario Ramos, 146
 2000 — Marc Gwyn, 132
 2001 — Kenny Baugh, 163
 2002 — Phillip Humber, 130
 2003 — Wade Townsend, 164
 2004 — Phillip Humber, 154
 2005 — Joe Savery, 129
 2006 — Eddie Degerman, 172
 2007 — Ryan Berry, 125




Enrique Cruz,
Baker
2001-03



Todd Ogden,
Hanszen
1985-87



Tyler Henley,
Brown
1992-94




Steve Blackshear,
Sid Richardson
1984-86




Ed Holub,
Wiess
1985-86



Chad Feris,
Baker
1994-95



Shawn Onley,
Brown
1996




Chris Jones,
Hanszen
1988-91



Eddie Degerman,
Sid Richardson
2004-06

Innings Pitched

| | | |
|------|---|---------------------------|
| 1974 | — | Mike Pettit, 93.1 |
| 1975 | — | Tommy Smart, 61.0 |
| 1976 | — | Allan Ramirez, 90.0 |
| 1977 | — | Allan Ramirez, 87.0 |
| 1978 | — | Allan Ramirez, 78.0 |
| 1979 | — | Allan Ramirez, 87.0 |
| 1980 | — | Matt Williams, 79.0 |
| 1981 | — | Matt Williams, 123.1 |
| 1982 | — | Norm Charlton, 68.2 |
| 1983 | — | David Hinrichs, 115.1 |
| 1984 | — | Norm Charlton, 112.2 |
| 1985 | — | Ed Holub, 80.0 |
| 1986 | — | Steve Blackshear, 104.2 |
| 1987 | — | Ken Sorenson, 87.2 |
| 1988 | — | John Polasek, 104.1 |
| 1989 | — | Mike Cooper, 100.2 |
| 1990 | — | John Polasek, 120.2 |
| 1991 | — | Darrell Richardson, 88.1 |
| 1992 | — | Darrell Richardson, 129.1 |
| 1993 | — | Darrell Richardson, 88.0 |
| 1994 | — | Bo Johnson, 85.1 |
| 1995 | — | Dana Davis, 76.0 |
| 1996 | — | Shawn Onley, 100.0 |
| 1997 | — | Jeff Nichols, 111.1 |
| 1998 | — | Jeff Nichols, 119.2 |
| 1999 | — | Mario Ramos, 154.2 |
| 2000 | — | Kenny Baugh, 141.2 |
| 2001 | — | Kenny Baugh, 141.1 |
| 2002 | — | Justin Crowder, 121.1 |
| 2003 | — | Jeff Niemann, 137.1 |
| 2004 | — | Wade Townsend, 120.1 |
| 2005 | — | Josh Geer, 124.2 |
| 2006 | — | Eddie Degerman, 130.2 |
| 2007 | — | Ryan Berry, 122.2 |



Jeff Nichols, 1997-99, 2001

Rice No-Hitters

- Ray Hart vs. SMU, April 18, 1931, 5-0
- Chester Klaerner vs. Baylor, April 7, 1932, 4-0
- Chester Klaerner vs. SMU, April, 1932, 4-0
- Larry Reneau, 1972
- Allan Ramirez vs. SMU, Feb. 28, 1976 (seven innings)
- David Hinrichs vs. St. Edwards, Feb. 13, 1983
- Jeff Nichols vs. Hawaii, Mar. 14, 1998

Michael O'Neill coached the Owls in 1924.



YEAR-BY-YEAR TEAM TOTALS

Hitting

| Year | AB | R | H | RBI | Avg. | 2B | 3B | HR | BB | SO | SB/Att. |
|------|------|-----|-----|-----|------|-----|----|-----|-----|-----|---------|
| 1974 | 1120 | 187 | 265 | 146 | .237 | 33 | 8 | 24 | | | |
| 1975 | 1038 | 180 | 271 | 167 | .261 | 26 | 12 | 33 | | | |
| 1976 | 1079 | 128 | 252 | 106 | .232 | 36 | 9 | 15 | 144 | 214 | 29 |
| 1977 | 1203 | 177 | 310 | 155 | .258 | 56 | 3 | 24 | 132 | 228 | 12 |
| 1978 | 1295 | 169 | 319 | 137 | .246 | 45 | 9 | 22 | 154 | 215 | 16 |
| 1979 | 1302 | 170 | 322 | 167 | .247 | 49 | 12 | 29 | 175 | 197 | 19 |
| 1980 | 1236 | 179 | 287 | 141 | .232 | 63 | 11 | 12 | 238 | 198 | 17 |
| 1981 | 1649 | 269 | 449 | 234 | .272 | 63 | 11 | 12 | 238 | 198 | 66/95 |
| 1982 | 1622 | 307 | 429 | 257 | .264 | 64 | 14 | 44 | 255 | 187 | 68/91 |
| 1983 | 1663 | 327 | 492 | 274 | .301 | 82 | 14 | 38 | 208 | 171 | 50/64 |
| 1984 | 1741 | 404 | 521 | 358 | .299 | 86 | 14 | 46 | 283 | 173 | 62/82 |
| 1985 | 1514 | 346 | 458 | 317 | .303 | 92 | 20 | 36 | 250 | 204 | 77/104 |
| 1986 | 1918 | 368 | 535 | 327 | .279 | 87 | 29 | 44 | 284 | 310 | 78/104 |
| 1987 | 1477 | 326 | 443 | 297 | .300 | 94 | 11 | 55 | 223 | 222 | 42/49 |
| 1988 | 1798 | 349 | 486 | 301 | .270 | 106 | 17 | 49 | 241 | 307 | 101/131 |
| 1989 | 1662 | 236 | 407 | 209 | .245 | 72 | 9 | 19 | 227 | 299 | 78/117 |
| 1990 | 1874 | 288 | 488 | 235 | .260 | 82 | 8 | 29 | 205 | 337 | 89/124 |
| 1991 | 1569 | 270 | 387 | 238 | .247 | 82 | 15 | 29 | 199 | 281 | 67/94 |
| 1992 | 1728 | 247 | 433 | 204 | .251 | 62 | 12 | 13 | 201 | 312 | 88/118 |
| 1993 | 1707 | 421 | 512 | 373 | .300 | 96 | 22 | 52 | 265 | 341 | 71/93 |
| 1994 | 1781 | 405 | 531 | 353 | .298 | 79 | 22 | 38 | 288 | 336 | 119/152 |
| 1995 | 2161 | 527 | 684 | 471 | .317 | 121 | 30 | 72 | 338 | 353 | 101/131 |
| 1996 | 2237 | 547 | 700 | 493 | .313 | 143 | 28 | 76 | 351 | 381 | 95/120 |
| 1997 | 2288 | 612 | 773 | 565 | .338 | 115 | 35 | 120 | 359 | 404 | 72/94 |
| 1998 | 2248 | 588 | 758 | 541 | .337 | 161 | 27 | 118 | 316 | 389 | 53/75 |
| 1999 | 2654 | 601 | 870 | 540 | .328 | 174 | 37 | 78 | 316 | 490 | 70/96 |
| 2000 | 2233 | 376 | 660 | 352 | .296 | 135 | 11 | 50 | 214 | 389 | 40/59 |
| 2001 | 2373 | 463 | 714 | 415 | .301 | 163 | 18 | 63 | 255 | 394 | 44/60 |
| 2002 | 2366 | 485 | 754 | 433 | .319 | 148 | 16 | 73 | 251 | 392 | 62/83 |
| 2003 | 2472 | 505 | 773 | 449 | .313 | 133 | 14 | 51 | 307 | 365 | 72/103 |
| 2004 | 2077 | 418 | 643 | 388 | .310 | 128 | 19 | 53 | 269 | 360 | 31/42 |
| 2005 | 2194 | 432 | 643 | 397 | .293 | 132 | 15 | 65 | 267 | 409 | 49/66 |
| 2006 | 2372 | 523 | 748 | 485 | .315 | 162 | 23 | 80 | 289 | 439 | 75/107 |
| 2007 | 2412 | 511 | 749 | 460 | .311 | 152 | 21 | 60 | 315 | 391 | 53/74 |

Pitching

| Year | G | W-L | SV | SHO | IP | H | R | ER | BB | SO | ERA |
|------|----|-------|----|-----|-------|-----|-----|-----|-----|-----|------|
| 1974 | 42 | 24-18 | 11 | | 319.0 | 261 | 162 | 98 | 184 | 218 | 2.76 |
| 1975 | 36 | 19-16 | 2 | | 278.0 | 283 | 209 | 163 | 171 | 112 | 5.28 |
| 1976 | 40 | 17-22 | 1 | 7 | 303.0 | 260 | 161 | 100 | 123 | 234 | 2.97 |
| 1977 | 41 | 15-26 | 4 | 2 | 303.2 | 336 | 268 | 188 | 262 | 189 | 5.57 |
| 1978 | 47 | 18-29 | 4 | 1 | 341.2 | 306 | 224 | 141 | 218 | 235 | 3.71 |
| 1979 | 49 | 20-29 | 2 | 5 | 324.1 | 451 | 260 | 180 | 228 | 242 | 4.99 |
| 1980 | 43 | 14-29 | 4 | 2 | 324.2 | 332 | 253 | 207 | 226 | 179 | 5.73 |
| 1981 | 57 | 34-23 | 2 | 9 | 443.0 | 358 | 182 | 141 | 214 | 298 | 2.86 |
| 1982 | 58 | 34-23 | 9 | 4 | 444.1 | 410 | 233 | 176 | 221 | 243 | 3.56 |
| 1983 | 54 | 36-16 | 7 | 5 | 435.1 | 343 | 183 | 148 | 148 | 252 | 3.06 |
| 1984 | 55 | 41-14 | 6 | 9 | 450.1 | 405 | 185 | 130 | 146 | 332 | 2.60 |
| 1985 | 48 | 27-21 | 6 | 0 | 382.1 | 415 | 271 | 214 | 174 | 219 | 5.04 |
| 1986 | 60 | 34-26 | 9 | 2 | 498.0 | 505 | 349 | 258 | 278 | 381 | 4.66 |
| 1987 | 47 | 24-23 | 3 | 1 | 367.1 | 440 | 321 | 273 | 250 | 221 | 6.69 |
| 1988 | 59 | 31-28 | 4 | 0 | 470.2 | 501 | 397 | 306 | 308 | 366 | 5.85 |
| 1989 | 58 | 28-30 | 10 | 8 | 451.1 | 452 | 265 | 215 | 229 | 300 | 4.29 |
| 1990 | 62 | 33-29 | 8 | 5 | 499.1 | 508 | 316 | 231 | 242 | 314 | 4.16 |
| 1991 | 50 | 16-34 | 4 | 1 | 406.1 | 408 | 313 | 242 | 284 | 271 | 5.36 |
| 1992 | 55 | 29-26 | 9 | 6 | 459.0 | 418 | 250 | 173 | 207 | 359 | 3.39 |
| 1993 | 54 | 36-18 | 10 | 4 | 431.1 | 424 | 285 | 227 | 259 | 434 | 4.74 |
| 1994 | 55 | 34-21 | 13 | 3 | 459.2 | 448 | 306 | 228 | 267 | 386 | 4.46 |
| 1995 | 62 | 43-19 | 9 | 3 | 531.1 | 472 | 355 | 278 | 396 | 413 | 4.71 |
| 1996 | 65 | 42-23 | 15 | 4 | 562.2 | 559 | 373 | 304 | 315 | 454 | 4.86 |
| 1997 | 63 | 47-16 | 13 | 4 | 549.0 | 545 | 359 | 282 | 257 | 509 | 4.62 |
| 1998 | 63 | 46-17 | 10 | 4 | 546.2 | 499 | 354 | 307 | 286 | 487 | 5.05 |
| 1999 | 74 | 59-15 | 17 | 5 | 663.2 | 620 | 314 | 246 | 269 | 629 | 3.34 |
| 2000 | 66 | 43-23 | 17 | 5 | 573.2 | 533 | 260 | 210 | 223 | 496 | 3.29 |
| 2001 | 67 | 47-20 | 15 | 4 | 599.2 | 554 | 285 | 202 | 255 | 591 | 3.03 |
| 2002 | 66 | 52-14 | 15 | 5 | 596.1 | 530 | 238 | 185 | 201 | 571 | 2.79 |
| 2003 | 70 | 58-12 | 20 | 10 | 629.2 | 503 | 226 | 192 | 217 | 653 | 2.74 |
| 2004 | 60 | 46-14 | 16 | 10 | 532.2 | 409 | 182 | 157 | 205 | 609 | 2.65 |
| 2005 | 64 | 45-19 | 10 | 4 | 565.1 | 464 | 248 | 208 | 209 | 571 | 3.31 |
| 2006 | 70 | 57-13 | 22 | 5 | 618.2 | 520 | 260 | 217 | 251 | 653 | 3.16 |
| 2007 | 70 | 56-14 | 21 | 8 | 625.2 | 545 | 260 | 211 | 232 | 552 | 3.04 |



Jacob Baker,
Brown
1996-99




Aaron Luna,
Hanszen
2006-2007



Bo Johnson,
Wiess
1991-94

Pipeline To The Pros



Lance Berkman - Houston Astros, 2007

Rice's All-Time Major Leaguers

David Aardsma, San Francisco Giants (2004); Chicago Cubs (2005-06); Chicago White Sox (2007)

Matt Anderson, Detroit Tigers (1998-2004); Colorado Rockies (2005)

Philip Barzilla, Houston Astros (2006)

Lance Berkman, Houston Astros (1999-2007)

Tim Lincecum, Kansas City Royals (1998-2000); Baltimore Orioles (2005-06); Detroit Tigers (2007)

Norm Charlton, Cincinnati Reds (1988-92); Seattle Mariners (1993, 1995-97, 2001); Philadelphia Phillies (1994); Baltimore Orioles, Atlanta Braves (1998); Tampa Bay Devil Rays (1999)

Bubba Crosby, Los Angeles Dodgers (2003); New York Yankees (2004-06);

Jose Cruz Jr., Seattle Mariners (1997); Toronto Blue Jays (1997-2002); San Francisco Giants (2003); Tampa Bay Devil Rays (2004); Arizona Diamondbacks (2005); Boston Red Sox (2005); Los Angeles Dodgers (2005-06); San Diego Padres (2007)

Eddie Dyer, St. Louis Cardinals (1922-27; manager, 1946-50; managed team to 1946 World Series Championship)

Marc Gwyn, Los Angeles Angels (2007)

Dave Hilton, San Diego Padres (1972-75)

Phillip Humber, New York Mets (2006-07)

Kevin Joseph, St. Louis Cardinals (2002)

Mike Macha, Atlanta Braves (1979); Toronto Blue Jays (1980)

Mark Quinn, Kansas City Royals (1999-2002)

Dave Pavlas, Chicago Cubs (1990-92); New York Yankees (1995-97)

Allen Ramirez, Baltimore Orioles (1983)

Mario Ramos, Texas Rangers (2003-04)

Craig Stansberry, San Diego Padres (2007)


Matt Williams, Toronto Blue Jays (1983); Texas Rangers (1985)

MLB photos appear courtesy of the respective organizations.

Pipeline To The Pros



David Aardsma - Chicago White Sox, 2007



Philip Humber - New York Mets, 2007




Jose Cruz Jr. - San Diego Padres, 2007

Rice's First-Round Draft Choices

- 1967 — **Ronald Henson** (Cleveland Indians, June-secondary phase)
- 1979 — **Mike Macha** (Atlanta Braves, Jan.-secondary phase)
- 1981 — **Matt Williams** (Toronto Blue Jays, fifth pick overall)
- 1984 — **Norm Charlton** (Montreal Expos, 28th pick overall)
- 1995 — **Jose Cruz Jr.** (Seattle Mariners; third pick overall)
- 1997 — **Matt Anderson** (Detroit Tigers; first pick overall);
Lance Berkman (Houston Astros; 16th pick overall)
- 1998 — **Bubba Crosby** (Los Angeles Dodgers; 22nd pick overall)
- 2001 — **Kenny Baugh** (Detroit Tigers; 11th pick overall);
Jon Skaggs (New York Yankees; 42nd pick overall)
- 2003 — **David Aardsma** (San Francisco Giants; 22nd pick overall)
- 2004 — **Philip Humber** (New York Mets; 3rd pick overall);
Jeff Niemann (Tampa Bay Devil Rays; 4th pick overall);
Wade Townsend (Baltimore Orioles; 8th pick overall)
- 2005 — **Wade Townsend** (Tampa Bay Devil Rays; 8th pick overall)
- 2007 — **Joe Savery** (Philadelphia Phillies; 19th pick overall)

Pipeline To The Pros




Craig Stansberry - San Diego Padres, 2007



Tim Byrdak - Detroit Tigers, 2007

Rice's Minor League Players In 2007

- David Aardsma**, Charlotte, N.C. (White Sox-AAA)
- Matt Anderson**, Naranjeros de Hermosillo, Mexico
- Philip Barzilla**, Round Rock (Astros-AAA)
- Bobby Bramhall**, Charleston, W.Va (Brewers-A);
Helena, Mont. (Brewers-R)
- Greg Buchanan**, Lexington, Ky. (Astros-A)
- Bryce Cox**, Portland, Maine (Red Sox-AA); Greenville, N.C. (Red Sox-A)
- Bubba Crosby**, Louisville, Ky. (Reds-AAA)
- Craig Crow**, Bakersfield, Calif. (Rangers-A); Clinton, Iowa (Rangers-A);
Spokane, Wash. (Rangers-A)
- Enrique Cruz**, Binghamton, N.Y. (Mets-AA)
- Eddie Degerman**, Palm Beach, Fla. (Cardinals-A);
Quad Cities, Iowa (Cardinals-A)
- Brian Friday**, State College, Pa. (Pirates-A)
- Josh Geer**, Portland, Ore. (Padres-AAA); San Antonio, Tex. (Padres-AA)
- Kyle Gunderson**, Melbourne, Fla. (Nationals-R)
- Marc Gwyn**, Salt Lake City, Utah (Angels-AAA)
- Tyler Henley**, Quad Cities, Iowa (Cardinals-A); Batavia, N.Y. (Cardinals-R)
- Philip Humber**, New Orleans, La. (Mets-AAA)
- Paul Janish**, Louisville, Ky. (Reds-AAA); Chattanooga, Tenn. (Reds-AA)
- Danny Lehmann**, Elizabethton, Tenn. (Twins-R)
- Chad Lembeck**, Casper, Wyo. (Rockies-R)
- Scott Lonergan**, Pawtucket, R.I. (Red Sox-AAA); Lowell, Ma. (Red Sox-R)
- Jeff Niemann**, Durham, N.C. (Devil Rays-AAA)
- Lance Pendleton**, Tampa, Fla. (Yankees-A)
- Mario Ramos**, Sacramento, Calif. (A's-AAA); Midland, Tex. (A's-AA)
- Josh Rodriguez**, Kinston, N.C. (Indians-A)
- Joe Savery**, Williamsport, Pa. (Phillies-R)
- Vincent Sinisi**, Portland, Ore. (Padres-AAA); Leones del Escogido (D.R.)
- Craig Stansberry**, Portland, Ore. (Padres-AAA)
- Wade Townsend**, Columbus, Ga. (Devil Rays-A)



Marc Gwyn - Los Angeles Angels, 2007

Rice's Immortals: The 2003 College World Series Champions

When **Wayne Graham** was introduced as Rice's head baseball coach in May of 1991, one of his first pronouncements concerned the Owls' ability to win a national championship.

"I know it's possible," he said at the time, choosing to ignore the fact that Rice had never even won a conference championship, let alone even participated in the NCAA playoffs, since the program had its beginnings in 1913.

Over the next 11 seasons, a succession of conference championships and postseason appearances had raised expectations of the faithful. Three times in those years had Graham led his team to the College World Series, and only one win in seven games in Omaha had failed to dampen his optimism for that championship.

The 2003 season would prove to be different. With players such as starting pitcher **Philip Humber**, **Vincent Sinisi** at first base, shortstop **Paul Janish**, outfielders **Chris Kolkhorst** and **Austin Davis** and catchers **Justin Ruchti** and **Jeff Blackinton** returning from a College World Series appearance in 2002, Rice was primed for another run at Omaha.

It wasn't a perfect team, but you couldn't tell that over the first weeks of the 2003 season. After three wins to begin the season, the Owls dropped a one-run decision to Alabama at Minute Maid Park.




From that point until April 9, almost two months, the Owls didn't lose. The 30-game winning streak saw victories over seven ranked opponents and a 12-0 start in Western Athletic Conference play.



The streak saw the emergence of **Wade Townsend** as a big-game pitcher after his wins over Nebraska, Baylor, Texas A&M and his domination of Houston in the Series for the Silver Glove.

Defensively, the Owls emerged as the best in the country with the glove. They had errorless streaks of 85.2 and 73.1 innings during the season and played errorless ball in 33 of 70 games.

Rice won the WAC's automatic bid to the NCAA playoffs for the seventh consecutive season by taking the championship by 4½ games over Nevada. The Owls led the WAC in hitting (.318), pitching (2.74 staff ERA) and fielding (.980).




Rice's run toward its national championship, however, was almost derailed before it started. The Owls had to go to extra innings to defeat McNeese State in the first round of the regional at Reckling Park, but they settled down for back-to-back wins over Wichita State to advance to a home Super Regional.

The series for the Silver Glove is the hotly-contested season series between Rice and Houston, but that series was nothing compared to the 2003 Super Regional at Reckling Park. This time, a bit more than a trophy would be at stake. With a trip to the College World Series on the line, the Cougars came out firing, taking a 5-2 win in the series opener. **Jeff Niemann**'s pitching performance sealed a 10-2 win game two. In the deciding third game, Townsend was again too much for the Cougars to handle. He struck out nine, allowed four hits and just one earned run in his eight innings on the way to a 5-2 victory.

Niemann opened the title run in Omaha with a 4-2 win over Missouri State. The team then posted back-to-back wins over rival Texas, 12-2 and 5-4, to advance to the new best-of-three final format against Stanford.

Kolkhorst's highlight reel catch against the leftfield wall in game one would help spark a dramatic 4-3 win in 10 innings. After the Cardinal bounced back with an 8-3 decision in game two, Rice put it all together with pitching hitting and defense to claim a 14-2 win and the school's first national championship. Philip Humber was brilliant with a complete game victory while the offense banged out 14 hits.



RICE OWLS 4, Stanford 3

(June 21, 2003 at Omaha, Neb.)

Stanford 300 000 000 0 - 3 7 1 (50-17)

RICE OWLS 001 002 50X 1 - 4 8 1 (57-11)

Pitchers: Stanford - McCally; Quick (10). RICE OWLS - Niemann; Aardsma (9).

Win- Aardsma(7-3). Loss- McCally (7-3). T- 2:52. A- 23,741.

HR - Stanford: Ash (2).

Stanford 8, RICE OWLS 3

(June 22, 2003 at Omaha, Neb.)

RICE OWLS 000 100 020 - 3 10 2 (57-12)

Stanford 102 000 50X - 8 9 0 (51-17)

Pitchers: RICE OWLS - Townsend; Baker (7); Herce (8). Stanford - Hudgins; Quick (8); O'Hagan (8).

Win- Hudgins (14-3). Loss- Townsend (11-2). T- 3:00. A- 17,907.

HR - Stanford: Fuld (4).

RICE OWLS 14, Stanford 2

(June 23, 2003 at Omaha, Neb.)

Stanford 000 000 110 - 2 5 2 (51-18)

RICE OWLS 310 007 03X - 14 14 0 (58-12)

Pitchers: Stanford - Romanczuk; Manship (2); Ehrlich (6); Jecmen (6); Dyer (6); Cunningham (8). RICE OWLS - Humber.

Win- Humber (11-3). Loss- Romanczuk (12-2). T- 2:57. A- 18,494.

Honors & Awards

NATIONAL PLAYER OF THE YEAR

1997 — Lance Berkman, 1b (NCBWA)
 1998 — Damon Thames, ss (ABCA)
 1999 — Mario Ramos, p (CBI pitcher of the year)
 2002 — Philip Humber, p; Vincent Sinisi, 1b (co-freshmen of the year)
 2003 — Jeff Niemann, p (CBI.com)
 2005 — Joe Savery, p/1b (freshman of the year)
 2007 — Ryan Berry, p (freshman pitcher of the year)

ALL-AMERICA

1932 — Chester Klaener, p
 1961 — Richard Kristinik, if (third team)
 1973 — Len Shelby, c
 1987 — Jay Knoblauch, of
 1993 — Jose Cruz Jr., of
 1994 — Jose Cruz Jr., of
 1995 — Jose Cruz Jr., of; Mark Quinn, 3b-dh
 1996 — Lance Berkman, 1b
 1997 — Lance Berkman, 1b; Matt Anderson, p; Bubba Crosby, of (second team); Jeff Nichols, p (freshman); Mario Ramos, p (second team)
 1998 — Damon Thames, ss; Bubba Crosby, of; Mario Ramos, p (third team)
 1999 — Kenny Baugh, p (third team); Will Ford, of (third team); Jesse Kurtz-Nicholl, p (third team); Mario Ramos, p; Damon Thames, ss
 2000 — Kenny Baugh, p (second team); Eric Arnold, ss (third team)
 2001 — Kenny Baugh, p (second team)
 2002 — Steven Herce, p (third team); Philip Humber, p (second team; freshman, first team); Vincent Sinisi, 1b (second team; freshman, first team)
 2003 — Enrique Cruz, 2b (third team); Philip Humber, p (third team); Jeff Niemann, p (first team); Wade Townsend, p (first team)
 2004 — Philip Humber, p (first team); Jeff Niemann, p (honorable mention); Wade Townsend, p (first team)
 2005 — Joe Savery, util. (second team); Josh Rodriguez, 3b (third team); Bobby Bell, p (freshman); Tyler Henley, of (freshman); Cole St.Clair, p (freshman);
 2006 — Eddie Degerman, p (first team); Brian Friday, ss (first team); Cole St.Clair, p (first team); Josh Rodriguez, 3b (third team); Aaron Luna, of (freshman)
 2007 — Joe Savery, p (first team); Ryan Berry, p (second team/freshman); Bobby Bramhall, p (second team); Aaron Luna, of (third team); Ryne Tacker, p (third team); Diego Seastrunk (freshman);

CoSIDA ACADEMIC ALL-AMERICA

1982 — David Edwards, 1b (third team)
 1983 — David Edwards, 1b (third team)
 1987 — Ben Matthews, 2b (second team)
 1988 — Ben Matthews, 2b (second team)
 1991 — Jason Ogden, of (third team)
 1999 — Mario Ramos p (third team)
 2003 — Jeff Blackinton, c (third team); Vincent Sinisi, 1b (third team); Wade Townsend, p (second team)
 2004 — Chris Kolkhorst, of (third team); Wade Townsend, p (first team/academic all-America of the year)
 2006 — Eddie Degerman, p (first team)
 2007 — Ryne Tacker, p (second team); Brian Friday, ss (third team);

ALL-COLLEGE WORLD SERIES

2003 — Enrique Cruz, 2b; Chris Kolkhorst, of; Jeff Niemann, p
 2007 — Diego Seastrunk, 3b;

ALL-CONFERENCE

SWC

1922 — Eddie Dyer, p; Peg Melton, p
 1923 — Peg Melton, p
 1925 — George Woods, p
 1926 — George Woods, p
 1929 — Frank Austin, ss; Danny Allnoch, c



In 2007 athletics director Chris Del Conte congratulated Wayne Graham for his 700th win at Rice.

1930 — Dick Dickinson, cf; Ray Hart, p
 1931 — Ray Hart, p
 1932 — C.F. Klearner, p; E.R. Jones, 1b; K. Scott, 3b
 1936 — Henry Hurley, rf
 1937 — Henry Hurley, rf
 1941 — Kemper Kaiser, 1b; Fred Barrow, c
 1943 — Virgil Eikenberg, 2b
 1944 — Bill Scruggs, 2b; Bill Wilkin, rf; Woodrow Dryden, c
 1945 — Ed Murphrey, p; Robert Willard, c; Bill Scruggs, if (util.); Robert Feldman, of (util.)
 1946 — Keltys Powell, 1b; Bill Bishop, p
 1947 — Keltys Powell, 1b
 1952 — Dave Devine, 1b
 1956 — John Wolda, p; Jerry Sims, c; Carl Reynolds, 1b
 1957 — Jerry Sims, c
 1958 — Jerry Abernathy, p; Jerry Sims, c; Lynwood Stallings, ss; Claude White, rf
 1959 — Paul Timme, p; Richard Kristinik, 3b; Lynwood Stallings, ss
 1960 — Richard Kristinik, 3b
 1961 — Jim Fox, c; Richard Kristinik, 3b
 1962 — Jim Fox, c
 1963 — Joel Tiggett, 1b
 1965 — Andy Rooker, cf
 1966 — Ronnie Waldo, rf
 1969 — Dick Fuqua, 1b
 1970 — Billy Costa, ss
 1972 — Mike Pettit, p; Sheldon Kaufman, ss
 1974 — Joe Zylka, lf
 1976 — Mike Macha, 3b; Allan Ramirez, p
 1981 — Matt Williams, p
 1982 — Scott Johnson, of
 1983 — Scott Johnson, of; Tim Englund, p; Clinton Welch, p
 1984 — Scott Johnson, of; Tim Englund, p; Derek Hoelscher, p; Norm Charlton, p
 1985 — Mike Fox, c
 1986 — Steve Blackshear, p
 1987 — Jay Knoblauch, of; Ben Matthews, 2b
 1988 — Jay Knoblauch, of
 1989 — Mike Grace, util., Rob Howard, p
 1991 — John Eierman, of
 1992 — Donald Allen, 2b; Darrell Richardson, p
 1993 — Jose Cruz Jr., of; James Madrid, p; John Rodgers, c
 1994 — Donald Aslaksen, of; Tim Byrdak, p; Jose Cruz Jr., of; Mark Quinn, 3b
 1995 — Matt Anderson, p (freshman of the year); Chris Boni, 2b; David Brooks, ss; Jose Cruz Jr., of; Patrick Hallmark, c; Mark Quinn, dh; also: Lance Berkman, of (newcomer of the year)

1996 — Lance Berkman, 1b; Jacques Landry, 3b; Shawn Onley, p; Bubba Crosby, of

WAC

1997 — Lance Berkman, 1b (player of the year); Matt Anderson, p; Bubba Crosby, of; Joseph Cathey, ss (second team)
 1998 — Damon Thames, ss (player of the year); Bubba Crosby, of; Jacob Baker, 1b (second team); Jeff Nichols, p (second team)
 1999 — Justin Berg, dh; Jesse Kurtz-Nicholl, p; Mario Ramos, p; Damon Thames, ss; Charles Williams, of
 2000 — Mitch Ackal, of (second team); Eric Arnold, ss; Kenny Baugh, p (pitcher of the year); John Lukin, c; Jesse Roman, dh; Brett Smith, 2b (second team)
 2001 — Philip Barzilla, p (second team); Kenny Baugh, p (pitcher of the year); Hunter Brown, 3b; Austin Davis, of; A.J. Porfirio, of; Jon Skaggs, p
 2002 — Eric Arnold, 2b (second team); Hunter Brown, 3b; Dane Bubela, dh (second team); Austin Davis, of; Steven Herce, p; Philip Humber, p; Paul Janish, ss; Chris Kolkhorst, of; A.J. Porfirio, of (second team); Justin Ruchti, c (second team); Vincent Sinisi, 1b (player of the year); Wade Townsend, p (second team)
 2003 — Dane Bubela, of; Enrique Cruz, 2b; Austin Davis, of; Philip Humber, p; Paul Janish, ss (second team); Jeff Jorgensen, of; Chris Kolkhorst, of; Jeff Niemann, p (pitcher of the year); Justin Ruchti, c (second team); Vincent Sinisi, 1b; Wade Townsend, p
 2004 — Philip Humber, p; Paul Janish, ss; Chris Kolkhorst, of; Lance Pendleton, of (second team); Adam Rodgers, c (second team); Josh Rodriguez, 2b (freshman of the year); Wade Townsend, p
 2005 — Eddie Degerman, p (second team); Tyler Henley, of; Adam Rodgers, dh; Joe Savery, 1b & p (player of the year)

C-USA

2006 — Eddie Degerman, p (first team); Brian Friday, ss (first team); Cole St.Clair, p (first team); Bobby Bell, p (second team); Craig Crow, p (second team); Aaron Luna, of (second team/freshman); Josh Rodriguez, 3b (second team); Joe Savery, p/1b (second team)
 2007 — Joe Savery, inf/p (first team/second team, player of the year); Ryne Tacker, p (first team, pitcher of the year); Ryan Berry, p (first team, freshman of the year); Brian Friday, ss (first team); Jared Gayhart, of (second team); Aaron Luna, utl (second team); Diego Seastrunk (freshman);



Joe Savery finished his Rice career in 2007 with a host of honors and awards.

Honors & Awards

ALL-TOURNAMENT TEAMS

SWC

1981 (at Austin) — Mark Machalec, of
 1983 (at Austin) — Clinton Welch, ss; Bryan Foxx, 2b; Jay Bluthardt, of
 1984 (at Austin) — Curtis Fox, 1b; Tim Englund, p
 1994 (at Austin) — Jose Cruz Jr., of; Matt Williamson, 2b
 1996 (at Lubbock) — Jacques Landry, 3b (most valuable player); Lance Berkman, 1b; Jason Richards, 2b; Jeff Venghaus, of; Tim McLaughlin, c; Dana Davis, p

WAC

1997 (at San Diego, Calif.) — Lance Berkman, 1b; Matt Anderson, p (most valuable player); Joseph Cathey, ss; Will Ford, of; Jeff Nichols, p
 1998 (at San Diego, Calif.) — Jason Richards, 2b (most valuable player); Bubba Crosby, of; Charles Williams, of; Damon Thames, ss
 1999 (at Fresno, Calif.) — Jacob Baker, 1b; Jesse Kurtz-Nicholl, p; Mario Ramos, p; Charles Williams, of

C-USA

2006 (at Reckling Park) — Joe Savery, p/1b (most valuable player); Bobby Bell, p; Greg Buchanan, inf; Bryce Cox, p; Jordan Dodson, of
 2007 (at Greenville, N.C.) — Aaron Luna, dh (most valuable player); Joe Savery, inf; Matt Langwell, p; Danny Lehmann, c

ALL-NCAA REGIONAL

1995 (South at Baton Rouge, La.) — Jose Cruz Jr., of; Jacques Landry, 3b; Mark Quinn, dh
 1996 (Midwest at Wichita, Kan.) — Lance Berkman, 1b; Jason Richards, 2b; Jeff Venghaus, of; Tim McLaughlin, c
 1997 (Central at Lubbock) — Lance Berkman, 1b (most outstanding player); Stephen Bess, p; Bubba Crosby, of; Jason Richards, 2b; Justin Berg, dh
 1998 (Central at College Station) — Jason Richards, 2b; Justin Berg, dh
 1999 (at Lubbock) — Jacob Baker, 1b; Kenny Baugh, p; Will Ford, of (most outstanding player); Mario Ramos, p; Damon Thames, ss; Charles Williams, of
 2000 (at Cougar Field) — Mitch Ackal, of; Kenny Baugh, p; John Lukin, c; Jesse Roman, dh; Brett Smith, 2b
 2001 (at Reckling Park) — Eric Arnold, ss; Kenny Baugh, p; Hunter Brown, 3b; Austin Davis, of; Phillip Ghutzman, dh; A.J. Porfirio, of; Jesse Roman, 1b (most outstanding player)
 2002 (at Reckling Park) — Eric Arnold, 2b; Hunter Brown, 3b; Justin Crowder, p; Austin Davis, of; Chris Kolkhorst, of; Vincent Sinisi, 1b (most outstanding player)
 2003 (at Reckling Park) — Paul Janish, ss; Chris Kolkhorst, of (most outstanding player); Jeff Niemann, p; Vincent Sinisi, 1b; Craig Stansberry, 3b; Wade Townsend, p
 2004 (at Reckling Park) — Adam Hale, of; Travis Reagan, c; Adam Rodgers, 1b
 2005 (at Baton Rouge) — Jordan Dodson, 1b; Josh Geer, p; Lance Pendleton, of; Josh Rodriguez, ss; Joe Savery, p
 2006 (at Reckling Park) — Eddie Degerman, p (most outstanding player); Jordan Dodson, of; Tyler Henley, of; Josh Rodriguez, 3b; Joe Savery, p/1b
 2007 (at Reckling Park) — Joe Savery, p (most outstanding player); Tyler Henley, of; Jared Gayhart, of; Danny Lehmann, c; Matt Langwell, p

CoSIDA ACADEMIC

ALL-DISTRICT VI

1983 — David Edwards, 1b
 1987 — Ben Matthews, 2b
 1988 — Ben Matthews, 2b
 1990 — Steve Ramharter, 1b-p
 1991 — Jason Ogden, of
 1992 — Jason Ogden, of
 1992 — Antonio DiGesualdo, of
 1993 — Chris Boni, 2b
 1994 — Chris Boni, 2b
 1999 — Mario Ramos, p
 2000 — John Lukin, c; Brett Smith, 2b
 2002 — Hunter Brown, 3b; Steven Herce, p; A.J. Porfirio, of
 2003 — David Aardsma, p; Jeff Blackinton, c; Enrique Cruz, 2b; Vincent Sinisi, 1b; Wade Townsend, p
 2004 — Chris Kolkhorst, of; Wade Townsend, p
 2006 — Eddie Degerman, p; Craig Crow, p; Brian Friday, ss; Tyler Henley, of; Joe Savery, p/1b
 2007 — Ryne Tacker, p; Brian Friday, ss; Danny Lehmann, c;

RICE ATHLETIC HALL OF FAME

1970 — Tony Bell '19 (1970); Eddie Dyer '22; Wash "Little Heavy" Underwood '27
 1972 — Leslie Coleman '23; Frank Carswell '41
 1973 — Peg Melton '24
 1974 — Chester Klaerner '33; Tally Eaton '36
 1978 — Cecil Grigg, Austin College '17, coach
 1982 — Jerry Sims '58
 1983 — Grandpa Wood '27
 1984 — Richard Kristinik '61
 1985 — Jim Fox '62
 1989 — Allan Ramirez '79
 1990 — Norm Charlton '86
 1999 — Jay Knoblauch '88
 2003 — Jose Cruz Jr. '96
 2005 — Lance Berkman '98



Pitcher Kenny Baugh was a three-time all-America selection and a two-time WAC pitcher of the year.

DELL MORGAN MVP AWARD

1973 — Len Shelby, c
 1974 — Ted Nowak, of
 1975 — Mike Macha, 3b
 1976 — Allan Ramirez, p
 1977 — Jeff Hayes, of
 1978 — Allan Ramirez, p
 1979 — Bob Burnell, of
 1980 — Matt Williams, p
 1981 — Matt Williams, p; Rick Kelley, p
 1982 — Scott Johnson, of
 1983 — Dave Edwards, 3b
 1984 — Tim Englund, p; Norm Charlton, p
 1985 — Carl Mikeska, if
 1986 — Steve Blackshear, p
 1987 — Jay Knoblauch, of
 1988 — Tim Vannaman, of
 1989 — Mike Grace, p
 1990 — John Polasek, p
 1991 — John Eierman, of
 1992 — Donald Allen, 2b
 1993 — John Rodgers, c
 1994 — Jose Cruz Jr., of
 1995 — Mark Quinn, p-dh
 1996 — Lance Berkman, 1b
 1997 — Matt Anderson, p; Lance Berkman, 1b
 1998 — Damon Thames, ss
 1999 — Mario Ramos, p
 2000 — Kenny Baugh, p
 2001 — Kenny Baugh, p
 2002 — Vincent Sinisi, 1b
 2003 — Justin Rucht, c
 2004 — Wade Townsend, p
 2005 — Joe Savery, p/1b
 2006 — Eddie Degerman, p
 2007 — Joe Savery, p/1b



Brian Friday earned All-America honors on the field and in the classroom.

Rice Lettermen

David Aardsma, 2002-03
 Jerry Abernathy, 1957-58
 Bob Ables, 1926-27-28
 Phil Ables, 1928-29
 Mitch Ackal, 1999-2000
 Fisher Adams, 1922-23-24
 Tony Adler, 2000
 Charles Aleo, 1930
 Dennis Alexander, 1970
 Thomas Waybe Alexander, 1971
 Donald Earl Allen, 1989-90-91-92
 Danny Allnoch, 1928-29 (capt.)
 Matt Anderson, 1995-96-97
 Billy P. Arhos, 1955-56-57
 Eric Arnold, 1999-2000-01-02
 Harry Sinclair Arthur, 1937-38-39
 Donald Aslaksen, 1992-93-94
 Rex Graham Aten, 1914
 Jesse Atkins, 1936
 Charles Harold Atkinson, 1917-18
 Frank Austin, 1930
 Frank Azzarello, Jr., 1931-32
 Charles E. Bailey, 1944-45
 Jacob Baker, 1996-97-98-99
 Josh Baker, 2003-04
 Kenneth Wayne Baldwin, 1977-78-79
 Roy Barnes, 1927-28-29
 Quentin Barrow, 1941-42
 Stephen Joseph Barta, 1975
 Philip Barzilla, 2000-01
 Jeremy Bates, 1997-98
 Kenny Baugh, 1998-99-2000-01
 R. Doyle Beard, 1950-51-52
 Beissner, 1929
 Bobby Bell, 2005-06
 Hugh Leroy Bell, 1917-18-19
 Justin Berg, 1996-97-98-99
 Lance Berkman, 1995-96-97
 Ryan Berry, 2007
 Woodrow Lynn Berry, 1965-66-67
 Stephen Bess, 1996-97-98-99
 Wilson Torey Betts, 1914
 Jason Bigelow, 1999
 Kenneth Noble Bigham, 1984
 Brent Binder, 1991-92-93
 Charles W. Bishop, 1946-47-48-49
 Jeff Blackinton, 2001-02-03
 Steven Brake Blackshear, 1984-85-86
 Jason Blackwell, 1996
 Dan Edgar Bloxsum, 1924-25-26
 George Bloxsum, 1927-28
 Leslie William Blume, 1960-61-62
 Richard Allen Blume, 1964-65
 Jay Bluthardt, 1982-83
 Bobbitt, 1928
 Fred Charles Boettcher, 1922-23-24
 Walter Bolton, 1941 (mgr.)
 Chris Boni, 1992-93-94-95
 Jesse LaFayette Bonner, 1917
 Brian Bormaster, 2001
 Borschow, 1927
 Bryan Robert Boyne, 1972-74-75
 Chester Eaves Bradley, 1922
 Max Bradley, 1917
 Bobby Bramhall, 2005-06-07
 Carmen Brandon, 1936
 William Brandon, 1936
 Jeff Brannen, 1993-94
 James E. Briggs, 1956-57
 James H. Brock, 1958-59-60
 Sean Broderick, 1986-87-88-89
 Donald Louis Brogna, 1969-70-71-72
 David Brooks, 1993-94-95
 Allen Brown, 1993-94-95-96
 A. Hunter Brown, 2001-02
 G. Hunter Brown, 1998-99
 Tom Brown, 1969
 Daniel Ray Bruffy, Jr., 1990
 Bob Brumley, 1940-41
 Bobby Bryan, 2000-01-02

Dane Bubela, 2002-03
 Greg Buchanan, 2005-06
 Douglas Alden Bucholz, 1930
 Vince Buckley, 1943, 1947
 Steve Buckley, 1975-76-77
 JessBuenger, 2007
 Chris Buley, 1988-89
 Simon Milford Bunn, 1959
 Randy Burchfield, 1970-71
 Steve Burgess, 1989-90-91-92
 Bob Burnell, 1976-77-78-79
 Bobby Burns, 1956-57-58
 Frederick Clifford Burns, 1957-58-59
 Lawrence Oris Butler, 1917
 John Buvens, 1942
 Tim Byrdak, 1994
 Cramer Clarke Cabaness, 1914-15
 Earle Caine, 1914
 Robert Bruce Callender, 1944
 Greg Campbell, 1988-89
 Jim Carroll, 1930
 Frank Carswell, 1939-40-41 (capt.)
 Lindsay E. Cary, 1947-48
 Joseph Cathey, 1995-96-97
 Matt Cavanaugh, 2003-04
 Frank A. Cebello, Jr., 1978-79
 John Cegelski, 1985-86
 Herbert F. Chabysek, Jr., 1954-55-56
 Richard Olney Chandler, 1915-16-17
 Craig Charlton, 1989-90-91
 Norm Charlton, 1982-83-84
 Hollis D. Chatham, 1951
 Jason Choate, 1992-93
 John H. Churchill, 1949-50
 Marcus Rand Clark, 1975
 Wallace Clyde, 1915-16 (capt.)
 Bartlett E. Coan, 1915
 Walter Leslie Coleman, 1922
 Carlo Collura, 1942
 O.L. Colley, 1942
 Patrick Dennis Combs, 1986
 Jimmy Comerota, 2007
 Ralph Andrew Cooley, 1976-77
 Jamie Cook, 1990-91
 Daniel Cooper, 2006
 Mike Cooper, 1988-89
 Billy Costa, 1967-68-69
 Don Costa, 1953
 Phil Costa, 1941-46-47
 Phil Costa, Jr., 1974-75
 Bryce Cox, 2005-06
 LaVon Cox, 1953-54
 LaDon Cox, 1953-54-55
 Paul Creegan, 1946
 Bubba Crosby, 1996-97-98
 Craig Crow, 2006
 Justin Crowder, 2002
 Enrique Cruz, 2001-02-03
 Jose L. Cruz Jr., 1993-94-95
 Robert Emmett Cummings, 1914
 Matt Cunningham, 2001
 Zane Curry, 1998-99
 Lawrence DaCamara, 1927-28-29
 Shirley DaCamara, 1926-27
 Austin Davis, 2001-02-03-04
 George Courtney Davis, 1969-70-71
 Dana Davis, 1993-94-95-96
 Parke Davis II, 1951-52-53
 Walter H. Deakin, Jr., 1950-51-52
 Eddie Degerman, 2004-05-06
 Robert deLeeuw, 1977-78
 David J. Devine, 1950-51-52
 David J. Devine, Jr., 1978-79
 Antonio DiGesualdo, 1989-90-91-92
 Patrick Douglas Devine, 1980-81-82
 Paul Dishman, 1986-87
 Bob Dickinson, 1930
 Frank Dishongh, 1979-80-81
 Virgin Dixon, 1931-32
 Jordan Dodson, 2005-06-07

Bill Don Donaldson, 1959-60-61
 Brooks Donner, 1992-93
 Paul Doyle, 1993-94-95-96
 Ronald L. Dreyer, 1961
 W.E. Dryden, 1944
 Harry Duffey, 1991-92
 Allen Keton Dunkerly, 1922
 Lyndon Duplessis, 2004-05-06
 Raymond Dupree, 1936
 Greg Duran, 1990-91
 Clinton Henry Dutton, 1922-23
 Eddie Dyer, 1921-22-23 (capt.)
 Rochester R. Eaton, Jr., 1936
 David Edwards, 1980-81-82-83
 Roger J. Edwards, 1951
 Bobby Eggleston, 1982-83-84-85
 Jerome Robert Egstein, 1958-59
 John Eierman, 1989-90-91
 Virgil Eikenberg, 1943
 William Albert Eiland, 1965-66
 Bert Emanuel, 1992-93
 Matt Emerson, 2003
 James Ray Emmons, 1975-77
 Henry G. Enck, 1930-31-32
 Tim Englund, 1983-84
 David Evans, 1981-83-84-85
 Louis Lee Farr, 1914
 Mark Farrar, 1981-82
 Robert R. Feldman, 1945-46
 Leroy Fenstermaker, 1953-56
 Paul Franklin Ferguson, Jr., 1979
 Chad Feris, 1994-95
 Chris Feris, 1988-89-90-91
 John I. Finch, 1949
 Lewis Dallam Fisher, 1925-26
 Billy Fleming, 1969
 Will Fletcher, 1994-95-96
 Richard R. Floyd, 1953-54-55
 James H. Foerster, 1953-56
 Kenny Ford, 2006
 Will Ford, 1996-97-99
 Josh Forester, 2004
 Kyle Forrest, 2006
 Floyd Festus Fouts, 1916
 Curtis Fox, 1982-83-84-85
 Edward Fox, 1926
 Jim Fox, 1960-61-62
 John J. Fox, 1936-37
 Matt Fox, 1998-99-2000-01
 Mike Fox, 1982-83-84-85
 Bryan Foxx, 1982-83-84-85
 Johnnie Frankie, 1936-37
 Brian Friday, 2005-06-07
 Steve Fry, 1975-76-77-78
 Bill Frazier, 1953
 Brandon Fuller, 1996
 Glen Fuller, 1948-49
 Dick Fuqua, 1968-69-70
 Herbert Furman, 1929
 Taji Garcia, 1989-90-91
 Oliver Garnett, 1913-15
 Jared Gayhart, 2007
 Josh Geer, 2005
 Bubba Gentry, 2001-02
 Frank Gerlack, 1921
 Ben Gerland, 1939-40-41
 Gus Geyer, 1930-31
 Phillip Ghutzman, 2000-01
 Todd Gibson, 1988-89
 Vernon Glass, 1949-50-51
 Kennedy Glasscock, 1990-91-92-93
 William L. Golibart, 1950-51-52
 Jonathan Gonzalez, 2000-01
 Osiris Gonzalez, 1998
 Placido Gomez, 1941
 James Buford Goodwin, 1916
 Dan Wallace Goyen, Jr., 1977-80
 Michael Grace, 1986-87-88-89
 Eric Graff, 1985-86-87
 Ian Graham, 1995
 Richard Grant, 1927-28
 Jason Gray, 1999-2000
 Albert John Grazioli, Jr., 1976
 Lee Hardy Gripon, 1916
 William V. Grisham, 1944
 Steve Grossman, 1976-77-78
 Kyle Gunderson, 2004-05-06-07
 Bobby Gunn, 1946, 1950
 Marc Gwyn, 1997-98-99-2000
 Richard Hairston, 1986-87
 Adam Hale, 2004-05
 Billy Hale, 1962-63-64
 William Hall, 1924-25-26 (capt.)
 Patrick Hallmark, 1995
 Darrel Halloran, 1968-71 (capt.)
 Lee Hammett, 1931
 Larry Hardy, 1975-76-77
 Kenner Harlan, 1920-21-22
 Fritz Hart, 1930
 Raymond Hart, 1930-31
 Alvin Hartman, 1960-61
 John Hathorn, 1915-16-17-18
 Jeff Hays, 1975-76-77-78
 Gilbert Heidler, 1937-38-39
 Howard Heigel, 1939-40
 John Helton, 1938-39
 Bruce Henley, 1972-73
 Tyler Henley, 2005-06-07
 Ron Hensen, 1966-67
 Adam Herndon, 1994-95-96-97
 Steven Herce, 2000-01-02-03
 Thomas Heywood, 1917-20 (capt.)
 Milton Scott Heywood, 1920-21-22
 Jim Hicks, 1995
 Robert Hill, 1925
 Jon Hillis, 1993
 David Hilton, 1969-70
 David Hinnrichs, 1983-84
 Stan Hinson, 1977-78
 Sean Hirsch, 2003-04
 Charles Hodge, 1975-76
 Kevin Hodge, 1998
 Leland Allen Hodges, 1917-18
 Derek Hoelscher, 1982-83-84-85
 Michael Holder, 1965-67
 Steve Holder, 1970-71
 Tim Holder, 1974-75-76
 Hugo Hollas, 1966-67-68
 Damon Hollingsworth, 1946
 Ed Holub, 1985-86
 David Hooten, 1966-67
 Thomas Hopkins III, 1944, 1949
 Mike Horn, 1979-80-81-82
 David Houser, 1976
 Rob Howard, 1988-89-90-91
 Scott Huffman, 2001
 James Hughes, 1921-24 (capt.)
 Philip Humber, 2002-03-04
 Henry Hurley, Jr., 1936-37-38
 Robert M. Hutchinson, 1944
 Nick Iovacchini, 1998-99
 Johnny Ray Isgitt, Jr., 1979-80
 Thomas Hardy Jackson, 1917
 Billy Jacobson, 2001
 John Joseph Jacobson, 1972-73
 L.J. Jammatt, 1932
 Ernest Anton Janik, Jr., 1974-75
 Paul Janish, 2002-03-04
 Alfred F. Jockec, 1953-54
 Kevin Johnson, 1992
 Henry Claude Johnson, 1979-82
 Ronald Baxter Johnson, 1991-92-93-94
 Scott Johnson, 1981-82-83-84
 Chris Jones, 1988-89-90-91
 E.R. Jones, 1932
 Ralph Jones, 1930-31
 Jeff Jorgensen, 2003
 Kevin Joseph, 1995-96-97
 George Journeay, 1914-15
 Russell Judd, 1964
 Kemper Kaiser, 1939-40-41
 Sheldon Kaufman, 1970-71-72
 John Kaye, 2000
 Cecil Keith, 1930 (capt.)
 Chris Kelley, 2007
 Mike Kelley, 1938
 Richard Kelley, 1980-81
 Don Kennedy, 1941

- Robert Kennedy, 1950-51
 Randy Kerbow, 1961-62-63
 James Edward King, 1963-64
 Reginal Augustus Kinnear, 1922
 Donald Ray Kirks, 1962-63-64
 Chester Klaerner, 1931-32
 Rob Kligman, 1997
 "Heavy" Knippel, 1928
 Jay Knoblauch, 1985-86-87-88
 Melton Koch, 1931-32
 Chris Kolkhorst, 2002-03-04
 Kent Koppa, 1984-85
 Richard Kristinik, 1959-60-61
 Paul Kupce, 1952 (mgr.)
 Jesse Kurtz-Nicholl, 1996-97-98-99
 Lee Jason Kushner, 1990-91
 Robert Lloyd Lamb, 1924
 Randy Joe Lambrecht, 1974-75-76
 Matt Langwell, 2007
 Jacques Landry, 1995-96
 Tom Lasater, 1972
 Ernie Laurence, 1938-39
 Kenneth Lee, 1930-31-32 (capt.)
 Richard Leeder, Jr., 1950-51
 Robert L. Leggett, 1952-53-54
 Danny Lehmann, 2005-06-07
 Donald Leigh, 1940-41-42
 Chad Lembeck, 2006-07
 James Allen Levering, 1966-67-68
 A.W. Lewis, 1931
 Donald Grady Lewis, 1977-78-79-80
 Bobby Lively, 1959-60-61
 Jim Locke, 1923-24-25
 Harris Lodge, 1936
 Scott Lonergan, 2007
 Don Brooks Longcope, 1963-64
 Ralph Dunning Longly, 1915-16
 Matt Lorenz, 1995-96-97
 Mike Lorsbach, 2001-02
 John E. Ludwig, 1955-56
 Mark Edward Luetge, 1980-81
 John Lukin, 1999-2000
 Aaron Luna, 2006-07
 Anthony Macaluso, 1946-48
 Mike Macha, 1974-75-76
 Mark Machalec, 1981-82-83-84
 James Madrid, 1992-93-94
 Arthur Eugene Maguire, 1972
 Mike Majors, 1989-1990
 Tom Malek, 1985-86-87
 Frankie B. Mandola, 1967-68-69
 Anthony Richard Maresca, 1971
 H.D. Marsters, 1952
 Nick Martin, 2001
 A.J. Martinkue, 1932
 Colin Mathney, 2003-04
 Ben Mathews, 1985-86-87-88
 Ryan Mathews, 1997
 Harold Mathewson, 1919-20-21
 Allen Matthews, 1985-86-87
 Michael Maxwell, 1977-78-79
 Sam May, 1936
 Gordon Disney Mayo, 1914
 John McAfee, 1992
 John McCauley, 1936
 Brooks McClain, 1993-94
 Morris McClelland, 1961-62-63
 Will McDaniel, 2005-06-07
 Jason McDonald, 1998
 John McDonald, 1942-43
 Tim McDowell, 1987
 George McElree, 1945 (mgr.)
 John William McFarland, 1959-60-61
 Rob McGarr, 1989
 Mike McGee, 1978-79-80-81
 Frank McKeown, 1962-63
 Tim McLaughlin, 1994-95-96-97
 Floyd Mechler, 1937-38-39
 Palmer Melton, 1922-23-24
 Derek Michaelis, 1998-99-2000
 Jimmy Michalek, 1978-79-80
 Carl Mikeska, 1982-83-84-85
 Shawn Mikeska, 1985-86
 Jim Miller, 1991-92-93-94
 Alexander Mitchell, 1957-58-59
 Ed Mitchell, 1939
 Robert E. Miville, 1946 (mgr.)
 Matt Moake, 2004-05
 Alvin S. Moody, 1932
 Paul Moomaw, 1986
 W.C. Moore, 1939
 George Oliver Morgan, 1924
 Worster Miles Morgan, 1937
 W.O. Morgan, 1930
 Adam Morris, 2004-05
 Robert C. Moy, 1959-60
 Bobby Muraro, 1997
 C. Edwin Murphey, 1944-45
 Rodney Bruce Murray, 1957-58-59
 Derek Myers, 2005-06-07
 Gerald Wayne Naccarato, 1971-72
 Marcus Nalepa, 1992-93
 Paul Nash, 1926
 Paul Edward Nash, 1918-20 (capt.)
 Anthony L. Navarro, 1955
 Franklin Navarro, 1942
 Charles E. Nelson, 1948-49
 Spencer Nemer, 1998-99
 Joe C. Newbill, 1948-50
 Jeff Nichols, 1997-98-99-2001
 John Nicholson, 1965-66-67
 Jeff Niemann, 2002-03-04
 Isamu Nigro, 2000-01
 John Nisbet, 1953
 Robert James Nitsche, 1965-66
 Grover C. Noonan, 1944-47
 Ted Nowak, 1971-73-74
 John Ofield, 1983-84
 Todd Ogden, 1985-86-87
 Jason Ogden, 1990-91-92
 Mike Ojala, 2007
 Richard O'Keefe, 1978-79-80-81
 Shawn Onley, 1996
 Eddie Otwell, 1969-70-71
 David Ownby, 1968-69-70 (capt.)
 J.P. Padron, 2007
 Billy Ray Palmer, 1965-66-67
 Chester Palmer, 1940-41-42
 Leonard Parker, 1936
 Mike Patrick, 1985
 David Pavlas, 1982-83-84
 Truitt Peachy, 1948-50
 Ben-Forrest Perdue, 1958-59
 James Pendaris, 1942
 Lance Pendleton, 2003-04-05
 Garrett Pennington, 2004
 Fred Pepper, 1940-41
 Jason Thorpe Perloni, 1991
 Ronnie Peoples, 1981-82-83
 Kurt Pessa, 2005-2006
 David Ludlow Pettit, 1969-70-71-72
 Michael Steven Pettit, 1971-72-73
 John Plumbley, 1943-47-48
 Thomas Lynn Poindexter, 1978-79
 John Polasek, 1987-88-89-90
 Charles Oscar Pollard, 1924
 Louis Pontello, 1936
 John Pope, 1988-89
 A.J. Porfirio, 2001-02
 Robert Lyn Potter, 1971-72-73
 James Putnam Potts, 1917
 Keltys Powell, 1945-46-47
 Richard Preng, 1977-78-79-80
 Byran Price, 2006-07
 Rex G. Procter, 1949-50-51
 Mark Quinn, 1994-95
 Arthur Rabeau, 1984-85 (mgr.)
 Joe Racina, 1989-90-91-92
 Lee A. Raesner, 1960-62-63
 Steve Ramharter, 1988, 1990
 Allen Ramirez, 1976-77-78-79
 Marcos Ramos, 2002
 Mario Ramos, 1997-98-99
 Robert Ray, 1925-26
 Travis Reagan, 2004-05-06-07
 Tommy Reckling, 1952-53-54
 Gerald Douglas Reed, 1967-68-69
 Clay Reichenbach, 2004-05
 Ernest F. Reininger, 1948-49
 John Richard Reitz, 1964-65-66
 Larry Reneau, 1973-74-75
 Scott Rennie, 1995
 Roland E. Rentz, 1952
 Carl Reynolds, 1954-55-56
 Bart Francis Rice, 1964-65
 Jason Richards, 1996-97-98
 D. Richardson, 1932
 Darrell Richardson, 1991-92-93
 Chris Robertson, 1988-89
 Merritt Robinson, 1988-89-90
 Adam Rodgers, 2004-05
 John Rodgers, 1992-93
 Josh Rodriguez, 2004-05-06
 Mike Rochard, 1988-89-90-91
 Jesse Roman, 2000-01
 Andy Rooker, 1965-66-67
 Mark Rooker, 1971-74
 Justin Ruchti, 2002-03
 Jonathan Runnels, 2007
 Chris Russ, 1980-81
 T.N. Russell, 1930-32 (capt.)
 William Sadler, 1936
 Jake Sahuele, 1938-39
 Xavier Sandoval, 1990-91-92
 J.J. Savarino, 1995-96-97-98
 Joe Savery, 2005-06-07
 Kenneth Schoppe, 1961-62-63
 Gene David Schroeder, 1966
 Charles John Schuehle, 1937
 Kyle Schultz, 1988-89-90
 K. Scott, 1932
 Sam Scott, 2000
 W.F. Scruggs, 1943-44
 William Wesley Seale, 1936-37-38
 Edward Sears, 1936
 Diego Seastrunk, 2007
 Bert Selman, 1942
 Jeff Shaddix, 1995-96
 William Sheehan, 1942
 Len Shelby, 1970-71-72
 Robert Sheridan, 1953
 Francis J. Shirocky, 1947 (capt.)
 Shiblee Simuel Simon, 1973-74-75
 Jay P. Simpson, 1945
 Jerry Sims, 1956-57-58
 John Carlton Sims, 1962-63
 Vincent Sinisi, 2002-03
 Drew Skaggs, 2000-01-02
 Jon Skaggs, 1998-99-2000-01
 Tommy Smart, 1974-75-76
 Brett Smith, 1999-2000
 Jonathan Smith, 2000
 Paul Smith, 1930
 F.F. Somner, 1947
 Ken Sorenson, 1986-87
 Randy Louis Spardella, 1975
 Tex Spear, 1964-65
 Tony Spears, 1991-92
 Tommy Speck, 1968-69
 Jayme Sperring, 2000
 Trey Sperring, 2006
 J. Browder Spiller, 1913
 Don Spivey, 1982-83
 Jerrol Springer, 1958-59-60
 Charles S. Squyres, 1932
 Norman Stallings, 1958-59
 William Standish, 1913-15
 Craig Stansberry, 2003
 Sam A. Staples, 1956-57
 Cole St. Clair, 2005-06-07
 Jack Steele, 1936
 Frank Steen, 1937-38
 Robert J. Stegeneier, 1954-55
 John Murry Stephenson, Jr., 1961-62
 Douglas Joseph Stevenson, 1922
 Harold Stockbridge, 1946-47-48
 Ricky Strebeck, 1986-87-88
 Philip Strohbehm, 1988
 Charles Yancey Swartz, 1923-24-25
 Ryne Tacker, 2005-07
 Chase Taylor, 2006
 Mark Taylor, 1993-1994-95-96
 Emil D. Tejml, 1955-56-57
 William Telschow, 1941
 Vernon Temple, 1970-72-73
 Peter Terrana, 1997-98-99
 F. Terrenella, 1932
 Tracy T. Terry, 1973-74
 Damon Thames, 1998-99
 T. DeWitt Thomas, 1919
 Jim Thompson, 1983-84-85
 Leonard Thompson, 1948
 Joel Ray Tigett, 1962-63-64
 Paul Timme, 1959-60
 Cliff Tolle, 1927-28-29 (capt.)
 Jeff Touse, 1984-85
 Wade Townsend, 2002-03-04
 Adam Traweek, 2006
 William C. Treschwig, 1932
 Byron Tribe, 1994
 Philip Tribe, 2001-02
 William C. Trotter, 1954-55
 Chris Tucker, 1985-86-87
 Steve Turner, 1987-88-89
 Lee Tynes, 1936-37
 Matt Ueckert, 2003-04
 Wash Underwood, 1926-27-28
 Paul R. Vahldiek, 1948-49
 Griff Vance, 1917
 Velton Lee Vanderford III, 1979
 Glenn Van Dusen, 1944
 Tim Vannaman, 1986-87-88
 Jerry Van Noy, 1998-99-2000
 Jeff Venghaus, 1994-95-96
 Tommy Vickers, 1936-37-38
 Charles A. Vilbig, 1919
 Ernest Vogt, 1941
 Edward Vogt, 1942
 "Hans" Wagner, 1951-52
 Ronnie Waldo, 1964-65-66
 Henry Donald Walker, 1922-23
 John Wallace, 1936
 Donzel Waller, 1936
 John William Waltrip, Jr., 1920
 William Alphas Waters, 1921-22-23
 Doug Watson, 1978-79-81-82
 Chuck Weese, 1987-88
 Clinton Welch, 1981-82-83
 Dustin Wernecke, 2001
 Gary Wade West, 1960-61-62
 Claude W. White, 1956-57-58
 Ronald White, 1967-68-69 (capt.)
 John William Whitesides, 1916
 I. Marion Wilford, 1924-25-26
 G.E. Wilkin, 1944-45
 John Wilkins, 1963-64
 Robert S. Willard, 1945-47-48-49
 Bob Williams, 1936
 Bobby Williams, 1957
 Charles Williams, 1997-98-99
 Julian Williams, 1932
 Matt Williams, 1978-79-80-81
 Robert Parks Williams, 1921
 Matt Williamson, 1993-94
 Mike Wilson, 1992-93-94-95
 Steve Wilson, 1975-76-77
 Scott Wise, 1968-69-70-71
 John Wissinger, 1936-38
 Harry Witt, 1936
 William W. Witt, 1951-52-53
 Arthur Wittman, 1930
 John Wolda, 1954-55-56
 Joseph Wood, 1939
 William Wood, 1939
 Jim Woodruff, 1967
 George Woods, 1925-26
 Hugh Woolever, 1987-88-89
 Clinton H. Wooten, 1913-14-15
 Russell Wright, 1985
 William D. Wright, 1949-50-51
 Joe Wylie, 1952-53-54
 James O. Younts, 1932
 Adam Zornes, 2006-07
 Joe Zylka, 1971-72-73-74

In-Season Tournaments

1983

Cameron Invitational, Cameron Field

- F25 Sam Houston State 7, Rice 4
- F26 Rice 11, Lamar 3
Rice 3, Sam Houston State 3 (tie)
- F27 Rice 2, Pan American 0
Rice 1, Pan American 1 (tie)

1984

Cameron Invitational, Cameron Field

- F24 Rice 4, Sam Houston State 2
- F25 Rice 2, Lamar 1
- F26 Rice 5, Lamar 4

1994

Coors Desert Classic, Las Vegas, Nev.

- F24 Rice 2, UNLV 1
- F25 Clemson 13, Rice 3
Fresno State 13, Rice 8
- F26 Rice 12, Clemson 3
- F27 UNLV 6, Rice 5

1995

Rice Classic, Cameron Field

- F24 Rice 8, Southwest Texas State 2
- F25 Rice 12, Kansas 5
- F26 Rice 7, Sam Houston State 2

Marriott Medical Center/Rice Invitational, Cameron Field

- Mr3 Rice 7, Western Kentucky 6
- Mr4 Oklahoma State 8, Rice 4
- Mr5 Rice 14, Wyoming 2

1996

Big Ball Sports/Rice Classic, Cameron Field

- F23 Rice 21, UT-San Antonio 7
- F24 Rice 11, Louisville 0
- F25 Rice 6, Lamar 4

Marriott Medical Center/Rice Invitational, Cameron Field

- Mr1 Rice 5, Louisiana-Lafayette 2
- Mr2 Oklahoma State 7, Rice 5
- Mr3 Rice 7, Lamar 5

1997

Holiday Inn-Medical Center Invitational, Cameron Field

- F14 Rice 35, McNeese State 4
- F15 Rice 11, Nevada 9
- F16 Rice 7, Missouri State 4

Big Ball Sports/Rice Classic, Cameron Field

- F21 Rice 37, Cincinnati 9
- F22 Rice 25, Oklahoma State 6
- F23 Rice 14, Northwestern State 0

1998

Big Ball Sports/Rice Classic, Cameron Field

- F13 Virginia 3, Rice 2
- F14 Rice 13, Oklahoma State 12 (12 inn.)
- F15 South Alabama 7, Rice 5

Holiday Inn-Medical Center Invitational, Cameron Field

- F20 Northwestern State 3, Rice 2
- F21 Rice 2, Wake Forest 0
- F22 Rice 16, New Orleans 2

1999

Olive Garden Classic, Kissimmee, Fla.

- J29 Rice 16, South Alabama 5
- J30 Rice 12, Duke 0
- J31 Rice 8, Central Florida 1

Big Ball Sports/Crowne Plaza Classic, Cameron Field

- F12 Rice 14, Northwestern State 5
- F13 UCLA 16, Rice 4
- F14 Rice 10, McNeese State 3

Marriott West Loop Invitational, Cameron Field

- F19 Rice 4, Jacksonville State 0
- F20 Rice 5, Nebraska 3
- F21 Rice 9, Nicholls State 6

2000

ACC/Disney Baseball Blast, Lake Buena Vista, Fla.

- J28 Clemson 3, Rice 1
- J29 North Carolina 8, Rice 2
- J30 Wake Forest 3, Rice 2

Marriott West Loop/Rice Classic, Reckling Park

- F11 Rice 8, Arkansas State 2
- F12 Rice 2, Nebraska 1
- F13 Rice 7, Northwestern State 2

Crowne Plaza/Rice Invitational, Reckling Park

- F18 Rice 6, McNeese State 4
- F19 Rice 5, New Mexico 4
- F20 Rice 4, Lamar 3

2001

Astros College Classic, Enron Field

- F1 Rice 1, Baylor 0 (10 inn.)
- F2 Rice 4, Texas 3
- F3 Rice 13, Texas Tech 6

Rice Invitational, Reckling Park

- F9 Rice 16, Nebraska 4
- F10 Rice 5, Georgia Tech 4
- F11 Rice 5, Lamar 2

Coca Cola Classic, Reckling Park

- F16 Purdue 5, Rice 2
- F17 Rice 3, Wake Forest 2
- F18 Rice 5, UCF 2

2002

Astros College Classic, Astros Field

- F7 Rice 10, Baylor 9 (12 inn.)
- F8 Texas A&M 5, Rice 2
- F9 Rice 17, Texas Tech 4

Crowne Plaza/Rice Invitational, Reckling Park

- F15 Rice 15, Wake Forest 5
- F16 Rice 8, Nebraska 7
- F17 Rice 9, New Mexico 5

Coca Cola Classic, Reckling Park

- F22 Rice 10, Louisiana-Lafayette 7
- F23 Rice 6, South Florida 2
- F24 Rice 8, Texas-Arlington 4

2003

Minute Maid Park College Classic, Minute Maid Park

- F14 Rice 10, Texas A&M 5
- F15 Rice 4, Baylor 3
- F16 Alabama 6, Rice 5

Crowne Plaza/Rice Invitational, Reckling Park

- F22 Rice 11, Stetson 6
- F22 Rice 6, Mississippi 0
- F23 Rice 1, UT-Arlington 0 (10 inn.)

2004

Minute Maid Park College Classic, Minute Maid Park

- F13 Rice 9, Texas Tech 6
- F14 Texas 6, Rice 3
- F15 Rice 13, Kansas State 0

Coca-Cola Classic, Reckling Park

- F20 Rice 13, Wake Forest 5
- F21 Rice 9, Cal. State Northridge 2
- F22 Arizona State 3, Rice 1

Crowne Plaza/Rice Invitational, Reckling Park

- F27 Rice 8, North Carolina 2
- F28 Rice 4, Nebraska 2

2005

Minute Maid Park College Classic, Minute Maid Park

- F11 Rice 8, Oklahoma State 4
- F12 Rice 3, Texas A&M 1
- F13 Baylor 6, Rice 1

Coca-Cola Classic, Reckling Park

- F18 Rice 8, Southwest Missouri State 2
- F19 Rice 5, Mississippi 4
- F20 Lamar 8, Rice 2

Crowne Plaza/Rice Invitational, Reckling Park

- F25 Rice 9, Western Carolina 1
- F27 Nebraska 6, Rice 3
Rice 8, Western Carolina 4

2006

Minute Maid Park College Classic, Minute Maid Park

- F10 Rice 5, Texas Tech 1
- F11 Texas 5, Rice 4
- F12 Rice 12, TCU 6

Coca-Cola Classic, Reckling Park

- F17 Rice 8, Oklahoma 2
- F18 Long Beach State 4, Rice 1
- F19 Rice 7, Lamar 1

Rice Invitational, Reckling Park

- F24 Rice 14, St. John's 7
- F25 Rice 3, Nebraska 2
- F26 Rice 3, Texas State 2

Corpus Christi Classic, Whataburger Field

- Mr.9 Rice 8, TCU 1
- Mr.10 Arizona State 6, Rice 5
- Mr.11 Rice 21, Texas A&M-Corpus Christi 1

2007

Minute Maid Park College Classic, Minute Maid Park

- F9 Vanderbilt 7, Rice 3
- F10 Rice 7, Baylor 0
- F11 Texas A&M 4, Rice 2

Rice Invitational presented by Academy Sports, Reckling Park

- F23 Rice 4, Florida Atlantic 2
- F24 Rice 9, Nebraska 5
- F25 Rice 14, Texas A&M-Corpus Christi

Corpus Christi Classic, Whataburger Field

- Mr.9 Rice 20, TCU 6
- Mr.10 Rice 5, Texas Tech 1
- Mr.11 Rice 2, Texas A&M-Corpus Christi 1