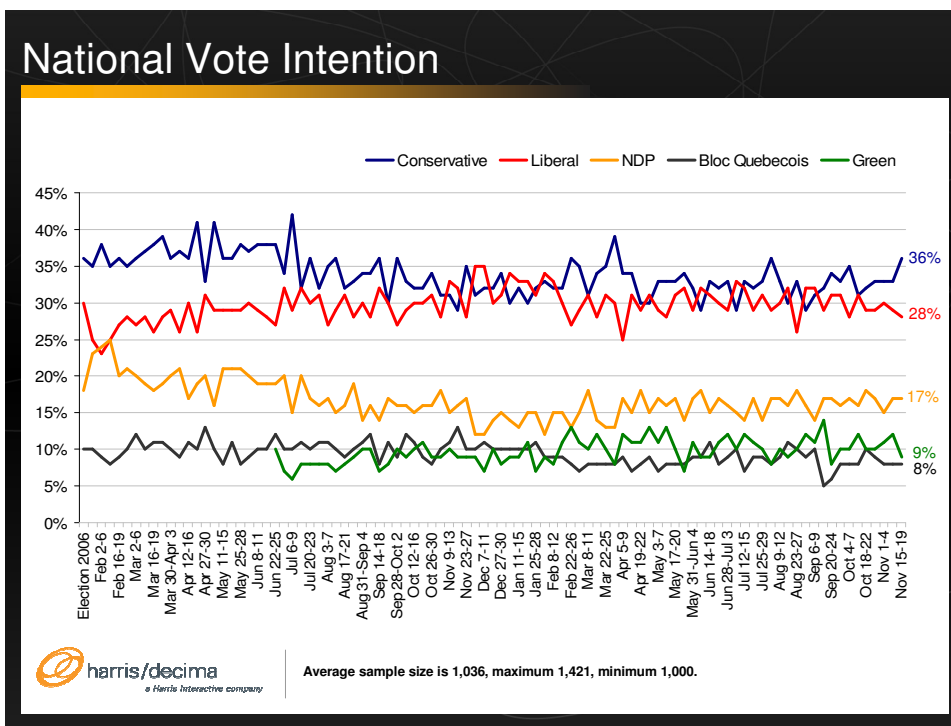


November 20, 2007

## Conservatives Undamaged

A new Canadian Press Harris/Decima survey shows that the Conservatives have opened up an eight point lead over the Liberals, and are so far escaping harm from the fallout of the Mulroney-Schreiber dispute.

- In the latest week, the Conservatives stand at 36% compared to 28% for the Liberals, 17% for the NDP, 9% for the Green Party and 8% for the BQ. Averaging the last three weeks, the Conservatives show 34%, followed by the Liberals at 29%, the NDP at 17%, the Green Party at 11%, and the BQ at 8%.

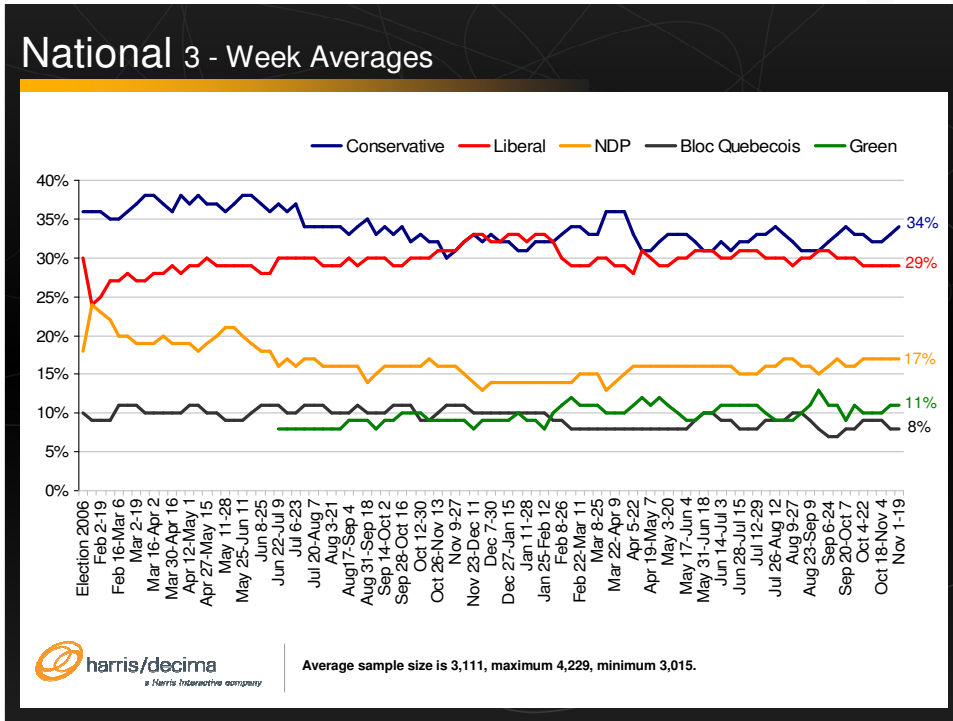


For more information:

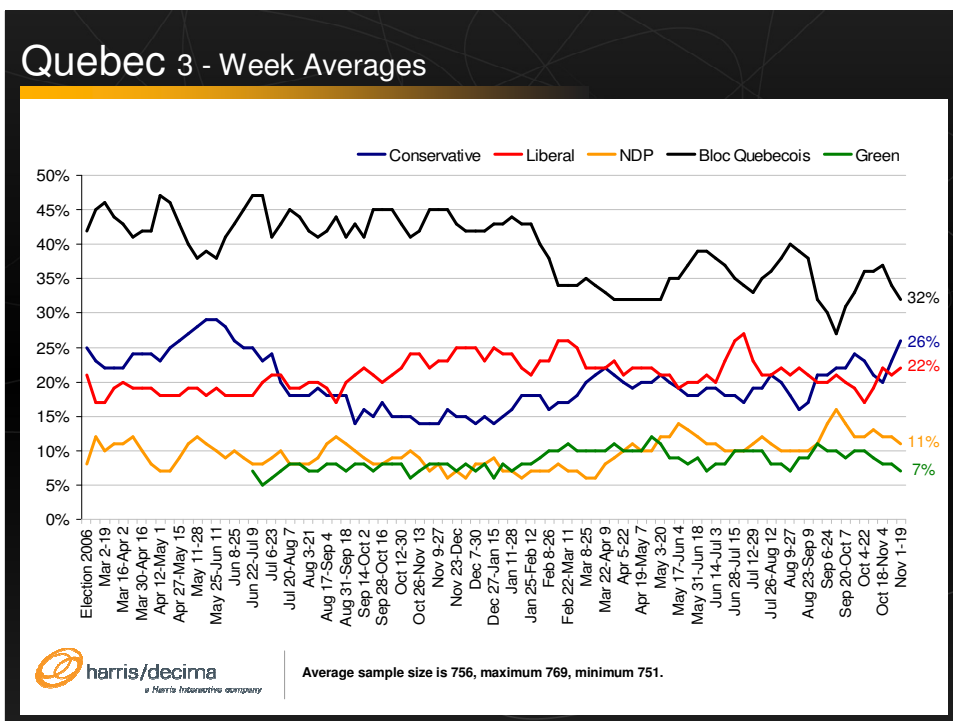
**Bruce Anderson**  
President, Harris/Decima  
Tel: (613) 230-2200  
banderson@harrisdecima.com

[harrisdecima.com](http://harrisdecima.com)

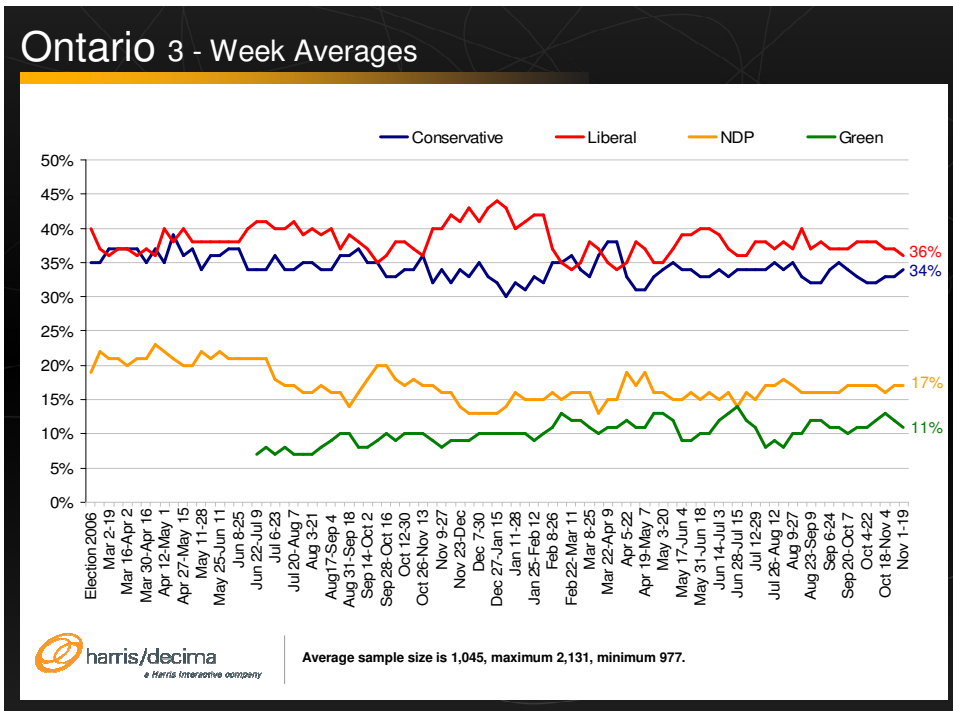
- Ottawa**  
160 Elgin St, Suite 1800  
Ottawa, Ontario  
Canada, K2P 2P7  
t: (613) 230-2200
- Toronto**  
2345 Yonge St, Suite 405  
Toronto, Ontario  
Canada, M4P 2E5  
t: (416) 962-2013
- Montreal**  
1080 Beaver Hall Hill, Suite 400  
Montreal, Quebec  
Canada, H2Z 1S8  
t: (514) 288-0037
- Vancouver**  
21 Water Street, Suite 603  
Vancouver, British Columbia  
Canada, V6B 1A1  
t: (604) 642-2295



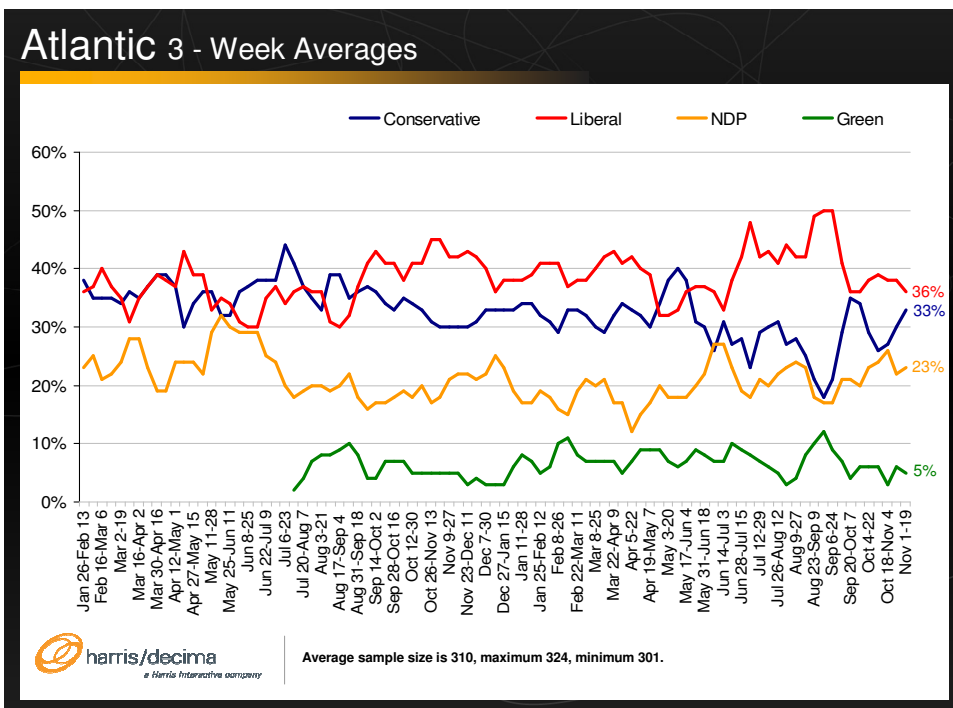
- In Quebec the latest week's results find the BQ tied with the Conservatives at 31%, followed by the Liberals with 19%, the NDP 11%, and the Green Party with 5%. Over the last three weeks, the BQ averaged 32%, Conservatives 26%, Liberals 22%, NDP 11%, and the Green Party 7%.



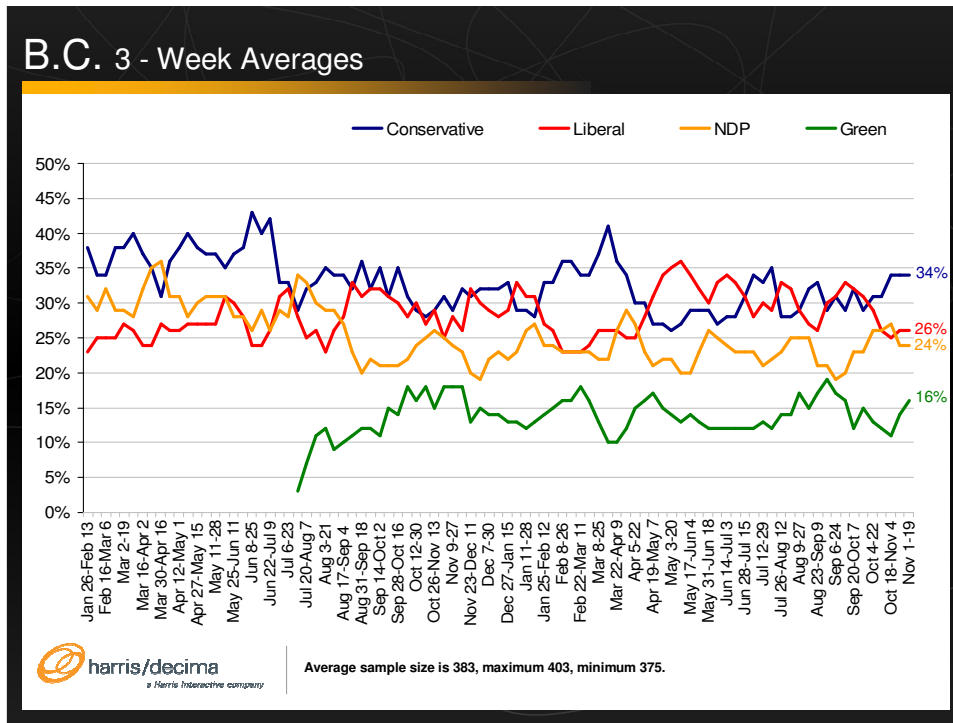
- In Ontario, the latest week's results show the Liberals at 37%, Conservatives at 34%, NDP at 18%, and Greens at 10%. Over three weeks, the Liberals have averaged 36%, the Conservatives 34%, the NDP 17% and the Greens 11%.



- In Atlantic Canada, the averages for the last three weeks show the Liberals at 36%, the Conservatives at 33%, the NDP at 23%, and the Greens at 5%.

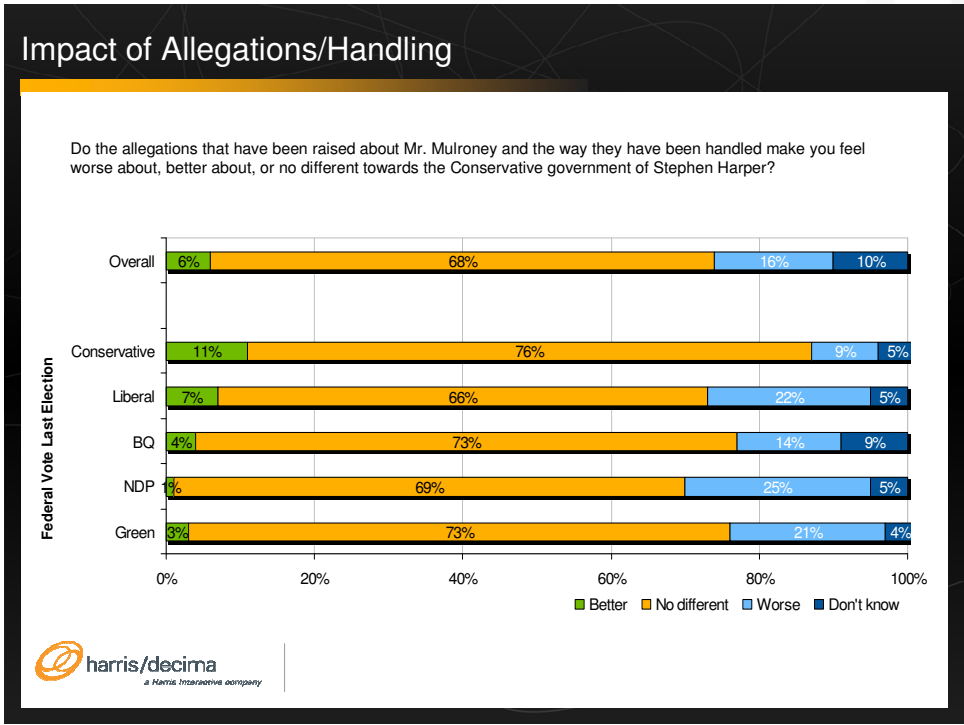


- In BC, three week averages show the Conservatives with 34% lead the Liberals with 26% and the NDP with 24% and the Green Party at 16%.



The survey also probed perceptions around the Mulroney-Schreiber allegations:

- Asked whether the Conservative Party today “is essentially the same as the Conservative Party led by Brian Mulroney, or pretty different”, 60% judged it to be pretty different, while 20% said it was essentially the same party. Conservative voters in the last election were most firmly of this view, but the majority of those that supported each of the other parties in the last election were also more inclined to say this is a different Conservative Party than that led by Brian Mulroney.
- Asked whether “ the allegations that have been raised about Mr. Mulroney and the way they have been handled make you feel worse about, better about, or no different towards the Conservative government of Stephen Harper”, 68% said they felt no differently, 16% said worse, and 6% said better.
- Those who think today’s Conservative Party is essentially the same as the Mulroney-led Conservative Party are more likely than others to say they feel worse about the Conservative government of Mr. Harper (26%) as a result of the allegations and the handling of them.



According to Harris/Decima President Bruce Anderson “The controversy surrounding the relationship between Mr. Mulroney and Mr. Schreiber may still have significant potential to damage the electoral prospects of the Conservatives. However, up to this point, the damage is negligible, and the generally positive fundamentals for the Conservatives are showing up in current voting intentions.

Clearly, at this point, most voters see this issue as being about Brian Mulroney and not Stephen Harper, and they believe there are important differences between the Conservative Party today and that of almost 15 years ago. The strength of the Conservative numbers in Quebec suggests ongoing challenges for both Mr. Dion and the BQ in connecting with nationalist voters, and approval on the part of those voters for the way Mr. Harper has handled the Schreiber issue to date.”

Each week, Harris/Decima interviews just over 1000 Canadians through teleVox, the company’s national omnibus survey. These data were gathered November 15<sup>th</sup> thru 19<sup>th</sup>, 2007. The poll’s margin of error is 3.1%, 19 times out of 20.