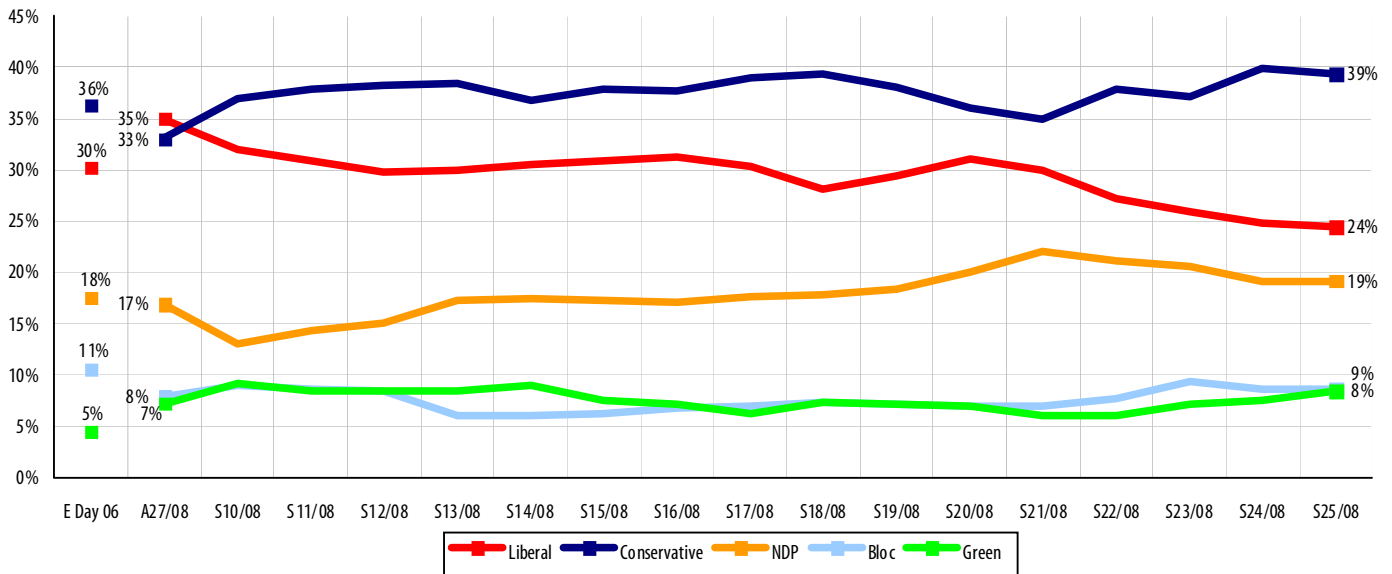




Conservatives lead Liberals by 15 points



FIRST RANKED BALLOT (N=1,201 Canadians, 1027 decided voters)



REGIONAL BALLOTS

	Canada		Atlantic Canada		Quebec		Ontario		Western Canada	
	Sept 24	Sept 25	Sept 24	Sept 25	Sept 24	Sept 25	Sept 24	Sept 25	Sept 24	Sept 25
	%	%	%	%	%	%	%	%	%	%
Conservative	40	39	36	34	22	23	42	40	51	51
Liberal	25	24	30	38	18	18	33	34	21	16
NDP	19	19	26	21	17	15	17	18	21	22
BQ	9	9	-	-	37	38	-	-	-	-
Green	8	8	9	8	6	6	8	8	9	11
Accuracy	+3.1%	+3.1%	+9.6	+9.6	+6.4%	+6.5%	+5.6%	+5.6%	+5.2%	+5.2%
Undecided	15	15	11	11	20	21	13	13	13	12

*Note: Percentages may not add up to 100 due to rounding.

Media inquiries should be directed to: Nik Nanos at nnanos@nanosresearch.com or (613) 234-4666 x237. Visit the Nanos website to sign up for instant email updates. For a detailed explanation on the methodology, please refer to page 5 of this release.

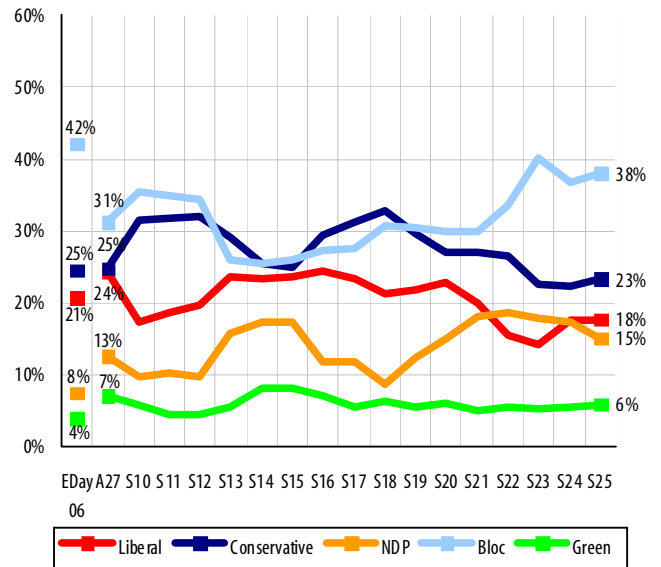
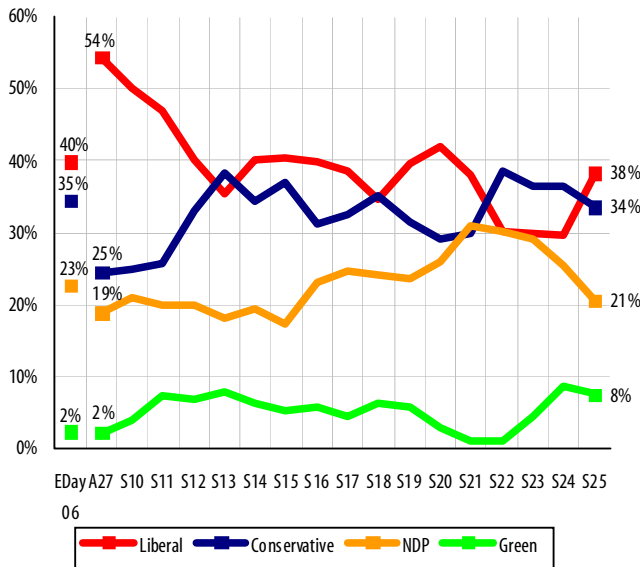


Tories lead in Ontario, NDP moves to second in West



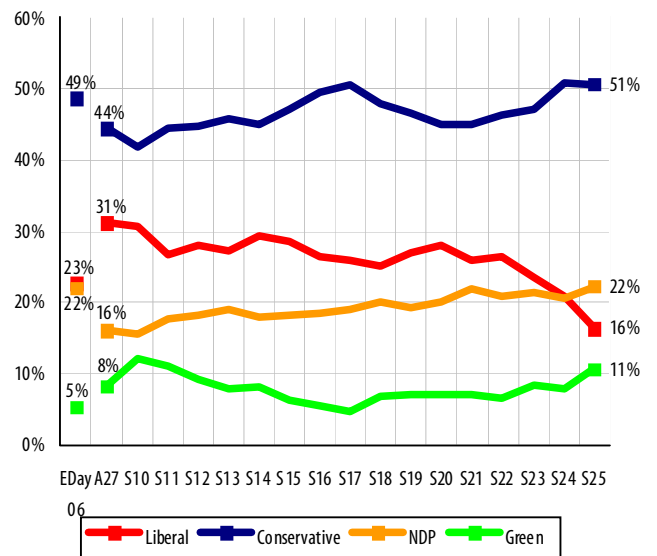
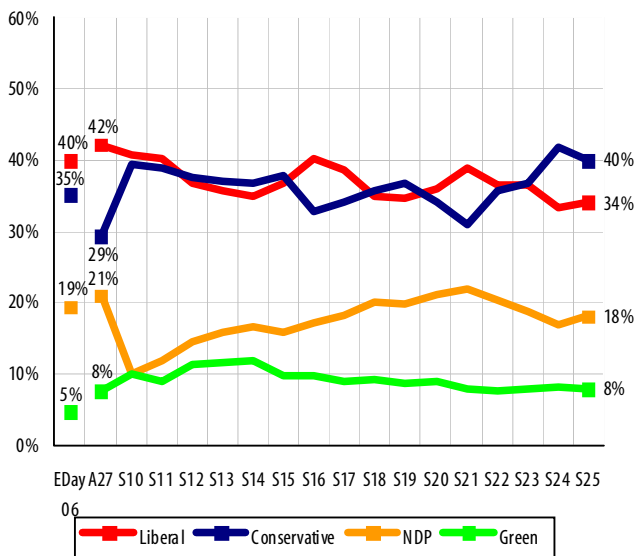
ATLANTIC CANADA (107 Decided Voters, Accuracy ±9.6)

QUEBEC (236 Decided Voters, Accuracy ±6.5)



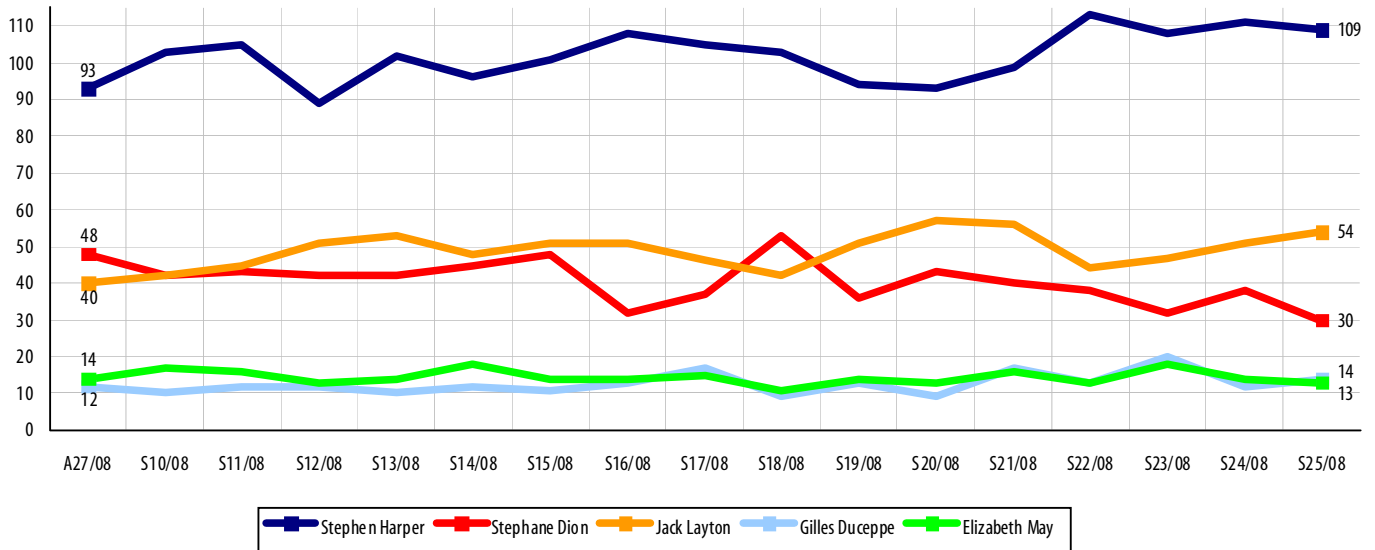
ONTARIO (316 Decided Voters, Accuracy ±5.6)

WESTERN CANADA (368 Decided Voters, Accuracy ±5.2)





Leadership Index: Harper leads Layton by 55 points



LEADERSHIP INDICATORS

	Trust		Competence		Vision for Canada		Leadership Index Score	
	Sept 24	Sept 25	Sept 24	Sept 25	Sept 24	Sept 25	Sept 24	Sept 25
	%	%	%	%	%	%		
Stephen Harper	35	33	42	41	34	35	111	109
Jack Layton	19	20	16	16	16	18	51	54
Stephane Dion	11	10	12	8	15	12	38	30
Gilles Duceppe	6	5	3	6	3	3	12	14
Elizabeth May	7	6	1	2	6	5	14	13
None of them/Undecided	22	26	26	28	27	27		
Accuracy	± 5.0%	± 5.0%	± 5.0%	± 5.0%	± 5.0%	± 5.0%		

*Note: Percentages may not add up to 100 due to rounding.

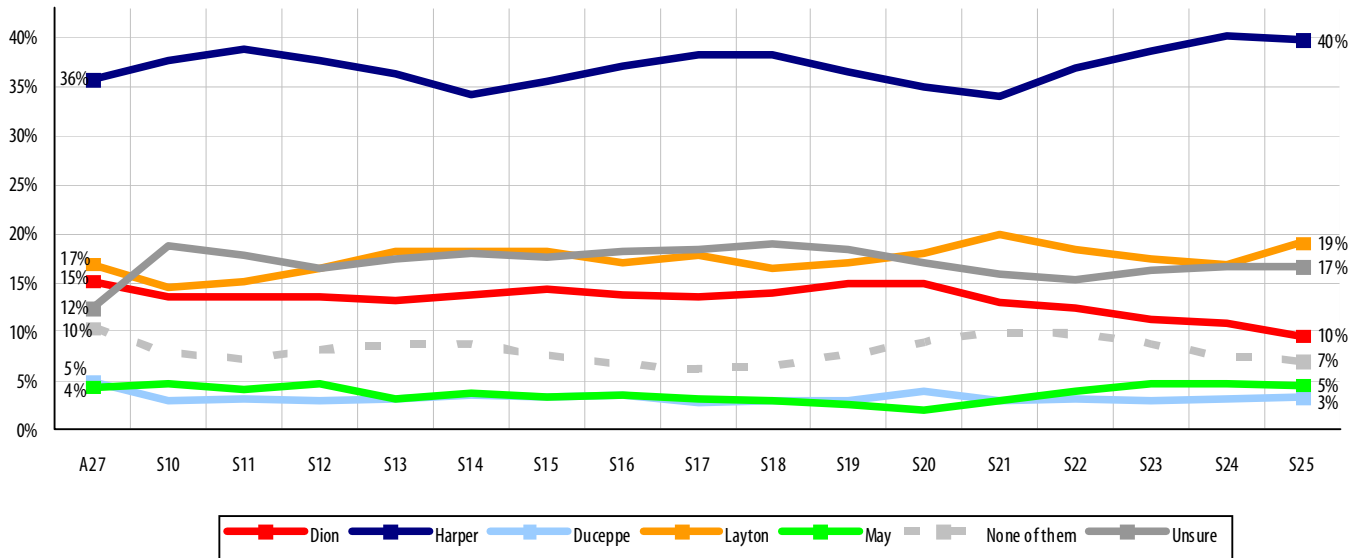
Media inquiries should be directed to: Nik Nanos at nnanos@nanosresearch.com or (613) 234-4666 x237. Visit the Nanos website to sign up for instant email updates. For a detailed explanation on the methodology, please refer to page 5 of this release.



Best PM: Harper ahead of Layton by 21 points, Dion trending down



BEST PRIME MINISTER (N=1,201 Canadians)



REGIONAL NUMBERS

	Canada		Atlantic Canada		Quebec		Ontario		Western Canada	
	Sept 24	Sept 25	Sept 24	Sept 25	Sept 24	Sept 25	Sept 24	Sept 25	Sept 24	Sept 25
	%	%	%	%	%	%	%	%	%	%
Harper	40	40	32	31	24	24	42	43	52	51
Layton	17	19	24	26	21	21	15	18	14	17
Dion	11	10	12	14	13	12	14	12	6	5
May	5	5	5	5	2	2	5	4	6	7
Duceppe	3	3	1	1	11	10	0	1	1	1
None	8	7	5	4	12	10	7	8	5	5
Undecided	17	17	20	19	18	21	16	16	16	14
Accuracy	± 2.8%	± 2.8%	± 9.1%	± 9.1%	± 5.7%	± 5.7%	± 5.2%	± 5.2%	± 4.8%	± 4.8%

*Note: Percentages may not add up to 100 due to rounding.

Media inquiries should be directed to: Nik Nanos at nnanos@nanosresearch.com or (613) 234-4666 x237. Visit the Nanos website to sign up for instant email updates. For a detailed explanation on the methodology, please refer to page 5 of this release.



METHODOLOGY



CPAC Questions

1. If a FEDERAL election were held today, could you please rank your top two current local voting preferences? (First ranked reported)
2. Are you currently leaning towards any particular FEDERAL party, and if you are, which party would that be?

As you may know, [ROTATE all five federal leaders with name and party]. Which of the federal leaders would you best describe as:

3. Most trustworthy
4. Most competent
5. Best vision for Canada's future
6. Of the following individuals, who do you think would make the best Prime Minister? [ROTATE names of all five party leaders]

Methodology

A national random telephone survey is conducted nightly by Nanos Research throughout the campaign. Each evening a new group of 400 eligible voters are interviewed. The daily tracking figures are based on a three-day rolling sample comprised of 1,200 interviews. To update the tracking a new day of interviewing is added and the oldest day dropped. The margin of accuracy is $\pm 2.9\%$, 19 times out of 20.

The respondent sample is stratified geographically and by gender. The data may be weighted by age according to data from the 2006 Canadian Census administered by Statistics Canada. Percentages reported may not add up to 100 due to rounding. The research has been registered with the Marketing Research and Intelligence Association of which Nanos is a member.

Leadership Index Score Methodology

Every day, Nanos will report on a daily leadership index score. The leadership index score is a summation of the three leadership indicators (trustworthy, competence, vision). For example, on August 27th (A27), Elizabeth May received a Leadership Index Score of 14 because 6% of Canadians identified Elizabeth May as the most trustworthy leader, 3% said she was the most competent and 5% said she had the best vision for Canada

The Leadership Index Score will be tracked daily with updated results from the previous night of polling. Unlike the other measures tracked by Nanos, the leadership index score will not be based on a three-day rolling sample. It will be reported from results the evening before. This will allow Nanos to measure the performance of the federal party leaders and the key factors driving performance on a daily basis.

About Nanos

Established in 1987, Nanos Research is a full service public opinion research and management consulting firm. For more information on our full range of services please visit our website www.nanosresearch.com.

Media inquiries should be directed to:

Nik Nanos

President and CEO

Nanos Research

nnanos@nanosresearch.com

(613) 234-4666 ext. 237




When you think of Nanos - think quality, service and insight.



Established in 1987, Nanos Research is one of North America's premier market and public opinion research organizations. We put strategic intelligence into the hands of decision-makers.



Whether you are charting a new corporate expansion, engaging employee input or navigating a complex public policy issue, executives like you turn to Nanos as their trusted research partner.



Capabilities

Nanos has the scope and capacity for every assignment. Our organization has offices in Ottawa, Toronto, Montreal, Vancouver, Halifax and Calgary.

- Telephone Surveys
- Online Surveys
- Mystery Shopping
- Qualitative Research (Focus groups/in-depth interviews)
- eDeliberative Polling and Online Dialogue
- Management Consulting and Strategic Advice

Our Record of Success

As a full-service research firm, Nanos brings the right tools to every research challenge to ensure success. The sample assignments listed below demonstrate the broad range of Nanos capabilities that clients have called upon.

In the lead-up to a major **labour negotiation**, a multi-billion dollar corporation turned to Nanos to conduct research and provide advice on its corporate reputation and positioning.

Nanos helped chart the course for the **market expansion** of one of North America's leading retailers. Nanos conducted market and customer research which helped the retailer grow market share to number one in its class while expanding from 40 to 220 stores.

A global advocacy organization chose Nanos to **reposition a major international campaign** as part of an effort to increase support for the cause and to influence decision-makers.

As part of a policy renewal process, a federal government department retained Nanos to conduct an **environmental scan** of policy initiatives around the world.

Nanos has conducted major brand research and provided expert analysis for numerous **trademark litigations**.

A leading industry association relied on Nanos to conduct research, **test creative materials** and provide advice related to its image and government initiatives which impact association members.

For a federal government department, Nanos developed an over-arching service delivery **performance measurement** framework.

Faced with negative press, a leading advocacy organization turned to Nanos to conduct research among donors, members and the general populace to manage its reputation and craft a **communications campaign**.

In the 2004 and 2006 national federal elections in Canada, Nanos conducted a **nightly tracking** initiative in conjunction with CPAC, Canada's Political Channel. In both elections Nanos was recognized as the most accurate at predicting the outcome.



A Trusted Source

Our team is headed by Nik Nanos, a leader in the market and public opinion research industry recognized for the quality of his work, the insightfulness of his counsel and his professional integrity. Media organizations regularly call upon Nik Nanos and Nanos Research to capture the public pulse and analyse complex issues.



The Nanos Research Group

Our group of companies is a national team of like-minded research professionals and organizations bound by a common commitment to quality research, quality service and superior research outcomes.



MBA Research



Ottawa
Nik Nanos, CMRP
President, Nanos Research
(613) 234-4666 ext.237
nnanos@nanosresearch.com

Toronto
John Nanos
Senior Vice President, Nanos Research
(416) 493-1965 ext.223
jnanos@nanosresearch.com

Montreal
Carl Aubé
President, MBA Recherche
(514) 284-9644 ext.222
caube@mbarecherche.com

Halifax
Len Preeper
President, Thinkwell Research
(902) 830-2119
len@thinkwellresearch.ca

Vancouver
Barb Justason, CMRP
President, Justason Market Intelligence
(604) 783-4165
barb@justasonmi.com

Calgary
Brian Singh
Managing Director, ZINC Research
(403) 269-7526
brian@zincresearch.com

insight

you can trust