

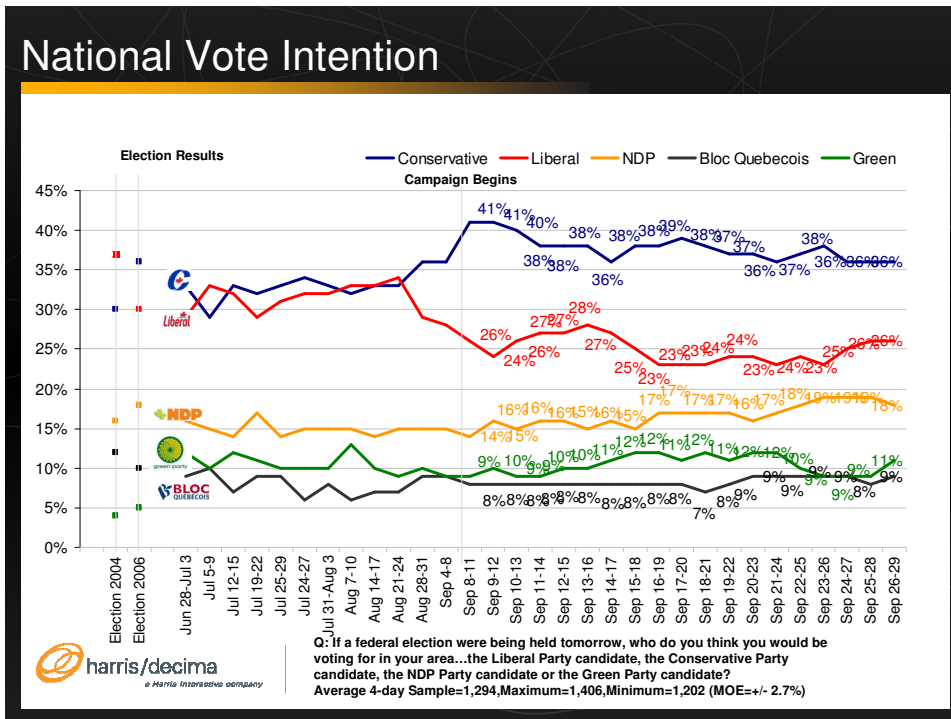


September 30, 2008

Conservatives by 10

The latest rolling Canadian Press Harris/Decima surveys reveal:

- **Nationally**, over the last four nights, the Conservatives lead with 36%, followed by the Liberals at 26%, the NDP 18%, the Green Party 11%, the BQ with 9%.



- In **Ontario**, the Conservatives have 37%, Liberals 31%, NDP 17% and the Greens 14%.
- In **Quebec**, the BQ stands at 37%, the Conservatives follow with 27%, the Liberals at 18%, the NDP 12% and the Greens at 5%.
- In **Atlantic Canada**, the Liberals have 40%, the NDP 31%, the Conservatives 23% and the Green Party 4%.
- In **British Columbia**, the Conservatives lead with 36%, followed by the Liberals with 23%, the NDP with 22%, and the Greens with 18%.

For more information:

Bruce Anderson
President, Harris/Decima
Tel: (613) 230-2200
Fax: (613) 230-3793
banderson@harrisdecima.com

Jeff Walker
Senior Vice-President, Harris/Decima
Tel: (613) 230-2200
Fax: (613) 230-3793
jwalker@harrisdecima.com

Alain J. Cusson
Senior-Vice President, Harris/Decima
Tel: : 514-288-0037
ajcusson@harrisdecima.com

harrisdecima.com

Ottawa
160 Elgin St, Suite 1820
Ottawa, Ontario
Canada, K2P 2P7
t: (613) 230-2200

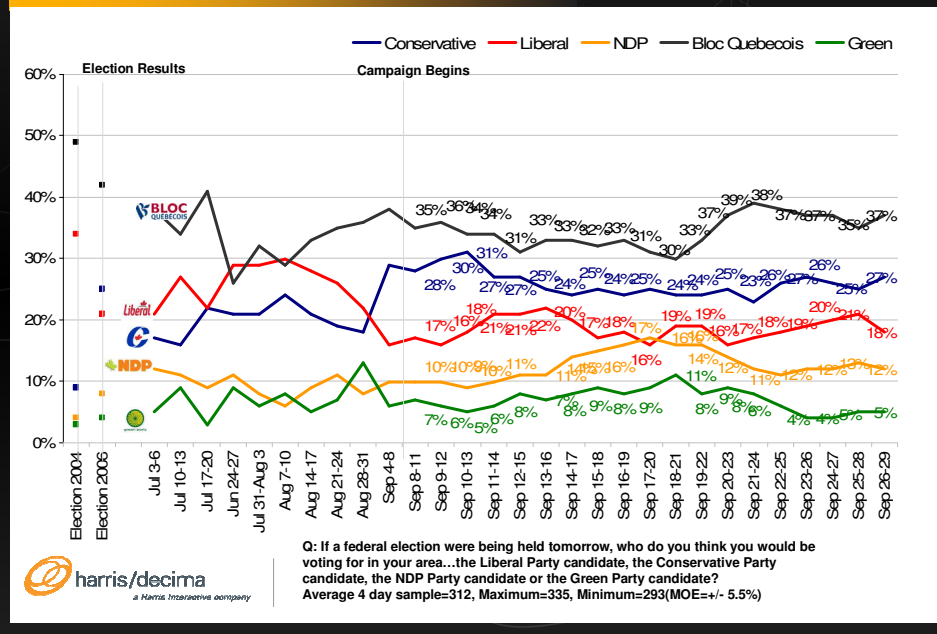
Toronto
2345 Yonge St, Suite 405
Toronto, Ontario
Canada, M4P 2E5
t: (416) 962-1013

Montreal
1080 Beaver Hall Hill, Suite 400
Montreal, Quebec
Canada, H2Z 1S8
t: (514) 288-0037

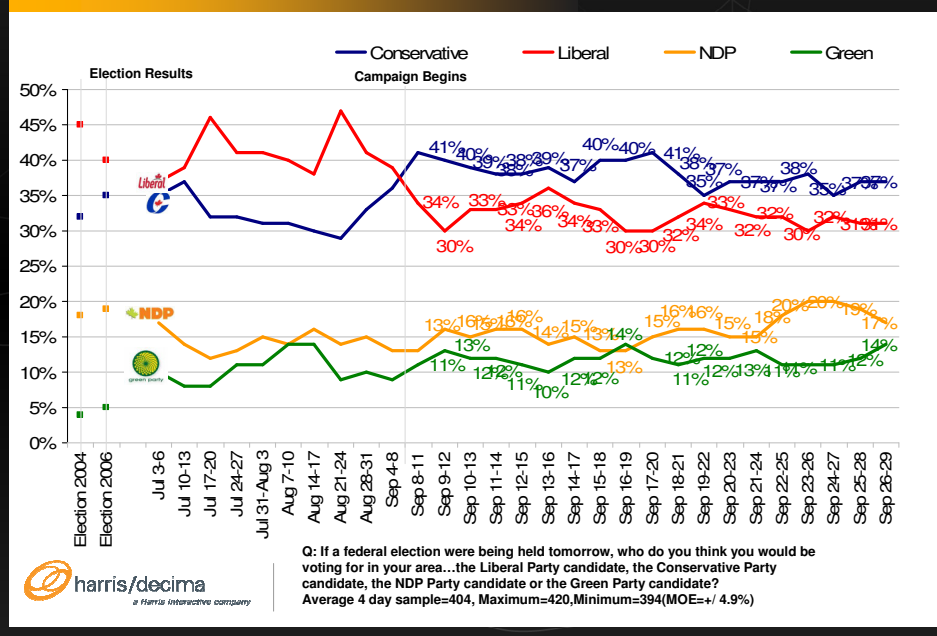
Vancouver
666 Burrard St, Suite 500
Vancouver, British Columbia
Canada, V6B 1A1
t: (778) 370-1373



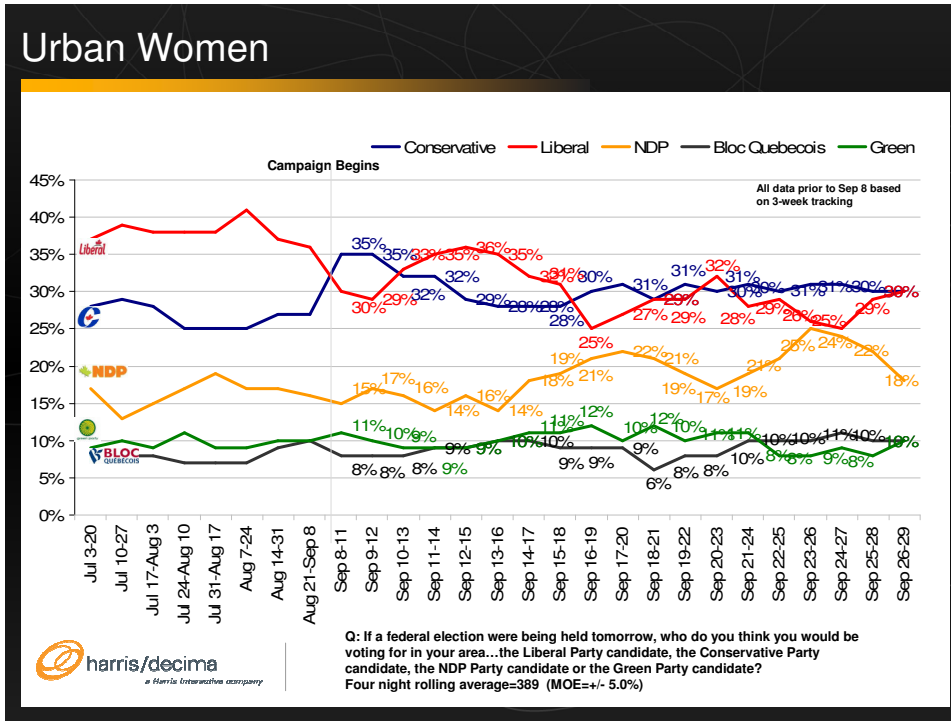
Quebec Voters



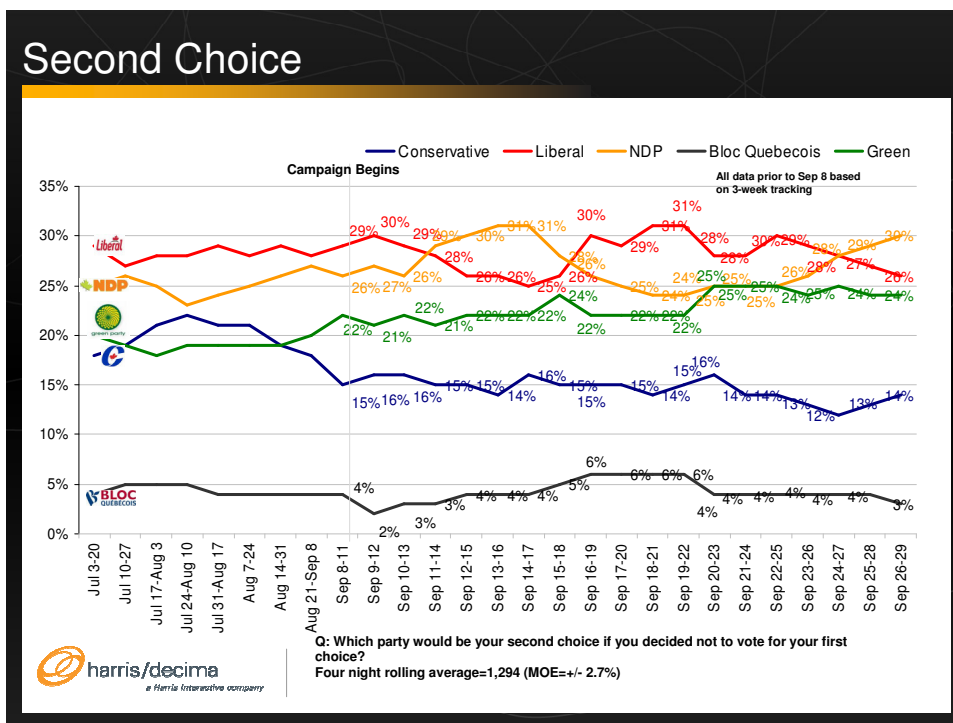
Ontario Voters



- Among urban women the Liberals and the Conservatives are tied at 30%, the NDP have fallen to 18% from their peak of 25%, and the BQ and the Green Party both are at 10%.



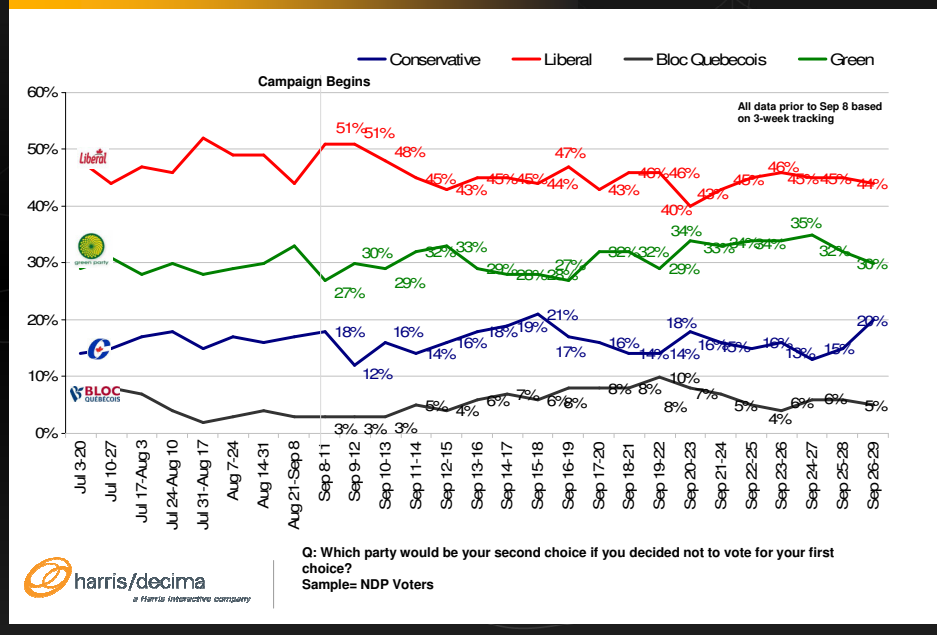
- As the campaign heads towards critical final days, the Conservatives lead is healthy, but they have less room to grow than other parties. Only 14% say the Conservatives are their second choice. The Conservatives would get only about 1 in 5 defecting Liberals, Green and NDP voters, and only 1 in 20 shifting BQ voters. At the beginning of the campaign, the Conservatives were the second choice of 1 in 3 BQ voters.



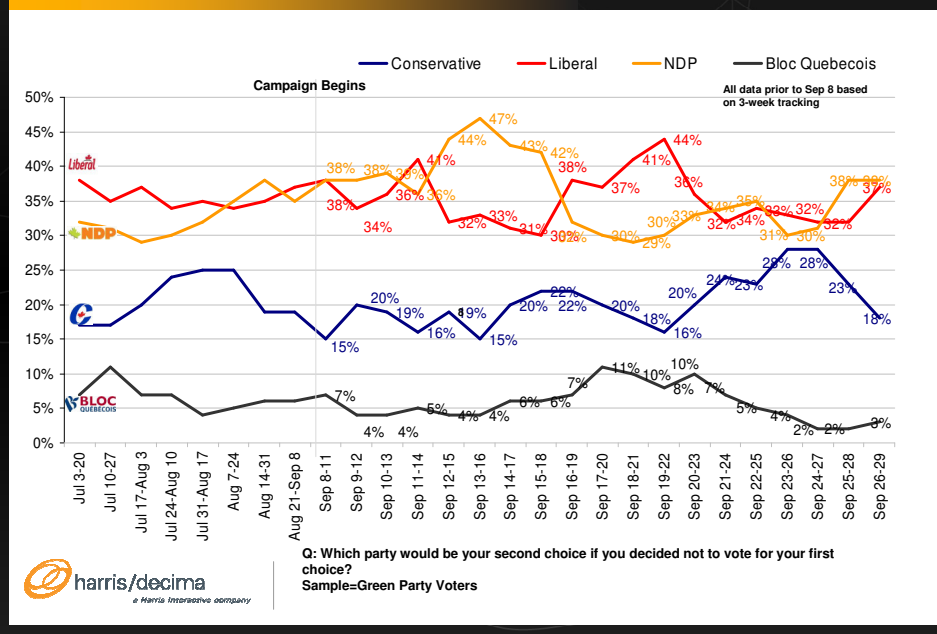


- The Liberals have considerable room to grow, as they are the second choice of 44% of NDP voters, 37% of Green Party voters, 38% of Conservative voters and 21% of BQ voters.

NDP Second Choice

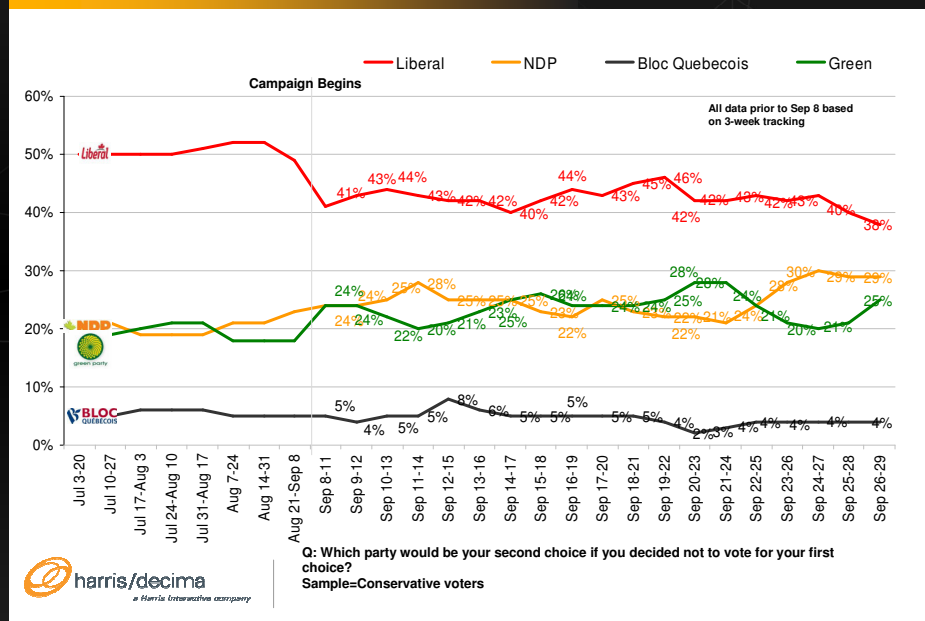


Green Second Choice

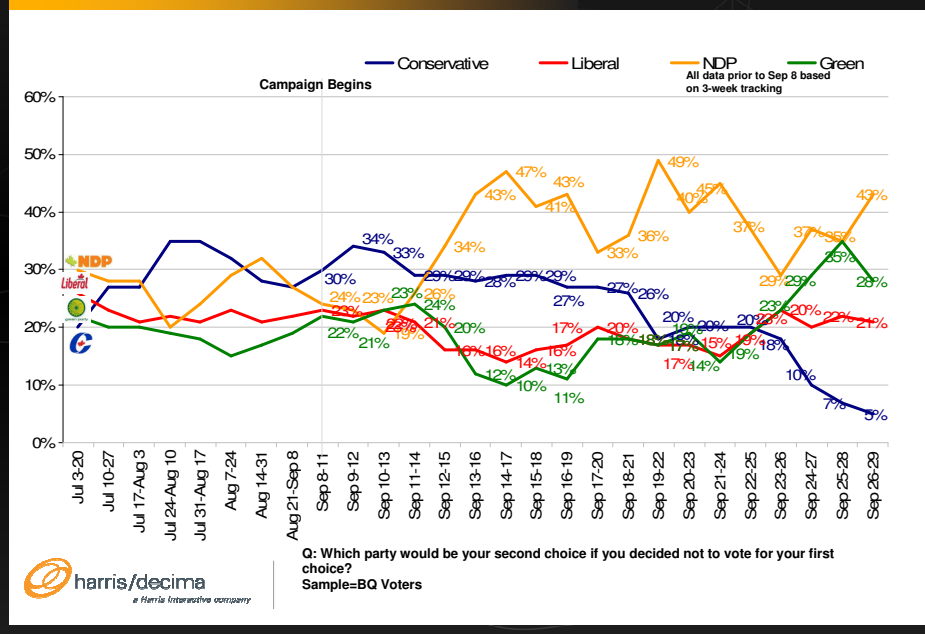




Conservative Second Choice



Bloc Quebecois Second Choice



According to Harris/Decima President Bruce Anderson "The voting public remains somewhat unsettled at this point. If we compare the results we see today, the Conservatives, NDP and Bloc are all exactly where they were in 2006. The Liberals have dropped 5 points and the Green Party has gained 5 points. But underneath that picture of relatively little apparent change, we know that there is a considerable amount of migration that has been occurring, as voters under 50, and women voters in particular struggle to settle on the choice of a party or a preferred outcome for this election."



Harris/Decima interviews roughly 300 Canadians every night, as part of a rolling nationwide survey that will continue throughout this election campaign. This sample represents a total of 1,247 interviews, gathered September 26th through September 29th 2008. The poll's margin of error is 2.8%, 19 times out of 20.