

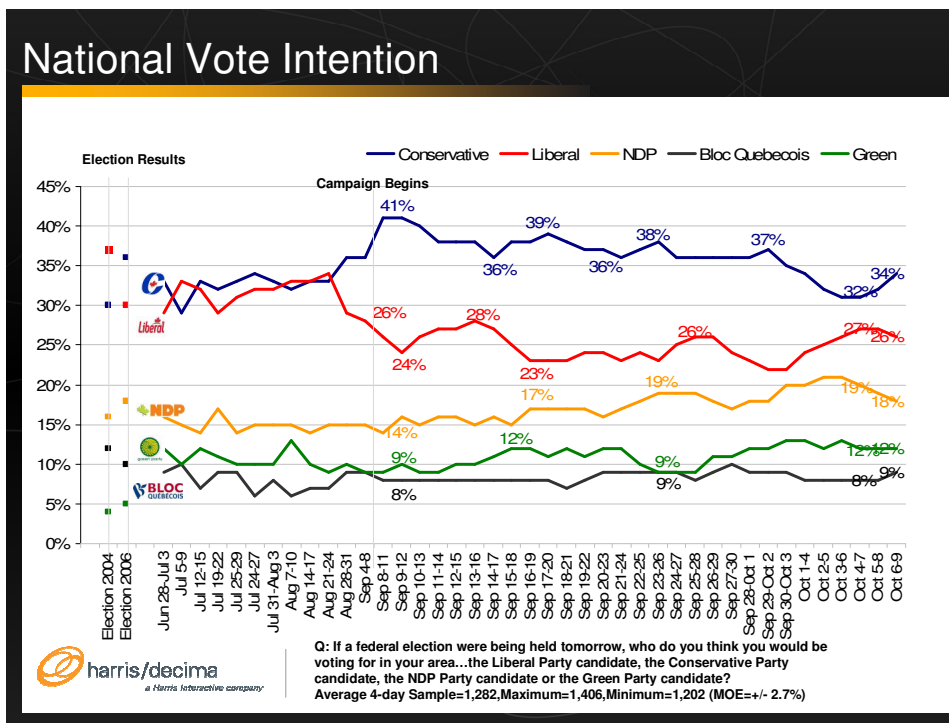


October 10, 2008

## Conservative Support Firms, Lead By 8

The latest rolling Canadian Press Harris/Decima surveys reveal:

- **Nationally**, over the last four nights, the Conservatives lead with 34%, followed by the Liberals at 26%, the NDP 18%, the Green Party 12%, the BQ with 9%.



- In **Ontario**, the Liberals are at 33%, Conservatives 31%, NDP 21%, and the Greens 14%.
- In **Quebec**, the BQ is at 40%, Conservatives 24%, Liberals 22%, NDP 7%, and the Greens 5%.
- In **Atlantic Canada**, the Liberals have 39%, Conservatives 31%, NDP 22%, and the Greens 8%.
- In **BC**, the Conservatives have 43%, the NDP 21%, Liberals 18% and the Greens 17%.

For more information:

**Bruce Anderson**  
President, Harris/Decima  
Tel: (613) 230-2200  
Fax: (613) 230-3793  
banderson@harrisdecima.com

**Jeff Walker**  
Senior Vice-President, Harris/Decima  
Tel: (613) 230-2200  
Fax: (613) 230-3793  
jwalker@harrisdecima.com

**Alain J. Cusson**  
Senior Vice-President, Harris/Decima  
Tel: (514)-288-0037  
ajcusson@harrisdecima.com

[harrisdecima.com](http://harrisdecima.com)

**Ottawa**  
160 Elgin St, Suite 1820  
Ottawa, Ontario  
Canada, K2P 2P7  
t: (613) 230-2200

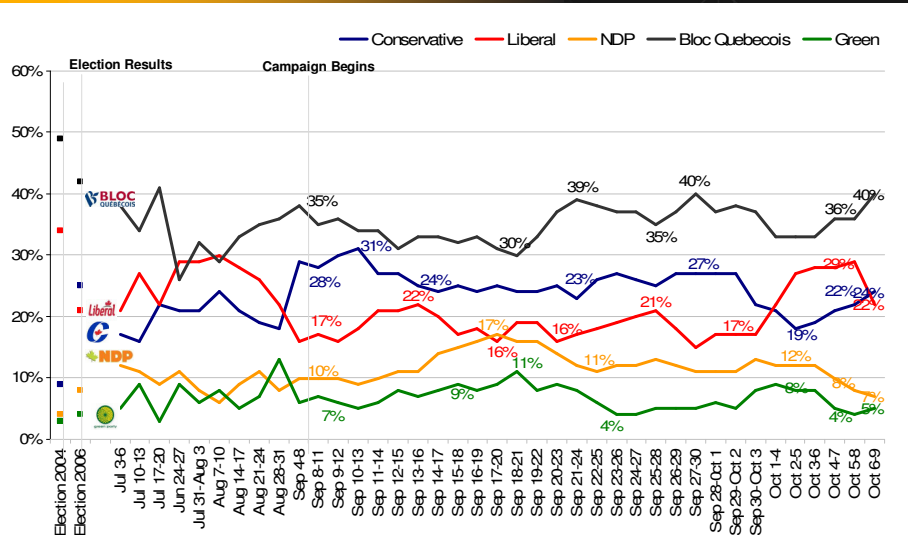
**Toronto**  
2345 Yonge St, Suite 405  
Toronto, Ontario  
Canada, M4P 2E5  
t: (416) 962-2013

**Montreal**  
1080 Beaver Hall Hill, Suite 400  
Montreal, Quebec  
Canada, H2Z 1S8  
t: (514) 288-0037

**Vancouver**  
666 Burrard St, Suite 500  
Vancouver, British Columbia  
Canada, V6B 1A1  
t: (778) 370-1373

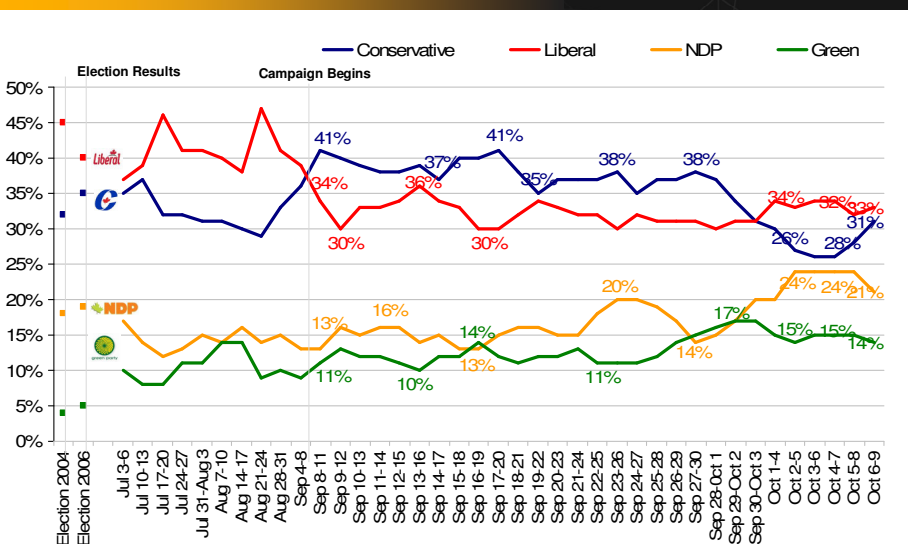


## Quebec Voters



Q: If a federal election were being held tomorrow, who do you think you would be voting for in your area...the Liberal Party candidate, the Conservative Party candidate, the NDP Party candidate, the BQ candidate or the Green Party candidate?  
Average 4 day sample=311, Maximum=335, Minimum=293(MOE=+/- 5.6%)

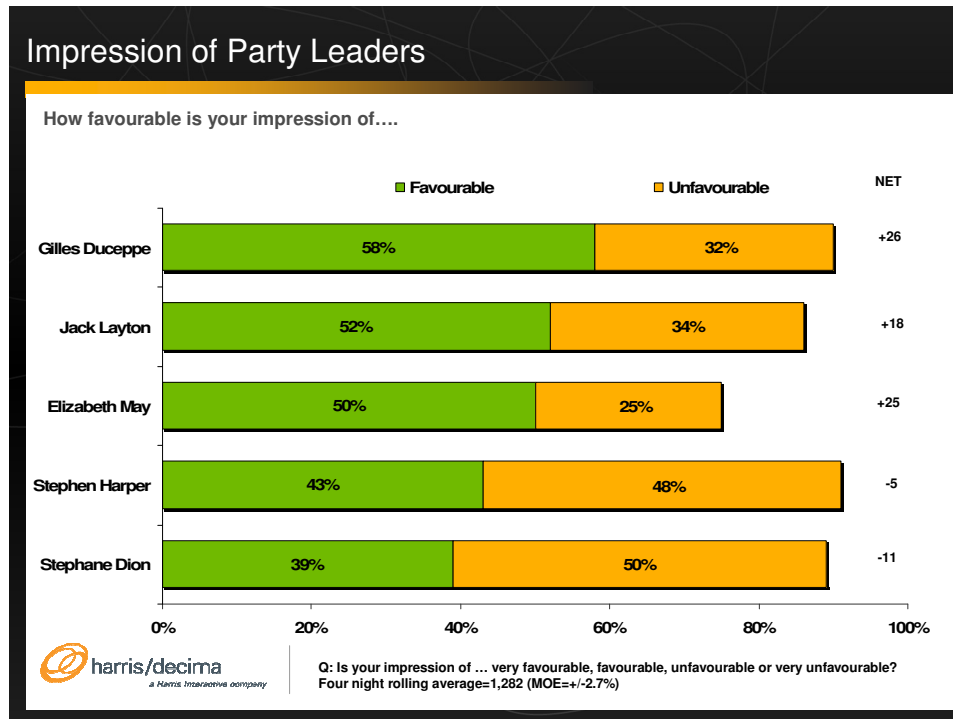
## Ontario Voters



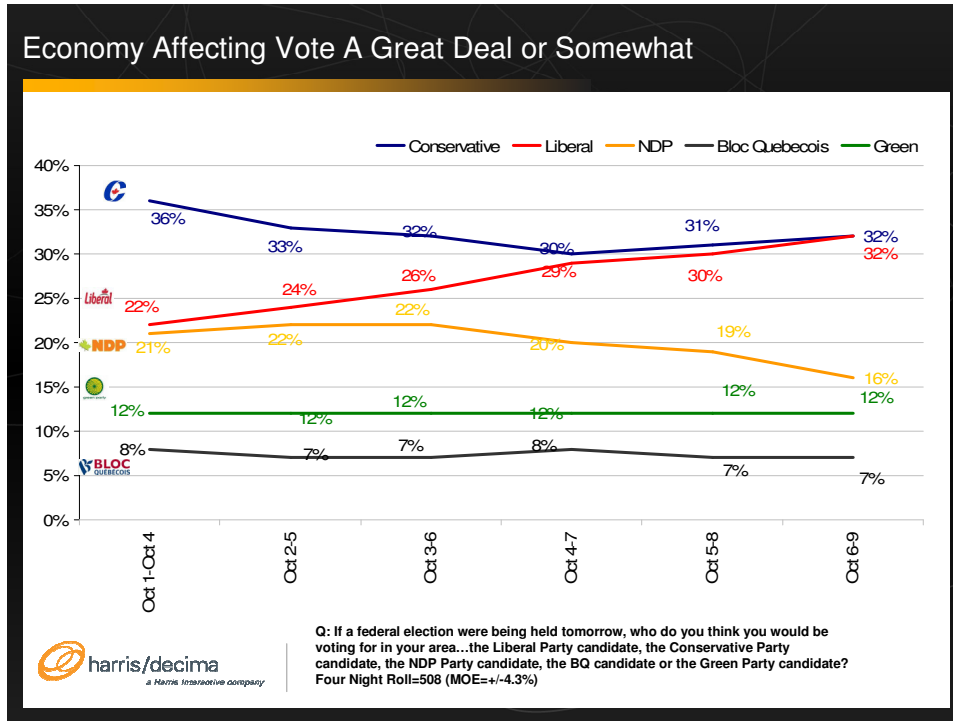
Q: If a federal election were being held tomorrow, who do you think you would be voting for in your area...the Liberal Party candidate, the Conservative Party candidate, the NDP Party candidate or the Green Party candidate?  
Average 4 day sample=401, Maximum=420, Minimum=393(MOE=+/- 4.9%)



- Mr. Harper's numbers are on the upswing. His net rating now stands at -5, well back of where it was at the beginning of the campaign, but up from earlier in the week where his net negative rating was in double digits.



- The Liberals and Conservatives continue to be very competitive among those who say turmoil in the economy is affecting their vote intention a great deal or somewhat, both with twice as much support as the NDP

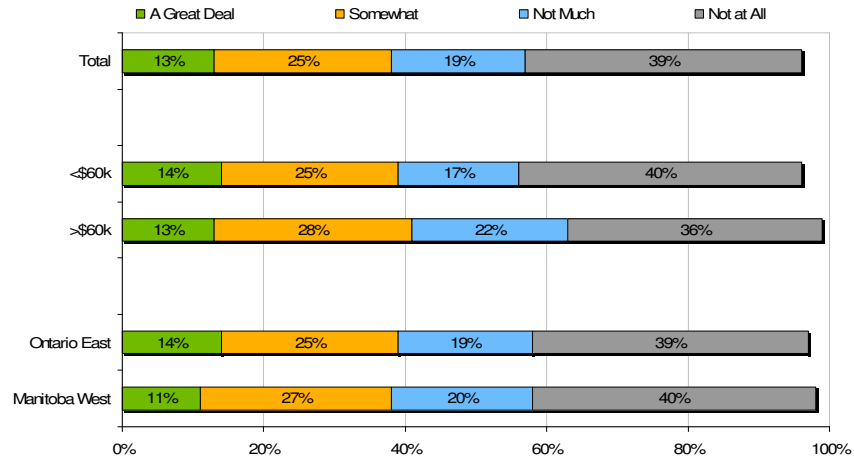


- Roughly equal proportions of eastern and western Canadians, affluent and less affluent Canadians are feeling anxiety over market turmoil is affecting their voting intentions. For these people, the Liberals are the more popular choice from Ontario to Atlantic Canada, while the Conservatives hold a large lead Manitoba west. Less affluent Canadians are equally likely to support the Conservatives and Liberals, while the Liberals hold a slight lead over those making more than \$60k a year.



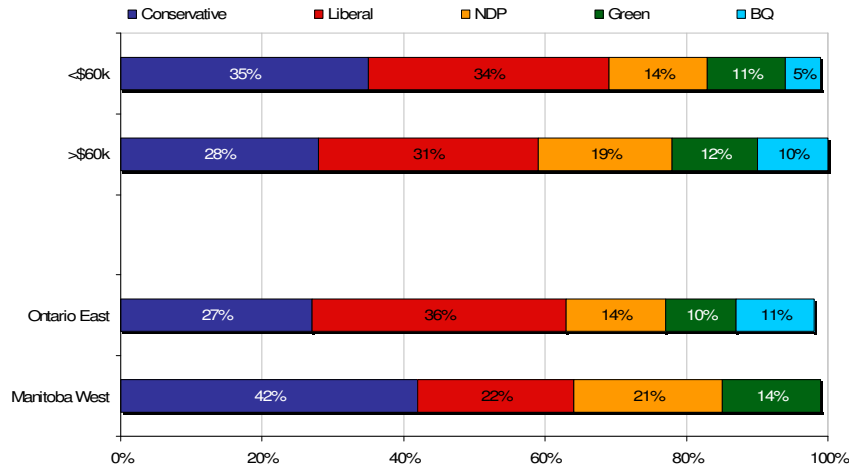
## Effects of Economic Turmoil

Has the turmoil in the stock markets and concern about the economy affected your thinking about which party you might vote for in this election, a great deal, somewhat, not much or not at all?



Q: Has the turmoil in the stock markets and concern about the economy affected your thinking about which party you might vote for in this election, a great deal, somewhat, not much or not at all?  
Four night roll=1,284 (MOE+/-2.7%)

## Economy Affecting Vote A Great Deal or Somewhat

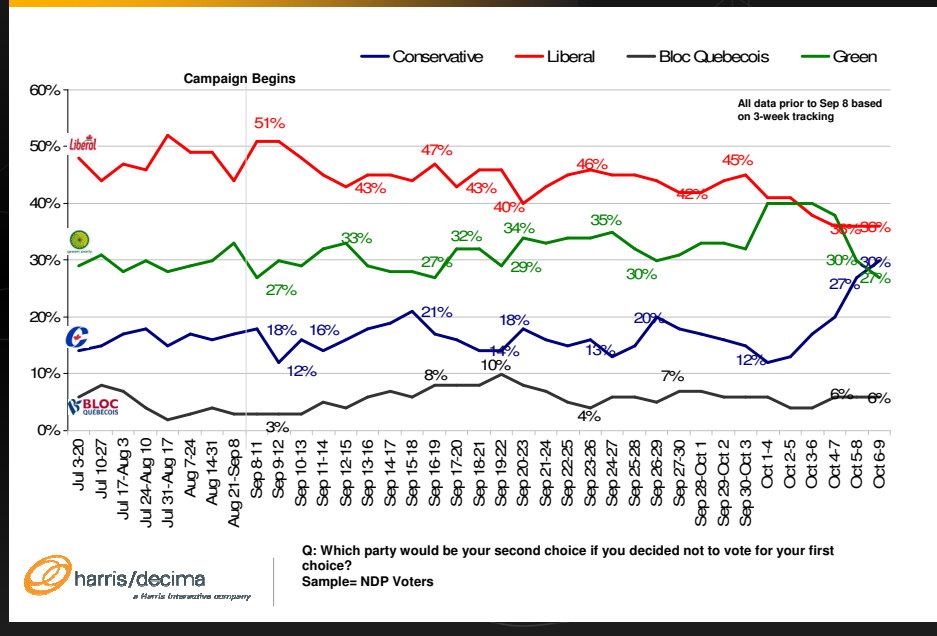


Q: If a federal election were being held tomorrow, who do you think you would be voting for in your area...the Liberal Party candidate, the Conservative Party candidate, the NDP Party candidate, the BQ candidate or the Green Party candidate?  
Four Night Roll=1284 (MOE+/- 2.7%)

- Recent days have seen sliding support for the NDP. Among women 35-49 NDP support opened the campaign at 13%, rose to 30% and has dropped back to 14%. A similar pattern is evident among women 50 and older. This has been helping the Liberals, but helping the Conservatives almost as much.



## NDP Second Choice



According to Harris/Decima President Bruce Anderson “Conservative support has been recovering, Liberal support softening in the last couple of days. This is obviously good news for the Conservatives, but the dynamics of the campaign are not yet fully resolved. First, market turmoil looks as though it may be continuing into the weekend, with variable impacts in different parts of the country. Second a slide in the NDP support is apparent; the implications have been mixed so far, rather than the coalescence around the Liberal brand that has happened in the past. The economy, and the potential movements of the NDP and Green support are the most important factors to watch heading in the final weekend of campaigning.”

Harris/Decima interviews roughly 300 Canadians every night, as part of a rolling nationwide survey that will continue throughout this election campaign. This sample represents a total of 1,284 interviews, gathered October 6th through October 9th 2008. The poll's margin of error is 2.7%, 19 times out of 20.