

**SAN JOSE SHARKS (NHL)
WORCESTER SHARKS (AHL)
2007-08 ORGANIZATION GUIDE**

sjsharks.com • sjsharks.com/mobile • sharksahl.com



SOUTHWEST

Official Airline of the San Jose Sharks

IN MEMORIAM

GAETAN DUCHESNE

(1962-2007)

“The Duke”

His stay in San Jose was brief (1993-95), but Gaetan Duchesne’s veteran leadership played a tremendous role in the Sharks National Hockey League record-setting 58-point turnaround in the 1993-94 season. His presence also helped San Jose amaze the hockey world when the No. 8-seeded Sharks eliminated the No. 1 seed Detroit Red Wings in the 1994 Western Conference Playoffs. In 1,028 NHL games over 14 seasons with five teams, he scored 179 goals and 254 assists.



JOHN FERGUSON

(1938-2007)

“Fergie”

John Ferguson was a key member of San Jose’s hockey operations department for 11 seasons and played an integral role in the organization’s rise to becoming a Stanley Cup contender. “Fergie” was the Sharks senior professional scout for six years and was a special consultant to the general manager for the last five. As a player, he was arguably the toughest enforcer during his playing days in the 1960s and early 1970s with the Montreal Canadiens, winning five Stanley Cups in just eight seasons. In the front office as a general manager for two National Hockey League clubs, he earned five executive of the year awards.



WARREN STRELOW

(1934-2007)

“The Taskmaster”

Warren Strelow spent 10 seasons coaching the Sharks goaltenders. However, he made his mark in hockey long before coming to San Jose as the goaltending coach for Team USA on the 1980 gold medal-winning “Miracle on Ice” Olympic squad. He was also the National Hockey League’s first full-time goaltending coach (Washington, 1983-89). Among his protégés: Evgeni Nabokov (2001 Calder Memorial Trophy winner), Martin Brodeur (two-time Vezina Trophy winner), Miikka Kiprusoff (2006 Vezina Trophy winner) and Vesa Toskala.



The San Jose Sharks organization will never forget the impact each of these individuals has made on the ice and in our hearts.

A NEW YEAR... A NEW LOOK... A NEW ERA



Since the San Jose Sharks made their National Hockey League debut in the 1991-92 season, their cutting-edge logo depicting a shark chomping a hockey stick in half has become one of the most recognized marks in professional sports.

After a long and healthy run of 16 years, this triangle logo, and its supporting marks, have now taken on a more menacing, intimidating appearance.

On July 24, the Sharks introduced the new look of Sharks Territory.

The primary crest still retains the shark chomping down on a hockey stick, but the updated look incorporates more Deep Pacific Teal (the primary color) and emphasizes speed, strength and determination.

The eight supporting marks also incorporate the same characteristics — right down to the fonts and the showing of the shark's tail.

The new logos were designed by renowned sports team logo designer Terry Smith, who designed the original logo. Smith created the new marks over an 18-month period with input from Sharks players and front office staff.



(Left to right) Patrick Marleau, Kyle McLaren, Mike Grier and Joe Thornton show off the Sharks new look at the jersey unveiling on Sept. 17 at HP Pavilion at San Jose.

The new look of Sharks Territory coincides with the launch of the new RbK EDGE Uniform System.

After more than two years of research and testing, the NHL and RbK created a system that meets the performance demands of today's NHL player. Technologically advanced materials and fabrics that are more breathable, more water-resistant, more comfortable and more compatible with equipment will make up the new uniform.

All 30 NHL teams will utilize the RbK EDGE Uniform System in 2007-08. This is the first time in North American professional sports history that a uniform innovation has been implemented League-wide.

Merchandise featuring the new look of Sharks Territory — including authentic and replica uniforms, T-shirts, caps and novelty items — are available at The Sharks Store in HP Pavilion at San Jose and online at www.SharksStore.com

The on-ice looks aren't the only things that have changed in Sharks Territory. Over the summer, HP Pavilion at San Jose underwent a \$16.5-million renovation that included installation of a new Daktronics large screen high resolution center video board, ribbon board and an enhancement of the sound system and acoustics. HP Pavilion at San Jose has the most square footage of LED boards of any indoor venue in the United States.



2007-08 NHL CRITICAL DATES

SEPTEMBER

- 13 Opening Day of NHL training camp
- 13 Preseason schedule begins
- 17 Kraft Hockeyville Game, North Bay, Ontario (New York Islanders vs. Atlanta Thrashers)
- 29-30 Premiere 2007, London, England (Anaheim Ducks vs. Los Angeles Kings)

OCTOBER

- 3 90th Anniversary Regular Season begins (North American Games)

NOVEMBER

- 7 Lester Patrick Award luncheon (New York)
- 10 Hockey Hall of Fame Game (New York Rangers at Toronto Maple Leafs)
- 12 Hockey Hall of Fame Induction Ceremony (Toronto)
Inductees: Ron Francis, Al MacInnis, Mark Messier, Scott Stevens (Player category), Jim Gregory (Builder category)

DECEMBER

- 1 Signing Deadline for Group 2 Free Agents
- 19-27 Holiday Roster Freeze in effect. For all players on an NHL active roster, injured reserve, or players with non-roster and injured non-roster status as of Midnight, local time, Dec. 19, a roster freeze shall apply through Midnight local time Dec. 27, with respect to waivers, trades and loans, subject to the exceptions provided for in CBA Article 16.10.
- 26-1/5 IIHF World U20 Championship (Pardubice and Liberec, Czech Republic)

JANUARY

- 20 NHL on NBC (regional coverage begins)
- 23 Home Hardware CHL/NHL Top Prospects Game (Edmonton)
- 25-28 All-Star Break (no games played)
- 26 NHL Super Skills Competition (Philips Arena, Atlanta)
- 27 NHL All-Star Game (Philips Arena)

FEBRUARY

- 9 CBC's Hockey Day in Canada
- 15-17 Hockey Weekend Across America
- 26 Trade deadline 3 p.m., ET
- 29 International Ice Hockey Federation (IIHF) 100th Anniversary Celebration

APRIL

- 6 Last day of 2007-08 regular season
- 9 Stanley Cup Playoffs begin
- 10-12 NCAA Frozen Four (Pepsi Center, Denver)
- 13-23 IIHF U18 World Championship (Kazan, Russia)

MAY

- 2-18 IIHF World Championship (Quebec City, Quebec & Halifax, Nova Scotia)
- TBA NHL Combine (Toronto)

JUNE

- 9 Last possible day for 2008 Stanley Cup Final
- 12 NHL Awards Show (Toronto)
- 15 Deadline for First Club-Elected Salary Arbitration
- 19 NHL Entry Draft Top Prospects preview/clinic (Ottawa)
- 20 NHL Entry Draft (Scotiabank Place, Ottawa) — First round
- 21 NHL Entry Draft (Scotiabank Place) — Rounds 2-7

JULY

- 1 Free Agency period begins
- 5 Deadline for player-elected salary arbitration
- 6 Deadline for club-elected salary arbitration
- 10 Deadline for eligible players to elect Group 5 free agency
- 20-8/4 Salary arbitration hearings held

AUGUST

- 6 Deadline for salary arbitration decisions to be rendered

CREDITS

The 2007-08 San Jose Sharks Organization Guide was written, designed, edited and produced by the San Jose Sharks Media Relations Department and SVS&E Publishing, a division of Silicon Valley Sports & Entertainment. SVS&E Publishing also produces publications for teams such as the San Francisco 49ers and Oakland Raiders. For more information on SVS&E Publishing, please contact Tony Khing at 408-999-6842, or visit www.svssepublishing.com

Executive Editor Tony Khing

Layout and Design Audrey Minagawa

Assistant Editors Ken Arnold, Scott Emmert, Tom Holy, Jeremy Lemoine and Ryan Stenn

Principal Photographers Rocky Widner and Don Smith

Special Thanks To Greg Jamison, Malcolm Bordelon, Doug Wilson, Wayne Thomas, Joe Will, Dan Rusanowsky, Ken Caveney, Roger Ross, Jim Sparaco, Alex Aragon, Jeff Cafuir, Adam Cook, Alison High, Laura Johnston, Zach Plaza and Randy Robles and Bob Waterman at Elias Sports Bureau.

© 2007-08 San Jose Sharks and SVS&E.

SAN JOSE SHARKS 2007-08 SCHEDULE

SEPTEMBER						
S	M	T	W	T	F	S
16	17	18 LA 7:30PM	19 ANA 7:00PM	20	21 ANA 7:30PM	22 VAN 7:30PM
23	24	25 CGY 6:00PM	26 VAN 7:00PM	27	28	29 CGY 7:30PM
30						

OCTOBER						
S	M	T	W	T	F	S
	1	2	3	4 EDM 6:00PM	5 VAN 7:00PM	6
7 COL 5:00PM	8	9	10 CHI 5:30PM	11	12	13 BOS 7:30PM
14	15 VAN 7:00PM	16	17	18 DET 7:30PM	19	20 NSH 7:30PM
21	22 CGY 6:00PM	23	24	25	26 DET 4:30PM	27 CBJ 2:30PM
28	29 DAL 5:00PM	30	31			

NOVEMBER						
S	M	T	W	T	F	S
				1	2 LA 7:30PM	3 LA 7:30PM
4	5	6	7 DAL 7:30PM	8	9 ANA 7:00PM	10 PHX 7:30PM
11	12 PHX 7:30PM	13	14 DAL 5:30PM	15 PHX 6:00PM	16	17 ANA 7:30PM
18	19	20	21	22	23	24 LA 7:30PM
25	26	27	28 LA 7:30PM	29	30 COL 7:30PM	

DECEMBER						
S	M	T	W	T	F	S
						1
2	3 COL 6:00PM	4	5 DAL 5:30PM	6	7 PHX 6:00PM	8 BUF 7:30PM
9	10	11 MIN 7:30PM	12	13 VAN 7:30PM	14	15 DAL 1:00PM
16 ANA 5:00PM	17	18 ANA 7:30PM	19	20 PHX 7:30PM	21	22 ANA 7:30PM
23/30	24 MIN 4:00PM	25	26 LA 7:30PM	27	28 STL 5:30PM	29 NSH 5:00PM

PRESEASON REGULAR SEASON
 HOME HOME
 AWAY AWAY

JANUARY						
S	M	T	W	T	F	S
	1	2	3 CGY 7:30PM	4	5 CBJ 7:30PM	6
7	8	9	10 VAN 7:30PM	11	12 TOR 7:00PM	13 ANA 5:00PM
14	15 PHX 6:30PM	16	17 DAL 7:30PM	18	19 TOR 7:00PM	20 DET 7:30PM
21	22 CHI 7:30PM	23	24 STL 7:30PM	25	26 All-Star Weekend @ Atlanta	
27 All-Star Weekend @ Atlanta	28	29 EDM 6:30PM	30 CGY 6:30PM	31		

FEBRUARY						
S	M	T	W	T	F	S
					1	2 CHI 2:00PM
3	4	5	6 COL 7:30PM	7	8 CBJ 7:30PM	9 NSH 7:00PM
10	11	12 CGY 7:30PM	13	14 EDM 7:30PM	15	16
17 NYR 10:00AM	18 NYI 11:00AM	19	20 NJ 4:00PM	21 PHI 4:00PM	22	23
24 PIT NOON	25	26	27 CBJ 4:00PM	28	29 DET 4:30PM	

MARCH						
S	M	T	W	T	F	S
						1 STL 5:30PM
2	3 MTL 7:30PM	4	5 OTT 7:30PM	6	7 CHI 5:30PM	8
9 MIN 1:00PM	10	11 NSH 5:00PM	12	13	14 STL 7:30PM	15
16 EDM 5:00PM	17	18 LA 7:30PM	19 MIN 7:30PM	20	21 ANA 7:30PM	22
23	24	25 PHX 7:30PM	26	27 DAL 7:00PM	28 ANA 7:00PM	29
30 PHX 5:00PM	31					

APRIL						
S	M	T	W	T	F	S
		1 LA 7:30PM	2	3 LA 7:30PM	4	5
6 DAL NOON	7	8	9	10	11	12

FSN Bay Area VS VERSUS
 FSN Plus HD FSN Bay Area Available In HD
 Games will be played on FSN+ and will be joined in progress by main FSN following the conclusion of prior programming.

Schedule subject to change.

TABLE OF CONTENTS

In Memoriam	1
A New Look	2
NHL Critical Dates	4
2007-08 Sharks Schedule	5
Silicon Valley Sports & Entertainment	7

FRONT OFFICE

Team Directory	8
Executives	12
Coaches	20
Player Development/Scouting Staff	23
Trainers, Equipment and Medical Staff	27

THE PLAYERS

Player Profiles	31
Future Sharks	94
2007-08 Reserve List	100
Draft History	102

2006-07 IN REVIEW

NHL Regular Season Standings	108
Statistics and Breakdowns	109
Transactions Since 2006-07	120

RECORD BOOK

All-Time Regular Season Records	122
All-Time Roster	129
All-Time Scoring/Goaltenders Statistics	144
All-Time Leaders	151
All-Time Goaltenders	153
Single Season Leaders	155
Goaltending Single Season Leaders	157
Leaders By Season	159
Goaltending Leaders By Season	161
Rookie Single Season Leaders	163
Team Statistics By Season	164
Special Teams By Season	166
Hat Tricks	167
Shutouts	169
20+ Goal Seasons	171
Penalty Shots	172
Extra Attacker Goals	173
All-Time Overtime Records	175
Overtime/Shootout Victories	177
Losses/Overtime/Shootout Losses	178
All-Time Coaching Records/GMs/Captains	179
All-Time Attendance/Assistant Coaches	180
Team Record By Season/ Gordie Howe Hat Tricks	181

All-Star/Olympics	182
NHL Honors/Award Finalists	183
Team Honors	185
Opponent Leaders vs. San Jose	188
Seasons In Review	191

PLAYOFFS

2006-07 Playoff Summary	206
All-Time Scoring/Goaltending	207
All-Time Playoff Leaders	208
All-Time Goaltending Leaders	209
All-Time By Game of A Series	210
Playoff Records	212
Summaries By Season	217
All-Time Playoff Records	225

NHL

NHL Directory	232
NHL Officials	233
NHL Award Winners	234
NHL Teams vs. San Jose	236

GENERAL

Fan Development	266
The Sharks Foundation	267
S.J. Sharkie	269
HP Pavilion at San Jose	270
Ticket Information	273
Voices of Winter	274
Media Information	278

WORCESTER SHARKS

2007-08 Schedule	280
Team Directory	281
Executives	282
Coaches/Hockey Staff	284
Radio/Television	288
Finz	289
Ticket Information	290
DCU Center	291
Sharks In The Community	292
2006-07 Regular Season Statistics	295
2006-07 Postseason Statistics	296
2006-07 American Hockey League Standings	297
American Hockey League Directory	298
Minor Pro Affiliates	303
Media Information	304

ABOUT SILICON VALLEY SPORTS & ENTERTAINMENT

Silicon Valley Sports & Entertainment (SVS&E) provides a single resource for business partners to utilize when planning their sports and event relationships. Taking full advantage of the expertise and capabilities involving all or part of the San Jose Sharks business operations — including marketing, corporate partnership sales management, broadcast, ticket sales, event presentation, community programs, media relations, advertising, facilities, promotions, publishing, merchandising and additional areas of the organization — helps the success of any program.



Created in the summer of 2000, SVS&E oversees all business operation aspects of the San Jose Sharks, HP Pavilion at San Jose and select HP Pavilion events. In addition, SVS&E manages all or parts of Sharks Ice at San Jose (the Sharks training and public skating facility), Sharks Ice at Fremont, the SAP Open tennis tournament (ATP Tour), the American Hockey League's Worcester Sharks (the Sharks top development affiliate) as well as select HP Pavilion events such as American Metal & Iron Fight Night at the Tank (professional boxing) and Strike Force Mixed Martial Arts.

Benefits of a business arrangement with SVS&E allow the San Jose Sharks and HP Pavilion Management to combine existing marketing programs, sales resources and contacts to create more efficient and meaningful business partnerships. SVS&E allows the organization to provide fully integrated advertising/corporate partnership packages that reach the multiple demographic segments represented in Silicon Valley.

Current entities utilizing the experience and services of SVS&E include the San Jose Grand Prix, which played hosts to its third event in downtown San Jose in July, the San Jose SaberCats of the Arena Football League and the San Francisco Dragons of Major League Lacrosse.

SVS&E has also provided a variety of services in the past for other properties including: the San Jose Stealth of National Lacrosse League, the Golden Baseball League, the San Jose Earthquakes of MLS, the Siebel Open Senior PGA tournament and other events and properties.

From 2000-02, SVS&E ran the operations of the San Jose Earthquakes, which moved to Houston in 2005, and included their first MLS Championship season in 2001.

Another option for business partners, SVS&E Publishing, was created in 2001. SVS&E Publishing, a full-service publishing division, handles a majority of the design, editorial and printing needs for most of the SVS&E properties. In addition, SVS&E Publishing produces publications for numerous outside clients including the San Francisco 49ers, Oakland Raiders, Columbus Blue Jackets and San Jose Grand Prix.

In 2003, SVS&E Merchandise was added to the SVS&E family. SVS&E Merchandise is an industry leader and innovator in all aspects of building a brand. With a client list that includes many of the Silicon Valley's top corporations, professional sports teams and major sport events, SVS&E Merchandise has both the expertise and understanding necessary to help develop a brand. Services include graphics and production, event merchandise management, online stores with fulfillment and customer support, VIP Gifting and motivational/recognition programs.

SVS&E was a key element in the 2002 purchase of the organization and its assets from previous Owner George Gund III by a local ownership group, San Jose Sports & Entertainment Enterprises (SJS&E), led by current President and Chief Executive Officer Greg Jamison.

In 2001, the organization entered into a naming rights rebranding of San Jose Arena with Compaq Computer Corporation and the City of San Jose. The agreement, which was amended in 2002 to reflect the subsequent merger between Compaq and HP, runs through 2015 and provided a new name to Northern California's premier sports and entertainment venue, resulting in HP Pavilion. The agreement ensures the Sharks will remain in San Jose for the foreseeable future and the facility receives necessary amenities, upgrades and improvements its patrons have come to expect and enjoy.

This summer, SVS&E oversaw \$16.5 million of improvements — which included new LED signage displays throughout the seating area of the Pavilion, a new state-of-the-art high-resolution scoreboard and a superior sound and video system to support high definition.

Business arrangements similar to SVS&E aren't uncommon in the sports and arena management industry. Other examples of this type of business arrangement include Orca Bay Sports & Entertainment in Vancouver which oversees the management of the Vancouver Canucks of the NHL and GM Place; Kroenke Sports Enterprises in Colorado which manages the NBA's Denver Nuggets, the Colorado Avalanche of the NHL and the Pepsi Center; and Palace Sports & Entertainment in Detroit which operates the NBA's Detroit Pistons, the Palace of Auburn Hills as well as the Tampa Bay Lightning of the NHL which plays its games in Tampa, Fla.

TEAM DIRECTORY

HP PAVILION AT SAN JOSE

525 West Santa Clara St., San Jose, Calif. 95113

Phone 408-287-7070 • Fax 408-999-5797

sjsharks.com • sjsharks.com/mobile

SAN JOSE SPORTS & ENTERTAINMENT ENTERPRISES

Board Members: Kevin Compton, Greg Reyes, Greg Jamison, Tom McEnery, Brent Jones

INVESTORS IN SJSEE INCLUDE

Blue Line Associates (Kevin Compton, Greg Reyes, Hasso Plattner, Stratton Scavos, Gary Valenzuela, Harvey Armstrong) George Gund III, Greg Jamison, Floyd Kvamme, Tom McEnery, Gordon Russell, Rudy Staedler

EXECUTIVE STAFF

President &
 Chief Executive Officer Greg Jamison
 Executive Vice President of
 Business Operations Malcolm Bordelon
 Executive Vice President & General Manager (HP
 Pavilion at San Jose) Jim Goddard
 Executive Vice President
 & General Counsel Don Gralnek
 Executive Vice President
 & General Manager (Sharks) Doug Wilson
 Executive Vice President
 & Chief Financial Officer Charlie Faas
 Vice President of Finance Ken Caveney
 Vice President of Sales
 & Marketing Kent Russell
 Vice President of
 Building Operations Rich Sotelo
 Vice President and Assistant
 General Manager (Sharks) Wayne Thomas
 Executive Assistants Tricia Sullivan,
 Michelle Simmons, Niki Hartley

HOCKEY OPERATIONS

Head Coach Ron Wilson
 Assistant Coach Tim Hunter
 Assistant Coach Rob Zettler
 Director of Hockey Operations Joe Will
 Director of Scouting Tim Burke
 Director of Professional Scouting Sean Coady
 Advisor to Hockey Operations Mike Ricci
 Scout/Player Development Bryan Marchment
 Scouts Gilles Cote, Pat Funk, Jack Gardiner,
 Rob Grillo, Brian Gross, Karel Masopust,
 Cap Raeder, Graeme Townshend
 Director of Hockey
 Administration Rosemary Tebaldi
 Manager of Hockey Technology Paul Fink

Head Athletic Trainer Ray Tufts, A.T., C
 Assistant Athletic Trainer Wes Howard, A.T., C.
 Strength & Conditioning
 Coordinator Mike Potenza
 Massage Therapist Arnulfo Aguirre, C.M.T.
 Equipment Manager Mike Aldrich
 Assistant Equipment Manager Rick Bronwell
 Equipment Assistant & Equipment Transportation
 Roy Sneesby
 Cleaning Specialist Norma Hernandez
 Head Coach,
 Worcester Sharks (AHL) Roy Sommer
 Assistant Coach,
 Worcester Sharks (AHL) David Cunniff
 Head Athletic Trainer,
 Worcester Sharks (AHL) Matt White
 Equipment Manager,
 Worcester Sharks (AHL) Vinny Ferraiuolo
 Assistant Equipment Manager,
 Worcester Sharks (AHL) Kevin Sychowski
 Team Physician Arthur J. Ting, M.D.
 Team Internists Dave Adams, M.D.;
 Greg Whitley M.D.; John Chiu, M.D.
 Team Dentists Don Goudy, D.D.S.;
 Robert Bonahoom, D.D.S.
 Team Vision Specialist . . Vincent S. Zuccaro, O.D., F.A.A.O.
 Medical Staff Steve Franzino, M.D.;
 Robert Millard, M.D.; Mark Sontag, M.D.
 Chiropractor Mike McMurray, D. C.

SVS&E/BUSINESS OPERATIONS

Senior Director of Communications Ken Arnold
 Director of Broadcasting Frank Albin
 Director of Ticket Sales John Castro
 Director of Advertising &
 Promotions Andrew Ebel
 Director of Media Relations Scott Emmert
 Director of Fan Development/
 The Sharks Foundation Rob Jaynes
 Director of Event Presentation Steve Maroni
 Director, Corporate Partnerships TBD
 Director of Suite Sales & Service Bruce Ross
 Director of Communications &
 Internet Services Roger Ross
 Director of Public Relations Jim Sparaco

Senior Sales Manager, Corporate Partnerships . Jennifer Birmingham, Bryan Deierling
 Senior Ticket Operations Manager Scott Fitzsimmons
 Senior Service Manager, Corporate Partnerships Heather Hunter
 Sales Managers, Corporate Partnerships Shawn Adelsberg, Spencer Jamison, Justin Piper, Tarrah Pollaro
 Account Sales Managers Ted Chuba, Patrick Frost, Adam King, Adam Requarth
 Account Service Managers Sharon Holman, Sarah Bauerle, Julie Kennedy
 Marketing Manager Doug Bentz
 HP Pavilion Group Sales Manager TBD
 Media Relations Manager Tom Holy
 Suite Sales Manager Chris Hutchins
 Creative Services Manager Michelle Kracht
 Sharks Foundation Manager Laura Johnston
 Mascot Operations Manager Tim Patnode
 Event Presentation Manager Ayron Sequeira
 Suite Service Manager Kathy Payne-Tovar
 Service Managers, Corporate Partnerships . Ryan Hilgers, Allison Lucia
 Internet Services Coordinators . Alex Aragon, Alison High
 Public Relations Coordinator Meaghan Boyle
 Fan Development Coordinators Erin Buchanan, Jeff Cafuir
 Ticket Operations Coordinator Maria Hernandez
 HP Group Sales Coordinator AmyJo Nazarenes
 Database Coordinator Melissa Locke
 Marketing Coordinator Nicole Omron
 Media Relations and Team Services Coordinator Ryan Stenn
 Executive Assistant Mary Grace Miller
 Fan Development Assistant/HP Pavilion Tour Guide Andrea Walias

FINANCE

Director of Human Resources Cathy Chandler
 Director of Information Technology Uy Ut
 Contoller Stephanie Reitz
 Payroll Administrator Sue Feachen
 Systems Support Specialists Brett Asamoto, Jordan Queensbury
 Network Administrator Ryan Goulart
 Human Resources Coordinator Hilary Lansdon
 Financial Analyst Bob Peterson
 General Ledger Accountants Banu Ekambaram, Gina Tran, Cheri Way
 Staff Accountant Tasia Simmons
 Accounts Payable Associate Ana Maria Lesevic

BUILDING OPERATIONS

Director of Ticket Operations Daniel DeBoer
 Director of Booking & Events Steve Kirsner, James Hamnett
 Director of Guest Services David Cahill
 Director of Building Services Monte Chavez

Facilities Technical Director Greg Carrolan
 Chief Engineer Mark Mullins
 Building Services Managers Bruce Tharaldson, Ray Romero
 Technical Services Manager Mike O'Brien
 Security Manager Geoff Pepe
 Ticket Operations Manager Judy Jones
 Ushering & Emergency Medical Manager . Mike McCarroll
 Parking & Carousel Manager Patrick Doherty
 Recruiting & Training Manager Debra Moore
 Technical Services Lead Jimmy Diep
 Conversion Supervisor Kevin Brunton
 Building Services Coordinator Roxy Rangel, Peggy Roland
 Mailroom Coordinator Richard Perez
 Guest Services Coordinators Karen Casanave, Yvette Rangel
 Executive Assistant Rebeca Jackson
 Administrative Assistant Maureen Miller
 Assistant Chief Engineer Eric Gold
 Engineers . Peter Garcia, Dwayne Newman, Mark Vaccaro, Jay Vasquez, Dan Wan
 Receptionist/Administrative Assistant Keri Lucero
 Receptionist Theresa Gill

MISCELLANEOUS

Team Colors . . Deep Pacific Teal, Burnt Orange and Black
 Home Ice/Capacity . . HP Pavilion at San Jose (17,496)
 Dimensions of Rink 200-feet by 85-feet
 Television Station FSN Bay Area
 Radio Network Flagship 98.5 F-FOX (KUFX FM)
 Television Play-By-Play Broadcaster Randy Hahn
 Television Color Analyst Drew Remenda
 Radio Play-By-Play Broadcaster Dan Rusanowsky
 Radio Color Analyst Jamie Baker
 Radio Reporter David Maley
 In Game TV Host John Shrader
 Production Associate Elisabeth Farkas
 Team Photographers Don Smith, Rocky Widner
 P.A. Announcer Joe Ike
 In Game Host Danny Miller
 Mascot S.J. Sharkie
 AHL Affiliate Worcester Sharks
 ECHL Affiliate Fresno Falcons

**HP PAVILION MANAGEMENT/
SHARKS ICE AT SAN JOSE/SHARKS
ICE AT FREMONT**

General Manager Jon Gustafson
 Operations Manager Richard Rocha
 Director of Skating Candy Goodson
 Director of Hockey Robert Savoie
 Participation Development Manager Mike Bruins
 Special Projects Manager Melissa Fitzgerald
 Merchandise Manager Ron Glasow
 Youth Hockey Manager Zac Lytle
 Adult Hockey Manager Tyler Shaffar
 Office Manager Lynn Wolfe
 Food and Beverage Manager Rebecca Zwicker
 Human Resources Coordinator Marjorie Taylor

Group Sales Coordinator Sharon Comstock

SVS&E/WORCESTER SHARKS (AHL)

President & Chief Executive Officer Michael T. Lehr

Chief Operating Officer David Daniels

Vice President & Assistant General Manager
Michael Mudd

Director of Marketing Suzanne Schwartz

Manager of Ticket Sales Zack Hoover

Youth Hockey & Community Relations
Manager Michael Myers

Marketing Manager Abigail Thelin

Manager, Corporate Sales/Broadcaster Eric Lindquist

Office Manager Cristin Houlihan

Public Relations Coordinator Jeremy Lemoine

Senior Account Executive Ryan Clark

Account Executive & Ticket Sales Analyst Tim Wegner

Account Executives
Katie Kohutanycz, Lindsay Marranca, Marina Riva

**SVS&E/SAP OPEN –
MEN'S ATP PROFESSIONAL
TENNIS TOURNAMENT**

Tournament Director Bill Rapp

Tournament Manager Gina Sigillo

Tennis Sales Coordinator Judy Del Rosario

SVS&E PUBLISHING

Publication Manager Tony Khing

Designer Audrey Minagawa

SVS&E MERCHANDISE

General Manager Mary Keen

Retail & Event Sales Manager John Power

Business Development Manager Jason Meulman

Corporate Sales Manager Kurt Lohmiller

Events & Merchandise Manager Chris DiGiorgio

Merchandise Finance Manager Toni Foster

Warehouse Manager Maurice Samprath

Corporate Service & Administration Manager
Marla Ayoung

Corporate Merchandise Marketing Managers
Matt Antosik, Tim Della Maggiore, Steve Murillo

Event Inventory Supervisor Jeff Walston

Customer Service Elisha Banuelos,
Maricruz Quintana, Courtney Stowell

Store Manager Adriana Gasca
Anabel Mendoza

Merchandise Inventory Controller Gareth Vicary

SAN JOSE ARENA AUTHORITY

Executive Director Chris Morrisey

Administrative Assistant Linda Truelsan

**ARAMARK SPORTS &
ENTERTAINMENT**

General Manager John Heberden

Premium Services Director Dan Twedde

Director of Concessions Frank Pazzanese

Consigned Merchandise Manager Patte Dahlin

Warehouse Distribution Manager Henry Galvez

Concessions Assistant Manager Jose Lopez

Human Resources Manager Vivian Malloy

Premium Services Operations Manager Tom Senter

IT Manager J.R. Sivila

Assistant Warehouse Manager Armando Castro

Human Resources Assistant Manager Raul Sepulveda

Controller Sisamoune Tran

Executive Chef Craig Coe

Chef de Cuisine Martin Barragan

Accountant Eliza Borja, Michelle Nguyen





FRONT OFFICE



Greg Jamison

President and Chief Executive Officer

Greg Jamison serves as president and chief executive officer of Silicon Valley Sports & Entertainment (SVS&E), a position he has held since his promotion from executive vice president and chief operating officer in 1996. He also serves as manager and a board member of the San Jose Sports and Entertainment Enterprises ownership group after being personally approached by former Sharks Owner George Gund III to assemble a group of local investors to purchase the team in 2001.

In these roles, Jamison, 57, oversees all aspects of the day-to-day business operations and handles all major company decisions for SVS&E. This division of the company, created in the summer of 2000, oversees all business operation aspects of the San Jose Sharks, HP Pavilion at San Jose and select HP Pavilion events. In addition, SVS&E manages all or parts of Sharks Ice at San Jose (the Sharks training and public skating facility), Sharks Ice at Fremont, the SAP Open tennis tournament (ATP Tour Tennis), the American Hockey League's Worcester Sharks (the Sharks top development affiliate) as well as select HP Pavilion events such as American Metal & Iron Fight Night at the Tank (professional boxing) and Strike Force Mixed Martial Arts.

Current existing entities utilizing the experience and services of SVS&E include the San Jose Grand Prix, which played hosts to its third event in downtown San Jose in July 2007, the San Jose SaberCats of the Arena Football League and the San Francisco Dragons of Major League Lacrosse.

SVS&E previously operated the Siebel Classic, a Senior PGA tour event held in San Jose, and the San Jose Stealth of the National Lacrosse League.

Benefits of a business arrangement with SVS&E allow the San Jose Sharks and HP Pavilion Management to combine existing marketing programs, sales resources and contacts to create more efficient and meaningful business partnerships. SVS&E allows the organization to provide fully integrated advertising/corporate partnership packages that reach the multiple demographic segments represented in Silicon Valley.

During his tenure, Jamison has overseen the transformation of the Sharks into one of the National Hockey League's most respected and successful franchises. In his 10 seasons as president, the team has advanced to the Stanley Cup Playoffs eight times, including the franchise's first berth in the Western Conference Finals in 2004.

Over the last three seasons, no team has appeared in more playoff rounds than San Jose (seven) and only the Anaheim Ducks (six) have won more series than the Sharks (four).

Initially hired in 1993 for his proven leadership and ability to mesh the unique needs of all franchise supporters — including fans, businesses and corporate partners — with the talents of the club's front office personnel, Jamison's leadership role extends to working closely with Executive Vice President and General Manager Doug Wilson on a variety of organizational and hockey department issues, including major player and personnel decisions and issues relating to overall company objectives and philosophy.

In March 2001, Jamison presided over the renaming of San Jose Arena to HP Pavilion. This important agreement ensured that the team will remain in San Jose through 2015, provides the necessary resources to continually upgrade and maintain the facility and created the HP Pavilion Community Fund, which provides a minimum of \$500,000 annually to community endeavors throughout the Bay Area. In 2007, Jamison announced a \$16.5 million upgrade to the facility's scoreboard, fascia signage and sound system, allowing HP Pavilion to remain as the premier entertainment venue in Northern California.

Since Jamison's arrival, the Sharks have also implemented numerous creative programs to benefit the Bay Area community. First and foremost was the creation of The Sharks Foundation — established to meet the educational, social and cultural needs of the local community by offering unique resources and financial support to those in need. Last year, The Sharks Foundation donated more than \$300,000 to seven beneficiaries and more than \$3.7 million since its inception in 1995. Other community-related programs, such as the innovative Fremont Bank Reading Is Cool program, clearly place the Sharks at the forefront of community relations and strengthen the team's policy of being a "good neighbor" to Bay Area residents.

Jamison is an active participant in the endeavors of several local community organizations, including serving as past board president and now a member on the Board of Trustees of Ballet San Jose and past chairman of the San Jose Convention & Visitors Bureau board. He's a member of other boards — including Special Olympics, KTEH and American Leadership Forum and San Jose Sports Authority.

Jamison arrived in San Jose after a notable stint as vice president of business operations with the Indiana Pacers of the National Basketball Association from 1987-93. Under Jamison's leadership, the Pacers were annually considered among the NBA's top clubs in sponsorships, ticket sales, team merchandise and broadcast production.

From 1980-87, Jamison served as director of marketing for the Dallas Mavericks, where he was pivotal in raising the club from expansion team status to one of the most respected front offices in the NBA. Jamison's career in athletics began in 1977 with a three-year stint as director of marketing for Athletes in Action, a Christian amateur sports organization.

A native of the Pacific Northwest, Jamison earned a bachelor's degree in education from Northwest Nazarene (Idaho) College and a master's degree in administration from Colorado State University.



Malcolm Bordelon

Executive Vice President of Business Operations

Malcolm Bordelon enters his 14th season with the San Jose Sharks, his 12th as executive vice president of business operations, having been promoted to the post by President and CEO Greg Jamison on March 15, 1996. Bordelon previously served as vice president, broadcast and media marketing since joining the club in July 1994.

Bordelon, 49, oversees the following departments: Broadcasting; Corporate Partnerships; Marketing; Event Presentation; Ticket Sales and Service; Suite Sales and Hospitality and Communications, which includes Fan Development, Internet Services, Media Relations, Public Relations, as well as SVS&E Merchandising and SVS&E Publishing. He also oversees business operations for the SAP Open tennis tournament (ATP circuit). Furthermore, as a member of Senior Management, Bordelon is involved in review and pursuit of new business opportunities for SVS&E.

In addition to overseeing the business operations of the Sharks, Bordelon has played a key role in developing and is also responsible for managing Silicon Valley Sports & Entertainment.

This division of the company, created in the summer of 2000, oversees all business operation aspects of the San Jose Sharks, HP Pavilion at San Jose and select HP Pavilion events. In addition, SVS&E manages all or parts of Sharks Ice at San Jose (the Sharks training and public skating facility), Sharks Ice at Fremont, the SAP Open tennis tournament (ATP Tour Tennis), the American Hockey League's Worcester Sharks (the Sharks top development affiliate) as well as select HP Pavilion events such as American Metal & Iron Fight Night at the Tank (professional boxing) and Strike Force Mixed Martial Arts.

Current existing entities utilizing the experience and services of SVS&E include the San Jose Grand Prix, which played hosts to its third event in downtown San Jose in July 2007, the San Jose SaberCats of the Arena Football League and the San Francisco Dragons of Major League Lacrosse.

SVS&E previously operated the Siebel Classic, a Senior PGA tour event held in San Jose, and the San Jose Stealth of the National Lacrosse League.

Benefits of a business arrangement with SVS&E allow the San Jose Sharks and HP Pavilion Management to combine existing marketing programs, sales resources and contacts to create more efficient and meaningful business partnerships. SVS&E allows the organization to provide fully integrated advertising/corporate partnership packages that reach the multiple demographic segments represented in Silicon Valley.

Most recently, Bordelon played an integral role in the planning and launch of the Sharks updated logo for the 2007-08 season. Bordelon also worked closely with RbK/CCM and the National Hockey League to develop and coordinate the launch of the Sharks new uniform for 2007-08 and was a central figure in the concept and implementation of the Sharks third "black" jersey worn from 2001-07.

In addition, he's the franchise contact for a number of NHL sponsorship, broadcasting and other business-related issues. In that capacity, he served as the team's primary contact and coordinator with the NHL for the 1997 All-Star Game as the Sharks and the City of San Jose played hosts to what has been called one of the most successful mid-season classics ever conducted. He also worked with the NHL as the club's main liaison for the Sharks two-game series vs. the Calgary Flames in GAME ONE Japan, the NHL's kick-off weekend to the 1998-99 season in Tokyo.

The Sharks have also made significant gains in sponsor partnerships under Bordelon's direction, including the naming of HP Pavilion at San Jose and the club level of the facility as The Comerica Bank Club. Since he joined the organization, numerous Bay Area high-tech companies have made their first forays into sports sponsorship with the Sharks and other SVS&E properties.

Bordelon was named to the initial steering committee of the San Francisco Chapter of the National Sports Marketing Network, an industry trade organization for sports business professionals. Bordelon also currently serves on the board of the San Jose Downtown Foundation and also served as the San Jose Downtown Association president in 1998 and 1999 and remains an active board member. He's also a member of the San Jose Convention and Visitors Bureau and a member of the SJCVB Marketing Committee. Bordelon is a member of class XVIII in the American Leadership Forum-Silicon Valley, a nonprofit organization dedicated to building a better Silicon Valley community by joining and strengthening leaders to serve the public good.

Bordelon joined the Sharks after spending six years as director of sponsorship sales and promotions with the Indiana Pacers. With the Pacers, Bordelon's department experienced record growth in sponsorship income and an outstanding record of renewal business. Previously, he spent seven years within the advertising industry, including stints in media sales with Carlisle Outdoor Advertising and advertising agencies Ogilvy & Mather and Cunningham & Walsh, claiming numerous national and local awards and citations for outstanding creative and professional achievement.

A native of Houston, he graduated from Texas Tech University with a degree in advertising. Upon his graduation, he was named the American Advertising Federation Outstanding Advertising Student and the Texas Tech School of Mass Communications Most Outstanding Student. In addition, on Oct. 16, 1999, Bordelon was awarded the "Outstanding Alumni of the School of Mass Communications" during Texas Tech's homecoming festivities. He and his family live in the Almaden area of San Jose.



Charlie Faas

Executive Vice President and Chief Financial Officer

Charlie Faas enters his fifth year with the San Jose Sharks and Silicon Valley Sports & Entertainment as executive vice president and chief financial officer.

Faas oversees finance, accounting, information technology and human resources. As the chief financial officer, he's responsible for all financial matters with regards to the Sharks and other properties, including HP Pavilion Management, Silicon Valley Sports & Entertainment, Sharks Ice at San Jose, Sharks Ice at Fremont and the Worcester Sharks of the American Hockey League, the Sharks top development affiliate. Faas works closely

with the board of directors of SJSEE. His duties also include business acquisitions and compliance with National Hockey League and City of San Jose reporting requirements. He also serves as a board member of The Sharks Foundation.

Before joining the organization, Faas held various finance positions in California and New York, most recently as the chief financial officer at Pharsight Corporation. His additional experience includes stints as corporate controller for ZLand.com, methodology services controller and finance director with Cadence Design Systems and numerous financial management positions at IBM.

A native of upstate New York, Faas earned a bachelor's degree in business administration and accounting from Siena College and graduated from the executive education program from the Anderson School at UCLA.

He's a member of the board of directors for the San Jose After-School All Stars (ASAS) and the San Jose Sports Authority (SJSA). In June 2006, Faas was honored as the 2006 recipient of the "Mary Angela DiGiovanni Beacon of Light Award," presented on behalf of the National Board of Directors of the After-School All-Stars program for outstanding contributions by an individual. ASAS is a non-profit organization that provides year-round sports, cultural, academic and technology programs for at-risk youth throughout the greater San Jose community. It is part of the National ASAS program founded by California Governor Arnold Schwarzenegger. SJSA is a non-profit organization that serves as the sports marketing agency for the City of San Jose.

Faas also serves as an adjunct professor at the University of San Francisco, teaching finance and accounting for their master's degree program in sports management.



Jim Goddard

Executive Vice President, General Manager (HP Pavilion at San Jose)

Jim Goddard enters his 17th season with the Sharks and his 10th as executive vice president and general manager of HP Pavilion at San Jose.

Goddard, 58, oversees all facets of the building's operation, including ticket operations, event booking, guest services, parking, food services, engineering and facility technical operations. He's the point person for all discussions between building management and the City of San Jose. Goddard also implements and oversees all building improvements, from

the design phase to final construction and sign-off.

In the summer of 2007, Goddard helped implement the ambitious, \$16.5 million capital upgrades project to HP Pavilion that included the a new, multi-level LED scoreboard, LED full color fascia display, an state-of-the-art seating area sound system, roof-rigging weight capacity increase, a new HDTV control room and an additional concourse level suite.

Goddard also oversaw two separate expansion and renovation projects of Sharks Ice at San Jose, which included the addition of a multi-million dollar, 58,000-square foot training and practice facility for the Sharks in August 2000 and a fourth sheet of ice in 2005. The facility is now the largest ice facility under one roof west of the Mississippi River. In addition, the facility added Stanley's, a 5,400 square-foot sports bar which overlooks three of the four ice surfaces and boasts 11 flat-screen plasma televisions and a state-of-the-art sound system.

From 1993-96, he served as vice president of building operations and from 1990-93, Goddard served as San Jose Arena project manager, helping oversee the design and construction of the facility. He represented the Sharks and HP Pavilion Management interests in working with the City of San Jose, architects, consultants and contractors.

Goddard came to San Jose from Minnesota, where he completed a 23-year term of service at the Met Center, finishing as vice president of Met Center Operations. While at the Met Center, Goddard was involved in all aspects of the management and operation of the facility, working with promoters, tenants, concessionaires and suppliers to ensure a consistent level of superior service was enjoyed by everyone involved with the building.

Goddard attended the University of Minnesota.



Don Gralnek

Executive Vice President and General Counsel

Don Gralnek begins his 11th season with the San Jose Sharks and eighth as executive vice president and general counsel. Having previously served as vice president and general counsel since Aug. 28, 1997, Gralnek oversees all legal matters with regards to the Sharks and other properties, including HP Pavilion Management, Silicon Valley Sports & Entertainment, Sharks Ice at San Jose, Sharks Ice at Fremont and the Worcester Sharks of the American Hockey League.

Gralnek previously was a senior partner in the Los Angeles office of Jones, Day, Reavis & Pogue and he served as outside legal counsel to the Sharks and the building since the team's inception in 1990. In addition, he also worked closely on behalf of San Jose Arena Management with the San Jose Redevelopment Agency and the City of San Jose on the original facility construction.

Gralnek has concentrated his practice of the law in the areas of real estate and environmental protection. His experience in real estate extends from land use regulation, acquisitions, development, financing, sales, learning and partnerships/joint ventures.

A graduate of the University of California at Berkeley's prestigious Boalt Hall School of Law, Gralnek also earned a master's degree in city planning from Berkeley in 1971 and an undergraduate degree in history with honors from Stanford University in 1967.

The Chicago native is a member of State Bar of California, as well as the Los Angeles and Santa Clara County Bar Associations and has taught courses for the University of California and San Jose State University. He's an active board member of the Tech Museum of Innovation, the Silicon Valley Land Conservancy, the San Jose Silicon Valley Chamber of Commerce and the San Jose Rotary.





Doug Wilson

Executive Vice President and General Manager

Through strong drafting, shrewd trades and timely free agent signings, Doug Wilson has crafted a talented team designed to compete for the Stanley Cup annually without sacrificing the future or strapping the franchise financially.

In his first three seasons as executive vice president and general manager of the Sharks, he has guided the team to its most successful era since the team's inception.

Since being named to his position on May 13, 2003, no team has appeared in more Stanley Cup Playoff rounds (seven) than San Jose and only the 2007 Stanley Cup Champion Anaheim Ducks (six) have won more playoff series than the Sharks (four).

During that same span, the Sharks rank fourth in total points (310, 138-74-34 record), tied-for-fifth in wins among all National Hockey League teams and San Jose has posted nearly three consecutive 100-point seasons (2003-04 — 104; 2005-06 — 99; 2006-07 — 107).

Perhaps the cornerstone of Wilson's tenure centers on the acquisition of 2006 Hart and Art Ross Memorial Trophy winner Joe Thornton, who has scored more points in the past two seasons (239 points [51 goals, 188 assists]) than any other NHL player.

In 2006-07, the team shattered the franchise record for wins in a season (51) and set marks for home (25) and road wins (26), the most of any NHL team last season.

A firm believer in identifying a core group of talented players and keeping them intact, Wilson has recently successfully re-signed many key players on the Sharks roster, ensuring continuity moving forward. Recently, Thornton, Patrick Marleau, Milan Michalek and Craig Rivet all signed multi-year contract extensions, joining previously re-signed players such as Jonathan Cheechoo, Evgeni Nabokov and Kyle McLaren, who surrendered potential unrestricted free agent status to remain in San Jose.

In 2003-04, Wilson's team captured the Pacific Division, setting a franchise record with 104 points, earning the second seed in the Western Conference for the Stanley Cup Playoffs for the first time in franchise history and a first-ever trip to the Western Conference Finals. The Sharks 43-21-12-6 record in 2003-04 was the third-best mark in the NHL.

In his current role, Wilson has overall authority regarding all hockey-related operations. He oversees all player personnel decisions, negotiates player contracts, coordinates the efforts of the team's scouting department, leads the team in its draft day preparation and administers the club's player evaluation process at all professional, minor and junior levels.

In his previous role as the team's director of pro development (1997-03), the 16-year NHL veteran's responsibilities included evaluating talent at all professional and minor league levels and continuous assessment of the Sharks roster and reserve list. In addition, he provided valuable input assisting in the club's player development programs and consulting with the hockey department on all major personnel issues, special assignments and contract negotiations.

Working closely with the entire hockey department, Wilson played a major role in creating a positive atmosphere in the dressing room and on-the-ice attractiveness to obtaining and retaining veteran free agents such as Vincent Damphousse, Mike Ricci, Gary Suter, Scott Thornton and Mike Vernon.

The 50-year-old Wilson was an integral member of the NHL Players' Association for four years (1993-97). With the NHLPA, he served as coordinator of player relations and business development and was primarily responsible for overseeing player relations, the development of business ventures and managing international affairs. Wilson is also a past president of the Players' Association.

Wilson sat on the board of the Canadian Hockey Association and has extensive experience in talent evaluation. He served as management consultant for Canada's entries in the 1994, 1995, 1996 and 1997 World Junior Championship tournaments — resulting in four consecutive gold medal finishes and also served on the management team for Canada's entry in the 1998 Winter Olympic Games.

Wilson draws on a vast amount of hockey knowledge and expertise throughout his experiences on- and off-the-ice. His older brother, Murray, played seven NHL seasons, capturing four Stanley Cup Championships with the Montreal Canadiens (1973, 1976-78). As a member of the Ontario Hockey League's Ottawa 67s, Wilson played for Hall of Famer Brian Kilrea, junior hockey's all-time winningest coach. During his tenure with the Chicago Blackhawks, he was a teammate of NHL legend Bobby Orr and a roommate with Hall of Famer Stan Mikita.

In 2004, Wilson was named to the NHL Game Committee, a panel of players, coaches, executives and media responsible for examining all aspects of the game. The committee, which initially met during the offseason, included Hall of Fame Coach Scotty Bowman, Pittsburgh's Chairman of the Board Mario Lemieux and former national television analyst/goaltender and current St. Louis President of Hockey Operations John Davidson, among others.

A first round draft choice (sixth overall) by the Blackhawks in 1977 after a stellar junior career with the Ottawa 67s, Wilson played 14 seasons in Chicago and still ranks as the club's highest scoring defenseman in points (779 — fifth overall), goals (225 — 12th overall) and assists (554 — third overall). Wilson ranks fifth all-time in games played (938) for Chicago. In addition, he led all Blackhawks defensemen in scoring for 10 consecutive seasons (1980-81 through 1990-91) and captured the 1982 James Norris Memorial Trophy, symbolic of the League's top defenseman, when he tallied 39 goals and 85 points — still Blackhawks single-season records for goals and points for a defenseman.

He was selected to eight NHL All-Star Games (seven with Chicago and one with San Jose) and while with Chicago, Wilson was named as an NHL First Team All-Star in 1982 and twice was named as an NHL Second Team All-Star (1985 and 1990).

Acquired by San Jose from Chicago just before the Sharks inaugural season (1991-92), Wilson brought instant credibility and respect to the young franchise. He played two seasons for the Sharks, scoring 48 points (12 goals, 36 assists) in 86 games and, entering this season, ranks T-56th on the Sharks all-time scoring list, T-17th all-time among defensemen.

Included in Wilson's Sharks career highlights are serving as the franchise's first team captain (1991-93), being the team's first representative in an All-Star Game (1991-92), playing in his NHL-milestone 1,000th game on Nov. 21, 1992 (77th player in League history) and twice named Sharks nominee (1992 and 1993) for the King Clancy Award (for leadership and humanitarian contributions both on-and off-the-ice). At his 1,000th NHL game played ceremony, he announced the creation of the Doug Wilson Scholarship Foundation, to provide assistance to worthy college-bound Bay Area students, which continues today.

Wilson announced his retirement as a member of the Sharks during training camp in 1993-94 after playing in 1,024 career games. In addition, he played in 95 career playoff games and scored 80 points (19 goals, 61 assists). The Ottawa, Ontario native scored 827 points (237 goals, 590 assists) during his career that began in 1977-78 with Chicago.

In 2004, Wilson was named to the Positive Coaching Alliance's National Advisory Board. PCA, established at Stanford University in 1998, looks to create a positive character-building experience by using sports to teach life lessons while de-emphasizing the "win-at-all-cost" mentality.

Wilson was inducted into the Chicago Sports Hall of Fame in September 1999. He also serves on the NHL's board of directors for the alumni association.

In October 1998, the Ottawa 67s honored his stellar career by retiring his No. 7 sweater. Known as an offensive defenseman, he recorded 295 points in 194 OHL games with the 67s from 1975-77. In addition, during the same weekend of activities in his hometown, he was inducted into the Ottawa Sports Hall of Fame.

Doug and his wife, Kathy, have four children: Lacey, Doug, Charlie and Chelsea.

PLAYING CAREER OF DOUG WILSON

Season	Club	League	GP	G	A	PTS	PIM	Playoffs					
								GP	G	A	PTS	PIM	
1974-75	Ottawa	OHA	55	29	58	87	75	7	2	3	5	6	
1975-76	Ottawa	OHA	58	26	62	88	142	12	5	10	15	28	
1976-77	Ottawa	OHA	43	25	54	79	85	15	4	20	24	34	
1977-78	Chicago	NHL	77	14	20	34	72	4	0	0	0	0	
1978-79	Chicago	NHL	56	5	21	26	37	—	—	—	—	—	
1979-80	Chicago	NHL	73	12	49	61	70	7	2	8	10	6	
1980-81	Chicago	NHL	76	12	39	51	80	3	0	3	3	2	
1981-82	Chicago	NHL	76	39	46	85	54	15	3	10	13	32	
1982-83	Chicago	NHL	74	18	51	69	58	13	4	11	15	12	
1983-84	Chicago	NHL	66	13	45	58	64	5	0	3	3	0	
1984-85	Chicago	NHL	78	22	54	76	44	12	3	10	13	12	
	Canada	Canada Cup	7	2	1	3	4	—	—	—	—	—	
1985-86	Chicago	NHL	79	17	47	64	80	3	1	1	2	2	
1986-87	Chicago	NHL	69	16	32	48	36	4	0	0	0	0	
	NHL All-Stars	RdV'87	2	1	1	2	0	—	—	—	—	—	
1987-88	Chicago	NHL	27	8	24	32	28	—	—	—	—	—	
1988-89	Chicago	NHL	66	15	47	62	69	4	1	2	3	0	
1989-90	Chicago	NHL	70	23	50	73	40	20	3	12	15	18	
1990-91	Chicago	NHL	51	11	29	40	32	5	2	1	3	2	
1991-92	San Jose	NHL	44	9	19	28	26	—	—	—	—	—	
1992-93	San Jose	NHL	42	3	17	20	40	—	—	—	—	—	
	Sharks Totals		86	12	36	48	66	—	—	—	—	—	
	NHL Totals		1024	237	590	827	830	95	19	61	80	86	

Drafted by Chicago in 1977 (1st round, 6th overall). Traded by Chicago to San Jose in exchange for Kerry Toporowski and a second round selection (27th overall) in the 1992 NHL Entry Draft, Sept. 6, 1991. Retired, Sept. 10, 1993. HONORS: OHA First All-Star Team (1977), NHL First All-Star Team (1982), James Norris Trophy (NHL's top defenseman, 1982), NHL Second All-Star Team (1985 and 1990), NHL All-Star Game (1982-86, 1990 and 1992).



Ken Caveney

Vice President of Finance

Ken Caveney begins his sixth year as vice president of finance for the San Jose Sharks and has been associated with the organization for 17 years. He has been employed by the organization since 1994, previously serving as tax manager and director of finance.

Caveney, 40, directs the financial reporting environment for the Sharks and the other SVS&E properties including compliance with National Hockey League and City of San Jose reporting requirements. In addition, Caveney is responsible for the tax, budgeting, forecasting and financial modeling processes for the organization.

From 1991-93, Caveney provided consultation services to the Sharks while with Deloitte & Touche, LLP. He became recognized as a Certified Public Accountant in California in 1993.

Caveney has served as a volunteer consultant for more than 17 years through Junior Achievement's Applied Economics program, having worked in classrooms at various San Jose high schools including Pioneer, Santa Teresa, Gunderson and Valley Christian.

Born in San Francisco, Caveney was raised in Salinas. He earned an associate's degree from Hartnell College, a bachelor's in business from Cal Poly at San Luis Obispo and a master's degree in taxation from San Jose State University.



Kent Russell

Vice President of Sales and Marketing

Kent Russell enters his 12th season with the San Jose Sharks and Silicon Valley Sports & Entertainment, his eighth as vice president of sales and marketing. He joined the organization in September 1996 as director of ticket sales and promotions.

Russell oversees ticket sales and operations as well as suite sales and hospitality for the Sharks, SAP Open (ATP circuit) and co-promotes building events. As the chief marketing officer for SVS&E, he also oversees marketing, advertising and publicity for a variety of HP Pavilion events. Russell is also responsible for marketing HP Pavilion to the entertainment, sporting and event industries as the top facility in Northern California at

which to entertain, play and compete.

Before joining the organization, Russell spent three years with the NFL's Los Angeles Rams as director of sales and marketing where his responsibilities included ticket sales, marketing, advertising and corporate sponsorships. His additional experience includes stints as vice president of sales and promotions for the Arena Football League's Anaheim Piranhas and general manager of several franchises in the Major Indoor Soccer League.

A native of Cleveland, Russell earned a bachelor's degree in communications from Ohio University and a master's degree in sports administration from The Ohio State University.



Rich Sotelo

Vice President of Building Operations

Rich Sotelo enters his 15th year with the Sharks and his eighth as vice president of building operations. From 1995-99, he served as director of operations for San Jose Arena Management.

Sotelo, 50, oversees various aspects of HP Pavilion at San Jose's Building Operations Department, including audio/visual, engineering, security, conversion, cleaning, facility enhancements and construction projects. In addition, Sotelo is responsible for coordinating the facility's Emergency Response Contingency Planning and, utilizing his past knowledge and involvement with labor union negotiations, he's the HP Pavilion at San Jose's liaison

and main negotiator in handling all collective bargaining agreements with the various unions.

With a 25-year background in engineering and facility operations, Sotelo, who began his career at San Jose Arena after initially being hired in 1993 by Johnson Controls, also possesses an intricate understanding of the building's inner workings. He has extensively handled equipment and facility shutdown, developed a vast knowledge of arena equipment and facilities, implemented the process to inspect and catalog all equipment locations and continues to monitor all maintenance needs.

His experience was invaluable in managing HP Pavilion at San Jose improvement projects such as the installation of an additional ice making chiller, installation of dehumidification equipment and the challenging placement of the HP signs that adorn both entrances and the roof.

In the summer of 2007, Sotelo oversaw the ambitious, \$16.5 million capital upgrades project to HP Pavilion that included the a new, multi-level LED scoreboard, LED full color fascia display, an state-of-the-art seating-area sound system, roof-rigging weight capacity increase, a new HDTV control room and an additional concourse level suite.

In addition to onsite building projects, he worked on and oversaw two separate expansion and renovation projects of Sharks Ice at San Jose, which included the addition of a multi-million dollar, 58,000-square foot training and practice facility for the Sharks in August 2000 and a fourth sheet of ice in 2005. The facility is now the largest ice facility under one roof west of the Mississippi River. In addition, the facility added Stanley's, a 5,400 square-foot sports bar which overlooks three of the four ice surfaces and boasts 11 flat-screen plasma televisions and a state-of-the-art sound system.

A native Californian, Sotelo was raised in San Leandro and attended Chabot College in Hayward. Sotelo is on the board of directors for the San Jose Sports Hall of Fame.



Wayne Thomas

Vice President and Assistant General Manager

Wayne Thomas recently completed his 11th season as assistant general manager and his sixth as vice president, providing Sharks Executive Vice President and General Manager Doug Wilson with an experienced, versatile and valuable assistant.

Thomas, 59, is well versed in all aspects of the National Hockey League, garnering experience from 35 years of being a player, head coach, assistant coach, advance scout and executive. Before his promotion in March 1996, he was in his third season as Sharks assistant coach and assistant to the general manager.

An Ottawa, Ontario native, Thomas is intimately involved with all aspects of the Sharks on- and off-ice operations, including evaluating players on the Sharks reserve list with special emphasis on goaltenders, scouting other NHL teams and taking an active role in contract negotiations and player personnel matters.

For the past four seasons, Thomas has taken on a more advanced, day-to-day role in working with the Sharks goaltenders on- and off-the-ice.

Thomas serves an important role as a liaison between the coaches, training staff and the hockey department, facilitates the interaction of hockey department personnel within the organization, coordinates the construction of the NHL regular season schedule, manages training camp preparation, assists the efforts of the Sharks scouting staff and coordinates a variety of front office administrative matters.

In addition, Thomas supervises the relationship between the organization and its player development teams. In that role, he serves as the general manager of the American Hockey League's Worcester Sharks (the organization's top development affiliate) and works closely with other development organizations, including the ECHL's Fresno Falcons.

Under Thomas' direct supervision and following the franchise's goal of developing players from within, the Sharks AHL affiliate system has produced a number of key players on the Sharks current roster, acquired mainly through the NHL Entry Draft, including Evgeni Nabokov, Jonathan Cheechoo, Milan Michalek, Steve Bernier, Joe Pavelski, Ryane Clowe, Marcel Goc, Christian Ehrhoff, Patrick Rissmiller, Doug Murray and Rob Davison.

In his role as Sharks assistant coach from 1993-96, Thomas assisted with game strategy, advance scouting of opponents and performed individual work with the Sharks goaltenders. In addition, he collaborated with the general manager on a year-round basis regarding administrative matters.

Thomas joined the Sharks coaching and management staff for the 1993-94 season after spending three seasons (1990-93) as an assistant coach with the St. Louis Blues. Thomas also served in that capacity with the Chicago Blackhawks in 1987-88 and was head coach at Peoria (International Hockey League) from 1988-90 and at Salt Lake City from 1985-87. His 1985-86 squad captured the IHL's Turner Cup Championship.

A former NHL goaltender, his playing career consisted of 243 games over nine seasons, including stints with Montreal, Toronto and the New York Rangers. Thomas was a member of the Canadiens 1972-73 Stanley Cup Championship squad. Additional career highlights included being selected to and getting the win at the 1976 NHL All-Star Game as a member of the Maple Leafs, posting 10 career shutouts — including one in his first NHL start — and a lifetime goals-against average of 3.34. After his retirement in 1981, Thomas spent four seasons as an assistant coach with the Rangers.

Thomas has a bachelor's degree in physical education from the University of Wisconsin, where he played three years of hockey from 1967-70.



Ron Wilson

Head Coach

In his first three full seasons behind the bench in San Jose, Ron Wilson has established the Sharks as one of the National Hockey League's top teams, advancing deep into the Stanley Cup Playoffs each year.

Since the beginning of the 2003-04 campaign, no team has appeared in more Stanley Cup Playoff rounds (seven) than San Jose and only the 2007 Stanley Cup Champion Anaheim Ducks (six) have won more playoff series than the Sharks (four).

During that same span, the Sharks rank fourth in total points (310, 138-74-34 record), tied-for-fifth in wins among all NHL teams and San Jose has nearly posted three consecutive 100-point seasons (2003-04 - 104; 2005-06 - 99; 2006-07 - 107).

In 2006-07, the team shattered the franchise record for wins in a season (51, T-2nd NHL, T-1st, West), points (107, T-5th, NHL) and set marks for home (25) and road wins (26, 1st NHL). San Jose also set new team marks for power play goals (92, 2nd NHL) and power play percentage (22.4%, 2nd NHL).

On March 18, 2007 at Colorado, Wilson, 50, became just the 13th coach in NHL history to reach the 1,000 game plateau and entering the 2007-08 campaign, he ranks 11th all time in games coached and third among all active coaches, behind Mike Keenan and Jacques Martin. He also ranks fourth among all active NHL coaches in career wins with 469 entering the season.

Under Wilson's guidance in the 2005-06 season, Joe Thornton and Jonathan Cheechoo authored League-leading career seasons with Thornton capturing the Hart Memorial Trophy as the NHL's most valuable player and the Art Ross Trophy as the NHL's leading point scorer and Cheechoo earning the Maurice "Rocket" Richard Trophy as the NHL's top goal scorer. That same year, Wilson coached his 900th NHL game and won his 400th NHL game on Feb. 10 vs. Dallas.

In 2003-04, Wilson was the runner-up for the 2003-04 Jack Adams Trophy, awarded to the NHL's top coach, as San Jose rebounded from a disappointing 2002-03 campaign in which they finished in last place in the Pacific Division and 14th in the Western Conference to capture their second Pacific Division title, a then-franchise-best 104 points and the second seed in the Western Conference for the Stanley Cup Playoffs.

He led the team to its first-ever appearance in the Stanley Cup Western Conference Finals and was also named "Best Coach" for the 2003-04 season by *The Hockey News*.

Wilson's family has a deep history in the game of hockey as his father, Larry, and uncle, Johnny, both won Stanley Cups while playing for the Detroit Red Wings. Wilson's coaching and playing experience includes stints at the professional, amateur, collegiate and international ranks.

Wilson coached the Washington Capitals from 1997-02, posting a 192-167-51 record, which included consecutive Southeast Division titles (1999-00 and 2000-01) and was highlighted by being named as a finalist for the Jack Adams Trophy as the NHL's Coach of the Year (1999-00) and a trip to the Stanley Cup Finals (1997-98). His .540 winning percentage with Washington ranks him third on the franchise's all-time list behind Bryan Murray (.572) and Terry Murray (.545).

Before coaching the Capitals, Wilson was named the first head coach of the expansion Mighty Ducks of Anaheim in 1993 and led the organization to their first trip to the Stanley Cup Playoffs in 1996-97, where they defeated the Phoenix Coyotes in the Western Conference Quarterfinals. In four seasons behind Anaheim's bench, Wilson posted a 120-145-31 record.

Wilson also served as an assistant coach with the Vancouver Canucks from 1990-93.

Throughout his professional and amateur career, Wilson has enjoyed a long-standing relationship with USA Hockey. In 2004, Wilson was named head coach of the United States entry in the World Cup of Hockey and led the team to the semifinals. In 1996, he led Team USA to the gold medal at the inaugural World Cup of Hockey with a two-games-to-one series victory over Team Canada in the finals and was named USA Hockey National Coach of the Year. He also coached the U.S. National Teams at the 1994 and 1996 World Championships, where his teams finished fourth and third. Wilson also served as head coach for Team USA at the 1998 Olympic Winter Games.

Wilson has also developed a reputation as one of the NHL's more technologically savvy coaches. He and his assistants (Tim Hunter and Rob Zettler) utilize a laptop computer on the bench for replays and a tablet personal computer to capture statistics in real time. In addition, Wilson conducts meetings in the locker room with a SMART Board, a "digital chalkboard," that uses streaming video and a telestrator which allows him to move player templates with his finger.

Born in Windsor, Ontario and raised in Riverside, R.I., Wilson gained the attention of NHL scouts while playing at Providence College, where he played under current New Jersey Devils President and General Manager Lou Lamoriello and was a teammate of Anaheim Ducks Executive Vice President and General Manager Brian Burke. In his four years at Providence (1973-77), he was an All-American selection twice and a four-time All-ECAC selection. As a sophomore, Wilson was named ECAC Player of the Year when he led the nation in scoring with 87 points (26 goals and 61 assists) in only 26 games. Wilson, a member of the Providence Hall of Fame, still holds the school records (and NCAA records for defensemen) in career points (250), assists (172), most points in a single season (87) and single-season assists (61).

Wilson was selected by the Toronto Maple Leafs in the seventh round (132nd overall) of the 1975 NHL Entry Draft.

He began his professional career with the Dallas Blackhaws (Central Hockey League) in the spring of 1977, joining the Maple Leafs for the 1977-78 season and playing in 64 NHL games over three seasons. In 1980, Wilson headed to Europe for six seasons, playing for EHC Kloten and HC Davos of the Swiss Elite League, before returning to the NHL in 1985. He signed as a free agent with the Minnesota North Stars and finished his playing career in 1988. In 177 NHL

games with Toronto and Minnesota, Wilson posted 93 points (26 goals and 67 assists). He also played for the U.S. National Teams in 1975, 1981, 1983 and 1987.

Off the ice, Wilson is a scratch golfer who narrowly missed qualifying for the 2005 U.S. Open in a playoff. He makes his offseason home near Hilton Head, S.C.

PLAYING CAREER OF RON WILSON

Season	Club	League	GP	G	A	PTS	PIM	GP	G	A	PTS	PIM
1973-74	Providence	ECAC	26	16	22	38	0	-	-	-	-	-
1974-75	Providence	ECAC	27	26	61*	87*	12	-	-	-	-	-
	U.S. Ntl. Team	USA	10	1	2	3	4	-	-	-	-	-
1975-76	Providence	ECAC	28	19	47	66	44	-	-	-	-	-
1976-77	Providence	ECAC	30	17	42	59	62	-	-	-	-	-
	Dallas	CHL	4	1	0	1	2	-	-	-	-	-
1977-78	Toronto	NHL	13	2	1	3	0	-	-	-	-	-
	Dallas	CHL	67	31	38	69	18	-	-	-	-	-
1978-79	Toronto	NHL	46	5	12	17	4	3	0	1	1	0
	New Brunswick	AHL	31	11	21	32	13	-	-	-	-	-
1979-80	Toronto	NHL	5	0	2	2	2	3	1	2	3	2
	New Brunswick	AHL	43	20	43	63	10	14	3	2	5	2
1980-81	Kloten	Switz.	38	22	23	45	NA	-	-	-	-	-
1981	U.S. Ntl. Team	USA	8	3	4	7	2	-	-	-	-	-
1981-82	Davos	Switz.	38	24	23	47	NA	-	-	-	-	-
1982-83	Davos	Switz.	36	32	32	64	NA	-	-	-	-	-
1983	U.S. Ntl. Team	USA					Not Available					
1983-84	Davos	Switz.	36	33	39	72	NA	-	-	-	-	-
1984-85	Minnesota	NHL	13	4	8	12	2	9	1	6	7	2
	Davos	Switz.	38	39	62	101	NA	-	-	-	-	-
1985-86	Minnesota	NHL	11	1	3	4	8	5	2	4	6	4
	Davos	Switz.	32	35	43	78	NA	-	-	-	-	-
1986-87	Minnesota	NHL	65	12	29	41	36	-	-	-	-	-
1987	U.S. Ntl. Team	USA	10	1	3	4	12	-	-	-	-	-
1987-88	Minnesota	NHL	24	2	12	14	16	-	-	-	-	-
	United States	Spengler Cup	5	2	3	5	8	-	-	-	-	-
	NHL TOTALS		177	26	67	93	68	20	4	13	17	8

* = Led League

HONORS: ECAC First All-Star Team (1975, 1976); NCAA First All American Team (1975, 1976), ECAC Second All-Star Team (1977); CHL First All-Star Team (1978); WEC-B All-Star Team (1983) Selected by Toronto in the seventh round (132nd overall) in the 1975 NHL Amateur Draft. Signed by Minnesota as a free agent, March 7, 1985.

COACHING CAREER OF RON WILSON

Season	Club	League	GC	W	L	O/T	PTS	W/PCT	P/PCT	PLAYOFFS			
										GP	W	L	PCT
1993-94	Anaheim	NHL	84	33	46	5	71	.393	.423	-	-	-	-
1994	United States	World Champ.	8	4	4	0	-	-	-	-	-	-	
1994-95	Anaheim	NHL	48	16	27	5	37	.333	.385	-	-	-	-
1995-96	Anaheim	NHL	82	35	39	8	78	.427	.476	-	-	-	-
1996	United States	World Cup	7	6	1	0	-	-	-	-	-	-	
1996	United States	World Champ.	8	5	3	0	-	-	-	-	-	-	
1996-97	Anaheim	NHL	82	36	33	13	85	.439	.518	11	4	7	.364
1997-98	Washington	NHL	82	40	30	12	92	.488	.561	21	12	9	.571
1998	United States	Olympics	4	1	3	0	-	-	-	-	-	-	
1998-99	Washington	NHL	82	31	45	6	68	.378	.415	-	-	-	-
1999-00	Washington	NHL	82	44	26	12	102	.537	.622	5	1	4	.200
2000-01	Washington	NHL	82	41	31	10	96	.500	.585	6	2	4	.333
2001-02	Washington	NHL	82	36	35	11	85	.439	.518	-	-	-	-
2002-03*	SAN JOSE	NHL	57	19	31	7	51	.333	.447	-	-	-	-
2003-04	SAN JOSE	NHL	82	43	27	12	104	.524	.634	17	10	7	.588
	United States	World Cup	5	2	3	-	4	-	.400	-	-	-	-
2004-05			No Season										
2005-06	SAN JOSE	NHL	82	44	27	11	99	.537	.604	11	6	5	.545
2006-07	SAN JOSE	NHL	82	51	26	5	107	.622	.652	11	6	5	.545
	SAN JOSE TOTALS		303	157	111	35	361	.518	.596	39	22	17	.564
	NHL TOTALS		1009	469	423	117	1075	.465	.533	82	41	41	.500

*Named Head Coach on Dec. 4, 2002

TOP-10 ACTIVE NHL COACHES WITH 500-PLUS GAMES (ENTERING 2007-08)

(coaches ranked by number of games coached)

RK	COACH/TEAM	GC	W	L	O/T	RK	COACH/TEAM	GC	W	L	O/T
1.	Mike Keenan/Calgary	1222	584	491	147	6.	Ken Hitchcock/Philadelphia	819	436	278	105
2.	Jacques Martin/Florida	1016	479	391	146	7.	Joel Quenneville/Colorado	757	394	270	93
3.	Ron Wilson/San Jose	1009	469	423	117	8.	Paul Maurice/Toronto	756	308	338	110
4.	Jacques Lemaire/Minnesota	967	456	371	140	9.	Lindy Ruff/Buffalo	738	358	289	91
5.	Marc Crawford/Los Angeles	905	438	342	125	10.	Barry Trotz/Nashville	656	283	297	76

NOTE: The O/T column includes career ties and overtime/shootout losses, beginning with the 2005-06 season.



Tim Hunter

Assistant Coach

Former Sharks forward Tim Hunter enters his sixth season as assistant coach with San Jose, after having been named to Head Coach Ron Wilson's staff on Dec. 6, 2002. One of Hunter's primary responsibilities includes working with the team's forwards. Only five National Hockey League teams finished the 2006-07 season with more goals than San Jose's 258. The Sharks were 8th NHL in 2005-06 and had the League's top point and goal scorers in Joe Thornton (League-leading 125 points) and Jonathan Cheechoo (NHL-leading 56 goals).

Previously, Hunter spent five seasons (1997-02) as an assistant coach under Wilson with the Washington Capitals. The 45-year-old provides an experienced voice in the Sharks locker room and on the bench.

Hunter concluded his 16-year NHL playing career with the Sharks following the 1996-97 season and also played for Calgary, Quebec and Vancouver. He won a Stanley Cup with the Flames in 1989 and appeared in two other Stanley Cup Finals (1986 with Calgary and 1994 with Vancouver). A rugged, physical winger, Hunter registered more than 200 penalty minutes in six different seasons and more than 300 minutes in three consecutive seasons. He still holds the Calgary all-time record with 2,405 career penalty minutes, as well as the team's single-season mark with 375 penalty minutes in 1988-89 and ranks eighth in NHL history with 3,146 minutes. He was a third round selection (54th overall) by the Atlanta Flames in the 1979 NHL Entry Draft.

Hunter, along with Head Coach Ron Wilson and fellow Assistant Coach Rob Zettler, are among the most technologically savvy NHL coaches. The three utilize laptop computers on the bench for replays and a tablet personal computer for real-time statistics. In addition, the staff also uses a SMART Board "digital chalkboard" in the locker room, which has video streaming and telestrator capabilities.

Hunter has attended several professional development seminars in coaching, communications and computer technology and has helped create and maintain a digital video system that the Sharks coaching staff utilizes on a daily basis during the season.

Hunter, along with Zettler, became the first professional sports coaches to receive certification from the Positive Coaching Alliance, an organization dedicated to using sports as a character-building experience based in Stanford, Calif.



Rob Zettler

Assistant Coach

Following a 14-year National Hockey League playing career that included three seasons in San Jose, former defenseman Rob Zettler enters his sixth year as an assistant coach with the Sharks. One of Zettler's main duties on Head Coach Ron Wilson's staff is working closely with the team's defensemen.

Last season, only two teams allowed fewer goals than San Jose (199).

Zettler, along with Head Coach Ron Wilson and fellow Assistant Coach Tim Hunter, are among the most technologically savvy NHL coaches. The three utilize a laptop computer on the bench for replays and a tablet personal computer for real-time statistics. In addition, the staff also uses a SMART Board "digital chalkboard" in the locker room, which has video streaming and telestrator capabilities.

Zettler spent his final three seasons in the Washington Capitals organization, where he played for Wilson and Assistant Coach Tim Hunter. He spent portions of the 1999-00 and 2000-01 seasons with the Portland Pirates, Washington's American Hockey League affiliate, where in addition to his role as a player, Zettler worked with the organization's prospects on the ice and helped prepare them for the rigors of the NHL.

Zettler returned to San Jose in 2002 following his retirement from the NHL as the Sharks radio hockey analyst. In that capacity, he added his experience to home game broadcasts, as well as assisting on "SharkByte," a weekly, 30-minute magazine-style television show devoted to the Sharks on FSN Bay Area. He also helped to create the Sharks Alumni Association, in addition to assisting The Sharks Foundation and the team's Fan Development Department with its programs, clinics and events.

Claimed by San Jose from Minnesota in the 1991 NHL Dispersal Draft, making him an "original" Shark, the steady, stay-at-home defenseman posted 70 points (five goals, 65 assists) and 922 penalty minutes in 569 NHL games with Minnesota (North Stars), San Jose, Philadelphia, Toronto, Nashville and Washington. In a Shark uniform, he posted 19 points (one goal, 18 assists) in 196 games.

The Sault St. Marie, Ontario native, who has made his offseason home in San Jose since 1991, was selected by Minnesota in the third round (55th overall) of the 1986 NHL Entry Draft. Zettler, along with Hunter, recently became the first professional sports coaches to receive certification from the Positive Coaching Alliance, an organization dedicated to using sports as a character-building experience based in Stanford, Calif.. He also recently created Zettler Pro Hockey Camps, a week-long camp in South Lake Tahoe for youngsters ages 8-11. For more info, visit www.zettlerhockey.com.



Joe Will

Director of Hockey Operations

Joe Will, 43, begins his third season as director of hockey operations. Will has been a member of the Sharks organization since its inception in July 1990, serving as scouting coordinator and assistant to the general manager before his promotion.

Will works closely with Executive Vice President and General Manager Doug Wilson on all daily departmental functions and his primary responsibilities include contract research and negotiations, scouting operations, fiscal planning and salary cap analysis and hockey administration.

The Bloomington, Minn. native also works with Director of Scouting Tim Burke in the development and implementation of draft prospect testing, draft table operations and computer scouting analysis. He's an integral part of draft-day strategy that has acquired players such as Jonathan Cheechoo. Without his coordinating efforts, the team would not have drafted 2001 Calder Memorial Trophy winner Evgeni Nabokov in 1994. In addition, he developed the Sharks computer scouting program that pioneered the advent of scouting programs used throughout the National Hockey League.

Will also works with the organization's professional scouts and management team in player research for expansion, waivers, free agency and trades. His expert analysis of economic trends in the NHL has led to the acquisition and retention of key veteran players over the years.

Before joining San Jose, Will spent six years in the Minnesota North Stars organization in various capacities.



Tim Burke

Director of Scouting

Director of Scouting Tim Burke coordinates and oversees the Sharks efforts in the National Hockey League's annual Entry Draft while working closely with Executive Vice President and General Manager Doug Wilson and his staff. In addition to being the principal decision-maker at the draft table, Burke is also responsible for evaluating amateur talent at every level in all North American and European leagues and supervises all aspects of the club's amateur scouting efforts.

Burke's hard work and keen decision making, coupled with the talents of his competent staff at evaluating players, has produced admired results. Burke's selection process has helped the Sharks create a solid foundation of talented players from which to build the franchise around — including Evgeni Nabokov (1994), Patrick Marleau (1997), Jonathan Cheechoo (1998), Marcel Goc (2001), Christian Ehrhoff (2001), Ryane Clowe (2001), Milan Michalek (2003), Steve Bernier (2003), Matt Carle (2003), Joe Pavelski (2003) and Marc-Edouard Vlasic (2005), all of whom played prominent roles in the Sharks recent seasons in which they made appearances in the late rounds of the Stanley Cup Playoffs. No team has played in more Stanley Cup Playoff rounds since the 2003-04 season than San Jose (seven) and only the 2007 Stanley Cup Champion Anaheim Ducks have won more series.

The Sharks continue to use the NHL Entry Draft as the main foundation from which to build their team. At the start of the 2005-06 season, the Sharks had the highest percentage of self-drafted players on their roster of any NHL team at 67 percent.

Furthermore, Burke's mastery at the draft table has brought a bevy of top prospects into the Sharks fold that continue making an impact in the NHL. Of the four conference finalists from 2003-04 (San Jose, Tampa Bay, Calgary and Philadelphia), only the Sharks roster was primarily built through the NHL Entry Draft with 14 players selected (Calgary and Philadelphia [six] and Tampa Bay [five]).

A member of the Sharks scouting department since the 1992-93 campaign, Burke was promoted to his current position on June 4, 1996. Before his promotion, Burke served as director of professional scouting from 1992-96 and evaluated talent throughout all North American professional leagues and assisted with amateur scouting.

From 1987-92, he spent five seasons in the New Jersey Devils organization, serving in several capacities, including as a Devils assistant coach, head coach for the American Hockey League's Utica Devils and as a pro scout. Burke was also an assistant coach at Princeton University in 1985.

Burke played five professional seasons after being drafted by the Montreal Canadiens in the sixth round of the 1975 NHL Entry Draft (three years in Montreal's system, one in Finland and one in New Jersey's system) after graduating from the University of New Hampshire in 1977. A four-year letterman in both hockey and baseball, Burke was named to the NCAA's All-America hockey team after his senior campaign.



Sean Coady

Director of Professional Scouting

Sean Coady enters his second season as San Jose's director of professional scouting.

Coady spent the previous four seasons (2002-06) as the director of pro scouting and player personnel for the Boston Bruins organization, where he was responsible for monitoring the progress of prospects and minor league players drafted by the team. He also provided input on potential player movements regarding players in the National Hockey League and other minor professional leagues.

Previously, the native of Scituate, Mass. spent 12 seasons with the Winnipeg Jets/Phoenix Coyotes organization, spending six seasons as director of player personnel and six as a professional scout.

Coady played four seasons of college hockey for the University of New Hampshire, where he was assistant captain on the Wildcats 1979 ECAC Championship team. He also played three seasons of professional hockey with Binghamton (American Hockey League) and Saginaw (International Hockey League) with the Hartford organization.

Coady served as an assistant coach for both Princeton University (1984-85) and the University of New Hampshire (1985-88) as well as the U.S. National Team at the 1995 World Championships.



Mike Ricci

Advisor to Hockey Operations

As one of the most beloved players to ever don a Sharks sweater, Mike Ricci returns to the San Jose Sharks organization as an advisor to the hockey operations department.

Ricci, in his new role, will serve as a consultant to the club's hockey operations department and assist in player development. He will also serve various roles within the organization, including marketing, promotions and community relations. Ricci and his family recently relocated back to the San Jose area.

After spending the past two seasons with the Phoenix Coyotes, Ricci just finished his stellar, 16-year NHL career, where he notched 605 points (243 goals, 362 assists) and 979 penalty minutes in 1,099 NHL games with Philadelphia, Quebec/Colorado, San Jose and Phoenix. He also added 66 points (23 goals, 43 assists) in 110 Stanley Cup Playoff games. Ricci won a Stanley Cup with Colorado in 1996.

His 263 points (101 goals, 162 assists) with San Jose ranks seventh on the Sharks all-time list and his 529 games in Teal place him fifth all-time. In 59 Stanley Cup Playoff games with San Jose, Ricci ranks third with 33 points (14 goals, 19 assists) and his 59 games ranks third in Sharks history.

Ricci was originally selected by the Philadelphia Flyers in the first round (fourth overall) in the 1990 NHL Entry Draft. In June 1992, he was part of the mammoth, blockbuster trade between Philadelphia and the Quebec Nordiques that saw the Flyers trade Ricci, Ron Hextall, Peter Forsberg, Steve Duchesne, Kerry Huffman, Chris Simon, first round selections in the 1993 and 1994 NHL Entry Draft and \$15 million to the Nordiques in exchange for Eric Lindros.

Ricci was acquired by the Sharks on Nov. 21, 1997, along with a second round selection in the 1998 NHL Entry Draft, in exchange for Shean Donovan and a first round selection in the 1998 NHL Entry Draft.



Bryan Marchment

Scout/Player Development

One of the most feared hitters and intimidating players in National Hockey League history, Bryan Marchment has re-joined the Sharks organization as a member of Doug Wilson's hockey staff as a scout who will also assist in player development.

Marchment, who will be based in the Toronto area, will work with the organization's players and prospects. His duties will include working with players in San Jose and the team's American Hockey League affiliate at Worcester, as well as scouting Sharks prospects at the college and Canadian major junior levels. He will also serve as an advisor to the

hockey operations department.

Marchment played in 926 NHL games over 17 seasons with Winnipeg, Chicago, Hartford, Edmonton, Tampa Bay, San Jose, Colorado, Toronto and Calgary and posted 182 points (40 goals, 142 assists) and 2,307 penalty minutes.

In 334 games with San Jose (fifth-most among Sharks franchise blueliners and 14th among all Sharks players), he scored 66 points (15 goals, 53 assists) and 706 penalty minutes (third-most in franchise history). "Mush" was acquired by San Jose from Tampa Bay on March 24, 1998, along with David Shaw, in exchange for Andrei Nazarov and Tampa Bay's option to swap first round picks in the NHL Entry Draft. Marchment was originally selected by the Winnipeg Jets in the first round (16th overall) of the 1987 NHL Entry Draft.



Gilles Cote

Returned to the scouting Sharks staff for the 2002-03 season and concentrates scouting efforts in junior leagues in Quebec...previously served as a scout for the Sharks from 1997-99...served as director of player personnel for Acadie-Bathurst (QMJHL) from 2001-02...was general manager and a member of the ownership group for Chicoutimi (QMJHL) from 1999-00...spent 1996-97 season as general manager for Drummondville (QMJHL)...scouted the Quebec area for the Washington Capitals for 11 seasons (1985-96)...vice president of the Quebec Ice Hockey Federation from 1982-85...served on coaching staff of Midget "AAA" champions of Montreal-Laval and the Laurentian regions...general manager of the Midget "AA" elite in the Laval region from 1982-84...a former president of the Laval Est Sports Association for 17 years...was a founding director of the Montreal Minor Hockey League...organized and coordinated the first World Championship for under 17-year olds...brought home the Bantam championship for the city of Montreal in 1967.



Pat Funk

Responsible for scouting all of Western Canada, U.S. juniors, U.S. colleges and high schools...scouting experience with Sharks since inception in 1991-92...also scouted for N.Y. Rangers and Minnesota North Stars from 1982-91...served as a coach at the high school and college level in Minnesota for 21 years, where he also taught Physical Education and Health in the St. Paul Public School system...received his bachelor's degree from University of St. Thomas, in addition to performing graduate work at University of St. Thomas and Minnesota State University-Mankato...resides in Minnesota with wife Candace...their two sons, Matt and John, and daughter, Liz, are all coaching at the high school level.



Jack Gardiner

Joined Sharks in 2004 and is entering his 28th year as a professional National Hockey League scout...focuses his efforts in the eastern U.S....worked as a scout for the St. Louis Blues from 2000-03...spent 19 years with the Toronto Maple Leafs...responsibilities included ranking and rating amateur prospects and covering all summer camps, high school and college tournaments...worked at the Central Scouting Bureau, where he ranked and rated all amateur players for draft and reported directly to NHL Senior Vice President of Hockey Operations Jim Gregory...was a professional football scout...received advanced graduate degree from Boston State College and a master of science degree from Boston's Suffolk University.



Rob Grillo

Originally from Minnesota, now resides in the Detroit area where he primarily scouts amateur players at the U.S. College and junior levels in Midwestern United States, as well as junior leagues throughout Ontario...before joining the Sharks, he spent 1990-92 as head coach and general manager of the Waterloo Blackhawks of the United States Hockey League...also did some part time scouting for the Minnesota North Stars...was an assistant coach at the high school level in Minnesota and served as a member of the Hobey Baker Award selection committee from 1999-01...played his college hockey at Division III Augsburg College in Minneapolis, where he was a member of their 1981 National Championship team and their 1984 NCAA Final Four team...after a brief stint in minor professional hockey, decided to turn his focus and attention to coaching and scouting...joined the Sharks in August 1992.



Brian Gross

Enters his 11th season with San Jose...concentrates scouting efforts in Western Canada and Northeastern U.S....spent two seasons as director of scouting with the Regina Pats of the Western Hockey League and was responsible for talent evaluation throughout the WHL for purposes of trades and Western Canada for the Bantam Draft...has nearly 20 years scouting experience in the WHL...assisted with drafts and trades while scouting with the Kelowna Rockets and Spokane Chiefs...spent time as a player in intermediate and senior hockey and coached a number of teams in local area and was also vice president and director of several local minor hockey boards.



Karel Masopust

Former defenseman with the Czechoslovakian National Team...a member of the silver medal-winning Czechoslovakian team at the 1968 Olympics...joined Sharks in 1993...scouts all European leagues with an emphasis in the Czech Republic and Slovakia.



Cap Raeder

Veteran World Hockey Association player and National Hockey League coach entering his 11th year with the Sharks, his ninth as a professional scout...spent the 2000-01 season as an assistant coach...served as head coach for the Sharks 3-2 overtime victory on Dec. 3, 2002 at Phoenix before the hiring of Ron Wilson...primarily concentrates on scouting the NHL and the American Hockey League for San Jose, in addition to monitoring other professional leagues...spent two seasons (1995-97) as Steve Kasper's top assistant with the Boston Bruins...before joining the Bruins, was an assistant coach for seven seasons (1988-95) with the Los Angeles Kings, including serving behind the bench under Barry

Melrose for their 1993 Stanley Cup Finals team...Needham, Mass. native served as head coach at Clarkson University in New York for four seasons (1984-88), where he compiled a 50-30-6 record with the Golden Knights, reaching the East Coast Athletic Conference Championship Game in 1986 and 1988...was an assistant coach at Clarkson for two years before becoming head coach...collegiate coaching career began as an assistant at the University of New Hampshire in 1980 where he worked for two seasons...while coaching at UNH, Raeder completed his undergraduate degree in communications...a goaltender during his playing career, he played two seasons (1975-76 and 1976-77) with the New England Whalers of the World Hockey Association where he finished with a 12-11-1 record...also represented Team USA at the 1976 Canada Cup...earned All-America goaltender honors at the University of New Hampshire...provides radio color commentary work on college games during the NCAA Regionals and Frozen Four on Westwood One.



Graeme Townshend

Enters his third season as a scout for the Sharks...41-year-old Townshend appeared in 45 National Hockey League games (scoring three goals and seven assists), making his debut with the Boston Bruins in 1989-90...was signed by Boston as a free agent before the 1989-90 season after playing four years at RPI, playing in 22 games for the Bruins (scoring two goals) before playing nine games with the New York Islanders from 1991-93...last played in the NHL for the Ottawa Senators in 1993-94...from 1999-01, he was the head coach of the Central Hockey League's Macon Whoopie...led the Whoopie to a 34-26-0-10 record and the playoffs in his first season...was also head coach of Greensboro (ECHL) in 2001-02...a

former right wing, also played in the American and International Hockey Leagues and the Western Professional Hockey League...was named the IHL's "Man of the Year" after scoring 21 goals in 63 games for the Houston Aeros in 1995-96...elected to the Black Hockey and Sports Hall of Fame in 2006.



Arthur Ting, M.D.

Team Physician

Heading up the Sharks medical staff for the 17th consecutive season is Arthur Ting, M.D., an experienced and established figure in Bay Area sports medicine. The San Francisco native directs a talented staff of medical specialists devoted to the treatment and prevention of the Sharks organization's sports-related injuries.

Ting is currently a practicing orthopedic surgeon at the Fremont Sports Therapy and Surgery Center, which is responsible for the medical treatment of many Bay Area professional sports organizations, including the Oakland Raiders.

In addition to his work with the Sharks, Ting is the head physician for all of the major professional sports organizations at HP Pavilion at San Jose, including the National Lacrosse League's San Jose Stealth and the 2007 Arena Football League Champion San Jose SaberCats. He's also the chief medical officer for the U.S. Moto GP and Laguna Seca, Ting is chief medical officer for the East/West Shrine Game and serves as a consultant to Yamaha Motor Sports.

His extensive work with Bay Area amateur athletes includes being team physician for Menlo College, Cañada Community College and numerous high schools throughout the Bay Area.

Ting was the head physician for the U.S. Track & Field squad at the 1990 Goodwill Games in Seattle, the 1993 Pan Am Games and a 1994 dual meet against Great Britain. He was a member of the medical staff at the 1984 Summer Olympics in Los Angeles and at the U.S. Olympic Trials in 1988 and 1992.

Ting received his medical degree from St. Louis University, completing an orthopedic residency at the University of Southern California Medical Center in Los Angeles. He completed a fellowship in sports medicine at the Kerlan-Jobe Orthopedic Clinic in Inglewood, Calif.



Ray Tufts

Head Athletic Trainer, A.T.,C

In his 12th season with the San Jose Sharks as head athletic trainer is Ray Tufts, who provides Sharks players with both long-term medical care for serious injuries needing rehabilitation as well as maintaining the Sharks day-to-day medical needs both on the road and at home. In addition, he serves as the liaison between the hockey department and the organization's team of highly-respected medical specialists.

Tufts headed the training staff for the 1997 National Hockey League Western Conference All-Star and the Heroes of Hockey teams during the 1997 NHL All-Star Weekend in San Jose.

Before joining the Sharks, Tufts, 42, was an athletic trainer for 10 years with the San Francisco 49ers. During his tenure with the 49ers, he was a part of three Super Bowl Championships in 1988, 1989 and 1994, serving as assistant trainer from 1991-96 and as a training staff assistant from 1987-90.

With San Francisco, Tufts was heavily involved with both the day-to-day preventive care for the team and post-injury rehabilitation. He was instrumental in the quick recoveries of several 49ers players from very severe injuries, including tight end and current Blue Line Associates committee member Brent Jones, offensive tackle Harris Barton and the extensive rehabilitation of Pro Football Hall of Fame quarterback Joe Montana between 1988-91.

A native of the San Jose area, Tufts graduated from Cal State-Sacramento in 1987 as a physical education major with an emphasis in athletic training. He received his National Athletic Trainers Association (NATA) certification in 1987 and is an active member of the NATA District VIII Association, California Athletic Trainers Association (CATA) and is currently the president of the Professional Hockey Athletic Trainers' Society (PHATS).

Tufts and his wife Michelle are owner/operators of a successful international boarding house in Los Gatos, Calif



Wes Howard

Assistant Athletic Trainer, A.T.,C

Wes Howard, a native of Fremont, enters his 10th season as the Sharks assistant athletic trainer.

Howard, 38, shares duties handling the athlete's rehabilitation assignments with Head Trainer Ray Tufts.

In addition to his work with the Sharks, Howard was the Arena Football League's San Jose SaberCats assistant trainer/equipment manager from 1995-00 and served as their assistant athletic trainer during the 2002 Arena Bowl Championship season. During the hockey work stoppage in 2004-05, he returned to the SaberCats as their assistant athletic trainer.

Previously, Howard was the assistant head athletic trainer at Menlo College from 1997-98 and head athletic trainer and equipment manager for the Fresno Falcons of the ECHL from 1995-97.

Howard earned a bachelor's degree in kinesiology from San Jose State University and is certified by both the (NATA) National Athletic Trainer's Association and (NCSF) National Council of Strength and Fitness. He resides in San Jose with his wife Diana, daughter Rebecca and son Aaron.



Mike Potenza

Strength and Conditioning Coordinator

Mike Potenza begins his second year as the Sharks strength and conditioning coordinator. He's responsible for the team's overall strength and conditioning programs — including the creation of individualized postseason workout programs and assistance in the rehabilitation efforts for all injured players.

Before coming to San Jose, Potenza served as the strength and conditioning coach for the University of Wisconsin men's and women's hockey teams, both of which recently won their 2006 NCAA National Championships. There, he worked with current Sharks center Joe Pavelski. Potenza also had responsibilities with the wrestling and softball programs at Wisconsin.

A 2000 Springfield College graduate, Potenza earned his Bachelor of Science degree in applied exercise science. From there, the Providence, R.I., native went to Boston University where he was a graduate assistant until 2002, earning his master's degree in human movement science.

Potenza completed an assortment of strength and conditioning coaching and internship experiences prior before his time at Wisconsin. At the University of Miami (Fla.), he served as a weight training, speed and post workout coach for the perennial nationally-ranked Hurricanes football team. While earning his master's, Potenza instructed professional, amateur and collegiate athletes at Mike Boyle Strength and Conditioning, a private training facility specializing in various weight training, conditioning, agility, plyometric, stretching and rehabilitation programs.

Since graduating from Springfield, Potenza has held notable positions for Harvard University in Boston and Colgate University in Hamilton, N.Y. He assisted and supervised all phases of strength training programs for all intercollegiate programs at Harvard and Colgate and held primary coaching responsibilities with football, men's and women's hockey, men's and women's basketball, lacrosse and field hockey for both universities.

This summer, Potenza was part of the evaluation staff for the U.S. World Junior hockey team that will compete at the 2008 World Junior Championships in the Czech Republic. His responsibilities included offering presentations on nutrition and recovery, administering physical testing and designing performance evaluations for each prospect.

Potenza and his wife, Bonnie, reside in San Jose.



Arnulfo Aguirre, C.M.T.

Massage Therapist

Arnulfo Aguirre enters his first season as the Sharks full-time massage therapist. He has worked with Head Trainer Ray Tufts' staff on a part-time basis since the 2000-01 season.

In his role, Aguirre works with the team's players to facilitate and improve injuries, as well as increasing their range of motion.

Previously, Aguirre served as the sports massage therapist for the San Jose Earthquakes from 2000-02, including their 2001 MLS Championship season.

In addition, he served in a similar position with the University of California Men's Swim Team in 1999. Aguirre received his certification from the National Holistic Institute in Emeryville, Calif., where he also assisted in managing the massage clinic.



Mike Aldrich

Equipment Manager

Mike Aldrich enters his 12th season as equipment manager for the San Jose Sharks. In his 15th season with the organization, Aldrich served in the same capacity for the International Hockey League's Kansas City Blades for the three seasons (1993-95) that Blades were the Sharks top development affiliate.

Aldrich was named to the training staff for Team USA for the 2005 World Championship and the 2004 World Cup of Hockey. In the summer of 2003, he served as the head equipment manager for Team USA at the World Championships in Finland.

Besides overseeing the entire operation of the equipment staff, Aldrich handles the intricate requests of all Sharks players with regards to equipment, skate sharpening needs as well as all purchasing orders, inventory control and distribution for all equipment throughout the season.

Aldrich, 43, handled all the equipment needs during the 1997 National Hockey League All-Star Game for the Western Conference team as well as the Heroes of Hockey teams.

Before joining Kansas City, Aldrich worked at Michigan Tech University as the school's equipment manager and athletic purchasing agent from 1989-93.

During the 1995-96 season, Aldrich was selected as the Western Conference's equipment manager for the IHL All-Star Game. He's an active member of the Society of Professional Hockey Equipment Managers (SPHEM). He's also a member of the Athletic Equipment Managers Association.

Mike and his wife Susie enjoy their summers water skiing in Michigan's Upper Peninsula. They have two sons: Brad is the coordinator of hockey operations and video for the University of Notre Dame's men's hockey team. Jason is a junior at Finlandia University in Hancock, Mich. and is a member of the men's hockey team.



Rick Bronwell

Assistant Equipment Manager

Rick Bronwell enters his first season as assistant equipment manager for the Sharks. Bronwell spent the previous five seasons as head equipment manager for the Houston Aeros of the American Hockey League

In that role, Bronwell was responsible for all day-to-day duties of the team's equipment maintenance, repair and inventory. A staff member of the Aero's 2003 Calder Cup Champion squad, Bronwell also served as the head equipment manger for Team Canada at the 2004 AHL All-Star Game.

Before joining Houston, he was the head equipment manager in 2001-02 for the Atlantic City Boardwalk Bullies of the ECHL.

From 1996-01, Bronwell was the assistant equipment manager with the Kansas City Blades of the International Hockey League and served as a game night assistant on the staff from 1992-96.

He and his wife, Heather, have two children: Ashleigh and Addison.



Roy Sneesby

Equipment Assistant and Equipment Transportation

Roy Sneesby enters his seventh season as equipment assistant and equipment transportation.

Sneesby splits his duties between assisting the Sharks equipment staff on day-to-day equipment and locker room maintenance in addition to coordinating the efficient arrival and departure of both the Sharks and the visiting team's equipment and supplies.

From 1998-01, Sneesby served as the visiting locker room attendant for HP Pavilion at San Jose. In addition, Sneesby served on the equipment staff for Team USA during the 1998 Winter Olympic Games and attended the 2006 Winter Olympics, working for Easton Sports.

Sneesby, who received his bachelor's degree from San Jose State University, was born in Redwood City, Calif. and was raised in Winnipeg, Manitoba.





Two very familiar and popular faces returned to the San Jose Sharks in 2007. Mike Ricci (top), a member of the Sharks 2001-02 and 2003-04 Pacific Division Champion teams, is now an advisor to hockey operations. Bryan Marchment (bottom), Ricci's teammate in 2001-02, has returned to the team as a scout/player development.



2007-08
SAN JOSE SHARKS



Steve Bernier

(BUHRN-yay)

Shoots: Right 6-foot-2, 225 pounds

Born: 3/31/85 in Quebec City, Quebec

Hometown: Quebec City, Quebec

Selected by San Jose in the 2003 NHL Entry Draft (1st round, 16th overall)



26

RIGHT WING

PLAYERS

2006-07: Set a career high for goals in a season with his tally on April 4 at Anaheim... 24th among League forwards in hits (131)... Scored the game-winning goal and registered a game-high eight hits vs. Edmonton on March 11... His assist at Minnesota on March 6 surpassed his career high point total... Returned to lineup at Washington on Feb. 21... Recalled from Worcester (AHL) on Feb. 20... Suffered broken toe on Jan. 14 vs. Portland... Reassigned to Worcester (AHL) on Jan. 2... Recorded at least one point in five consecutive games (3-4=7) Nov. 9-18, tying his career high... Registered at least one point in eight out of the first 11 games (3-7=10)... Scored the game-winning goal at Columbus on Oct. 23... Scored the game-winning goal at Calgary on Oct. 9... Posted assists on both San Jose goals vs. the New York Islanders on Oct. 7... **Playoffs:** Earned only assist of the postseason on April 20 at NSH in WCQF Game 5.

Career 2005-06: Finished second among team rookies in points and goals... 18.7 percent shooting percentage led all Sharks with 30-plus games played... Earned first career fighting major against Nashville's Brendan Witt on March 11 in San Jose... Recorded his first career multi-point game (2-1=3) against Edmonton on March 9... Recalled from Cleveland (AHL) on Feb. 26... Reassigned to Cleveland on Feb. 13... Registered first career NHL assist on Feb. 2 against Minnesota... Reassigned to Cleveland on Nov. 20... Scored his first career NHL goal/point against Dallas on Nov. 12... Recalled from Cleveland on Nov. 4 and made his NHL debut at Anaheim on Nov. 4... **Playoffs:** Registered one assist in three consecutive games (0-3=3) from May 7-10... Among NHL rookies, was T-6th in points (1-5=6), T-3rd in assists and T-2nd in plus/minus (plus-4)... Registered two primary assists (0-2=2), including on Marleau's game-winner, in Game Four of the WCQF vs. Nashville on April 25... **2004-05:** Invited to 2004 Canada's National Junior Team Development Camp... Led team and finished regular season ranked 23rd in CHL in points (71)... Also tops on team in goals, assists, points, game-winning goals and power play goals... Named QMJHL Offensive Player of the Week and Canadian Hockey League Player of the Week for period ending Oct. 31... Named to Team QMJHL in the ADT Canada-Russia Challenge... **Playoffs:** Led team with 11 points (4-7=11) in first round elimination of Drummondville... Led team in second round with eight points (2-6=8) in six games... T-1st in goals and first in assists and PIM... Overall, first on team in goals, assists, points and PIM... Among top-5 QMJHL postseason scorers... **2003-04:** Finished T-12th in QMJHL scoring with 82 points, 10th in goals, 17th in assists and fifth in plus/minus (plus-39)... Named QMJHL Second Team All-Star... Led team in goals and was second in scoring and assists... Notched a 15-game point streak from Nov. 28-Jan. 11 (9-12=21) and a 9-game point streak from Jan. 18-Feb. 7 (6-7=13)... Ranked in the top-10 of the QMJHL-CHL Prospects Hockey inaugural "Top 35" poll... Participated in the final selection process for Team Canada's National Jr. Team... **Playoffs:** T-6th in QMJHL in scoring, T-7th in goals, T-11th in assists and T-2nd in GWG (two)... First on team in points, T-2nd in goals, T-1st in assists and T-2nd in GWG (two)... **Other:** Selected by Hockey Canada to attend the National Junior Team Development Camp from Aug. 12-19, 2004... **2002-03:** Led team in goals and points (101, T-9th in league) and second in assists... Named to CHL's Second All-Star Team, marking the first time a Moncton player was named to a CHL All-Star Team... Captured gold medal with Team Canada at the World Under-18 Championship in Russia and ranked second on the team in goals (four) and points (4-4=8) in seven tournament games... **2001-02:** T-1st on team in goals, third in points and fourth in assists during rookie QMJHL season... **Other:** Was a member of the 2003 World Championship Under-18 Team.

NHL CAREER HIGHLIGHTS

First NHL game — Nov. 4, 2005 at Anaheim

First NHL goal — Nov. 12, 2005 at Dallas (Marty Turco)

First NHL assist — Feb. 2, 2006 vs. Minnesota

Most points, game — 3, March 9 vs. Edmonton

Most goals, game — 2, 3 times, most recent, March 21, 2006 at St. Louis

Most assists, game — 2, 3 times, most recent, Oct. 7, 2006 vs. New York Islanders

Most consecutive games, point — 5, 2 times, most recent, Nov. 9, 2006 at Phoenix thru Nov. 18, 2006 vs. Philadelphia

Most consecutive games, goal — 3, March 26, 2006 at Chicago thru March 30, 2006 vs. Phoenix

Most consecutive games, assist — 3, 3 times, most recent, Nov. 9, 2006 at Phoenix thru Nov. 13, 2006 at Los Angeles

Most consecutive games played — 73, Jan. 30, 2006 at Dallas - Dec. 30, 2006 at Phoenix

Best plus/minus — +2, 7 times, most recent, April 4, 2007 at Anaheim

U-18 World Championship — Canada, 2003

Personal: "Big Bear" has a girl friend (Anne-Sophie)... Favorites: The Killers (musicians), "Talladega Nights: The Ballad of Ricky Bobby" (movie); Will Ferrell and Scarlett Johansson (actor/actress); "Prison Break" (television)

CAREER VS. NHL

TEAM	GP	G	A	PTS	PIM
ANA	11	4	0	4	4
ATL	1	0	0	0	0
CGY	6	1	0	1	2
CAR	1	1	0	1	0
CHI	5	1	1	2	2
COL	6	1	2	3	2
CBJ	3	2	0	2	2
DAL	10	2	3	5	2
DET	5	1	2	3	2
EDM	4	3	3	6	0
FLO	1	0	0	0	0
LA	10	4	3	7	8
MIN	7	1	2	3	0
NAS	4	1	2	3	21
NJ	1	0	0	0	2
NYI	1	0	2	2	0
NYR	1	0	0	0	0
PHI	1	0	1	1	0
PHO	10	3	4	7	7
PIT	1	0	0	0	4
STL	4	4	3	7	4
TB	1	0	0	0	0
VAN	6	0	1	1	2
WAS	1	0	0	0	0
TOTAL	101	29	29	58	64



show); Quebec Nordiques (NHL team while growing up); New York Yankees (professional sports team); Aldo's and Sino (San Jose area restaurants); New York City (vacation spot); chicken (food); Lance Armstrong ("To come back like he did was unbelievable")...Started playing golf this year and also likes to play tennis...If he wasn't in hockey, he'd be in computers...Mario Lemieux is his hockey idol...Always eats at the same place at home on game day (Aldo's)...Memorable Sharks/NHL moment: first goal...Best part about growing up in Quebec City: being able to play hockey outdoors in the winter...Speaks English and French...Calls himself generous and passionate...When asked about his three wishes, all he said was to be able to play hockey forever...Instead of a favorite hometown hangout, he'd rather get together with friends at his house or theirs for a big dinner...Non-sports idol is American novelist John Grisham ("What he does is exceptional").

CAREER STATISTICS

Season	Club	League	GP	G	A	PTS	PIM
2001-02	Moncton	QMJHL	66	31	28	59	51
2002-03	Moncton	QMJHL	71	49	52	101	90
2003-04	Moncton	QMJHL	66	36	46	82	80
2004-05	Moncton	QMJHL	68	35	36	71	114
2005-06	San Jose	NHL	39	14	13	27	35
	Cleveland	AHL	49	20	23	43	33
2006-07	San Jose	NHL	62	15	16	31	29
	Worcester	AHL	10	3	4	7	2
	Sharks/NHL Totals		101	29	29	58	64

PLAYOFFS

GP	G	A	PTS	PIM
-	-	-	-	-
2	1	0	1	2
20	7	10	17	17
12	6	13	19	22
11	1	5	6	8
-	-	-	-	-
11	0	1	1	2
-	-	-	-	-
22	1	6	7	10

Selected by San Jose in the 2003 NHL Entry Draft (1st round, 16th overall).

Curtis Brown

Shoots: Left 6-foot, 200 pounds
Born: 2/12/76 in Unity, Saskatchewan
Hometown: San Jose, California

Signed by San Jose as a free agent on July 3, 2006.



37

CENTER

PLAYERS

2006-07: Nominated for the Bill Masterton Memorial Trophy... Team was 8-0-0 when scoring a goal...Scored opening, game-winning goal March 4 at Dallas...T-7th among all NHL forwards in blocked shots (68)...Second on team with two short handed goals and had two game-winners...Missed Feb. 16 at Columbus to attend the birth of his third son Griffin...Scored his fifth goal of the season on Dec. 11 vs. Phoenix — matching his season total from 2005-06 with Chicago...Recorded two assists on Dec. 23 vs. Calgary...Scored his second shorthanded goal of the season on Nov. 15 at Colorado...Scored the overtime game-winner vs. St. Louis in the season opener on Oct. 5...**Playoffs:** T-8th among League forwards in blocked shots (11)...Picked up an assist in Game 1 of WCQF at NSH on April 11.

Career 2005-06: Recorded an assist and was a plus-1 vs. Calgary on Jan. 29, his 600th NHL game...Made his Blackhawks debut on Oct. 5 vs. Anaheim and picked up a goal and an assist...**2004-05:** Appeared in 47 games for San Diego (ECHL), posting a plus-5...**2003-04:** Began season in Buffalo...Second on the Sabres in faceoff percentage (52 percent)...Appeared in his 500th NHL game at Chicago on Dec. 3...Traded to San Jose on March 9 and made his Sharks debut on March 11 vs. N.Y. Islanders...Scored his first two goals with San Jose on March 18 in a 5-3 win at Los Angeles...**2002-03:** Led Buffalo with career-best four short-handed goals...One of three Sabres to record a hat trick by scoring three consecutive goals (natural hat trick) in 4-0 win vs. Anaheim on Dec. 12...Had career-long, seven-game point streak (4-4-8) from Feb. 24-March 8...**2001-02:** Picked up his 100th NHL assist on Miroslav Satan's SH/GW goal in 2-1 win vs. Philadelphia on Oct. 10...**2000-01:** Led team with plus-15 plus/minus rating...Recorded five multi-point games...**Playoffs:** T-1st in NHL with two SHG...Scored first career playoff OT goal in 4-3 win vs. Philadelphia in Game Four of ECFQ on April 17, his fourth career playoff game-winner...Scored SHG in 5-2 win in Game Four of ECSF at Pittsburgh on May 2...Scored SH goal for second consecutive game in 3-2 (OT) win in Game Five of ECSF vs. Pittsburgh on May 5...**1999-00:** Established career highs in goals and points...Won Punch Imlach Award for dedication and leadership to the organization...Selected as the NHL's mid-season best defensive forward by *The Hockey News* on Jan. 21 and *Sports Illustrated* on Feb. 8...Played in 100th NHL game at Toronto on Dec. 6...Tallied 100th NHL point with goal in 2-2 tie at N.Y. Islanders on Dec. 18...Set career-high with four assists in 8-1 win vs. Toronto on Jan. 1...**1998-99:** Set career high in assists...Bill Masterton Memorial Trophy nominee...Tied for League lead with three GTGs...Played in 100th Sabres/NHL game in 4-3 win at Montreal on Oct. 17...**Playoffs:** T-1st on Buffalo in goals...Scored PP goal 37 seconds into Game Five of ECSF at Boston on May 16, marking Sabres fastest goal from opening faceoff of playoff game (surpassed: 0:58 by Joe Juneau, April 23, 1999 at Ottawa)...Recorded series-winning score in 3-2 victory in Game Six of ECSF vs. Boston on May 18, tying Sabres record for most GWG in one playoff year...Assisted on Jason Woolley's OT goal in 3-2 win in Game One of SCF at Dallas on June 8...**1997-98:** Recorded first multi-goal game of career with two at Colorado on Oct. 28...Was even or plus in 43-game span (Dec. 12-April 13) and was a plus-17...Recorded first SHG of career with six seconds left in first period vs. Philadelphia on April 13...**1996-97:** Split season with Buffalo and Rochester (AHL)...Scored first GWG in Sabres 4-2 win at St. Louis on Nov. 1...With Rochester: Named Bauer AHL Rookie of Month for March (15 GP, 8-11=19)...In regular season, finished third among Amers in plus/minus (plus-17) and fourth in PP goals (seven)...**1995-96:** Played for Calder Cup Champion Rochester following junior hockey season...Represented Team Canada at 1996 World Junior Championships...**1994-95:** Made NHL debut in regular season finale vs. New Jersey on May 3, recording first

NHL CAREER HIGHLIGHTS

First NHL game — May 3, 1995 vs. New Jersey (with Buffalo)

First NHL goal — May 3, 1995 vs. New Jersey (with Buffalo)

First NHL assist — May 3, 1995 vs. New Jersey (with Buffalo)

Most points, game — 4, Jan. 1, 2001 vs. Toronto (with Buffalo)

Most goals, game — 3, Dec. 12, 2002 vs. Anaheim (with Buffalo)

Most assists, game — 4, Jan. 1, 2001 vs. Toronto (with Buffalo)

Most consecutive games, point — 7, Feb. 24 - March 8, 2003 (with Buffalo)

Most consecutive games, goal — 3, 4 times, most recent, March 15 - 18, 2000 (with Buffalo)

Most consecutive games, assist — 3, 4 times, most recent, March 7 - 10, 2002 (with Buffalo)

Most consecutive games played — 125, Feb. 10, 2001 thru Nov. 9, 2002 (with Buffalo)

100th NHL goal — March 6, 2003 vs. Toronto (with Buffalo)

100th NHL assist — Oct. 10, 2001 vs. Philadelphia (with Buffalo)

500th NHL game — Dec. 3, 2003 at Chicago (with Buffalo)

600th NHL game — Jan. 29, 2006 vs. Calgary (with Chicago)

700th NHL game — April 1, 2007 vs. Los Angeles (with San Jose)

Hat Tricks — 1, Dec. 12, 2002 vs. Anaheim (with Buffalo)

CAREER VS. NHL **WITH SAN JOSE**

TEAM	GP	G	A	PTS	PIM	GP	G	A	PTS	PIM
ANA	27	7	6	13	8	9	0	1	1	6
ATL	19	7	3	10	16	1	0	0	0	0
BOS	32	8	5	13	22	---	---	---	---	---
BUF	---	---	---	---	---	---	---	---	---	---
CGY	20	3	6	9	8	5	0	3	3	6
CAR	32	7	5	12	10	1	0	0	0	0
CHI	15	2	7	9	14	4	1	0	1	2
COL	21	8	3	11	14	4	1	0	1	6
CBJ	14	0	5	5	12	3	0	0	0	6
DAL	24	3	3	6	28	9	1	0	1	8
DET	22	4	5	9	10	5	0	2	2	4
EDM	20	2	4	6	12	5	0	2	2	6
FLA	31	5	13	18	24	1	0	0	0	0
LA	26	6	4	10	81	1	2	1	3	4
MIN	12	0	4	4	4	3	0	0	0	0
MTL	34	4	9	13	26	---	---	---	---	---
NSH	18	2	1	3	2	4	1	0	1	2
NJ	28	7	10	17	18	1	0	0	0	0
NYI	27	4	5	9	32	2	0	0	0	0
NYR	29	4	4	8	12	1	0	0	0	0
OTT	35	4	9	13	10	---	---	---	---	---
PHI	30	4	5	9	16	1	1	1	2	0
PHO	24	6	5	11	18	9	1	2	3	8
PIT	25	1	5	6	6	---	---	---	---	---
SJ	13	2	7	9	2	---	---	---	---	---
STL	22	4	3	7	12	4	1	1	2	0
TB	26	6	9	15	10	1	0	0	0	0
TOR	30	8	12	20	18	---	---	---	---	---
VAN	20	2	4	6	12	5	1	1	2	4
WAS	27	4	6	10	4	1	0	0	0	0
TOTAL	703	124	167	291	388	90	10	14	24	62



NHL goal, assist and multi-point game...Named to WHL East All-Star First Team...Led Moose Jaw in scoring.

Personal: "Brownie" and "Doctor" is married (Ami) and has three children (Gage, Garrett and Griffin)...Favorites: George Strait (musician); "Braveheart" (movie); "Big Break" (television show); Ed Norton (actor); University of Texas Longhorns (professional/college team); Tiger Woods (professional athlete); Michi (San Jose area restaurant); Disneyland with the family (vacation spot); ebay.com (web site); everything (foods); parent's house (hometown hangout)...Likes to play golf away from the rink...If he wasn't in hockey, he'd be a starting his own charity for families who've lost children...Hates being late...Best part about growing up: "Being on a farm, we had motorcycles and Ski-Doo's"...Would've like to have met Jesus Christ ("That's self-explanatory")...Instead of wearing one-piece padded hockey pants, he wears the old-style padded girdle with a pants shell...When asked about his three wishes: "Be careful what you wish for, it might come true."

PLAYERS

CAREER STATISTICS

PLAYOFFS


Season	Club	League	GP	G	A	PTS	PIM	GP	G	A	PTS	PIM
1991-92	Moose Jaw	WHL	-	-	-	-	-	1	0	0	0	0
1992-93	Moose Jaw	WHL	71	13	16	29	30	-	-	-	-	-
1993-94	Moose Jaw	WHL	72	27	38	65	82	-	-	-	-	-
1994-95	Moose Jaw	WHL	70	51	53	104	63	10	8	7	15	20
	Buffalo	NHL	1	1	1	2	2	-	-	-	-	-
1995-96	Moose Jaw	WHL	25	20	18	38	30	-	-	-	-	-
	Prince Albert	WHL	19	12	21	33	8	18	10	15	25	18
	Buffalo	NHL	4	0	0	0	0	-	-	-	-	-
	Rochester	AHL	-	-	-	-	-	12	0	1	1	2
1996-97	Rochester	AHL	51	22	21	43	30	10	4	6	10	4
	Buffalo	NHL	28	4	3	7	18	-	-	-	-	-
1997-98	Buffalo	NHL	63	12	12	24	34	13	1	2	3	10
1998-99	Buffalo	NHL	78	16	31	47	56	21	7	6	13	10
1999-00	Buffalo	NHL	74	22	29	51	42	5	1	3	4	6
2000-01	Buffalo	NHL	70	10	22	32	34	13	5	0	5	8
2001-02	Buffalo	NHL	82	20	17	37	32	-	-	-	-	-
2002-03	Buffalo	NHL	74	15	16	31	40	-	-	-	-	-
2003-04	Buffalo	NHL	68	9	12	21	30	-	-	-	-	-
	San Jose	NHL	12	2	2	4	6	17	0	2	2	18
2004-05	San Diego	ECHL	47	9	29	38	24	-	-	-	-	-
2005-06	Chicago	NHL	71	5	10	15	38	-	-	-	-	-
2006-07	San Jose	NHL	78	8	12	20	56	11	0	2	2	2
	Sharks Totals		90	10	14	24	62	28	0	4	4	20
	NHL Totals		703	124	167	291	388	80	14	15	29	54

Selected by Buffalo in the second round (43rd overall) of the 1994 NHL Entry Draft. Traded to San Jose from Buffalo in a three-team trade on March 9, 2004. San Jose traded center Brad Boyes to Boston in exchange for defenseman Jeff Jillson. Jillson was immediately sent to Buffalo along with the Sharks ninth round selection in the 2005 NHL Entry Draft in exchange for Curtis Brown and Andy Delmore. To complete the transaction, Delmore was then traded by San Jose to Boston for future considerations. Signed as a free agent by Chicago on July 2, 2004. Signed by San Jose as a free agent on July 3, 2006.

Matt Carle

Shoots: Left 6-foot, 205 pounds
Born: 9/25/84 in Anchorage, Alaska
Hometown: Anchorage, Alaska

Selected by San Jose in the 2003 NHL Entry Draft (2nd round, 47th overall)



18

DEFENSE

PLAYERS

2006-07: Named to the NHL All-Rookie Team along with teammate Marc-Edouard Vlasic...The duo became just the second pair of defensive teammates in NHL history to be named to the squad in the same season (Detroit's Niklas Lidstrom and Vladimir Konstantinov, 1991-92)...He and Dion Phaneuf (2005-06) are the only rookie defensemen with 40-plus points in one season since 1997-98, the only rookie defensemen with 11-plus goals in their first season since 1993-94 and the only rookie defenseman with 8-plus power play goals in their first season since 1991-92...Led Sharks in scoring among defensemen, sixth overall...Tops among rookie defensemen and T-6th among all NHL rookies in points...Among all League rookies, fourth in power play points (8-18=26), power play goals and assists...Among League defensemen, was T-22nd in goals, T-14th in power play goals (8) and T-24th in points...Set franchise highs for single season goals by a rookie defenseman (11 — surpassing Brad Stuart's 10 in 1999-00) and power play goals by a defenseman (8 — surpassing Bill Houlder's seven in 98-99) with his power play tally at Phoenix on March 15...Set franchise record for points in a season by a rookie defenseman on March 24 at Carolina with an assist (Marcus Ragnarsson, 39 in 1995-96)...Set a franchise record for rookie power play goals on Feb. 28 vs. Nashville with his sixth of the year...Posted a point in five straight games (Feb. 24 at Calgary-March 4 at Dallas)...Scored the game-tying goal at Washington on Feb. 21...Selected to the Western Conference Team for the YoungStars Game...Scored two goals in the NHL YoungStars Game and was a plus-3...Scored a goal in his first game after being recalled from Worcester, Jan. 13 at Phoenix...Recalled from Worcester (AHL) on Jan. 12...Reassigned to Worcester (AHL) on Jan. 2...With 12 points, accumulated the third most points in League history for a rookie defenseman in October (Rob Blake — L.A., 14 points in 1990 and Brian Leetch — Rangers, 13 points in 1988)...Recorded at least one point in three consecutive games (five assists) from Oct. 13-19...Scored the Sharks first goal of the season on opening night vs. St. Louis on Oct. 5...**Playoffs:** T-3rd among NHL rookies and led freshmen blueliners in playoff scoring...T-16th among League defensemen in points and T-17th in plus/minus (plus-3)...Scored opening goal, the game-winner, on April 26 at Detroit in WCSF Game 1...Posted one point in the team's first three playoff games (1-2=3)...Scored his first career playoff goal on April 11 at Nashville in WCQF Game 1.

Career 2005-06: Recorded six points in his first 12 NHL games (3-3=6)...Had his first career multi-point game (1-1=2), scoring the game-winner against Vancouver on April 13...Made HP Pavilion debut on March 30 vs. Phoenix...Scored a goal on March 25 at Minnesota, becoming just the 10th Shark to score a goal in his NHL debut...Signed to an NHL contract on March 19...**Playoffs:** Recorded two assists in Game Four of the WCQF vs. Nashville on April 27...**College:** Became University of Denver's first Hobey Baker Award winner...In his junior season, Denver's team captain was named WCHA Player of the Year, WCHA Defensive Player of the Year and First Team All-WCHA...Is the first in WCHA history to win the Player of the Year and Defensive Player of the Year Awards in the same season...T-5th among all NCAA scorers and first in assists...Led all NCAA defensemen in goals, assists and points and was (1.36) in points per game (1.36)...Also led the NCAA in assists per game (1.08) and was T-10th in points per game (1.36)...T-3rd in WCHA overall scoring and led all WCHA defensemen in points, goals and assists in league play...**2004-05:** Named by InsideCollegeHockey.com as one of "six guys ready to make the leap to stardom"...Led team in defenseman scoring and goals and was third in points and PIM...T-2nd in assists...Led WCHA defensemen in scoring and finished second in nation in points per game by a defenseman...Eighth among all WCHA scorers...Top-15 in conference in assists and PP points...Top-25 in WCHA in goals...Top-20 in assists and PP goals...Red Baron WCHA Defensive Player of the Week for Oct. 25-31...Named USCHO First Team All-American, NCAA First All-American Team (West), NCAA Defenseman of the Year and First Team All-American by InsideCollegeHockey.com and First All-WCHA Team...**Playoffs:** Helped Denver

NHL CAREER HIGHLIGHTS

First NHL game — March 25, 2006 at Minnesota

First NHL assist — April 6, 2006 at Los Angeles

First NHL goal — March 25, 2006 at Minnesota (off Manny Fernandez)

Most points, game — 2, 7 times, most recent, March 21, 2007 at Chicago

Most goals, game — 1, 14 times, most recent, March 15, 2007 at Phoenix

Most assists, game — 2, 4 times, most recent, March 21, 2007 at Chicago

Most consecutive games, point — 5, Feb. 24, 2007 at Calgary thru March 4, 2007 at Dallas

Most consecutive games, goal — 2, Oct. 5 vs. St. Louis thru Oct. 7 vs. New York Islanders

Most consecutive games, assist — 4, Feb. 26, 2007 vs. Anaheim thru March 4, 2007 at Dallas

Most consecutive games played — 50, March 30, 2006 thru Dec. 30, 2006

Best plus/minus — +3, Jan. 26, 2007 at Edmonton

NHL All-Rookie Team — 2006-07

Western Conference YoungStars Team — 2006-07

Hobey Baker Award — Denver (2005-06)

World Junior Championships — USA (2002)

CAREER VS. NHL

TEAM	GP	G	A	PTS	PIM
ANA	9	0	4	4	8
ATL	1	0	0	0	0
CGY	4	1	2	3	0
CAR	1	0	1	1	0
CHI	4	0	3	3	0
COL	5	0	2	2	2
CBJ	3	0	1	1	0
DAL	9	0	3	3	0
DET	3	0	3	3	2
EDM	3	1	0	1	2
FLO	1	0	2	2	0
LA	9	0	4	4	2
MIN	5	1	2	3	6
NAS	4	1	2	3	0
NJ	1	0	0	0	0
NYI	1	1	0	1	2
NYR	1	0	0	0	0
PHI	1	0	0	0	2
PHO	11	4	1	5	12
PIT	1	1	0	1	0
STL	4	2	1	3	0
TB	1	0	0	0	0
VAN	6	1	3	4	6
WAS	1	1	0	1	0
TOTAL	89	14	34	48	44



win second consecutive NCAA title and was named to the NCAA All-Tournament Team...**2003-04:** Named to All-WCHA Rookie Team...T-6th among WCHA defensemen in scoring...T-21st in WCHA in assists (20)...T-5th among all WCHA freshmen scorers...Denver's seventh leading scorer (third among defensemen)...Fifth on team in assists and second with a plus-16...WCHA Rookie of the Week for three consecutive weeks (Feb. 16, 23 and March 1)...WCHA Rookie of the Month for February...Named USCHO.com National Defensive Player of the Week on March 1...Tied for WCHA scoring lead among defensemen in WCHA games...Had an 8-game point-scoring streak, Feb. 21-March 26...**Playoffs:** Helped lead Denver to NCAA Championship...Posted two assists in four games...**Other:** Captured the Gold Medal with Team USA at the 2004 IIHF World Jr. Championships...Posted a goal in six games...Became first American-born player to capture World Junior and NCAA titles in the same season...**2002-03:** Named USHL's Top Defenseman and to the USHL All-Rookie Team and was a First Team All-USHL Selection...T-1st on team in scoring while leading in assists and PIM...Posted a plus-39 rating...**Playoffs:** Helped team to a berth in Clark Cup Finals...**2001-02:** Captured Gold Medal with Team USA at the World Under-18 Championships...Had 21 penalty minutes in 12 games with the U.S. Junior National Team.

Personal: "Matty" is single, but has a girl friend (Clancey — they met in college)...Has a dog named Zorro...Favorites: Tim McGraw (musician); "Top Gun," "Braveheart" and "Wedding Crashers" (movies); "Entourage" and "Seinfeld" (television shows); Jessica Alba (actress); Edward Norton and Robert DeNiro (actors); University of Denver Pioneers (professional/collegiate team); Maui (vacation spot); Aldo's (San Jose area restaurant); youtube.com (web site); pizza (food); Moose's Tooth Pub and Pizzeria (hometown hangout in Anchorage, Alaska); Tiger Woods and Lance Armstrong (professional athletes — "they are dominant in their sports and I like how they prepare")...Likes to relax and play golf away from the ice...If he wasn't in hockey, he'd be a "high-powered real estate investor"...Has too many superstitions to name...Calls himself humble, dedicated and passionate...Pet peeves are airport security and bad drivers who talk on their cell phone while driving...Wore No. 25 when he debuted in 2005-06 for San Jose...Three wishes: win the Stanley Cup, be happy and healthy...Non-sports idol is his father Bob ("for the way he handles himself").

CAREER STATISTICS

PLAYOFFS

Season	Club	League	GP	G	A	PTS	PIM	GP	G	A	PTS	PIM
2001-02	River City	USHL	72	4	18	22	N/A	-	-	-	-	-
	USA Jr. National Team		12	0	0	0	21	-	-	-	-	-
2002-03	River City	USHL	59	12	30	42	98	11	2	2	4	20
	Denver	WCHA	30	5	20	25	33	4	0	2	2	N/A
2003-04	United States	World Jr.	6	1	0	1	4	-	-	-	-	-
	Denver	WCHA	39	12	27	39	58	4	1	4	5	10
2005-06	San Jose	NHL	12	3	3	6	14	11	0	3	3	4
	Denver	WCHA	39	11	42	53	58	-	-	-	-	-
2006-07	San Jose	NHL	77	11	31	42	30	11	2	3	5	0
	Worcester	AHL	3	0	2	2	0	-	-	-	-	-
	Sharks/NHL Totals		89	14	34	48	44	22	2	6	8	4

Selected by San Jose in the 2003 NHL Entry Draft (2nd round, 47th overall).

Jonathan Cheechoo

Shoots: Right 6-foot-1, 205 pounds
Born: 7/15/80 in Moose Factory, Ontario
Hometown: San Jose, California

Selected by San Jose in the 1998 NHL Entry Draft (2nd Round, 29th overall)



14

RIGHT WING

PLAYERS

2006-07: T-14th in the League and led the Sharks in goals... His eight hat tricks over the last two seasons equals the highest two-season totals since 1991...Others with eight hat tricks over two seasons since then: Pavel Bure (1999-01), Mario Lemieux (1995-97), Brett Hull (1991-93) and Alexander Mogilny (1991-93 and 1992-94)...Posted 20 points (14-6=20) in the last 13 games (plus-18)...A plus-24 in his last 22 games...Third on team in points...Became the second Shark (Patrick Marleau, 2006-07) to post back-to-back 30-plus goal seasons...Scored the game-winning goal vs. Calgary on April 5...Converted his shootout attempt at Anaheim on April 4...Posted 12 goals in 10 games from March 13 thru April 1...Named NHL Second Star of the Week on March 26 as he led all NHL goal scorers and tied for the League scoring lead, recording eight points (six goals, two assists) in three road games...Recorded his seventh hat trick in the Sharks 5-1 victory on March 22 at Atlanta...Posted his 200th point at Washington on Feb. 21...Assisted on game-tying goal and converted game-winning shootout attempt at Washington on Feb. 21...Voted to the starting lineup for the 2007 NHL All-Star Game and assisted on Marleau's goal...Scored in the shootout competition against Montreal's Cristobal Huet at the NHL SuperSkills Competition...Tied his career high four-game assist streak (2-4=6) Jan. 11-18 (previously Oct. 26-Nov. 2, 2005)...Recorded at least one point in eight consecutive games (5-7=12) from Dec. 3-Jan. 18...Activated from injured reserve on Dec. 2...Missed six games (Nov. 18-29) with a leg injury...Had appeared in 140 consecutive games (Jan. 15, 2004 -Nov. 15, 2006), ninth-best in franchise history...Two goals at Los Angeles on Nov. 9 gave him 100 for his career...Picked up his sixth career hat trick (natural) on Oct. 12 at Edmonton... Made history by being one of three players to register a natural hat trick on Oct. 12, marking the first time that three players accomplished the feat on the same night (along with Edmonton's Ryan Smyth and New Jersey's Brian Gionta). It also marked only the third time in the history of the League that two players in the same game did it. The previous two instances were more than 87 years ago, in the League's first two seasons. Ottawa's Cy Denneny and Frank Nighbor did it in the original Senators' 9-3 win over Toronto on March 6, 1918, and the Canadiens' Didier Pitre and Ottawa's Jack Darragh did so in Montreal's 10-6 win over the Senators on Jan. 16, 1919. Denneny, Nighbor, Pitre and Darragh are all enshrines in the Hockey Hall of Fame...**Playoffs:** Recorded game-winning goal on April 30 vs. Detroit in WCSF Game 3...T-3rd on the team in assists...Scored first goal of the Playoffs on April 28 at Detroit in WCSF Game 2.

Career 2005-06: Became the first Shark to win the Maurice "Rocket" Richard Trophy, awarded to the NHL's annual goal-scoring leader...Led NHL in game-winning goals (11 — Sharks record), home-ice goals (31) and divisional goals (29) and T-2nd in power play goals (24 — Sharks record)...Received the PlayStation "Sharks Three Stars of the Year" Award...Named the Seagate Technology "Sharks Player of the Month" for November and January...First player to record five or more hat tricks in one season since Mario Lemieux had six in 1995-96...Named co-winner (with Thornton) of the NHL Offensive Player of the Week Award for April 10-16, recording 11 points (7-4=11) in four games...Recorded his fifth hat trick of the season and set a career high in points (five) vs. Anaheim on April 15...Became the first Shark and the second-ever aboriginal player (Reggie Leach of Philadelphia, twice) to score 50 goals in a season with his first goal at Phoenix on April 10...Set the Sharks franchise record for game-winning goals in a season with his goal

NHL CAREER HIGHLIGHTS

First NHL game — Oct. 10, 2002 vs. Detroit
First NHL goal — Oct. 24, 2002 at Nashville (Tomas Vokoun)
First NHL assist — Dec. 23, 2002 at Boston
Most points, game — 5, April 15, 2006 vs. Anaheim
Most goals, game — 3, 8 times, most recent, April 1, 2007 vs. Los Angeles
Most assists, game — 3, Feb. 13, 2007 at St. Louis
Most consecutive games, point — 12, Dec. 26, 2005 at Los Angeles thru Jan. 24, 2006 vs. Los Angeles
Most consecutive games, goal — 4, 2 times, most recent, Dec. 26, 2005 at Los Angeles thru Jan. 18, 2007 vs. Columbus
Most consecutive games, assist — 4, 2 times, most recent, Jan. 11, 2007 at Los Angeles thru Jan. 18, 2007 vs. Phoenix
Most consecutive games played — 140, Jan. 15, 2004 - Nov. 15, 2006 at Colorado
Best plus/minus — +4, March 22, 2007 at Atlanta
Hat Tricks — 8, 3 in 2006-07, 5 in 2005-06
Maurice "Rocket" Richard Trophy — 2005-06
Seagate Technology "Sharks Player of the Month" — January 2006, November 2005, March 2004
All-Star Game — 2007 (voted to starting lineup)
NHL YoungStars Game — 2004
PlayStation "Sharks Three Stars of the Year" Award — 2005-06
NHL Offensive Player of the Week — April 10-16, 2006 (co-winner), March 19-25 (NHL Second Star)

CAREER VS. NHL

TEAM	GP	G	A	PTS	PIM
ANA	25	17	5	22	24
ATL	4	4	2	6	2
BOS	4	2	3	5	0
BUF	3	3	0	3	0
CGY	16	4	6	10	6
CAR	4	4	1	5	19
CHI	16	6	5	11	6
COL	16	5	4	9	4
CBJ	15	7	6	13	25
DAL	26	8	5	13	14
DET	16	5	7	12	8
EDM	16	5	7	12	10
FLO	4	2	1	3	0
LA	25	18	8	26	10
MIN	15	3	4	7	6
MON	4	1	0	1	2
NAS	13	6	3	9	6
NJ	2	0	0	0	4
NYI	3	2	0	2	0
NYR	3	0	0	0	2
OTT	3	0	1	1	0
PHI	3	2	2	4	2
PHO	25	13	8	21	8
PIT	3	0	1	1	15
STL	14	6	9	15	4
TB	4	0	2	2	4
TOR	3	1	0	1	0
VAN	16	4	4	8	12
WAS	4	2	1	3	6
TOTAL	305	130	95	225	199



at Phoenix on April 10 (surpassed his own record of nine set in 2003-04)...Broke Owen Nolan's team mark for most shots in a single season (317 — led Sharks)...Recorded 78 points (49-29=78) in the last 58 games from Dec. 1-April 17... Second on team in plus/minus (plus-23) and among forwards in ice time (19:57)...Also second on the team, first among forwards in hits (120)...T-1st on team with 28 multi-point games...Broke Nolan's franchise's record for goals in a season (45) with two on March 25 at Minnesota...Scored his 19th PP goal of the season against Anaheim on March 7, surpassing Nolan's franchise record (18 — 1999-00)...Tied a franchise record with his 12-game point streak (10-9-19) that included six multi-point games (Dec. 26 at L.A.-Jan. 24 vs. L.A.)...Registered first hat trick on Dec. 20 against Anaheim, including converting his second career penalty shot...**Playoffs:** T-2nd on the team in points and second in goals...Registered at least one point in four consecutive games (2-3=5) from May 8-14...Recorded two points (1-1=2) in Game Four of the WCSF at Edmonton on May 12...Registered three power play points (1-2=3), all in the first period including the game-winning goal, at Nashville in Game 2 of the Western Conference Quarterfinals on April 23...**2004-05:** Joined HV71 (Swedish Elite) in late December...Scored two goals in his HV71 debut on Dec. 28...T-11th on team in goals (five) despite playing in less than half of the team's games (20)...**2003-04:** Posted then-career highs in points (T-3rd on Sharks in scoring), goals (shared team lead with Marleau) and assists...T-4th overall in NHL and led Sharks with nine GW goals...Named Seagate Technology "Sharks Player of the Month" for March...Recorded seven multi-goal games (the first multi-goal games of career)...Posted nine goals (including four, 2-goal games) and 12 points in nine games from March 11-26...Scored on his first NHL penalty shot (17th goal on the season) on Feb. 23 vs. Columbus in 4-2 win (Pascal LeClair)...Posted four assists for Western Conference at the NHL YoungStars Game on Feb. 7 in 7-3 win during NHL All-Star Weekend...Selected to participate in the Willie O'Ree NHL Diversity street hockey clinic...**Playoffs:** Third on team in scoring and assists, fourth in goals...Scored highlight reel, stick between-the-legs goal against Colorado in Game Two of WCSF at HP Pavilion...**2002-03:** Registered first career multi-point game (1-1=2), including scoring the game-tying goal, Dec. 28 vs. Chicago...Posted first NHL assist on Jim Fahey's first NHL goal Dec. 23 at Boston...Scored first NHL goal (also the game-winning tally) Oct. 24 at Nashville...Played in first NHL game Oct. 10 vs. Detroit...**2001-02:** Finished AHL season T-4th on Cleveland in goals and fifth in points...Voted as starter for the Canadian All-Star Team at the AHL All-Star Game, his second consecutive selection...Named Sher-Wood AHL Player of the Week Dec. 16...**2000-01:** Recalled to San Jose April 16...Selected to 2001 AHL All-Rookie Team in his first professional season...Fifth on Kentucky in scoring, T-2nd in goals...Among AHL rookies: T-5th in scoring and was second in goals...Selected to the Canadian All-Star team for the AHL All-Star Game...Named AHL Rookie of the Month for January after scoring 16 points (10-6=16) in 11 games...His jersey was presented to the Hockey Hall of Fame as the only member of the Moose Cree First Nations to sign an NHL contract...**1999-00:** Fourth in the OHL in goals and fifth in points while leading Belleville and setting personal bests in both categories...Led Belleville in power play goals (13) and finished second in assists... Selected to play for Team East in OHL All-Star Game...**1998-99:** Finished second on club in assists and third in scoring...Posted an 11-game point streak (5-10=15) from Dec. 17-Jan. 15...**Playoffs:** Led Belleville to OHL Championship and skated in the Memorial Cup...Scored five goals in Game 7 of OHL Championship Game...**1997-98:** Drafted in the second round (29th overall) in 1998 NHL Entry Draft...Third on Belleville in goals (31), assists (45) and points (76)...Second among OHL rookies in scoring...Named to OHL All-Rookie Team.

Personal: "Cheech" is single...Favorites: Tim McGraw (musician); "Good Will Hunting" (movie); "Friends" (television show); Matt Damon and Jessica Alba (actor and actress); Oakland Athletics (professional sports team — threw out

the first pitch at a game in 2006); Original Joe's (San Jose area restaurant); Hawaii (vacation spot); Tiger Woods (professional athlete — "Because he's a winner"); espn.com (web site); moose and goose (foods); my grandparent's house (hometown hangout)...Likes to fish and play golf away from the rink...If he wasn't in hockey, he'd be a hunter... Hockey idol is Jari Kurri...His pet peeve is people who talk too much...Memorable Sharks/NHL moment is his first game...Would've liked to have met Jesus Christ...Best part about growing up in his hometown: a small town where everyone knows everyone...Wishes for good health and the Stanley Cup...Non-sports idol is his father (Mervin — "I respect the way he lives his life").





Jonathan Cheechoo and his family pose with Jonathan's 2006 Maurice "Rocket" Richard Trophy.



CAREER STATISTICS

PLAYOFFS

Season	Club	League	GP	G	A	PTS	PIM	GP	G	A	PTS	PIM
1997-98	Belleville	OHL	64	31	45	76	62	10	4	2	6	10
1998-99	Belleville	OHL	63	35	47	82	74	21	15	15	30	27
1999-00	Belleville	OHL	66	45	46	91	102	16	5	12	17	16
2000-01	Kentucky	AHL	75	32	34	66	63	3	0	0	0	0
2001-02	Cleveland	AHL	53	21	25	46	54	-	-	-	-	-
2002-03	Cleveland	AHL	9	3	4	7	16	-	-	-	-	-
	San Jose	NHL	66	9	7	16	39	-	-	-	-	-
2003-04	San Jose	NHL	81	28	19	47	33	17	4	6	10	10
2004-05	HV71	Sweden	20	5	0	5	10	-	-	-	-	-
2005-06	San Jose	NHL	82	56*	37	93	58	11	4	5	9	8
2006-07	San Jose	NHL	76	37	32	69	69	11	3	3	6	6
	Sharks/NHL Totals		305	130	95	156	225	39	11	14	25	24

* — Led NHL

Selected by San Jose in the 1998 NHL Entry Draft (2nd round, 29th overall).

Ryane Clowe

Shoots: Left 6-foot-2, 225 pounds
Born: 9/30/82 in Fermeuse, Newfoundland
Hometown: St. John's Newfoundland

Selected by San Jose in the 2001 NHL Entry Draft (6th round, 175th overall)



29

LEFT WING

PLAYERS

2006-07: Posted five three-point games...T-9th among League rookies in goals, T-11th in power play goals (four), T-7th in game-winning goals (three) and 10th in points...Third in shot percentage among all NHL rookies (17.2)...Among League rookies, was T-12th in hits (82), 10th in PIM and T-15th in takeaways (26)...Second on the team in PIM and fighting majors (eight)...Posted a career-high six game point streak (0-7=7) Jan. 30 vs. Dallas - Feb. 13 at St. Louis...Named NHL Rookie of the Month for January leading all League rookies with nine goals (9-7-16) in 11 games and became the first Shark recipient of the award since Nabokov in Dec. 2000...Established a career-high with three assists at Edmonton on Jan. 26 (matched on Feb. 7, 2007 at Anaheim)...Posted 3, three-point games in six contests on from Jan. 6 vs. Columbus through Jan. 20 vs. St. Louis...Notched three points including the GW goal on Jan. 13 at Phoenix...Recorded first career hat trick vs. Columbus on Jan. 6...Activated from Injured Reserve on Jan. 4 and recorded his first career two-goal game vs. Detroit...Placed on Injured Reserve on Dec. 16 retroactive to Dec. 12 (groin)...Activated off Injured Reserve on Dec. 9...Placed on Injured Reserve on Dec. 7 retroactive to Nov. 29 (groin)...Scored the game-winning goal on Nov. 28 at St. Louis...Posted two points Nov. 18 vs. Philadelphia...Returned from injured reserve list on Oct. 29 at Tampa Bay and notched his first NHL goal...Placed on Injured Reserve on Oct. 17 with a foot injury...Earned first point on the season with an assist at Vancouver on Oct. 13...Placed on Injured Reserve on Oct. 3 with a foot injury...**Playoffs:** Led League rookies in goals (also T-1st on team) and was second in points...T-2nd among League rookies in hits (25) and second in PIM...Recorded a point on both San Jose goals (1-1=2) in Game 3 of the WCSF vs. Detroit on April 30...Scored the game's first goal at Nashville in Game 5 of WCQF on April 20...Posted a goal in back-to-back games in Game 3 and Game 4 of WCQF vs. Nashville...Notched the game-winning goal in Game 3 of WCQF at Nashville on April 16...Scored a goal and accumulated 17 PIM in Game 2 of WCQF @ Nashville on April 13, including a fighting major against Jordin Tootoo.

Career 2005-06: Posted five assists in his last three games for Cleveland (AHL)...Recalled from Cleveland on April 10...Reassigned to Cleveland on Jan. 16...Recalled from Cleveland on Dec. 25...Assigned to Cleveland on Dec. 15...Appeared in his first NHL game since Nov. 19 at Toronto on Dec. 3...Recalled to San Jose on Dec. 3...Reassigned to Cleveland on Nov. 20...Compiled his first career multi-point game/assist with two assists at St. Louis on Oct. 8...Earned his first career fighting major against Chicago's Jim Vandermeer on Oct. 7...Made his NHL regular season debut at Nashville on Oct. 5...**Playoffs:** Made first postseason appearance in Game Four of the WCSF at Edmonton on May 12...**2004-05:** Cleveland's Most Valuable Player led Barons in goals, assists, points, plus/minus (plus-19), first goals (nine), multi-point games (16), power play goals (14) and power play points (23)...Registered a "Gordie Howe Hat Trick" (a goal, an assist and a fighting major) on Oct. 16 vs. Manitoba...Earned "CCM Vector/AHL Player of the Week" for the period ending Feb. 13 recording six points (2-4=6) and plus-5 rating in two games...Converted his first professional penalty shot attempt against Tom Askey at Rochester on Feb. 18...Led the American Hockey League in scoring for February with 15 points in 11 games (7-8=15)...Registered his team leading 15th multi-point game of the season (two assists) against St. John's on April 2...**2003-04:** 12th among all AHL rookie scorers and fourth in assists...Fifth on team in scoring and was fourth in assists, plus/minus (plus-15) and PIM...**Playoffs:** T-2nd on team in goals and seventh in scoring...Scored game-winning, series-clinching goal vs. Toronto in opening round...**2002-03:** Appeared in 60 games with two teams...Set career high in assists and points...Posted 48 points (18-30=48) in 43 games with Montreal after being acquired from Rimouski on Nov. 21...Posted 27 points (8-19=27) in 17 games with Rimouski before trade...**Playoffs:** T-2nd on team in points and assists...T-1st on team in power play goals (three)...**2001-02:** Third on team in points in first full QMJHL season...Also fourth on the Oceanic in goals and assists...Led club

NHL CAREER HIGHLIGHTS

First NHL game — Oct. 5, 2005 at Nashville
First NHL goal — Oct. 29, 2006 at Tampa Bay (Marc Denis)
First NHL assist — Oct. 8, 2005 at St. Louis
Most points, game — 3, 5 times, most recent, Feb. 7, 2007 at Anaheim
Most assists, game — 3, 2 times, most recent, Feb. 7, 2007 at Anaheim
Most consecutive games, point — 6, Jan. 30, 2007 vs. Dallas thru Feb. 13, 2007 at St. Louis
Most consecutive games, goal — 2, 3 times, most recent, March 4, 2007 at Dallas thru March 6, 2007 at Minnesota
Most consecutive games, assist — 5, Jan. 30, 2007 vs. Dallas thru Feb. 7, 2007 at Anaheim
Most consecutive games played — 42, Jan 4, 2007 vs. Detroit thru present
Best plus/minus — +3, 2 times, most recent, Jan. 16, 2007 vs. Phoenix
NHL Rookie of the Month — January 2007

CAREER VS. NHL

TEAM	GP	G	A	PTS	PIM
ANA	7	0	4	4	7
ATL	1	0	0	0	0
CGY	4	0	1	1	4
CAR	1	0	0	0	4
CHI	6	0	1	1	9
COL	2	0	0	0	5
CBJ	4	4	0	4	2
DAL	6	1	3	4	7
DET	2	2	0	2	0
EDM	4	0	4	4	10
FLO	1	0	0	0	5
LA	8	1	0	1	7
MIN	4	1	0	1	0
NAS	5	0	0	0	4
NJ	1	0	0	0	0
PHI	1	1	1	2	0
PHO	7	3	3	6	4
PIT	1	0	0	0	2
STL	4	2	2	4	5
TB	1	1	0	1	2
TOR	1	0	0	0	0
VAN	4	0	1	1	10
WAS	1	0	0	0	0
TOTAL	76	16	20	36	87

in game-winning goals (eight)...T-4th on Rimouski in power play goals (10)...**2000-01:** Finished season with Rimouski following promotion from Tier II juniors...Led club in playoff goal scoring with eight in 11 postseason games.

Personal: "Clowie" and "Clowe-dog" has a girl friend (Jennifer)...Favorites: Our Lady Peace and The Tragically Hip (musicians); "Gangs of New York" (movie); "24" (television show); Tommy Lee Jones (actor); Montreal Canadiens (NHL team while growing up); Toronto Blue Jays (professional sports team); Forbes Mill (San Jose area restaurant); Jamaica (vacation spot); New York Yankees infielder Alex Rodriguez (professional athlete); nhl.com (web site); steak and chicken (food)...Likes to play golf and hang out with friends away from the ice...If he wasn't in hockey, he'd be teaching, coaching or working with his father (Tony) on his fishing boat...Hockey idol is Eric Lindros...His memorable Sharks/NHL moment is his first NHL goal and his first NHL hat trick... Calls himself loyal, very motivated and laid back...Pet peeve is selfishness...Affiliated with Garth Brooks' Teammates For Kids...Three wishes: good health for friends and family, win the Stanley Cup and have a long career...Non-sports idols are his mother (Gen) and father ("They sacrificed so much for me").



CAREER STATISTICS

PLAYOFFS

Season	Club	League	GP	G	A	PTS	PIM	GP	G	A	PTS	PIM
2001-02	Rimouski	QMJHL	53	28	45	73	120	7	1	6	7	2
2002-03	Rimouski	QMJHL	17	8	19	27	44	-	-	-	-	-
	Montreal	QMJHL	43	18	30	48	60	7	3	7	10	6
2003-04	Cleveland	AHL	72	11	29	40	97	8	3	1	4	9
2004-05	Cleveland	AHL	74	27	35	62	101	-	-	-	-	-
2005-06	San Jose	NHL	18	0	2	2	9	1	0	0	0	0
	Cleveland	AHL	35	13	21	34	35	-	-	-	-	-
2006-07	San Jose	NHL	58	16	18	34	78	11	4	2	6	17
	Sharks/NHL Totals		76	16	20	36	87	12	4	2	6	17

Selected by San Jose in the 2001 NHL Entry Draft (6th round, 175th overall).

Rob Davison

Shoots: Left 6-foot-3, 220 pounds
Born: 5/1/80 in St. Catharines, Ontario
Hometown: Kingston, Ontario

Selected by San Jose in the 1998 NHL Entry Draft (4th round, 98th overall)



5

DEFENSE

2006-07: Skated as a forward at Nashville on Feb. 14... Earned a third star by producing two-thirds of a Gordie Howe Hat Trick with an assist and a fight vs. Phoenix on Jan. 18...Led team with hits (three) at Los Angeles on Dec. 12...Earned second fighting major of the season on Dec. 11 vs. Phoenix's Dave Scatchard.

Career 2005-06: Fourth on team in blocked shots (65), fifth in hits (103) and third in penalty minutes (76)...Earned fighting majors against St. Louis' Jamal Mayers on March 16 and 21...Set a career-high in points (five) with assist on Dec. 26 at Los Angeles... Scored his first goal of the season against Atlanta on Dec. 6...Registered first point of the season (assist) against Columbus on Oct. 12...**Playoffs:** Played eight minutes in Game 6 of WCSF at Edmonton on May 17 and had one shot...**2004-05:** Began season playing for Cardiff (Elite Ice Hockey League)...Was the first NHL player to play in the United Kingdom...Posted five points (2-3=5) in 24 games...**2003-04:** Second on team in PIM (92)...Scored third assist of the season Dec. 31 at Columbus, matching point total from 2002-03 (three)...Missed three games (Dec. 4-10) with knee injury...Picked up first assist/point of season Nov. 1 at Florida in 6-2 win...**2002-03:** Tallied first NHL assist March 17 vs. Chicago...Scored first NHL goal/point and had 20:14 of ice time March 13 at Anaheim...Made NHL debut March 9 at Dallas... Recalled from Cleveland (AHL) March 9...Posted four points (1-3=4) and 82 PIM in 42 games with the Barons when promoted...**2001-02:** Posted four points (1-3=4) and ranked fourth on Cleveland in PIM (206)...**2000-01:** Posted four assists and led Kentucky in PIM (230) in first professional season...**Playoffs:** Led team in plus/minus (plus-2)...**1999-00:** North Bay's alternate captain was second on club in PIM (194) and set junior career high in games played (67)...Doubled career high in goals (four)...Named North Bay's Defenseman and Scholastic Player of the Year...**1998-99:** Selected Best Body Checker in a poll among OHL coaches...Second on club in penalty minutes (150)...**1997-98:** Drafted by San Jose (fourth round, 98th overall) in 1998 NHL Entry Draft...Third on North Bay in penalty minutes (200).

Personal: "Davy" is married (Louisa) and has a son, Sawyer...Also has a toy poodle named Jack...Favorites: Nickelback and Bare Naked Ladies (musicians); "Good Will Hunting" (movie); "Entourage" (television show); Matt Damon and Scarlett Johansson (actor/actress); Boston Bruins (NHL team while growing up); Notre Dame (professional/college team); Alexander's (San Jose area restaurant); Bermuda (vacation spot); Tiger Woods (professional athlete); mls.ca (web site — real estate listings in Canada); Louisa's home cooking (food); Wooden Heads (hometown hangout)...Hockey idol is Scott Stevens...Has too many pet peeves to list...Memorable Sharks/NHL moment: 2004 Western Conference Finals...If he wasn't in hockey, he'd be in school...Likes to be with family and play golf away from the rink...Affiliated with the annual MS-Bike-A-Thon in Toronto...Best part about growing up in Ontario: snow...Calls himself caring, determined and passionate...Two wishes: win Stanley Cup and have a safe and happy life for his family.

NHL CAREER HIGHLIGHTS

First NHL game — Oct. 6, 2000 vs. St. Louis
First NHL assist — Dec. 14, 2000 vs. Columbus
First NHL goal — Oct. 21, 2000 at Nashville (Mike Dunham)
Most points, game — 2, Dec. 28, 2002 vs. Chicago
Most goals, game — 1, 10 times, most recent, March 19, 2004 at Anaheim
Most assists, game — 2, Dec. 28, 2002 vs. Chicago
Most consecutive games, point — 4, Feb. 5-10, 2003
Most consecutive games, goal — 2, Nov. 3-6, 2001
Most consecutive games, assist — 3, Feb. 5-8, 2003
Most consecutive games played — 53, Nov. 15, 2002 at Tampa Bay thru March 11, 2003 vs. St. Louis
Best plus/minus — +3, April 8, 2001 at Anaheim
100th NHL game — Nov. 3, 2002 at Anaheim

CAREER VS. NHL

TEAM	GP	G	A	PTS	PIM
ANA	14	1	0	1	14
ATL	3	1	0	1	2
BOS	3	0	0	0	5
BUF	1	0	0	0	0
CGY	7	0	0	0	17
CAR	2	0	0	0	0
CHI	10	0	2	2	19
COL	10	0	1	1	11
CBJ	10	0	2	2	8
DAL	11	0	0	0	23
DET	7	0	0	0	5
EDM	8	0	0	0	14
FLO	2	0	2	2	7
LA	11	0	3	3	12
MIN	6	0	0	0	13
MON	2	0	0	0	2
NAS	9	0	0	0	6
NJ	2	0	0	0	0
NYI	1	0	0	0	0
NYR	1	0	0	0	0
OTT	2	0	0	0	0
PHI	3	0	0	0	7
PHO	14	0	1	1	19
PIT	1	0	0	0	0
STL	9	0	0	0	25
TB	3	0	1	1	0
TOR	2	0	0	0	2
VAN	5	0	0	0	6
WAS	2	0	0	0	0
TOTAL	161	2	12	14	217



PLAYERS

CAREER STATISTICS

Season	Club	League	GP	G	A	PTS	PIM
1997-98	North Bay	OHL	59	0	11	11	200
1998-99	North Bay	OHL	59	2	17	19	150
1999-00	North Bay	OHL	67	4	6	10	194
2000-01	Kentucky	AHL	72	0	4	4	230
2001-02	Cleveland	AHL	70	1	3	4	206
2002-03	Cleveland	AHL	42	1	3	4	82
	San Jose	NHL	15	1	2	3	22
2003-04	San Jose	NHL	55	0	3	3	92
2004-05	Cardiff	UK	24	2	3	5	114
2005-06	San Jose	NHL	69	1	5	6	76
2006-07	San Jose	NHL	22	0	2	2	27
	Sharks/NHL Totals		161	2	12	14	217

PLAYOFFS

GP	G	A	PTS	PIM
-	-	-	-	-
4	0	1	1	12
6	0	1	1	8
3	0	0	0	0
-	-	-	-	-
-	-	-	-	-
5	0	2	2	4
8	0	1	1	12
1	0	0	0	0
-	-	-	-	-
6	0	2	2	4

Selected by San Jose in the 1998 NHL Entry Draft (4th round, 98th overall).

Christian Ehrhoff


(AYR-hahf)

Shoots: Left 6-foot-2, 205 pounds

Born: 7/6/82 in Moers, Germany

Hometown: Krefeld, Germany

Selected by San Jose in the 2001 NHL Entry Draft (4th round, 106th overall).



10

DEFENSE

PLAYERS

2006-07: Set career highs in goals, points, power play goals and penalty minutes...Second among Sharks defensemen with 34 points...17th among all NHL defensemen with 164 shots, T-21st in power play goals (six) and T-28th in goals...One of only three German defensemen to play in the League (Ottawa's Christoph Schubert and Carolina's Dennis Seidenberg)...Set a single-game career high in points and assists with three assists vs. Los Angeles on March 27...Set a single season career high in assists with his helper vs. Chicago on March 13...Compiled first career "Gordie Howe Hat Trick" vs. Columbus on Jan. 6 with a goal, an assist and a fight — the eighth in Sharks history...Recorded two points vs. Detroit on Jan. 4...Scored a goal on five shots and recorded seven hits on Dec. 26 vs. Anaheim... Tied his career-high and 2005-06 season total of five goals (64 games) in the team's 17th game...Recorded the game-winning power play goal at Florida on Oct. 31...**Playoffs:** Fourth in the league He and Schubert were the only two German defensemen in the League that participated in the Playoffs...Posted an assist in back-to-back games at Nashville in WCQF Game 2 and vs. Nashville in WCQF Game 3.

Career 2005-06: Established then-career highs in goals, assists, points and game-winning goals (two)...Scored the game-winning, overtime, playoff-clinching goal at Vancouver on April 12 in a 5-4 win...Posted a career-high plus-5 on March 21 at St. Louis...Fifth on the team in plus/minus (plus-10)...Finished T-3rd among team defensemen in points...Tied a Sharks franchise high with 10 shots on net against Nashville on March 11 (originally set by Viktor Kozlov on Oct. 1, 1997 vs. Edmonton)...Recorded assists in a career-high five consecutive games (1-5=6) from Feb. 6-28...**Olympics:** Registered two points in five games for Germany...**Playoffs:** T-8th among League defensemen in goals and T-9th in points and assists...Recorded two points (1-1=2) in Game Five of the WCSF vs. Edmonton on May 14...One of only 11 NHL defensemen to score a game-winning goal in the playoffs...Scored the game-winning goal (1-0=1) in Game One of the WCSF vs. Edmonton on May 7...Recorded at least one assist in three consecutive games (0-5=5) from April 23-27...Posted three assists in Game Three of the WCQF vs. Nashville on April 25...Earned first career playoff point with an assist in Game 2 of the WCQF at Nashville on April 23...**2004-05:** Scored two goals, including the game-winner in overtime, and tied a Cleveland (AHL) franchise high with 10 shots at Hamilton on Nov. 6...Led the Barons in scoring with seven points (3-4=7) during November...The Barons only mid-season All-Star selection, earning an assist for PlanetUSA at the 2005 Dodge AHL All-Star Game...Led the Barons, and all AHL defensemen, in shots on goal (237)...Led all Barons defensemen in goals, power play goals (seven), assists and points...Tied for Barons lead in games played...**Other:** Member of Team Germany's 2005 World Championships team...**2003-04:** Played for NHL YoungStars West team at NHL All-Star Weekend...Recorded goal, led team in ice time (16:12) and finished first overall in plus/minus (plus-4)...Recorded three points in four games (0-3=3) from Jan. 24-31...Scored first NHL goal (game-winner) and added assist on Nov. 26 vs. Chicago also tallying his first career multi-point game...Picked up first NHL point (assist) on Marleau's goal Nov. 15 vs. Toronto...Made NHL debut on Oct. 9 at Edmonton...**Playoffs:** T-4th among all AHL defensemen scorers...Second on team in scoring and assists, T-1st in PP goals (two)...Led Barons in shots (36)...**World Cup of Hockey:** Played in four games for Team Germany...**2002-03:** Appeared in all seven games for Team Germany at the World Championships and led all team defensemen and T-1st overall in shots (21)...Helped Germany to quarterfinal berth in tournament...Posted career highs in goals and points for Krefeld of the German Elite League...Tied career high in assists (17, previously set in 2001-02)...Second among team defensemen in scoring, led in goals and fifth in points...Led team in plus/minus (plus-14)...Appeared in Deutschland

NHL CAREER HIGHLIGHTS

First NHL game — Oct. 9, 2003 at Edmonton

First NHL goal — Nov. 26, 2003 vs. Chicago (Michael Leighton)

First NHL assist — Nov. 15, 2003 vs. Toronto

Most points, game — 3, March 27, 2007 vs. Los Angeles

Most goals, game — 1, 16 times, most recent, March 30, 2007 vs. Phoenix

Most assists, game — 3, March 27, 2007 vs. Los Angeles

Most consecutive games, point — 5, Feb.

6, 2006 vs. Calgary thru Feb. 28, 2006 vs. Detroit

Most consecutive games, goal — 2, 2 times,

most recent, Jan. 4, 2007 vs. Detroit thru Jan. 6, 2007 vs. Columbus

Most consecutive games, assist — 5, Feb.

6, 2006 vs. Calgary thru Feb. 28, 2006 vs. Detroit

Most consecutive games — 114, Feb. 2, 2006

vs. Minnesota thru April 7, 2007 vs. Vancouver (* intact entering 2007-08 season)

Best plus/minus — +5, March 21, 2006 at St. Louis

100th NHL game — April 9, 2005 vs. Dallas

Olympics — Team Germany (2002, 2006)

World Cup — Team Germany (2004)

World Championships — Team Germany (2003, 2005)

NHL YoungStars Game — 2004

Gordie Howe Hat Trick - Jan. 6, 2007 vs. Columbus

CAREER VS. NHL

TEAM	GP	G	A	PTS	PIM
ANA	18	2	3	5	10
ATL	3	0	1	1	2
BUF	2	0	1	1	2
CGY	10	1	1	2	4
CAR	2	0	1	1	2
CHI	9	1	3	4	4
COL	11	0	2	2	4
CBJ	9	2	5	7	15
DAL	17	0	6	6	12
DET	9	2	5	7	6
EDM	9	0	3	3	8
FLO	3	1	1	2	2
LA	14	2	4	6	12
MIN	10	0	4	4	8
MON	2	0	1	1	0
NAS	11	1	3	4	6
NJ	1	0	0	0	0
NYI	1	1	0	1	0
NYR	2	0	0	0	0
OTT	1	0	0	0	0
PHI	1	0	0	0	0
PHO	15	1	2	3	8
PIT	2	0	1	1	2
STL	10	0	2	2	2
TB	1	0	0	0	0
TOR	2	0	1	1	0
VAN	10	2	2	4	0
WAS	2	0	0	0	0
TOTAL	187	16	52	68	109



Cup and Swiss Cup...**Playoffs:** Helped club capture DEL Championship...Led team defensemen in points, fourth overall ...T-1st among team defensemen in goals (three)...**2001-02:** Led all defensemen in scoring at the Group 1 World Junior Tournament, helping Germany win and secure a berth in the following year's World Junior Championships...**Olympics:** Had eight penalty minutes for Team Germany, which reached the medal round...Youngest player to participate in the 2002 Winter Olympics...**2000-01:** Posted 14 points (3-11=14) in 58 games with Krefeld...**1999-00:** Registered a goal and six PIM in nine games with Krefeld.

Personal: "Iceman" got married to Farina on July 21 in Germany. They honeymooned on Mallorca, an island in the Mediterranean. The couple had dated for five years and became engaged last November...Favorites: Justin Timberlake (musician); "Wedding Crashers" (movie); "Entourage" (television show); Jessica Alba (actress); Will Ferrell (actor); New York Rangers (NHL team while growing up); Team Germany (soccer/other sports team); Aldo's (San Jose area restaurant); Maui (vacation spot); Tiger Woods and Roger Federer (professional athletes — "They're both so dominating in their sports"); ehrhoff.com (web site — his own, which debuted last winter); "A beer garden near my house" (hometown hangout); "Whatever my wife cooks. She's a great cook" (food)...Speaks German and English...Likes to watch movies, play golf and surf the Internet away from the ice...If he wasn't in hockey, he'd be doing something with cars...Hockey idol is Wayne Gretzky...Memorable Sharks/NHL moment: first NHL game...Always puts on his right side first...Wore No. 44 from 2003-06...Describes himself as helpful, dedicated and passionate...Three wishes: Stanley Cup times three...Non-sports idol is his father Achim, who successfully battled Hodgkin's Disease ("He's a strong person").

CAREER STATISTICS

PLAYOFFS

Season	Club	League	GP	G	A	PTS	PIM	GP	G	A	PTS	PIM
1999-00	Krefeld	Germany	9	1	0	1	6	3	0	0	0	0
2000-01	Krefeld	Germany	58	3	11	14	73	-	-	-	-	-
2001-02	Krefeld	Germany	46	7	17	24	81	3	0	0	0	0
	Germany	WJC, Div. 1	5	3	7	10	10	-	-	-	-	-
	Germany	Olympics	7	0	0	0	8	-	-	-	-	-
2002-03	Krefeld	Germany	48	10	17	27	54	14	3	6	9	24
	Germany	World Champ.	7	0	0	0	8	-	-	-	-	-
2003-04	San Jose	NHL	41	1	11	12	14	-	-	-	-	-
	Cleveland	AHL	27	4	10	14	43	9	2	6	8	11
	Germany	World Cup	4	0	0	0	2	-	-	-	-	-
2004-05	Cleveland	AHL	79	12	23	35	103	-	-	-	-	-
	Germany	World Champ.	6	0	1	1	4	-	-	-	-	-
2005-06	San Jose	NHL	64	5	18	23	32	11	2	6	8	18
	Germany	Olympics	5	1	1	2	4	-	-	-	-	-
2006-07	San Jose	NHL	82	10	23	33	63	11	0	2	2	6
	Sharks/NHL Totals		187	16	52	68	109	22	2	8	10	24

Selected by San Jose in the 2001 NHL Entry Draft (4th round, 106th overall).

Marcel Goc

(GAHTCH)

Shoots: Left 6-foot-1, 200 pounds

Born: 8/24/83 in Calw, Germany

Hometown: Calw, Germany

Selected by San Jose in the 2001 NHL Entry Draft (1st round, 20th overall)



11

CENTER

PLAYERS

2006-07: Won 63.9 percent (106/166) of his faceoffs in the last 16 games, including all eight vs. Vancouver on March 9... Second on team in takeaways (37)...Led team and T-14th in the League in faceoff percentage (55.2) among players with at least 500 faceoffs...Eighth on the team in hits (81)...One of only eight German skaters to play in the NHL in 2006-07... Tied career high in single-game points/assists (two assists) at Anaheim on April 4 and won 14 out of 18 faceoffs...Scored the first goal, shorthanded, vs. Chicago on Feb. 3...Won 7 out of 8 faceoffs, posted three shots and three hits and was whistled for two roughing minors at Vancouver on Jan. 28...Returned to the lineup after missing three games due to a back injury at Edmonton on Jan. 26...Scored goal vs. Calgary on Dec. 23... Posted a career-high plus-3 with an assist on Nov. 9 at Los Angeles...Scored first goal of the season Oct. 23 at Columbus... Earned first assist in season opener vs. St. Louis on Oct. 7... **Playoffs:** Fourth in the League with a 58.5 faceoff percentage... Second among team forwards in blocked shots (nine)...Scored goals in back-to-back games from May 2-5...Earned his first point with an assist on April 20 at Nashville WCQF Game 5.

Career 2005-06: Third among Sharks forwards in blocked shots (35)...Snapped a 50-game goal scoring drought by scoring the game-winning goal at Colorado on April 5...Posted two assists, including one on the game-winner, March 19 vs. Colorado... Netted game-winning goal in a 1-0 overtime victory at Anaheim on Nov. 4...Scored first NHL regular season goal and was unsuccessful on first career penalty shot against Marty Turco at Dallas on Oct. 26 in a 5-4 overtime win...Recorded his first NHL assist and multi-point game (0-2=2) at Chicago on Oct. 7...Appeared in his first NHL regular season game at Nashville on Oct. 5...**Olympics:** Registered one goal, the game-tying goal vs. Italy, in five games...**Playoffs:** Won 72 percent of his faceoffs...Led all Sharks forwards in shorthanded time on ice (3:14) in Game One of the WCSF vs. Edmonton on May 7...Registered assist on Mark Smith's series opening goal in Game One of WCQF at Nashville on April 21...**2004-05:** Led Cleveland (AHL) in assists (19) and points (25) on the road...Led the Barons in power play assists (16)...Three short-handed goals tied a Barons franchise record for short-handed goals in a season (Mike Craig, 2001-02)...**Other:** Played for Team Germany at 2005 World Championships...**2003-04:** T-16th in AHL among rookie scorers (37 points), T-1st in GW goals (five), fourth in shots (105)...Scored first professional goal and added three assists on Dec. 13 vs. Manitoba...**Playoffs:** Recalled to San Jose on April 9...Picked up assist on Smith's game-winning, series-clinching goal in Game 5 of WCQF vs. St. Louis — his first NHL game...Scored the game-winning and series-clinching goal at Colorado in Game 6 of the WCSF — his second NHL game...**World Cup of Hockey:** Had an assist in three games for Team Germany...**2002-03:** Tallied three points (T-4th on team) in seven games for Team Germany at the World Championships, helping country to quarterfinals...First on Germany in faceoff percentage (60 percent)...Helped Adler Mannheim to German Cup Championship win over Koelner Haie on Feb. 18...Played for Team Germany at the League All-Star Game and Swiss Cup...Posted three points (1-2=3) for Team Germany at the World Junior Championships...**2001-02:** Second on Team Germany in points, T-1st on team in goals in five games at the Group 1 World Junior Tournament, helping Germany win and secure a berth in the following year's World Junior Championships...Named to German Olympic Team, but did not play...Posted 17 points in 45 games for Schwennigen...**2000-01:** Highest ever German national player selected in the NHL Entry Draft (previous was ex-Sharks forward Marco Sturm, 21st overall in 1996)...Scored 41 points in 58 games with Schwennigen of Germany's top league...Led team in assists and ranked third in scoring...Competed for Team Germany at the World Junior Championships...Competed for Team Germany at the Under-18 World Championships, leading the team in scoring... **1999-00:** Posted three assists in 51 games for Schwennigen in Germany's top league

NHL CAREER HIGHLIGHTS

First NHL game — Oct. 5, 2005 at Nashville
First NHL goal — Oct. 26, 2005 at Dallas (Marty Turco)
First NHL assist — Oct. 7, 2005 at Chicago
Most points, game — 2, 3 times, most recent, April 4, 2007 at Anaheim
Most goals, game — 1, 13 times, most recent, Feb. 3, 2007 vs. Chicago
Most assists, game — 2, 3 times, most recent, April 4, 2007 at Anaheim
Most consecutive games, point — 3, 2 times, most recent, Nov. 23, 2005 at Calgary thru Nov. 26, 2005 vs. Detroit
Most consecutive games, goal — 3, Nov. 2, 2005 vs. Nashville thru Nov. 5, 2005 vs. Minnesota
Most consecutive games, assist — 2, Jan. 5, 2006 vs. Columbus thru Jan. 7, 2006 vs. Los Angeles
Most consecutive games played — 74, Feb. 8, 2006 vs. Chicago thru Jan. 13, 2007 at Phoenix
Best plus/minus — +3, Nov. 9, 2006 at Los Angeles
Olympics — Team Germany (2002-DNP, 2006)
World Championships — Team Germany (2003, 2005)
World Cup — Team Germany (2004)

CAREER VS. NHL

TEAM	GP	G	A	PTS	PIM
ANA	16	1	2	3	2
ATL	2	0	0	0	0
BOS	1	0	0	0	0
BUF	1	0	0	0	4
CGY	7	1	1	2	0
CAR	2	0	0	0	0
CHI	8	1	3	4	2
COL	7	1	2	3	0
CBJ	8	1	1	2	0
DAL	16	1	3	4	6
DET	8	1	1	2	6
EDM	8	1	0	1	0
FLO	2	0	0	0	0
LA	15	1	2	3	2
MIN	8	1	1	2	8
MON	1	0	0	0	0
NAS	8	1	0	1	2
NJ	1	0	0	0	0
NYI	1	0	0	0	0
NYR	1	0	0	0	0
OTT	1	0	0	0	0
PHI	1	0	1	1	0
PHO	15	0	0	0	6
PIT	1	0	0	0	0
STL	7	0	2	2	2
TB	2	0	1	1	2
TOR	1	0	0	0	0
VAN	8	2	1	3	4
WAS	2	0	1	1	0
TOTAL	159	13	22	35	46

as a 16-year old...Competed for Team Germany at the World Junior Championships.

Personal: "Gocher" and "Fuzzy" is married to Suzanne...Favorites: "Old School" and "The Shawshank Redemption" (movies); "King of Queens" and "24" (television shows); Jessica Biel and Nicolas Cage (actress and actor); San Jose Sharks (NHL team); Blowfish Sushi to Die For and Aldo's (San Jose area restaurants); Austria (vacation spot); www.marcelgoc.de (web site — his own); Spaetzle and gravy and sushi (foods); Tiger Woods (professional athlete)...Speaks English and German...Likes to play golf, soccer and tennis...Wore No. 57 when he made his debut during the 2003-04 Stanley Cup Playoffs...If he wasn't in hockey, he'd be a soccer player...Hockey idols are Wayne Gretzky and current teammate Craig Rivet...Pet peeve is arrogance...Memorable Sharks/NHL moments: being drafted and scoring first goal.



CAREER STATISTICS

PLAYOFFS

Season	Club	League	GP	G	A	PTS	PIM	GP	G	A	PTS	PIM
1999-00	Schwennigen	Germany	51	0	3	3	4	-	-	-	-	-
2000-01	Schwennigen	Germany	58	13	28	41	12	-	-	-	-	-
2001-02	Schwennigen	Germany	45	8	9	17	24	-	-	-	-	-
	Mannheim	Germany	8	0	2	2	0	-	-	-	-	-
2002-03	Germany	WJC, Div. 1	5	2	4	6	2	-	-	-	-	-
	Adler Mannheim	Germany	36	6	14	20	16	8	1	2	3	0
	Germany	World Jrs.	6	1	2	3	2	-	-	-	-	-
2003-04	Germany	World Champ.	7	1	2	3	0	-	-	-	-	-
	San Jose	NHL	-	-	-	-	-	5	1	1	2	4
2004-05	Cleveland	AHL	78	16	21	37	24	-	-	-	-	-
	Germany	World Cup	3	0	1	1	4	-	-	-	-	-
2005-06	Cleveland	AHL	76	16	34	50	28	-	-	-	-	-
	Germany	World Champ.	6	2	0	2	0	-	-	-	-	-
2006-07	San Jose	NHL	81	8	14	22	22	11	0	3	3	0
	Germany	Olympics	5	1	0	1	0	-	-	-	-	-
2006-07	San Jose	NHL	78	5	8	13	24	11	2	1	3	4
	Sharks/NHL Totals		159	13	22	35	46	27	3	5	8	8

Selected by San Jose in the 2001 NHL Entry Draft (1st round, 20th overall).

Mike Grier

Shoots: Right 6-foot-1, 225 pounds
Born: 1/5/75 in Detroit, Michigan
Hometown: Boston, Massachusetts

Signed by San Jose as a free agent on July 3, 2006.



25

RIGHT WING

PLAYERS


2006-07: T-10th in the NHL, led team with three shorthanded goals (which tied his career high established in 1999-00 and 2000-01)...Sixth among League forwards in blocked shots (70)...Recorded at least one point in four consecutive games (1-4=5) from March 30 through April 5...Scored his 15th goal of the season vs. Chicago on March 13, the most since posting 15 with Washington in 2002-03...Missed March 16 game vs. Columbus due to the birth of his first daughter and second child, Brooklyn Kendall...Registered his third multi-point game of the season (1-1=2) and earned the game's second star against his former team at Edmonton on Jan. 26...Surpassed his goal total of seven from last season...Matched a career-high by posting three points (2-1=3) in a game for the ninth time on Jan. 4 vs. Detroit... Unsuccessful on penalty shot vs. Colorado's Jose Theodore on Dec. 7...Recorded one point in three consecutive games (2-1=3) from Nov. 2-7...Posted first multi-point game of the season (1-1=2) at Tampa Bay on Oct. 29...Scored his first goal of the season at Vancouver on Oct. 13...**Playoffs:** When San Jose was eliminated, was T-3rd in the League in PIM (27)... Scored second goal on April 26 at Detroit in WCSF Game 1... Named Game 4's No. 3 Star with a team-high five shots on April 18 vs. Nashville in WCQF...Named Game 3's No. 1 Star by posting seven shots on net, four hits and two takeaways in just 13:08 on April 16 vs. Nashville in WCQF...Accumulated 17 PIM on April 13 at Nashville in WCQF Game 2, including a fighting major against Scott Hartnell...Scored goal and assisted on GW goal in 2 OT on April 11 at Nashville in WCQF Game 1.

Career 2005-06: Set career high and finished T-4th on the Sabres with four game-winning goals...Matched his career high with three points on March 9 vs. Tampa Bay and Jan. 14 vs. Los Angeles...First goal of the season was game winner vs. Boston on Oct. 7...**Playoffs:** Set Sabres record by scoring 35 seconds into Game 1 of ECFSF at Ottawa on May 5...Had four points (1-3=4) and was a plus-4 at Philadelphia in Game 6 of ECQF on May 2...**2004-05:** Did not play...**2003-04:** Made Buffalo debut at Washington on March 10 and tied a career high with three points (1-2=3)...Appeared in 600th NHL game vs. Boston on March 11...Scored goal (100th) and an assist at Carolina on Jan. 29...**2002-03:** One of only five players to appear in all 82 games for Washington...T-1st on Caps in SHGs (two) and T-7th in goals...Marked fifth consecutive season with two-or-more SHGs...Appeared in 500th NHL game vs. St. Louis on Jan. 28...Recorded 200th NHL point, an assist, vs. New Jersey on Dec. 27...Tied career high with three points on two goals, including SHG and GWG, and assist at Phoenix on Dec. 13...Tallied first Capitals goal at Columbus on Nov. 5...**2001-02:** One of five Edmonton players to appear in all 82 games...Ranked second on the team in SH points (four)...Led team forwards and ranked third in hits (136)...Set career high in GWGs (three)...**Milestones:** 100th NHL assist (vs. San Jose on March 20), 400th NHL game (vs. Tampa Bay on Dec. 14)...**2000-01:** Tied a career high in goals and SHGs (three) and set career high in plus/minus rating (plus-11)...Third on the team in goals, fifth in plus/minus rating and sixth in points...Second on team and sixth in NHL in SH points (six)...Tied for second on team in SHGs...Appeared in 300th NHL game vs. Toronto on Oct. 9...**Playoffs:** Held scoreless in six games...**1999-00:** Tied career high and led team with three SHGs (11th in NHL)...Led team in SH points (18th in NHL)...Missed last 12 games of regular season and team's five playoff games with muscle tear in arm suffered at Atlanta on March 13...Set career high with 20 PIM at Los Angeles on Dec. 30...Recorded 100th NHL point with GWG at N.Y. Islanders on Dec. 14...**1998-99:** One of three Edmonton players to appear in all 82 games, setting a career high...Ranked third on the team in goals and points...Tied for team lead in SHGs (two) and tied for fifth in assists...Set career highs in goals, assists, points and shots...Set career high by recording points in five consecutive games from Oct. 21-Nov. 2 (3-3=6)...Set career high with three assists at San Jose on April 12...Recorded first career hat trick vs. Vancouver on March 20... Appeared in 200th NHL game at Anaheim on Feb. 17...Tallied first career SHG vs. Dallas on Dec. 6...**1997-98:** Appeared in 100th

NHL CAREER HIGHLIGHTS

First NHL game — Oct. 4, 1996 vs. Buffalo (with Edmonton)
First NHL goal — Oct. 26 vs. Colorado (with Edmonton)
First NHL assist — Oct. 20, 1996 at Calgary (with Edmonton)
Most points, game — 3, 9 times, most recent, Jan. 4, 2007 vs. Detroit (with San Jose)
Most goals, game — 3, 3/20/99 vs. Vancouver (with Edmonton)
Most assists, game — 3, 4 times, most recent, March 9, 2006 vs. Tampa Bay (with Buffalo)
Most consecutive games, point — 5, Oct. 21-Nov. 2, 1998 (with Edmonton)
Most consecutive games, goal — 3, 4 times, Nov. 19-23, 2002 (with Washington)
Most consecutive games, assist — 3, 5 times, March 30, 2007 thru April 4 at Anaheim (with San Jose)
500th NHL Game — Jan. 28, 2003 vs. St. Louis (with Washington)
600th NHL Game — March 25, 2006 vs. Boston (with Buffalo)
200th NHL Point — Dec. 27, 2002 vs. New Jersey (with Washington)
Most consecutive games — 212, Dec. 27, 2000 thru Oct. 13, 2003 (with Edmonton/Washington)

CAREER VS. NHL					WITH SAN JOSE					
TEAM	GP	G	A	PTS	PIM	GP	G	A	PTS	PIM
ANA	37	6	2	8	16	8	1	1	2	2
ATL	18	5	5	10	0	1	0	0	0	0
BOS	26	3	7	10	18	-----	-----	-----	-----	-----
BUF	17	3	5	8	18	-----	-----	-----	-----	-----
CGY	37	11	7	18	22	4	2	1	3	0
CAR	26	5	5	10	15	1	0	1	1	0
CHI	26	6	8	14	11	4	1	0	1	0
COL	36	5	9	14	11	4	0	0	0	0
CBJ	15	2	5	7	2	3	0	0	0	0
DAL	34	4	4	8	31	8	1	2	3	11
DET	27	2	5	7	28	4	2	2	4	4
EDM	7	1	1	2	0	4	1	1	2	0
FLA	27	3	3	6	26	1	0	0	0	0
LA	37	6	9	15	28	8	1	2	3	2
MIN	18	6	4	10	4	4	1	0	1	0
MTL	29	3	8	11	18	-----	-----	-----	-----	-----
NSH	21	6	3	9	10	4	0	0	0	4
NJ	22	4	6	10	10	1	1	0	1	0
NYI	21	2	2	4	8	1	0	0	0	2
NYR	21	3	4	7	8	1	0	1	1	0
OTT	25	2	4	6	4	-----	-----	-----	-----	-----
PHI	22	4	2	6	4	1	1	0	1	0
PHO	34	6	13	19	16	8	0	3	3	14
PIT	22	4	7	11	12	1	1	0	1	4
SJ	28	3	10	13	32	-----	-----	-----	-----	-----
STL	28	5	5	10	4	4	1	1	2	0
TB	27	4	11	15	28	1	1	1	2	0
TOR	36	5	7	12	28	-----	-----	-----	-----	-----
VAN	35	6	6	12	21	4	1	0	1	0
WAS	15	3	5	8	2	1	0	1	1	0
TOTAL	774	128	172	300	435	81	16	17	33	43



NHL game at Dallas on Nov. 19...Missed 13 games (Nov. 20-Dec. 17) with knee injury...**Playoffs:** T-7th on team in points...Recorded two goals, including game-winner in Game 5 of the WCQF vs. Colorado on April 30.

Personal: "Griesie" is married (Anne) and has two children (Jayden and Brooklyn)...Has a dog (Rocky)...Favorites: Jay-Z and Kanye West (musicians); "Silence of the Lambs" (movie); "Seinfeld" (television show); Russell Crowe and Halle Berry (actor and actress); Edmonton Oilers (NHL team other than the Sharks); University of Florida Gators (professional/college team); Aldo's (San Jose area restaurant); Maui (vacation spot); Michael Jordan (professional athlete — "He's a great competitor"); espn.com (web site); chicken parmesan (food); T. Anthony's Pizzeria (hometown hangout)...Likes to relax and listen to music away from the ice...If he wasn't in hockey, he'd be doing something in football (father, Bobby, is a veteran NFL executive who's associate director of scouting for the Houston Texans and his brother, Chris, who's director of college scouting for the Miami Dolphins)...Memorable NHL moment: winning Game Seven of the 1997 Western Conference Quarterfinals over Dallas (in his rookie year with Edmonton)...Hockey idols are Cam Neely and Mark Messier...Hates people who talk too much...Calls himself laid back...Best part about growing up in Boston: good sports town...Would've like to have met Martin Luther King Jr. ("A great man")...Three wishes: good health, good health for family and the Stanley Cup...Non-sports idol is his father ("He made a lot of sacrifices for us").

CAREER STATISTICS						PLAYOFFS						
Season	Club	League	GP	G	A	PTS	PIM	GP	G	A	PTS	PIM
1993-94	Boston U.	Hockey East	39	9	9	18	56	-	-	-	-	-
1994-95	Boston U.	Hockey East	37	29	26	55	85	-	-	-	-	-
1995-96	Boston U.	Hockey East	38	21	25	46	82	-	-	-	-	-
1996-97	Edmonton	NHL	79	15	17	32	45	12	3	1	4	4
1997-98	Edmonton	NHL	66	9	6	15	73	12	2	2	4	13
1998-99	Edmonton	NHL	82	20	24	44	54	4	1	1	2	6
1999-00	Edmonton	NHL	65	9	22	31	68	-	-	-	-	-
2000-01	Edmonton	NHL	74	20	16	36	20	6	0	0	0	8
2001-02	Edmonton	NHL	82	8	17	25	32	-	-	-	-	-
2002-03	Washington	NHL	82	15	17	32	36	6	1	1	2	2
2003-04	Washington	NHL	68	8	12	20	32	-	-	-	-	-
	Buffalo	NHL	14	1	8	9	4	-	-	-	-	-
2005-06	Buffalo	NHL	81	7	16	23	28	18	3	5	8	2
2006-07	San Jose	NHL	81	16	17	33	43	11	2	2	4	27
	San Jose Totals	NHL	81	16	17	33	43	11	2	2	4	27
	NHL Totals		693	121	156	277	407	69	12	12	24	62

Selected by St. Louis as their seventh choice (219th overall) in the 1993 NHL Entry Draft. Rights traded to Edmonton by St. Louis with Curtis Joseph for St. Louis' first round choices in 1996 and 1997 NHL Entry Drafts on Aug. 4, 1995. Traded to Washington by Edmonton for Washington's second round choice in 2003 NHL Entry Draft and Vancouver's third round choice in 2003 Entry Draft, Oct. 7, 2002. Traded to Buffalo by Washington for Jakub Klepsis on March 9, 2004. **Signed by San Jose as a free agent on July 3, 2006.**

Patrick Marleau

Shoots: Left 6-foot-2, 220 pounds
Born: 9/15/79 in Aneroid, Saskatchewan
Hometown: San Jose, California

Selected by San Jose in the 1997 NHL Entry Draft (1st round, 2nd overall).



12

CENTER

PLAYERS

2006-07: Team Captain set franchise all-time records for games played, goals, assists and points... Posted 42 points (16-26=42) in his last 38 games... Sharks were 19-2-0 when he posted a multi-point game... Second on team in points and third in goals... T-19th in the NHL in PP goals (14), T-4th in game-winning goals (nine), T-16th in PP points (37)... Played his 700th NHL game at Calgary on Feb. 24, becoming the eighth youngest player in NHL history to reach that mark (27 years, 162 days). Had it not been for the lockout, he would have been the youngest player in NHL history to accomplish the feat... Became the first Sharks player (since accomplished by Cheechoo) to record back-to-back 30-goal seasons (career high 34 in 2005-06)... Missed game at Washington on Feb. 21 due to food poisoning... Snapped his 172 consecutive games played streak on Feb. 16 at Columbus due to an upper body injury. Streak is sixth on the Sharks all-time list... *The San Jose Mercury News* "2006 South Bay Sports Person of the Year"... Selected to the Western Conference All-Star Team and scored the fourth goal for the West against New Jersey's Martin Brodeur... Narrowly missed winning the Fastest Skater Competition in the SuperSkills event, posting a laptime of 14.08... Named the Seagate Technology "Sharks Player of the Month" for January by appearing in all 11 games for the Sharks and leading the team in points (20)... Earned first fighting major since Jan. 4, 2003 on Jan. 13 at Phoenix... Named *The Hockey News* Player of the Week" by posting seven points in two games during the week of Jan. 1-7... Became the franchise leader in goals when he broke Owen Nolan's goals mark (207) with his 20th goal at Los Angeles on Jan. 11... Surpassed Nolan's all-time points mark (451) with four (1-3=4) vs. Detroit on Jan. 4... Recorded his 246th career assist on Dec. 31 at Dallas surpassing Nolan's franchise record for assists (245)... Set a franchise record for games played, playing in his 672nd, surpassing Mike Rathje on Dec. 12 at Los Angeles... Recorded his 200th goal on Nov. 22 vs. Los Angeles, one of only two Sharks to accomplish the feat (Nolan)... Recorded at least one point in six consecutive games (6-5=11) Nov. 7-18... Scored game-winning power play goal at Colorado on Nov. 15 (1-1=2)... Recorded second hat trick on Nov. 9 at Los Angeles... **Playoffs:** Surpassed the Sharks franchise record for career postseason games (Rathje — 71) appearing in his 72nd in Game 5 of the WCSF at Detroit on May 5... Scored the game-tying and game-winning goals in the series clinching Game 5 at Nashville on April 20... Posted his first goal of the series vs. Nashville in WCQF Game 3... Posted two assists on April 11 at Nashville in WCQF Game 1, including setting up the game-winner in 2 OT.

NHL CAREER HIGHLIGHTS

First NHL game — Oct. 1, 1997 vs. Edmonton
First NHL goal — Oct. 19, 1997 at Phoenix (Nikolai Khabibulin)
First NHL assist — Oct. 11, 1997 vs. Boston
Most points, game — 4, 3 times, most recent, Jan. 26, 2007 at Edmonton
Most goals, game — 3, 2 times, most recent, Nov. 9, 2006 at Los Angeles
Most assists, game — 4, Feb. 10, 2006 vs. Dallas
Most consecutive games, point — 9, Nov. 6-26, 2003
Most consecutive games, goal — 6, 2 times, most recent, Nov. 11-21, 2003
Most consecutive games, assist — 7, Dec. 2-18, 2005
Most consecutive games played — 181, Dec. 8, 2001 at Vancouver thru Jan. 15, 2004 vs. Vancouver
Best plus/minus — +4, Dec. 4, 2000 at Calgary
400th NHL game — Oct. 19, 2002 vs. Colorado
500th NHL game — Nov. 26, 2003 vs. Chicago
600th NHL game — Jan. 14, 2006 at Montreal
700th NHL game — Feb. 24, 2007 at Calgary
100th NHL goal — Nov. 13, 2002 at Atlanta
200th NHL goal — Nov. 22, 2006 vs. Los Angeles
100th NHL assist — Dec. 11, 2001 vs. Edmonton
200th NHL assist — Dec. 18, 2005 at Anaheim
300th NHL point — Jan. 10, 2004 vs. Atlanta
400th NHL point — March 3, 2006 at Edmonton
NHL hat tricks — 2, April 6, 2002 vs. Detroit; Nov. 9, 2006 at Los Angeles
NHL Offensive Player of the Week — Nov. 30 - Dec. 4, 2005; Feb. 5-11, 2006
Seagate Technology "Sharks Player of the Year" — 2003-04
Seagate Technology "Sharks Player of the Month" — Jan. 2007, Nov. 2005, Dec. 2003 (co-winner), Nov. 2002
PlayStation "Sharks Rookie of the Year" — Co-winner 1997-98
PlayStation "Three Stars of the Game" Award — 2003-04
"Sharks Iron Man Award" — Co-winner 1999-00
NHL All-Star Game — 2007, 2004
World Cup — Team Canada (2004, DNP)
World Championships — Team Canada (1999, 2001, 2003, 2005)

CAREER VS. NHL

TEAM	GP	G	A	PTS	PIM
ANA	54	12	16	28	24
ATL	10	7	7	14	9
BOS	12	3	6	9	0
BUF	11	2	5	7	2
CGY	35	10	16	26	12
CAR	13	4	7	11	2
CHI	36	12	14	26	27
COL	35	7	10	17	7
CBJ	23	6	11	17	4
DAL	52	12	17	29	22
DET	35	14	18	32	10
EDM	37	16	12	28	26
FLO	14	5	7	12	4
LA	52	19	28	47	12
MIN	24	7	3	10	14
MON	11	4	3	7	6
NAS	30	11	16	27	2
NJ	12	4	2	6	2
NYI	13	1	4	5	4
NYR	12	6	2	8	0
OTT	10	3	5	8	2
PHI	13	4	4	8	2
PHO	51	14	20	34	17
PIT	12	5	5	10	0
STL	37	5	10	15	10
TB	14	8	5	13	4
TOR	11	3	5	8	2
VAN	36	12	8	20	22
WAS	12	3	6	9	4
TOTAL	717	219	272	491	252

Career 2005-06: Established new single-season career highs for goals, assists, points (19th in NHL) and power play goals (20 — seventh)...44 power play points (20-24=44) ranked 13th in the NHL...Third on the Sharks in points and ice time for a forward (19:55)... Also third on the team with 22 multi-point games (Sharks were 19-3-0 in these games)...Tallied his 29th goal on March 13 against Los Angeles to set a career high...Named NHL Offensive Player of the Week for Feb. 11...Set a career-high and tied a franchise record by recording four assists against Dallas on Feb. 10...Set a career high with a seven-game assist streak (3-13=16, Dec. 2-18)...Set a Sharks franchise record for points by an individual player in a four-game span with 12 (2-10=12) from Dec. 2 at Buffalo through Dec. 8 vs. Florida (matched by Joe Thornton)...Named NHL Offensive Player of the Week, registering an NHL-high six points (1-5=6) in three games, for the week ending Dec. 4...Named Seagate "Sharks Player of the Month" for November after scoring eight points (4-4=8) in 12 games...Set a Sharks franchise record by converting his second career penalty shot in his franchise-tying third career attempt against St. Louis' Patrick Lalime on Oct. 8...**Playoffs:** Led NHL in goals, T-1st in PP goals (four) and GWG (two), and T-3rd in points (9-4=13) when San Jose was eliminated in the WCSF...Notched an assist on Joe Thornton's game-winning goal in Game Two of the WCSF vs. Edmonton on May 8...Registered at least one goal in five consecutive games (8-2=10) from April 23-May 7...His seven goals and four power play goals in the WCQF are both franchise records in a single postseason series...Led all NHL skaters during the CQF in goals (seven) and was T-1st in power play goals (four) and game-winning goals (two)...Scored the series-clinching goal in Game Five of the WCQF at Nashville on April 30...Registered his third career hat trick, including the game-winning goal, in Game Four of the WCQF vs. Nashville on April 27, making him the franchise's all-time postseason scoring leader...**2004-05:** Selected to play for gold medal-winning Team Canada at the 2004 World Cup of Hockey (DNP) and the silver medal-winning team at the 2005 World Championships...Invited to Team Canada's Development Camp for the 2006 Winter Olympics...**2003-04:** Led Sharks in scoring...Also tied then-career highs with 28 goals (shared team lead with Cheechoo) and 29 assists...Recipient of the Seagate Technology "Sharks Player of the Year" Award and PlayStation "Three Stars of the Game" Award...Played 15:11 at All-Star Game...As part of the rotating captaincy plan, was named captain for the remainder of the season on Jan. 5...Named alternate captain for fourth 10-game segment (Dec. 17-Jan. 3)...Had consecutive games played streak snapped at 181, missing Jan. 17 at Colorado (ankle), the third longest streak in franchise history...Surpassed 300 NHL points on Jan. 10 vs. Atlanta with a goal (300) and assist (301)...Posted a career high 9-game point streak (4-6=10) Nov. 6-26...Played in his 500th NHL game on Nov. 26 vs. Chicago...**Playoffs:** T-14th NHL in scoring and T-3rd in PP goals (four — led Sharks)...First on team with eight goals, second with 12 points...Posted hat tricks in Game Two of WCQF vs. St. Louis on April 10 and Game One of WQSF vs. Colorado on April 22... **2002-03:** Helped Team Canada win gold medal at the 2003 IIHF Men's World Championships...First on Canada in plus/minus, third among tournament players (plus-11)...T-1st on Sharks



in goals, third in assists and in points...Led team in total faceoffs taken (1,403), third on team in power play assists (14) and in power play points (8-14=22)...T-1st on team in shorthanded goals (one) and in shorthanded points (1-0=1)...T-1st on team in game-tying goals (one)...Third among team forwards in ice time (18:31)...Fourth on team in shots (172)...Led Sharks in shooting percentage (16 percent)...Third on team in multi-point games (11)...One of six Sharks to appear in all 82 games...Cracked 20-goal plateau for fourth time on Jan. 30 vs. Anaheim...Tallied first career shorthanded goal Dec. 6 vs. Columbus... Named Seagate Technology "Sharks Player of the Month" for November after leading the team in goals and points (9-5=14) in 14 games...Scored his 100th NHL goal Nov. 13 at Atlanta...Scored penalty shot goal Nov. 11 vs. Dan Blackburn of the N.Y. Rangers...Appeared in 400th NHL game Oct. 19 vs. Colorado, becoming the youngest active NHL player (23 years, 34 days) to achieve the feat and the youngest player since Bob Carpenter played in his 400th on April 6, 1986 (22 years, 268 days old)...**2001-02:** Posted 16 points (10-6=16) in his last 10 games, March 26-April 13...T-4th on team in goals...T-2nd on team in shooting percentage (17 percent) and in game-winning goals (five)...Cracked 20-goal plateau for third time on April 8 at Minnesota...Tallied first career hat trick, including game-winning goal, April 6 vs. Detroit...**Playoffs:** Posted points in nine of 12 playoff games...Led team in shooting percentage (29 percent), goals, game-winning goals (three) and points...Posted points (6-4=10) in first eight playoff games, setting Sharks record for playoff point streak...Tallied game-winning power play goal in Game Three of WCSF vs. Colorado on May 6...Assisted on Adam Graves' game-winning series-clinching goal in Game Five of WCQF at St. Louis April 19...Scored Sharks lone goal in Game One of WCQF at St. Louis April 12...**1999-00:** Co-recipient of the "Sharks Iron Man Award"...Recorded seven multi-point games...Collected his first "Gordie Howe Hat Trick" Dec. 10 vs. Atlanta (goal, assist and fighting major penalty)...**1998-99:** Represented Canada at the World Championships...Led Sharks in shooting percentage (15.67 percent), second in GWG (fourth) and faceoffs won (487), third in points and T-3rd in plus/minus (plus-10)...**Playoffs:** Posted first career points in Stanley Cup Playoffs (1-1=2) in Game Four of WCQF on April 30 at Colorado...**1997-98:** Co-winner of the PlayStation "Sharks Rookie of the Year Award," along with Marco Sturm and Andrei Zyuzin...Named runner-up for NHL Rookie of the Month for March after scoring nine points (2-7=9) in 15 games...Was the youngest player in the NHL, finishing season at 18 years, seven months...T-5th among NHL rookies in goal scoring, second in shooting percentage (14.4 percent), third in points and fourth in scoring...Posted first career GWG Feb. 4 at Edmonton...Posted first 2-goal game of career Nov. 24 vs. Anaheim...Registered first NHL goal Oct. 19 at Phoenix, making him the second youngest player to score a regular season NHL goal since the end of World War II (according to Elias Sports Bureau, youngest was Chicago's Grant Mulvey, 18 years, 1 month and 2 days on Oct. 19, 1974)...Other NHL firsts: point (assist, Oct. 11 vs. Boston) and game (Oct. 1 vs. Edmonton)...Scored first preseason goal Sept. 14 vs. Los Angeles in San Diego, the day before he turned 18...**Playoffs:** Youngest active player during Stanley Cup Playoffs...**1996-97:** Youngest player drafted in 1997 NHL Entry Draft at 17 years, 9 months, 6 days...Named 1997 Western Hockey League Western Conference Player of the Year...WHL's third leading scorer...Ranked fourth in league in goals and assists...Named to WHL Western Conference First All-Star Team...Led WHL in SHG (nine).

Personal: "Patty" is married (Christina) and has a son (Landon)...The family also has a dog (Daisy)...Favorites: Nickelback and New Kids on the Block (musicians); "For The Love of the Game" and "Borat: Cultural Learnings of America for Make Benefit Glorious Nation of Kazakhstan" (movies); "Grey's Anatomy" and "Big Brother" (television shows); Kevin Costner and Jessica Biel (actor/actress); San Francisco Giants (professional sports team); Aldo's and La Fondue (San Jose area restaurants); Maui and Paris (vacation spots); Lance Armstrong (professional athlete — "For his perseverance"); yahoo.com and tsn.ca (web sites); Christina's cooking (food); Pittsburgh Penguins (NHL team while growing up); home (hometown hangout in Aneroid)...Hockey idol is Mario Lemieux...Away from the ice, likes to play golf and hang out with his son...Wore No. 14 from 1997-98 until 2001-02...Has a foundation with former NHLer Trent McCleary (The Trent McCleary-Patrick Marleau Sport and Recreation Foundation, www.mcclearymarleaufoundation.com). The foundation financially helps children between the ages of six and 18 reach their full athletic potential...Also involved with the Humane Society...Is the ninth captain in Sharks history...Memorable Sharks moments: being drafted and the 2004 Western Conference Finals...Calls himself hard working, dedicated and loyal...Hates loud eaters and bad drivers...Would like to have met his grandfather...Three wishes: healthy family, happiness and winning the Stanley Cup...Served as the grand marshal at the 2007 San Jose Grand Prix...Non-sports idol is Jesus Christ.

MARLEAU ALL-TIME ON THE SHARKS LEADER BOARD

(entering the 2007-08 season)

GAMES PLAYED

RK	PLAYER	GP
1	Patrick Marleau	717
2	Mike Rathje	671
3	Owen Nolan	568
4	Marco Sturm	553

ASSISTS

RK	PLAYER	A
1	Patrick Marleau	272
2	Owen Nolan	245
3	Jeff Friesen	201
4	Vincent Damphousse	197

POWER-PLAY GOALS

RK	PLAYER	PPG
1	Owen Nolan	75
2	Patrick Marleau	67
3	Jonathan Cheechoo	47
3	Jeff Friesen	43

GOALS

RK	PLAYER	G
1	Patrick Marleau	219
2	Owen Nolan	206
3	Jeff Friesen	149
4	Jonathan Cheechoo	130

POINTS

RK	PLAYER	PTS
1	Patrick Marleau	491
2	Owen Nolan	451
2	Jeff Friesen	350
4	Vincent Damphousse	289

GAME-WINNING GOALS

RK	PLAYER	GWG
1	Patrick Marleau	41
2	Jonathan Cheechoo	28
3	Marco Sturm	27
4	Owen Nolan	25
	Jeff Friesen	25



CAREER STATISTICS

PLAYOFFS


Season	Club	League	GP	G	A	PTS	PIM	GP	G	A	PTS	PIM
1995-96	Seattle	WHL	72	32	42	74	22	5	3	4	7	4
1996-97	Seattle	WHL	71	51	74	125	37	15	7	16	23	12
1997-98	San Jose	NHL	74	13	19	32	14	5	0	1	1	0
1998-99	San Jose	NHL	81	21	24	45	24	6	2	1	3	4
	Canada	World Champ.	7	1	2	3	0	-	-	-	-	-
1999-00	San Jose	NHL	81	17	23	40	36	5	1	1	2	2
2000-01	San Jose	NHL	81	25	27	52	22	6	2	0	2	4
	Canada	World Champ.	7	2	3	5	4	-	-	-	-	-
2001-02	San Jose	NHL	79	21	23	44	40	12	6	5	11	6
2002-03	San Jose	NHL	82	28	29	57	33	-	-	-	-	-
	Canada	World Champ.	9	0	4	4	4	-	-	-	-	-
2003-04	San Jose	NHL	80	28	29	57	24	17	8	4	12	6
	Canada	World Cup	-	-	-	-	-	-	-	-	-	-
2004-05	Canada	World Champ.	9	2	2	4	4	-	-	-	-	-
2005-06	San Jose	NHL	82	34	52	86	26	11	9	5	14	8
2006-07	San Jose	NHL	77	32	46	78	33	11	3	3	6	2
	NHL/Sharks Totals		717	219	272	491	252	73	31	20	51	32

Selected by San Jose in the 1997 NHL Entry Draft (1st round, 2nd overall).

Kyle McLaren

Shoots: Left 6-foot-4, 235 pounds
Born: 6/18/77 in Coal Dale, Alberta
Hometown: San Jose, California

Acquired by San Jose along with a 4th round selection in the 2004 NHL Entry Draft (126th overall) from Boston for Jeff Hackett and Jeff Jillson on Jan. 23, 2003.



4

DEFENSE

PLAYERS

2006-07: Second among team defensemen and tied for 5th overall in plus/minus (plus-10)...Fourth on team in blocked shots (116)...Led the team in hits (134)...Posted his fifth goal of the season vs. Edmonton on March 11, his highest goal output since scoring five in 2000-01 with Boston...Led the team in hits (four) and blocked shots (five) at Washington on Feb. 21... Missed Feb. 7 game at Anaheim (knee)...Returned from injured reserve on Feb. 6 after missing seven games (knee)... Missed three games due to illness (12/23-26)...Missed games on Dec. 7 vs. Colorado, Dec. 11 vs. Phoenix, Dec. 12 at Los Angeles and Dec. 14 vs. Los Angeles (lower body injury)...Posted seven points (3-4=7) in eight games Nov. 2-18...**Playoffs:** Set a career high for points and assists in a postseason (four) with an assist in Game 5 of the WCSF at Detroit on May 5...Posted an assist in back-to-back games on April 28 at Detroit in WCSF Game 2 and April 30 vs. Detroit in WCSF Game 3...Led team with five blocked shots on April 26 at Detroit in WCSF Game 1...Picked up first playoff point of the season with assist on Pavelski's goal on April 18 vs. Nashville in WCQF Game 4...Led all players with eight hits in Game 3 vs. Nashville on April 16 in WCQF Game 3.

Career 2005-06: Finished with 21 assists, one off of his career high (22, 2003-04)...T-10th among NHL players in even strength ice time per game (16:50)...Second on team in average ice time (22:52)...T-3rd among Sharks D-men in points...T-16th in the League and led the team with 164 hits...First on team with 113 blocked shots, fifth with 37 takeaways and fourth with 66 penalty minutes...Set a career-high by recording assists in three consecutive games (March 16-19, three)...Named Seagate Technology 'Sharks Player of the Month' for October...Earned first assist of the season in his 100th game as a Shark at St. Louis on Oct. 8...Recorded first goal of the season at Chicago on Oct. 7...Signed a three-year contract extension on Aug. 11, becoming the first player in the NHL to sign an extension since the new Collective Bargaining Agreement was ratified...**Playoffs:** Assisted on Cheechoo's goal in Game 5 of the WCSF vs. Edmonton on May 14...Assisted on Marleau's game-winning goal and earned the No. 3 star in Game Four of the WCQF vs. Nashville on April 27...Earned first point with an assist in Game Three of the WCQF vs. Nashville on April 25...**2004-05:** Did not play...**2003-04:** Finished season a point shy of tying his career high in points (25, set in 1997-98 with Boston) with 24 in 64 games...Set career high in assists (previous high was 20, 1997-98 with Boston)...Scored first career short-handed goal on March 21 vs. Edmonton...Played in his 500th NHL game on Feb. 23 vs. Columbus in 4-2 win...Recorded 100th NHL assist on Nov. 1 at Florida...**2002-03:** Had first multi-assist/point game as a Shark, including a helper on Marco Sturm's overtime winner, March 6 vs. Montreal...Posted first assist/point as a Shark Feb. 10 at Detroit...Made Sharks debut Jan. 28 vs. Los Angeles, posting a plus-1 rating in 13:18 of ice time...**2001-02:** Played his 400th NHL/Bruins game Dec. 20 vs. Montreal...**2000-01:** Recorded his 100th NHL/Bruins point with an assist Dec. 21 vs. Toronto...**1999-00:** Established a career season high in goals (eight)...Three of his eight goals were game winners...Played his 300th NHL/Bruins game Feb. 12 vs. Florida...**1998-99:** Ranked second among team defensemen in scoring with 24 points...Had five multiple-point games, including his first career two-goal game, Dec. 21 vs. Tampa Bay...Had a six-game assist streak from March 17-27 (nine)...Played his 200th NHL/Bruins game Nov. 14 vs. Dallas...Missed the first 15 games of the season before signing a new contract and missed 15 games with injuries...**1997-98:** Established career season highs in points (25)...**1996-97:** Played his 100th NHL/Bruins game Dec. 12 vs. New Jersey...**1995-96:** Made NHL debut on Oct. 7 vs. N.Y. Islanders...Recorded his first NHL point with an assist Oct. 21 at Detroit and scored his first NHL goal in the next game, Oct. 26 vs. Washington...Had two multiple-point games, including a career-high 3-point effort (1-2=3) April 7 in Philadelphia...Finished the season tied for the best plus/minus among all NHL rookies at plus-16 and was voted to the NHL's All-Rookie Team...

NHL CAREER HIGHLIGHTS

First NHL game — Oct. 7, 1995 vs. N.Y. Islanders (with Boston)
First NHL goal — Oct. 26, 1995 vs. Washington (with Boston off Jim Carey)
First NHL assist — Oct. 21, 1995 at Detroit (with Boston)
Most points, game — 3, 2 times, most recent, March 18, 2000 vs. Pittsburgh (with Boston)
Most goals, game — 2, Dec. 21, 1998 vs. Tampa Bay (with Boston)
Most assists, game — 2, 16 times, most recent, Feb. 1, 2006 at Anaheim
Most consecutive games, point — 6, March 17-27, 1999 (with Boston)
Most consecutive games, goal — 2, Nov. 2, 2006 vs. New York Rangers thru Nov. 4, 2006 vs. Pittsburgh
Most consecutive games, assist — 6, March 17-27, 1999 (with Boston)
Most consecutive games played — 76, Dec. 26, 2005 at Los Angeles (with San Jose) thru Dec. 4, 2006 at Dallas (with San Jose)
Best plus/minus — +4, 4 times, most recent, Dec. 26, 2003 vs. Los Angeles
400th NHL game — Dec. 20, 2001 vs. Montreal (with Boston)
500th NHL game — Feb. 23, 2004 vs. Columbus
600th NHL game — Oct. 23, 2006 at Columbus
Seagate Technology "Sharks Player of the Month" — October 2005

CAREER VS. NHL					WITH SAN JOSE					
TEAM	GP	G	A	PTS	PIM	GP	G	A	PTS	PIM
ANA	31	1	11	12	18	20	0	8	8	14
ATL	12	1	3	4	9	3	0	0	0	0
BOS	3	0	1	1	2	3	0	1	1	2
BUF	28	2	5	7	8	2	0	0	0	0
CGY	23	1	5	6	31	15	1	3	4	18
CAR	27	2	4	6	47	4	0	0	0	4
CHI	19	1	3	4	16	12	1	1	2	10
COL	18	0	5	5	22	10	0	4	4	6
CBJ	14	0	0	0	19	13	0	0	0	19
DAL	30	1	7	8	23	21	0	6	6	21
DET	25	1	8	9	21	14	0	5	5	12
EDM	20	2	2	4	22	12	2	2	4	4
FLA	25	1	4	5	25	4	0	1	1	0
LA	32	2	9	11	30	22	0	8	8	21
MIN	12	0	4	4	81	1	0	4	4	6
MTL	34	1	14	15	28	2	0	2	2	0
NSH	15	0	4	4	24	12	0	2	2	20
NJ	21	1	3	4	8	2	0	0	0	0
NYI	22	2	4	6	24	3	0	1	1	6
NYR	23	2	6	8	12	2	1	0	1	0
OTT	30	1	5	6	23	2	0	0	0	2
PHI	24	4	7	11	24	3	1	1	2	4
PHO	29	2	8	10	34	20	1	7	8	28
PIT	23	4	9	13	14	1	1	1	2	0
SJ	10	1	3	4	15	---	---	---	---	---
STL	18	0	3	3	12	10	0	3	3	8
TB	29	5	3	8	33	4	1	1	2	4
TOR	20	2	7	9	12	2	0	0	0	2
VAN	20	1	2	3	41	0	0	2	2	2
WAS	21	2	4	6	19	2	0	0	0	4
TTL	658	43	153	196	581	241	9	63	72	217



Juniors: Played Bantam for Lethbridge in 1992-93 and was voted the Top Defenseman in the Western Canadian Bantam Tournament...Played two seasons of junior hockey in Tacoma and posted 42 points (14-28=42) and 121 PIM in 109 career games...Suffered a broken wrist in the fifth game of the 1994-95 season and missed several weeks, yet still totaled 32 points in 47 games.

Personal: "Big Mac" is married (Helga) and has three children (Samantha, Madison and Aydan)...The McLaren family also owns three dogs: Brady (chocolate lab), Hailey (shih-tzu) and Finn (old English sheepdog)...Favorites: Linkin Park (musicians); "The Shawshank Redemption" (movie); "Entourage" and "Dexter" (television shows); Boston Red Sox and New England Patriots (professional teams); Hawaii (vacation spot); steak and eggs (food); buddy's house (hometown hangout)...Likes to play golf away from the rink...If he wasn't in hockey, he'd own a sports bar...Hockey idol is one-time Boston Bruins teammate Ray Bourque...Memorable NHL moment: first game...Affiliated with Celebrities for Charities...Would've like to have met President John F. Kennedy...Three wishes: win Stanley Cup, good health and score 50 goals...Non-sports idol is his father Doug ("A hard-working, blue collar worker who never says 'I can't do it'").

CAREER STATISTICS

Season	Club	League	CAREER STATISTICS					PLAYOFFS				
			GP	G	A	PTS	PIM	GP	G	A	PTS	PIM
1993-94	Tacoma	WHL	62	1	9	10	53	6	1	4	5	6
1994-95	Tacoma	WHL	47	13	19	32	68	4	1	1	2	4
1995-96	Boston	NHL	74	5	12	17	73	5	0	0	0	17
1996-97	Boston	NHL	58	5	9	14	54	-	-	-	-	-
1997-98	Boston	NHL	66	5	20	25	56	6	1	0	1	4
1998-99	Boston	NHL	52	6	18	24	48	12	0	3	3	10
1999-00	Boston	NHL	71	8	11	19	67	-	-	-	-	-
2000-01	Boston	NHL	58	5	12	17	53	-	-	-	-	-
2001-02	Boston	NHL	38	0	8	8	19	4	0	0	0	20
2002-03	San Jose	NHL	33	0	8	8	30	-	-	-	-	-
2003-04	San Jose	NHL	64	2	22	24	60	16	0	3	3	10
2004-05	Did Not Play	-	-	-	-	-	-	-	-	-	-	-
2005-06	San Jose	NHL	77	2	21	23	66	11	0	3	3	4
2006-07	San Jose	NHL	67	5	12	17	61	11	0	4	4	10
	Sharks Totals		241	9	63	72	217	38	0	10	10	24
	NHL Totals		658	43	153	197	581	65	1	13	14	75


Selected by Boston in the 1995 NHL Entry Draft (1st round, 9th overall). Acquired by San Jose along with a 4th round selection (126th overall) in the 2004 NHL Entry Draft from Boston for Jeff Hackett and Jeff Jillson (Hackett was previously acquired from Montreal for Niklas Sundstrom and a 3rd round selection in 2004) on Jan. 23, 2003.

Milan Michalek

(mih-HAL-ihk)

Shoots: Left 6-foot-2, 225 pounds
Born: 12/7/84 in Jindrichuv Hradec, Czech Republic
Hometown: Jindrichuv Hradec, Czech Republic

Selected by San Jose in the 2003 NHL Entry Draft
(1st round, 6th overall)



9

LEFT WING

PLAYERS

2006-07: Signed a six-year contract extension on Aug. 24, keeping him in San Jose through the 2013-14 season...Set a homegrown Sharks record with 66 points in his second season... Among all Czech players in the League, was second in power play goals (11), fourth in goals and fifth in points...T-4th in the League in game-winning goals (nine)...Posted 22 points (9-13=22) in the last 16 games...Fourth on the team in points and goals, third in assists and power play goals...Owned a plus-21 plus/minus rating in the last 22 games...Recorded his 100th point with a goal and an assist on April 5 vs. Calgary...Registered his third two-goal game of the season (2-0=2) on March 21 at Chicago...Tied his career high with three assists at Phoenix on March 15...Scored game-winning, power play goal at Anaheim on Feb. 7...Established a career high in points with assist vs. Dallas on Jan. 30...Missed Jan. 6 game vs. Columbus with a sore groin...Missed three games with arm injury Nov. 22-28...Posted a career-high seven-game point streak (2-8=10) Nov. 4-18...Set a then career-high four-game assist streak (0-6=6) from Nov. 4-11...Recorded a career-high three assists in his 100th game at Los Angeles on Nov. 9...Named Seagate Technology "Sharks Player of the Month" for October... Registered at least one point in five consecutive games (3-2=5) from Oct. 9-19...Scored two goals and tied a career-high with seven shots in season opener vs. St. Louis on Oct. 5...**Playoffs:** Tied for the team lead in goals...Surpassed his 2005-06 Playoffs points total with assist on Cheechoo's goal on May 2 vs. Detroit in WCSF Game 4...Added two goals, including the game-winner on April 18 vs. Nashville in WCQF Game 4.

Career 2005-06: Sixth on San Jose and first among team rookies in points...Voted PlayStation "Sharks Rookie of the Year" by Bay Area media...21st among NHL rookies in points and T-15th in goals (fifth on team)...Recorded his first career fighting major/game misconduct against Nashville on March 11...Set a career-high by recording three points (1-2=3) and a plus-4 against Edmonton on March 9...Recorded his first career two-goal game (2-0=2) on Feb. 10 vs. Dallas...Registered his first career multi-point game (1-1=2) at Chicago on Oct. 7...Recorded first career assist in season opener at Nashville on Oct. 5...**Playoffs:** Returned to the lineup in Game Five of the WCSF vs. Edmonton on May 14...Missed Games Three and Four of the WCSF at Edmonton with an upper body injury...Recorded at least one point in three consecutive contests (1-3=4) from April 30-May 8...T-8th among NHL rookies in points, T-6th in assists and T-2nd in plus/minus (plus-4)...Earned No. 1 star by recording assists (0-2=2) on both Sharks goals in Game One of the WCSF vs. Edmonton on May 7...Recorded his first career postseason goal in Game Five of the WCQF at Nashville on April 30...Earned first career postseason point with an assist in Game Three of the WCQF vs. Nashville on April 25...**2004-05:** Did not play...**2003-04:** Assigned to Cleveland (AHL) on Jan. 22 to begin rehabilitation, but reinjured knee in AHL game on Feb. 7 ending his season...Missed 46 games after being placed on IR after suffering knee injury on Oct. 11 at Calgary...Scored first NHL goal in NHL debut on Oct. 9 at Edmonton...**2002-03:** Posted eight points (3-5=8) and 14 PIM in 46 games with Budejovice...Added one goal in four postseason games...Represented Czech Republic in World Junior Championships and finished T-2nd on team in scoring...**2001-02:** Tallied 17 points (6-11=17) in 47 games with Budejovice...Represented country at World Under-18 Championships and T-1st on team in goals and third in points, helping club capture the bronze medal...**2000-01:** Appeared in five games with Budejovice...Represented country at World Under-18 Championships.

Personal: "Bad Czech" has a girl friend (Karen)...Favorites: U2 (musician); "Wedding Crashers" (movie); "Entourage" and "Lost" (television shows); Sean Penn (actor); Manchester United (professional sports team); Mexico (vacation spot); sushi (food); sjsharks.com (web site)...Likes to play with his PlayStation2 and go to the movies away from

NHL CAREER HIGHLIGHTS

First NHL game — Oct. 9, 2003 at Edmonton
First NHL goal — Oct. 9, 2003 at Edmonton (Tommy Salo)
First NHL assist — Oct. 5, 2005 at Nashville
Most points, game — 3, 4 times, most recent, March 22, 2007 at Atlanta
Most goals, game — 2, 4 times, most recent, March 21, 2007 at Chicago
Most assists, game — 3, 2 times, most recent, March 15, 2007 at Phoenix
Most consecutive games, point — 7, Nov. 4, 2006 vs. Pittsburgh thru Nov. 18, 2006 vs. Philadelphia
Most consecutive games, goal — 3, March 18, 2007 at Colorado thru March 22, 2007 at Atlanta
Most consecutive games, assist — 4, 2 times, most recent, March 13, 2007 vs. Chicago thru March 18, 2007 at Colorado
Most consecutive games played — 78, Dec. 6, 2005 vs. Atlanta thru Nov. 21, 2006 at Anaheim
Best plus/minus — +4, March 9, 2006 vs. Edmonton
PlayStation "Sharks Rookie of the Year" — 2005-06
Seagate Technology "Sharks Player of the Month" — October 2006

CAREER VS. NHL

TEAM	GP	G	A	PTS	PIM
ANA	16	3	2	5	4
ATL	2	1	2	3	4
BOS	1	0	0	0	2
BUF	1	1	1	2	0
CGY	9	4	2	6	8
CAR	2	0	0	0	0
CHI	8	5	3	8	0
COL	8	1	6	7	0
CBJ	7	0	5	5	2
DAL	16	4	4	8	12
DET	8	1	4	5	6
EDM	9	4	2	6	4
FLO	2	0	0	0	2
LA	15	6	6	12	4
MIN	8	2	2	4	0
MON	1	0	0	0	0
NAS	8	1	2	3	19
NYI	1	0	0	0	2
NYR	1	0	0	0	0
OTT	1	0	0	0	0
PHI	1	1	0	1	0
PHO	16	4	8	12	6
PIT	1	0	1	1	0
STL	7	2	3	5	6
TB	2	1	1	2	0
VAN	8	2	4	6	4
WAS	2	1	0	1	0
TOTAL	161	44	58	102	85

the rink...If he wasn't in hockey, he'd be playing soccer...Hockey idols are Peter Forsberg, Joe Sakic and Jaromir Jagr...Calls himself hard working, quiet and friendly...Best part about growing up in Czech Republic: being able to play hockey in the streets with his brother, Phoenix defenseman Zbynek...Lists his favorite hometown hangout as any restaurant where he can eat outside with friends on the terrace...Tri-lingual: speaks Czech, Slovak and English...Three wishes: have a great season, win the Stanley Cup and good health for family and friends.



CAREER STATISTICS

PLAYOFFS

Season	Club	League	GP	G	A	PTS	PIM	GP	G	A	PTS	PIM
1999-00	Budejovice Jr.	Czech	48	16	26	42	42	6	3	1	4	4
2000-01	Budejovice	Czech	5	0	0	0	0	-	-	-	-	-
	Budejovice Jr.	Czech	30	10	13	23	30	4	1	3	4	2
2001-02	Budejovice	Czech	47	6	11	17	12	-	-	-	-	-
	Budejovice Jr.	Czech	5	3	2	5	4	7	5	4	9	14
2002-03	Budejovice	Czech	46	3	5	8	14	4	1	0	1	2
	Kladno	Czech -2	-	-	-	-	-	6	2	2	4	16
	Czech Rep.	WJC	6	2	4	2	-	-	-	-	-	-
2003-04	San Jose	NHL	2	1	0	1	4	-	-	-	-	-
	Cleveland	AHL	7	2	2	4	4	-	-	-	-	-
2004-05	Did Not Play	-	-	-	-	-	-	-	-	-	-	-
2005-06	San Jose	NHL	81	17	18	35	45	9	1	4	5	8
2006-07	San Jose	NHL	78	26	40	66	36	11	4	2	6	4
	Sharks/NHL Totals		161	44	58	102	85	20	5	6	11	12

Selected by San Jose in the 2003 NHL Entry Draft (1st round, 6th overall).

Douglas Murray

Shoots: Left 6-foot-3, 240 pounds
Born: 3/12/80 in Bromma, Sweden
Hometown: Stockholm, Sweden

Selected by San Jose in the 1999 NHL Entry Draft
(8th round, 241st overall)



3

DEFENSE

PLAYERS

2006-07: Earned a fighting major against Josh Gratton vs. Phoenix on March 30...Set a career high with 21:36 of ice time at Chicago on Feb. 22...Posted 7 PIM, including a fighting major, vs. Dallas on Feb. 1...Earned No. 2 star vs. Phoenix on Jan. 18... Recorded assists in back-to-back games on Jan. 11 at Los Angeles and Jan. 13 at Phoenix...Activated from injured reserve on Dec. 7...Placed on injured reserve on Nov. 27 with upper respiratory infection...Activated from injured reserve on Dec. 7...Placed on injured reserve on Nov. 27 with upper respiratory infection...Recorded nine penalty minutes in his first game of the season on Oct. 29 at Tampa Bay... Recalled from Worcester (AHL) on Oct. 23...Assigned to Worcester (AHL) on Oct. 12 on a conditioning assignment.

Career 2005-06: Third on Sharks and 10th among NHL rookies in hits (110)...Notched his first NHL point with an assist on Feb. 2 against Minnesota...Set a career-high with seven hits at Toronto on Dec. 3 and matched it on Dec. 28 vs. Phoenix...Made his NHL debut on Dec. 2 at Buffalo...Recalled to San Jose from Cleveland (AHL) on Dec. 1...

2004-05: Served as an alternate captain for Cleveland...Assisted on the opening goal of the season at Grand Rapids on Oct. 15...Scored his first goal of the season on Oct. 20 vs. Milwaukee...Scored shootout game-winner on Dec. 22 vs. Grand Rapids...Registered his first multi-point game (1-2=3) of the season, including his first game-winning goal on Jan. 22 at Utah...Earned an assist for the third consecutive game on April 8 vs. Syracuse...Registered a multi-point game, including the game-winning goal (1-1=2) in the season finale vs. Rochester on April 17...Five assists tied for team lead (Clowe) for the month of April...Led Barons defensemen with a plus-4 on home ice...**2003-04:** Fifth among AHL defensemen in shooting percentage (.096, 10 goals, 104 shots)...Made pro debut, posting 22 points, second among all Barons defensemen...Eighth on team in PIM (75)...One of two Barons defensemen to post double-digit goals...Scored first AHL goal on Nov. 21 at Toronto...**Playoffs:** T-3rd on team and led defensemen in goals...T-1st among all AHL defensemen and AHL rookies with three power play goals...Scored GW goal on April 30 vs. Hamilton...**2002-03:** Named to *Hockey Digest's* NCAA All-America Second Team...Helped Cornell to ECAC Championship and berth in the Frozen Four...Named as ECAC All-Tournament Team defenseman...Named First Team All-Ivy League defenseman...Selected as the ECAC's best defensive defenseman...Named First Team All-ECAC defenseman...Tied college career high in games played...Second among Cornell defensemen in points and led in assists...Fifth on team in points...Served as Cornell co-captain...Named to Hockey East Preseason All-Conference Team...Posted two assists in three NCAA Tournament games and was named to the East Regional All-Tournament Team...**2001-02:** Hobey Baker Award finalist served as alternate captain at Cornell...T-1st on team and led Cornell defensemen in scoring...T-3rd on Cornell in goals and power play goals (seven)...Named to the ECAC All Conference First Team, First Team All-Ivy League and was named Ivy League Player of the Year...Selected to the JOFA Division I All-America First Team...Recipient of Nicky Bawlf Award as the team's most valuable player...Named to ECAC All-Tournament Team and NCAA Regional Championship All-Tournament Team...Helped team reach the NCAA Tournament...Named to American Hockey Coaches Association's All-America East First Team...**2000-01:** Named to All-Ivy League first team and All-ECAC Championship Tournament team...Helped Cornell reach the ECAC Tournament Championship Game...Second on team in defensemen scoring...**1999-00:** Third among Cornell defensemen in scoring...Played in all 32 contests...**1998-99:** Posted 64 points (17-47=64) in 60 games in the Eastern Junior Hockey League.

NHL CAREER HIGHLIGHTS

First NHL game — Dec. 2, 2005 at Buffalo
First NHL assist — Feb. 2, 2006 vs. Minnesota
Most NHL games — 1, 4 times, most recent, Jan. 13, 2007 at Phoenix
Most assists, game — 1, 4 times, most recent, Jan. 13, 2007 at Phoenix
Most consecutive games, point — 2, Jan. 11, 2007 at Los Angeles thru Jan. 13, 2007 at Phoenix
Most consecutive games, assist — 2, Jan. 11, 2007 at Los Angeles thru Jan. 13, 2007 at Phoenix
Most consecutive games played — 28, Dec. 2, 2005 at Buffalo thru Feb. 4, 2006 vs. Anaheim
Best plus/minus — +2, 2 times, most recent, Feb. 2, 2006 vs. Minnesota

Personal: "Crankshaft" is single...Favorites: "Depending on my mood" (musicians); "Heat" (movie); "Entourage" (television show); Jack Nicholson, Al Pacino and Robert DeNiro (actors); New York Yankees (professional sports team); Bouchon (Bay Area restaurant — located near Napa in Yountville); everything (food); French Riviera (vacation spot); Tiger Woods (professional athlete); uberdispensing.com (web site — he's involved with this business, a hands-free beer tap that's been featured in numerous magazines)...His association with Uber Tap allowed him to ring the opening bell at the New York Merchantile Exchange in the summer of 2006...Best part about growing up in Sweden: being safe and easy to get to places...Wants to meet the founder of Ikea, Ingvar Kamprad...Likes to cook and travel...If he wasn't in

CAREER VS. NHL

TEAM	GP	G	A	PTS	PIM
ANA	9	0	0	0	2
ATL	1	0	0	0	0
BOS	1	0	0	0	0
BUF	1	0	0	0	4
CGY	3	0	0	0	2
CAR	1	0	0	0	0
CHI	1	0	0	0	0
COL	2	0	0	0	0
CBJ	2	0	0	0	2
DAL	5	0	0	0	9
DET	2	0	1	1	6
EDM	4	0	0	0	2
FLA	2	0	0	0	0
LA	12	0	1	1	4
MIN	1	0	1	1	0
MON	1	0	0	0	0
NAS	1	0	0	0	0
NYR	1	0	0	0	0
OTT	1	0	0	0	2
PHO	8	0	1	1	14
STL	4	0	0	0	2
TB	2	0	0	0	9
TOR	1	0	0	0	0
VAN	1	0	0	0	0
WAS	2	0	0	0	0
TOTAL	69	0	4	4	58

hockey, he'd be an entrepreneur...Memorable Sharks/NHL moment: his second NHL game in Toronto as part of "Hockey Night In Canada"...Always puts on his left skate first...Hockey idol is his grandfather, Lasse Bjorn...Hates traffic and waiting in line... Speaks Swedish and English...Three wishes: good health for friends and family, to have a family and win the Stanley Cup.



PLAYERS

CAREER STATISTICS

Season	Club	League	GP	G	A	PTS	PIM
1998-99	Applecove	EJHL	60	17	47	64	62
1999-00	Cornell	ECAC	32	3	6	9	38
2000-01	Cornell	ECAC	25	5	13	18	39
2001-02	Cornell	ECAC	35	11	21	32	67
2002-03	Cornell	ECAC	35	5	20	25	30
2003-04	Cleveland	AHL	72	10	12	22	75
2004-05	Cleveland	AHL	54	6	17	23	56
2005-06	San Jose	NHL	34	0	1	1	27
	Cleveland	AHL	20	1	7	8	37
2006-07	San Jose	NHL	35	0	3	3	31
	Worcester	AHL	5	2	1	3	8
NHL/Sharks Totals			69	0	4	4	58

PLAYOFFS

GP	G	A	PTS	PIM
-	-	-	-	-
4	0	4	4	8
2	1	0	1	0
3	0	2	2	N/A
9	3	0	3	37
-	-	-	-	-
-	-	-	-	-
-	-	-	-	-
-	-	-	-	-
-	-	-	-	-
-	-	-	-	-
-	-	-	-	-


Selected by San Jose in the 1999 NHL Entry Draft (8th round, 241st overall).

Evgeni Nabokov

(nuh-BAH-kov)

Catches: Left 6-foot, 200 pounds
Born: 7/25/75 in Ust-Kamenogorsk, Kazakhstan
Hometown: San Jose, California

Selected by San Jose in the 1994 NHL Entry Draft (9th round, 219th overall)



20

GOALTENDER

PLAYERS

2006-07: T-2nd in NHL in shutouts, T-6th in goals-against average and 12th in save percentage...Finished the season with an 11-0-3 record in his last 15 appearances, with a .935 save percentage (377/403), a 1.80 GAA (26 GA/868 minutes played) and three shutouts... Registered a 22-save shutout vs. Edmonton on March 11...Started a season high 14 consecutive games (7-5-2, 4 shutouts) from Feb. 14-March 15...Named NHL's Third Star of the Week for March 5-11 by posting a 2-0-1 record with a 0.66 GAA (2 GA/183 minutes played) and a .976 save percentage (83/85)... Set a franchise record for individual shutout streak (166:07) March 2 at Dallas through March 9 vs. Vancouver... Posted back-to-back shutouts for the first time since Feb. 3, 2004 vs. Florida (3-0) and Feb. 5, 2004 vs. Phoenix (5-0), by blanking Dallas on March 4 and Minnesota on March 6...His back-to-back road shutouts marked the first time in Sharks history that one goalie has recorded back-to-back road shutouts with no home games in between and only the second time in history that the team had back-to-back road shutouts with no home games in between...Earned 33rd career shutout, sixth of the season, with 26 saves at Minnesota on March 6...Earned 32nd shutout, fifth of the season, with 26 saves at Dallas on March 4...Missed Feb. 13 game at St. Louis to attend the birth of his second child and first son Andrei on Feb. 12...Tweaked his groin in the first period vs. Dallas on Feb. 1 and left game after period ended... Named co-winner of the Seagate Technology "Sharks Player of the Month" along with Vesa Toskala for the month of November, posting a 4-2 mark in seven appearances, along with a 2.06 GAA and a .929 save percentage...Earned his third shutout of the season in a 2-0, 24-save victory vs. New Jersey on Nov. 25... Faced season-high 44 shots Nov. 21 at Anaheim...40 saves at Colorado on Nov. 15 were the most for a Sharks goaltender since his 40-save shutout at Ottawa on Jan. 12, 2005...Left game after first period at Phoenix on Nov. 11 due to injury...Earned his third victory of the season, stopping 18 of 20 shots on Oct. 29 at Tampa Bay...Saved 37 of 39 shots on Oct. 25 at Detroit... Notched his second shutout in a 2-0, 32-save victory vs. Dallas on Oct. 17...Posted a shutout in his first start of the season, 2-0 on Oct. 7 vs. the New York Islanders...**Playoffs:** Posted fifth postseason shutout in 2-0 victory on April 26 at Detroit in WCSF Game 1, stopping 34 shots...Stopped 23 of Nashville's 25 shots, including 14 in the first period, on April 18 vs. Nashville in WCQF Game 4 win...Earned a 19-save victory on April 16 vs. Nashville in WCQF Game 3...Made 39 saves in 2 OT on April 11 at Nashville in WCQF Game 1, earning the win.

NHL CAREER HIGHLIGHTS

First NHL game — Jan. 1, 2000 at Nashville
First NHL win — March 2, 2000 vs. Nashville
First NHL shutout — Jan. 19, 2000 at Colorado
Most shots faced, game — 48, Nov. 19, 2002 at Washington
Most saves, game — 46, Nov. 19, 2002 at Washington
Most goals allowed, game — 7, 2 times, most recent, Nov. 26, 2006 vs. Detroit
Most consecutive wins — 7, Jan. 30, 2002 at Pittsburgh thru Feb. 28, 2002 at Washington
Most consecutive games unbeaten — 11, Oct. 20, 2000 at Minnesota thru Nov. 14, 2000 at New Jersey
Most consecutive starts — 18, March 1, 2001 at Ottawa thru April 7, 2001 vs. Dallas
Career shutouts — 34, most recent, March 11, 2007 vs. Edmonton
300th NHL game — March 23, 2006 at Detroit
Calder Memorial Trophy — 2001
NHL Player of the Month — Feb. 2002
NHL Defensive Player of the Month — Feb. 2004
NHL Player of the Week — March 5 - 11, 2007 (Third Star)
NHL Rookie of the Month — Nov. and Dec. 2000
All-Star Game — 2001
Olympics — Team Russia (2006)
Seagate Technology "Sharks Player of the Month" — March 2007, Nov. 2006 (co-winner), Dec. 2003 (co-winner), Feb. 2002, Nov. 2001, Dec. 2000, Oct. 2000
Seagate Technology "Sharks Player of the Year" — 2000-01
PlayStation "Sharks Rookie of the Year" — 2000-01

Career 2005-06: Signed a four-year contract extension on Feb. 7...Posted first shutout Jan. 12 at Ottawa, making a season-high 40 saves...Victorious in three starts (3-0-0) from Jan. 7-12, posting a 1.34 goals-against average and a .957 save percentage...Victorious in four consecutive starts, allowing just six goals (1.57) from Dec. 2-16...Missed two consecutive games due to a groin injury suffered at Buffalo on Dec. 2...Earned win at Buffalo on Dec. 2, despite leaving with a sore groin...Lost his first shutout on Nov. 12 against Dallas (3-2)...Started six consecutive games from Oct. 8-21, posting a 3-1-1 record...Stopped 26 of 27 shots against Columbus on Oct. 12 to win the Sharks home opener...Earned the Sharks first win of the season by stopping 20 shots at St. Louis on Oct. 20...**Olympics:** His 1.34 GAA in seven games (5-2-0) was second best among Olympic goaltenders...Posted three shutouts, including blanking the gold-medal winning Swedish team...**Playoffs:** Made lone postseason appearance in Game Four of the WCSF at Edmonton on May 12

CAREER VS. NHL

	GP	MINS	GA	SOG	SHO	W	L	T/OT	PCT	GAA	SV%
ANA	31	1777	72	832	116	12	1	1	.569	2.43	.913
ATL	6	372	13	162	0	3	1	2	.667	2.10	.920
BOS	4	238	11	111	0	2	2	0	.500	2.77	.901
BUF	4	232	5	103	0	2	1	1	.625	1.29	.951
CGY	19	1121	42	480	2	9	7	2	.556	2.25	.913
CAR	7	364	13	169	1	5	1	0	.833	2.14	.923
CHI	15	888	32	408	1	8	4	2	.643	2.16	.922
COL	17	950	44	486	3	5	10	2	.353	2.78	.909
CBJ	15	855	23	364	3	11	3	0	.786	1.61	.937
DAL	25	1466	64	629	2	6	13	5	.354	2.62	.898
DET	17	936	53	492	1	4	10	1	.300	3.40	.892
EDM	15	924	43	414	1	5	5	5	.500	2.79	.896
FLO	5	305	10	162	1	4	0	1	.900	1.97	.938
LA	27	1583	52	702	4	16	8	2	.654	1.97	.926
MIN	17	1000	37	404	3	7	8	2	.471	2.22	.908
MON	5	277	13	114	0	3	2	0	.600	2.82	.886
NAS	19	1056	39	428	1	7	7	3	.500	2.22	.909
NJ	5	271	12	120	1	2	3	0	.400	2.66	.900
NYI	7	362	14	188	2	5	1	0	.833	2.32	.926
NYR	4	220	9	97	0	2	2	0	.500	2.45	.907
OTT	6	284	15	127	1	2	3	0	.400	3.17	.882
PHI	5	272	8	117	1	2	0	2	.750	1.76	.932
PHO	28	1417	64	650	2	11	10	3	.521	2.71	.902
PIT	6	333	12	170	1	5	1	0	.833	2.16	.929
STL	14	822	38	370	1	5	7	1	.423	2.77	.897
TB	6	367	17	181	0	2	3	1	.417	2.78	.906
TOR	1	65	3	26	0	0	0	0	1.500	2.77	.885
VAN	15	806	37	370	0	5	3	5	.500	2.75	.900
WAS	8	485	16	248	1	8	0	0	1.000	1.98	.935
TOTAL	353	20051	811	9124	34	162	129	40	.550	2.43	.911



in relief of Vesa Toskala...**2004-05:** Played part of the season with Metallurg Magnitogorsk (Russia)...Earned a victory in his first start...**2003-04:** Posted third 30-win season and set franchise record for most shutouts in a single-season with ninth (T-3rd NHL) on March 31 at Los Angeles in 3-0 win

(previous high was seven, set by Nabokov in 2001-02)...Earned 25th victory (for the third time in last four seasons) on March 18 at Los Angeles...Posted a five-game winning streak from Feb. 19-March 3, going 5-0-0, with a 2.00 GAA, a shutout and a .931 save percentage...Recorded 25th NHL shutout (becoming the 62nd player in League history) after a 1-0 win vs. St. Louis on Feb. 29...Named NHL Defensive Player of the Month for February after posting an 8-2-0 record, 1.75 GAA, .934 SV PCT and three shutouts...Went 13-6-2 (three OTL) with a 1.45 GAA, a .946 SV PCT and six shutouts in first 21 games after returning from groin injury (Dec. 11-Feb. 5)...Earned 100th NHL win on Jan. 10 vs. Atlanta...Played 200th NHL game Oct. 9 at Edmonton...Recorded 18th career shutout and first of the season on Oct. 16 vs. Philadelphia in 0-0 T, marking the franchise's seventh scoreless tie and the fourth involving Nabokov...**Playoffs:** T-2nd in NHL with a 1.71 GAA, fourth in wins, third in save percentage and T-3rd in shutouts...**2002-03:** Posted third shutout and 17th of career with 29-save effort Feb. 21 vs. Columbus...Became franchise's all-time leader in decisions (175) in 3-2 loss on Feb. 17 at Los Angeles...Tied Arturs Irbe for first in all-time Sharks decisions (174) with loss Feb. 10 at Detroit...Became franchise's all-time leader in minutes played (10,287) and goaltender games played (184), passing Irbe in each category, in a 6-2 win Feb. 5 vs. Carolina...Fourth among all NHL goaltenders in wins (33) during the 2002 calendar year...Posted first shutout and 15th of career with 34-save effort Dec. 14 vs. Washington...Posted career-high 46 saves Nov. 19 at Washington...**2001-02:** T-2nd in NHL in shutouts and third in wins (franchise record)...Fourth in Vezina Trophy voting...On March 10 at Vancouver, became seventh goaltender (first in franchise history) in NHL history to score a goal and first netminder to score a power play goal...Tied Irbe's franchise record with personal 7-game win streak from Jan. 30-Feb. 28...Named NHL Player of the Month and Seagate Technology "Sharks Player of the Month" for February after posting a 6-0-0 record, 1.17 GAA, .952 save percentage and two shutouts...Named NHL Player of the Week for Feb. 4-10 after posting a 3-0-0 record, 0.67 GAA, .975 save percentage and two shutouts...Set career franchise win record (58th)...Became franchise's all-time shutout leader with 11th (38 saves) Dec. 14 at Colorado, the site of his first career shutout (Jan. 19, 2000 at Colorado)...Named Seagate Technology "Sharks Player of the Month" for November after posting a 7-5-1 record (two overtime losses), 2.04 GAA and .925 save percentage...Played in 100th NHL game Dec. 6 at Calgary...Named runner-up for NHL Player of the Week for Nov. 26-Dec. 2 after posting a 3-0-0 record, 1.33 GAA, .955 save percentage and a shutout...Named runner-up for NHL Player of the Week for Oct. 29-Nov. 4 after posting a 3-0-0 record, 1.67 GAA and .938 save percentage...**Playoffs:** Picked up second career postseason assist (making him Sharks all-time leader) on May 1 in Game One of the WCSF at

THE FIRST GOAL

The 2001-02 season was a memorable one for Evgeni Nabokov in many ways. But one feat will stand out forever.

On March 10, 2002, "Nabby" became the first goaltender in Sharks history and the seventh in NHL history to score a goal in a regular season game. Nabokov's goal came on an empty net at 19:12 of the third period in San Jose's 7-4 win in Vancouver.

Two more facts add to the significance of Nabokov's goal. It was the first ever scored by a European-born goaltender and the first scored by a goaltender on the power play.

NABOKOV'S FRANCHISE RECORDS

(entering the 2007-08 season)

ALL-TIME RECORD	NUMBER	SINGLE SEASON RECORD	YEAR SET
Games Played	353	Wins (37)	2001-02
Minutes	20,051	Shutouts (9)	2003-04
Wins	162		
Ties	36		
Shutouts	34		

Colorado...Clinched first career playoff series win and franchise's fastest series victory ever in Game Five of the WCQF on April 26 vs. Phoenix...Stopped 21 shots to pick up first career home playoff victory in Game One of the WCQF on April 17 vs. Phoenix...**2000-01:** Captured Calder Memorial Trophy as the "player selected as the most proficient in his first year of competition in the National Hockey League," garnering a total of 565 points and 50 of 62 first place votes... Finished fourth overall in voting for the Vezina Trophy as the "goalkeeper adjudged to be the best at his position"... Selected to the NHL's All-Rookie team... Named *The Sporting News* NHL Rookie of the Year in a vote among NHL players...Held opponents to two or fewer goals in 46 of 63 starts...Held opponents to three goals or less in 57 of 63 starts...Led NHL in GAA on the road (1.94, only netminder to have sub-2.00 road GAA)...Named Seagate Technology "Sharks Player of the Year" and PlayStation "Rookie of the Year"...Named NHL Player of the Week for Jan. 22-28 after posting a 2-0-1 record, 1.30 GAA and a .947 save percentage...Stopped 11 of 16 shots in 20 minutes of action for the World Team All-Stars at the NHL All-Star Game...Named Seagate Technology "Sharks Player of the Month" for December...Named NHL Rookie of the Month for December (second consecutive month) after posting a 7-2-2 record, 2.11 GAA, .924 save percentage and two shutouts...Became first rookie since Pittsburgh's Patrick Lalime (Dec. and Jan., 1996-97) to win the award in consecutive months...Posted 20th win in 28th game becoming the second fastest rookie goaltender since 1990-91 to reach the 20-win mark (Lalime, 27 games, 1996-97)...Runner-up for NHL Player of the Week honors from Dec. 11-17 with a 3-0-0 record, 1.32 GAA and .951 save percentage...Named NHL Rookie of the Month for November with an 8-2-1 record, 1.96 GAA, .925 save percentage and a shutout...Posted 11-game unbeaten streak (9-0-2-0) from Oct. 20-Nov. 14, tying the mark for the longest individual streak in Sharks history (Steve Shields, 11 games, 9-0-2, March 9-April 9, 1999)...Named Seagate Technology "Sharks Player of the Month" for October and was runner-up for NHL Rookie of the Month for October after going 5-1-1 with a 1.75 GAA and a .938 save percentage... Posted four consecutive road victories (Oct. 20-25), which tied a franchise record for consecutive wins away from home...**Playoffs:** Posted first playoff win and shutout (28 saves) in Game Two of the WCQF at St. Louis on April 14...One of 22 goalies and fourth since 1980 to record a shutout in their first or second career playoff start... One of seven goalies since 1943-44 to record a shutout in their first playoff win... Made first playoff start in Game One of WCQF at St. Louis April 12...Combined with Miikka Kiprusoff to become first goaltending duo since 1995 (Washington's Jim Carey and Olaf Kolzig) to capture their first career playoff wins in the same series...**1999-00:** Picked up first NHL victory March 2 vs. Nashville, facing two shots in 35-plus minutes of relief...Shutout Colorado for a 0-0 tie in his first NHL start, stopping 39 shots, Jan. 19...Made NHL debut Jan. 1 at Nashville, stopping all four shots in relief of Shields...**1998-99:** Tied Kentucky record for wins in a season...Second in AHL in shutouts, T-2nd in wins and eighth in 2.62 GAA...Won eight straight starts from Dec. 11-Jan. 2, allowing 10 goals in eight games...Named Itech AHL Goaltender of the Month for November (4-2-0, 1.68 GAA, two shutouts)...Posted first career shutout Nov. 8 at Cincinnati...**Playoffs:** Had two shutouts...**1997-98:** Played first season in North America...Earned first professional victory Oct. 4 at Cincinnati, stopping 23 of 29 shots...Drafted as Yevgeni Nabokov, but changed name to John before his first North American season...**1996-97:** Signed first North American contract in summer of 1997...Posted 2.11 GAA with Dynamo in Russia.

Personal: "Nabby" is married (Tabitha) with two children (Emily and Andrei)...The family also has a daschund (Bailey)... Favorites: any and all Russian and hip hop (music); "The Godfather," "Wedding Crashers" and "Analyze This" (movies); "Entourage" (television show); Angelina Jolie and Jessica Biel (actresses); New York Yankees (professional sports team); Maui (vacation spot); Aldo's, Forbes Mill and Shin Sushi (San Jose area restaurants); Roger Federer (professional athlete — would also like to meet the 2007 Wimbledon and U.S. Open champion); www.worldcarfans.com (web site); Italian, sushi and chicken (foods)...Hockey idol is legendary Russian goaltender Vladislav Tretiak...Memorable Sharks/NHL moment: first game...Speaks five languages: English, Russian, French, German and Kazak...Hates slow drivers...One of two Sharks (Thornton, 2006) to be featured in the McFarlane Sports Picks NHL Hockey figurine series (2002)...Originally wore No. 35.

PENALTY SHOTS FACED BY EVGENI NABOKOV

(entering the 2007-08 season)

DATE	OPPONENT	PLAYER	RESULT	TIME	PERIOD	SCORE
Feb. 28, 2007	vs. Nashville	Martin Erat	Unsuccessful	12:07	2nd	3-4 L (S0)
Oct. 18, 2003	vs. Ottawa	Marian Hossa	Successful	9:22	3rd	1-4 L
March 24, 2003	vs. Tampa Bay	Martin St. Louis	Unsuccessful	17:56	3rd	1-4 L
Feb. 17, 2003	at Los Angeles	Zigmund Palffy	Unsuccessful	2:12	3rd	2-3 L
Jan. 8, 2002	vs. St. Louis	Sergei Varlamov	Unsuccessful	5:11	2nd	2-6 L
Feb. 26, 2001	at St. Louis	Marty Reasoner	Successful	6:39	1st	2-7 L
Nov. 1, 2000	vs. Pittsburgh	Martin Straka	Unsuccessful	:40	1st	3-2 W



CAREER STATISTICS

PLAYOFFS


Season	Club	League	GP	W	L	OT	MINS	GA	SO	GAA	GP	W	L	MINS	GA	SO	AVG
1992-93	Kamenogorsk	CIS	4		NA		109	5	0	2.75	-	-	-	-	-	-	-
1993-94	Kamenogorsk	CIS	11		NA		539	29	0	3.22	-	-	-	-	-	-	-
1994-95	Dynamo	CIS	37		NA		2075	70	NA	2.02	-	-	-	-	-	-	-
1995-96	Dynamo	CIS	39		NA		2008	67	NA	2.00	-	-	-	-	-	-	-
1996-97	Dynamo	Russia	27		NA		1588	56	2	2.11	4		NA	255	12	0	2.82
1997-98	Kentucky	AHL	33	10	21	2	1867	122	0	3.92	1	0	0	23	1	0	2.59
1998-99	Kentucky	AHL	43	26	14	1	2429	106	5	2.62	11	6	5	599	30	2	3.00
1999-00	Kentucky	AHL	2	1	1	0	120	3	1	1.50	-	-	-	-	-	-	-
	Cleveland	IHL	20	12	4	3	1161	52	0	2.90	-	-	-	-	-	-	-
	San Jose	NHL	11	2	2	1	414	15	1	2.17	1	0	0	20	0	0	0.00
2000-01	San Jose	NHL	66	32	21	7	3700	135	6	2.19	4	1	3	218	10	1	2.75
2001-02	San Jose	NHL	67	37	24	5	3901	149	7	2.29	12	7	5	712	31	0	2.61
2002-03	San Jose	NHL	55	19	28	8	3227	146	3	2.71	-	-	-	-	-	-	-
2003-04	San Jose	NHL	59	31	19	8	3456	127	9	2.20	17	10	7	1052	30	3	1.71
2004-05	Metallurg	Russia	14	-	-	-	808	27	3	2.00	5	-	-	307	13	0	2.53
2005-06	San Jose	NHL	45	16	19	7	2575	133	1	3.10	1	0	0	12	1	0	5.00
	Russia	Olympics	-	-	-	-	126	8	3	1.34	-	-	-	-	-	-	-
2006-07	San Jose	NHL	50	25	16	4	2778	106	7	2.29	11	6	5	701	26	1	2.23
	Sharks/NHL Totals		353	162	129	40	20051	811	34	2.43	46	24	20	2715	98	5	2.17

Selected by San Jose in the 1994 NHL Entry Draft (9th round, 219th overall).

Joe Pavelski

Shoots: Right 5-foot-11, 195 pounds
Born: 7/11/84 in Plover, Wisconsin
Hometown: Plover, Wisconsin

Selected by San Jose in the 2003 NHL Entry Draft (7th round, 205th overall)



8

CENTER

PLAYERS

2006-07: Sharks were 9-2-1 when he scored a goal and 16-5-2 when he recorded a point...Among all NHL rookies, 12th in goals, T-7th in game-winning goals (three), T-8th in power play goals (5) and 13th in points...His power play goal vs. Detroit on Jan. 4 tied a then-franchise record for power play goals in a season by a rookie (five — Grant Stevenson in 2005-06; Brad Stuart in 1999-00; Pat Falloon in 1991-92; Jeff Friesen in 1994-95; Rob Gaudreau in 1992-93. Carle has since set a new franchise record)...Missed two games (March 13 vs. Chicago and March 15 at Phoenix) due to injury (foot)...Posted his second two-goal game on March 4 at Dallas, which was his fourth multiple-point game...Recorded an assist and successfully converted his shootout attempt at Washington on Feb. 21...Placed on Injured Reserve on Feb. 6 retroactive to Jan. 30 (foot) and activated on Feb. 21...Scored his second game-winning goal against Detroit this season with his multi-point effort (1-1=2) on Jan. 4...Changed to No. 8 from No. 53 before game vs. Anaheim on Dec. 26...Posted first career two-assist game vs. Anaheim on Dec. 16...Posted first career two-goal game at Los Angeles on Dec. 12...Recorded first career NHL assist/penalty vs. Colorado on Dec. 9...Scored the GW goal on Dec. 2 at Detroit with six seconds remaining in regulation, giving San Jose just their third-ever regular season win against Detroit at Joe Louis Arena...Scored his third goal in his fourth NHL game on Nov. 29 at Minnesota, in front of friends and family...Notched his second goal of the season on Nov. 28 at St. Louis...Recalled by San Jose on Nov. 22 and scored a goal in his first NHL game vs. Los Angeles that night...At the time of his recall, was tied for fourth in the AHL and first among AHL rookies in points (8-18=26), which led Worcester (AHL)...At the time of recall, his eight goals were tied for sixth among league rookies and his 18 assists were fourth in the league overall...His 10-game point streak (5-12=17 from Oct. 14-Nov. 12) was the fifth longest streak in the AHL this season and the longest amongst rookies at the time of his recall...**Playoffs:** Scored goal in his second playoff game April 18 vs. Nashville in WCQF Game 4...Appeared in his first career playoff game and posted a plus-1 plus/minus rating on April 16 vs. Nashville in WCQF Game 3.

Career 2005-06: 2006 Rbk Division I Second Team All-American...Led the Badgers in assists, points, 11 power play goals, six game-winning goals and 15 multi-point games...Points ranked second in the WCHA overall and his 39 WCHA points were fourth...Named the WCHA's Offensive Player of the Week for Jan. 15, his third award...Named by InsideCollegeHockey.com as a Top-10 Hobey Baker Award candidate for 2006-07...**Playoffs:** Named to the NCAA Midwest Regional All-Tournament Team and INCH's Second Team All-American...Had hat trick in the NCAA regional semifinal win over Bemidji State...Had two assists as Wisconsin won their sixth NCAA Division I National Championship...**2004-05:** T-5th in WCHA in points...Led team in points, assists and plus/minus and second in goals...T-1st in PP goals...Tied for 13th overall and was No. 2 freshman scorer in WCHA, T-18th in goals, T-9th in assists and T-1st in GWG...T-1st in nation in points among freshman, 31st overall...WCHA Rookie of the Week for Oct. 18-24...Named to the USCHO All-American Rookie Team, Rookie Team All-American by Inside College Hockey.com and the Rookie All-WCHA Team...**2003-04:** Named USA Hockey Junior Player of the Year...T-16th in USHL in scoring, T-18th in goals and T-16th in assists...Waterloo (USHL) captain was second on team in points, assists and plus/minus (plus-10), first in goals...USHL Player of the Week Nov. 18 and Sept. 30...**Playoffs:** Led Waterloo to their first Clark Cup and Junior A Championship...Second in USHL in scoring and goals, T-1st in GW goals (three) and fourth in assists (six)...**Other:** Captain of 2004 USA Hockey Junior Select Team, which won the silver medal at the Viking Cup...**2002-03:** USHL Rookie of the Year, named to USHL's All-Rookie Team and a First Team All-USHL selection...First on team in goals (also led USHL), points and shots (227)...Second on team in assists and T-1st in games played...**Playoffs:** T-1st on team, T-4th overall among all players in goals...First on team, third overall, in assists and points.

NHL CAREER HIGHLIGHTS

First NHL game — Nov. 22, 2006 vs. Los Angeles
First NHL goal — Nov. 22, 2006 vs. Los Angeles (Mathieu Garon)
First NHL assist — Dec. 9, 2006 vs. Nashville
Most points, game — 2, 5 times, most recent, March 4, 2007 at Dallas
Most goals, game — 2, 2 times, most recent, March 4, 2007 at Dallas
Most assists, game — 2, 2 times, most recent, Jan. 11 at Los Angeles
Most consecutive games, point — 3, 4 times, most recent, April 1, 2007 vs. Los Angeles thru April 7, 2007 vs. Vancouver
Most consecutive games, goal — 3, Nov. 28, 2006 at St. Louis thru Dec. 2, 2006 at Detroit
Most consecutive games, assist — 3, April 1, 2007 vs. Los Angeles thru April 7, 2007 vs. Vancouver
Most consecutive games played — 29, Nov. 22, 2006 vs. Los Angeles thru Jan. 30, 2007 vs. Dallas
Best plus/minus — +2, March 4, 2007 at Dallas

CAREER VS. NHL

TEAM	GP	G	A	PTS	PIM
ANA	4	0	3	3	2
ATL	1	0	0	0	0
CGY	3	1	1	2	2
CAR	1	0	0	0	0
CHI	1	0	0	0	0
COL	2	0	0	0	2
CBJ	2	0	1	1	0
DAL	5	4	0	4	2
DET	2	2	1	3	0
EDM	3	0	1	1	0
LA	6	3	3	6	2
MIN	2	1	0	1	0
NSH	2	0	1	1	2
NJ	1	0	0	0	0
PHO	5	1	1	2	2
STL	2	1	0	1	0
VAN	3	1	1	2	4
WAS	1	0	1	1	0
TOTAL	46	14	14	28	18

Personal: "Pavs" is engaged to be married next year (Sarah)...Has two dogs (Buster and Dallas)... Favorites: country (music), "Blades of Glory" (movie), "Friends" (television show); Will Ferrell (actor); University of Wisconsin Badgers (professional/college team); San Jose Sharks (NHL team); Aldo's (San Jose area restaurant); "Some place warm" (vacation spot); Tiger Woods (professional athlete — "He just wins"); google.com (web site); steak and sushi (foods); Arbuckle's (hometown hangout — "My aunt's restaurant")...Likes to golf and fish and if he wasn't in hockey, that's what he'd be doing...Hockey idol is Brett Hull...Memorable Sharks/NHL moment: the last minute game-winning goal in Detroit on Dec. 2...Calls himself loyal, hardworking and outgoing... Non-sports idols are his parents ("Raised me to be the person that I am today").



CAREER STATISTICS

Season		Club	League	GP	G	A	PTS	PIM	GP	G	A	PTS	PIM
2002-03		Waterloo	USHL	60	36	33	69	32	7	5	7	12	8
2003-04		Waterloo	USHL	54	21	31	52	58	12	6	6	12	10
		United States	Viking Cup	6	4	4	8	N/A	-	-	-	-	-
2004-05		Wisconsin	WCHA	40	16	29	45	24	1	0	0	0	2
2005-06		Wisconsin	WCHA	43	23	33	56	34	-	-	-	-	-
2006-07		San Jose	NHL	46	14	14	28	18	6	1	0	1	0
		Worcester	AHL	16	8	18	26	8	-	-	-	-	-
		Sharks/NHL Totals		46	14	14	28	18	6	1	0	1	0


Selected by San Jose in the 1998 NHL Entry Draft (7th round, 205th overall).

PLAYOFFS

Patrick Rissmiller

Shoots: Left 6-foot-4, 220 pounds
Born: 10/26/78 in Belmont, Massachusetts
Hometown: Belmont, Massachusetts

Signed by San Jose as a free agent on June 30, 2003.



34

LEFT WING

PLAYERS

2006-07: The Sharks were 7-0-0 when he scored a goal... Recorded goals in consecutive games for the first time in his career (2-1=3) on March 30 and April 1... Posted a goal and an assist in earning the game's No. 1 star vs. Phoenix on March 30... Missed first game of the season vs. Anaheim on Feb. 26 (lower body injury)... Registered a goal in front of 30 family and friends at Washington on Feb. 21... Posted a goal at Edmonton on Jan. 26... Had his second multi-point game against Los Angeles this season with a goal and an assist on Jan. 11... Recorded an assist vs. Detroit on Jan. 4... Posted an assist vs. Los Angeles on Dec. 14... Posted a career-high three assists and plus-3 at Los Angeles on Nov. 9... **Playoffs:** Picked up assist on Grier goal in 2-0 win in Game 1 of WCFSF at Detroit on April 26... Scored GW goal in 2 OT in Game 1 of WCQF at Nashville on April 11.

Career 2005-06: Picked up an assist on Carle's first NHL goal, March 25 at Minnesota... Posted first NHL assist on March 21 at St. Louis... Scored first NHL goal on March 18 against Dallas... Appeared in his first game of the season on March 16 against St. Louis, posting a plus-1 in 14:26... Recalled from Cleveland (AHL) on March 15... At the time of his recall, led the team in assists, was second in points and fourth in goals... Made his first AHL All-Star appearance... Barons franchise leader in points (167)... Had two assists for the Barons on Oct. 21 to become the franchise leader... Tied a Barons franchise record with four assists on Jan. 7 vs. Syracuse... **Playoffs:** Recorded one point in two consecutive games (1-1=2) from May 10-12... Scored first career postseason goal in Game Four of the WCQF vs. Nashville on April 27... **2004-05:** Second on Cleveland in goals and third in points... Had six multi-point games, the last one coming on Jan. 8 vs. Grand Rapids (two goals)... Led Barons in November with five goals... Had a 6-game point streak (3-4=7) snapped on Nov. 9 vs. Edmonton... In March, paced Cleveland with nine assists and 13 points... Had nine shots on goal and scored on an empty net vs. Utah on April 13... **2003-04:** Fifth on Barons in scoring and fourth in assists... Tied a Barons season-high by posting assists in four consecutive games from Jan. 31-Feb. 12... Assigned to Cleveland on Nov. 29... Made NHL debut Nov. 13 vs. St. Louis, becoming the first Holy Cross and MAAC product to play in an NHL game... Added a 5-game point streak from Nov. 2-29 (4-5=9)... Recalled from Cleveland Nov. 12... Registered 15 points (7-8=15) in the first 14 games of the season... **Playoffs:** Added an assist in nine postseason games... **2002-03:** Seventh on Barons in points during first professional season... Barons top scorer in January (4-8=12)... Scored first professional goal Nov. 20 vs. Albany... Scored first game-winning goal Feb. 9 vs. Grand Rapids... **2001-02:** Named MAAC Offensive Player of the Year... Named ITECH MAAC Co-Player of the Week Jan. 28... Named finalist for Walter Brown Award, given to the best American-born hockey player in New England... Posted college career highs in goals, assists and points in 33 games during senior season... **2000-01:** Set college career high in PIM... **1999-00:** Played in a college career high 35 games... **1998-99:** Second on team in scoring during freshman season... Led team in plus/minus (plus-16)... Named to MAAC All-Rookie Team.

NHL CAREER HIGHLIGHTS

First NHL game — Nov. 13, 2003 vs. St. Louis
First NHL goal — March 18, 2006 vs. Dallas (off Marty Turco)
First NHL assist — March 21, 2006 at St. Louis
Most points, game — 3, Nov. 9, 2006 at Los Angeles
Most goals, game — 1, 10 times, most recent, April 1, 2007 vs. Los Angeles
Most assists, game — 3, Nov. 9, 2006 at Los Angeles
Most consecutive games, point — 2, 4 times, most recent, March 30, 2007 vs. Phoenix thru April 1, 2007 vs. Los Angeles
Most consecutive games, goal — 2, March 30, 2007 vs. Phoenix thru April 1, 2007 vs. Los Angeles
Most consecutive games, assist — 2, Dec. 12, 2006 at Los Angeles thru Dec. 14, 2006 vs. Los Angeles
Most consecutive games played — 71 April 3 at Dallas thru Feb. 24, 2007 at Calgary
Best plus/minus — +3, Nov. 9, 2006 at Los Angeles

Personal: "Risser" is single... Favorites: Grateful Dead and Coldplay (musicians); "Bottle Rocket" and "Knocked Up" (movies); "That 70s Show" (television show); Owen and Luke Wilson and Scarlett Johansson (actor/actress); Boston Red Sox (professional team); Forbes Mill (San Jose area restaurant); Maui (vacation spot); Boston.com (web site); seafood and pizza (food); my mom's home (hometown hangout)... Likes to play golf... If he wasn't in hockey, he'd be a soccer player... Hockey idol is Ray Bourque... Affiliated with the Leukemia and Lymphoma Society... Calls himself quiet, friendly and loyal... Hates arrogant people... Best part about growing up in his hometown: safe and had a lot of kids... Would've like to have met John Lennon... Three wishes: world peace, healthy family and happiness... Comes from a big family of five brothers and two sisters... Non-sports idols are his late father (David, who was a certified public accountant) and mother (Pat, a nurse practitioner and professor at Boston's Simmons College).

CAREER VS. NHL

TEAM	GP	G	A	PTS	PIM
ANA	8	0	0	0	4
CGY	4	0	0	0	4
CHI	5	1	1	2	0
COL	6	0	1	1	2
CBJ	5	0	0	0	2
DAL	11	2	2	4	2
DET	5	0	1	1	2
EDM	4	1	1	2	0
FLO	1	0	0	0	0
LA	10	2	6	8	4
MIN	5	0	1	1	2
NSH	5	0	0	0	2
NJ	1	0	0	0	2
NYI	1	0	0	0	0
NYR	1	0	0	0	0
PHI	1	1	1	2	0
PHO	11	1	1	2	0
PIT	1	0	1	1	0
STL	7	0	1	1	0
TB1	0	1	1	0	
TOR	1	0	0	0	0
VAN	6	1	0	1	4
WAS	1	1	0	1	0
TOTAL	101	10	18	28	30



PLAYERS

CAREER STATISTICS

Season	Club	League	GP	G	A	PTS	PIM
1998-99	Holy Cross	MAAC	34	13	28	41	N/A
1999-00	Holy Cross	MAAC	35	10	17	27	-
2000-01	Holy Cross	MAAC	29	14	15	29	40
2001-02	Holy Cross	MAAC	33	16	30	46	31
2002-03	Cincinnati	ECHL	2	2	2	4	0
	Cleveland	AHL	72	14	26	40	24
2003-04	San Jose	NHL	4	0	0	0	-
	Cleveland	AHL	75	14	31	45	66
2004-05	Cleveland	AHL	69	21	23	44	50
2005-06	San Jose	NHL	18	3	3	6	8
	Cleveland	AHL	68	15	37	52	30
2006-07	San Jose	NHL	79	7	15	22	22
	Sharks/NHL Totals		101	10	18	28	30

PLAYOFFS

GP	G	A	PTS	PIM
-	-	-	-	-
-	-	-	-	-
-	-	-	-	-
-	-	-	-	-
-	-	-	-	-
-	-	-	-	-
-	-	-	-	-
-	-	-	-	-
9	0	1	1	8
11	2	1	3	6
-	-	-	-	-
11	1	3	4	0
22	3	4	7	6

Signed by Cleveland to AHL contract on Sept. 30, 2002. Signed by San Jose on June 30, 2003.

Craig Rivet

(ruh-VEY)

Shoots: Right 6-foot-2, 210 pounds

Born: 9/13/74 in North Bay, Ontario

Hometown: North Bay, Ontario

Acquired by San Jose from Montreal along with a fifth round selection in the 2008 NHL Entry Draft in exchange for D Josh Gorges and the Sharks first round selection (22nd overall) in the 2007 NHL Entry Draft on Feb. 25, 2007.



52

DEFENSE

PLAYERS

2006-07: Seven goals fell one shy of his career high (eight, 2001-02)...Had his third-most productive season offensively with 24 points...Posted a plus-8 in just 17 games with the Sharks, making him a plus player for the first time since 2002-03 in Montreal...Two assist (0-2=2) performance earned him the No. 3 star of the game vs. Los Angeles on April 1...Third on team in blocked shots (118) with San Jose and Montreal...Played in his 600th NHL game on Oct. 6, 2006, at Buffalo...Assisted on Thornton's GW goal March 16 vs. Columbus... Recorded his first assist as a Shark on March 11 vs. Edmonton...Scored his first goal as a Shark in his first game for San Jose on March 2 at Anaheim...**Playoffs:** Among League defensemen, T-8th in goals and T-16th in points...Posted at least one point in the first three games of the WCQF series (2-2=4) against Nashville... Scored goals in back-to-back games (2-1=3) for the first time in his postseason career in WCQF on April 11 and April 13 at Nashville...Picked up a goal and assist in first postseason game with San Jose, WCQF Game 1 at Nashville on April 11.

Career 2005-06: Established career highs in assists, points, power play goals (five) and shots on goal (122)...Led Canadiens in blocked shots (135)...Had five two-point games between January 7 and March 13 (span of 25 games), posted a plus/minus rating even or better in 21 games (plus-5), including a streak of eight games (Jan. 7-25) and another streak of seven games (from March 2-13)... Led Canadiens with nine assists in January...Scored three goals and totaled 34 shots on goal, team high among defensemen in November...Had 19 shots on goal in six games (from Nov. 8-19) including eight against vs. Florida on Nov. 15...**2003-04:** Scored the OT GWG on Feb. 26 vs. Boston...

His playing streak came to an end on Feb. 3 vs Pittsburgh after 219 consecutive games...Missed the next two games due to a foot injury...**2002-03:** Played in all 82 games, a feat he achieved for the second straight season...Had first career 2-goal game on Feb. 27 vs. Minnesota...**2001-02:** Five of his 17 assists were registered on game-winning goals...**2000-01:** Missed 55 games due to a shoulder injury...**1999-00:** Was plus or even in 49 of his 61 games... First career multi-point game Jan. 29 vs. Philadelphia (1-1=2)...**1998-99:** 3-game assist scoring streak (three assists) from Dec. 18-21...**1997-98:** Was plus or even in 46 of his 61 games...**1996-97:** Led the Fredericton Canadiens (AHL) defensemen in PIM (99) and was third in scoring...**1995-96:** Led all Fredericton defensemen in goals and second in scoring...**1994-95:** Ranked second amongst Fredericton defensemen in points.

Personal: "Riv's" is married (Krista) and has two children (Ella and Nate). The couple is also expecting their third in January...Has a dog (Ted)...Favorites: Metallica (musicians); "The Shawshank Redemption" (movie); "Big Brother" (television show); Johnny Depp and Jennifer Aniston (actor/actress); Toronto Maple Leafs and Montreal Canadiens (favorite NHL teams when growing up); Los Cabos (vacation spot); Tiger Woods (professional athlete — "For his focus and dominance"); Portage (hometown hangout); tsn.ca (web site); everything — especially sushi (foods)...Likes to spend time with his family and play golf away from the ice...If he wasn't in hockey, he'd be a fire fighter (like his father, Gerry, who retired in August after 35 years on the job)...Has lots of superstitions...Memorable NHL moment: first goal...Hockey idol is Wayne Gretzky...Affiliated with Big Brother in his hometown of North Bay, Ontario...Calls himself caring, competitive and supportive...Pet peeves are cockiness and arrogance...Best part about growing up in North Bay: the cold weather so he could skate outdoors...Non-sports idol is his father ("For the way he brought me up, his morals and what he stands for").

NHL CAREER HIGHLIGHTS

First NHL game — April 15, 1995 vs. Boston
First NHL goal — March 25, 1996 vs. New York Islanders (Eric Fichaud)

First NHL assist — April 19, 1995 vs. Ottawa
Most points, game — 2, 11 times, most recent, April 1, 2007 vs. Los Angeles (with San Jose)

Most goals, game — 2, Feb. 27, 2003 vs. Minnesota (with Montreal)

Most assists, game — 2, 7 times, most recent, April 1, 2007 vs. Los Angeles (with San Jose)

Most consecutive games, point — 4, Jan. 7, 2006 thru Jan. 16, 2006 (with Montreal)

Most consecutive games, goal — 2, 3 times, most recent, Nov. 8, 2005 thru Nov. 10, 2005 (with Montreal)

Most consecutive games, assist — 3, Dec. 18, 1998 thru Dec. 21, 1998 (with Montreal)

Most consecutive games played — 219, Oct. 4, 2001 thru Feb. 3, 2004 (with Montreal)

Best plus/minus — +4, 2 times, most recent, Jan. 13, 2004 vs. St. Louis (with Montreal)

World Championships — Team Canada (2003)

100th NHL assist — March 18, 2006 vs. Pittsburgh (with Montreal)

600th NHL game — Oct. 6, 2006 at Buffalo (with Montreal)

CAREER VS. NHL					WITH SAN JOSE					
TEAM	GP	G	A	PTS	PIM	GP	G	A	PTS	PIM
ANA	13	1	2	3	11	2	1	0	1	2
ATL	26	0	5	5	24	1	0	0	0	0
BOS	46	3	8	11	49	---	---	---	---	---
BUF	48	0	7	7	83	---	---	---	---	---
CGY	16	1	1	2	16	1	0	0	0	0
CAR	40	2	7	9	75	1	0	2	2	2
CHI	12	1	4	5	4	2	0	1	1	0
COL	9	2	1	3	12	1	0	0	0	0
CBJ	5	0	3	3	4	1	0	1	1	0
DAL	13	0	3	3	13	1	0	0	0	0
DET	11	0	1	1	2	---	---	---	---	---
EDM	17	2	4	6	6	1	0	1	1	0
FLA	32	1	3	4	28	---	---	---	---	---
LA	11	0	5	5	27	2	0	2	2	4
MIN	8	2	2	4	6	1	0	0	0	0
MTL	---	---	---	---	---	---	---	---	---	---
NSH	6	0	1	1	6	---	---	---	---	---
NJ	30	2	3	5	21	---	---	---	---	---
NYI	31	6	2	8	58	---	---	---	---	---
NYR	31	4	6	10	20	---	---	---	---	---
OTT	47	3	10	13	73	---	---	---	---	---
PHI	36	2	8	10	58	---	---	---	---	---
PHO	10	0	1	1	2	1	0	0	0	0
PIT	32	2	6	8	56	---	---	---	---	---
SJ	11	1	2	3	4	---	---	---	---	---
STL	8	1	0	1	8	---	---	---	---	---
TB	32	2	4	6	59	---	---	---	---	---
TOR	43	0	11	11	33	---	---	---	---	---
VAN	13	1	3	4	22	2	0	0	0	4
WAS	33	1	6	7	27	---	---	---	---	---
TTL	670	40	119	159	807	17	1	7	8	12



PLAYERS

CAREER STATISTICS							PLAYOFFS					
Season	Club	League	GP	G	A	PTS	PIM	GP	G	A	PTS	PIM
1990-91	Barrie	OHL	42	9	17	26	55	-	-	-	-	-
1991-92	Kingston	OHL	66	5	21	26	97	-	-	-	-	-
1992-93	Kingston	OHL	64	19	55	74	117	16	5	7	12	39
1993-94	Kingston	OHL	61	12	52	64	100	6	0	3	3	6
	Fredericton	AHL	4	0	2	2	2	-	-	-	-	-
1994-95	Montreal	NHL	5	0	1	1	5	-	-	-	-	-
	Fredericton	AHL	78	5	27	32	126	12	0	4	4	17
1995-96	Montreal	NHL	19	1	4	5	54	-	-	-	-	-
	Fredericton	AHL	49	5	18	23	189	6	0	0	0	12
1996-97	Montreal	NHL	35	0	4	4	54	5	0	1	1	14
	Fredericton	AHL	23	3	12	15	99	-	-	-	-	-
1997-98	Montreal	NHL	61	0	2	2	93	5	0	0	0	2
1998-99	Montreal	NHL	66	2	8	10	66	-	-	-	-	-
1999-00	Montreal	NHL	61	3	14	17	76	-	-	-	-	-
2000-01	Montreal	NHL	26	1	2	3	36	-	-	-	-	-
2001-02	Montreal	NHL	82	8	17	25	76	12	0	3	3	4
2002-03	Montreal	NHL	82	7	15	22	71	-	-	-	-	-
	Canada	World Ch.	9	0	1	1	6	-	-	-	-	-
2003-04	Montreal	NHL	80	4	8	12	98	11	1	4	5	2
2004-05	TPS Turku	FNL	18	3	1	4	28	6	0	0	0	39
2005-06	Montreal	NHL	82	7	27	34	109	6	0	2	2	2
2006-07	San Jose	NHL	17	1	7	8	12	11	2	3	5	18
	Montreal	NHL	54	6	10	16	57	-	-	-	-	-
	Sharks Totals		17	1	7	8	12	11	2	3	5	18
	NHL Totals		670	40	119	159	807	50	3	13	16	42

Selected by Montreal in the 1992 NHL Entry Draft (3rd round, 68th overall). Acquired by San Jose from Montreal along with a fifth round selection in the 2008 NHL Entry Draft in exchange for D Josh Gorges and the Sharks first round selection (22nd overall) in the 2007 NHL Entry Draft on Feb. 25, 2007.

Jeremy Roenick

Shoots: Right 6-foot-1, 205 pounds
Born: Jan. 17, 1970 in Boston, Massachusetts
Hometown: Phoenix, Arizona

Signed by San Jose as a free agent on Sept. 4, 2007.



27

CENTER

2006-07: Returned to Phoenix for his second stint...Ended season in the top-five all-time among U.S.-born NHL players in goals (495 — third), assists (675 — fifth) and points (1,170 — third)...Had five multiple-point games...Recorded 10th career hat trick and named No. 2 star vs. San Jose on Dec. 30.

Career 2005-06: Scored 22 points in 58 games with the Kings...**2004-05:** Did not play...**2003-04:** Fifth on the Flyers in points...**2002-03:** Led the Flyers in scoring for the second consecutive season (59 points) and was T-2nd with a plus-20 rating...Scored 20-plus goals for the eighth straight season and 13th time...**2001-02:** Flyers leading scorer and the club's Most Valuable Player...Plus-32 rating was second in the NHL...Won the Yanick Dupre Class Guy Award by the Philadelphia chapter of the Professional Hockey Writers' Association...**Olympics:** Silver medalist with Team USA...**2000-01:** Led Phoenix in points, goals (seventh 30-goal season), assists and PIM...Became the first player in NHL history to lead his team in those four categories on two occasions (1999-00)...**1999-00:** Led Phoenix in points (T-11th in NHL), goals, assists and PIM...Became the sixth player in the NHL's modern era to lead his team in those four categories (Maurice Richard, Jean Beliveau, Stan Smyl, Theoren Fleury and Joe Thornton)...Led Phoenix with 12 game-winning goals (club record)...**1998-99:** Led the Coyotes in points (T-20th in NHL) and assists...**1997-98:** Among Coyotes leaders: points (56, second) and goals (24, third)...**Olympics:** Played for Sharks Head Coach Ron Wilson and Team USA...**1996-97:** Second on Phoenix in scoring and led with three shorthanded goals...**1995-96:** Led the Blackhawks in goals and was second in scoring...**1994-95:** Finished sixth in team scoring...**1993-94:** Led the Hawks in scoring for the third consecutive season (107 points — tied career high)...Became first Blackhawk to record three straight 100-plus point seasons...Had a career best with 61 assists...Set Chicago record with team-leading 24 power play goals...**1992-93:** Led the Blackhawks in three categories: points (107 — a career high), goals and power play goals (24)...**1991-92:** Led Chicago in points, goals, assists and power play goals (22)...His 53 goals broke a Hawk record by a center (Denis Savard, 47)...One of three in Chicago history (Bobby Hull and Al Secord) to score at least 50 goals...His 13 game-winning goals led the NHL and broke Hull's team record (11)...**Playoffs:** Posted 22 points in 18 games as Chicago went to the Finals...**1990-91:** Finished second on the Hawks and 11th in the NHL in points...Named Blackhawks Player of the Year...**1989-90:** In his "official" rookie NHL season, named NHL Rookie of the Year by NHL players and *The Sporting News*...**Playoffs:** Set a team rookie record with 18 points...**1988-89:** Started season with Chicago and made debut on Oct. 6 vs. Rangers...Played in three games (no points) before returning to his junior team (Hull, QMJHL)...Recalled to the Hawks Feb. 13...Named QMJHL Second Team All-Star.

Personal: "JR" and "Styles" is married (Tracy) with two children (Brandi and Brett)...Has two Shar-peis (Asia and Fuji)...

NHL CAREER HIGHLIGHTS

First NHL game — Oct. 6, 1988 vs. New York Rangers (with Chicago)
First NHL goal — Feb. 14, 1989 at Minnesota (with Chicago off Kari Takko)
First NHL assist — Feb. 15, 1989 vs. Washington (with Chicago)
Most points, game — 5, 2 times, most recent — Feb. 24, 1994 vs. Winnipeg (with Chicago)
Most goals, game — 4, 2 times, most recent — Feb. 24, 1994 vs. Winnipeg (with Chicago)
Most assists, game — 4, 8 times, most recent — Dec. 19, 1997 at Anaheim (with Phoenix)
Most consecutive games, point — 11, Nov. 16, 1999 thru Dec. 8, 1999 (with Phoenix)
Most consecutive games, goal — 6, April 1, 1993 thru April 11, 1993 (with Chicago)
Most consecutive games, assist — 8, Nov. 18, 1999 thru Dec. 4, 1999 (with Phoenix)
Hat Tricks — 10, most recent — Dec. 30, 2006 vs. San Jose (with Phoenix)
Most consecutive games played — 327, Dec. 15, 1990 thru April 2, 1995
Best plus/minus — +4, five times, last, March 1, 2000 vs. Carolina (with Phoenix)
NHL All-Star Games — 9 (1991, 1992, 1993, 1994, 1999, 2000, 2002, 2003, 2004)
NHL Player of the Week — Nov. 22 thru Nov. 28, 1999
World Junior Championships — United States (1988, 1989)
World Championships — United States (1991)
Canada Cup — United States (1992)
Olympics — United States (2002, 1998)
400th NHL goal — Feb. 23, 2001 at Buffalo (with Phoenix)
300th NHL goal — Oct. 26, 1997 vs. Buffalo (with Phoenix)
600th NHL assist — Jan. 9, 2002 at New York Islanders (with Philadelphia)
1,100th NHL point — Dec. 16, 2003 vs. Calgary (with Philadelphia)
1,000th NHL point — Jan. 30, 2002 at Ottawa (with Philadelphia)
500th NHL point — Jan. 1, 1995 vs. Los Angeles (with Chicago)
1,200th NHL game — Nov. 16, 2006 vs. Chicago (with Phoenix)
1,000th NHL game — Nov. 16, 2002 vs. Boston (with Philadelphia)
500th NHL game — Jan. 6, 1996 at Detroit (with Chicago)

CAREER VS. NHL

TEAM	GP	G	A	PTS	PIM
ANA	48	14	22	36	92
ATL	13	6	9	15	9
BOS	32	8	22	30	34
BUF	33	18	17	35	36
CAL	50	20	26	46	60
CAR	35	17	12	29	65
CHI	33	9	17	26	57
COL	47	24	23	47	18
CBJ	15	2	5	7	6
DAL	90	37	43	80	97
DET	79	29	38	67	174
EDM	54	22	38	60	60
FLA	25	10	12	22	45
LA	58	27	2	9	80
MIN	15	2	10	12	6
MTL	36	8	25	33	16
NSH	22	5	16	21	10
NJ	39	10	16	26	23
NYI	41	20	25	45	31
NYR	37	13	20	33	46
OTT	23	11	11	22	7
PHI	28	6	16	22	31
PHO	35	19	12	31	38
PIT	38	15	24	39	33
SJ	55	19	25	44	74
STL	78	34	45	79	75
TB	31	14	18	32	20
TOR	72	41	40	81	70
VAN	52	23	37	60	60
WAS	38	12	19	31	40
TOTAL	1252	495	675	1170	1413



Superstition is to pick up a penny off the ground heads up and to leave it tails down...Pet peeves are arrogance and rudeness...Best part about growing up in Boston: the hockey...Fan of the New England Patriots...Grew up a Boston Bruins fan...Calls himself passionate, caring and gritty...Would've like to have met Frank Sinatra.

CAREER STATISTICS

PLAYOFFS

Season	Team	Lge	GP	G	A	Pts	PIM	GP	G	A	PTS	PIM
1987-88	United States	World Jr.	7	5	4	9	4	-	-	-	-	-
1988-89	Hull	QMJHL	28	34	36	70	14	9	7	12	19	6
	Chicago	NHL	20	9	9	18	4	10	1	3	4	7
1989-90	United States	World Jr.	7	8	8	16	0	-	-	-	-	-
	Chicago	NHL	78	26	40	66	54	20	11	7	18	8
1990-91	Chicago	NHL	79	41	53	94	80	6	3	5	8	4
	United States	World Cham.	9	5	6	11	8	-	-	-	-	-
1991-92	Chicago	NHL	80	53	50	103	98	18	12	10	22	12
	United States	Canada Cup	8	4	2	6	4	-	-	-	-	-
1992-93	Chicago	NHL	84	50	57	107	86	4	1	2	3	2
1993-94	Chicago	NHL	84	46	61	107	125	6	1	6	7	2
1994-95	Cologne	DEL	3	3	1	4	2	-	-	-	-	-
	Chicago	NHL	33	10	24	34	14	8	1	2	3	16
1995-96	Chicago	NHL	66	32	35	67	109	10	5	7	12	2
1996-97	Phoenix	NHL	72	29	40	69	115	6	2	4	6	4
1997-98	Phoenix	NHL	79	24	32	56	103	6	5	3	8	4
	United States	Olympics	4	0	1	1	6	-	-	-	-	-
1998-99	Phoenix	NHL	78	24	48	72	130	1	0	0	0	0
1999-00	Phoenix	NHL	75	34	44	78	102	5	2	2	4	10
2000-01	Phoenix	NHL	80	30	46	76	114	-	-	-	-	-
2001-02	Philadelphia	NHL	75	21	46	67	74	5	0	0	0	14
	United States	Olympics	6	1	4	5	2	-	-	-	-	-
2002-03	Philadelphia	NHL	79	27	32	59	75	13	3	5	8	8
2003-04	Philadelphia	NHL	62	19	28	47	62	18	4	9	13	8
2005-06	Los Angeles	NHL	58	9	13	22	36	-	-	-	-	-
2006-07	Phoenix	NHL	70	11	17	28	32	-	-	-	-	-
NHL Totals			1252	495	675	1170	1413	136	51	65	116	101

Selected by Chicago (1st round, 8th overall) of the 1988 NHL Entry Draft. Traded to Phoenix by Chicago for Alex Zhamnov, Craig Mills and Phoenix's first round selection in the 1997 NHL Entry Draft on Aug. 16, 1996. Signed by Philadelphia as a free agent on July 2, 2001. Traded to Los Angeles by Philadelphia with Nashville's third round selection in the 2006 NHL Entry Draft in exchange for future considerations on Aug. 4, 2005. Signed by Phoenix as a free agent on July 4, 2006. Signed by San Jose as a free agent on Sept. 4, 2007.

Alexei Semenov


(ah-LEK-see) (SEHM-ih-nahf)

Shoots: Left 6-foot-6, 235 pounds

Born: 4/10/81 in Murmansk, Russia

Hometown: St. Petersburg, Russia

Signed by San Jose as a free agent on July 27, 2007.



21

DEFENSE

2006-07: Five assists were the second most for a single season in his career...Tied a single game career high for points with two assists on March 3 vs. Tampa Bay...Registered a career-best plus-3 plus/minus rating on Feb. 27 vs. Washington...Posted a plus-6 in just four games with Rochester (AHL)...Began the season in Russia playing for Ufa Salavat.

Career 2005-06: Scored his first goal as a Panther April 13 at Ottawa...Made his Panthers debut Dec. 1 at Washington... Played in 11 games with Edmonton...**2004-05:** Scored eight assists with 26 PIM in 50 games with SKA St. Petersburg of the Russian Hockey League...**2003-04:** Represented the Oilers, along with Raffi Torres, at the NHL YoungStars Game during NHL All-Star Weekend, recording one assist...First full season in NHL saw him score five points with 30 PIM and was plus-8 in 46 games...11th in Oilers in plus/minus (plus-8)...Established single season career high for goals (two) and equaled his career high for games played...Scored points in five of 46 games and was plus or even in 38 of 46 games...Averaged 17:15 of ice time per game, including season-high 24:15 at Chicago on Jan. 4...**2002-03:** Made NHL debut with Oilers...Played season's final 46 games (Dec. 30-April 5) after being recalled from Hamilton on Dec. 29...Scored first NHL point on an assist at Calgary on Feb. 7...Played for Hamilton (AHL) before being promoted to Edmonton...**Playoffs:** Made first career Stanley Cup Playoffs appearance, playing in all six games of the Oilers Western Conference Quarterfinal series vs. Dallas...**2001-02:** Played first full professional season...**2000-01:** Earned the Max Kaminsky Trophy awarded to the most outstanding defenseman as voted on by general managers...Posted 63 points in 65 games with Sudbury (OHL)...**1999-00:** Made professional debut with Hamilton, playing three playoff games following conclusion of Sudbury's playoff run.

NHL CAREER HIGHLIGHTS

First NHL game — Dec. 30, 2002 at Phoenix (with Edmonton)

First NHL goal — Feb. 7, 2003 vs. Calgary (Roman Turek, with Edmonton)

First NHL assist — Jan. 20, 2003 at Calgary (with Edmonton)

Most points, game — 2, 2 times, most recent, March 3, 2007 vs. Tampa Bay (with Florida)

Most goals, game — 1, 5 times, most recent, April 13, 2006 at Ottawa (with Florida)

Most assists, game — 2, March 3, 2007 vs. Tampa Bay (with Florida)

Most consecutive games, point — 2, 2 times, most recent, Feb. 24, 2007 vs. Boston thru Feb. 27, 2007 at Washington (with Florida)

Most consecutive games, goal — 1, 5 times, most recent, April 13, 2006 at Ottawa (with Florida)

Most consecutive games, assist — 2, 2 times, most recent, Feb. 24, 2007 vs. Boston thru Feb. 27, 2007 at Washington (with Florida)

Most consecutive games played — 46, Dec. 30, 2002 thru April 5, 2003

Best plus/minus — +3, Feb. 27, 2007 at Washington (with Florida)

Personal: "Semi" is married (Gyulnara) with two children (Alexander and Andrey)...Favorites: "Scarface" (movie); California Governor Arnold Schwarzenegger (actor); Detroit Red Wings (NHL team other than the Sharks); University of Florida Gators (professional/college team); Europe (vacation spot); espn.com (web site); Tiger Woods (professional athlete); Italian and Japanese (foods); Moscow (vacation spot)...Likes to listen to music and sit at his computer away from the ice...If he wasn't in hockey, he'd be in the oil industry...Speaks English and Russian...If he could meet someone in history, he'd like to be reunited with his late father, who's also his non-sports idol...Three wishes: bring father back, good health for his family and play in the NHL until he's 45.

CAREER VS. NHL

TEAM	GP	G	A	PTS	PIM
ANA	7	0	1	1	17
ATL	6	0	1	1	4
BOS	2	0	1	1	2
BUF	1	0	0	0	0
CGY	8	2	1	3	10
CAR	4	1	0	1	4
CHI	6	0	0	0	0
COL	6	0	0	0	11
CBJ	7	0	1	1	4
DAL	8	0	0	0	6
DET	6	0	0	0	6
FLO	1	0	0	0	9
LA	7	0	1	1	10
MIN	7	0	0	0	2
MON	3	0	1	1	2
NSH	8	0	1	1	9
NJ	2	0	0	0	0
NYI	3	0	1	1	0
NYR	1	0	0	0	0
OTT	6	1	0	1	4
PHI	3	0	0	0	7
PHO	6	0	0	0	4
PIT	3	0	0	0	6
SJ	6	0	0	0	9
STL	4	1	1	2	11
TB	6	0	2	2	7
TOR	3	0	0	0	6
VAN	5	0	1	1	4
WAS	7	0	3	3	2
TOTAL	142	5	16	21	156



PLAYERS

CAREER STATISTICS

Season	Club	League	CAREER STATISTICS					PLAYOFFS				
			GP	G	A	PTS	PIM	GP	G	A	PTS	PIM
1998-99	Sudbury	OHL	28	0	3	3	28	2	0	0	0	4
	St. Petersburg	Rus-1	6	0	0	0	2	-	-	-	-	
1999-00	Sudbury	OHL	65	9	35	44	135	12	1	3	4	23
	Hamilton	AHL	--	--	--	--	--	3	0	0	0	0
2000-01	Sudbury	OHL	65	21	42	63	106	12	4	13	17	17
2001-02	Hamilton	AHL	78	5	11	16	67	-	-	-	-	-
2002-03	Hamilton	AHL	37	4	3	7	45	-	-	-	-	-
	Edmonton	NHL	46	1	6	7	58	6	0	0	0	0
2003-04	Edmonton	NHL	46	2	3	5	32	-	-	-	-	-
2004-05	St. Petersburg	Russia	51	0	9	9	24	-	-	-	-	-
2005-06	Yaroslavl	Russia	2	0	1	1	2	-	-	-	-	-
	Edmonton	NHL	11	1	1	2	17	-	-	-	-	-
	Florida	NHL	16	1	1	2	21	-	-	-	-	-
	Rochester	AHL	3	0	0	0	7	-	-	-	-	-
2006-07	Rochester	AHL	4	0	0	0	6	-	-	-	-	-
	Ufa Salavat	Russi	20	1	2	3	32	-	-	-	-	-
	Florida	NHL	23	0	5	5	28	-	-	-	-	-
NHL Totals			142	5	16	21	156	6	0	0	0	0

Selected by Edmonton in the 1999 NHL Entry Draft (2nd round, 36th overall). Traded from Edmonton to Florida on Nov. 19, 2005 in exchange for a conditional draft choice in the 2006 NHL Entry Draft. **Signed by San Jose as a free agent on July 27, 2007.**

Joe Thornton

Shoots: Left 6-foot-4, 235 pounds
Born: 7/2/79 in London, Ontario
Hometown: St. Thomas, Ontario

Acquired by San Jose from Boston for Wayne Primeau, Brad Stuart and Marco Sturm on Nov. 30, 2005.



19

CENTER

PLAYERS

2006-07: Voted 2006-07 Seagate Technology "Sharks Player of the Year"...Earned the Playstation "Three Stars of the Year" Award, given to the Shark to earn the most three stars during the course of the season...Became just the third player in NHL history to have back-to-back 90-assist seasons by posting two helpers on April 5 vs. Calgary. He joined elite company, as the only other two players who have had consecutive 90-assist season are Wayne Gretzky (12 in a row, 1980-81 through 1991-92) and Mario Lemieux (1987-88 and 1988-89)...Posted at least one point in 14 of the last 16 games (6-26=32)...Recorded 23 multi-point efforts in the last 43 games (11-55=66)...Had at least one assist in 18 out of the last 21 games, posting 39 points (7-32=39) and compiling a plus-23 plus/minus rating... Led NHL in assists, second in PP points (54), PP assists (44) and points...Led NHL in home assists (54)...Led San Jose in points and takeaways (51)...Established a franchise record for assists in a period with four in the second period vs. Los Angeles on April 1...Named the NHL's Second Star of the Month for March where he led all NHL scorers during the month with 24 points (5-19=24) in 14 games...Had a 10-game point streak (5-17=22) from March 6-24...Had a plus or even plus/minus rating in 15 consecutive games (plus-20) from Feb. 22 at Chicago through March 22 at Atlanta...Set a new franchise record for assists (formerly Thornton's 72 in 2005-06) and tied the franchise record for points (with Cheechoo's 93 in 2005-06) with four points (1-3=4) at Phoenix on March 15...Named NHL's First Star of the Week with 10 points (4-6=10) in four games for week ending March 18...Had a season-long four-game goal streak (March 13 vs. Phoenix through March 18 at Colorado)...Tied his franchise record for assists in a single season (72 — 2005-06) on March 13 vs. Chicago...Voted to the starting lineup, leading all Western Conference players in votes, for the 2007 NHL All-Star Game...In the NHL Superskills competition, he hit 4 targets on 6 attempts in the shooting accuracy, scored a goal in the shootout competition and posted the second-hardest shot among the Western Conference competitors at 93.2 mph... Picked up his 600th point and 400th assist on Jan. 13 at Phoenix...Named the NHL's Third Star for the week ending Jan. 8 by posting seven points (0-7=7) in two games...Matched a franchise record with four assists vs. Detroit on Jan. 4, marking the second time he has done so as a Shark...Recorded his 200th goal on Dec. 31 at Dallas...Finished fourth in the voting for The Lionel Conacher Award as Canadian male athlete of the year in a survey by The Canadian Press and Broadcast News (NBA star and former Santa Clara University basketball player Steve Nash was first)...Recorded an assist in six consecutive games (2-10=12) from 12/7 vs. Colorado through 12/16 vs. Anaheim...Posted fifth three-point night of the season on Nov. 22 vs. Los Angeles (1-2=3)...Pumped in his third three-assist night of the season vs. Pittsburgh on Nov. 4...Posted second three-assist game at Edmonton on Oct. 12...Assisted on all three Sharks goals Oct. 26 at Nashville...Played in his 600th NHL game Oct. 25 at Detroit...**Playoffs:** Tied a Sharks playoff record with his seven-

NHL CAREER HIGHLIGHTS

- First NHL game** — Oct. 8, 1997 at Phoenix (with Boston)
- First NHL assist** — Jan. 25, 1998 at Washington (with Boston)
- First NHL goal** — Dec. 3, 1997 at Philadelphia (with Boston)
- Most points, game** — 5, Dec. 28, 2001 at Florida (with Boston)
- Most goals, game** — 3, 2 times, most recent, Jan. 5, 2002 vs. Washington (with Boston)
- Most assists, game** — 5, Dec. 28, 2001 at Florida (with Boston)
- Most consecutive games, point** — 14, Nov. 19, 2005 thru Dec. 20, 2005
- Most consecutive games, goal** — 5 (twice), most recent, Feb. 8 thru March 3, 2006
- Most consecutive games, assist** — 10, Nov. 26 thru Dec. 20, 2005
- Most consecutive games played** — *140, Dec. 2, 2005 at Buffalo thru April 7, 2007 vs. Vancouver (streak intact entering 2007-08)
- Best plus/minus (season)** — +31, 2005-06
- 100th NHL goal** — Jan. 26, 2002 vs. Florida (with Boston)
- 200th NHL assist** — March 9, 2003 at Chicago (with Boston)
- 300th NHL assist** — Dec. 28, 2005 vs. Phoenix
- 500th NHL point** — Feb. 12, 2006 at Phoenix
- Art Ross Trophy** — 2006
- Hart Memorial Trophy** — 2006
- First Team NHL All-Star** — 2006
- All-Star Teams** — 2002, 2003, 2004, 2007
- Olympics** — Team Canada (2006)
- World Championships** — Team Canada (2001, 2005)
- World Cup** — Team Canada (2004)
- Seagate Technology "Sharks Player of the Year"** — 2006-07, 2005-06
- Seagate Technology "Sharks Player of the Month"** — Feb. 2007, Dec. 2006, Dec. 2005, April 2006
- Playstation "Three Stars of the Year" Award** — 2007
- NHL Player of the Month** — March 2007 (2nd Star)
- NHL Offensive Player of the Week (w/Sharks)** — March 12-18, 2007 (1st Star), Jan. 2-8, 2007 (3rd Star), April 10-16, 2006 and Dec. 5-Dec. 11, 2005

CAREER VS. NHL					WITH SAN JOSE					
TEAM	GP	G	A	PTS	PIM	GP	G	A	PTS	PIM
ANA	26	8	20	28	20	15	3	17	20	10
ATL	19	7	17	24	37	2	1	4	5	0
BOS	1	0	0	0	15	1	0	0	0	15
BUF	36	8	20	28	80	1	0	2	2	0
CGY	15	3	14	17	13	6	0	7	7	6
CAR	29	8	15	23	50	2	2	4	6	0
CHI	18	6	16	22	22	6	3	10	13	0
COL	17	10	13	23	8	7	7	6	13	0
CBJ	11	4	14	18	28	6	2	7	9	2
DAL	24	6	16	22	18	13	3	12	15	6
DET	15	5	11	16	12	6	1	9	10	4
EDM	17	5	10	15	18	7	4	6	10	2
FLA	27	7	18	25	14	2	1	2	3	0
LA	24	5	24	29	39	15	4	16	20	26
MIN	11	2	7	9	8	6	2	5	7	0
MTL	36	8	16	24	35	1	0	1	1	0
NSH	16	6	16	22	16	5	0	9	9	4
NJ	28	14	18	32	28	1	1	0	1	0
NYI	28	8	11	19	25	1	0	0	0	2
NYR	25	9	17	26	29	1	0	0	0	0
OTT	36	13	18	31	41	1	0	1	1	2
PHI	25	9	8	17	15	1	0	1	1	2
PHO	25	5	22	27	12	15	4	18	22	6
PIT	30	14	28	42	10	1	0	3	3	0
SJ	10	1	6	7	18	-----	-----	-----	-----	-----
STL	17	5	12	17	12	7	1	9	10	2
TB	27	13	15	28	16	2	1	2	3	0
TOR	33	8	13	21	25	1	0	2	2	0
VAN	18	4	16	20	31	6	1	10	11	8
WAS	28	10	18	28	21	2	1	1	2	2
TTL	672	211	449	660	716	140	42	164	206	99

goals, including the overtime game-winner, scored at Vancouver on April 12 (the playoff spot-clinching game)...Set the NHL record for points in a single season by a player who played for two teams in one season (surpassed the 112 points scored by Bernie Nicholls in 1989-90) by recording two assists on April 9 against Dallas...Named runner-up for NHL Offensive Player of the Week for Feb. 12, posting nine points (3-6-9) in four games...Notched his 56th assist on Feb. 6 against Calgary matching St. Louis' NHL-leading total from 2003-04...Posted a 14-game point streak (5-17=22, Nov. 19-Dec. 20), including at least one point in his first eight Sharks games (3-13=16)...Tied Sharks franchise record with at least one assist in eight consecutive games (3-13=16, Dec. 2-20) that was previously done by Nicholls (0-8=8, Oct. 24-Nov. 8, 1996)...Set a franchise record by recording two, six-game multi-point contests (Dec. 2-16, 3-11=14 and April 6-15, 2-15=17)...Scored his first goal as a Shark in his first home game in San Jose against Atlanta on Dec. 6...Had two assists in his first game with San Jose on Dec. 2 at Buffalo...Had eight multiple-point games with Boston...Had an eight-game point streak with Boston from Oct. 27-Nov. 12 (5-10=15)...**Olympics:** Registered three points (1-2=3)...**Playoffs:** When the Sharks were eliminated from contention, was T-12th in the League in assists...Recorded two points (1-1=2) in Game Four of the WCSF or the WCSF on May 12...Scored the game-winning goal on the power play in Game Two of the WCSF vs. Edmonton on May 8...Assisted on Marleau's game-winning, series-clinching goal in Game Five of the WCQF at Nashville...Assisted on Marleau's two power play goals in Game Four of the WCQF on April 27...Registered first assist of playoffs in Game One of WCQF at Nashville on April 21...**2004-05:** Played with Davos in Switzerland, leading team and finishing seventh overall in league scoring...Led the league in playoff scoring as Davos won the Swiss League Championship...World Championships MVP with Team Canada...**2003-04:** Reached the 20-plus goal mark for the fifth straight season...Led Boston in assists and points for the third time...Had 19 multiple-point games, including five three-point efforts...Recorded his 400th NHL point with an assist Feb. 5 at Buffalo and played his 500th NHL game March 11 at Buffalo...Voted a starter for the Eastern Conference Team at the 2004 NHL All-Star Game — his third All-Star Game appearance...Member of 2004 World Cup of Hockey gold medal-winning Team Canada...**2002-03:** Named the 17th captain in Bruins history on Oct. 8...Finished third overall in scoring, was second in the NHL in assists and had his second 30-plus goal season...Second team NHL All-Star...Became just the third player in Bruins history to score 100-plus points with 100-plus penalty minutes (Bobby Orr and Ken Hodge) and was the first

S-C-O-R-E

Since Dec. 1, 2005, Joe Thornton has been the National Hockey League's top points producer. His teammates (Jonathan Cheechoo, 12th with 147 points and Patrick Marleau, 17th with 141) are also in the NHL's Top-20.

PLAYER	GP	G	A	PTS
Joe Thornton, San Jose	140	42	164	206
Sidney Crosby, Pittsburgh	135	63	131	194
Jaromir Jagr, N.Y. Rangers	138	63	117	180
Alexander Ovechkin, Washington	139	83	90	173
Dany Heatley, Ottawa	142	83	87	170

TOPS SINCE 2002-03

Joe Thornton has been the National Hockey League's top scorer for the last four seasons.

PLAYER	GP	G	A	PTS
Joe Thornton, San Jose	317	110	303	413
Jaromir Jagr, N.Y. Rangers	316	151	219	370
Marian Hossa, Atlanta	323	163	191	354
Daniel Alfredsson, Ottawa	309	131	217	348
Joe Sakic, Colorado	303	127	205	332

Bruin since 1993-94 to hit 100 points...Had 33 multiple-point games, including three four-point efforts...NHL Player of the Week for Nov. 25-Dec. 1 (3-4=7 and plus-9 in three games)...Recorded his 300th NHL point with a goal Jan. 18 vs. Columbus, played his 400th NHL game Jan. 28 vs. Nashville and recorded his 200th NHL assist March 9 at Chicago...**2001-02:** Had 20 multiple-point games, including a career-high five-assists, Dec. 28 in Florida and his second career hat trick Jan. 5 vs. Washington...Played his 300th NHL game Oct. 27 vs. N.Y. Rangers, recorded his 200th NHL point with an assist Nov. 15 vs. New Jersey and scored his 100th NHL goal Jan. 26 vs. Florida...**Playoffs:** Had two multiple-point games...Had a four-game point streak from April 18-25 (2-4=6)...**2000-01:** Established a career season high in goals, hitting the 30-plus goal mark for the first time in his career...Tied for second in the NHL with 19 power play goals...Had 17 multiple-point games, including two four-point efforts...Scored his first career hat trick March 1 vs. Tampa Bay...Had an 11-game point streak from Feb. 10-March 5 (12-7=19), including a five-game goal streak from Feb. 21-March 1 (seven goals)...Had a six-game point streak from March 24-April 2 (3-6=9)...Recorded his 100th NHL assist April 2 vs. Montreal...Played for Team Canada in the World Championships...**1999-00:** Led the team in goals, assists, points and penalty minutes, becoming just the second player in team history to accomplish that feat (Jimmy Herberts, 1924-25)...Was the only player in the NHL (fourth Bruin) to lead his team in points and penalty minutes...Had 17 multiple-point games...Had two four-game point streaks...Played his 200th NHL game March 4 vs. Philadelphia and recorded his 100th NHL point with a goal March 16 at Chicago...Underwent shoulder surgery at the end of the season...**1998-99:** Had seven multiple-point games...Played his 100th NHL game Jan. 28 vs. New Jersey...**Playoffs:** Was third in Boston scoring...Had a five-game point streak from April 26-May 6 (2-4=6)...Scored the series-clinching goal May 2 in Game Six of the ECQF vs. Carolina...**1997-98:** Five of his seven points came in an 11-game span, Jan. 25-March 1...Played his first NHL game Oct. 8 in Phoenix after missing the first three games with a broken forearm suffered in preseason...Scored his first NHL goal/point Dec. 3 at Philadelphia...Recorded his first NHL assist Jan. 25 at Washington...**1996-97:** Completed his second season of junior hockey in Sault Ste. Marie (71-127=198) and 174 PIM in 125 games...Second amongst OHL scoring leaders (122 points in 59 games) and was named an OHL Second Team All-Star...Youngest member of Team Canada's 1997 gold medal-winning World Junior Championships squad...**1995-96:** Named the top rookie in Canadian major junior hockey and earned a spot on the CHL All-Rookie Team.

PERSONAL: Single and has a girl friend (Tabea)...Owns two cats (Lenny and Indy)...Favorites: The Tragically Hip (musicians); "Tombstone" (movie); "Prison Break" (television show); Val Kilmer and Pamela Anderson (actor/actress); Los Angeles Kings (NHL team while growing up); Toronto Blue Jays (professional team); Forbes Mill (San Jose area restaurant); Thailand (vacation spot); Roger Federer (professional athlete — "The best ever"); sjsharks.com (web site); steak and chicken (foods); Legends (hometown hangout)...Likes to watch movies away from the ice...If he wasn't in hockey, he'd be working in his hometown...Memorable Sharks/NHL moment: his debut in Buffalo on Dec. 2, 2005...Hockey idols are Wayne Gretzky and Pat LaFontaine...Affiliated with Right To Play, an organization that uses sports to improve health, build life skills and foster peace for children and communities affected by war, poverty and disease...Older cousin, Scott, played for the Sharks from 2000-06 and has been with the Los Angeles Kings for the last two seasons...Has two figurines (one with Boston and San Jose) in the McFarlane's Sports NHL hockey series (one of two Sharks, the other is Nabokov)...Calls himself honest, enthusiastic and polite...Pet peeve is ignorant people...Would like to have met Alexander the Great ("He was the youngest ruler of the world")...Three wishes: health, happiness and world peace...Non-sports idol is his father Wayne ("A good father and a good husband").

A SPECIAL GROUP

Among players who began the 2006-07 season at age 27 and under, Joe Thornton is the No. 1 scorer, while teammate Patrick Marleau is fourth.

PLAYER	GP	G	A	PTS
Joe Thornton, San Jose	672	211	449	660
Marian Hossa, Atlanta	629	270	312	582
Vincent Lecavalier, Tampa Bay	629	233	277	510
Patrick Marleau, San Jose	717	219	272	491
Alex Tanguay, Calgary	531	159	322	481



CAREER STATISTICS

PLAYOFFS

Season	Club	League	GP	G	A	PTS	PIM	GP	G	A	PTS	PIM
1995-96	Sault Ste. Marie	OHL	66	30	46	76	51	4	1	1	2	11
1996-97	Sault Ste. Marie	OHL	59	41	81	122	123	11	11	8	19	24
1997-98	Boston	NHL	55	3	4	7	19	6	0	0	0	9
1998-99	Boston	NHL	81	16	25	41	69	11	3	6	9	4
1999-00	Boston	NHL	81	23	37	60	82	-	-	-	-	-
2000-01	Boston	NHL	72	37	34	71	107	-	-	-	-	-
2001-02	Boston	NHL	66	22	46	68	127	6	2	4	6	10
2002-03	Boston	NHL	77	36	65	101	109	5	1	2	3	4
2003-04	Boston	NHL	77	23	50	73	98	7	0	0	0	14
2004-05	Davos	Switz.	40	10	44	54	80	14	4	20	24	29
2005-06	San Jose	NHL	58	20	72	92	55	11	2	7	9	12
	Boston	NHL	33	9	24	33	6	-	-	-	-	-
2006-07	San Jose	NHL	82	22	92	114	44	11	1	10	11	10
	Sharks Totals		140	42	164	206	99	22	3	17	20	22
	NHL Totals		672	211	449	660	721	57	9	29	38	63

Selected in the first round (1st overall) by Boston in the 1997 NHL Entry Draft. Acquired by San Jose from Boston in exchange for Wayne Primeau, Brad Stuart and Marco Sturm on Nov. 30, 2005.

Marc-Edouard Vlasic

Shoots: Left 6-foot-1, 200 pounds
Born: 3/30/87 in Montreal, Quebec
Hometown: Montreal, Quebec

Selected by San Jose in the 2005 NHL Entry Draft (2nd round, 35th overall)



44

DEFENSE

2006-07: Named to the NHL All-Rookie Team along with Carle. They became just the second pair of defensive teammates in NHL history to be named to the squad in the same season joining Detroit's Niklas Lidstrom and Vladimir Konstantinov (1991-92)... Voted Playstation "Sharks Rookie of the Year" as voted by the Bay Area media...Was the youngest defenseman to play in the NHL...Posted seven points (1-6=7) and a plus-13 plus/minus in the last 21 games...Led League rookies in shorthanded time on ice per game (3:18) and in ice time per game (22:11), averaging 1:39 per game more than any other rookie that played in 10-plus games...Second among all NHL rookies in blocked shots (134)... T-2nd among rookie defensemen in points and T-2nd in assists... Second on team in average ice time (22:11), behind only Scott Hannan...Posted an assist in three consecutive games (0-3=3) from March 27-April 1, marking the first time in his career that he strung together a three-game point streak...Led the team in blocked shots (five) at Chicago on March 21...Posted an assist and a career-high 27:58 of ice time vs. Dallas on Jan. 30... Posted a plus-2 on Dec. 2 at Detroit...Recorded his first career goal and multi-point game (1-1=2) on Nov. 22 vs. Los Angeles... Blocked four shots on Oct. 23 at Columbus...Made his NHL debut vs. St. Louis on Oct. 5...Became the youngest defenseman to make the Sharks out of camp since Brad Stuart in 1999...**Playoffs:** Earned first point (assist) in his first NHL playoff game on Game 1 of WCQF at Nashville on April 11.

Career 2005-06: Alternate captain was second on Quebec (QMJHL) in scoring among defensemen, eighth overall and fourth in the league among blueliners...Third on the squad in plus/minus with a plus-41...Was among the final 34 players in camp for Team Canada for the 2006 IIHF World Jr. Tourney...**Playoffs:** Led QMJHL in points among defensemen and finished fifth overall in the league...His 24 assists ranked second in the QMJHL and was first among defensemen...His three game-winning goals were T-2nd in the league...Finished T-3rd in scoring among defensemen at the Memorial Cup with three assists in four games...Assisted on two goals in the Memorial Cup Championship, including the game-winning goal...Led all players at the Memorial Cup in plus-minus, posting a plus-7...**2004-05:** Tied for 18th among league defensemen in points...13th among league defensemen in assists...Second among league defensemen and fifth overall in the league in plus/minus (plus-39)...**2003-04:** Tied for 18th among league defensemen in plus/minus (plus-6)...Fifth among team defensemen in points (10).

Personal: "Pickles" and "Dominator" has a girl friend (Martine)...Has two cats (Rangy and Spice)...Favorites: Oasis (musicians); "Bourne Ultimatum" (movie); "Friends" (television show — he has the complete special edition boxed DVD set while Martine has the complete DVD set by separate seasons); Ben Stiller and Reese Witherspoon (actor/actress); Detroit Red Wings (favorite NHL team while growing up); Forbes Mill (San Jose area restaurant); Hawaii (vacation spot); Roger Federer (professional athlete — "He's the dominant one in his sport, the best day-in-and-day-out"); yahoo.com (web site); pasta and lasagna (food)...Likes to play golf and go to the movies...If he wasn't in hockey, he'd be an engineer...Memorable NHL/Sharks moment: first goal...Hockey idol is Pavel Bure...Calls himself quiet, passionate and committed...Hates bad drivers and having messy closet...Always puts his left side on first...Went to Punta Cana in the Dominican Republic for vacation this past offseason...Speaks French and English...Best part about growing up in Montreal: a big city with lots going on...Would've like to have met President John F. Kennedy...Non-sports idol is his father Edward ("He played hockey and taught me everything. He coached me when I was growing up").

NHL CAREER HIGHLIGHTS

First NHL game — Oct. 5, 2006 vs. St. Louis
First NHL goal — Nov. 22, 2006 vs. Los Angeles (Dan Cloutier)
First NHL assist — Oct. 23, 2006 at Columbus
Most points, game — 2, 2 times, most recent, Jan. 6, 2007 vs. Columbus
Most goals, game — 1, 3 times, most recent, Feb. 28, 2007 vs. Nashville
Most assists, game — 2, Jan. 6, 2007 vs. Columbus
Most consecutive games, point — 3, March 27, 2007 vs. Los Angeles thru April 1, 2007 vs. Los Angeles
Most consecutive games, goal — 1, 3 times, most recent, Feb. 28, 2007 vs. Nashville
Most consecutive games, assist — 3, March 27, 2007 vs. Los Angeles thru April 1, 2007 vs. Los Angeles
Most consecutive games played — 44, Oct. 5, 2006 vs. St. Louis thru Jan. 11 at Los Angeles
Best plus/minus — +3, 3 times, most recent, March 6, 2007 at Minnesota
NHL All-Rookie Team — 2006-07
PlayStation "Sharks Rookie of the Year" — 2006-07

CAREER VS. NHL

TEAM	GP	G	A	PTS	PIM
ANA	8	0	2	2	4
ATL	1	0	0	0	0
CGY	4	0	0	0	0
CAR	1	0	0	0	0
CHI	4	0	0	0	0
COL	4	0	2	2	0
CBJ	4	0	3	3	0
DAL	8	0	2	2	2
DET	4	0	1	1	2
EDM	4	0	2	2	0
FLO	1	0	0	0	0
LA	8	1	5	6	2
MIN	4	0	1	1	2
NAS	4	1	0	1	2
NJ	1	0	1	1	0
NYI	1	0	0	0	0
NYR	1	0	0	0	0
PHI	1	0	1	1	0
PHO	7	1	2	3	2
PIT	1	0	0	0	0
STL	4	0	0	0	2
TB	1	0	1	1	0
VAN	4	0	0	0	0
WAS	1	0	0	0	0
TOTAL	81	3	23	26	18



PLAYERS

CAREER STATISTICS

Season	Club	League	GP	G	A	PTS	PIM	GP	G	A	PTS	PIM
2003-04	Quebec	QMJHL	41	1	9	10	4	5	0	1	1	0
2004-05	Quebec	QMJHL	70	5	25	30	33	13	2	7	9	2
2005-06	Quebec	QMJHL	66	16	57	73	57	23	5	24	29	10
2006-07	San Jose	NHL	81	3	23	26	18	11	0	1	1	2
	Sharks/NHL Totals		81	3	23	26	18	11	0	1	1	2

Selected by San Jose in the 2005 NHL Entry Draft (2nd round, 35th overall).

PLAYOFFS

Riley Armstrong

Center/Right Wing



Shoots: Right 5-foot-11, 190 pounds
Born: 11/8/84 in Lloydminster, Saskatchewan
Hometown: Saskatoon, Saskatchewan
Signed by San Jose as a free agent on Sept. 15, 2004.

2006-07: Registered career highs for games played (73), goals (19), assists (17) and points (36)...Led team forwards in PIM (108)...Fourth on the team with a career-high six power play goals...**Career 2005-06:** With Cleveland (AHL), scored his first goal of the season on Nov. 19 vs. Grand Rapids...**2004-05:** Youngest player on the Barons roster...Made his professional debut on Oct. 15 at Grand Rapids and had an assist...Scored first professional goal at Hamilton on Nov. 6...Scored first power play goal on Nov. 23 vs. Houston...**2003-04:** T-1st in scoring...Led Everett (WHL) in assists and was second in goals, plus/minus (plus-7) and PIM (119)...**Playoffs:** Scored his first WHL playoff goal at Spokane on March 23...Second on Everett in goal scoring and PIM...**2002-03:** T-1st in team rookie scoring, T-11th overall...Fourth on the team in plus/minus (plus-4)...Second amongst team rookies in games played and led in PIM).

CAREER STATISTICS

PLAYOFFS

Season	Club	League	GP	G	A	PTS	PIM	GP	G	A	PTS	PIM
2001-02	Yorkton	SMH	42	43	34	77	-	-	-	-	-	-
2002-03	Kootenay	WHL	65	6	10	16	69	10	0	1	1	14
2003-04	Everett	WHL	69	18	26	44	119	21	5	4	9	46
2004-05	Cleveland	AHL	70	8	11	19	117	-	-	-	-	-
2005-06	Cleveland	AHL	64	4	5	9	67	-	-	-	-	-
2006-07	Worcester	AHL	73	19	17	36	108	6	0	1	1	12

Signed by San Jose as a free agent on Sept. 15, 2004.

Tom Cavanagh

Center



Shoots: Left 6-foot, 200 pounds
Born: 3/24/82 in Warwick, Rhode Island
Hometown: Warwick, Rhode Island
Selected by San Jose in the 2001 NHL Entry Draft (6th round, 182nd overall).

2006-07: Established career highs for goals (12), assists (32) and points (44)...Recorded his sixth multi-point game of the year with two assists on April 4 vs. Manchester...Registered three assists on Feb. 2 vs. Bridgeport...Posted two shorthanded goals on the season...**Playoffs:** Scored a power play goal in Game 6 of the Atlantic Division Semifinals on April 28...**Career 2005-06:** Playing for Cleveland (AHL), scored two goals, including the game-winner, on April 13 at Manitoba...Made professional debut on Nov. 19 vs. Grand Rapids scoring three points (a goal and two assists)...Missed first 16 games due to offseason surgery...Did not skate at San Jose training camp due to injury...**2004-05:** ECAC Coaches Preseason All-League team selection...Named ECAC Defensive Forward of the Year and Second Team All-ECAC...Led team in goals, assists and points and was second in GWG...Named league's top defensive forward and earned all-second team honors...T-8th overall in ECAC in points, T-9th in goals, T-4th in assists and T-3rd in GWG...Named first team All-Ivy League...Semifinalist for the Walter Brown Award, presented annually to the best American-born college hockey player in New England...His father, Joe, won the award in 1971...**2003-04:** Named finalist for the Walter Brown Award...Finished T-9th among all ECAC scorers, tops on Harvard...Also T-9th in goals and T-13th in assists...First on team in goals, second in assists, T-2nd in PP goals and T-3rd in GWG (two)...Named ECAC Player of the Week, Dec. 30 and March 16...Selected to ECAC All-Tournament Team...**2002-03:** Appeared in all 34 games for second consecutive season...One of six Harvard players to play in every game...Helped team to berth in NCAA Tournament...Fourth on team in goals, sixth in points...**2001-02:** Shared George Percy Award as team's rookie of the year...T-2nd among ECAC first-year players in scoring...Scored game-winning goal in double overtime vs. Cornell in the ECAC Championship Game, giving Harvard the conference title and a berth in the NCAA Tournament...Led team freshmen in points, fifth overall...Second on team in assists...One of two Crimson players to appear in every game...**2000-01:** Set Phillips-Exeter High School single-season goals record...Invited to the USA National Junior Evaluation Camp...**Other:** Father, Joe, was a three-time hockey All-America selection and is a member of the Beanpot and Harvard Varsity Club Halls of Fame.

CAREER STATISTICS

PLAYOFFS

Season	Club	League	GP	G	A	PTS	PIM	GP	G	A	PTS	PIM
2000-01	Phillips-Exeter	USHSE	31	42	40	82	34	-	-	-	-	-
2001-02	Harvard	ECAC	34	8	17	25	4	1	1	0	1	0
2002-03	Harvard	ECAC	34	14	13	27	31	1	0	0	0	0
2003-04	Harvard	ECAC	36	16	20	36	26	1	0	0	0	0
2004-05	Harvard	ECAC	33	10	19	29	22	1	0	0	0	0
2005-06	Cleveland	AHL	62	10	11	21	36	-	-	-	-	-
2006-07	Worcester	AHL	74	12	32	44	56	6	1	0	1	6

Selected by San Jose in the 2001 NHL Entry Draft (6th round, 182nd overall).

Logan Couture (Coe-chur)

Center



Shoots: Left 6-foot, 200 pounds

Born: 3/28/1989 in Guelph, Ontario

Hometown: London, Ontario

Selected by San Jose in the 2007 NHL Entry Draft (1st round, 9th overall).

2006-07: In just 54 games, he was T-22nd among OHL skaters in assists and T-19th in power play assists...Second on team in points, goals and power play goals (10), behind only Jamie McGinn...Tied for the team lead in shorthanded goals (three) with McGinn... Posted three points (a goal and two assists) as a member of the Eastern Conference All-Star team...Played in the 2007 CHL/NHL Home Hardware Top Prospects Game...**PLAYOFFS:** Led team in points and assists...**WORLD U-18:** T-7th on team with four points (two goals and two assists) in six games...Finished fourth in the tournament...**Career 2005-06:** Named to the OHL Second All-Rookie Team...Second in voting, behind John Tavares, for OHL Rookie of the Year...Among OHL rookies, he was third in points, second in assists and tied for fourth in goals...Second on team in power play goals (12)...Ottawa's Rookie of the Year and Most Sportsmanlike Player...Participated in the 2006 ADT Canada Russia Challenge...**WORLD U-17:** Tied for second on the team in goals and tied for third in points.

CAREER STATISTICS


PLAYOFFS

Season	Club	League	GP	G	A	PTS	PIM	GP	G	A	PTS	PIM
2005-06	Ottawa	OHL	65	25	39	64	52	6	3	4	7	0
	Ontario	World U-17	5	5	3	8	2	-	-	-	-	-
2006-07	Ottawa	OHL	54	26	52	78	24	5	1	7	8	4
	Canada	World U-18	6	2	2	4	2	-	-	-	-	-

Selected by San Jose in the 2007 NHL Entry Draft (1st round, 9th overall).

Taylor Dakers (Day-Kers)

Goaltender



Catches: Left 6-foot-1, 175 pounds

Born: 9/14/86 in Langley, British Columbia

Hometown: Langley, British Columbia

Selected by San Jose in the 2005 NHL Entry Draft (5th round, 140th overall).

2006-07: Finished the regular season fifth in league in goals-against average and second in save percentage (.919)...Named as a WHL Eastern Conference Second Team All-Star... One of CHL's Performers of the Week for Jan. 11...**PLAYOFFS:** Played in seven games, registering a 2.52 GAA and a .922 save percentage...Two of the four losses were in overtime...**Career 2005-06:** Returned from a preseason injury and made his season debut for Kootenay (WHL) on Nov. 6...Won 10 of his final 14 regular season starts, posting five shutouts...Didn't allow more than two goals in a game up until his 15th appearance...Led the WHL in save percentage (.926), ranked third in shutouts (eight) and fifth in GAA (2.11)...Named the WHL Player of the Week for Nov. 21...**Playoffs:** Ranked 12th in the league in save percentage (.899) and 15th in GAA (3.65)...**2004-05:** Ranked eighth among all North American goaltenders by NHL Central Scouting...**2003-04:** Played his first season for Kootenay.

CAREER STATISTICS


PLAYOFFS

Season	Club	League	GP	W	L	T	MINS	GA	SO	GAA	GP	W	L	MINS	GA	SO	AVG
2003-04	Kootenay	WHL	19	6	10	0	856	48	1	3.36	-	-	-	-	-	-	-
2004-05	Kootenay	WHL	23	13	7	2	1303	44	4	2.03	-	-	-	-	-	-	-
2005-06	Kootenay	WHL	47	30	15	1	2671	94	8	2.11	6	2	4	378	23	0	3.65
2006-07	Kootenay	WHL	48	33	10	4	2831	102	5	2.16	7	3	4	429	18	1	2.52

Selected by San Jose in the 2005 NHL Entry Draft (5th round, 140th overall).

Brennan Evans

Defense



Shoots: Left 6-foot-3, 220 pounds

Born: 1/16/82 in Camrose, Alberta

Hometown: Camrose, Alberta

Signed by San Jose as a free agent on July 18, 2007.

2006-07: Registered regular season career highs for games played, assists, points and a plus-23 rating...Established a franchise record (along w/defensive partner Patrick Traverse) with a plus-5 rating on April 11 vs. Lowell...Registered his first 2-point night of the season (two assists) on Feb. 2 vs. Bridgeport...Scored his first goal of the season on Dec. 22 vs. Manchester...Earned his first point of the year with an assist on Nov. 10 vs. San Antonio...Earned the first fighting major in Sharks franchise history (Doug Christiansen) at Manchester on Oct. 7...**PLAYOFFS:** Led team with 21 penalty minutes in five games...**Career 2005-06:** Set a career high and finished fifth on team in penalty minutes...Set a career high with three goals...**2004-05:** Posted seven assists in 51 games with Lowell...**2003-04:** Made his only NHL appearance in the postseason appearing in games against Detroit on April 27 and 29...Spent entire regular season in Lowell...**2002-03:** Led the team in PIM and finished second among team defencemen in points...Teammates with current Sharks Tomas Plhal and Riley Armstrong...**2001-02:** Won the Memorial Cup with Kootenay...**2000-01:** Split the season between Seattle and Kootenay...**1999-00:** Played in his first full season with Seattle.

Brennan Evans

continued

CAREER STATISTICS

PLAYOFFS

Season	Club	League	GP	G	A	PTS	PIM	GP	G	A	PTS	PIM
1998-99	Seattle	WHL	-	-	-	-	-	1	0	0	0	0
1999-00	Seattle	WHL	52	1	2	3	40	1	0	0	0	0
2000-01	Seattle	WHL	11	1	0	1	25	-	-	-	-	-
2000-01	Kootenay	WHL	55	2	7	9	105	11	0	0	0	25
2001-02	Kootenay	WHL	72	2	3	5	121	22	0	6	6	38
2002-03	Kootenay	WHL	67	6	17	23	182	11	1	1	2	24
2003-04	Lowell	AHL	64	1	9	10	65	-	-	-	-	-
2003-04	Calgary	NHL	-	-	-	-	-	2	0	0	0	0
2004-05	Lowell	AHL	51	0	7	7	79	5	0	0	0	2
2005-06	Binghamton	AHL	70	3	6	9	198	-	-	-	-	-
2006-07	Worcester	AHL	75	2	14	16	170	5	0	1	1	21
	NHL Totals		-	-	-	-	-	2	0	0	0	0

Signed by Calgary as a free agent on Sept. 30, 2003. Signed by Ottawa as a free agent on Sept. 30, 2005. Signed by San Jose as a free agent on July 18, 2007.

T.J. Fox

Center



Shoots: Left 6-foot-1, 200 pounds

Born: 6/11/84 in Oswego, New York

Hometown: Oswego, New York

Signed by San Jose as a free agent on March 8, 2007.

2006-07: Voted the team MVP and received the Seventh Player Award, as voted by fans to an individual who, with extra effort and skill, consistently creates excitement and aggressive play, resulting in a team advantage...Led team in scoring, tying the Union Division I single-season points record set in 2002-03...Led team with a plus-10 rating... Finished the regular season tied for fifth in overall scoring in ECAC and T-2nd overall in ECAC in assists...Recorded three, three-point games and had two seven-game point streaks...

Career 2005-06: Ranked fourth on the team in scoring and ninth in the ECAC among rookies in scoring...Had four four-game point streaks...Scored his first collegiate goal against Air Force on Oct. 7...Registered a team-high seven multiple-point games, including four straight from Oct. 15-Nov. 4...**2004-05:** Led Chicago in points...Was the team's top scorer in the playoffs...Played in the USHL All-Star Game...Helped lead the Steel to the Eastern Conference Finals...**2003-04:** Had 27 points (11 goals and 16 assists) in 56 games...**2002-03:** Made USHL debut with Green Bay.

PLAYERS

CAREER STATISTICS


PLAYOFFS

Season	Club	League	GP	G	A	PTS	PIM	GP	G	A	PTS	PIM
2002-03	Green Bay	USHL	32	3	3	6	24	-	-	-	-	-
2003-04	Chicago	USHL	56	11	16	27	62	5	1	0	1	-
2004-05	Chicago	USHL	60	21	29	50	90	7	2	3	5	4
2005-06	Union College	ECAC	30	8	12	20	34	-	-	-	-	-
2006-07	Union College	ECAC	36	13	24	37	54	-	-	-	-	-

Signed by San Jose as a free agent on March 8, 2007.

Thomas Griess (GRYCE)

Goaltender



Catches: Left 6-foot-1, 200 pounds

Born: 1/29/86 in Fussen, Germany

Hometown: Rasshaupten, Germany

Selected by San Jose in the 2004 NHL Entry Draft (3rd round, 94th overall).

2006-07: Made 22 consecutive appearances from Feb. 23-April 13 with Worcester (AHL)... Set a career high with 51 saves on April 6 vs. Hartford...Had a seven-game win streak snapped on April 4 vs. Manchester...Earned CCM/Vector AHL Player of the Week honors for the week ending March 25 after compiling a 3-0-0 record with a 1.67 goals-against average and a .940 save percentage...Assigned to Worcester on Nov. 23...Appeared in three games with Fresno (ECHL)...Reassigned to Fresno on Nov. 11...Made his North American

pro debut on Oct. 13 at Providence with 25 saves in a 3-1 loss...**Career 2005-06:** Finished third in the DEL (Germany) in save percentage (.926) and ranked sixth in GAA...**Olympics:** Started for Team Germany on Feb. 16 in a 5-1 loss to Team Canada...**2004-05:** Posted a 27-save win over Iserlohn on Dec. 17...Had team's lowest GAA...**Playoffs:** Team lost in seven games in first round to ERC Ingolstadt...**Other:** Played three games with Team Germany at 2005 World Jr. Championships...**2003-04:** Played for Team Germany in the Under-20 World Championships (Group A) and Under-18 World Championships...Spent most of the season with Koln junior team, but also played briefly for Koln in the Elite League.

CAREER STATISTICS

PLAYOFFS

Season	Club	League	GP	W	L	T	MINS	GA	SO	GAA	GP	W	L	MINS	GA	SO	AVG
2003-04	Koln Jr.	Germany	24	-	-	-	1286	-	0	2.61	-	-	-	-	-	-	-
	Koln	Germany	1	-	-	-	20	4	0	12.00	-	-	-	-	-	-	-
	Germany	WJC, A	2	1	0	0	119	3	0	1.51	-	-	-	-	-	-	-
	Germany	WJC, U18	3	3	0	0	140	8	0	3.43	-	-	-	-	-	-	-
2004-05	Koln	Germany	8	-	-	-	459	16	0	2.09	-	-	-	-	-	-	-
	Germany	WJC, U20	3	0	3	0	104	13	0	7.50	-	-	-	-	-	-	-
2005-06	Koln	Germany	27	-	-	-	1560	64	1	2.46	-	-	-	-	-	-	-
	Germany	Olympics	1	0	1	0	60	5	0	5.00	-	-	-	-	-	-	-
2006-07	Worcester	AHL	43	26	15	2	2555	111	0	2.61	3	0	3	172	12	0	4.18
	Fresno	ECHL	3	1	2	0	180	7	0	2.34	-	-	-	-	-	-	-

Selected by San Jose in the 2004 NHL Entry Draft (3rd round, 94th overall).

Mike Iggulden (igg-uhl-dun)

Center



Shoots: Right
Born: 11/9/82 in St. Catharines, Ontario
Hometown: St. Catharines, Ontario
Signed by San Jose as a free agent on Jan. 16, 2006.

2006-07: Registered career highs for goals (T-17th in AHL), assists and points...Scored his 30th goal of the year on April 15 vs. Lowell...Registered the second hat trick of his career on March 31 at Houston...Scored three shootout game-winning goals...Scored the shootout game-winning goal in Sharks first franchise win on Oct. 6 at Portland...

2006-07 Playoffs: Led Worcester in goals and points...Finished the playoffs with a three-game point streak (four, two goals and two assists)...Scored his first career playoff goal on April 20 at Manchester...**Career 2005-06:** Tied the Cleveland (AHL) record (Bernier) for power play goals by a rookie with 11 (surpassing Niko Dimitrakos, 10 in 2002-03) on April 6 vs. Toronto...Shared team goal scoring lead...Scored first hat trick as a professional on Feb. 15 vs. Houston...Assigned to Cleveland, where he signed a PTO agreement, from San Jose on Sept. 19...Attended training camp with San Jose and played in the Pacific Division Shootout Rookie Tournament...**2004-05:** Established a collegiate career high in goals and points during his senior season at Cornell...**2003-04:** Ninth with the Big Red in scoring...**2002-03:** Missed the majority of his sophomore season with a foot injury...**2001-02:** Scored his first collegiate goal as a freshman against Boston University...**Other:** Prior to Cornell, played at Ridley College, where he was a two-time captain and MVP of the hockey team...Finished his senior year at Ridley with 57 points (27 goals and 30 assists)...Father, Brian, played college hockey at Middlebury.

CAREER STATISTICS


PLAYOFFS

Season	Club	League	GP	G	A	PTS	PIM	GP	G	A	PTS	PIM
2001-02	Cornell	ECAC	30	1	3	4	6	-	-	-	-	-
2002-03	Cornell	ECAC	15	0	2	2	19	-	-	-	-	-
2003-04	Cornell	ECAC	30	2	8	10	10	-	-	-	-	-
2004-05	Cornell	ECAC	35	10	8	18	8	-	-	-	-	-
	Rochester	AHL	6	1	0	1	7	-	-	-	-	-
2005-06	Cleveland	AHL	77	22	26	48	57	-	-	-	-	-
2006-07	Worcester	AHL	73	30	27	57	55	6	3	3	6	0

Signed by San Jose as a free agent on Jan. 16, 2006.

Derek Joslin

Defense



Shoots: Left
Born: 3/17/87 in Richmond, Ontario
Hometown: Richmond, Ontario
Selected by San Jose in the 2005 NHL Entry Draft (5th round, 149th overall).

2006-07: Finished the regular season third on team in assists, fifth in points and tied for 16th among OHL defenseman scoring leaders...Earned selection to the OHL Eastern Conference All-Star Team, registering an assist and plus-5 rating in the game... **Playoffs:** Led Ottawa defenseman and was third overall in scoring...Recalled to Worcester following his season in Ottawa, appearing in three regular season games and four postseason contests...

Career 2005-06: Led Ottawa in scoring among defensemen, sixth overall...Ranked 14th in the OHL in scoring among defensemen...Selected as a member of Team OHL, which competed against Team Russia...**Playoffs:** Finished tied for 14th in the league in points among defensemen...**Playoffs:** Posted six points (a goal and five assists) in six games...**2004-05:** Second among team defensemen, 18th among league rookies and 21st among all league defensemen in scoring...Led Ottawa and tied for 14th in the league with a plus-26 plus/minus...**2003-04:** One of 16 rookies with the 67s...Spent most of the year with the Aurora Tigers (OHA).

CAREER STATISTICS

PLAYOFFS

Season	Club	League	GP	G	A	PTS	PIM	GP	G	A	PTS	PIM
2003-04	Ottawa	OHL	7	0	0	0	4	-	-	-	-	-
2004-05	Ottawa	OHL	68	6	24	30	44	21	0	3	3	24
2005-06	Ottawa	OHL	68	11	37	48	40	6	1	5	6	10
	Cleveland	AHL	2	0	0	0	0	-	-	-	-	-
2006-07	Ottawa	OHL	68	11	38	49	66	5	1	4	5	4
	Worcester	AHL	3	0	0	0	0	4	0	0	0	2

Selected by San Jose in the 2005 NHL Entry Draft (5th round, 149th overall).

Lukas Kaspar (Lou-kosh Cash-par) Left Wing

Shoots: Left 6-foot-2, 220 pounds

Born: 9/23/85 in Most, Czech Republic

Hometown: Most, Czech Republic

Selected by San Jose in the 2004 NHL Entry Draft (1st round, 22nd overall).

2006-07: Recorded career highs in games played, assists and points...Extended his career best point streak to five games with the game-winning goal on March 24 vs. Providence...

Career 2005-06: Posted a career-high 28 goals...Made his professional debut on Oct. 8 vs. Rochester...Assigned to Cleveland from San Jose on Sept. 27...Signed 3-year agreement with San Jose on Sept. 18...**2004-05:** Seventh in team scoring...Scored a hat trick Sept. 26 against Sault Ste. Marie...Fifth among OHL rookies in points...**Playoffs:**

Had six points (two goals and four assists) in seven games to begin playoffs...Helped team reach finals against London...Ended postseason T-3rd in scoring and second in assists...**2003-04:** Split the season between Litvinov Sr. and Jr. teams...Added three points in six games with Team Czech Republic at World Jr. Tournament...**2002-03:** Appeared in nine games with Litvinov Extraliga, posting two points.



CAREER STATISTICS

PLAYOFFS

Season	Club	League	GP	G	A	PTS	PIM	GP	G	A	PTS	PIM
2002-03	Litvinov	Czech	9	1	1	2	2	-	-	-	-	-
2003-04	Litvinov	Czech	37	4	2	6	10	-	-	-	-	-
	Litvinov Jr.	Czech	24	21	14	35	56	-	-	-	-	-
2004-05	Czech Rep.	World Jr.	6	0	3	3	2	-	-	-	-	-
	Ottawa	OHL	59	21	30	51	45	21	6	14	20	8
2005-06	Czech Rep.	World Jr.	7	1	1	2	16	-	-	-	-	-
	Cleveland	AHL	76	14	22	36	88	-	-	-	-	-
2006-07	Worcester	AHL	78	12	28	40	64	6	0	2	2	6

Selected by San Jose in the 2004 NHL Entry Draft (1st round, 22nd overall).

Jamie McGinn Left Wing

Shoots: Left 6-foot, 200 pounds

Born: 8/5/88 in Fergus, Ontario

Hometown: Fergus, Ontario

Selected by San Jose in the 2006 NHL Entry Draft (2nd round, 36th overall).

2006-07: Seventh in the OHL and team leader in goals...T-17 in OHL and team leader in points...Tied for eighth in the OHL in power play goals (21)...Second on the team in assists...Named to the Third Team OHL All-Star Team...Posted two points (a goal and an assist) and was a plus-3 in the 2006-07 All-Star Classic...Named OHL Player of the Week for the week ending Dec. 17...Posted 27 points (10 goals and 17 assists) during a 14-game point streak from Nov. 24 to Dec. 29...Joined Worcester following the OHL season and posted two points (a goal and an assist) in four games...**Playoffs:** Led Ottawa in goals and finished second on the team in points...Appeared in all of Worcester's six Calder Cup Playoff games...**Career 2005-06:** Fourth on the team in points and goals, fifth in assists and third in penalty minutes...Won the Fastest Skater in the Prospects Skills Competition...Represented Canada at the World U-18 Hockey Championships...**2004-05:** Fourth among team rookies in points and assists...Third among team rookies in goals and power play goals (three)...Played for Team Ontario Under-17 Tournament.



CAREER STATISTICS

PLAYOFFS

Season	Club	League	GP	G	A	PTS	PIM	GP	G	A	PTS	PIM
2004-05	Ottawa	OHL	59	10	12	22	35	18	4	7	11	0
	Team Ontario	World U-17	6	1	3	4	0	-	-	-	-	-
2005-06	Ottawa	OHL	65	26	31	57	113	6	2	2	4	4
	Canada	World U-18	7	2	1	3	10	-	-	-	-	-
2006-07	Ottawa	OHL	68	46	43	89	49	5	5	1	6	2
	Worcester	AHL	4	1	1	2	4	6	0	0	0	8

Selected by San Jose in the 2006 NHL Entry Draft (2nd round, 36th overall).

Graham Mink Right Wing


Shoots: Right 6-foot-3, 220 pounds

Born: 5/21/79 in Stowe, Vermont

Hometown: Stowe, Vermont

Signed by San Jose as a free agent on July 14, 2006.

2006-07: Established career highs in goals (T-13th in AHL), assists and points...T-13th in the AHL in power play goals (13, 2nd on team)...T-15th in AHL in first goals (six)...Ended the season with an 8-game point streak (14, eight goals and six assists)...Missed the first seven games of the season due to injury...Made his Worcester debut on Oct. 27 vs. Portland, registering two assists...**Playoffs:** Led the team in assists and tied for the team lead in points...Scored the Sharks first postseason goal on April 18 at Manchester in Game 1 of Atlantic Division Semifinals...**Career 2005-06:** Appeared in three games for Washington...Recalled from Hershey (AHL) on Dec. 3 and played that night vs. the New York Rangers...Finished tied for third on Hershey with 11 power play goals...**2004-05:** Second in goals, T-3rd in points and T-4th in assists for Portland (AHL)...Posted seven power-play goals, a shorthanded goal and two game-winners...His .135 shooting percentage led the team...Had a three-game point-scoring streak from Jan. 30-Feb. 5...**2003-04:** Appeared in two games for the Capitals and 68 games for Portland...Started the season with Portland but was recalled by the Capitals on Feb. 2...Made his NHL debut vs. Tampa Bay on Feb. 3...Reassigned to Portland on Feb. 5 after appearing in two games for the Capitals...Led Portland in goals and tied for third in points...Voted the team's most valuable player by the fans...**Playoffs:** Had an assist in three games...**2002-03:** In first full season with Portland, led the team in power play goals (eight) and tied for second




in goals and game-winning goals (four)...Seventh on the team in points...Shared team lead in games played...**2001-02:** Split the season between Portland and Richmond (ECHL)...Signed as a free agent with Portland on Sept. 30...Led Portland with a plus-23 rating and led all Portland rookies in points...**2000-01:** In his last season of collegiate hockey for Vermont (ECAC), set career highs in games, goals (led team), assists, points (third on Vermont) and PIM.

CAREER STATISTICS								PLAYOFFS				
Season	Club	League	GP	G	A	PTS	PIM	GP	G	A	PTS	PIM
1998-99	U. of Vermont	NCAA	27	4	2	6	34	-	-	-	-	-
1999-00	U. of Vermont	NCAA	17	7	4	11	18	-	-	-	-	-
2000-01	U. of Vermont	NCAA	32	17	12	29	52	-	-	-	-	-
2001-02	Richmond	ECHL	29	8	9	17	78	-	-	-	-	-
	Portland	AHL	56	17	17	34	50	-	-	-	-	-
2002-03	Portland	AHL	71	22	15	37	115	-	-	-	-	-
2003-04	Portland	AHL	68	18	19	37	74	3	0	1	1	4
	Washington	NHL	2	0	0	0	2	-	-	-	-	-
2004-05	Portland	AHL	63	18	21	39	86	-	-	-	-	-
2005-06	Worcester	AHL	43	21	19	40	50	21	8	13	21	29
	Washington	NHL	3	0	0	0	0	-	-	-	-	-
2006-07	Worcester	AHL	61	31	32	63	52	6	1	5	6	8
	NHL Totals		5	0	0	0	2	-	-	-	-	-

Signed by Washington as a free agent, April 9, 2002. Signed by San Jose as a free agent on July 14, 2006.

Torrey Mitchell

Center



Shoots: Left 5-foot-11, 190 pounds

Born: 1/30/85 in Greenfield Park, Quebec

Hometown: Greenfield Park, Quebec

Selected by San Jose in the 2004 NHL Entry Draft (4th round, 126th overall).

2006-07: Led the team in points and assists, second on team in goals and third on team in PIM...Tied for 10th among HE scoring leaders...Named an Honorable Mention Hockey East All-Star...INCH Shop Player of the Week for Nov. 27...Honored as University of Vermont's Student Athlete of the Week...Named as the team's co-captain...Signed an NHL entry level contract forfeiting his senior season on March 21...Made his professional debut with Worcester on March 23 at Hartford...Recorded his first professional points (a goal and an assist) and first multi-point game on March 31 at Houston...Registered a three-point night (a goal and two assists) on April 7 at Binghamton...**Playoffs:** Second on Worcester in PIM...**Career 2005-06:** Finished third in Hockey East in assists and ranked eighth in points — led team in both...Tied for 51st in the nation in scoring efficiency, averaging 1.05 points per game...Named to the Catamount Cup All-Tournament Team and received honorable mention among Hockey East All-Stars...**2004-05:** Third on team in points, fourth in goals and second in assists...Led team in PIM and plus/minus and T-1st in game-winning goals...Third among team freshmen in scoring, fourth in goals and first in assists...In ECAC, finished T-26th in points, T-13th in assists, T-25th in power play points and T-3rd overall in freshman scoring...Finished in nation's top-20 in points per game among rookies...Named ECAC Rookie of the Week on Oct. 11 and Nov. 1...Named National Player of the Week by INCH on Nov. 30 after scoring four goals in two wins, including a hat trick vs. New Hampshire on Nov. 27...Had five points (a goal and four assists) in three games from Dec. 19-30...**2003-04:** Had 62 points in 37 games.

CAREER STATISTICS								PLAYOFFS				
Season	Club	League	GP	G	A	PTS	PIM	GP	G	A	PTS	PIM
2003-04	Hotchkiss	USHSE	25	25	37	62	42	-	-	-	-	-
2004-05	Vermont	ECAC	38	11	19	30	74	-	-	-	-	-
2005-06	Vermont	HE	38	12	28	40	34	-	-	-	-	-
2006-07	Vermont	HE	39	12	23	35	46	-	-	-	-	-
	Worcester	AHL	11	2	5	7	27	6	1	1	2	15

Selected by San Jose in the 2004 NHL Entry Draft (4th round, 126th overall).

Mike Morris

Right Wing



Shoots: Right 6-foot-1, 185 pounds

Born: 7/14/83 in Dorchester, Massachusetts

Hometown: Dorchester, Massachusetts

Selected by San Jose in the 2002 NHL Entry Draft (1st round, 27th overall).

2006-07: Despite missing the second half of season due to injury, he finished third on team in points and assists...Team captain also T-2nd on team in goals...Finalist for the 2007 Frozen Four "Skills Challenge" for the Men's East Squad, as well as a finalist for the Walter Brown Award (top Division 1 college hockey player in New England)...**Career 2005-06:** Missed entire season due to injury...**2004-05:** All-Hockey East Second Team selection...Led Northeastern in goals (college career high), power play goals (nine), game-winning goals (four), shooting percentage and shots...Was second on team in points and assists (tied collegiate career high)...Among Hockey East leaders: seventh in scoring, among top-15 in assists and power play points and T-1st in goals, game-winning and power play goals...**2003-04:** T-20th in Hockey East in scoring as a sophomore, 19th among HE forwards and T-8th in GW goals (three)...Led team in assists and GWG, second in points and shots (113), fourth in goals and T-2nd in PP goals (four)...Named to 53rd Annual Rensselaer/HSBC Holiday All Tournament Team...**2002-03:** Named to Hockey East's All-Rookie Team...Third on team in scoring and led Northeastern freshmen in all three categories (goals, assists and points)...Fourth on team in power play goals (three)...Scored goal in first college game Oct. 5 at Vermont...**2001-02:** Led team in scoring and ranked fourth overall in league during senior season at St. Sebastian's...Served as team captain and led club to Independent School League's Keller Division title...Named ISL's Most Valuable Player...Selected as U.S. Hockey Report Prep Player of the Year...Participated in 2002 U.S. National Junior Evaluation Camp...**2000-01:** Played for Team Massachusetts at the 2000 Hockey Select-17 Festival...Participated in the 2000 Hockey Night in Boston Tournament with the South Shore select team...**1999-00:** Played for Team Massachusetts at the 1999 USA Hockey Select-16 festival, capturing the silver medal.

PLAYERS

Mike Morris

continued

CAREER STATISTICS

PLAYOFFS

Season	Club	League	GP	G	A	PTS	PIM	GP	G	A	PTS	PIM	
2000-01	St. Sebastian's	USHSE	28	20	28	48	18	-	-	-	-	-	
2001-02	St. Sebastian's	USHSE	31	29	29	58	26	-	-	-	-	-	
2002-03	Northeastern	HE	26	9	12	21	16	-	-	-	-	-	
2003-04	Northeastern	HE	34	10	20	30	14	-	-	-	-	-	
2004-05	Northeastern	HE	34	19	20	39	9	-	-	-	-	-	
2005-06	Northeastern	HE	Missed Season Due To Injury					-	-	-	-	-	-
2006-07	Northeastern	HE	20	7	11	18	22	-	-	-	-	-	

Selected by San Jose in the 2002 NHL Entry Draft (1st round, 27th overall).

Brad Norton

Defense/Left Wing

Shoots: Left
Born: 2/13/75 in Cambridge, Massachusetts
Hometown: Woodland Hills, California
Signed by San Jose as a free agent on July 18, 2007.



2006-07: Spent the bulk of the season with Grand Rapids (AHL) and T-5th on the team in PIM...Spent first six games of the season with Detroit, posting an assist in his last game with the team on Oct. 18 at Anaheim...**Playoffs:** Fourth on Grand Rapids in points and second in penalty minutes...**Career 2005-06:** Spent the first half of the season in Finland, before signing with Binghamton...Signed by Ottawa late in the season...**2004-05:** Did not play...**2003-04:** Split the season between Los Angeles and Washington...**2002-03:** Played an NHL-high 53 career games, establishing career highs in goals, assists, points and PIM...Recorded first NHL goal on Nov. 21 at St. Louis (off Fred Brathwaite)...**2001-02:** Made NHL debut with Florida...Made history on March 15 vs. Buffalo, when he skated with older brother, and former Shark, Jeff, along with Pavel and Valeri Bure, marking the first time two sets of brothers played on the same NHL team since the 1994-95 season (Paul and Neal Broten and Derian and Kevin Hatcher of Dallas)...Posted first NHL point with an assist on Feb. 7 vs. Tampa Bay...**2000-01:** Began the season with Edmonton, but was suspended for the first three games due to a preseason incident...Sent to Hamilton (AHL) following suspension and set an AHL career high in assists and points...**1998-99:** Made AHL debut, ranking third on the team in PIM...**1997-98:** Made pro debut with Detroit (IHL) and helped the team to the Turner Cup Finals.

CAREER STATISTICS

PLAYOFFS

Season	Club	League	GP	G	A	PTS	PIM	GP	G	A	PTS	PIM
1994-95	UMass-Amherst	HE	30	0	6	6	89	-	-	-	-	-
1995-96	UMass-Amherst	HE	34	4	12	16	99	-	-	-	-	-
1996-97	UMass-Amherst	HE	35	2	16	18	88	-	-	-	-	-
1997-98	UMass-Amherst	HE	20	2	13	15	28	-	-	-	-	-
	Detroit	IHL	33	1	4	5	56	22	0	2	2	87
1998-99	Hamilton	AHL	58	1	8	9	134	11	0	1	1	6
1999-00	Hamilton	AHL	40	5	12	17	104	10	1	4	5	26
2000-01	Hamilton	AHL	46	3	15	18	114	-	-	-	-	-
2001-02	Hershey	AHL	40	0	10	10	62	2	0	0	0	6
	Florida	NHL	22	0	2	2	45	-	-	-	-	-
2002-03	Los Angeles	NHL	53	3	3	6	97	-	-	-	-	-
2003-04	Los Angeles	NHL	20	0	1	1	77	-	-	-	-	-
	Washington	NHL	16	0	1	1	17	-	-	-	-	-
2005-06	Jokerit	FNL	20	2	2	4	91	-	-	-	-	-
	Binghamton	AHL	36	0	4	4	102	-	-	-	-	-
	Ottawa	NHL	7	0	0	0	31	-	-	-	-	-
2006-07	Detroit	NHL	6	0	1	1	20	-	-	-	-	-
	Grand Rapids	AHL	43	1	4	5	102	7	1	2	3	24
	NHL Totals		124	3	8	11	2					

Selected by Edmonton in the 1993 NHL Entry Draft (9th round, 215th overall). Signed as a free agent with Florida on July 27, 2001. Signed as a free agent with Los Angeles on Oct. 8, 2002. Claimed on waivers by Washington from Los Angeles on March 4, 2004. Signed by HIFK Helsinki (Finland) on Oct. 11, 2005. Signed as a free agent with Grand Rapids on Dec. 15, 2005. Claimed on waivers by Binghamton (AHL) from Grand Rapids on Dec. 20, 2005. Signed as a free agent with Ottawa on March 8, 2006. Signed as a free agent with Detroit on Aug. 8, 2006. **Signed by San Jose as a free agent on July 18, 2007.**

Dimitri Patzold (PATS-hold)

Goaltender

Catches: Left
Born: 2/3/83 in Ust-Kamenogorsk, Kazakhstan
Hometown: Munich, Germany
Selected by San Jose in the 2001 NHL Entry Draft (4th round, 107th overall).



2006-07: Returned to Worcester (AHL) on March 11...Recalled to San Jose March 4 and served as backup to Nabokov for three games...Entered the game on relief duty for Thomas Greiss on March 2 and stopped the first penalty shot against Worcester in team history (Pascal Pelletier)...Reassigned to Fresno on Dec. 4...Each of his first three starts were decided in the shootout (1-2)...**Playoffs:** Earned his second consecutive win on April 27 at Manchester with 14 saves in Game 5 of Atlantic Division Semifinals...Registered 34 saves in a double-overtime loss vs. Manchester on April 28 in Game 6...Made his first AHL playoff start on April 25, winning Game 4 by making 27 saves...**World Championships:** Made 18 saves in a victory over Belarus...Saved 20 shots in a 3-0 loss vs. USA...Defeated Norway with a 20-save performance...**Career 2005-06:** Earned his second consecutive win with 32 saves for Cleveland (AHL) on April 6 vs. Toronto...Reassigned to Cleveland on Nov. 5...Recalled to San Jose on Oct. 26 for three games, but did not dress...Earned his first win on the season at Hamilton on Oct. 22 with 36 saves...**2004-05:** Led Cleveland in minutes, wins, save percentage

(.911) and goals-against average...Started the season 3-0-1...Earned fourth straight win on Dec. 28 vs. Manitoba (19 saves)...Earned first shutout with a 22-save performance at San Antonio on March 11...**2003-04:** Posted three AHL shutouts, tying franchise single-season mark set by Vesa Toskala in 2001-02...Notched shutout in his first professional game, making 19 saves on Oct. 17 vs. Grand Rapids...**2002-03:** Helped club to German Cup Championship over Kolner Haie...Backstopped Team Germany at the World Junior Championships...**2001-02:** Helped Germany win WJC Division 1 Tournament and secure a berth in the following year's WJC...**2000-01:** Posted a 3.89 GAA in 23 games with Erding...Represented Team Germany at World Under-18 Championships and posted a 3.33 GAA and .908 save percentage in six tournament games.

CAREER STATISTICS											PLAYOFFS						
Season	Club	League	GP	W	L	T	MINS	GA	SO	GAA	GP	W	L	MINS	GA	SO	AVG
1999-00	Kolner Junghaie	Germany	-	-	-	-	896	58	-	3.88	-	-	-	-	-	-	-
2000-01	Erding	Germany	23	-	-	-	1311	-	-	3.89	-	-	-	-	-	-	-
	Kolner Junghaie	Germany	-	-	-	-	359	17	-	2.84	-	-	-	-	-	-	-
2001-02	Kolner Haie	Germany	11	-	-	0	0	0	0	0	-	-	-	-	-	-	-
	Kolner Haie	Germany	7	-	-	-	260	-	-	3.69	-	-	-	-	-	-	-
2002-03	Germany	WJC, Div. 1	4	4	0	0	240	-	-	1.00	-	-	-	-	-	-	-
	Adler Mann.	Germany	15	-	-	-	817	35	0	2.57	3	-	34	3	0	5.27	-
2003-04	Germany	World Jr.	6	-	-	-	245	-	0	5.13	-	-	-	-	-	-	-
	Cleveland	AHL	27	10	15	0	1457	70	3	2.88	-	-	-	-	-	-	-
2004-05	Johnstown	ECHL	8	7	0	0	443	20	0	2.71	1	0	1	59	2	0	2.02
	Cleveland	AHL	41	18	16	5	2418	104	1	2.58	-	-	-	-	-	-	-
2005-06	Cleveland	AHL	33	10	21	0	1876	124	0	3.97	-	-	-	-	-	-	-
2006-07	Worcester	AHL	24	10	8	3	1378	77	0	3.35	4	2	1	256	8	0	1.87
	Fresno	ECHL	4	2	2	0	239	8	0	2.01	-	-	-	-	-	-	-
	Germany	World Ch.	3	2	0	1	180	11	0	3.67	-	-	-	-	-	-	-

Selected by San Jose in the 2001 NHL Entry Draft (4th round, 107th overall).

Tomas Plihal (PLEE-haht)

Center


Shoots: Left 6-foot-1, 200 pounds

Born: 3/28/1983 in Frydlant, Czech Republic

Hometown: Liberec, Czech Republic

Selected by San Jose in the 2001 NHL Entry Draft (5th round, 140th overall).

2006-07: Played in 3 games with San Jose registering 10 shots-on-goal...Posted a career-high 7 shots on net in his second career NHL game at Vancouver on Jan. 28...Made NHL debut on Jan. 26 at Edmonton...Posted 15 points (6-9=15) in 47 games in Worcester (AHL). **Career 2005-06:** Recalled from Cleveland (AHL) by San Jose on April 10, but did not appear in a game...Had a career-high 30 points (11-19=30) in 74 games...Had eight points (7-1=8) in his last seven AHL contests...**2004-05:** Scored Cleveland's first goal of the year at Grand Rapids on Oct. 15...Began the season with a four-game point streak (2-2=4)...Scored his first game-winning goal on Feb. 4 at Chicago...Led Barons with four goals in April...**2003-04:** Scored game-winning goal in his professional debut on Oct. 17 vs. Grand Rapids...Playoffs: Three assists in six Calder Cup Playoff games...**2002-03:** Third on Kootenay (WHL) in scoring...Second on team in goals (35, career high), fourth in assists, fifth in penalty minutes (113, career high), second in shorthanded goals (three) and third in power play goals (12)...Named to Czech Republic Team for World Junior Championships, but did not play due to injury...Playoffs: Fifth on team in points (2-4=6) in 11 games...T-2nd on team in power play goals (two)...**2001-02:** Second on Kootenay and third among WHL rookies in scoring...First on team in assists, T-3rd in goals, second in game-winning tallies (seven) and T-1st in games played...Posted 14 points (4-10=14) in 22 playoff games, helping club capture WHL Championship...Posted three points (2-1=3) en route to capturing Memorial Cup Championship with Kootenay...Named Canadian Hockey League's Player of the Month for October...**2000-01:** Competed for Liberec Jr. in the Czech Junior League.



PLAYERS

CAREER STATISTICS											PLAYOFFS				
Season	Club	League	GP	G	A	PTS	PIM	GP	G	A	PTS	PIM			
2000-01	Liberec Jr.	Czech Jr.	33	16	12	28	20	-	-	-	-	-			
2001-02	Kootenay	WHL	72	32	54	86	28	25	6	11	17	14			
2002-03	Kootenay	WHL	67	35	42	77	113	11	2	4	6	18			
2003-04	Cleveland	AHL	51	4	12	16	16	6	0	3	3	2			
2004-05	Cleveland	AHL	62	17	11	28	26	-	-	-	-	-			
2005-06	Cleveland	AHL	74	11	19	30	53	-	-	-	-	-			
2006-07	San Jose	NHL	3	0	0	0	0	-	-	-	-	-			
	Worcester	AHL	47	6	9	15	28	-	-	-	-	-			
	Sharks/NHL Totals		3	0	0	0	0	-	-	-	-	-			

Selected by San Jose in the 2001 NHL Entry Draft (5th round, 140th overall).

Ashton Rome

Right Wing

Shoots: Right 6-foot-1, 205 pounds

Born: 12/31/85 in Nesbitt, Manitoba

Hometown: Nesbitt, Manitoba

Selected by San Jose in the 2006 NHL Entry Draft (5th round, 143rd overall).

2006-07: Scored first pro goal on Oct. 15 at Lowell...Made his professional debut on Oct. 7 at Manchester...Youngest member of Worcester at 20 years old...Playoffs: Scored game-winning goal with first professional playoff goal on April 27 at Manchester in 4-1 win...**Career 2005-06:** Split season between Red Deer and Kamloops (WHL)...Finished 18th in the WHL in points, T-16th in goals, T-18th in power play goals (11) and T-11th in shorthanded goals (three)...**2004-05:** Split the season with Moose Jaw and Red Deer (WHL)...**2003-04:** Played with brother Aaron and finished eighth on the team in points, fourth in PIM and T-7th in power play goals (five)...**2002-03:** Sixth on the team in PIM.



Ashton Rome

continued

CAREER STATISTICS PLAYOFFS

Season	Club	League	GP	G	A	PTS	PIM	GP	G	A	PTS	PIM
2002-03	Moose Jaw	WHL	61	5	10	15	103	13	1	1	2	6
2003-04	Moose Jaw	WHL	72	15	22	37	139	10	6	2	8	18
2004-05	Moose Jaw	WHL	41	10	17	27	84	--	--	--	--	--
	Red Deer	WHL	31	9	10	19	39	7	3	1	4	14
2005-06	Red Deer	WHL	14	11	6	17	27	--	--	--	--	--
	Kamloops	WHL	51	19	28	47	103	--	--	--	--	--
2006-07	Worcester	AHL	65	8	3	11	63	6	1	0	1	2

Selected by Boston in the 2004 NHL Entry Draft (4th round, 108th overall). Selected by San Jose as a re-entry player in the 2006 NHL Entry Draft (5th round, 143rd overall).

Devin Setoguchi

Right Wing



Shoots: Right 6-foot, 205 pounds

Born: 1/1/87 in Taber, Alberta

Hometown: Taber, Alberta

Selected by San Jose in the 2005 NHL Entry Draft (1st round, 8th overall).

2006-07: Finished the regular season 11th among WHL goal scoring leaders (36) and T-1st in league in shorthanded goals (six)...T-10th in the league in game-winning goals (six)... Led team in points and goals...Named Player of the Month for February, in which he scored 22 points (11 goals and 11 assists) in 14 games...WHL Performer of the Week for the week of Feb. 8, where he scored three goals and nine points in four games...Selected for 2006 National Junior Team Development Camp in Calgary in July, but was unable to participate due to injury...Traded to the Prince George Cougars prior to the season...**Playoffs:** Tied for the League lead in goals and game-winning goals (four), T-3rd in points and T-10th in assists...**Career 2005-06:** WHL Player of the Week for Nov. 7-13...One of the final 34 players in camp for Team Canada for the 2006 IIHF World Jr. Tourney...Alternate captain for Saskatoon (WHL) led the Blades in goals and points (also seventh in WHL) and was second in assists...Represented the WHL in the CHL-Russia Challenge...Had a 12-game point streak (24 on 11 goals and 13 assists) snapped on Jan. 25...Signed a contract with San Jose on March 8...Attended the National Junior Team Selection Camp in December at Vancouver...**Playoffs:** Fourth in the WHL in goals and 19th in points in 10 games...**2004-05:** Fourth on Saskatoon and T-22nd in the WHL in scoring...Second on the team and T-9th in the league in goals...Third on the team with eight power play goals...Fifth on the team in plus/minus (plus-20)...Won the "Hardest Shot" competition (96 mph) at the 2005 CHL Top Prospects Skills Showcase...Won a silver medal with Team Canada at the 2005 IIHF Under-18 World Championships in the Czech Republic...**2003-04:** Fourth on the team, first among team rookies and 14th among league rookies in points...T-3rd on the team in goals and fourth in power play goals (seven)...Won a gold medal with Canada's Under-18 summer team at the 2004 Junior World Cup in the Czech Republic...Won a silver medal with Team Pacific as team captain at the 2004 World Under-17 Hockey Challenge.

PLAYERS


CAREER STATISTICS PLAYOFFS

Season	Club	League	GP	G	A	PTS	PIM	GP	G	A	PTS	PIM
2003-04	Saskatoon	WHL	66	13	18	31	53	-	-	-	-	-
	Pacific	World U-17	5	4	5	9	14	-	-	-	-	-
	Canada	Jr. WC U-18	5	0	4	4	6	-	-	-	-	-
2004-05	Saskatoon	WHL	69	33	31	64	34	4	0	1	1	0
	Canada	World U-18	6	4	2	6	6	-	-	-	-	-
2005-06	Saskatoon	WHL	65	36	47	83	69	10	8	4	12	8
2006-07	Prince George	WHL	55	36	29	65	55	15	11	10	21	24

Selected by San Jose in the 2005 NHL Entry Draft (1st round, 8th overall).

Dan Spang

Defense



Shoots: Left 6-foot, 205 pounds

Born: 8/16/83 in Winchester, Massachusetts

Hometown: Winchester, Massachusetts

Selected by San Jose in the 2002 NHL Entry Draft (2nd round, 52nd overall).

2006-07: One of three alternate captains for Worcester (AHL)...Second among team defensemen in points and assists...Missed all six games of the 2007 Calder Cup Playoffs... Missed 29 games with injury during the regular season, including the final 16 games... Registered his first professional point and first multi-point game in his Worcester debut with two points (a goal and an assist) on Oct. 6 at Portland...**Career 2005-06:** Signed to NHL contract by San Jose on April 4...Made his pro debut with Cleveland (AHL) on April 1 vs. Iowa...Led Boston U. in scoring among defensemen, T-4th on the team...Finished season leading Hockey East in scoring among defensemen, 18th overall...Selected as a First Team All-American, a Hockey East First Team All-Star, named to the Division I All-New England Team and was named to the Hockey East All-Tournament Team...**2004-05:** Second on team in plus/minus, T-4th in assists and second among defense in scoring...T-13th in HE in assists...**2003-04:** T-15th in scoring among Hockey East defensemen...First on team in plus/minus (plus-8)...**2002-03:** Posted nine points (three goals and six assists) in 27 games during freshman season and helped team to Hockey East Finals...Helped team to Beanpot Tournament Championship over Boston College...Named Hockey East Rookie of the Week Dec. 16...**2001-02:** Missed most of senior season after suffering concussion in automobile accident.

CAREER STATISTICS

PLAYOFFS

Season	Club	League	GP	G	A	PTS	PIM	GP	G	A	PTS	PIM
2001-02	Winchester	USHSE	6	9	8	17	14	-	-	-	-	-
2002-03	Boston Univ.	HE	27	3	6	9	14	2	0	0	0	N/A
2003-04	Boston Univ.	HE	38	5	9	14	12	-	-	-	-	-
2004-05	Boston Univ.	HE	40	3	13	16	22	1	0	0	0	0
2005-06	Cleveland	AHL	8	0	0	0	8	-	-	-	-	-
	Boston Univ.	HE	42	10	22	32	14	-	-	-	-	-
2006-07	Worcester	AHL	48	4	21	25	18	-	-	-	-	-

Selected by San Jose in the 2002 NHL Entry Draft (2nd round, 52nd overall).

Brad Staubitz

Defense


Shoots: Right 6-foot-1, 215 pounds

Born: 7/28/84 in Edmonton, Alberta

Hometown: Edmonton, Alberta

Signed by San Jose as a free agent on Sept. 19, 2005.

2006-07: Second on Worcester (AHL) in PIM and first in PIM per game (2.69)...Scored his first professional goal on Jan. 24 vs. Houston playing as a forward...Injured on Nov. 17 vs. Bridgeport and missed the next 17 games...**Playoffs:** Third on team in PIM...**Career 2005-06:** Led Cleveland (AHL) and was fourth among league rookies in PIM...Earned his second assist on Dec. 4 at Houston...Registered his first professional point with an assist on Nov. 13 vs. Rochester...Made his professional debut on Oct. 8 vs. Rochester...Assigned to Cleveland from San Jose on Sept. 21...**2004-05:** Split the season between Sault-Ste. Marie and Ottawa (OHL), combining for career highs in points (26 — T-28th amongst all OHL defensemen), goals, assists, PIM (181 — T-9th in OHL) and games...**Playoffs:** Led all defensemen in points, assists and PIM...Overall, was T-3rd in assists, T-2nd in power play assists (nine) and T-10th in points...**2003-04:** Among team leaders: T-6th in assists, eighth in points, second in PIM and fourth in plus/minus (plus-5)...**2002-03:** Fourth on the team in PIM...His even plus/minus rating was T-4th on the team...**2001-02:** Completed rookie season with three assists and 46 PIM in 45 games.



CAREER STATISTICS

PLAYOFFS

Season	Club	League	GP	G	A	PTS	PIM	GP	G	A	PTS	PIM
2001-02	Sault-Ste. Marie	OHL	45	0	3	3	46	3	0	0	0	2
2002-03	Sault-Ste. Marie	OHL	55	2	6	8	116	4	0	0	0	7
2003-04	Sault-Ste. Marie	OHL	66	6	18	24	140	-	-	-	-	-
2004-05	Sault-Ste. Marie	OHL	40	2	11	13	101	-	-	-	-	-
	Ottawa	OHL	30	5	8	13	80	21	4	16	20	70
2005-06	Cleveland	AHL	71	0	6	6	245	-	-	-	-	-
2006-07	Worcester	AHL	51	1	4	5	137	5	0	0	0	13

Signed by San Jose as a free agent on Sept. 19, 2005.

Patrick Traverse

Defense

Shoots: Right 6-foot-4, 205 pounds

Born: 3/14/74 in Montreal, Quebec

Hometown: Grafton, Massachusetts

Signed by San Jose as a free agent on July 10, 2006.

2006-07: Played in all 80 games during the regular season (26 with Hamilton and 54 with Worcester)...All five goals scored with Sharks were game-winning goals (T-2nd among AHL Defensemen in GWG)...Recorded three assists and was a plus-5 (establishing a franchise record along w/defensive partner Brennan Evans) on April 11 vs. Lowell...Acquired by San Jose from Montreal in exchange for Mathieu Biron on Dec. 14...Claimed on waivers by Montreal on Oct. 3 and assigned to Hamilton (AHL)...**Playoffs:** Appeared in all six games and posted two assists...**Career 2005-06:** Split season with Dallas and Iowa (AHL)...Third among Iowa defensemen in points and assists...Eighth among Iowa players in plus/minus (plus-6)...Two of his three goals with Iowa were on the power play...**2004-05:** Played in 72 games with Houston (AHL)...**2003-04:** Appeared in all 80 games with Hamilton (AHL)...**Playoffs:** Had two assists in 10 games...**2002-03:** Played in 53 consecutive games from Nov. 1-Feb. 18 with Montreal...**2001-02:** Missed 12 games, Nov. 6-Dec. 1, with a knee injury and 10 games from Jan. 12-30, due to a concussion...**2000-01:** Played with three teams (Anaheim, Boston and Montreal)...**1999-00:** Set career highs in goals, assists and points with Ottawa...**1998-99:** Posted a plus-12 rating in his first full NHL season...His first two NHL points came on Oct. 31 vs. Montreal (both assists)...**1997-98:** Played the entire season with Hershey (AHL)...**1996-97:** Missed most of the season with a knee injury...**1995-96:** Made his NHL debut, appearing in five games with Ottawa...**1994-95:** Appeared in 70 games with P.E.I. during his first full professional season.



Patrick Traverse

continued

CAREER STATISTICS							PLAYOFFS					
Season	Club	League	GP	G	A	PTS	PIM	GP	G	A	PTS	PIM
1991-92	Shawinigan	QMJHL	59	3	11	14	12	-	-	-	-	-
1992-93	Shawinigan	QMJHL	53	5	24	29	24	-	-	-	-	-
	St. Jean	QMJHL	15	1	6	7	0	-	-	-	-	-
	New Haven	AHL	2	0	0	0	2	-	-	-	-	-
1993-94	St. Jean	QMJHL	66	15	37	52	30	-	-	-	-	-
	PEI	AHL	3	0	1	1	2	-	-	-	-	-
1994-95	PEI	AHL	70	5	13	18	19	7	0	2	2	0
1995-96	PEI	AHL	55	4	21	25	32	5	1	2	3	2
	Ottawa	NHL	5	0	0	0	2	-	-	-	-	-
1996-97	Grand-Rapids	IHL	10	2	1	3	10	2	0	1	1	2
	Worcester	AHL	24	0	4	4	23	-	-	-	-	-
1997-98	Hershey	AHL	71	14	15	29	67	7	1	3	4	4
1998-99	Ottawa	NHL	46	1	9	10	22	-	-	-	-	-
1999-00	Ottawa	NHL	66	6	17	23	21	6	0	0	0	2
2000-01	Anaheim	NHL	15	1	0	1	6	-	-	-	-	-
	Boston	NHL	37	2	6	8	14	-	-	-	-	-
	Montreal	NHL	19	2	3	5	10	-	-	-	-	-
2001-02	Quebec	AHL	4	0	2	2	4	-	-	-	-	-
	Montreal	NHL	25	2	3	5	14	-	-	-	-	-
2002-03	Montreal	NHL	65	0	13	13	24	-	-	-	-	-
2003-04	Hamilton	AHL	80	5	21	26	31	10	1	2	3	0
2004-05	Houston	AHL	72	6	9	15	28	5	0	0	0	2
2005-06	Iowa	AHL	40	3	21	24	16	7	1	2	3	2
	Dallas	NHL	1	0	0	0	0	-	-	-	-	-
2006-07	Worcester	AHL	54	5	17	22	14	6	0	2	2	2
	Hamilton	AHL	26	1	4	5	10	-	-	-	-	-
	NHL Totals		279	14	51	65	113	6	0	0	0	2

Selected by Ottawa in the 1992 NHL Entry Draft (3rd round, 50th overall). Acquired by Anaheim from Ottawa in exchange for Joel Kwiatkowski on June 12, 2000. Acquired by Boston from Anaheim with Andrei Nazarov in exchange for Samuel Pahlsson on Nov. 18, 2000. Acquired by Montreal from Boston in exchange for Eric Weirich on Feb. 21, 2001. Signed by Dallas as a free agent on Sept. 9, 2004. Signed by San Jose as a free agent on July 10, 2006. Claimed on waivers by Montreal on Oct. 3, 2006. Acquired by San Jose from Montreal in exchange for Mathieu Biron on Dec. 14, 2006.

PLAYERS

Jonathan Tremblay

Right Wing



Shoots: Right 6-foot-3, 240 pounds
Born: 3/3/84 in Fauquier, Ontario
Hometown: North Bay, Ontario
Selected by San Jose in the 2003 NHL Entry Draft (7th round, 201st overall).

2006-07: Recalled to Worcester (AHL) on Jan. 12...Second on Fresno (ECHL) in PIM...**Career 2005-06:** Assigned to Toledo (ECHL) on Oct. 24...Recalled by Cleveland (AHL) Oct. 30... Assigned to Kalamazoo (ECHL) on Nov. 22...Traded to Quad City (UHL)...**2004-05:** In training camp with the Barons, but reassigned to Johnstown (ECHL) to start season...Recalled to Cleveland (AHL) on Feb. 1 and made AHL debut Feb. 4 at Chicago...Returned to Johnstown on Feb. 11 and was recalled by Cleveland on April 11...**2003-04:** Led QMJHL with 316 PIM...**2002-03:** Ranked second on Titans in penalty minutes (232)...**Playoffs:** Second on team in PIM...**2001-02:** Posted five PIM in two games with Acadie-Bathurst (QMJHL).

CAREER STATISTICS							PLAYOFFS					
Season	Club	League	GP	G	A	PTS	PIM	GP	G	A	PTS	PIM
2001-02	Acadie-Bathurst	QMJHL	2	0	0	0	5	1	0	0	0	0
2002-03	Acadie-Bathurst	QMJHL	62	0	1	1	232	9	0	0	0	45
2003-04	Acadie-Bathurst	QMJHL	60	3	0	3	316	-	-	-	-	-
2004-05	Cleveland	AHL	1	0	0	0	0	-	-	-	-	-
	Johnstown	ECHL	46	2	3	5	136	-	-	-	-	-
2005-06	Toledo	ECHL	1	0	0	0	0	-	-	-	-	-
	Kalamazoo	UHL	8	0	0	0	20	-	-	-	-	-
	Quad City	UHL	37	0	2	2	62	-	-	-	-	-
2006-07	Fresno	ECHL	63	0	2	2	133	-	-	-	-	-
	Worcester	AHL	3	0	0	0	5	-	-	-	-	-

Selected by San Jose in the 2003 NHL Entry Draft (7th round, 201st overall).

Craig Valette

Center



Shoots: Left 6-foot, 200 pounds
Born: 10/7/82 in Shellbrook, Saskatchewan
Hometown: Saskatoon, Saskatchewan
Signed by San Jose as a free agent on April 4, 2003.

2006-07: One of three alternate captains for Worcester (AHL)...Registered career highs for goals, assists and points...**Playoffs:** Suffered injury in Game 1 of Atlantic Division Semifinals at Manchester...**Career 2005-06:** Tallied points in back-to-back games with assists on Feb. 18 at Syracuse and at Rochester on Feb. 19...Suspended by AHL on Jan. 10 for three games resulting from hit in game vs. Peoria on Jan. 7...Scored his third goal on a breakout Jan. 6 vs. Milwaukee...Scored the Barons first goal of the season on Oct. 8 vs. Rochester...**2004-05:** Shared Barons lead with Christian Ehrhoff for games played...**2003-04:** T-3rd in GW goals (three) and sixth in PIM...Scored

first professional goal Nov. 21 vs. Toronto...**Playoffs:** Had two PIM in five games...**2002-03:** Named recipient of Brian C. Shaw Memorial Trophy as Portland's (WHL) Most Valuable Player...T-1st on team in goals (career high), fourth in assists (career high)...T-2nd in points (career high), second in PIM and T-3rd in games played...**Playoffs:** Led team in points, goals and power play goals (two), T-1st in assists and plus/minus (plus-3) and second in PIM...**2000-01:** Split season between Saskatoon and Portland (WHL)...Registered 14 points (eight goals and six assists) in 39 games with Portland following Dec. 6 trade...**1999-00:** Tallied two goals and an assist in 47 games with Saskatoon.

CAREER STATISTICS								PLAYOFFS				
Season	Club	League	GP	G	A	PTS	PIM	GP	G	A	PTS	PIM
1999-00	Saskatoon	WHL	47	2	1	3	25	3	0	0	0	0
2000-01	Saskatoon	WHL	24	2	0	2	19	-	-	-	-	-
	Portland	WHL	39	8	6	14	39	16	0	2	2	27
2001-02	Portland	WHL	67	8	14	22	160	7	2	1	3	6
2002-03	Portland	WHL	71	30	26	56	192	7	5	4	9	18
2003-04	Cleveland	AHL	56	6	10	16	77	5	0	0	0	2
2004-05	Cleveland	AHL	79	6	6	12	94	-	-	-	-	-
2005-06	Cleveland	AHL	69	5	6	11	95	-	-	-	-	-
2006-07	Worcester	AHL	55	15	11	26	77	1	0	0	0	0

Signed by San Jose as a free agent on April 4, 2003.

Tom Walsh

Defense



Shoots: Left 6-foot, 200 pounds
Born: 4/22/83 in Arlington, Massachusetts
Hometown: Arlington, Massachusetts
Signed to an AHL contract by Worcester on Oct. 18, 2006.

2006-07: Scored his first AHL goal, with 23 seconds remaining, to force overtime vs. Norfolk on March 3 and had two assists in same game...Earned selection to the 2006-07 ECHL All-Star game...Recalled to Worcester on Feb. 21...Reassigned to Fresno on Dec. 16...Recalled to Worcester on Nov. 27...Assigned to Fresno on Oct. 16... Made professional debut with Worcester on Oct. 6 at Portland...**Playoffs:** Scored two goals and added an assist in 3-2 victory vs. Manchester on April 25 in Game Four of the Atlantic Division Semifinals...**Career 2005-06:** Selected as a semifinalist for the 54th Walter Brown Award, presented annually to the best American-born college hockey player in New England...Finished second in scoring among defensemen and led Harvard defensemen in ECAC Conference games with 11 points in 22 contests...Uncle, Ed Walsh, won the Walter Brown Award in 1974 as a goalie at Boston University.

CAREER STATISTICS								PLAYOFFS				
Season	Club	League	GP	G	A	PTS	PIM	GP	G	A	PTS	PIM
2002-03	Harvard	ECAC	32	1	6	7	30	-	-	-	-	-
2003-04	Harvard	ECAC	24	1	4	5	24	-	-	-	-	-
2004-05	Harvard	ECAC	34	3	9	12	16	-	-	-	-	-
2005-06	Harvard	ECAC	35	4	12	16	28	-	-	-	-	-
2006-07	Worcester	AHL	29	1	8	9	8	6	2	2	4	0
	Fresno Falcons	ECHL	43	2	7	9	26	-	-	-	-	-

Signed to an AHL contract by Worcester on Oct. 18, 2006.

Ty Wishart

Defense



Shoots: Left 6-foot-4, 205 pounds
Born: 5/19/88 in Belleville, Ontario
Hometown: Comox, British Columbia
Selected by San Jose in the 2006 NHL Entry Draft (1st round, 16th overall).

2006-07: Alternate captain for Prince George (WHL) was sixth on the team and T-10th among all WHL defensemen in points...Led team in plus/minus rating (plus-15)...Fourth on the team in power play goals (eight)...Named to the 2006-07 WHL Western Conference Second All-Star Team...**Playoffs:** Tied for fifth among WHL defensemen in points...Tied for team lead in plus/minus rating (plus-5)...Represented Canada at the Canada/Russia Super Series that took place before 2007 training camp...**Career 2005-06:** 17th among league defensemen, first among team defensemen and fifth overall on Prince George in points...Second on team in plus/minus (plus-12)...Played in the CHL Top Prospects Game, where he was named his team's Most Valuable Player...Attended Canada's National Junior Team's Development Camp in July 2006 in Calgary...Captain with Canada's World Under-18 Team at the 2006 IIHF World Under-18 Championship...**2004-05:** Tied for team lead in points among rookies...First among team rookies in assists...Won a gold medal with Canada's National Under-18 Team at the Junior World Cup in August 2005.

CAREER STATISTICS								PLAYOFFS				
Season	Club	League	GP	G	A	PTS	PIM	GP	G	A	PTS	PIM
2004-05	Prince George	WHL	58	1	7	8	41	-	-	-	-	-
	Canada	World Cup U-185	0	0	0	0	16	-	-	-	-	-
2005-06	Prince George	WHL	70	5	32	37	68	5	0	0	0	4
	Canada	World U-18	7	0	0	0	14	-	-	-	-	-
2006-07	Prince George	WHL	62	11	38	49	59	15	3	8	11	6
	Canada	Super Series	6	0	0	0	0	-	-	-	-	-

Selected by San Jose in the 2006 NHL Entry Draft (1st round, 16th overall).

PLAYERS

FUTURE SHARKS

Nick Bonino

Center

Shoots: Left 6-foot-1, 180 pounds
Born: 4/20/88 in Hartford, Connecticut
Selected by San Jose in the 2007 NHL Entry Draft (6th round, 173rd overall)

2006-07: Captained Avon Old Farms to the 2007 New England Division I prep championship, finishing third among all New England preps in scoring...Named United States Hockey Report Prep Forward of the Year...**Career 2005-06:** Led his team in goals, assists and points...Tied for fourth among all Division I Northeast Prep skaters in points and tied for 12th in assists...Has agreed to play at Boston University in 2007-08.

CAREER STATISTICS

PLAYOFFS

Season	Club	League	GP	G	A	PTS	PIM	GP	G	A	PTS	PIM
2005-06	Avon Old Farms	HS	25	26	30	56	-	-	-	-	-	-
2006-07	Avon Old Farms	HS	26	23	43	66	14	-	-	-	-	-

Selected by San Jose in the 2007 NHL Entry Draft (6th round, 173rd overall).

Justin Braun

Defense

Shoots: Right 6-foot-1, 190 pounds
Born: 2/10/87 in St. Paul, Minnesota
Selected by San Jose in the 2007 NHL Entry Draft (7th round, 201st overall)

2006-07: Tied for second among all Hockey East freshmen defensemen in points (14)...T-15th among all HE defensemen and tied for 11th among all HE freshmen in points...Appeared in all 39 games...Posted assists in three of his first four games...Named to the Hockey East All-Rookie Team...**Career 2005-06:** Third among team defensemen in points (13)...Tied for fourth on team in penalty minutes (69)...**2004-05:** Posted 10 shots in 10 games.

CAREER STATISTICS

PLAYOFFS

Season	Club	League	GP	G	A	PTS	PIM	GP	G	A	PTS	PIM
2004-05	Green Bay	USHL	10	0	0	0	2	-	-	-	-	-
2005-06	Green Bay	USHL	59	2	11	13	69	3	0	0	0	2
2006-07	U-Mass Amherst	HE	39	4	10	14	20	-	-	-	-	-

Selected by San Jose in the 2007 NHL Entry Draft (7th round, 201st overall).

William Colbert

Defense

Shoots: Left 6-foot-2, 210 pounds
Born: 2/6/85 in Arnprior, Ontario
Selected by San Jose in the 2005 NHL Entry Draft (6th round, 183rd overall)

2006-07: Third among team defensemen in points and assists...Both of his goals were scored on the power play, which was second among team defensemen...**Career 2005-06:** Tied for second in scoring among defensemen and tied for 12th among league blueliners...Named to the CIS Men's Hockey All-Canadians All-Rookie Team...**2004-05:** Led all Ottawa defensemen in scoring...Teammate of 2005 San Jose draft selection Derek Joslin...**Playoffs:** Had 11 points in 21 games...**2003-04:** Selected by Ottawa in the 2003 NHL Entry Draft (7th round, 228th overall)...Was the youngest player to attend the Senators 2003 Rookie Camp...Named Ottawa 67s "Scholastic Player of the Year" and was the team's nominee for the Bobby Smith Award, presented to the OHL's "Scholastic Player of the Year"...Named to the OHL All-Star Team...Ranked as the OHL Eastern Conference's third best defensive defenseman in 2003-04 Coach's Poll...**2002-03:** Picked up seven points (a goal and six assists) in first season with Ottawa.

CAREER STATISTICS

PLAYOFFS

Season	Club	League	GP	G	A	PTS	PIM	GP	G	A	PTS	PIM
2002-03	Ottawa	OHL	56	1	6	7	23	23	1	5	6	7
2003-04	Ottawa	OHL	55	3	19	22	28	7	0	4	4	0
2004-05	Ottawa	OHL	68	6	26	32	65	21	3	8	11	8
2005-06	St. Francis Xavier	CIS	28	3	8	11	10	-	-	-	-	-
2006-07	St. Francis Xavier	CIS	27	2	9	11	28	-	-	-	-	-

Selected by San Jose in the 2005 NHL Entry Draft (6th round, 183rd overall).

James DeLory

Defense

Shoots: Right 6-foot-4, 235 pounds
Born: 3/3/88 in Scarborough, Ontario
Selected by San Jose in the 2006 NHL Entry Draft (4th round, 98th overall)

2006-07: Led Oshawa and was 14th in the OHL in PIM...Fourth among team defensemen in points...**Playoffs:** Third among team defensemen in points and tied for second in assists...Second on the team in PIM...**Career 2005-06:** Led team defensemen in scoring, seventh overall...Sixth on the team in assists and fourth in PIM...Tied for second on the team in games played...**2004-05:** Finished seventh on team in PIM in his rookie season.

CAREER STATISTICS

PLAYOFFS

Season	Club	League	GP	G	A	PTS	PIM	GP	G	A	PTS	PIM
2004-05	Oshawa	OHL	61	1	4	5	82	-	-	-	-	-
2005-06	Oshawa	OHL	67	6	26	32	136	-	-	-	-	-
2006-07	Oshawa	OHL	61	4	21	25	167	9	0	4	4	16

Selected by San Jose in the 2006 NHL Entry Draft (4th round, 98th overall).

P.J. Fenton

Left Wing

Shoots: Left 5-foot-11, 175 pounds

Born: 8/26/85 in Springfield, Massachusetts

Selected by San Jose in the 2005 NHL Entry Draft (5th round, 162nd overall)

2006-07: Alternate captain finished third on the team in points...Tied for second on the team in game-winning goals (two) and power play points (nine, two goals and seven assists)...Led the team in shots (118)...**Career 2005-06:** Finished sixth on the squad in scoring with 17 points (five goals, 12 assists) in 35 games...Recorded first goal of the season against Providence on Nov. 4...Led the Minutemen in PIM...**2004-05:** Led the team in scoring in Hockey East contests with 17 points (nine goals, eight assists)...Was named to the Hockey East Superskills All-Rookie Team...Named team's Rookie of the Year...**2003-04:** Played for two seasons with the New England Jr. Coyotes...**Other:** Also played for two seasons at Cathedral High School, which won the Division I South Hockey title in 2002 and participated in the Elite 8 Hockey Tournament in 2001...Was a first team All-Western Massachusetts selection in 2002...A lacrosse All-American goaltender in 2004 who saved more than 80 percent of his shots...Lettered in soccer twice at Cathedral...Father, Nashville Predators Director of Player Personnel Paul Fenton, played eight NHL seasons, including 1991-92 as an original member of the Sharks.

CAREER STATISTICS

PLAYOFFS

Season	Club	League	GP	G	A	PTS	PIM	GP	G	A	PTS	PIM
2004-05	U-Mass Amherst	HE	38	13	12	25	28	-	-	-	-	-
2005-06	U-Mass Amherst	HE	35	5	12	17	61	-	-	-	-	-
2006-07	U-Mass Amherst	HE	39	10	15	25	16	-	-	-	-	-

Selected by San Jose in the 2005 NHL Entry Draft (5th round, 162nd overall).

Christian Jensen

Defense

Shoots: Right 6-foot-3, 190 pounds

Born: 1/6/86 in Brooklyn, New York

Selected by San Jose in the 2004 NHL Entry Draft (9th round, 289th overall)

2006-07: Fourth among team freshmen in points...Posted three points in 13 ECAC games...**Career 2005-06:** Finished sixth on the team in scoring among defensemen...**2004-05:** Tied for fourth among team defensemen in points...His seven assists were tied for 10th overall on New Jersey and tied for third among team defensemen...**2003-04:** Named EJHL's Rookie of the Year.

CAREER STATISTICS

PLAYOFFS

Season	Club	League	GP	G	A	PTS	PIM	GP	G	A	PTS	PIM
2003-04	New Jersey	EJHL	48	6	23	29	62	-	-	-	-	-
2004-05	New Jersey	EJHL	49	1	7	8	14	-	-	-	-	-
2005-06	Chicago	USHL	24	0	4	4	8	-	-	-	-	-
	Waterloo	USHL	18	1	4	5	14	-	-	-	-	-
2006-07	RPI	ECAC	24	1	3	4	28	-	-	-	-	-

Selected by San Jose in the 2004 NHL Entry Draft (9th round, 289th overall).

Carter Lee

Right Wing

Shoots: Right 6-foot-1, 190 pounds

Born: 7/2/84 in Toms River, New Jersey

Selected by San Jose in the 2003 NHL Entry Draft (9th round, 276th overall)

2006-07: Did not play due to transfer to Lake Superior State...**Career 2005-06:** 10th on the team in penalty minutes...**2004-05:** Made collegiate debut on Oct. 9 vs. Miami (Ohio)...Picked up first collegiate point on an assist vs. Merrimack on Nov. 23...Scored first two goals of collegiate career on Jan. 15 vs. Providence...**2003-04:** Posted 45 points (19 goals, 26 assists) in 30 games for Canterbury School (Conn.)...**2002-03:** Scored 59 points (38 goals, 21 assists) in 31 games during first year at Canterbury.

CAREER STATISTICS

PLAYOFFS

Season	Club	League	GP	G	A	PTS	PIM	GP	G	A	PTS	PIM
2002-03	Canterbury	USHSE	31	38	21	59	26	-	-	-	-	-
2003-04	Canterbury	USHSE	30	19	26	45	40	-	-	-	-	-
2004-05	Northeastern	HE	11	2	1	3	4	-	-	-	-	-
2005-06	Northeastern	HE	9	0	1	1	21	-	-	-	-	-
2006-07	Lake Superior St.	CCHA					DNP/Transfer					

Selected by San Jose in the 2003 NHL Entry Draft (9th round, 276th overall).

Tony Lucia

Left Wing

Shoots: Left 6-foot, 165 pounds
Born: 8/23/87 in Wayzata, Minnesota
Selected by San Jose in the 2005 NHL Entry Draft (6th round, 193rd overall)

2006-07: T-14th among all WCHA freshmen in points...Posted two game-winning goals...Tied for second on the team in shorthanded points (two, a goal and an assist)...Posted a plus-7 plus/minus rating...**Career 2005-06:** Fifth on Omaha (USHL) in goals, third in assists and fourth in points... Represented Team USA in the Viking Cup...**Playoffs:** Posted a plus-2 rating...**2004-05:** Made the jump to juniors after posting 63 points (27 goals, 36 assists) in just 24 games at the high school level...Joined Omaha late in the season.

CAREER STATISTICS

PLAYOFFS

Season	Club	League	GP	G	A	PTS	PIM	GP	G	A	PTS	PIM
2004-05	Omaha	USHL	11	1	0	1	0	-	-	-	-	-
	Wayzata	USHS	24	27	36	63	N/A	-	-	-	-	-
2005-06	Omaha	USHL	56	12	23	35	25	5	0	0	0	2
	United States	Viking Cup	6	1	3	4	6	-	-	-	-	-
2006-07	U. of Minnesota	WCHA	43	7	12	19	28	-	-	-	-	-

Selected by San Jose in the 2005 NHL Entry Draft (6th round, 193rd overall).

David MacDonald

Defense

Shoots: Right 6-foot-3, 200 pounds
Born: 4/30/85 in Halifax, Nova Scotia
Selected by San Jose in the 2004 NHL Entry Draft (7th round, 225th overall)

2006-07: Seventh on the team in penalty minutes...Earned ECAC Hockey League All-Academic honors for the second consecutive season...Often paired on defense with Alex Biega...**Career 2005-06:** Finished fifth on the squad in scoring among defensemen...His two points in the first five games matched his offensive production in his previous 33 games with Harvard...Earned ECAC Hockey League All-Academic honors...**2004-05:** Made collegiate debut on Oct. 29 vs. Brown...**2003-04:** Named Most Improved Player on New England Jr. Coyotes...T-6th on team in plus/minus (plus-17).

CAREER STATISTICS

PLAYOFFS

Season	Club	League	GP	G	A	PTS	PIM	GP	G	A	PTS	PIM
2003-04	New England	EJHL	37	1	5	6	81	-	-	-	-	-
2004-05	Harvard	ECAC	33	0	2	2	22	-	-	-	-	-
2005-06	Harvard	ECAC	22	0	3	3	24	-	-	-	-	-
2006-07	Harvard	ECAC	26	0	2	2	35	-	-	-	-	-

Selected by San Jose in the 2004 NHL Entry Draft (7th round, 225th overall).

Derek MacIntyre

Goaltender

Catches: Left 6-foot-2, 220 pounds
Born: 11/1/85 in Elgin, Illinois
Selected by San Jose in the 2004 NHL Entry Draft (8th round, 234th overall)

2006-07: Named the RBC Financial Group Central Collegiate Hockey Association (CCHA) Player of the Month for February by posting a 4-1-0 record, a .950 save percentage (151 total saves) and a 1.60 goals-against average (eight goals allowed)...Seven victories established a new season high...**Career 2005-06:** Posted two straight wins after his 4-2 opening night loss to New Hampshire...Finished the season with a 3-3-1 record in backup duty...Defeated the then-No. 12 ranked and back-to-back defending National Champion University of Denver in the consolation game for the Wells Fargo Denver Cup on Dec. 31...**2004-05:** Named rookie All-CCHA Honorable Mention...Made collegiate debut vs. Colgate on Oct. 9...Picked up first win on Nov. 12 vs. Connecticut...**2003-04:** Led all NAHL goaltenders in goals-against average, was second in wins, T-2nd in shutouts and T-4th in save percentage (.924)...**Playoffs:** Posted a 1-1 record in four games vs. the U.S. National Team.

CAREER STATISTICS

PLAYOFFS

Season	Club	League	GP	W	L	T	MINS	GA	SO	GAA	GP	W	L	MINS	GA	SO	AVG
2003-04	Soo	NAHL	39	31	3	2	2200	65	4	1.77	4	1	1	153	10	0	3.92
2004-05	Ferris State	CCHA	17	5	8	1	883	47	0	3.19	-	-	-	-	-	-	-
2005-06	Ferris State	CCHA	8	3	3	1	464	25	0	3.23	-	-	-	-	-	-	-
2006-07	Ferris State	CCHA	13	7	3	0	682	39	0	3.43	-	-	-	-	-	-	-

Selected by San Jose in the 2004 NHL Entry Draft (8th round, 234th overall).

John McCarthy

Left Wing

Shoots: Left 6-foot-1, 195 pounds
Born: 8/9/86 in Boston, Massachusetts
Selected by San Jose in the 2006 NHL Entry Draft (7th round, 202nd overall)

2006-07: Appeared in all 39 games...Scored one power play goal, the first of his collegiate career...**Career 2005-06:** Scored four points (two goals, two assists) in his freshman year at Boston University...**2004-05:** Tied for team lead in games played.

CAREER STATISTICS

PLAYOFFS

Season	Club	League	GP	G	A	PTS	PIM	GP	G	A	PTS	PIM
2004-05	Des Moines	USHL	60	8	10	18	32	-	-	-	-	-
2005-06	Boston University	HE	32	2	2	4	12	-	-	-	-	-
2006-07	Boston University	HE	39	2	3	5	18	-	-	-	-	-

Selected by San Jose in the 2006 NHL Entry Draft (7th round, 202nd overall).

Frazer McLaren

Left Wing

Shoots: Left 6-foot-5, 230 pounds

Born: 10/29/87 in Winnipeg, Manitoba

Selected by San Jose in the 2007 NHL Entry Draft (7th round, 203rd overall)

2006-07: Second on the team in goals and fourth in points...Led team and finished seventh in the WHL in penalty minutes... Second on the team in power play goals (12)...Tied for team lead in shorthanded goals (two)...**Career 2005-06:** Finished season with 21 fighting majors and finished eighth in the WHL in PIM...Seventh on the team in goals...**2004-05:** Sixth on the team in PIM...Posted two power play goals...**2003-04:** Selected to play for Team Western, a combined team of the best 16-year-olds from Manitoba and Saskatchewan, in the 2003-04 World "Under 17" Hockey Challenge in St. John's Newfoundland...Posted four fighting majors with Portland.

CAREER STATISTICS

PLAYOFFS

Season	Club	League	GP	G	A	PTS	PIM	GP	G	A	PTS	PIM
2003-04	Portland	WHL	50	0	3	3	44	1	0	0	0	0
	West	World/17	5	0	1	1	12	-	-	-	-	-
2004-05	Portland	WHL	71	6	5	11	124	7	0	0	0	10
2005-06	Portland	WHL	70	12	6	18	194	12	0	2	2	27
2006-07	Portland	WHL	61	19	12	31	186	-	-	-	-	-

Selected by San Jose in the 2007 NHL Entry Draft (7th round, 203rd overall).

Brian O'Hanley

Defense

Shoots: Left 6-foot, 180 pounds

Born: 12/18/84 in Quincy, Massachusetts

Selected by San Jose in the 2003 NHL Entry Draft (9th round, 267th overall)

2006-07: Posted two goals, one of which was a power play tally...Posted two assists in four NCAA Frozen Four Tournament games...**Career 2005-06:** Tied for fifth on the team in points among defensemen...**2004-05:** Named by *Inside College* as one of BC's impact players...Third among team D in scoring...Second among all freshmen on team in scoring...T-11th in Hockey East scoring among freshman and third among freshman D...Picked up first collegiate point on an assist Oct. 15 vs. Denver...Scored first goal of career on Jan. 27 vs. Mass...Participated in annual Beanpot tournament...**Playoffs:** Assisted on the go-ahead goal in first round win over Mercyhurst...**2003-04:** Led team in PIM...Fourth on team with plus-49 and helped team to a 20-4-2 record...**2002-03:** Posted 43 points (22 goals, 21 assists) in 23 games with Boston College High School...Named conference's Co-Most Valuable Player after leading league in scoring.

CAREER STATISTICS

PLAYOFFS

Season	Club	League	GP	G	A	PTS	PIM	GP	G	A	PTS	PIM
2002-03	BC High School	USHSE	23	22	21	43	12	-	-	-	-	-
2003-04	Salisbury	USHSE	26	11	28	39	43	-	-	-	-	-
2004-05	Boston College	HE	33	2	10	12	16	2	0	1	1	2
2005-06	Boston College	HE	38	2	4	6	14	-	-	-	-	-
2006-07	Boston College	HE	36	2	3	5	12	-	-	-	-	-

Selected by San Jose in the 2003 NHL Entry Draft (9th round, 267th overall).

Nick Petrecki

Defense

Shoots: Left 6-foot-3, 210 pounds

Born: 7/11/89 in Schenectady, New York

Selected by San Jose in the 2007 NHL Entry Draft (1st round, 28th overall)

2006-07: Led team defensemen in points...T-4th among USHL defensemen and led team defensemen in goals...Led team, fourth in the league and second among league defensemen in penalty minutes...One of only eight defensemen in the league to score a shorthanded goal (one — T-2nd among D-men)...Tied for third among league defense in game-winning goals (two)...Named USHL Player of the Week twice during the season: Jan. 2 and March 19...Named Second Team All-USHL...Represented West Division at the USHL All-Star Game...**Career 2005-06:** Despite playing in just 53 games, finished second on the team in penalty minutes...Father, Mark, was a winger at Division III Babson College...Signed letter of intent to play at Boston College in 2007-08.

CAREER STATISTICS

PLAYOFFS

Season	Club	League	GP	G	A	PTS	PIM	GP	G	A	PTS	PIM
2005-06	Omaha	USHL	53	0	3	3	110	5	0	0	0	0
2006-07	Omaha	USHL	54	11	14	25	177	5	0	0	0	10

Selected by San Jose in the 2007 NHL Entry Draft (1st round, 28th overall).

Timo Pielmeier

Goaltender

Catches: Left 5-foot-11, 175 pounds
Born: 7/7/89 in Deggendorf, Germany
Selected by San Jose in the 2007 NHL Entry Draft (3rd round, 83rd overall)

2006-07: Represented Germany at the World Junior Championships...Second youngest goaltender to play in the DEL next to Felix Brueckmann of Mannheim...**Career 2005-06:** Played for Germany at the World U-18 Championships...Teammate at Koln (DEL) was fellow Sharks prospect Thomas Greiss...Also youngest to play in the DEL...Will play for St. John's (QMJHL) this season.

CAREER STATISTICS										PLAYOFFS							
Season	Club	League	GP	W	L	T	MINS	GA	SO	GAA	GP	W	L	MINS	GA	SO	AVG
2005-06	Koln	DEL	8								-	-	-	-	-	-	-
	Koln Jr.	DEL-JR.	20								5						
	Germany	World/18	6	-	-	-	-	-	-	4.42	-	-	-	-	-	-	-
2006-07	Koln	DEL	18								-	-	-	-	-	-	-
	Koln Jr.	DEL-JR.	35								6						
	Germany	WJC	1	-	-	-	-	-	-	3.00	-	-	-	-	-	-	-

Selected by San Jose in the 2007 NHL Entry Draft (3rd round, 83rd overall).

Tyson Sexsmith

Goaltender

Catches: Left 5-foot-11, 210 pounds
Born: 3/19/89 in Priddis, Alberta
Selected by San Jose in the 2007 NHL Entry Draft (3rd round, 91st overall)

2006-07: Led WHL in goals-against average, second in shutouts, fifth in wins and sixth in save percentage (.915)...Took part in Hockey Canada's Program of Excellence Camp in Calgary from June 7-10...Played in CHL Top Prospects Game...Twice earned ADT CHL Goaltender of the Week for the weeks ending March 11 and April 1...**Playoffs:** Led all WHL netminders in GAA and shutouts...At the Memorial Cup, he allowed only seven goals against in five games and posted a save percentage of .936...**Career 2005-06:** Served as back-up as team won WHL Championship and reached Memorial Cup...A member of Team Pacific at the 2006 World Under-17 Challenge in Regina, Saskatchewan...**2004-05:** Made WHL debut with three games (two with Vancouver).

CAREER STATISTICS										PLAYOFFS							
Season	Club	League	GP	W	L	T	MINS	GA	SO	GAA	GP	W	L	MINS	GA	SO	AVG
2004-05	Vancouver	WHL	2	1	0	0	80	4	0	3.00	-	-	-	-	-	-	-
	Medicine Hat	WHL	1	0	0	0	5	0	0	0.00	-	-	-	-	-	-	-
2005-06	Vancouver	WHL	11	6	3	1	547	21	1	2.30	-	-	-	-	-	-	-
	Pacific	WORLD/17	3	2	1	0	160	9	0	3.38	-	-	-	-	-	-	-
2006-07	Vancouver	WHL	51	31	12	8	3047	91	10	1.79	22	14	7	1339	40	4	1.79

Selected by San Jose in the 2007 NHL Entry Draft (3rd round, 91st overall).

Alex Stalock

Goaltender

Catches: Left 5-foot-11, 180 pounds
Born: 7/28/87 in St. Paul, Minnesota
Selected by San Jose in the 2005 NHL Entry Draft (4th round, 112th overall)

2006-07: Led team in games played...Led all WCHA freshmen goaltenders in all major categories...Led NCAA goalkeepers with four assists...**Career 2005-06:** Named the USHL's Player of the Week on Sept. 27, for his opening night performance — stopping 41 shots in a 3-1 victory...Finished the regular season leading the USHL in wins and save percentage (.931)...Was tied for third in shutouts and ranked sixth in goals-against average...Attended development camp for the U.S. World Jr. Team at Lake Placid...Selected as one of the goaltenders to represent the U.S. in the Viking Cup...Earned an assist, leading Team USA to a third place finish...Named Goaltender of the Month by the USHL for his performance in November...Named Top Goaltender of the Year in the USHL and named to the Rbk All-USHL First Team...**Playoffs:** Led all goaltenders in shots faced (281), fourth in save percentage (.918) and seventh in GAA...**2004-05:** Posted a 19-9-3 mark with a 2.73 GAA in 32 games with Cedar Rapids (USHL)...**Playoffs:** Named USHL's Clark Cup Playoffs Most Valuable Player...**Other:** Acquired from Sioux Falls in July 2004 in exchange for a second round pick in the 2005 USHL Draft...Originally selected by Sioux Falls in the second round of the May 2004 USHL Draft with the 13th overall choice...Backstopped South St. Paul High to semifinal of 2004 Minnesota Class A State Tournament and was named to All-Tournament Team for his efforts...Posted 2.00 GAA and .920 save percentage in six games at USA Hockey Select 17 Festival in St. Cloud, Minn. in July 2004.

CAREER STATISTICS										PLAYOFFS							
Season	Club	League	GP	W	L	T	MINS	GA	SO	GAA	GP	W	L	MINS	GA	SO	AVG
2004-05	Cedar Rapids	USHL	32	19	9	3	1801	82	1	2.73	9	7	2	582	14	1	1.44
2005-06	Cedar Rapids	USHL	44	28	13	3	2641	112	4	2.54	8	3	5	472	25	0	3.18
	USA	VIKING CUP	3	2	1	0	-	-	-	-	-	-	-	-	-	-	-
2006-07	Min.-Duluth	WCHA	23	5	14	3	1364	76	1	3.34	-	-	-	-	-	-	-

Selected by San Jose in the 2005 NHL Entry Draft (4th round, 112th overall).



Logan Couture was San Jose's No. 1 (ninth overall) in the 2007 NHL Entry Draft.

Patrik Zackrisson

Left Wing

Shoots: Left 5-foot-11, 190 pounds

Born: 3/27/87 in Ekero, Sweden

Selected by San Jose in the 2007 NHL Entry Draft (6th round, 165th overall)

2006-07: Second youngest player on Rogle BK...Among team leaders: third in assists and fourth in points and goals...
WORLD JR.: Appeared in seven games for Sweden and was T-4th on the team in penalty minutes...**Career 2005-06:** Posted one assist in 10 games...**WORLD JR.:** Appeared in two games and posted one goal...Will play for Linkopings of the Swedish Elite League in 2007-08.

CAREER STATISTICS

PLAYOFFS

Season	Club	League	GP	G	A	PTS	PIM	GP	G	A	PTS	PIM
2005-06	Vastra Frolunda	SEL	10	0	1	10	-	-	-	-	-	-
	Sweden	World Jr.	2	1	0	14	-	-	-	-	-	-
2006-07	Rogle BK	SWE-1	29	16	18	34	28	-	-	-	-	-
	Sweden	World Jr.	7	1	1	2	12	-	-	-	-	-

Selected by San Jose in the 2007 NHL Entry Draft (6th round, 165th overall).

Steven Zalewski

Center

Shoots: Left 6-foot, 190 pounds

Born: 8/20/86 in Utica, New York

Selected by San Jose in the 2004 NHL Entry Draft (5th round, 153rd overall)

2006-07: Scored the game-winner over Dartmouth in ECAC semifinals on March 16 with just 41 seconds...Led team in game-winning goals (four — tied for third in ECAC), tied for third in goals and power play goals (six) and fourth in points...Recorded nine multiple-point games, including three, two-goal efforts...Will be an alternate captain in 2007-08. **Career 2005-06:** Tied for eighth on the team in scoring...Ranked fourth in the conference in power play goals (eight)...One of nine players drafted off the Golden Knights roster...**2004-05:** Finished season as team's leading freshman scorer and tied for third on team in points and power play goals, second in goals and fourth in PIM...Was 11th in ECAC in scoring among rookies and second in goals... Scored first collegiate goal Oct. 9 vs. UMass...Named to ECAC Weekly Honor Roll on Nov. 29...**2003-04:** Collected 66 points in 40 games with Northwood Prep.

CAREER STATISTICS

PLAYOFFS

Season	Club	League	GP	G	A	PTS	PIM	GP	G	A	PTS	PIM
2003-04	Northwood	USHSE	40	32	34	66	22	-	-	-	-	-
2004-05	Clarkson	ECAC	39	12	7	19	60	-	-	-	-	-
2005-06	Clarkson	ECAC	35	9	13	22	50	-	-	-	-	-
2006-07	Clarkson	ECAC	39	16	18	34	44	-	-	-	-	-

Selected by San Jose in the 2004 NHL Entry Draft (5th round, 153rd overall).

SHARKS 2007-08 RESERVE LIST

LEFT WING	HT	WT	S	BORN	BIRTHPLACE	2006-07 TEAM	LGE	GP	G	A	PTS	PIM	ACQ
Ryane Clowe	6-2	225	L	9/30/82	Fermeuse, Newfoundland	San Jose	NHL	58	16	18	34	78	ED/01
P.J. Fenton	5-11	175	L	8/26/85	Springfield, Massachusetts	U-Mass Amherst	HE	39	10	15	25	16	ED/05
Lukas Kaspar	6-2	220	L	9/23/85	Most, Czech Republic	Worcester	AHL	78	12	28	40	64	ED/04
Tony Lucia	6-0	165	L	8/23/87	Wayzata, Minnesota	U. of Minnesota	WCHA	43	7	12	19	28	ED/05
Jamie McGinn	6-1	200	L	8/5/88	Oakville, Ontario	Worcester	AHL	4	1	1	2	4	ED/06
						Ottawa	OHL	68	46	43	89	49	
Frazer McLaren	6-5	230	L	10/29/87	Winnipeg, Manitoba	Portland	WHL	61	19	12	31	186	ED/07
Milan Michalek	6-2	225	L	12/7/84	Jidrichov Hradec, Czech Rep.	San Jose	NHL	78	26	40	66	36	ED/03
Patrick Rissmiller	6-4	220	L	10/26/78	Belmont, Massachusetts	San Jose	NHL	79	7	15	22	22	FA/02
Patrik Zackrisson	5-11	190	L	3/27/87	Ekerö, Sweden	Rogle	SWE-1	29	16	18	34	28	ED/07

CENTER	HT	WT	S	BORN	BIRTHPLACE	2006-07 TEAM	LGE	GP	G	A	PTS	PIM	ACQ
Nick Bonino	6-1	180	L	4/20/88	Hartford, Connecticut	Avon Old Farms	HS	26	23	43	66	15	ED/07
Curtis Brown	6-0	200	L	2/12/76	Unity, Saskatchewan	San Jose	NHL	78	8	12	20	56	FA/06
Tom Cavanagh	6-0	200	L	3/24/82	Warwick, Rhode Island	Worcester	AHL	74	12	32	44	56	ED/01
Logan Couture	6-0	200	L	3/28/89	Guelph, Ontario	Ottawa	AHL	54	26	52	78	24	ED/07
T.J. Fox	6-1	200	L	6/11/84	Oswego, New York	Union	ECAC	36	13	24	37	54	FA/07
Marcel Goc	6-1	200	L	8/24/83	Calw, Germany	San Jose	NHL	78	5	8	13	24	ED/01
Patrick Marleau	6-2	220	L	9/15/79	Aneroid, Saskatchewan	San Jose	NHL	77	32	46	78	33	ED/97
John McCarthy	6-1	195	L	8/9/86	Boston, Massachusetts	Boston U.	HE	39	2	3	5	18	ED/06
Torrey Mitchell	5-11	190	R	1/30/85	Greenfield Park, Quebec	Worcester	AHL	11	2	5	7	27	ED/04
						Vermont	ECAC	39	12	23	35	46	
Joe Pavelski	5-11	195	R	7/11/84	Plover, Wisconsin	San Jose	NHL	46	14	14	28	18	ED/03
						Worcester	AHL	16	8	18	26	8	
Tomas Plihal	6-1	200	L	3/28/83	Frydlant, Czech Republic	San Jose	NHL	3	0	0	0	0	ED/01
						Worcester	AHL	47	6	9	15	28	
Jeremy Roenick	6-1	205	R	1/17/70	Boston, Massachusetts	Phoenix	NHL	70	11	17	28	32	FA/07
Joe Thornton	6-4	235	L	7/2/79	London, Ontario	San Jose	NHL	82	22	92	114	44	TR/05
Craig Valette	6-0	200	L	10/7/82	Shellbrook, Saskatchewan	Worcester	AHL	55	15	11	26	77	FA/03
Steven Zalewski	6-0	210	L	8/20/86	Utica, New York	Clarkson	ECAC	39	16	18	34	44	ED/04

RIGHT WING	HT	WT	S	BORN	BIRTHPLACE	2005-06 TEAM	LGE	GP	G	A	PTS	PIM	ACQ
Riley Armstrong	5-11	190	R	11/8/84	Lloydminster, Saskatchewan	Worcester	AHL	73	19	17	36	108	FA/04
Steve Bernier	6-2	225	R	3/31/85	Quebec City, Quebec	San Jose	NHL	62	15	16	31	29	ED/03
						Worcester	AHL	10	3	4	7	2	
Jonathan Cheechoo	6-1	205	R	7/15/80	Moose Factory, Ontario	San Jose	NHL	76	37	32	69	69	ED/98
Mike Grier	6-1	225	R	1/5/75	Detroit, Michigan	San Jose	NHL	81	16	17	33	43	FA/06
Mike Iggulden	6-3	215	R	11/9/82	St. Catharines, Ontario	Worcester	AHL	73	30	27	57	55	FA/06
Carter Lee	6-1	190	R	7/2/84	Toms River, New Jersey	Lake Superior St.	CCHA	Did Not Play/Transfer					ED/03
Graham Mink	6-3	220	R	5/21/79	Stowe, Vermont	Worcester	AHL	61	31	32	63	52	FA/06
Mike Morris	6-1	185	R	7/14/83	Dorchester, Massachusetts	Northeastern	HE	20	7	11	18	22	ED/02
Ashton Rome	6-1	205	R	12/31/85	Nesbitt, Manitoba	Worcester	AHL	65	8	3	11	63	ED/06
Devine Setoguchi	6-0	205	R	1/1/87	Taber, Alberta	Prince George	WHL	55	36	29	65	55	ED/05
Jonathan Tremblay	6-3	240	R	3/3/84	Fauquier, Ontario	Worcester	AHL	3	0	0	0	5	ED/03
						Fresno	ECHL	63	0	2	2	133	

DEFENSE	HT	WT	S	BORN	BIRTHPLACE	2005-06 TEAM	LGE	GP	G	A	P	PIM	ACQ
Justin Braun	6-1	190	R	2/10/87	St. Paul, Minnesota	UMass-Amherst	HE	39	4	10	14	20	ED/07
Matthew Carle	6-0	205	L	9/25/84	Anchorage, Alaska	San Jose	NHL	77	11	31	42	30	ED/03
						Worcester	AHL	3	0	2	2	0	
William Colbert	6-2	210	L	2/6/85	Arnprior, Ontario	St. Francis Xavier	CAN	27	2	9	11	28	ED/05
Rob Davison	6-3	220	L	5/1/80	St. Catharines, Ontario	San Jose	NHL	22	0	2	2	27	ED/98
James DeLory	6-4	235	R	3/3/88	Scarborough, Ontario	Oshawa	OHL	61	4	21	25	167	ED/06
Christian Ehrhoff	6-2	205	L	7/6/82	Moers, Germany	San Jose	NHL	82	10	23	33	63	ED/01

DEFENSE	HT	WT	S	BORN	BIRTHPLACE	2006-07 TEAM	LGE	GP	G	A	P	PIM	ACQ
Brennan Evans	6-3	220	L	1/16/82	Camrose, Alberta	Worcester	AHL	75	2	14	16	170	FA/07
Christian Jensen	6-3	190	R	1/6/86	Brooklyn, New York	RPI	ECAC	24	1	3	4	28	ED/04
Derek Jostin	6-1	210	L	3/17/87	Richmond Hill, Ontario	Worcester	AHL	3	0	0	0	0	ED/05
						Ottawa	ECHL	68	11	38	49	66	
David MacDonald	6-3	200	R	4/30/85	Halifax, Nova Scotia	Harvard	ECAC	26	0	2	2	35	ED/04
Kyle McLaren	6-4	235	L	6/18/77	Coal Dale, Alberta	San Jose	NHL	67	5	12	17	61	TR/03
Douglas Murray	6-3	240	L	3/12/80	Bromma, Sweden	San Jose	NHL	35	0	3	3	31	ED/99
						Worcester	AHL	5	2	1	3	8	
Brad Norton	6-4	230	L	2/13/75	Cambridge, Massachusetts	Detroit	NHL	6	0	1	1	20	FA/07
						Grand Rapids	AHL	43	1	4	5	102	
Brian O'Hanley	6-0	180	L	12/18/84	Quincy, Massachusetts	Boston College	HE	36	2	3	5	12	ED/03
Nicholas Petrecki	6-3	210	L	7/11/89	Schenectady, New York	Omaha	USHL	54	11	14	25	177	ED/07
Craig Rivet	6-2	210	R	9/13/74	North Bay, Ontario	Montreal	NHL	54	6	10	16	57	TR/07
						San Jose	NHL	17	1	7	8	12	
Dan Spang	6-0	205	L	8/16/83	Winchester, Massachusetts	Worcester	AHL	48	4	21	25	18	ED/02
Brad Staubitz	6-1	215	R	7/28/84	Edmonton, Alberta	Worcester	AHL	51	1	4	5	137	FA/05
Marc-Edouard Vlasic	6-1	200	L	3/30/87	Montreal, Quebec	San Jose	NHL	81	3	23	26	18	ED/05
Ty Wishart	6-4	205	L	5/19/88	Belleville, Ontario	Prince George	WHL	62	11	38	49	59	ED/06

GOALTENDER	HT	WT	C	BORN	BIRTHPLACE	2006-07 TEAM	LGE	GP	MIN	GAA	W-L-T	SO	GA	ACQ
Taylor Dakers	6-1	175	L	9/14/86	Langley, B.C.	Kootenay	WHL	48	2831	2.16	33-10-4	5	102	ED/05
Thomas Greiss	6-1	200	L	1/29/86	Fussen, Germany	Worcester	AHL	43	2555	2.61	26-15-2	0	111	ED/04
						Fresno	ECHL	3	180	2.34	1-2-0	0	7	
Derek MacIntyre	6-2	200	L	11/1/85	Elgin, Illinois	Ferris State	CCHA	13	682	3.43	7-3-0	0	39	ED/04
Evgeni Nabokov	6-0	200	L	7/25/75	Kamenogorsk, Kazakhstan	San Jose	NHL	50	2778	2.29	25-16-4	7	106	ED/94
Dimitri Patzold	6-0	195	L	2/3/83	Kamenogorsk, Kazakhstan	Worcester	AHL	24	1378	3.35	10-8-3	0	77	ED/01
						Fresno	ECHL	4	239	2.01	2-2-0	0	8	
Timo Pielmeier	5-11	175	L	7/7/89	Deggendorf, Germany	Koln	DEL	2	-	-	-	-	-	ED/07
						Koln Jr.	DEL Jr.	35	-	-	-	-	-	
Tyson Sexsmith	5-11	210	L	3/19/89	Calgary, Alberta	Vancouver	WHL	22	3047	1.79	31-12-8	10	91	ED/07
Alex Stalock	5-11	180	L	7/28/87	St. Paul, Minnesota	Minnesota-Duluth	WCHA	23	1364	3.34	5-14-3	1	76	DN/05

Acquired:

ED/YR= Entry Draft/Year Drafted FA/YR= Free Agent/Year Signed SD/YR= Supplemental Draft/Year Drafted
 TR/YR= Through Trade/Year Acquired WA/YR= Via Waivers/Year Acquired WD/Year= Waiver Draft/Year Acquired



DRAFT HISTORY

ENTRY DRAFTS

JUNE 22-23 2007		COLUMBUS, OHIO — NATIONWIDE ARENA			
ROUND	OVERALL	NAME	POSITION	2005-06 CLUB (LEAGUE)	COUNTRY OF BIRTH
1 (from STL)	9	Logan Couture	Center	Ottawa (OHL)	Canada
1 (from WSH)	28	Nick Petrecki	Defense	Omaha (USHL)	United States
3	83	Timo Pielmeier	Goaltender	Koln-Jr. (DEL Jr.)	Germany
3 (from COL)	91	Tyson Sexsmith	Goaltender	Vancouver (WHL)	Canada
6 (from COL)	165	Patrik Zackrisson	Left Wing	Rogle (SWE-1)	Sweden
6	173	Nick Bonino	Center	Avon Old Farms (HS)	United States
7 (from PIT)	201	Justin Braun	Defense	U-Mass Amherst (HE)	United States
7	203	Frazer McLaren	Left Wing	Portland (WHL)	Canada

JUNE 24, 2006		VANCOUVER, BRITISH COLUMBIA — GENERAL MOTORS PLACE			
ROUND	OVERALL	NAME	POSITION	2005-06 CLUB (LEAGUE)	COUNTRY OF BIRTH
1 (from MTL)	16	Ty Wishart	Defense	Prince George (WHL)	Canada
2 (from CBJ)	36	Jamie McGinn	Left Wing	Ottawa (OHL)	Canada
4 (from NYI)	98	James DeLory	Defense	Oshawa (OHL)	Canada
5	143	Ashton Rome	Right Wing	Kamloops/Red Deer (WHL)	Canada
7	202	John McCarthy	Left Wing	Boston University	United States
7 (from TB)	203	Jay Barriball	Left Wing	Sioux Falls (USHL)	United States

JUNE 30, 2005		OTTAWA, ONTARIO — SHERATON HOTEL AND TOWERS			
ROUND	OVERALL	NAME	POSITION	2004-05 CLUB (LEAGUE)	COUNTRY OF BIRTH
1 (from ATL)	8	Devin Setoguchi	Right Wing	Saskatoon (WHL)	Canada
2 (from CGY)	35	Marc-Edouard Vlasic	Defense	Quebec (OMJHL)	Canada
4	112	Alex Stalock	Goaltender	Cedar Rapids (USHL)	United States
5	140	Taylor Dakers	Goaltender	Kootenay (WHL)	Canada
5	149	Derek Joslin	Defense	Ottawa (OHL)	Canada
5 (from TB)	162	Paul (P.J.) Fenton	Forward	U-Mass Amherst (HE)	United States
6	183	William Colbert	Defense	Ottawa (OHL)	Canada
6 (from ANA)	193	Tony Lucia	Left Wing	Wayzata (USHSW)	United States

JUNE 26-27, 2004		RALEIGH, N.C. — RBC CENTER			
ROUND	OVERALL	NAME	POSITION	2003-04 CLUB (LEAGUE)	COUNTRY OF BIRTH
1 (from DAL)	22	Lukas Kaspar	Right Wing	Litvinov (Czech)	Czech Republic
3 (from BOS)	94	Thomas Greiss	Goaltender	Kolner Haie (Germany)	Germany
4 (from BOS)	126	Torrey Mitchell	Center	Hotchkiss Prep. (USHSE)	United States
4 (from BOS)	129	Jason Churchill	Goaltender	Halifax (QMJHL)	Canada
5 (from DAL)	153	Steven Zalewski	Center	Northwood Prep (USHSE)	United States
7 (from FLA)	201	Michael Vernace	Defenseman	Brampton (OHL)	Canada
7	225	David MacDonald	Defenseman	New England (EJHL)	United States
8 (from FLA)	234	Derek MacIntyre	Goaltender	Soo (NAHL)	United States
9 (from BOS)	288	Brian Mahoney-Wilson	Goaltender	Catholic Memorial (USHSE)	United States
9	289	Christian Jensen	Defenseman	New Jersey Jr. (Indep. Jr.)	United States

JUNE 21-22, 2003		NASHVILLE, TENN. — GAYLORD ENTERTAINMENT CENTER			
ROUND	OVERALL	NAME	POSITION	2002-03 CLUB (LEAGUE)	COUNTRY OF BIRTH
1	6	Milan Michalek	Right Wing	Budejovice (Czech)	Czech Republic
1 (from BOS)	16	Steve Bernier	Right Wing	Moncton (QMJHL)	Canada
2 (from NYR)	43	Joshua Hennessy	Center	Quebec (QMJHL)	Canada
2 (from CGY)	47	Matthew Carle	Defenseman	River City (USHL)	United States
5 (from PIT)	139	Patrick Ehelechner	Goaltender	Hannover (Germany)	Germany
7 (from FLA)	201	Jonathan Tremblay	Right Wing	Acadie-Bathurst (QMJHL)	Canada
7 (from PHI)	205	Joe Pavelski	Center	Waterloo (USHL)	United States
7	216	Kai Hospelt	Center	Kolner Haie (Germany)	German
8	236	Alexander Hult	Center	HV 71 Jonkoping (Sweden)	Sweden
9	267	Brian O'Hanley	Defenseman	BC High School (USHSE)	United States
9 (from CHI)	276	Carter Lee	Right Wing	Canterbury (USHSE)	United States

JUNE 22-23, 2002		TORONTO, ONTARIO — AIR CANADA CENTRE			
ROUND	OVERALL	NAME	POSITION	2001-02 CLUB (LEAGUE)	COUNTRY OF BIRTH
1	27	Mike Morris	Right Wing	St. Sebastian's (USHS)	United States
2 (from TB)	52	Dan Spang	Defense	Winchester (USHS)	United States
3 (from CHI)	86	Jonas Fiedler	Right Wing	Plymouth (OHL)	Czech Republic
5	139	Kris Newbury	Center	Sarnia (OHL)	Canada
5	163	Tom Walsh	Defense	Deerfield Academy (USHS)	United States
7 (from ATL)	217	Tim Conboy	Defense	Topeka (USHL)	United States
9	288	Michael Hutchins	Defense	Des Moines (USHL)	United States

JUNE 23-24, 2001		SUNRISE, FLA. — NATIONAL CAR RENTAL CENTER			
ROUND	OVERALL	NAME	POSITION	2000-01 CLUB (LEAGUE)	COUNTRY OF BIRTH
1	20	Marcel Goc	Center	Schwennigen (German)	Germany
4 (from CHI)	106	Christian Ehrhoff	Defense	Krefeld (German)	Germany
4 (from NYR)	107	Dimitri Patzold	Goaltender	Erding (German)	Kazakhstan
5 (from BUF)	140	Tomas Plihal	Center	Liberec Jr. (Czech Jr.)	Czech Republic
6 (comp. Norton)	175	Ryane Clowe	Right Wing	Rimouski (QMJHL)	Canada
6 (from VAN)	182	Tom Cavanagh	Left Wing	Phillips-Exeter HS	United States

JUNE 24-25, 2000		CALGARY, ALBERTA — THE SADDLEDOME			
ROUND	OVERALL	NAME	POSITION	1999-00 CLUB (LEAGUE)	COUNTRY OF BIRTH
2 (from CHI)	41	Tero Määttä	Defense	Jokerit Jr. (Finland)	Finland
4 (from NYR)	104	Jon DiSalvatore	Right Wing	Providence College (Hockey East)	United States
5 (from CHI)	142	Michal Pinc	Left Wing	Rouyn Noranda (QMJHL)	Czech Republic
5 (from DET)	166	Nolan Schaefer	Goaltender	Providence College (Hockey East)	Canada
6	183	Michal Macho	Center	Martin (Slovakia Jr.)	Slovakia
8	246	Chad Wiseman	Left Wing	Mississauga (OHL)	Canada
8 (from WSH)	256	Pasi Saarinen	Defense	Ilves (Finland)	Finland

JUNE 26, 1999		BOSTON, MASS. — THE FLEET CENTER			
ROUND	OVERALL	NAME	POSITION	1998-99 CLUB (LEAGUE)	COUNTRY OF BIRTH
1	14	Jeff Jillson	Defense	Univ. of Michigan (CCHA)	United States
3	82	Marc Concannon	Left Wing	Winchedon High School	United States
4	111	Willie Levesque	Right Wing	Northeastern University (HE)	United States
5 (from NJ)	155	Niko Dimitrakos	Right Wing	University of Maine (HE)	United States
8	229	Eric Betournay	Center	Acadie-Bathurst (QMJHL)	Canada
8 (from OTT)	241	Doug Murray	Defense	Applecore (EJHL)	Sweden
9	257	Hannes Hyvonen	Right Wing	Espoo (Finland)	Finland

JUNE 27, 1998		BUFFALO, N.Y. — MARINE MIDLAND ARENA			
ROUND	OVERALL	NAME	POSITION	1997-98 CLUB (LEAGUE)	COUNTRY OF BIRTH
1 (from NSH)	3	Brad Stuart	Defense	Regina (WHL)	Canada
2 (from NSH)	29	Jonathan Cheechoo	Right Wing	Belleville (OHL)	Canada
3 (comp. Belfour)	65	Eric LaPlante	Left Wing	Halifax (QMJHL)	Canada
4	98	Rob Davison	Defense	North Bay (OHL)	Canada
4 (from BUF)	104	Miroslav Zalesak	Right Wing	HC Nitra (Slovakia)	Slovakia
5	127	Brandon Coalter	Left Wing	Oshawa (OHL)	Canada
5 (from DAL)	145	Mikael Samuelsson	Right Wing	Sodertalje (Sweden)	Sweden
7	185	Robert Mulick	Defense	Sault Ste. Marie (OHL)	Canada
8	212	Jim Fahey	Defense	Catholic Memorial (USHSE)	United States

JUNE 21, 1997		PITTSBURGH, PA. — PITTSBURGH CIVIC ARENA			
ROUND	OVERALL	NAME	POSITION	1996-97 CLUB (LEAGUE)	COUNTRY OF BIRTH
1	2	Patrick Marleau	Center	Seattle (WHL)	Canada
1 (from CAR)	23	Scott Hannan	Defense	Kelowna (WHL)	Canada
4 (from SJ-NYR)	82	Adam Colagiacomio	Right Wing	London/Oshawa (OHL)	Canada
5 (from BOS)	107	Adam Nittel	Right Wing	Erie (OHL)	Canada
7	163	Joe Dusbabek	Right Wing	Notre Dame (CCHA)	United States
8	192	Cam Severson	Left Wing	Lethbridge/Prince Albert (WHL)	Canada
9	219	Mark Smith	Center	Lethbridge	Canada

JUNE 22, 1996		ST. LOUIS, MO. — KIEL CENTER		1995-96 CLUB (LEAGUE)	COUNTRY OF BIRTH
ROUND	OVERALL	NAME	POSITION		
1	2	Andrei Zyuzin	Defense	Salavat Yulayev (Russia)	Russia
1 (from CHI)	21	Marco Sturm	Center/LW	Landshut (Germany)	Germany
3	55	Terry Friesen	Goaltender	Swift Current (WHL)	Canada
4	102	Matt Bradley	Right Wing	Kingston (OHL)	Canada
6	137	Michel Larocque	Goaltender	Boston University (HE)	Canada
7	164	Jake Deadmarsh	Defense	Kamloops (WHL)	Canada
8	191	Cory Cyrenne	Center	Brandon (WHL)	Canada
9	217	David Thibault	Left Wing	Drummondville (QMJHL)	Canada

JULY 8, 1995		EDMONTON, ALBERTA — EDMONTON COLISEUM		1994-95 CLUB (LEAGUE)	COUNTRY OF BIRTH
ROUND	OVERALL	NAME	POSITION		
1	12	Teemu Riihijarvi	Right Wing	Kiekko-Espoo Jrs. (Finland)	Finland
2	38	Peter Roed	Center	White Bear Lake (HS)	United States
3	64	Marko Makinen	Right Wing	TPS Jrs. (Finland)	Finland
4	90	Vesa Toskala	Goaltender	Ilves Jrs. (Finland)	Finland
5	116	Miikka Kiprusoff	Goaltender	TPS Jrs. (Finland)	Finland
5 (from DET)	130	Michal Bros	Center	Olomouc Jrs. (Czech)	Czech Republic
6 (from FLA)	140	Timo Hakanen	Center	Assat Jrs. (Finland)	Finland
6	142	Jaroslav Kudrna	Left Wing	Penticton (BCJHL)	Czech Republic
7 (from DAL)	167	Brad Mehalko	Right Wing	Lethbridge (WHL)	Canada
7	168	Robert Jindrich	Defense	Plezn (Czech)	Czech Republic
8	194	Ryan Kraft	Center	Minnesota (WCHA)	United States
9	220	Mikko Markkanen	Right Wing	TPS Jrs. (Finland)	Finland

JUNE 28-29, 1994		HARTFORD, CONN. — HARTFORD CIVIC CENTER		1993-94 CLUB (LEAGUE)	COUNTRY OF BIRTH
ROUND	OVERALL	NAME	POSITION		
1	11	Jeff Friesen	Left Wing	Regina (WHL)	Canada
2	37	Angel Nikolov	Defense	Litvinov (Czech)	Czech Republic
3	66	Alexei Yegorov	Center	SKA St. Petersburg (CIS)	Russia
4	89	Vaclav Varada	Left Wing	Vitkovice (Czech)	Czech Republic
5	115	Brian Swanson	Center	Omaha (USHL)	United States
6	141	Alexander Korolyuk	Center	Soviet Wings (CIS)	Russia
7	167	Sergei Gorbachev	Right Wing	Dynamo Moscow (CIS)	Russia
8	193	Eric Landry	Right Wing	Guelph (OHL)	Canada
9	219	Evgeni Nabokov	Goaltender	Torpedo UST Kamenogorsk (CIS)	Kazakhstan
10	240	Tomas Pisa	Left Wing	Pardubice Jrs. (Czech)	Czech Republic
10	245	Aniket Dhadphale	Left Wing	Marquette Electricians (AAA)	United States
11	271	David Beauregard	Left Wing	St. Hyacinthe (QMJHL)	Canada

JUNE 26, 1993		QUEBEC CITY, QUEBEC — LE COLISÉE		1992-93 CLUB (LEAGUE)	COUNTRY OF BIRTH
ROUND	OVERALL	NAME	POSITION		
1	6	Viktor Kozlov	Left Wing	Dynamo Moscow (CIS)	Russia
2	28	Shean Donovan	Right Wing	Ottawa (OHL)	Canada
2 (from HFD)	45	Vlastimil Kroupa	Defense	Litvinov (Czech)	Czech Republic
3	58	Ville Peltonen	Left Wing	IFK Helsinki (Finland)	Finland
4	80	Alexander Osadchy	Defense	CSKA Moscow (CIS)	Ukraine
5	106	Andrei Buschan	Defense	Sokol Kiev (CIS)	Ukraine
6	132	Petri Varis	Center	Ässät Pori (Finland)	Finland
6	154	Fredrik Oduya	Defense	Ottawa (OHL)	Sweden
7	158	Anatoli Filatov	Right Wing	Torpedo UST-Kamenogorsk (CIS)	Kazakhstan
8	184	Todd Holt	Right Wing	Swift Current (WHL)	Canada
9	210	Jonas Forsberg	Goaltender	Djurgarden Jrs. (Sweden)	Sweden
10	236	Jeff Salajko	Goaltender	Ottawa (OHL)	Canada
11	262	Jamie Matthews	Center	Sudbury (OHL)	Canada

JUNE 20, 1992		MONTREAL, QUEBEC — MONTREAL FORUM		1991-92 CLUB (LEAGUE)	COUNTRY OF BIRTH
ROUND	OVERALL	NAME	POSITION		
1	3	Mike Rathje	Defense	Medicine Hat (WHL)	Canada
1 (from MIN)	10	Andrei Nazarov	Left Wing	Dynamo Moscow (CIS)	Russia
3	51	Alexander Cherbayev	Left Wing	Khimik Voskresensk (CIS)	Russia
4	75	Jan Caloun	Right Wing	Litvinov (Czech)	Czech Republic
5	99	Marcus Ragnarsson	Defense	Djurgarden (Sweden)	Sweden
6	123	Michal Sykora	Defense	Tacoma (WHL)	Czech Republic
7	147	Eric Bellerose	Right Wing	Trois-Riviers (QMJHL)	Canada
8	171	Ryan Smith	Defense	Brandon (WHL)	Canada

9	195	Chris Burns	Goaltender	Thunder Bay (USHL)	Canada
10	219	Alexandr Kholomeyev	Left Wing	Izhorets (CIS)	Russia
11	243	Victor Ignatjev	Defense	Riga Hockey Club (CIS)	Latvia

JUNE 22, 1991		BUFFALO, N.Y. — MEMORIAL AUDITORIUM			
ROUND	OVERALL	NAME	POSITION	1990-91 CLUB (LEAGUE)	COUNTRY OF BIRTH
1	2	Pat Falloon	Right Wing	Spokane (WHL)	Canada
2	23	Ray Whitney	Center	Spokane (WHL)	Canada
2 (from MIN)	30	Sandis Ozolinsh	Defense	Dynamo Riga (Soviet Elite)	Latvia
3	45	Dody Wood	Center	Seattle (WHL)	Canada
4	67	Kerry Toporowski	Defense	Spokane (WHL)	Canada
5	89	Dan Ryder	Goaltender	Sudbury (OHL)	Canada
6	111	Fredrick Nilsson	Center	Vasteras (Sweden)	Sweden
7	133	Jaroslav Otevrel	Left Wing	Zlin (Czech)	Czech Republic
8	155	Dean Grillo	Right Wing	Warroad, Minn. (H.S.)	United States
9	177	Corwin Saurdiff	Goaltender	Waterloo (USHL)	United States
10	199	Dale Craigwell	Center	Oshawa (OHL)	Canada
11	221	Aaron Kriss	Defense	Cranbrook, Mich. (H.S.)	United States
12	243	Mikhail Kravets	Right Wing	SKA Leningrad (Soviet Elite)	Russia

SUPPLEMENTAL DRAFTS

JUNE 25, 1993		
NAME	POSITION	1992-93 CLUB (LEAGUE)
Dean Sylvester	Right Wing	Kent State University (CCHA)

JUNE 19, 1992		
NAME	POSITION	1991-92 CLUB (LEAGUE)
Brian Konowalchuk	Center	U. of Denver (WCHA)

JUNE 21, 1991		
NAME	POSITION	1990-91 CLUB (LEAGUE)
Jeff McLean	Center	North Dakota (WCHA)
Mark Beaufait	Center	N. Michigan (WCHA)

WAIVER DRAFTS

SEPTEMBER 30, 1996			
ROUND	NAME	POSITION	CLAIMED FROM
1	Rob DiMaio	Center/Right Wing	Philadelphia

OCTOBER 4, 1992			
ROUND	NAME	POSITION	CLAIMED FROM
1	Yvon Corriveau	Left Wing	Hartford
2	Igor Larionov	Center	Vancouver



PLAYERS LOST IN WAIVER DRAFTS

NAME	POSITION	CLAIMED BY	DATE
Rob Gaudreau	RW	Ottawa	Jan. 18, 1995

DISPERSAL DRAFT — MAY 30, 1991

NAME	POSITION	1990-91 CLUB (LEAGUE)
Shane Churla	Right Wing	Minnesota (NHL)
Brian Hayward	Goaltender	Minnesota (NHL)
Neil Wilkinson	Defense	Minnesota (NHL)
Rob Zettler	Defense	Minnesota (NHL)
Ed Courtenay	Right Wing	Kalamazoo (IHL)
Kevin Evans	Left Wing	Kalamazoo (IHL)
Link Gaetz	Defense	Kalamazoo (IHL)
Dan Kecmer	Defense	Kalamazoo (IHL)
Dean Kolstad	Defense	Kalamazoo (IHL)
Peter Lappin	Right Wing	Kalamazoo (IHL)
Pat MacLeod	Defense	Kalamazoo (IHL)
Mike McHugh	Left Wing	Kalamazoo (IHL)
Jarmo Myllys	Goaltender	Kalamazoo (IHL)
J.F. Quintin	Left Wing	Kalamazoo (IHL)
Scott Cushman	Goaltender	Boston University (Hockey East)
Murray Garbutt	Center	Spokane (WHL)
Rob Gaudreau	Right Wing	Providence College (Hockey East)
Arturs Irbe	Goaltender	Dynamo Riga (Soviet Elite)
Shaun Kane	Defense	Providence College (Hockey East)
Larry Olimb	Center	U. of Minnesota (WCHA)
Tom Pederson	Defense	U. of Minnesota (WCHA)
Bryan Schoen	Goaltender	U. of Denver (WCHA)
John Weisbrod	Center	Harvard (ECAC)
Doug Zmolek	Defense	U. of Minnesota (WCHA)

San Jose also obtained Minnesota's second-round selection (30th overall) in 1991 Entry Draft and Minnesota's first-round selection (10th overall) in 1992 Entry Draft.

EXPANSION DRAFT — MAY 30, 1991

NAME	POSITION	SELECTED FROM
Jeff Hackett	Goaltender	N.Y. Islanders
Jayson More	Defenseman	Montreal
Rick Lessard	Defenseman	Calgary
Bob McGill	Defenseman	Chicago
Tim Kerr	Right Wing	Philadelphia
Jeff Madill	Right Wing	New Jersey
David Bruce	Left Wing	St. Louis
Greg Paslawski	Right Wing	Buffalo
Bengt Gustafsson	Center	Detroit
Craig Cox	Left Wing	Vancouver

PLAYERS LOST IN EXPANSION DRAFTS

PLAYER	POSITION	DATE SELECTED	TEAM
Robin Bawa	Right Wing	June 24, 1993	Anaheim
David Williams	Defenseman	June 24, 1993	Anaheim
Al Iafrate	Defenseman	June 26, 1998	Nashville
Alexei Yegorov	Right Wing	June 25, 1999	Atlanta
Michal Bros	Center	June 23, 2000	Minnesota
Chris Armstrong	Defenseman	June 23, 2000	Minnesota



2006-07
IN REVIEW

2006-07 FINAL STANDINGS

EASTERN CONFERENCE

NORTHEAST DIVISION	GP	W	L	OT	GF	GA	PTS
BUFFALO (1)	82	53	22	7	308	242	113
OTTAWA (4)	82	48	25	9	288	222	105
TORONTO (9)	82	40	31	11	258	269	91
MONTREAL (10)	82	42	34	6	245	256	90
BOSTON (13)	82	35	41	6	219	289	76
ATLANTIC DIVISION	GP	W	L	OT	GF	GA	PTS
NEW JERSEY (2)	82	49	24	9	216	201	107
PITTSBURGH (5)	82	47	24	11	277	246	105
NY RANGERS (6)	82	42	30	10	242	216	94
NY ISLANDERS (8)	82	40	30	12	248	240	92
PHILADELPHIA (15)	82	22	48	12	214	303	56
SOUTHEAST DIVISION	GP	W	L	OT	GF	GA	PTS
ATLANTA (3)	82	43	28	11	246	245	97
TAMPA BAY (7)	82	44	33	5	253	261	93
CAROLINA (11)	82	40	34	8	241	253	88
FLORIDA (12)	82	35	31	16	247	257	86
WASHINGTON (14)	82	28	40	14	235	286	70

WESTERN CONFERENCE

CENTRAL DIVISION	GP	W	L	OT	GF	GA	PTS
DETROIT (1)	82	50	19	13	254	199	113
NASHVILLE (4)	82	51	23	8	272	212	110
ST. LOUIS (10)	82	34	35	13	214	254	81
COLUMBUS (11)	82	33	42	7	201	249	73
CHICAGO (13)	82	31	42	9	201	258	71
PACIFIC DIVISION	GP	W	L	OT	GF	GA	PTS
ANAHEIM (2)	82	48	20	14	258	208	110
SAN JOSE (5)	82	51	26	5	258	199	107
DALLAS (6)	82	50	25	7	226	197	107
LOS ANGELES (14)	82	27	41	14	227	283	68
PHOENIX (15)	82	31	46	5	216	284	67
NORTHWEST DIVISION	GP	W	L	OT	GF	GA	PTS
VANCOUVER (3)	82	49	26	7	222	201	105
MINNESOTA (7)	82	48	26	8	235	191	104
CALGARY (8)	82	43	29	10	258	226	96
COLORADO (9)	82	44	31	7	272	251	95
EDMONTON (12)	82	32	43	7	195	248	71

BY CONFERENCE

EASTERN CONFERENCE	GP	W	L	OT	GF	GA	PTS
BUFFALO	82	53	22	7	308	242	113
NEW JERSEY	82	49	24	9	216	201	107
ATLANTA	82	43	28	11	246	245	97
OTTAWA	82	48	25	9	288	222	105
PITTSBURGH	82	47	24	11	277	246	105
NY RANGERS	82	42	30	10	242	216	94
TAMPA BAY	82	44	33	5	253	261	93
NY ISLANDERS	82	40	30	12	248	240	92
TORONTO	82	40	31	11	258	269	91
MONTREAL	82	42	34	6	245	256	90
CAROLINA	82	40	34	8	241	253	88
FLORIDA	82	35	31	16	247	257	86
BOSTON	82	35	41	6	219	289	76
WASHINGTON	82	28	40	14	235	286	70
PHILADELPHIA	82	22	48	12	214	303	56
WESTERN CONFERENCE	GP	W	L	OT	GF	GA	PTS
DETROIT	82	50	19	13	254	199	113
ANAHEIM	82	48	20	14	258	208	110
VANCOUVER	82	49	26	7	222	201	105
NASHVILLE	82	51	23	8	272	212	110
SAN JOSE	82	51	26	5	258	199	107
DALLAS	82	50	25	7	226	197	107
MINNESOTA	82	48	26	8	235	191	104
CALGARY	82	43	29	10	258	226	96
COLORADO	82	44	31	7	272	251	95
ST. LOUIS	82	34	35	13	214	254	81
COLUMBUS	82	33	42	7	201	249	73
EDMONTON	82	32	43	7	195	248	71
CHICAGO	82	31	42	9	201	258	71
LOS ANGELES	82	27	41	14	227	283	68
PHOENIX	82	31	46	5	216	284	67



2006-07 SHARKS STATISTICS

POS	NO	PLAYER	GP	TOI	G	A	PTS	+/-	PIM	PP	SH	GW	S	PCT	
C	19	JOE THORNTON	82	20:18	22	92	114	24	44	10	0	5	213	10.3	
C	12	PATRICK MARLEAU	77	18:33	32	46	78	9	33	14	0	9	180	17.8	
R	14	J. CHEECHOO	76	17:33	37	32	69	11	69	15	0	5	250	14.8	
R	9	M.MICHALEK	78	16:45	26	40	66	17	36	11	0	9	191	13.6	
R	13	BILL GUERIN	STL	61	17:25	28	19	47	8	52	7	0	6	189	14.8
		S.J	16	15:21	8	1	9	2	14	2	0	1	36	22.2	
		TOTAL	77	16:59	36	20	56	10	66	9	0	7	225	16.0	
D	18	*MATT CARLE	77	18:08	11	31	42	9	30	8	0	1	111	9.9	
L	29	*RYANE CLOWE	58	13:10	16	18	34	4	78	4	0	3	93	17.2	
R	25	MIKE GRIER	81	16:26	16	17	33	-5	43	2	3	1	125	12.8	
D	10	C. EHRHOFF	82	18:34	10	23	33	8	63	6	0	2	164	6.1	
R	26	STEVE BERNIER	62	13:34	15	16	31	5	29	6	0	4	104	14.4	
C	8	*JOE PAVELSKI	46	15:01	14	14	28	4	18	5	0	3	111	12.6	
D	44	*M-E VLASIC	81	22:11	3	23	26	13	118	2	0	0	66	4.5	
D	52	CRAIG RIVET	54	21:03	6	10	16	-7	57	2	0	0	58	10.3	
		S.J	17	23:30	1	7	8	8	12	0	0	0	31	3.2	
		TOTAL	71	21:38	7	17	24	1	69	2	0	0	89	7.9	
D	22	SCOTT HANNAN	79	22:49	4	20	24	1	38	0	1	1	79	5.1	
C	34	PATRICK RISSMILLER	79	12:09	7	15	22	1	22	1	0	0	100	7.0	
L	7	MARK BELL	71	12:57	11	10	21	-9	83	3	0	2	116	9.5	
C	37	CURTIS BROWN	78	13:10	8	12	20	-2	56	0	2	3	84	9.5	
D	4	KYLE MCLAREN	67	21:25	5	12	17	10	61	1	0	0	43	11.6	
C	11	MARCEL GOC	78	12:00	5	8	13	-2	24	0	1	0	96	5.2	
C	16	MARK SMITH	41	10:24	3	10	13	-4	42	2	0	0	38	7.9	
D	6	**JOSH GORGES	47	17:47	1	3	4	-3	26	0	0	0	37	2.7	
D	3	DOUGLAS MURRAY	35	10:45	0	3	3	0	31	0	0	0	18	.0	
G	35	VESA TOSKALA	38	56:21	0	3	3	0	0	0	0	0	0	.0	
D	5	ROB DAVISON	22	9:18	0	2	2	-2	27	0	0	0	14	.0	
L	15	**VILLE NIEMINEN	30	8:37	1	1	2	-7	14	0	0	0	30	3.3	
R	29	**SCOTT PARKER	11	5:03	0	0	0	0	22	0	0	0	3	.0	
G	20	EVGENI NABOKOV	50	55:27	0	0	0	0	6	0	0	0	0	.0	
L	49	MATHIEU DARCHÉ	2	9:13	0	0	0	0	0	0	0	0	3	.0	
C	39	*TOMAS PILHAL	3	9:43	0	0	0	0	0	0	0	0	10	.0	

* - DENOTES ROOKIE

** - DENOTES TRADED DURING THE SEASON (STATS ARE WITH SAN JOSE ONLY)

NO	GOALTENDER	GP	MINS	AVG	W	L	OT	EN	SO	GA	SA	SV%	G	A	PIM
20	EVGENI NABOKOV	50	2778	2.29	25	16	4	4	7	106	1227	.914	0	0	6
35	VESA TOSKALA	38	2142	2.35	26	10	1	3	4	84	915	.908	0	3	0
	TOTALS	82	4947	2.39	51	26	5	7	11	197	2149	.908			

2006-07
IN REVIEW

2006-07 STATISTICAL BREAKDOWN

Overall Record51-26-5	Outshot	15-9-4
Home Record25-12-4	Even shots	3-0-1
Road Record26-14-1	vs. EASTERN CONFERENCE	8-2-0
Last 5 games	4-0-1	vs. NORTHEAST	0-0-0
Last 10 games	7-1-2	vs. ATLANTIC	4-1-0
Overtime record (Current)	3-5	vs. SOUTHEAST	4-1-0
Overtime record (Franchise)43-58-121	vs. WESTERN CONFERENCE43-24-4
1-Goal Game Record13-13	vs. CENTRAL	14-5-1
2-Goal Game Record	15-8	vs. PACIFIC	18-13-1
3-Goal Game Record23-10	vs. NORTHWEST	11-6-3
Scoring First	35-4-3	October	9-4-0
Opp. Scoring First16-22-2	November	10-3-0
Leading After 1 Period	29-3-2	December	7-7-0
Trailing After 1 Period	8-17-1	January	7-3-1
Tied After 1 Period	14-6-2	February	5-7-1
Leading After 2 Periods	41-2-3	March	10-2-2
Trailing After 2 Periods	3-19-0	April	3-0-1
Tied After 2 Periods7-5-2		
Outshooting opponent33-17-0		

GOALS BY PERIOD	1	2	3	OT	T
SHARKS	74	97	84	1	256 (3.12 avg.)
Opponents	66	54	74	3	197 (2.40 avg.)

SHOTS BY PERIOD	1	2	3	OT	T
SHARKS	787	803	747	9	2346 (28.6 avg.)
Opponents	684	742	699	24	2149 (26.2 avg.)

POWER PLAY	G	ATT	PCT
Overall	92	410	22.4% (2nd NHL)
Home	53	223	23.8% (T-2 nd NHL)
Road	39	187	20.9% (2 nd NHL)
4 Short Handed Goals Allowed (T-2 nd NHL)			

PENALTY KILLING	G	TSH	PCT
Overall	55	330	83.3% (14th NHL)
Home	23	167	86.2% (T-6 th NHL)
Road	32	163	80.4% (19 th NHL)
7 Short Handed Goals Scored (T-17 th NHL)			

PENALTIES	GP	MIN	AVG
SHARKS	82	955	11.6 (5 th NHL)

SITUATIONAL GOALS FOR AND AGAINST

	GF	GA
Five-on-Five	144	129
Five-on-Four	78	2
Five-on-Three	11	0
Four-on-Four	7	4
Four-on-Three	2	0
Three-on-Three	0	0
Three-on-Four	0	3
Three-on-Five	0	6
Four-on-Five	5	46
Empty Net	8	7
Penalty Shot	1	0
Totals	256	197

SHARKS 2006-07 HOME ROAD SCORING

PLAYER	HOME					ROAD					TOTAL				
	GP	G	A	P	+/-	GP	G	A	P	+/-	GP	G	A	P	+/-
THORNTON	41	11	54	65	15	41	11	38	49	9	82	22	92	114	24
MARLEAU	40	18	27	45	3	37	14	19	33	6	77	32	46	78	9
CHEECHOO	38	16	15	31	2	38	21	17	38	9	76	37	32	69	11
MICHALEK	38	15	16	31	9	40	11	24	35	8	78	26	40	66	17
GUERIN	40	22	15	37	8	37	14	5	19	2	77	36	20	56	10
CARLE	38	6	17	23	9	39	5	14	19	0	77	11	31	42	9
CLOWE	26	8	8	16	5	32	8	10	18	-1	58	16	18	34	4
GRIER	40	10	7	17	-2	41	6	10	16	-3	81	16	17	33	-5
EHRHOFF	41	6	14	20	0	41	4	9	13	8	82	10	23	33	8
BERNIER	31	5	8	13	-3	31	10	8	18	8	62	15	16	31	5
PAVELSKI	27	4	11	15	1	19	10	3	13	3	46	14	14	28	4
VLASIC	41	3	14	17	6	40	0	9	9	7	81	3	23	26	13
RIVET	36	3	9	12	6	35	4	8	12	-5	71	7	17	24	1
HANNAN	39	3	9	12	-1	40	1	11	12	2	79	4	20	24	1
RISSMILLER	40	3	7	10	1	39	4	8	12	0	79	7	15	22	1
BELL	37	7	5	12	-4	34	4	5	9	-5	71	11	10	21	-9
BROWN	39	5	10	15	6	39	3	2	5	-8	78	8	12	20	-2
MCLAREN	30	4	6	10	11	37	1	6	7	-1	67	5	12	17	10
GOC	37	4	3	7	0	41	1	5	6	-2	78	5	8	13	-2
SMITH	22	2	6	8	-2	19	1	4	5	-2	41	3	10	13	-4
MURRAY	17	0	1	1	-2	18	0	2	2	2	35	0	3	3	0
DAIVSON	16	0	2	2	-1	6	0	0	0	-1	22	0	2	2	-2
PLIHAI	0	0	0	0	0	3	0	0	0	0	3	0	0	0	0
DARCHE	0	0	0	0	0	2	0	0	0	0	2	0	0	0	0

2006-07 SHARKS SPECIAL TEAMS SCORING

Power Play			Short Handed				
Player	G	A	PTS	Player	G	A	PTS
Thornton	10	44	54	Brown	2	1	3
Marleau	14	23	37	Grier	3	0	3
Cheechoo	15	15	30	Goc	1	0	1
Carle	8	18	26	Hannan	1	0	1
Michalek	11	15	25	Michalek	0	1	1
Ehrhoff	6	12	18	Rissmiller	0	1	1
Guerin	9	7	16	Rivet	0	1	1
Bernier	6	8	14	Vlasic	0	1	1
Vlasic	2	10	12				
Pavelski	5	6	11				
Rivet	2	9	11				
Bell	3	4	7				
Clowe	4	3	7				
Hannan	0	5	5				
Smith	2	2	4				
Grier	2	1	3				
Rissmiller	1	2	3				
McLaren	1	1	2				
Brown	0	1	1				
Murray	0	1	1				

2006-07 GAME-BY-GAME RESULTS

NO	DATE	TEAM	DEC	SCORE	RECORD	SJ GOALS	PP	PK	SF-SA	GOALIE	ATT
1	10/5/2006	ST. LOUIS	W/O	5-4	1-0-0	18, 9, 9, 7, 37	2/8	3/3	35-35	TOSKALA	17,496
2	10/7/2006	NY ISLANDERS	W	2-0	2-0-0	18, 10	2/6	5/5	27-26	NABOKOV	17,496
3	10/9/2006	@ Calgary	W	4-1	3-0-0	10, 26, 9, 16	2/6	9/10	26-30	TOSKALA	19,289
4	10/12/2006	@ Edmonton	L	4-6	3-1-0	14, 14, 14, 9	3/10	2/4	23-32	NABOKOV	18,839
5	10/13/2006	@ Vancouver	W	6-4	4-1-0	12, 10, 34, 15, 37*, 25	0/6	5/6	37-26	TOSKALA	18,630
6	10/17/2006	DALLAS	W	2-0	5-1-0	9, 7	0/3	5/5	23-32	NABOKOV	16,380
7	10/19/2006	DETROIT	W	5-1	6-1-0	9, 7, 12, 14, 12	5/13	5/6	22-22	TOSKALA	17,496
8	10/21/2006	MINNESOTA	L	1-4	6-2-0	12	0/4	4/4	32-18	NABOKOV	17,496
9	10/23/2006	@ Columbus	W	3-0	7-2-0	26, 14, 11	2/8	7/7	32-23	TOSKALA	16,067
10	10/25/2006	@ Detroit	L	1-2	7-3-0	26	1/4	1/2	23-39	NABOKOV	20,066
11	10/26/2006	@ Nashville	L	3-4	7-4-0	7, 9, 12	2/4	4/5	27-29	TOSKALA	13,436
12	10/29/2006	@ Tampa Bay	W	4-2	8-4-0	19, 29, 12, 25^	2/3	5/7	29-20	NABOKOV	19,904
13	10/31/2006	@ Florida	W	2-1	9-4-0	19, 10	1/5	2/2	28-25	TOSKALA	10,081
14	11/2/2006	NY RANGERS	L	1-3	9-5-0	4	0/5	3/3	30-19	NABOKOV	17,091
15	11/4/2006	PITTSBURGH	W	3-2	10-5-0	4, 18, 25	1/3	6/6	34-27	TOSKALA	17,496
16	11/7/2006	MINNESOTA	W	3-1	11-5-0	25, 19, 12	0/6	3/3	30-23	NABOKOV	17,233
17	11/9/2006	@ Los Angeles	W	7-3	12-5-0	12, 26, 10, 14, 12, 12, 14	1/2	2/3	26-38	TOSKALA	16,618
18	11/11/2006	@ Phoenix	W	2-1	13-5-0	26, 12	0/4	4/4	18-39	Nabokov/TOSKALA	15,036
19	11/13/2006	@ Los Angeles	L	2-4	13-6-0	9, 19	0/4	1/3	18-34	TOSKALA	16,667
20	11/15/2006	@ Colorado	W	4-3	14-6-0	37*, 26, 19, 12	2/5	4/4	26-43	NABOKOV	18,007
21	11/18/2006	PHILADELPHIA	W	6-1	15-6-0	34, 9, 25*, 4, 29, 37	1/2	3/4	25-18	TOSKALA	17,496
22	11/21/2006	@ Anaheim	L	0-5	15-7-0		0/3	3/5	23-44	NABOKOV	15,013
23	11/22/2006	LOS ANGELES	W	6-3	16-7-0	44, 26, 19, 12, 11, 53	2/5	4/4	20-27	TOSKALA	17,496
24	11/25/2006	NEW JERSEY	W	2-0	17-7-0	19, 25**	0/2	3/3	27-24	NABOKOV	17,496
25	11/28/2006	@ St. Louis	W	2-0	18-7-0	29, 53	1/4	3/3	27-29	TOSKALA	8,679
26	11/29/2006	@ Minnesota	W	2-1	19-7-0	53, 26	1/5	2/2	31-16	NABOKOV	18,568
27	12/2/2006	@ Detroit	W	3-2	20-7-0	12, 7, 53	1/5	2/3	35-19	TOSKALA	20,066
28	12/4/2006	@ Dallas	L	0-1	20-8-0		0/4	1/2	25-13	NABOKOV	17,056
29	12/7/2006	COLORADO	L	2-5	20-9-0	14, 19	1/7	6/7	30-25	TOSKALA	17,039
30	12/9/2006	NASHVILLE	W	3-1	21-9-0	37, 14, 14	1/6	5/5	26-21	NABOKOV	17,496
31	12/11/2006	PHOENIX	W	4-0	22-9-0	9, 26, 53, 37	2/9	5/5	34-23	TOSKALA	16,717
32	12/12/2006	at Los Angeles	W	3-1	23-9-0	26, 53, 53	2/7	5/5	31-37	NABOKOV	15,204
33	12/14/2006	LOS ANGELES	L	2-4	23-10-0	10, 25	1/5	1/1	36-31	TOSKALA	17,496
34	12/16/2006	ANAHEIM	W	4-3	24-10-0	12, 16, 14, 19	2/6	5/7	29-35	NABOKOV	17,496
35	12/21/2006	DALLAS	L	0-3	24-11-0		0/3	1/2	20-26	TOSKALA	17,496
36	12/23/2006	CALGARY	W	4-1	25-11-0	11, 9, 16, 22^	1/5	0/0	31-22	NABOKOV	17,496
37	12/26/2006	ANAHEIM	L	3-4	25-12-0	10, 12, 26	1/6	4/4	21-30	NABOKOV	17,496
38	12/28/2006	PHOENIX	L	2-3	25-13-0	19, 44	1/4	2/4	29-23	TOSKALA	17,496
39	12/30/2006	@ Phoenix	L	0-8	25-14-0		0/4	4/6	40-26	Nabokov/TOSKALA	17,643
40	12/31/2006	@ Dallas	W	4-2	26-14-0	8, 14, 12, 19	2/4	4/5	29-23	TOSKALA	18,584
41	1/4/2007	DETROIT	W	9-4	27-14-0	6, 14, 29, 10, 8, 25, 12, 25, 29	6/9	6/7	31-30	Nabokov/TOSKALA	17,496
42	1/6/2007	COLUMBUS	W	5-2	28-14-0	12, 29, 10, 29, 29	5/9	5/7	33-19	TOSKALA	17,496
43	1/10/2007	EDMONTON	L	2-3	28-15-0	11, 14	1/4	7/9	34-16	NABOKOV	17,496
44	1/11/2007	@ Los Angeles	W	5-2	29-15-0	7, 9, 12, 29, 34^	1/3	2/2	31-24	TOSKALA	17,054
45	1/13/2007	@ Phoenix	W	4-1	30-15-0	29, 29, 18, 14	1/3	4/5	20-30	TOSKALA	16,642
46	1/15/2007	COLORADO	W	3-1	31-15-0	14, 12, 19	3/5	1/2	42-27	NABOKOV	17,496
47	1/18/2007	PHOENIX	W	5-2	32-15-0	12, 9, 29, 18, 19^	0/3	2/2	33-25	TOSKALA	17,496
48	1/20/2007	ST. LOUIS	L	0-1	32-16-0		0/3	2/2	31-13	NABOKOV	17,496
49	1/26/2007	@ Edmonton	W	5-1	33-16-0	19, 12, 25, 34, 12	1/8	2/2	38-21	TOSKALA	16,839
50	1/28/2007	@ Vancouver	L	1-3	33-17-0	8	0/5	3/4	39-24	NABOKOV	18,630
51	1/30/2007	DALLAS	L/S	2-3	33-17-1	8, 12	0/7	3/3	17-28	TOSKALA	17,496
52	2/1/2007	DALLAS	L	2-4	33-18-1	7, 12	0/6	3/4	20-16	Nabokov/TOSKALA	17,496
53	2/3/2007	CHICAGO	W	4-2	34-18-1	11*, 37, 12, 9	0/6	2/2	31-22	TOSKALA	17,496
54	2/6/2007	ANAHEIM	L	4-7	34-19-1	25, 12, 14, 14	2/5	1/1	38-31	TOSKALA	17,496
55	2/7/2007	@ Anaheim	W	3-2	35-19-1	14, 14, 9	1/5	5/5	29-22	TOSKALA	17,466
56	2/13/2007	@ St. Louis	W	6-5	36-19-1	29, 18, 25, 19, 12, 14	2/6	2/3	26-23	TOSKALA	9,235
57	2/14/2007	@ Nashville	L	0-5	36-20-1		0/3	5/5	22-33	TOSKALA/Nabokov	13,836
58	2/16/2007	@ Columbus	L	0-3	36-21-1		0/4	3/4	29-19	Nabokov	16,045
59	2/18/2007	@ Dallas	L	2-5	36-22-1	7, 25	1/3	2/3	19-21	Nabokov	17,849
60	2/21/2007	@ Washington	W/S	3-2	37-22-1	34, 18, 14!	1/3	3/3	35-26	Nabokov	13,622
61	2/22/2007	@ Chicago	W	2-0	38-22-1	19, 14	1/5	3/3	23-21	Nabokov	10,125

2006-07
IN REVIEW

NO	DATE	TEAM	DEC	SCORE	RECORD	SJ GOALS	PP	PK	SF-SA	GOALIE	ATT
62	2/24/2007	@ Calgary	L	4-7	38-23-1	18, 8, 25*, 4	1/7	2/4	37-23	Nabokov	19,289
63	2/26/2007	ANAHEIM	L	2-3	38-24-1	9, 9	1/5	1/1	42-19	Nabokov	17,496
64	2/28/2007	NASHVILLE	L/S	3-4	38-24-2	26, 18, 44	2/8	4/6	30-32	Nabokov	17,496
65	3/2/2007	@ Anaheim	L	1-3	38-25-2	52	0/6	3/5	31-25	Nabokov	17,174
66	3/4/2007	@ Dallas	W	4-0	39-25-2	37, 29, 8, 8	0/4	4/4	18-26	Nabokov	18,002
67	3/6/2007	@ Minnesota	W	3-0	40-25-2	9, 29, 14	0/3	0/0	26-26	Nabokov	18,568
68	3/9/2007	VANCOUVER	L/O	1-2	40-25-3	12	1/4	2/2	26-37	Nabokov	17,496
69	3/11/2007	EDMONTON	W	3-0	41-25-3	26, 4, 18*	1/3	1/1	31-22	Nabokov	17,496
70	3/13/2007	CHICAGO	W	7-1	42-25-3	13, 7, 9, 19, 25, 13, 13#	1/5	2/2	35-19	Nabokov	17,496
71	3/15/2007	@ Phoenix	W	5-1	43-25-3	14, 14, 13, 19, 18	1/3	2/3	27-21	Nabokov	14,744
72	3/16/2007	COLUMBUS	W	3-0	44-25-3	19, 29, 22**	0/6	4/4	24-35	Toskala	17,496
73	3/18/2007	@ Colorado	L/O	3-4	44-25-4	19, 9, 13	1/4	3/5	24-40	Nabokov	18,007
74	3/21/2007	@ Chicago	W	4-1	45-25-4	14, 9, 14, 9	2/5	3/3	20-29	Nabokov	10,374
75	3/22/2007	@ Atlanta	W	5-1	46-25-4	14, 9, 14, 13, 14	0/1	1/1	32-19	Toskala	16,367
76	3/24/2007	@ Carolina	L	4-6	46-26-4	13, 14, 26, 19	2/6	6/7	24-20	Nabokov/TOSKALA	18,763
77	3/27/2007	LOS ANGELES	W	3-1	47-26-4	12, 13, 12	1/4	4/5	26-25	Nabokov	17,496
78	3/30/2007	PHOENIX	W	4-2	48-26-4	34, 10, 22, 14	1/3	8/9	25-27	Nabokov	17,496
79	4/1/2007	LOS ANGELES	W	6-2	49-26-4	7, 14, 9, 14, 14, 34	3/8	5/6	29-20	Nabokov	17,496
80	4/4/2007	@ Anaheim	W/S	3-2	50-26-4	22, 26, 29!	0/3	3/4	31-39	Nabokov	17,440
81	4/5/2007	CALGARY	W	4-3	51-26-4	9, 7, 25, 14	0/6	4/5	42-32	Nabokov	17,496
82	4/7/2007	VANCOUVER	L/O	3-4	51-26-5	9, 19, 14	2/6	4/6	30-30	Nabokov	17,496

KEY: power play shorthanded *; game-winning penalty shot #; empty net ^; shootout determining goal !; W/O - overtime win; W/S - shootout win; L/O - overtime loss; L/S - shootout loss

FRANCHISE RECORDS TIED OR SET IN 2006-07

INDIVIDUAL

- **MOST POINTS IN A SINGLE SEASON** — 114, Joe Thornton — 2006-07
- **MOST ASSISTS IN A SINGLE SEASON** — 92, Joe Thornton — 2006-07
- **ROOKIE POWER PLAY GOALS IN A SINGLE SEASON** — 8, Matt Carle — 2006-07
- **GOALS BY A ROOKIE DEFENSEMAN** — 11, Matt Carle — 2006-07
- **ASSISTS BY A ROOKIE DEFENSEMAN** — 31, (2 times, most recent — Matt Carle, 2006-07)
- **POINTS BY A ROOKIE DEFENSEMAN** — 42, Matt Carle — 2006-07
- **MOST CONSECUTIVE GAMES WITHOUT A REGULATION LOSS** — 14, Evgeni Nabokov (11-0-3), March 4, 2007–Present

TEAM

- **MOST WINS IN A SINGLE SEASON** — 51, 2006-07
- **MOST POINTS IN A SINGLE SEASON** — 106, 2006-07
- **MOST HOME WINS IN A SINGLE SEASON** — 25, (3 times, most recent — 2006-07)
- **MOST ROAD WINS IN A SINGLE SEASON** — 26, 2006-07
- **MOST POWER PLAY GOALS IN A SINGLE SEASON** — 92, 2006-07
- **BEST POWER PLAY PERCENTAGE IN A SINGLE SEASON** — 22.4%
- **FEWEST SHORTHANDED GOALS ALLOWED** — 4 (3 times, most recent — 2006-07)
- **MOST SHUTOUTS IN A SINGLE SEASON** — 11 (2 times, most recent — 2006-07)
- **FEWEST PENALTY MINUTES IN A SINGLE SEASON** — 955, 2006-07 (840 in the lockout-shortened 1994-95 season)
- **MOST CONSECUTIVE GOALS GAME, FOR** — 9, 1/4/07 vs. Detroit (9-4 W)
- **MOST CONSECUTIVE GAMES RECORDING A POINT, OVERALL** — 10, (2 times, most recent — 3/4/07 at Dallas thru 3/22/07 at Atlanta (8-0-2))
- **LONGEST SCORELESS STREAK, OPPONENT** — 167:16, 3/2/07 at Anaheim (3rd period) thru 3/9/07 vs. Vancouver (3rd period)
- **WIDEST MARGIN OF VICTORY, HOME** — 6 goals (8 times, most recent — 3/13/07 vs. Chicago [7-1 W])
- ***MOST CONSECUTIVE GAME WITHOUT GOING TO OVERTIME** — 49, 10/7/06 vs. New York Islanders thru 1/26/07 at Edmonton

SHOTS

- **FEWEST SHOTS FACED, GAME AT HOME** — 13 (3 times, most recent — 1/20/07 vs. St. Louis (0-1 L))
- **FEWEST SHOTS FACED, GAME ON ROAD** — 13, 12/4/06 at Dallas (0-1 L)
- **MOST SHOTS, PERIOD ON ROAD** — 22, (2 times, most recent — 1/28/07 at Vancouver [1-3 L], 2nd period)

2006-07
IN REVIEW

SPECIAL TEAMS

MOST PPG FOR, GAME AT HOME — 6, 1/4/07 vs. Detroit (9-5 W), 6 of 9

MOST PPG FOR, PERIOD, AT HOME — 4, 1/4/07 vs. Detroit (9-5 W), 3rd period

MOST PPG, GAME BY BOTH TEAMS AT HOME — 7, 3 times, most recent — 1/6/07 vs. Columbus (5-2 W); 2 CBJ, 5 S.J.

MOST PP ATTEMPTS FOR, GAME AT HOME — 13, (10/21/06 vs. Detroit (5-1 W), 5 of 13

MOST PP ATTEMPTS FOR, GAME ON ROAD — 10, 2X MR, 10/12/06 at Edmonton (4-6 L), 3 of 10

MOST PP ATTEMPTS, GAME, BOTH TEAMS AT HOME — 19 (5 times, most recent — 10/21/06 vs. Detroit [5-1 W]; DET: 1 of 6, SJ: 5 of 13)

PENALTIES

FEWEST PENALTIES FOR, GAME AT HOME — 1, (7 times, most recent — 3/11/07 vs. Edmonton [3-0 W]), 2 PIM

FEWEST PENALTIES FOR, GAME ON ROAD — 0, (2 times, most recent — 3/6/07 at Minnesota [3-0 W]), 0 PIM

FEWEST PIM FOR, GAME AT HOME — 2, (6 times, most recent — 3/11/07 vs. Edmonton [3-0 W]), 2 PIM

FEWEST PIM FOR, GAME ON ROAD — 0, 2 times, most recent — 3/6/07 at Minnesota (3-0 W)

FEWEST PENALTY MINUTES, GAME BY BOTH TEAMS, ROAD — 6, (3 times, most recent — 3/6/07 at Minnesota [3-0 W]; 6 MIN, 0 S.J.)

FEWEST PENALTIES, GAME BY BOTH TEAMS, HOME — 4, 2 times, most recent — 3/11/07 vs. Edmonton (3-0 W); 1 S.J., 3 EDM

FEWEST PENALTIES, GAME BY BOTH TEAMS, ROAD — 3, 3 times, most recent — 3/6/07 at Minnesota (3-0 W); 0 SJ, 3 MIN

INDIVIDUAL — SKATERS

MOST ASSISTS, GAME — 4 (13 times, most recent — Joe Thornton, 4/1/07 vs. Los Angeles [6-2 W])

MOST PPG, GAME — 3, 2 times, most recent — Ryane Clowe, 1/6/07 vs. Columbus (5-2 W)

MOST POINTS, PERIOD — 4, (2 times, most recent — Joe Thornton (0-4=4), 4/1/07 vs. Los Angeles (6-2 W, 2nd period)

MOST GOALS, PERIOD — 3 (3 times, most recent — Jonathan Cheechoo, 4/1/07 vs. Los Angeles [6-2 W], 2nd period)

MOST ASSISTS, PERIOD — 4, Joe Thornton (0-4=4), 4/1/07 vs. Los Angeles (6-2 W, 2nd period)

MOST SHOTS, PERIOD — 6 (14 times, most recent — Jonathan Cheechoo, 2/6/07 vs. Anaheim [4-7 L], 3rd period)

INDIVIDUAL — GOALTENDERS

MOST MINUTES, GAME — 65:00 (68 times, most recent — Evgeni Nabokov, 2/21/07 at Washington [3-2 W])

FEWEST GOALS ALLOWED, GAME — 0 (80 times, most recent — Evgeni Nabokov, 3/16/07 vs. Columbus [3-0 W])

FEWEST SHOTS FACED, GAME — 13 (3 times, most recent — Evgeni Nabokov, 12/4/06 at Dallas [0-1 L])

MOST POINTS, GAME — 2, Vesa Toskala, 2/3/07 vs. Chicago (4-2 W)

LONGEST SHUTOUT STREAK — 166:07, Evgeni Nabokov, 3/2/07 at Anaheim (3rd period) thru 3/9/07 vs. Vancouver (3rd Period)

LONGEST UNBEATEN STREAK — 12, (Vesa Toskala, 4/3/06 at Dallas thru 10/23/06 at Columbus [12-0-0])

KEY:

! — Led League @ — Led Western Conference * — Set an NHL Record



For the third straight year, Jonathan Cheechoo led the Sharks in goals and game-winning goals.

INDIVIDUAL LEADERS

POINTS	Thornton (114), Marleau (78), Cheechoo (69)
GOALS	Cheechoo (37), Marleau (32), Michalek (16)
ASSISTS	Thornton (92), Marleau (46), Michalek (40)
PP GOALS	Cheechoo (15), Marleau (14), Michalek (11)
SH GOALS	Grier (3), Brown (2), Goc (1), Hannan (1)
GW GOALS	Michalek (9), Marleau (9), Guerin (7, 1 with SJ)
3 OR MORE GOALS	Cheechoo (3), Guerin (1), Marleau (1), Clowe (1)
PENALTY MINUTES	Bell (83), Clowe (78), Cheechoo (69)
SHOTS ON GOAL	Cheechoo (250), Guerin (225, 36 with SJ), Thornton (213)
PLUS/MINUS	Thornton (+24), Michalek (+17), Vlasic (+13)

GOALTENDERS

GAMES PLAYED	Nabokov (50), Toskala (38)
MINUTES	Nabokov (2778), Toskala (2142)
WINS	Toskala (26), Nabokov (25)
GOALS-AGAINST AVG.	Nabokov (2.29), Toskala (2.35)
SHUTOUTS	Nabokov (7), Toskala (4)

2006-07 SHARKS SUPERLATIVES

SEASON	CATEGORY	ALL-TIME
GOALS		
9, 1/4/07 vs. Detroit (9-4 W)	Most, Game	10, 2X MR, 3/30/01 vs. Columbus (10-2 W)
0, 7X MR, 2/16/07 at Columbus (0-3 L)	Fewest, Game	0, 81X MR, 2/16/07 at Columbus (0-3 L)
8, 12/30/06 at Phoenix (0-8 L)	Most Allowed	13, 2/10/93 at Calgary (1-13 L)
0, 11X MR, 3/16/07 vs. Columbus (3-0 W)	Fewest Allowed	0, 80X MR, 3/16/07 vs. Columbus (3-0 W)
4, 8X MR, 4/1/07 vs. Los Angeles (6-2 W), 2nd	Most, Period	6, 1/30/96 vs. Hartford (8-2 W), 2nd
4, 2X MR, 2/6/07 vs. Anaheim (7-4 L), 2nd	Most Allowed, Period	8, 12/17/91 at Pittsburgh (2-10 L), 2nd
SHOTS		
42, 3X MR, 4/5/07 vs. Calgary (4-3 W)	Most, Game	50, 2/14/04 at Columbus (2-1 OTW)
17, 1/30/07 vs. Dallas (2-3 LSO)	Fewest, Game	9, 11/4/98 vs. Dallas (4-0 W)
44, 11/21/06 at Anaheim (0-5 L)	Most Faced, Game	59, 12/26/92 vs. Los Angeles (7-2 W)
13, 2X MR, 1/20/07 vs. STL (0-1 L)	Fewest Faced, Game	13, 4X MR, 1/20/07 vs. STL (0-1 L)
22, 2X MR, 1/28/07 at Vancouver (1-3 L), 2nd	Most, Period	26, 10/4/99 vs. Chicago (7-1 W), 3rd
1, 3/04/07 at Dallas (4-0 W), 1st	Fewest, Period	0, 2X MR 2/26/98 vs. St. Louis (3-1 W), 3rd
21, 11/15/06 at Colorado, 2nd (4-3 W)	Most Faced, Period	25, 3X MR, 3/5/96 at Colorado (5-3 W), 3rd
1, 1/13/07 at Phoenix (4-1 W), 1st	Fewest Faced, Period	0, 2X MR, 11/23/02 at Pittsburgh (1-4 L), 3rd
SPECIAL TEAMS		
6, 1/7/07 vs. Detroit (9-4 W)	Most PPG, Game	6, 1/7/07 vs. Detroit (9-4 W)
2, 13X MR, 4/7/07 vs. Vancouver (3-4 L OT)	Most PPG Allowed, Game	5, 5X MR, 2/18/04 at Nashville (3-7 L)
1, 7X MR, 3/16/07 vs. Columbus (3-0 W)	Most SHG, Game	3, 10/18/96 at Anaheim (4-1 W)
1, 4X MR, 2/18/07 at Dallas (2-5 L)	Most SHG Allowed, Game	2, 11X MR, 1/14/06 at Montreal (2-6 L)
11, 2X MR, 12/30/06 at Phoenix (0-8 L) 52 PIM	Most Penalties For, Game	21, 1/26/93 at Los Angeles (1-7 L), 92 PIM
16, 10/19/06 vs. Detroit (5-1 W), 32 PIM	Most Penalties by Opp., Game	22, 2/18/93 vs. Winnipeg (5-3 W), 82 PIM
0, 2X MR, 3/22/07 at Atlanta (5-1 W), 7 PIM	Fewest Penalties For, Game	0, 2X MR, 3/6/07 at Minnesota (3-0 W)



Ryane Clowe recorded his first NHL hat trick vs. Columbus on Jan. 6, 2006.

2, 11/25/06 vs. New Jersey (2-0 W), 4 PIM	Fewest Penalties by Opp., Game	1, 10X MR, 11/30/03 at Edmonton (2-1 W), 2 PIM
52, 12/30/06 at Phoenix (0-8 L), 10 Penalties	Most PIM, Game	102, 2/5/97 vs. Los Angeles (3-2 W), 17 Penalties
0, 3/6/07 at Minnesota (3-0 W), 0 penalties	Fewest PIM, Game	0, 2X MR, 3/7/07 at Minnesota (3-0 W), 0 penalties
OVERALL STREAKS		
5, 2X MR, 3/27/07 vs. Los Angeles thru 4/7/07 vs. Vancouver (5-0-0)	Longest Winning	8, 4/3/06 at Dallas thru 4/15/06 vs. Anaheim (8-0-0)
5, 2X MR, 3/27/07 vs. Los Angeles thru 4/7/07 vs. Vancouver (5-0-0)	Longest Unbeaten	10 games, 11/27-12/19/01 (9-0-1-0)
10, 3/4/07 at Dallas thru 3/22/07 at Atlanta (8-0-2)	Most Games Recording a Point	10, 2x MR, 3/4/07 at Dallas thru 3/22/07 at Atlanta (8-0-2)
3, 2X MR, 2/14/07 at Nashville thru 2/18/07 at Dallas (0-3-0)	Longest Losing in Regulation	17 games, 1/4-2/12/93 (ties NHL record)
4, 2/24/07 at Calgary thru 3/2/07 at Anaheim (0-3-1)	Longest Winless	20 games, 12/29/92-2/12/93, (0-19-1)
SHARKS INDIVIDUAL		
4, 9X MR, J. Thornton (0-4=4), 4/1/07 vs. Los Angeles (6-2 W)	Most Points, Game	6, O. Nolan (3-3=6) 10/4/99 vs. Chicago (7-1 W)
3, 6X MR, J. Cheechoo (3-0=3), 4/1/07 vs. Los Angeles (6-2 W)	Most Goals, Game	4, O. Nolan (4-1=5), 12/19/95 at Anaheim
4, 2X MR, J. Thornton (0-4=4), 4/1/07 vs. Los Angeles (6-2 W)	Most Assists, Game	4, 13X MR, J. Thornton, 1/4/07 vs. Detroit (9-4 W)
OPPONENTS INDIVIDUAL		
5, Shane Doan (1-4=5), 12/30/06 at Phoenix (0-8 L)	Most Points, Game	7, M. Lemieux (1-6=7), 12/5/92 vs. Pittsburgh (4-9 L)
3, 3X MR, B. Guerin, 2/13/07 at St. Louis (6-5 W)	Most Goals, Game	5, M. Ricci, 2/17/94 vs. Quebec (2-8 L)
4, 2X MR, Joe Sakic, 3/18/07 at Colorado (3-4 OTL)	Most Assists, Game	6, M. Lemieux, 12/5/92 vs. Pittsburgh (4-9 L)

SHARKS 2006-07 SEASON RECORD BOOK

HAT TRICKS

SHARKS (6)

Goals	Player	Date	Game	Score	Goaltender(s)
3	J. Cheechoo	April 1, 2007	vs. Los Angeles	6-2 W	Sean Burke
3	J. Cheechoo	March 22, 2007	at Atlanta	5-1 W	Lehtonen (2), Hedberg (1)
3	Bill Guerin	March 13, 2007	vs. Chicago	7-1 W	Patrick Lalime
3	Ryane Clowe	Jan. 6, 2007	vs. Columbus	5-2 W	Fredrik Norrena
3	Patrick Marleau	Nov. 9, 2006	at Los Angeles	7-3 W	Mathieu Garon
3	J. Cheechoo	Oct. 12, 2006	at Edmonton	4-6 L	Dwayne Roloson

OPPONENTS (3)

Goals	Player	Date	Game	Score	Goaltender(s)
3	Bill Guerin	Feb. 13, 2007	at St. Louis	6-5 W	Vesa Toskala
3	Jeremy Roenick	Dec. 30, 2006	at Phoenix	0-8 L	Nabokov (1), Toskala (2)
3	Ryan Smyth	Oct. 12, 2006	at Edmonton	4-6 L	Evgeni Nabokov

SHUTOUTS

SHARKS (11)

Date	Opponent	Goaltender	Score	Saves
March 16, 2007	vs. Columbus	Evgeni Nabokov	3-0	35
March 11, 2007	vs. Edmonton	Evgeni Nabokov	3-0	22
March 6, 2007	at Minnesota	Evgeni Nabokov	3-0	26
March 4, 2007	at Dallas	Evgeni Nabokov	4-0	26
Feb. 22, 2007	at Chicago	Evgeni Nabokov	2-0	21
Dec. 11, 2006	vs. Phoenix	Vesa Toskala	4-0	23
Nov. 28, 2006	at St. Louis	Vesa Toskala	2-0	29
Nov. 25, 2006	vs. New Jersey	Evgeni Nabokov	2-0	24
Oct. 23, 2006	at Columbus	Vesa Toskala	3-0	23
Oct. 17, 2006	vs. Dallas	Evgeni Nabokov	2-0	32
Oct. 7, 2006	vs. New York Islanders	Evgeni Nabokov	2-0	26

OPPONENTS (7)

Date	Opponent	Goaltender	Score	Saves
Feb. 16, 2007	at Columbus	Frederic Norrena	0-3	29
Feb. 14, 2007	at Nashville	Tomas Vokoun	0-5	22
Jan. 20, 2007	vs. St. Louis	Manny Legace	0-1	31
Dec. 30, 2006	at Phoenix	Curtis Joseph	0-8	40
Dec. 21, 2006	vs. Dallas	Marty Turco	0-3	20
Dec. 4, 2006	at Dallas	Marty Turco	0-1	25
Nov. 21, 2006	at Anaheim	J.S. Giguere	0-5	23

PENALTY SHOTS

SHARKS (2)

Date	Opponent	Player	Goaltender	Result	Time	Period	Score
March 13, 2007	vs. Chicago	Bill Guerin	Patrick Lalime	Successful	19:47	3rd	7-1 W
Dec. 7, 2006	vs. Colorado	Mike Grier	Jose Theodore	Unsuccessful	14:48	2nd	2-5 L

OPPONENTS (1)

Date	Opponent	Player	Goaltender	Result	Time	Period	Score
Feb. 28, 2007	vs. Nashville	Martin Erat	Evgeni Nabokov	Unsuccessful	12:07	2nd	3-4 L (50)

EXTRA ATTACKER GOALS

SHARKS (4)

Date	Opponent	Goal Scorer	Time	Period	Final Score
April 7, 2007	vs. Vancouver	Jonathan Cheechoo	:34	3rd	3-4 L OT
Jan. 6, 2007	vs. Columbus	Ryane Clowe	5:24	3rd	5-2 W
Dec. 26, 2006	vs. Anaheim	Patrick Marleau	18:52	1st	3-4 L
Dec. 26, 2006	vs. Anaheim	Christian Ehrhoff	11:25	1st	3-4 L

OPPONENTS (4)

Date	Opponent	Goal Scorer	Time	Period	Final Score
Jan. 30, 2007	vs. Dallas	Phillipe Boucher	19:57	3rd	2-3 L (SO)
Nov. 13, 2006	at Los Angeles	Alexander Frolov	19:19	1st	2-4 L
Oct. 12, 2006	at Edmonton	Patrick Thoresen	3:20	1st	4-6 L
Oct. 5, 2006	vs. St. Louis	Bill Guerin	19:54	3rd	5-4 W (OT)

OVERTIME VICTORIES (1)

Date	Opponent	GWG	Goaltender	Time	Score
Oct. 5, 2006	vs. St. Louis	Curtis Brown	Manny Legace	2:12	5-4

SHOOTOUT VICTORIES (2)

Date	Opponent	SO Winner	SJ Con/Att.	OPP Con/Att.	Score	Goaltender (SJ/OPP)
April 4, 2007	at Anaheim	Ryane Clowe	2/2	1/3	3-2	Nabokov/ Bryzgalov
Feb. 21, 2007	at Washington	J. Cheechoo	2/3	1/3	3-2	Nabokov/ Johnson

OVERTIME LOSSES (3)

Date	Opponent	GWG	Goaltender	Time	Score
April 7, 2007	vs. Vancouver	Mattias Ohlund	Evgeni Nabokov	:34	3-4
March 18, 2007	at Colorado	Milan Hejduk	Evgeni Nabokov	:19	3-4
March 9, 2007	vs. Vancouver	Henrik Sedin	Evgeni Nabokov	3:30	1-2

SHOOTOUT LOSSES (2)

Date	Opponent	SO Winner	SJ Con/Att.	OPP Con/Att.	Score	Goaltender (SJ/OPP)
Feb. 28, 2007	vs. Nashville	J-P Dumont	1/4	2/4	3-4	Evgeni Nabokov/ Tomas Vokoun
Jan. 30, 2007	vs. Dallas	Mike Ribeiro	2/3	3/3	2-3	Vesa Toskala/ Marty Turco



Joe Thornton became the third player in NHL history to have consecutive 90-plus assist seasons in 2006-07.

TRANSACTIONS SINCE 2006-07

(through Sept. 12, 2007)

- 9/4/07 Signed C Jeremy Roenick
- 8/31/07 Signed C Patrick Marleau to a two-year contract extension
- 8/24/07 Signed LW Milan Michalek to a six-year contract extension
- 8/13/07 Re-signed G Dimitri Patzold
- 7/27/07 Signed D Alexei Semenov
- 7/23/07 Re-signed C Tomas Plihal and C Craig Valette
- 7/19/07 Signed C Logan Couture
- 7/18/07 Re-signed RW Riley Armstrong, C Tom Cavanagh, C Mike Iggulden, D Brad Norton
- 7/16/07 Re-signed D Rob Davison
- 7/1/07 Signed C Joe Thornton to a three-year contract extension
- 6/23/07 **Acquired a third round selection (91st overall, Tyson Sexsmith) in the 2007 NHL Entry Draft from the Colorado Avalanche in exchange for fourth (113th overall) and fifth round (143rd overall) selections in the 2007 NHL Entry Draft and a sixth round selection in the 2008 NHL Entry Draft.**
- 6/22/07 **Acquired a first round selection (28th overall, Nicholas Petrecki) in the 2007 NHL Entry Draft from the Washington Capitals in exchange for a second round selection (41st overall) in the 2007 NHL Entry Draft and a second round selection in the 2008 NHL Entry Draft.**
Acquired a first round selection (9th overall, Logan Couture) in the 2007 NHL Entry Draft from the St. Louis Blues in exchange for a first round selection (13th overall) and second round selection (44th overall) in the 2007 NHL Entry Draft and a third round selection in the 2008 NHL Entry Draft.
Acquired a first round selection (13th overall — later traded to the St. Louis Blues) in the 2007 NHL Entry Draft, a second round selection (44th overall — later traded to the St. Louis Blues) and a fourth round selection in the 2009 NHL Entry Draft from the Toronto Maple Leafs in exchange for G Vesa Toskala and LW Mark Bell.
- Re-signed D Craig Rivet
- 4/23/07 Signed RW Mike Morris and LW Jamie McGinn
- 3/30/07 Signed D Ty Wishart
- 3/21/07 Signed RW Torrey Mitchell
- 3/8/07 Signed F T.J. Fox
- 2/27/07 **Acquired a sixth round selection in the 2008 NHL Entry Draft from Colorado in exchange for RW Scott Parker.**
Acquired a seventh round selection (201st overall, Justin Braun) in the 2007 NHL Entry Draft from Pittsburgh in exchange for G Nolan Schaefer.
Acquired RW Bill Guerin from St. Louis in exchange for LW Ville Nieminen, RW Jay Barringall and a first round selection (26th overall) in the 2007 NHL Entry Draft (originally New Jersey's).
- 2/25/07 **Acquired Craig Rivet and a fifth round selection in the 2008 NHL Entry Draft from Montreal in exchange for D Josh Gorges and the Sharks first round selection (22nd overall) in the 2007 NHL Entry Draft.**
- 2/22/07 Voided the trade that sent a third round selection in the 2007 NHL Entry Draft to New Jersey for RW Alexander Korolyuk.
- 2/16/07 **Acquired RW Alexander Korolyuk from New Jersey in exchange for a third round selection in the 2007 NHL Entry Draft.**
- 12/15/06 **Acquired D Patrick Traverse from Montreal in exchange for D Mathieu Biron.**
- 10/1/06 **Acquired D Vladimir Malakhov and a first round selection (26th overall, later traded to St. Louis) in the 2007 NHL Entry Draft from New Jersey in exchange for D Jim Fahey and LW Alexander Korolyuk.**
- 9/28/06 D Patrick Traverse claimed on waivers by Montreal.



RECORD BOOK

ALL-TIME SHARKS REGULAR SEASON RECORDS

(& Indicates set NHL Record; \$ Indicates tied NHL Record)

TEAM

GOALS

MOST GOALS, GAME AT HOME — 10, 3/30/02 vs. Columbus (10-2 W)

MOST GOALS, GAME ON ROAD — 10, 1/13/96 at Pittsburgh (10-8 W)

MOST GOALS AGAINST, GAME AT HOME — 11, 11/8/92 vs. Los Angeles (4-11 L)

MOST GOALS AGAINST, GAME ON ROAD — 13, 2/10/93 at Calgary (1-13 L)

MOST GOALS, GAME BY BOTH TEAMS AT HOME — 15 (2 times, most recent — 12/12/92 vs. Quebec [7-8 L OT])

MOST GOALS, GAME BY BOTH TEAMS ON ROAD — 18, 1/13/96 at Pittsburgh (10-8 W)

FEWEST GOALS, GAME AT HOME — 0 (40 times, most recent — 4/17/06 vs. Los Angeles [0-4 L])

FEWEST GOALS, GAME ON ROAD — 0 (41 times, most recent — 3/23/06 at Detroit [0-4 L])

FEWEST GOALS ALLOWED, GAME AT HOME — 0 (43 times, most recent — 2/29/04 vs. St. Louis [1-0 W])

FEWEST GOALS ALLOWED, GAME ON ROAD — 0 (37 times, most recent — 4/6/06 at Los Angeles [5-0 W])

FEWEST GOALS BY BOTH TEAMS, GAME AT HOME — 0 (4 times, most recent — 10/16/03 vs. Philadelphia [0-0 T])

FEWEST GOALS BY BOTH TEAMS, GAME ON ROAD — 0 (3 times, most recent — 3/26/01 at Los Angeles [0-0 T])

EARLIEST GOAL FROM START OF GAME, FOR — :08, 1/11/00 vs. St. Louis (2-5 L); Stephane Matteau

EARLIEST GOAL FROM START OF 2nd PERIOD, FOR — :12, 11/28/92 at Minnesota (3-10 L); Lyndon Byers

EARLIEST GOAL FROM START OF 3rd PERIOD, FOR — :09, 10/21/93 vs. St. Louis at Sacramento (2-5 L); Bob Errey

EARLIEST GOAL FROM START OF OVERTIME, FOR — :22, 12/3/91 vs. Los Angeles (3-2 W OT); Brian Mullen

EARLIEST GOAL FROM START OF GAME, AGAINST — :14, 11/25/95 vs. Vancouver (7-2 W); Martin Gelinas

EARLIEST GOAL FROM START OF 2nd PERIOD, AGAINST — :12, 10/31/95 vs. N.Y. Rangers (3-5 L); Adam Graves

EARLIEST GOAL FROM START OF 3rd PERIOD, AGAINST — :09, 3/23/95 vs. Anaheim (3-6 L); Bobby Dollas

EARLIEST GOAL FROM START OF OVERTIME, AGAINST — :23, 12/16/91 at N.Y. Rangers (3-4 L OT); Brian Leetch

FASTEST 2 GOALS FROM START OF GAME, FOR — :47, 10/22/98 vs. Chicago (2-2 T), O. Nolan, J. Murphy

FASTEST 3 GOALS FROM START OF GAME, FOR — 5:56, 3/29/94 vs. Winnipeg (9-4W), J. Norton, S. Makarov, R. Whitney

FASTEST 4 GOALS FROM START OF GAME, FOR — 6:16, 3/29/94 vs. Winnipeg (9-4 W), J. Norton, S. Makarov, R. Whitney, G. Duchesne

FASTEST 5 GOALS FROM START OF GAME, FOR — 22:21, 2/26/92 vs. Quebec (7-4 W), M. Sullivan, D. Bruce, J.F. Quintin, B. Lawton (2)

FASTEST 6 GOALS FROM START OF GAME, FOR — 22:38, 2/26/92 vs. Quebec (7-4 W), M. Sullivan, D. Bruce, J.F. Quintin, B. Lawton (2), P. Falloon

FASTEST 2 GOALS FROM START OF GAME, AGAINST — 1:05, 12/32/92 at Edmonton (2-4 L), P. Klima, Scott Mellanby

FASTEST 3 GOALS FROM START OF GAME, AGAINST — 6:24, 10/16/91 at Los Angeles (5-8 L), P. Ahola, B. Kudelski (2)

FASTEST 4 GOALS FROM START OF GAME, AGAINST — 9:51, 11/8/92 vs. Los Angeles (4-11 L), L. Robitaille, J. Kurri, C. Millen, L. Robitaille

FASTEST 5 GOALS FROM START OF GAME, AGAINST — 14:11, 12/5/95 at Colorado (2-12 L), V. Kamensky, M. Ricci, P. Forsberg, V. Kamensky, M. Rucinsky

FASTEST 6 GOALS FROM START OF GAME, AGAINST — 19:17, 12/5/95 at Colorado (2-12 L), V. Kamensky, M. Ricci, P. Forsberg, V. Kamensky, M. Rucinsky, J. Sakic

FASTEST 2 GOALS, FOR — :07, 11/5/92 vs. Buffalo (7-5 W); Larry DePalma, Dave Snuggerud

FASTEST 3 GOALS, FOR — :36, 11/3/01 vs. Vancouver (5-1 W), Jeff Jillson, Scott Thornton, Marco Sturm

FASTEST 4 GOALS, FOR — 2:27, 3/29/94 vs. Winnipeg (9-4 W); Jeff Norton, Sergei Makarov, Ray Whitney, Gaetan Duchesne

ALL-TIME SHARKS REGULAR SEASON RECORDS

FASTEST 5 GOALS, FOR — 13:13, 11/4/95 vs. St. Louis (7-3 W); Jamie Baker, Kevin Miller, Owen Nolan, Andrei Nazarov, Ulf Dahlen

FASTEST 2 GOALS, AGAINST — :08, 3/15/00 vs. Buffalo (6-5 W OT), Doug Gilmour, Geoff Sanderson

FASTEST 3 GOALS, AGAINST — :36, 2/10/93 at Calgary (1-13 L); Gary Suter, Chris Lindberg, Ronnie Stern

FASTEST 4 GOALS, AGAINST — 1:21, 2/10/93 at Calgary (1-13 L); Theo Fleury, Gary Suter, Chris Lindberg, Ronnie Stern

FASTEST 5 GOALS, AGAINST — 6:43, 10/21/02 vs. Vancouver (2-5 L); Markus Naslund (3), Brendan Morrison, Trent Klatt

MOST CONSECUTIVE GOALS GAME, FOR — 8, (2 times, most recent — 12/4/00 at Calgary [8-0 W])

MOST CONSECUTIVE GOALS GAME, AGAINST — 13, 2/10/93 at Calgary (1-13 L)

MOST GOALS FOR, PERIOD AT HOME — 6, 1/30/96 vs. Hartford (8-2 W), 2nd period

MOST GOALS FOR, PERIOD ON ROAD — 5 (2 times, most recent — 10/27/96 at Chicago, [7-6 W], 1st period)

MOST GOALS AGAINST, PERIOD AT HOME — 6, 12/5/91 vs. Pittsburgh (0-8 L), 2nd period

MOST GOALS AGAINST, PERIOD ON ROAD — 8, 12/17/91 at Pittsburgh (2-10 L), 2nd period

MOST GOALS FOR, BOTH TEAMS, PERIOD — 8 (3 times, most recent — 3/29/98 at Toronto, 3rd period [8-5 W], SJ: 4, TOR 4)

POINTS

MOST POINTS, GAME — 28, 1/13/96 at Pittsburgh (10-8 W; 10-18=28)

MOST POINTS AGAINST, GAME — 36, 2/10/93 at Calgary (1-13 L)

MOST POINTS GAME BY BOTH TEAMS — 50, 1/13/96 at Pittsburgh (10-8 W); 28 S.J., 22 PIT

FEWEST POINTS, GAME — 0 (81 times, most recent — 4/17/06 vs. Los Angeles [0-4 L])

FEWEST POINTS AGAINST, GAME — 0 (80 times, most recent — 4/6/06 at Los Angeles [5-0 W])

FEWEST POINTS, GAME BY BOTH TEAMS — 0 (7 times, most recent — 10/16/03 vs. Philadelphia [0-0 T])

SHOTS

MOST SHOTS, GAME AT HOME — 49, 12/3/91 vs. Los Angeles (3-2 W OT)

MOST SHOTS, GAME ON ROAD — 50, 2/14/04 at Columbus (2-1 W OT)

MOST SHOTS FACED, GAME AT HOME — 59, 12/26/92 vs. Los Angeles (7-2 W)

MOST SHOTS FACED, GAME ON ROAD — 57, 3/5/96 at Colorado (5-3 W)

MOST SHOTS, GAME BY BOTH TEAMS AT HOME - 99, 12/26/92 vs. Los Angeles (7-2 W); 59 L.A., 40 S.J.

MOST SHOTS, GAME BY BOTH TEAMS ON ROAD - 88, 2/14/92 at Buffalo (6-7 L); 49 BUF, 39 S.J.

FEWEST SHOTS, GAME AT HOME — 9, 11/4/98 vs. Dallas (4-0 W); Dal 21, S.J. 9

FEWEST SHOTS, GAME ON ROAD — 12 (3 times, most recent - 3/28/98 at Dallas (4-1 W); DAL 37, S.J. 12)

FEWEST SHOTS FACED, GAME AT HOME — 13 (3 times, most recent - 1/20/07 vs. St. Louis (0-1 L)

FEWEST SHOTS FACED, GAME ON ROAD — 13, 12/4/06 at Dallas (0-1 L)

FEWEST SHOTS, GAME BY BOTH TEAMS AT HOME — 29, 11/27/93 vs. Anaheim (1-0 W); 15 ANA, 14 S.J.

FEWEST SHOTS, GAME BY BOTH TEAMS ON ROAD — 33, 11/20/93 at Hartford (3-2 W); 20 HFD, 13 S.J.

MOST SHOTS, PERIOD AT HOME — 26, 10/4/99 vs. Chicago (7-1 W), 3rd period

MOST SHOTS, PERIOD ON ROAD — 22, (2 times, most recent — 1/28/07 at Vancouver [1-3 L], 2nd period

MOST SHOTS, OT AT HOME — 6, 4/6/03 vs. Phoenix (3-3 T)

MOST SHOTS, OT ON ROAD — 8, 11/1/92 at Chicago (4-4 T)

MOST SHOTS FACED, PERIOD AT HOME — 25, 3/6/92 vs. Pittsburgh (3-7 L), 1st period

MOST SHOTS FACED, PERIOD ON ROAD — 25 (2 times, most recent — 3/5/96 at Colorado [5-3 W], 3rd period)

MOST SHOTS FACED, OT AT HOME — 6, 11/2/95 vs. New Jersey (3-3 T)

MOST SHOTS FACED, OT ON ROAD — 7 (2 times, most recent - 1/4/01 at Colorado [2-2 T])

ALL-TIME SHARKS REGULAR SEASON RECORDS

FEWEST SHOTS, PERIOD AT HOME — 0, 2/26/98 vs. St. Louis (3-1 W), 3rd period
FEWEST SHOTS, PERIOD ON ROAD — 0, 1/24/96 at Detroit (2-4 L), 2nd period
FEWEST SHOTS FACED, PERIOD AT HOME — 0, 2/24/99 vs. Vancouver (1-1 T), 3rd period
FEWEST SHOTS FACED, PERIOD ON ROAD — 0, 11/23/02 at Pittsburgh (1-4 L), 3rd period

LARGEST MARGIN OUTSHOOTING, HOME — 27 (2 times, most recent - 2/24/99 vs. Vancouver [1-1T]; 13 VAN, 40 S.J.)

LARGEST MARGIN OUTSHOOTING, ROAD — 26 (2 times, most recent - 2/14/04 at Columbus [2-1 W OT], 24 CBJ, 50 S.J.)

LARGEST MARGIN OUTSHOT, HOME — 29, 1/11/94 vs. Los Angeles (2-2 T); 39 L.A., 10 S.J.

LARGEST MARGIN OUTSHOT, ROAD — 31, 3/5/96 at Colorado (5-3 W); 57 COL, 26 S.J.

SPECIAL TEAMS

MOST PPG FOR, GAME AT HOME — 6, 1/4/07 vs. Detroit (9-5 W), 6 of 9

MOST PPG FOR, GAME ON ROAD — 4, (2/19/95 at Anaheim [7-4 W], 4 of 5)

MOST PPG AGAINST, GAME AT HOME — 5 (2 times, most recent — 12/5/92 vs. Pittsburgh [4-9 L], 5 of 7)

MOST PPG AGAINST, GAME ON ROAD — 5 (3 times, most recent — 2/18/04 at Nashville [3-7 L], 5 of 7)

MOST PPG FOR, PERIOD, AT HOME — 4, 1/4/07 vs. Detroit (9-5 W), 3rd period

MOST PPG FOR, PERIOD, ON ROAD — 3, 12/19/95 at Anaheim (7-4 W), 2nd period

MOST PPG AGAINST, PERIOD, AT HOME — 3, (2 times, most recent — 4/07/01 vs. Dallas (4-5 L), 2nd period)

MOST PPG AGAINST, PERIOD, ON ROAD — 4, 2X MR, 1/14/06 at Montreal (2-6 L), 2nd period

MOST PPG, GAME BY BOTH TEAMS AT HOME — 7, 3 times, most recent — 1/6/07 vs. Columbus (5-2 W); 2 CBJ, 5 S.J.

MOST PPG, GAME BY BOTH TEAMS ON ROAD — 7, 1/11/92 at Minnesota (4-7 L); 4 MIN, 3 S.J.

MOST PP ATTEMPTS FOR, GAME AT HOME — 13, (10/21/06 vs. Detroit (5-1 W), 5 of 13)

MOST PP ATTEMPTS FOR, GAME ON ROAD — 10, 2X MR, 10/12/06 at Edmonton (4-6 L), 3 of 10

MOST PP ATTEMPTS AGAINST, GAME AT HOME — 11, 12/5/91 vs. Pittsburgh (0-8 L), 5 of 11

MOST PP ATTEMPTS AGAINST, GAME ON ROAD — 13, 3/6/01 at Tampa Bay (1-2 L OT), 0 of 13

MOST PP ATTEMPTS, GAME, BOTH TEAMS AT HOME — 19 (5 times, most recent — 10/21/06 vs. Detroit [5-1 W]; DET: 1 of 6, SJ: 5 of 13)

MOST PP ATTEMPTS, GAME, BOTH TEAMS ON ROAD — 21, 3/6/01 at Tampa Bay (1-2 L OT), SJ: 0 of 9, TB: 0 of 13

MOST CONSECUTIVE GAMES SCORING PPG — 8 (3 times, most recent — 3/20/94 vs. Los Angeles thru 4/2/94 vs. Vancouver [13 of 46])

MOST CONSECUTIVE GAMES ALLOWING PPG — 13, 11/22/95 at Detroit thru 12/19/95 at Anaheim (17 of 68)

MOST CONSECUTIVE GAMES NOT SCORING A PPG — 7, 10/4/97 vs. Chicago thru 10/18/97 at Phoenix (0 for 34)

MOST CONSECUTIVE GAMES NOT ALLOWING A PPG — 11, 2/12/03 at Columbus thru 3/6/03 vs. Montreal (0 for 44)

MOST CONSECUTIVE CHANCES NOT SCORING PPG — 41, 10/4/97 vs. Chicago thru 10/18/97 at Phoenix

MOST CONSECUTIVE CHANCES NOT ALLOWING PPG — 45, 2/12/03 at Columbus thru 3/8/03 at Phoenix

MOST SHG, GAME — 3, 10/18/96 at Anaheim (4-1 W)

MOST SHG ALLOWED, GAME — 2 (12 times, most recent — 1/16/06 vs. Montreal [2-6 L])

ALL-TIME SHARKS REGULAR SEASON RECORDS

MOST SHG, PERIOD — 2, (3 times, most recent — 3/15/00 vs. Buffalo (6-5 W OT), Owen Nolan, Marco Sturm), 1st period

MOST SHG ALLOWED, PERIOD — 2 (3 times, most recent — 1/14/06 @ Montreal [2-6 L]) 2nd period

MOST CONSECUTIVE GAMES SCORING A SH GOAL — 4, 12/1/96 at St. Louis thru 12/11/96 vs. Washington (Bernie Nicholls, Marty McSorley, Ron Sutter, Tony Granato)

MOST CONSECUTIVE GAMES ALLOWING A SH GOAL — 3, 11/10/95 vs. Pittsburgh thru 11/14/95 vs. N.Y. Islanders (Ron Francis, Segei Fedorov, Dan Plante)

MOST PENALTIES FOR, GAME AT HOME — 18 (4 times, most recent — 10/4/99 vs. Chicago [7-1 W], 99 PIM)

MOST PENALTIES FOR, GAME ON ROAD — 21, 1/26/93 at Los Angeles (1-7 L), 92 PIM

MOST PENALTIES AGAINST, GAME AT HOME — 22, 2/18/93 vs. Winnipeg (5-3 W), 82 PIM

MOST PENALTIES AGAINST, GAME ON ROAD — 18, 10/13/91 at Chicago (3-7 L)

MOST PIM FOR, GAME AT HOME — 102, 2/5/97 vs. Los Angeles (3-2 W), 17 penalties

MOST PIM FOR, GAME ON ROAD — 92, 1/26/93 at Los Angeles (1-7 L), 21 penalties

MOST PIM AGAINST, GAME AT HOME — 88, 2/5/97 vs. Los Angeles (3-2 W), 14 penalties

MOST PIM AGAINST, GAME ON ROAD — 75, 2/13/97 at Chicago (3-7 L), 17 penalties

FEWEST PENALTIES FOR, GAME AT HOME — 1, (7 times, most recent — 3/11/07 vs. Edmonton [3-0 W]), 2 PIM

FEWEST PENALTIES FOR, GAME ON ROAD — 0, (2 times, most recent — 3/6/07 at Minnesota [3-0 W]), 0 PIM

FEWEST PENALTIES AGAINST, GAME AT HOME — 1, (2 times, most recent — 3/24/03 vs. Tampa Bay [1-4 L]), 2 PIM

FEWEST PENALTIES AGAINST, GAME ON ROAD — 1, (6 times, most recent — 11/30/03 at Edmonton [1-2 L]), 2 PIM

FEWEST PIM FOR, GAME AT HOME — 2, (6 times, most recent — 3/11/07 vs. Edmonton [3-0 W]), 2 PIM

FEWEST PIM FOR, GAME ON ROAD — 0, 2 times, most recent — 3/6/07 at Minnesota (3-0 W)

FEWEST PIM AGAINST, GAME AT HOME — 2, (2 times, most recent — 3/24/03 vs. Tampa Bay [1-4 L]), 1 penalty

FEWEST PIM AGAINST, GAME ON ROAD — 2, (6 times, most recent — 11/30/03 at Edmonton [1-2 L])

MOST PENALTY MINUTES, GAME BY BOTH TEAMS, HOME — 190, 2/5/97 vs. Los Angeles (3-2 W); 88 L.A., 102 S.J.

MOST PENALTY MINUTES, GAME BY BOTH TEAMS, ROAD — 150, 2/13/97 at Chicago (3-7 L); 75 L.A., 75 S.J.

FEWEST PENALTY MINUTES, GAME BY BOTH TEAMS, HOME — 6, 12/26/99 vs. Anaheim (0-1 L); 4 ANA, 2 S.J.

FEWEST PENALTY MINUTES, GAME BY BOTH TEAMS, ROAD — 6, (3 times, most recent — 3/6/07 at Minnesota [3-0 W]; 6 MIN, 0 S.J.)

FEWEST PENALTIES, GAME BY BOTH TEAMS, HOME — 4, 2 times, most recent — 3/11/07 vs. Edmonton (3-0 W); 1 S.J., 3 EDM

FEWEST PENALTIES, GAME BY BOTH TEAMS, ROAD — 3, 3 times, most recent — 3/6/07 at Minnesota (3-0 W); 0 SJ, 3 MIN

STREAKS

LONGEST WINNING STREAK, OVERALL — 8 games, (4/3/06 at Dallas thru 4/15/06 vs. Anaheim)

LONGEST WINNING STREAK, HOME — 8 games, 1/28/04 vs. Calgary thru 3/3/04 vs. Montreal

LONGEST WINNING STREAK, ROAD — 6 games, 11/30/01 at Anaheim thru 12/19/01 at Atlanta

MOST CONSECUTIVE GAMES RECORDING A POINT, OVERALL — 10, (2 times, most recent — 3/4/07 at Dallas thru 3/22/07 at Atlanta (8-0-2))

ALL-TIME SHARKS REGULAR SEASON RECORDS

MOST CONSECUTIVE GAMES RECORDING A POINT, HOME — 14, (2 times, most recent — 11/13/03 vs. St. Louis thru 1/10/04 vs. Atlanta [9-0-3-2])

MOST CONSECUTIVE GAMES RECORDING A POINT, ROAD — 10, 12/26/00 at Los Angeles thru 2/16/01 at Nashville

LONGEST LOSING STREAK, OVERALL — 17 games, 1/4/93 at Montreal (at Sacramento) thru 2/12/93 at Edmonton \$

LONGEST LOSING STREAK, HOME — 9 games, 11/19/92 vs. Toronto thru 12/19/92 vs. Vancouver

LONGEST LOSING STREAK, ROAD — 19 games, 11/27/92 at Winnipeg thru 2/12/93 at Edmonton

LONGEST WINLESS STREAK, OVERALL — 20 games, 12/29/92 at Vancouver thru 2/12/93 at Edmonton (0-19-1)

LONGEST WINLESS STREAK, HOME — 11 games, 3/29/03 vs. Dallas thru 11/18/03 vs. N.Y. Rangers (0-4-6-1) *(carries over 2002-03 and 2003-04 seasons)*

LONGEST WINLESS STREAK, ROAD — 19 games, 11/27/92 at Winnipeg thru 2/12/93 at Edmonton (0-19-0)

LONGEST SCORELESS STREAK, FOR — 171:22, 2/13/07 at St. Louis (3rd period) thru 2/18/07 at Dallas (3rd period)

LONGEST SCORELESS STREAK, OPPONENT — 167:16, 3/2/07 at Anaheim (3rd period) thru 3/9/07 vs. Vancouver (3rd period)

WIDEST MARGIN OF VICTORY, HOME — 6 goals (8 times, most recent — 3/13/07 vs. Chicago [7-1 W])

WIDEST MARGIN OF VICTORY, ROAD — 8 goals, (2 times, most recent — 12/4/00 at Calgary [8-0 W])

WIDEST MARGIN OF DEFEAT, HOME — 8 goals (2 times, most recent — 11/10/95 vs. Pittsburgh [1-9 L])

WIDEST MARGIN OF DEFEAT, ROAD — 12 goals, 2/10/93 at Calgary (1-13 L)

MOST CONSECUTIVE OVERTIME GAMES - 3 (3 times, most recent — 10/29/05 vs. Calgary [3-2 W], 11/2/05 vs. Nashville [3-2 W], 11/4/05 @ Anaheim [1-0 W])

MOST CONSECUTIVE GAME WITHOUT GOING TO OVERTIME — 49, 10/7/06 vs. New York Islanders thru 1/26/07 at Edmonton *&

MOST CONSECUTIVE GAMES WITHOUT RECORDING A TIE — 49, 1/4/93 at Montreal (at Sacramento) thru 10/14/93 vs. Calgary

MOST CONSECUTIVE GAMES WITHOUT BEING SHUTOUT — 62, 4/19/95 at Dallas thru 2/10/96 at Los Angeles

MOST HAT TRICKS IN A GAME — 2, Owen Nolan and Jeff Friesen, 10/4/99 vs. Chicago (7-1 W)

MOST CONSECUTIVE GAMES SCORING A HAT TRICK — None

MOST CONSECUTIVE GAMES ALLOWING A HAT TRICK — 4, 2/9/92 thru 2/15/92; John Druce (WSH), Stephan Lebeau (MTL), Dale Hawerchuk (BUF), Jimmy Carson (DET)

INDIVIDUAL

MOST POINTS, GAME — 6, Owen Nolan, (3-3=6) 10/4/99 vs. Chicago (7-1 W)

MOST GOALS, GAME — 4, Owen Nolan, 12/19/95 at Anaheim (7-4 W)

MOST ASSISTS, GAME — 4 (13 times, most recent — Joe Thornton, 4/1/07 vs. Los Angeles [6-2 W])

MOST PPG, GAME — 3, 2 times, most recent — Ryane Clowe, 1/6/07 vs. Columbus (5-2 W)

MOST SHG, GAME — 2 (2 times, most recent — Marco Sturm, 10/14/00 vs. Boston [5-2 W])

MOST SHOTS, GAME — 10, (2 times, most recent — Christian Ehrhoff, 3/11/06 vs. Nashville (3-2 W))

MOST PENALTIES, GAME — 8, Link Gaetz, 3/6/92 vs. Pittsburgh (3-7 L), 27 PIM

MOST PIM, GAME — 39, Marty McSorley, 3/24/97 vs. Edmonton (1-5 L), 6 penalties

BEST PLUS/MINUS, GAME — +6, Michal Sykora, 10/6/96 at Los Angeles (7-6 W)

WORST PLUS/MINUS, GAME — -7, Doug Wilson, 2/3/93 vs. Minnesota (3-7 L)

MOST POINTS, PERIOD — 4, (2 times, most recent — Joe Thornton (0-4=4), 4/1/07 vs. Los Angeles (6-2 W, 2nd period))

MOST GOALS, PERIOD — 3 (3 times, most recent — Jonathan Cheechoo, 4/1/07 vs. Los Angeles [6-2 W], 2nd period)

MOST ASSISTS, PERIOD — 4, Joe Thornton (0-4=4), 4/1/07 vs. Los Angeles (6-2 W, 2nd period)

MOST PPG, PERIOD — 3, Owen Nolan, 12/19/95 at Anaheim (7-4 W, 2nd period)

MOST SHG, PERIOD — 2, Jamie Baker, 1/6/96 at Los Angeles (5-7 L, 3rd period)



Christian Ehrhoff

ALL-TIME SHARKS REGULAR SEASON RECORDS

- MOST SHOTS, PERIOD** — 6 (14 times, most recent — Jonathan Cheechoo, 2/6/07 vs. Anaheim [4-7 L], 3rd period)
- MOST PENALTIES, PERIOD** — 6, Jeff Odgers, 1/26/93 at Los Angeles [1-7 L], 1st period, 37 PIM
- MOST PIM, PERIOD** — 37 (2 times, most recent — Marty McSorley, 3/24/97 vs. Edmonton [1-5 L], 3rd period, 5 penalties)
- MOST POINTS BY OPPONENT, GAME** — 7, Mario Lemieux (1-6=7), 12/5/92 vs. Pittsburgh (4-9 L)
- MOST GOALS BY OPPONENT, GAME** — 5, Mike Ricci, 2/17/94 vs. Quebec (2-8 L)
- MOST ASSISTS BY OPPONENT, GAME** — 6, Mario Lemieux, 12/5/92 vs. Pittsburgh (4-9 L)
- MOST PPG BY OPPONENT, GAME** — 3, (2 times, most recent, Steve Sullivan, 2/18/04 at Nashville (3-7 L))
- MOST SHG BY OPPONENT, GAME** — 2, Brendan Shanahan, 10/4/01 vs. Detroit (3-4 L OT)
- MOST SHOTS BY OPPONENT, GAME** — 14, John Tucker, 12/16/92 vs. Tampa Bay (4-5 L OT)
- MOST PENALTIES BY OPPONENT, GAME** — 6, (2 times, most recent — Doug Weight, 12/28/00 vs. Edmonton [2-2 T])
- MOST PIM BY OPPONENT, GAME** — 39, Doug Weight, 12/28/00 vs. Edmonton (2-2 T)
- BEST PLUS/MINUS BY OPPONENT, GAME** — +9, Theo Fleury, 2/10/93 at Calgary, (1-13 L)
- WORST PLUS/MINUS BY OPPONENT, GAME** — -5, Tom Poti and Roman Hamrlík, 12/23/98 at Edmonton (5-3 W)
- MOST POINTS BY OPPONENT, PERIOD** — 4 (3 times, most recent — Stephane Richer [3-1=4], 3/29/93 at N.J. [0-5 L], 2nd period)
- MOST GOALS BY OPPONENT, PERIOD** — 3 (10 times, most recent — Ryan Smyth, 10/12/06 at Edmonton [4-6 L], 3rd period)
- MOST ASSISTS BY OPPONENT, PERIOD** — 3 (18 times, most recent — Darren McCarty, 11/21/96 vs. Detroit [1-6 L], 1st period)
- MOST PPG BY OPPONENT, PERIOD** — 2 (11 times, most recent — Ryan Smyth, 10/12/06 at Edmonton [4-6 L], 3rd period)
- MOST SHG BY OPPONENT, PERIOD** — 2, Kirk Maltby, 10/10/02 vs. Detroit (3-6 L)
- MOST SHOTS BY OPPONENT, PERIOD** — 8, Jeremy Roenick, 2/11/94 vs. Chicago (4-3 W), 2nd period
- MOST PENALTIES BY OPPONENT, PERIOD** — 6, Doug Weight, 12/28/00 vs. Edmonton (2-2 T), 1st period
- MOST PIM BY OPPONENT, PERIOD** — 39, Doug Weight, 12/28/00 vs. Edmonton (2-2 T), 1st period
- MOST CONSECUTIVE GAMES, GOAL** — 6, (4 times, most recent — Owen Nolan 1/20/03 thru 1/30/03)
- MOST CONSECUTIVE GAMES, ASSIST** — 8 (4 times, most recent — Joe Thornton [2-12=14], 3/7/06 thru 3/21/06)
- MOST CONSECUTIVE GAMES, POINT** — 12, (2 times, most recent — Jonathan Cheechoo (10-9=19), 12/26/05 thru 1/24/06)
- MOST CONSECUTIVE GAMES PLAYED** — 247, Vincent Damphousse, 4/08/01 thru 4/04/04
- FASTEST 2 GOALS, FOR** — :17 Brad Stuart, 4/04/04 vs. Los Angeles (4-3 W OT)
- FASTEST 3 GOALS, FOR** — 13:00, Owen Nolan, 12/19/95 at Anaheim (7-4 W)

ALL-TIME SHARKS REGULAR SEASON RECORDS

FASTEST 4 GOALS, FOR — 32:35, Owen Nolan, 12/19/95 at Anaheim (7-4 W)

FASTEST 2 GOALS, AGAINST — :14, Ryan Smyth, 10/12/06 at Edmonton (4-6 L)

FASTEST 3 GOALS, AGAINST — 2:01, Ryan Smyth, 10/12/06 at Edmonton (4-6 L)

FASTEST 4 GOALS, AGAINST — 10:48, Mike Ricci, 2/17/94 vs. Quebec (2-8 L)

FASTEST 5 GOALS, AGAINST — 40:16, Mike Ricci, 2/17/94 vs. Quebec (2-8 L)

GOALTENDERS

SHARKS

MOST MINUTES, GAME — 65:00 (68 times, most recent — Evgeni Nabokov, 2/21/07 at Washington [3-2 W])

FEWEST GOALS ALLOWED, GAME — 0 (80 times, most recent — Evgeni Nabokov, 3/16/07 vs. Columbus [3-0 W])

MOST GOALS ALLOWED, GAME — 11, Arturs Irbe, 11/8/92 vs. Los Angeles (4-11 L)

MOST GOALS ALLOWED, PERIOD — 8, Jarmo Myllys, 12/17/91 at Pittsburgh (2-10 L), 2nd period

MOST SHOTS FACED, GAME — 59, Jeff Hackett, 12/26/92 vs. Los Angeles (7-2 W)

MOST SHOTS FACED, PERIOD — 25 (3 times, most recent - Wade Flaherty, 3/5/96 at Colorado [5-3 W], 3rd period)

MOST SAVES, GAME — 57, Jeff Hackett, 12/26/92 vs. Los Angeles (7-2 W)

MOST SAVES PERIOD — 24, Wade Flaherty, 3/5/96 at Colorado (5-3 W), 3rd period

FEWEST SHOTS FACED, GAME — 13 (3 times, most recent — Evgeni Nabokov, 12/4/06 at Dallas [0-1 L])

FEWEST SHOTS FACED, PERIOD — 0 (2 times, most recent — Miikka Kiprusoff, 11/23/02 at Pittsburgh [1-4 L], 3rd period)

MOST PENALTIES, GAME — 3 (2 times, most recent — Steve Shields, 10/4/99 vs. Chicago [7-1 W])

MOST PIM, GAME — 17, Steve Shields, 10/4/99 vs. Chicago, 3 penalties [7-1 W]

MOST POINTS, GAME — 2, Vesa Toskala, 2/3/07 vs. Chicago (4-2 W)

LONGEST SHUTOUT STREAK — 166:07, Evgeni Nabokov, 3/2/07 at Anaheim (3rd period) thru 3/9/07 vs. Vancouver (3rd Period)

MOST SHUTOUTS, SEASON — 8, Evgeni Nabokov, 2003-04

MOST CONSECUTIVE STARTS — 24, Chris Terreri, 11/16/95 at St. Louis thru 1/8/96 vs. Florida

MOST CONSECUTIVE WINS — 8, (Vesa Toskala, 7; Evgeni Nabokov, 1 — 4/3/06 at Dallas-4/15/06 vs. Anaheim)

LONGEST UNBEATEN STREAK — 12, (Vesa Toskala, 4/3/06 at Dallas thru 10/23/06 at Columbus [12-0-0])

LONGEST WINLESS STREAK — 19, (0-18-1) Jeff Hackett, 12/30/02 vs. Philadelphia thru 4/01/93 vs. Winnipeg

OPPONENTS

MOST MINUTES, GAME BY OPPONENT — 65:00 (77 times, most recent — Brent Johnson, 2/21/07 at Washington [2-3 W])

FEWEST GOALS ALLOWED, GAME BY OPPONENT — 0 (81 times, most recent — Frederic Norrena, 2/16/07 at Columbus [0-3 L])

MOST GOALS ALLOWED, GAME BY OPPONENT — 10, Tom Barrasso, 1/13/96 at Pittsburgh (10-8 W)

MOST GOALS ALLOWED, PERIOD BY OPPONENT — 5, 4 times, most recent — Patrick Lalime, 3/07/02 vs. Ottawa (5-2 W), 2nd period

MOST SHOTS FACED, GAME BY OPPONENT — 50, Marc Denis, 2/14/04 at Columbus (2-1 W OT)

MOST SHOTS FACED, PERIOD BY OPPONENT — 25, Garth Snow, 10/13/97 vs. Philadelphia (2-3 L), 2nd period

MOST SAVES, GAME BY OPPONENT - 48, Marc Denis, 2/14/04 at Columbus (2-1 W OT)

MOST SAVES, PERIOD BY OPPONENT — 25, Garth Snow, 10/13/97 vs. Philadelphia (2-3 L), 2nd period

FEWEST SHOTS FACED BY OPPONENT, GAME — 10, Kelly Hrudey, 1/11/94 vs. Los Angeles (2-2 T)

FEWEST SHOTS FACED BY OPPONENT, PERIOD — 0 (2 times, most recent — Jamie McLennan, 2/26/98 vs. St. Louis (3-1 W), 3rd period)

MOST PENALTIES, GAME BY OPPONENT — 2, (3 times, most recent) Marty Turco, 4/9/06 vs. Dallas (4-1 W)

MOST PIM, GAME BY OPPONENT — 10 (2 times, most recent — Ed Belfour, 2/11/94 vs. Chicago [4-3 W])

MOST POINTS, GAME BY OPPONENT — 3 (0-3=3), Jeff Reese, 2/10/93 at Calgary (1-13 L) &

KEY: (& - NHL RECORD; \$ - TIES AN NHL RECORD)

SHARKS ALL-TIME ROSTER

SKATERS

-A-

	Years	Pos.	No.	GP	G	A	PTS	PIM
Ahola, Peter	1992-93	D	21	20	2	3	5	16
	Acquired from Pittsburgh in exchange for future considerations, Feb. 26, 1993. Traded to Tampa Bay in exchange for Dave Capuano, June 19, 1993.							
Anderson, Perry	1991-92	LW	27	48	4	8	12	143
	Signed as free agent, July 8, 1991. Released, July 23, 1992.							
Andersson, Niklas	1997-98	LW	34	5	0	0	0	2
	Signed as free agent, Sept. 10, 1997. Became free agent, July 1, 1998.							

-B-

Baker, Jamie	1993-96, 98	C	13	187	35	27	62	139
	Signed as free agent, Aug. 18, 1993. Traded to Toronto with a fifth round selection (110th overall) in the 1996 NHL Entry Draft in exchange for Todd Gill, June 14, 1996. Signed as a free agent, September 1998. Released, Oct. 18, 1998.							
Bancroft, Steve	2001-02	D	3	5	0	1	1	2
	Signed as a free agent, July 10, 2001. Became free agent, July 1, 2002.							
Barber, Don	1991-92	LW	37	12	1	3	4	2
	Acquired from Quebec in exchange for Murray Garbutt, March 7, 1992. Released, Jan. 15, 1993.							
Bautin, Sergei	1995-96	D	28	1	0	0	0	2
	Signed as a free agent, Oct. 11, 1995. Became free agent, July 1, 1996.							
Bawa, Robin	1992-93	RW	26	42	5	0	5	47
	Acquired from Vancouver in exchange for Rick Lessard, Dec. 15, 1992. Selected by Anaheim in Expansion Draft, June 24, 1993.							
Beaufait, Mark	1992-93	C	40	5	1	0	1	0
	Selected seventh overall in the NHL Supplemental Draft, June 22, 1991. Became free agent, July 1, 1994.							
Berezan, Perry	1991-93	C	16	94	15	11	26	58
	Signed as free agent, Oct. 10, 1991. Became free agent, June 10, 1993.							
Bernier, Steve*	2005-06	RW	26/46	101	29	29	58	64
	Selected in the first round (16th overall) of the 2003 NHL Entry Draft.							
Bell, Mark	2006-07	LW	7	71	11	10	21	83
	Acquired from Chicago in exchange for Tom Preissing and Josh Hennessy on July 10, 2006. Traded to Toronto, along with Vesa Toskala, in exchange for a first round selection (13th overall — traded to St. Louis on June 22, 2007) in the 2007 NHL Entry Draft, a second round selection (44th overall — traded to St. Louis on June 22, 2007) and a fourth round selection in the 2009 NHL Entry Draft on June 22, 2007.							
Bodger, Doug	1995-97	D	3/5	164	9	40	49	146
	Acquired from Buffalo in exchange for Vaclav Varada, rights to Martin Spahnel, Philadelphia's fourth round selection (106th overall) in the 1996 Entry Draft and Philadelphia's first round selection in the 1996 NHL Entry Draft (24th overall) (all previously acquired from Philadelphia in exchange for Pat Falloon), Nov. 16, 1995. Traded to New Jersey with Dody Wood in exchange for John MacLean and Ken Sutton, Dec. 7, 1997.							
Boyes, Brad	2003-04	C	24	1	0	0	0	2
	Acquired from Toronto along with Alyn McCauley and a first round selection (21st overall) in the 2003 NHL Entry Draft in exchange for Owen Nolan, March 5, 2003. 21st overall selection in 2003, along with a fourth round selection (compensatory pick for Theoren Fleury) later traded to Boston in exchange for a first round selection (16th overall, Steve Bernier) in the 2003 NHL Entry Draft on June 21, 2003. Boyes traded to Boston in exchange for D Jeff Jillson on March 9, 2003. Jillson immediately shipped to Buffalo, along with a ninth round selection in the 2005 NHL Entry Draft, in exchange for Curtis Brown and Andy Delmore. Delmore was traded to Boston to complete the transaction.							
Bozek, Steve	1991-92	LW/C	14	58	8	8	6	27
	Signed as free agent, Aug. 9, 1991. Released, July 23, 1992.							

SHARKS ALL-TIME ROSTER

Bradley, Matt	2000-03	RW	28/44	121	12	17	29	99	Selected in the fourth round (102nd overall) of the 1996 NHL Entry Draft. Traded to Pittsburgh in exchange for Wayne Primeau on March 11, 2003.
Brennan, Richard	1997-98	D	7	11	1	2	3	2	Signed as free agent, July 9, 1997. Traded to New York Rangers in exchange for Jason Muzzatti, March 24, 1998.
Brown, Curtis*	2003-04, 06-07	C	37	90	10	14	24	62	Acquired from Buffalo along with Andy Delmore in exchange for D Jeff Jillson and a ninth round selection in the 2005 NHL Entry Draft on March 9, 2003. Jillson acquired previously from Boston in exchange for C Brad Boyes. Delmore was sent to Boston from San Jose to complete the transaction. Became a free agent on July 1, 2004. Signed as free agent on July 3, 2006.
Brown, Dave	1995-96	RW	21	37	3	1	4	46	Signed as free agent, Aug. 10, 1995. Retired, June 18, 1996.
Bruce, David	1991-94	LW/RW	15	79	24	19	43	79	Acquired from St. Louis in Expansion Draft, May 30, 1991. Released, Aug. 30, 1994.
Burr, Shawn	1997-99	LW	7/28	60	6	7	13	79	Acquired from Tampa Bay in exchange for a fifth round selection (108th overall) in the 1997 NHL Entry Draft, June 21, 1997. Traded along with Bill Houlder, Andrei Zyuzin and Stephen Guolla to Tampa Bay in exchange for Niklas Sundstrom and a third round selection (74th overall) in the 2000 NHL Entry Draft on Aug. 4, 1999. 74th overall selection later traded to Chicago, along with an additional second round selection in 2000 [49th overall] in exchange for a second round selection in 2000 [41st overall, Tero Maatta] on June 24, 2000.
Butsayev, Viacheslav	1993-95	C	9	18	2	2	4	10	Acquired from Philadelphia in exchange for Rob Zettler, Feb. 1, 1994. Became free agent, July 1, 1995.
Byakin, Ilya	1994-95	D	3	13	0	5	5	14	Signed as free agent, Sept. 4, 1994. Became free agent, July 1, 1995.
Byers, Lyndon	1992-93	RW	22	18	4	1	5	122	Signed to a tryout contract, Nov. 5, 1992. Placed on waivers for purpose of unconditional release, Feb. 19, 1993.

-C-

Caloun, Jan	1995-99	RW	43/91	13	8	3	11	0	Selected in fourth round (75th overall) of the 1992 NHL Entry Draft. Traded to Columbus along with a ninth round selection (278th overall) in the 2000 NHL Entry Draft in exchange for future considerations (protection of Evgeni Nabokov in the 2000 NHL Expansion Draft), June 12, 2000.
Capuano, Dave	1993-94	C	27	4	0	1	1	0	Acquired from Tampa Bay in exchange for Peter Ahola, June 19, 1993. Traded to Boston in exchange for future considerations, Nov. 5, 1993.
Carkner, Matt	2005-06	D	43	1	0	1	1	2	Signed as free agent on June 7, 2001. Became free agent, July 1, 2006.
Carle, Matthew*	2005-07	D	25/18	89	14	34	48	44	Selected in the second round (47th overall) in the 2003 NHL Entry Draft.
Carter, John	1991-93	LW	20	59	7	9	16	81	Signed as free agent, Aug. 22, 1991. Became free agent, July 1, 1993.
Cheechoo, Jonathan*	2002-07	RW	14	305	130	95	225	199	Selected in the second round (29th overall) of the 1998 NHL Entry Draft.
Clowe, Ryane*	2005-07	LW	29	93	16	22	38	96	Selected in the sixth round (175th overall) of the 2001 NHL Entry Draft.
Colman, Mike	1991-93	D	34	15	0	1	1	32	Signed as free agent, Sept. 3, 1991. Deceased, April 5, 1994.
Corriveau, Yvon	1992-93	LW	21/11	20	3	7	10	0	Acquired from Washington in NHL Waiver Draft, Oct. 4, 1992. Traded to Hartford as the future considerations in Oct. 9, 1992 trade for Michel Picard, Jan. 21, 1993.
Courtenay, Ed	1991-93	RW	39	44	7	13	20	10	Acquired from Minnesota in Dispersal Draft, May 30, 1991. Released, Aug. 30, 1994.

SHARKS ALL-TIME ROSTER

Coxe, Craig	1991-92	LW	21	10	2	0	2	19
	Acquired from Vancouver in Expansion Draft, May 30, 1991. Became free agent, Sept. 21, 1992.							
Craig, Mike	98-99, 01-02	RW	26/25	3	0	0	0	2
	Signed as free agent, July 13, 1998. Became free agent, July 1, 2000. Signed as free agent, Sept. 5, 2001. Became free agent, July 1, 2002.							
Craigwell, Dale	1991-94	C	33	98	11	18	29	28
	Selected in 10th round (199th overall) of 1991 NHL Entry Draft. Became free agent, July 1, 1995.							
Craven, Murray	1997-00	LW/C	32/22	129	16	29	45	47
	Acquired from Chicago in exchange for Petri Varis and a sixth round selection (158th overall) in the 1998 NHL Entry Draft. Contact bought out, Jan. 20, 2000.							
Cronin, Shawn	1993-95	D	44	63	0	4	4	137
	Acquired from Philadelphia in exchange for future considerations, Aug. 5, 1993. Released, Aug. 1, 1995.							

-D-

Dahlen, Ulf	1993-97	RW	22	161	41	52	93	46
	Acquired with a seventh round selection (167th overall, Brad Mehalko) in the 1995 NHL Entry Draft from Dallas in exchange for Mike Lalor and Doug Zmolek, March 19, 1994. Traded with Michal Sykora and Chris Terreri to Chicago in exchange for Ed Belfour, Jan. 25, 1997.							
Damphousse, Vincent	1998-04	C	25	385	92	197	289	316
	Acquired from Montreal in exchange for a fifth round selection (145th overall, previously acquired from Phoenix on June 27, 1998) in the 1999 NHL Entry Draft, a first round selection (16th overall) in the 2000 NHL Entry Draft and a second round selection (53rd overall) in the 2001 NHL Entry Draft, March 23, 1999. Became free agent, July 1, 2004.							
Darche, Mathieu	2006-07	RW	49	2	0	0	0	0
	Signed as free agent on July 10, 2006. Became free agent, July 1, 2007.							
Davison, Rob*	2002-07	D	38/5	161	2	12	14	217
	Selected in the fourth round (98th overall) of the 1998 NHL Entry Draft.							
DePalma, Larry	1991-93	LW	8	20	2	6	8	41
	Signed as free agent, Aug. 30, 1991. Became free agent, July 1, 1993.							
Dimitrakos, Niko	2002-04	RW	23	134	19	34	53	83
	Selected in the fifth round (155th overall) of the 1999 NHL Entry Draft. Traded to Philadelphia on March 9, 2006 in exchange for a third round selection (85th overall) in the 2006 NHL Entry Draft. Pick was later traded to Columbus on June 24, 2006, along with a fourth round selection in 2006 (113th overall and the Sharks second round selection [53rd overall] in the 2007 NHL Entry Draft) in exchange for a second round selection in the 2006 NHL Entry Draft (36th overall, Jamie McGinn).							
Dollas, Bobby	2000-01	D	2	16	1	1	2	14
	Signed as a free agent, Nov. 4, 2001. Traded along with Johan Hedberg to Pittsburgh in exchange for Jeff Norton, March 12, 2001.							
Donovan, Shean	1994-97	RW	42	181	25	17	42	109
	Selected in second round (28th overall) of 1993 NHL Entry Draft. Traded with a first round selection (12th overall) in the 1998 NHL Entry Draft to Colorado in exchange for Mike Ricci and a second round selection (50th overall) in the 1998 NHL Entry Draft, Nov. 21, 1997. 50th overall selection in 1998 later traded to Buffalo along with Kay Whitmore in exchange for Steve Shields and a fourth round selection (104th overall, Miroslav Zalesak) in the 1998 NHL Entry Draft, June 18, 1998.							
Duchesne, Gaetan	1993-95	LW	11	117	14	25	39	44
	Acquired from Dallas in exchange for sixth round selection (132nd overall, Petri Varis — later traded back to San Jose for Dean Evason on June 26, 1993) in the 1993 NHL Entry Draft, June 20, 1993. Traded to Florida in exchange for a sixth round selection (140th overall, Timo Hakanen) in the 1995 NHL Entry Draft, April 7, 1995.							

SHARKS ALL-TIME ROSTER

-E-


Ehrhoff, Christian*	2003-06	D	44/10	187	16	29	52	109
	Selected in fourth round (108th overall) of the 2001 NHL Entry Draft.							
Ekman, Nils	2003-06	LW	28	159	43	69	112	88
	Acquired from N.Y. Rangers in exchange for Chad Wiseman, Aug. 12, 2003. Traded to Pittsburgh along with Patrick Ehelechner for a second round selection (41st overall) in the 2007 NHL Entry Draft, July 20, 2006. 41st overall pick, along with a second round selection in 2008, later traded to Washington in exchange for a first round selection in 2007 (28th overall, Nick Petrecki), June 22, 2007.							
Elik, Todd	1993-95	C	27	97	32	51	83	107
	Acquired via waivers from Edmonton, Oct. 26, 1993. Traded to St. Louis in exchange for Kevin Miller, March 26, 1995.							
Emmons, Gary	1993-94	C	9	3	1	0	1	0
	Signed as a free agent, Oct. 18, 1993. Released, Nov. 1, 1993.							
Errey, Bob	93-95, 96-97	LW	12	107	17	36	43	173
	Signed as free agent, Aug. 17, 1993. Traded to Detroit in exchange for a fifth round selection (130th overall, Michal Bros) in the 1995 NHL Entry Draft, Feb. 27, 1995. Claimed via waivers from Detroit, Feb. 8, 1997. Became free agent, July 1, 1997.							
Evans, Kevin	1991-92	LW	44	5	0	1	1	25
	Acquired from Minnesota in Dispersal Draft, May 30, 1991. Became free agent, July 1, 1992.							
Evason, Dean	1991-93	C	12/8	158	23	34	57	231
	Acquired from Hartford in exchange for Dan Keczmer, Oct. 2, 1991. Traded to Dallas in exchange for a sixth round pick (132nd overall, Petri Varis) in the 1993 NHL Entry Draft, June 26, 1993.							
Ewen, Todd	1996-98	RW	36	51	0	2	2	162
	Signed as free agent, July 25, 1996. Became free agent, July 1, 1998.							

-F-

Fahey, Jim	2002-06	D	21	79	1	23	24	65
	Selected in the eighth round (212th overall) of the 1998 NHL Entry Draft. Traded to New Jersey along with Alexander Korolyuk for a first round selection (26th overall) in the 2007 NHL Entry Draft and the rights to Vladimir Malakhov on Oct. 1, 2006. 26th overall pick later traded to St. Louis along with Ville Nieminen and Jay Barringall in exchange for RW Bill Guerin on Feb. 27, 2007.							
Falloon, Pat	1991-96	RW	17	258	76	86	162	75
	Selected in first round (2nd overall) of the 1991 NHL Entry Draft. Traded to Philadelphia in exchange for rights to prospect Martin Spahnel, Philadelphia's fourth round selection (106th overall) in 1996 Entry Draft and Philadelphia's first round selection (24th overall) in the 1996 NHL Entry Draft (all of which were traded immediately to Buffalo for Doug Bodger), Nov. 16, 1995.							
Fenton, Paul	1991-92	LW	22	60	11	4	15	33
	Acquired from Hartford in exchange for Mike McHugh, Oct. 18, 1991. Released, July 23, 1992.							
Fibiger, Jesse	2002-03	D	53	16	0	0	0	2
	Signed as free agent, Aug. 15, 2001. Became free agent, July 1, 2004.							
Fraser, Iain	1996-97	C	28	2	0	0	0	2
	Signed as free agent, Aug. 26, 1996. Became free agent, July 1, 1997.							
Friesen, Jeff	1994-01	LW/C	39/19	512	149	201	350	316
	Selected in first round (11th overall) of 1994 NHL Entry Draft. Traded to Anaheim, along with Steve Shields and a second round selection (36th overall) in the 2003 NHL Entry Draft in exchange for Teemu Selanne, March 5, 2001.							

-G-

Gaetz, Link	1991-93	D	23	48	6	6	12	326
	Acquired from Minnesota in Dispersal Draft, May 30, 1991. Traded to Edmonton in exchange for a 10th round selection (240th overall, Tomas Pisa) in the 1994 Entry Draft, Sept. 10, 1993.							



Mike Grier

SHARKS ALL-TIME ROSTER

Garpenlov, Johan	1991-95	LW	10	184	46	86	132	90	Acquired from Detroit in exchange for Bob McGill and an eighth round selection (189th overall) in the 1992 NHL Entry Draft, March 10, 1992. Traded to Florida in exchange for fifth round selection in the 1998 NHL Entry Draft (117th overall, traded to Florida in exchange for Dave Lowry, Nov. 14, 1997), March 3, 1995.
Gaudreau, Rob	1992-95	RW	37	143	38	40	78	46	Acquired from Minnesota in Dispersal Draft, May 30, 1991. Selected by Ottawa in Waiver Draft, Jan. 18, 1995.
Gill, Todd	1996-98	D	23	143	8	34	42	45	Acquired from Toronto in exchange for Jamie Baker and a fifth round draft selection (110th overall) in the 1996 NHL Entry Draft, June 14, 1996. Traded to St. Louis in exchange for Joe Murphy and cash considerations, March 24, 1998.
Goc, Marcel*	2005-07	C	11/57	159	13	22	35	46	Selected in the first round (20th overall) in the 2001 NHL Entry Draft.
Gorges, Josh	2005-07	D	6	96	1	9	10	57	Signed as free agent on Sept. 20, 2002. Traded to Montreal along with a first round selection (22nd overall) in the 2007 NHL Entry Draft from Craig Rivet and a fifth round selection in the 2008 NHL Entry Draft on Feb. 25, 2007.
Granato, Tony	1996-01	RW/LW	21	279	57	42	99	387	Signed as free agent, Aug. 15, 1996. Retired September 2001.
Graves, Adam	2001-03	LW	9	163	26	23	49	83	Acquired from N.Y. Rangers, along with Rich Pilon and future considerations, in exchange for Mikael Samuelsson and Christian Gosselin and a seventh round draft selection (226th overall) in the 2002 NHL Entry Draft, June 24, 2001. Became free agent July 1, 2003.
Grier, Mike*	2006-07	RW	25	81	16	17	33	43	Signed as a free agent on July 3, 2006.
Guerin, Bill	2006-07	RW	13	16	8	1	9	14	Acquired from St. Louis in exchange for Ville Nieminen, Jay Barringall and a first round selection (26th overall) in the 2007 NHL Entry Draft on Feb. 27, 2007. Became free agent July 1, 2007.
Guolla, Steve	1996-99	LW/C	36/17	64	16	11	27	20	Signed as free agent, Aug. 26, 1996. Traded along with Bill Houlder, Andrei Zyuzin and Shawn Burr to Tampa Bay in exchange for Niklas Sundstrom and a third round selection (74th overall) in the 2000 NHL Entry Draft, Aug. 4, 1999. 74th overall selection in 2000 later traded to Chicago, along with an additional

SHARKS ALL-TIME ROSTER

second round selection in 2000 (49th overall) in exchange for a second round selection in 2000 (41st overall, Tero Maatta), June 24, 2000.

-H-

Hammond, Ken	1991-92	D	6	46	5	10	15	82
	Signed as free agent, Aug. 9, 1991. Traded to Vancouver for eighth round selection in the 1992 NHL Entry Draft (189th overall, traded to Detroit along with Bob McGill in exchange for Johan Garpenlov, March 10, 1992), March 9, 1992.							
Hannan, Scott	1998-07	D	22/43/6	508	25	102	127	329
	Selected in the first round (23rd overall) of the 1997 NHL Entry Draft. Became free agent, July 1, 2007.							
Harvey, Todd	1999-04	RW/C	13/9	301	34	49	83	335
	Acquired from N.Y. Rangers, along with a fourth round selection (107th overall, Dimitri Patzold) in the 2001 NHL Entry Draft in exchange for Radek Dvorak (previously acquired from Florida in exchange for Mike Vernon and a third round selection (82nd overall) in the 2000 NHL Entry Draft), Dec. 30, 1999. Became free agent on July 1, 2004.							
Hawgood, Greg	1996-97	D	4	63	6	12	18	69
	Signed as free agent, Sept. 7, 1996. Became free agent, July 1, 1997.							
Heins, Shawn	1997-03	D	23	81	3	7	10	105
	Signed as free agent, Jan. 5, 1998. Traded to Pittsburgh in exchange for a fifth round selection (139th overall, Patrick Ehelechner) in the 2003 NHL Entry Draft., Feb. 9, 2003.							
Hicks, Alex	1998-99	LW	6	4	0	1	1	4
	Signed as free agent, Sept. 12, 1998. Traded to Florida with a fifth round selection (140th overall) in the 1999 NHL Entry Draft in exchange for Jeff Norton, Nov. 11, 1998.							
Hrkac, Tony	1991-92	C	10	22	2	10	12	4
	Acquired from Quebec for Greg Paslawski, May 30, 1991. Traded to Chicago for a conditional choice in 1993 Entry Draft (sixth round, 154th overall, Fredrik Oduya), Feb. 7, 1992.							
Houlder, Bill	1997-99	D	2	158	16	48	64	88
	Signed as free agent, July 9, 1997. Traded along with Andre Zyuzin, Stephen Guolla and Shawn Burr to Tampa Bay in exchange for Niklas Sundstrom and a third round selection (74th overall) in the 2000 NHL Entry Draft on Aug. 4, 1999. 74th overall selection in 2000 was later traded to Chicago, along with an additional second round selection in 2000 [49th overall] in exchange for a second round selection in 2000 [41st overall, Tero Maatta], June 24, 2000.							
Hunter, Tim	1996-97	RW	19	46	0	4	4	135
	Signed as free agent, July 25, 1996. Retired, July 1, 1997.							
Hyvonen, Hannes	2001-02	RW	50	6	0	0	0	0
	Selected by San Jose in the ninth round (257th overall) of the 1999 NHL Entry Draft. Traded to Florida in exchange for a seventh round selection (201st overall, Jonathan Tremblay) in the 2003 NHL Entry Draft, July 16, 2002.							

-I-J-

Iafrate, Al	1996-98	D	43	59	8	16	24	119
	Acquired from Boston for Jeff Odgers and a fifth round selection in the 1996 NHL Entry Draft (132nd overall, previously acquired from Pittsburgh in exchange for Kevin Miller, March 20, 1996)], June 21, 1996. Selected by Nashville in Expansion Draft, June 26, 1998.							
Jakopin, John	2002-03	D	4	12	0	0	0	11
	Signed as free agent, Sept. 5, 2002. Became free agent, July 1, 2003.							
Janney, Craig	1994-96	C	15	98	18	64	82	36
	Acquired from St. Louis in exchange for Jeff Norton and a third round selection (55th over all) in the 1997 NHL Entry Draft March 6, 1995. Traded to Winnipeg in exchange for Darren Turcotte and a second round selection (31st overall) in the 1996 NHL Entry Draft, March 18, 1996. 31st overall selection in 1996 later traded to Chicago, along with an additional 1996 second round selection (46th overall, previously acquired from Detroit on March 16, 1996) in exchange for a 1996 first round selection (21st overall, Marco Sturm), June 22, 1996.							

SHARKS ALL-TIME ROSTER

Jillson, Jeff	2001-03	D	5	74	5	19	24	38
Selected by San Jose in the first round (14th overall) 1999 NHL Entry Draft. Traded to Boston along with Jeff Hackett in exchange for Kyle McLaren and a fourth round selection (126 th overall, Torrey Mitchell) in the 2004 NHL Entry Draft, Jan. 23, 2003. Hackett previously acquired from Montreal in exchange for Niklas Sundstrom and a third round selection (95th overall) in the 2004 NHL Entry Draft.								

-K-

Kisio, Kelly	1991-93	C	11	126	37	78	115	144
Acquired from Minnesota for Shane Churla, June 3, 1991. Became free agent, July 1, 1993.								
Kolstad, Dean	1991-93	D	29	10	0	2	12	
Acquired from Minnesota in Dispersal Draft, May 30, 1991. Became free agent, July 1, 1993.								
Korolyuk, Alexander	1997-06	LW/RW	15/27/94	296	62	80	142	140
Selected in sixth round (141st overall) of the 1994 NHL Entry Draft.								
Kozlov, Viktor	1994-97	C/LW	25/47	174	29	40	69	50
Selected in first round (sixth overall) of the 1993 NHL Entry Draft. Traded to Florida in exchange for a first round selection in the 1998 NHL Entry Draft, Nov. 14, 1997. Tampa Bay later acquired the right to swap 1998 first round picks with San Jose, along with Andrei Zyuzin, in exchange for Bryan Marchment and David Shaw on March 24, 1998. Florida won the 1998 NHL Lottery and the first round draft selection acquired by San Jose from Florida became first overall, which Tampa swapped with SanJose for the second overall pick in 1998. San Jose then traded the 1998 second overall pick to Nashville, along with a 1998 third round selection (85th overall [previously acquired from New Jersey, in exchange for Vlastimil Kroupa, Aug. 22, 1997]) in exchange for the 1998 third overall selection (Brad Stuart) and a second round selection (29th overall, Jonathan Cheechoo) in the 1998 NHL Entry Draft, June 27, 1998.								
Kraft, Ryan	2002-03	C	41	7	0	1	1	0
Selected in the eighth round (194th overall) of the 1995 NHL Entry Draft. Became free agent, July 1, 1998. Signed as free agent, Aug. 11, 2000. Became free agent, July 1, 2003.								
Kravets, Mikhail	1991-93	RW	7/40	2	0	0	0	0
Selected in 12th round (243rd overall) of 1991 NHL Entry Draft. Became free agent, July 1, 1994.								
Kroupa, Vlastimil	1993-97	D	44/26	103	4	18	22	66
Selected in second round (45th overall) of 1993 NHL Entry Draft. Traded to New Jersey in exchange for a third round selection (85th overall) in the 1998 NHL Entry Draft, Aug. 22, 1997. 85th overall selection in 1998 later traded to Nashville along with a first round selection in the 1998 NHL Entry Draft (2nd overall) in exchange for a first round selection in the 1998 NHL Entry Draft [3rd overall, Brad Stuart] and a second round selection in the 1998 NHL Entry Draft [29th overall, Jonathan Cheechoo].								
Kruse, Paul	2000-01	LW	29	1	0	0	0	5
Signed as free agent, Sept. 10, 2000. Became free agent, July 1, 2001.								
Kyte, Jim	1994-96	D	2	75	3	12	15	179
Signed as free agent, March 30, 1995. Became free agent, July 1, 1996.								

-L-

Lalor, Mike	1993-94	D	5/18	23	0	2	2	8
Signed as free agent, Aug. 16, 1993. Traded to Dallas with Doug Zmolek in exchange for Ulf Dahlen, March 19, 1994.								
Langfeld, Josh	2005-06	RW	24	39	2	9	11	16
Signed as a free agent, Sept. 12, 2005. Claimed on waivers by Boston on Jan. 31, 2006.								
Lappin, Peter	1991-92	RW	26	1	0	0	0	0
Acquired from Minnesota in Dispersal Draft, May 30, 1991. Became free agent, Sept. 1, 1992.								

SHARKS ALL-TIME ROSTER

Larionov, Igor	1993-95	C	7	97	23	59	82	54
	Acquired from Vancouver in 1992 NHL Waiver Draft. Traded to Detroit in exchange for Ray Sheppard, Oct. 24, 1995.							
Lawton, Brian	1991-93	C	9	80	17	30	47	54
	Signed as free agent, Aug. 9, 1991. Traded to New Jersey in exchange for future considerations, Jan. 26, 1993.							
Lessard, Rick	1991-93	D	13	8	0	2	2	16
	Acquired from Calgary in Expansion Draft, May 30, 1991. Traded to Vancouver for Robin Bawa, Dec. 15, 1992.							
LiPuma, Chris	1996-97	D	26	8	0	0	0	22
	Signed as free agent, Aug. 26, 1996. Became free agent, July 1, 1997.							
Lindsay, Bill	2000-01	LW	12	16	0	4	4	29
	Acquired from Calgary in exchange for an eighth round selection in the 2001 NHL Entry Draft (233rd overall, previously acquired from Minnesota along with future considerations [protection of Evgeni Nabokov in the 2000 NHL Expansion Draft] in exchange for Andy Sutton, a seventh round selection (214th overall) in the 2000 NHL Entry Draft and a third round selection (85th overall) in the 2001 NHL Entry Draft on June 12, 2000), March 6, 2001. Became free agent, July 1, 2001.							
Lowry, Dave	1997-00	LW	26/15	143	11	17	28	93
	Acquired from Florida in exchange for fifth round selection in the 1998 NHL Entry Draft (117th overall, previously acquired from Florida in exchange for Johan Garpenlov, March 3, 1995), Nov. 13, 1997. Became free agent, July 1, 2000.							
Loyns, Lynn	2002-04	LW/C	26	21	3	0	3	19
	Signed as free agent, Oct. 3, 2001. Traded to Calgary in exchange for a fifth round selection (152nd overall, traded to Florida on June 27, 2004) in the 2004 NHL Entry Draft and future considerations, Jan. 9, 2004.							

-M-

MacLean, John	1997-98	RW	15	51	13	19	32	28
	Acquired with Ken Sutton from New Jersey in exchange for Doug Bodger and Dody Wood, Dec. 7, 1997. Became free agent, July 1, 1998.							
MacLeod, Pat	1991-93	D	38	50	5	12	17	14
	Acquired from Minnesota in Dispersal Draft, May 30, 1991. Became free agent, July 1, 1993.							
Makarov, Sergei	1993-95	RW	24	123	40	52	92	118
	Acquired from Hartford as future considerations of June 26, 1993 trade, Aug. 6, 1993. Removed from NHL roster, Sept. 30, 1995.							
Maley, David	1992-94	LW	25	62	1	6	7	156
	Claimed off waivers from Edmonton, Jan. 1, 1993. Traded to N.Y. Islanders in exchange for future considerations, Jan. 24, 1994.							
Marchment, Bryan	1997-03	D	27	334	15	53	66	706
	Acquired with David Shaw in exchange for Andrei Nazarov and Tampa Bay's option to swap first round picks in the 1998 NHL Entry Draft, March 24, 1998. Traded to Colorado in exchange for third (97th overall) and fifth round (163rd overall) selections in the 2003 NHL Entry Draft, March 8, 2003. 97th overall selection in 2003 traded to Calgary, along with a fifth round selection (143rd overall) and a sixth round selection (173rd overall) in the 2003 NHL Entry Draft in exchange for a second round selection (47th overall, Matthew Carle) in the 2003 NHL Entry Draft on June 21, 2003. 163rd overall selection in 2003 NHL Entry Draft traded back to Colorado in exchange for Scott Parker, June 21, 2003.							
Marleau, Patrick*	1997-07	C	12/14	717	219	272	491	252
	Selected in first round (second overall) of the 1997 NHL Entry Draft.							
Marshall, Jason	2003-04	D	6	12	0	2	2	8
	Acquired from Minnesota in exchange for fifth round selection (161st overall) in 2004 NHL Entry Draft. Became free agent July 1, 2004.							
Matteau, Stephane	1997-02	RW/LW	32/37	345	55	64	119	241
	Acquired from St. Louis in exchange for Darren Turcotte, July 25, 1997. Became free agent July 1, 2002.							

SHARKS ALL-TIME ROSTER

McDonough, Hubie	1992-93	C	27	30	6	2	8	6
	Acquired from N.Y. Islanders in exchange for cash considerations, Aug. 31, 1992. Became free agent, June 10, 1993.							
McCauley, Alyn	2002-06	C/LW	10	174	35	48	83	62
	Acquired from Toronto along with Brad Boyes and a first round selection (21st overall) in the 2003 NHL Entry Draft in exchange for Owen Nolan, March 5, 2003. 21st overall selection in 2003 later traded to Boston, along with a second round selection (66th overall) and a fourth round selection (107th overall) in the 2003 NHL Entry Draft in exchange for a first round selection (16th overall, Steve Bernier) in the 2003 NHL Entry Draft on June 21, 2003. Became a free agent on July 1, 2006.							
McGill, Bob	1991-92	D	25	62	3	1	4	70
	Acquired from Chicago in Expansion Draft, May 30, 1991. Traded to Detroit, along with an eighth round draft selection (189th overall) in the 1992 NHL Entry Draft in exchange for Johan Garpenlov, March 10, 1992.							
McGillis, Dan	2002-03	D	3	37	3	13	16	30
	Acquired from Philadelphia in exchange for Marcus Ragnarsson on Dec 6., 2001. Traded to Boston in exchange for a second round selection (50th overall) in the 2003 NHL Entry Draft, March 11, 2003. 50th overall selection in 2003 later traded to the N.Y. Rangers, along with a third round selection in the 2003 NHL Entry Draft (75th overall) in exchange for a second round selection (43rd overall, Joshua Hennessy) in the 2003 NHL Entry Draft, June 21, 2003.							
McHugh, Mike	1991-92	LW	22	8	1	0	1	14
	Acquired from Minnesota in Dispersal Draft, May 30, 1991. Traded to Hartford in exchange for Paul Fenton, Oct. 18, 1991.							
McLaren, Kyle*	2002-07	D	4	241	9	63	72	217
	Acquired from Boston along with a fourth round selection (126th overall, Torrey Mitchell) in the 2004 NHL Entry Draft in exchange for Jeff Jillson and Jeff Hackett, Jan. 23, 2003. Hackett was previously acquired from Montreal on Jan. 23, 2003 in exchange for Niklas Sundstrom and a third round selection (95th overall) in the 2004 NHL Entry Draft.							
McLean, Jeff	1993-94	C	43	6	1	0	1	0
	Selected by San Jose in 1991 Supplemental Draft (first overall). Became free agent, July 1, 1994.							
McSorley, Marty	1996-98	D	33	113	6	22	28	326
	Acquired from N.Y. Rangers in exchange for Jayson More, Brian Swanson and a fourth round selection in the 1997 NHL Entry Draft (82nd overall), Aug. 20, 1996. Became free agent, July 1, 1998.							
Michalek, Milan*	2003-07	LW	9	161	44	58	102	85
	Selected in first round (sixth overall) of the 2003 NHL Entry Draft.							
Montgomery, Jim	2000-01	C	26	28	1	6	7	19
	Signed as free agent, Aug. 14, 2000. Became free agent, July 1, 2001.							
Myhres, Brantt	1998-00	RW	33	43	1	1	2	213
	Signed as free agent, Sept. 11, 1998. Became free agent, July 1, 2000.							
Miller, Kevin	1994-96	RW/LW	8/12	89	28	27	55	54
	Acquired from St. Louis in exchange for Todd Elik, March 23, 1995. Traded to Pittsburgh in exchange for a fifth round selection in the 1996 NHL Entry Draft (132nd overall, traded to Boston with Jeff Odgers in exchange for Al Iafrate on June 21, 1996), March 20, 1996.							
Miller, Kip	1993-94	C	20	11	2	2	4	6
	Signed as free agent, Aug. 10, 1993. Became free agent July 1, 1994.							
More, Jay	1991-96	D	4	287	12	38	50	545
	Acquired from Montreal in Expansion Draft, May 30, 1991. Traded with Brian Swanson and a fourth round selection (82nd overall) in the 1997 NHL Entry Draft to N.Y. Rangers for Marty McSorley, Aug. 20, 1996.							
Morris, Jon	1992-93	C	9	13	0	3	3	6
	Claimed via waivers from New Jersey, March 13, 1993. Traded to Boston in exchange for future considerations, Oct. 29, 1993.							
Mullen, Brian	1991-92	LW	19	72	18	28	46	66
	Acquired from N.Y. Rangers in exchange for Tim Kerr, May 30, 1991. Traded to N.Y. Islanders in exchange for rights to Marcus Thuresson, Aug. 24, 1992.							



Douglas Murray

SHARKS ALL-TIME ROSTER

Murphy, Joe	1997-99	RW	17	86	30	27	57	87
	Acquired with cash considerations from St. Louis in exchange for Todd Gill, March 24, 1998. Became free agent, July 1, 1999.							
Murray, Douglas*	2005-07	D	41/3	69	0	4	4	58
	Selected in the eighth round (241st overall) in the 1999 NHL Entry Draft.							

-N-O-

Nazarov, Andrei	1993-98	LW	23/62	169	23	28	51	490
	Selected in first round (10th overall) of the 1992 NHL Entry Draft. Traded to Tampa Bay with the option to swap first round selections with San Jose in the 1998 NHL Entry Draft in exchange for Bryan Marchment and David Shaw, March 24, 1998.							
Nicholls, Bernie	1996-98	C	9	135	18	57	75	93
	Signed as free agent, July 30, 1996. Retired, Nov. 22, 1998							
Nieminen, Ville	2005-07	LW	15	52	4	5	9	24
	Acquired from New York Rangers in exchange for a third round selection (83rd overall) in the 2006 NHL Entry Draft. Traded to St. Louis along with Jay Barringall and a first round selection (26th overall) in the 2007 NHL Entry Draft in exchange for Bill Guerin on Feb. 27, 2007.							
Nolan, Owen	1995-03	RW	11	568	206	245	451	934
	Acquired from Colorado in exchange for Sandis Ozolinsh, Oct. 26, 1995. Traded to Toronto in exchange for Alyn McCauley, Brad Boyes and a first round selection (21st overall) in the 2003 NHL Entry Draft, March 5, 2003. 21st overall selection in 2003 later traded to Boston, along with a second round selection (66th overall) and a fourth round selection (107th overall) in the 2003 NHL Entry Draft in exchange for a first round selection (16th overall, Steve Bernier) in the 2003 NHL Entry Draft on June 21, 2003.							
Norton, Jeff	93-95, 98-00, 00-01	D	8/5	225	12	81	9	174
	Acquired from N.Y. Islanders in exchange for a third round selection (63rd overall) in the 1994 NHL Entry Draft, June 20, 1993. Traded to St. Louis along with a third round selection (55th overall) in the 1997 NHL Entry Draft in exchange for Craig Janney, March 6, 1995. Acquired from Florida in exchange for Alex Hicks and a fifth round selection (140th overall) in the 1999 NHL Entry Draft, Nov. 11, 1998. Became free agent, July 1, 2000. Acquired from Pittsburgh in exchange for Bobby Dollas and Johan Hedberg, March 12, 2001. Became free agent, July 1, 2001.							

SHARKS ALL-TIME ROSTER

Odgers, Jeff	1991-96	RW	36	334	48	34	82	1001
	Signed as free agent, Sept. 3, 1991. Traded to Boston with a fifth round selection in the 1996 NHL Entry Draft (132nd overall, previously acquired from Pittsburgh in exchange for Kevin Miller, March 20, 1996) in exchange for Al Iafate, June 21, 1996.							
Otevrel, Jaroslav	1992-94	LW	42/50	16	3	4	7	2
	Selected in seventh round (133rd overall) of the 1991 NHL Entry Draft. Became a free agent, July 1, 1994.							
Ozolins, Sandis	1992-95	D	6	173	43	73	116	98
	Selected in second round (30th overall) of the 1991 NHL Entry Draft. Traded to Colorado in exchange for Owen Nolan, Oct. 26, 1995.							

-P-

Parker, Scott	2003-07	RW	27	71	2	3	5	161
	Acquired from Colorado in exchange for a fifth round selection (163rd overall) in 2003 NHL Entry Draft, June 21, 2003. Traded to Colorado in exchange for a sixth round selection in the 2008 NHL Entry Draft on Feb. 27, 2007.							
Pavelich, Mark	1991-92	C	16	2	0	1	1	4
	Signed as free agent, Aug. 9, 1991. Released, Oct. 8, 1991.							
Pavelski, Joe*	2006-07	C	53/8	46	14	14	28	18
	Selected in the in the seventh round (205th overall) of the 2003 NHL Entry Draft.							
Pederson, Mark	1992-93	LW	18	27	7	3	10	22
	Acquired from Philadelphia in exchange for Dave Snuggerud, Dec. 19, 1992. Released, Aug. 10, 1993.							
Pederson, Tom	1991-96	D	41	225	19	47	66	133
	Acquired from Minnesota in Dispersal Draft, May 30, 1991. Became free agent, July 1, 1996.							
Peltonen, Ville	1995-97	LW	37	59	4	14	18	14
	Selected in third round (58th overall) of 1993 NHL Entry Draft. Traded to Nashville in exchange for a fifth round selection in the 1998 NHL Entry Draft (116th overall), June 26, 1998. 116th overall selection in 1998 later traded to Phoenix for a fifth round selection (145th overall) in the 1999 NHL Entry Draft, June 27, 1998. 145th overall selection in 1999 later traded to Montreal on March 23, 1999 as part of Vincent Damphousse deal.							
Picard, Michel	1992-93	LW	44	25	4	0	4	24
	Acquired from Hartford in exchange for future considerations, Oct. 9, 1992. Became free agent, July 1, 1993.							
Plihal, Tomas*	2006-07	LW	3	0	0	0	0	0
	Selected in the fifth round (140th overall) of the 2001 NHL Entry Draft.							
Potomski, Barry	1997-98	LW	24	9	0	1	1	30
	Signed as free agent, Aug. 15, 1997. Became free agent, July 1, 1998.							
Presley, Wayne	1991-92	RW	7	47	8	14	22	76
	Acquired from Chicago in exchange for third round selection (54th overall) in the 1993 NHL Entry Draft, Sept. 20, 1991. Traded to Buffalo in exchange for Dave Snuggerud, March 9, 1992.							
Primeau, Wayne	2002-06	C	15	100	15	24	39	107
	Acquired from Pittsburgh in exchange for Matt Bradley, March 11, 2003. Traded to Boston along with Brad Stuart and Marco Sturm in exchange for Joe Thornton, Nov. 30, 2005.							
Preissing, Tom	2003-06	D	42	143	13	49	62	38
	Signed as a free agent, April 4, 2003. Traded to Chicago along with Josh Hennessy in exchange for Mark Bell on July 10, 2006.							

-Q-

Quintin, J.F.	1991-93	LW	28	22	5	5	10	4
	Acquired from Minnesota in Dispersal Draft, May 30, 1991. Became free agent, June 10, 1993.							

SHARKS ALL-TIME ROSTER

-R-S-

Racine, Yves	1995-96	D	34	32	1	16	17	28	Claimed off waivers from Montreal, Jan. 23, 1996. Traded to Calgary Flames for future considerations, Dec. 18, 1996.
Ragnarsson, Marcus	1995-03	D	10/33	519	28	125	153	392	Selected by San Jose in the fifth round (99th overall) of 1992 NHL Entry Draft. Traded to Philadelphia in exchange for Dan McGillis, Dec. 6, 2003.
Rathje, Mike	1993-04	D	2/40	671	27	128	155	439	Selected by San Jose in first round (third overall) of the 1992 NHL Entry Draft. Became free agent, Aug. 1, 2005.
Ricci, Mike	1997-04	C	18	529	101	162	263	355	Acquired from Colorado, along with a second round selection (50th overall) in the 1998 NHL Entry Draft in exchange for Shean Donovan and a first round selection (12th overall) in the 1998 NHL Entry Draft, Nov. 21, 1997. 50th overall selection in 1998 later traded to Buffalo, along with Kay Whitmore in exchange for Steve Shields and a fourth round selection (104th overall, Miroslav Zalesak) on June 18, 1998. Became free agent on July 1, 2004.
Rissmiller, Patrick*	2003-07	C	34	101	10	18	28	30	Signed as a free agent, June 30, 2003.
Rivet, Craig*	2007	D	52	17	1	7	8	12	Acquired from Montreal along with a fifth round selection in the 2008 NHL Entry Draft in exchange for Josh Gorges and the Sharks first round selection in the 2007 NHL Entry Draft (22nd overall) on Feb. 25, 2007.
Rouse, Bob	1998-00	D	3	96	0	12	12	63	Signed as free agent, July 13, 1998. Contract bought out, Jan. 5, 2000.
Samuelsson, Mikael	2000-01	RW	28	4	0	0	0	0	Selected by San Jose in the fifth round (145th overall) in the 1998 NHL Entry Draft. Traded to N.Y. Rangers with Christian Gosselin and a seventh round selection (226th overall) in the 2002 NHL Entry Draft in exchange for Adam Graves, Rich Pilon and future considerations, June 24, 2001.
Scremin, Claudio	1991-93	D	45	17	0	1	1	29	Signed as free agent, Sept. 3, 1991. Became free agent, July 1, 1993.
Selanne, Teemu	2000-03	RW/LW	8	176	64	67	131	70	Acquired from Anaheim in exchange for Jeff Friesen, Steve Shields and a second round selection (36th overall) in the 2003 NHL Entry Draft, March 5, 2001. Became free agent, July 1, 2003.
Sheppard, Ray	1995-96	RW	26	51	27	19	46	10	Acquired from Detroit in exchange for Igor Larionov, Oct. 24, 1995. Traded to Florida along with a fourth round selection (82nd overall) in the 1996 NHL Entry Draft in exchange for a second round selection (46th overall) and a fourth round selection (102nd overall, Matt Bradley) in the 1996 NHL Entry Draft, March 16, 1996. The 46th overall selection in 1996 was later traded to Chicago, along with an additional second round selection (31st overall, previously acquired from Winnipeg in a March 18, 1996 trade) in exchange for a first round selection in the 1996 NHL Entry Draft (21st overall, Marco Sturm), June 22, 1996.
Skalde, Jarrod	1997-99	C	8	38	5	7	12	18	Signed as free agent, Aug. 13, 1997. Claimed off waivers by Chicago, Jan. 8, 1998. Claimed off waivers from Chicago, Jan. 22, 1998. Claimed off waivers by Dallas, Jan. 17, 1998. Claimed off waivers from Chicago, March 6, 1998. Became a free agent, July 1, 2000.
Skriko, Petri	1992-93	C	26	17	4	3	7	6	Signed as free agent, Aug. 27, 1992. Placed on waivers for purposes of unconditional release, Nov. 30, 1992.
Smith, Mark	2000-07	C	16	323	22	44	66	398	Selected by San Jose in the ninth round (219th overall) in the 1997 NHL Entry Draft. Became free agent, July 1, 2007.
Snuggerud, Dave	1991-93	LW	18	36	4	6	10	18	Acquired from Buffalo in exchange for Wayne Presley, March 9, 1992. Traded to Philadelphia in exchange for Mark Pederson, Dec. 19, 1992.
Stern, Ron	1998-00	RW	22	145	11	14	25	309	Signed as free agent, Aug. 25, 1998. Retired, Sept. 22, 2000.

SHARKS ALL-TIME ROSTER

Stevenson, Grant	2005-06	RW	37/55	47	10	12	22	14
	Signed as free agent, April 18, 2003. Became free agent, July 1, 2007.							
Stuart, Brad	1999-06	D	7	377	36	117	153	221
	Selected by San Jose in the first round (third overall) of the 1998 NHL Entry Draft. Traded to Boston along with Wayne Primeau and Marco Sturm in exchange for Joe Thornton, Nov. 30, 2005.							
Sturm, Marco	1997-06	LW/C	19	553	128	145	273	242
	Selected by San Jose in the first round (21st overall) of the 1996 NHL Entry Draft. Traded to Boston along with Wayne Primeau and Brad Stuart in exchange for Joe Thornton, Nov. 30, 2005							
Sullivan, Mike	1991-93	C	47	171	16	21	37	49
	Signed as free agent, Aug. 9, 1991. Claimed by Calgary via waivers, Jan. 6, 1994.							
Sundstrom, Niklas	1999-03	RW	24	281	33	104	137	122
	Acquired from Tampa Bay along with a third round selection (74th overall) in the 2000 NHL Entry Draft, in exchange for Andrei Zyuzin, Bill Houlder, Steve Guolla and Shawn Burr, Aug. 4, 1999. 74th overall selection in 2000 was later traded to Chicago, along with an additional second round selection in 2000 (49th overall) in exchange for a second round selection in 2000 (41st overall, Tero Maatta), June 24, 2000. Traded to Montreal along with a third round selection (95th overall) in the 2004 NHL Entry Draft in exchange for Jeff Hackett, Jan. 23, 2003. Hackett immediately traded to Boston along with Jeff Jillson in exchange for Kyle McLaren and a fourth round selection (126th overall, Torrey Mitchell) in the 2004 NHL Entry Draft.							
Suter, Gary	1998-02	D	20	227	22	79	101	193
	Acquired rights from Chicago on June 27, 1998 in exchange for a ninth round selection (240th overall) in the 1998 NHL Entry Draft. Signed as a free agent, July 1, 1998. Retired, Sept 10, 2002.							
Sutter, Ron	1996-00	C	12	272	15	26	41	161
	Signed as free agent, Oct. 12, 1996. Became a free agent, July 1, 2000.							
Sutton, Andy	1998-00	D	42	71	1	4	5	145
	Signed as free agent, March 20, 1998. Traded to Minnesota along with a seventh round selection (214th overall) in the 2000 NHL Entry Draft and a third round selection (85th overall) in the 2001 NHL Entry Draft in exchange for an eighth round selection in the 2001 NHL Entry Draft (233rd overall, traded to Calgary in exchange for Bill Lindsay on March 6, 2001) and future considerations (protection of Evgeni Nabokov in the 2000 NHL Expansion Draft), June 12, 2000.							
Sutton, Ken	1997-98	D	5	8	0	0	0	15
	Acquired with John MacLean from New Jersey in exchange for Doug Bodger and Dody Wood, Dec. 7, 1997. Traded to New Jersey in exchange for a fifth round selection (155th overall, Niko Dimitrakos) in the 1999 NHL Entry Draft, Aug. 26, 1998.							
Sykora, Michal	1993-97	D	38	152	7	29	36	137
	Selected by San Jose in the sixth round (123rd overall) of the 1992 NHL Entry Draft. Traded to Chicago with Ulf Dahlen and Chris Terreri in exchange for Ed Belfour, Jan. 25, 1997.							

-T-

Tancill, Chris	1994-97	RW/LW	18	96	14	27	41	38
	Signed as free agent, Aug. 31, 1994. Became a free agent, July 1, 1997.							
Thornton, Joe*	2005-07	C	19	140	42	164	206	99
	Acquired from Boston in exchange for Wayne Primeau, Brad Stuart and Marco Sturm, Nov. 30, 2005.							
Thornton, Scott	2000-06	LW	17	342	77	70	147	439
	Signed as free agent, July 1, 2000. Became a free agent on July 1, 2006.							
Turcotte, Darren	1995-97	C	9/47	74	22	26	48	20
	Acquired from Winnipeg with a second round selection (31st overall) in the 1996 NHL Entry Draft in exchange for Craig Janney, March 18, 1996. The 31st overall selection in 1996 was later traded to Chicago, along with an additional 1996 second round selection (46th overall, previously acquired from Detroit on March 16, 1996) in exchange for a first round selection (21st overall, Marco Sturm), June 22, 1996. Traded to St. Louis in exchange for Stephane Matteau, July 25, 1997.							

SHARKS ALL-TIME ROSTER

-U-V-W-

Vlasic, Marc-Edouard*	2006-07	D	44	81	3	23	26	18
	Selected in the second round (35th overall) of the 2005 NHL Entry Draft.							
Whitney, Ray	1991-97	LW/C	14/43	200	48	73	121	52
	Selected in second round (23rd overall) of the 1991 NHL Entry Draft. Contract bought out, Aug. 21, 1997.							
Widmer, Jason	1996-97	D	5	2	0	1	1	0
	Signed as free agent, Aug 26, 1996. Became free agent, July 1, 1998.							
Wilkinson, Neil	1991-93	D	5/45	119	5	22	27	203
	Acquired from Minnesota in Dispersal Draft, May 30, 1991. Traded to Chicago as future considerations in June 18, 1993 trade for Jimmy Waite, July 9, 1993.							
Williams, David	1991-93	D	3/41	96	4	36	40	89
	Signed as free agent, Aug. 9, 1991. Selected by Anaheim in Expansion Draft, June 24, 1993.							
Wilson, Doug	1991-93	D	24	86	12	36	48	66
	Acquired from Chicago in exchange for Kerry Toporowski and a second round selection (27th overall) in the 1992 NHL Entry Draft, Sept. 6, 1991. Retired, Sept. 10, 1993.							
Wiseman, Chad	2002-03	LW	49	4	0	0	0	4
	Selected in the eighth round (246th overall) of the 2000 NHL Entry Draft. Traded to the N.Y. Rangers in exchange for Nils Ekman, Aug. 12, 2003.							
Wood, Dody	1992-98	LW/C	16/45	106	8	10	18	471
	Selected in the third round (45th overall) of the 1991 NHL Entry Draft. Traded with Doug Bodger to New Jersey in exchange for John MacLean and Ken Sutton, Dec. 7, 1997.							

-X-Y-Z-

Yegorov, Alexei	1995-99	C	48	11	3	3	6	2
	Selected in third round (66th overall) of 1994 NHL Entry Draft. Selected by Atlanta in the 1999 Expansion Draft.							
Zalesak, Miroslav	2002-04	RW	46/32	12	1	2	3	0
	Selected in the fourth round (104th overall) in the 1998 NHL Entry Draft. Became free agent, Aug. 1, 2005.							
Zettler, Rob	1991-94	D	2	196	1	18	19	314
	Acquired from Minnesota in Dispersal Draft, May 30, 1991. Traded to Philadelphia in exchange for Vyacheslav Butsayev, Feb. 1, 1994.							
Zmolek, Doug	1992-94	D	19	152	5	14	19	351
	Acquired from Minnesota in Dispersal Draft, May 30, 1991. Traded with Mike Lalor to Dallas in exchange for Ulf Dahlen, March 19, 1994.							
Zyuzin, Andrei	1997-99	D	20/4	81	9	8	17	104
	Selected in the first round (second overall) of the 1996 NHL Entry Draft. Traded along with Shawn Burr, Bill Houlder and Stephen Guolla to Tampa Bay in exchange for Niklas Sundstrom and a third round selection (74th overall) in the 2000 NHL Entry Draft, Aug. 4, 1999. 74th overall selection later traded to Chicago, along with an additional second round selection in 2000 (49th overall), in exchange for a second round selection in 2000 (41st overall, Tero Maatta), June 24, 2000.							

GOALTENDERS

	Years	No	GP	MINS	GA	W-L-T	SO	GAA
Belfour, Ed	1996-97	20/30	13	757	43	3-9-0	1	3.41
	Acquired from Chicago in exchange for Ulf Dahlen, Michal Sykora and Chris Terreri, Jan. 25, 1997. Became a free agent, July 1, 1997.							
Flaherty, Wade	1991-97	31/35	53	2586	185	10-26-2	1	4.29
	Signed as free agent, Sept. 3, 1991. Became a free agent, July 1, 1997.							
Gauthier, Sean	1998-99	30	1	3	0	0-0-0	0	0.00
	Signed as a free agent, July 22, 1998. Became a free agent, July 1, 1999.							
Hackett, Jeff	1991-93	30	78	4314	324	13-57-2	0	4.51
	Acquired from N.Y. Islanders in Expansion Draft, May 30, 1991. Traded to Chicago in exchange for a third round selection (66th overall, Alexei Yegorov) in the 1994 NHL Entry Draft, July 13, 1993.							

SHARKS ALL-TIME ROSTER

Hayward, Brian	1991-93	1	25	1235	111	3-18-1	0	5.39	Acquired from Minnesota in Dispersal Draft, May 30, 1991. Became free agent, June 10, 1993.
Hrudey, Kelly	1996-98	32	76	3564	202	20-40-7	1	3.04	Signed as free agent, July 18, 1996. Retired, July 30, 1998.
Irbe, Arturs	1991-96	32	183	10286	595	57-91-26	8	3.47	Acquired from Minnesota in Dispersal Draft, May 30, 1991. Became a free agent, July 1, 1996.
Kiprusoff, Miikka	2000-04	37/34	47	2390	113	14-21-3	3	2.84	Selected by San Jose in the fifth round (116th overall) of the 1995 NHL Entry Draft. Traded to Calgary in exchange for a second round selection (35th overall, Marc-Edouard Vlasic) in 2005 NHL Entry Draft, Nov. 16, 2003.
Nabokov, Evgeni*	1999-07	20/35	353	20051	811	162-129-4034	2.43		Selected by San Jose in the ninth round (215th overall) of the 1994 NHL Entry Draft.
Muzzatti, Jason	1997-98	30	1	27	2	0-0-0	0	4.44	Acquired from N.Y. Rangers in exchange for Richard Brennan, March 24, 1998. Became free agent, July 1, 1998.
Myllys, Jarmo	1991-92	35	27	1374	115	3-18-1	0	5.02	Acquired from Minnesota in Dispersal Draft, May 30, 1991. Traded to Toronto in exchange for future considerations, June 15, 1992.
Sarjeant, Geoff	1995-96	29	4	171	14	0-2-1	0	4.91	Signed as free agent, Sept. 7, 1995. Became a free agent, July 1, 1996.
Schaefer, Nolan	2005-06	31	7	352	11	5-1-0	1	1.88	Selected by San Jose in the fifth round (166th overall) of the 2000 NHL Entry Draft. Traded to Pittsburgh in exchange for a seventh round selection (201st overall, Justin Braun) in the 2007 NHL Entry Draft, Feb. 27, 2007.
Shields, Steve	1998-01	31	125	7094	289	48-49-2110	2.44		Acquired from Buffalo, along with a fourth round selection (104th overall, Miroslav Zalesak) in the 1998 NHL Entry Draft in exchange for Kay Whitmore, a second round selection (50th overall, previously acquired from Colorado, Nov. 20, 1997) and a fifth round selection (150th overall) in the 2000 NHL Entry Draft, June 18, 1998. Traded to Anaheim, along with Jeff Friesen and a second round (36th overall) selection in the 2003 NHL Entry Draft in exchange for Teemu Selanne, March 5, 2001.
Terreri, Chris	1995-97	30	68	3716	210	19-39-4	0	3.39	Acquired from New Jersey in exchange for second round selection (28th overall) in the 1996 NHL Entry Draft, Nov. 15, 1995. Traded with Ulf Dahlen and Michal Sykora to Chicago in exchange for Ed Belfour, Jan. 25, 1997.
Toskala, Vesa	2001-07	35/29	115	6269	245	65-28-108	2.35		Selected by San Jose in the fourth round (90th overall) of the 1995 NHL Entry Draft. Traded to Toronto, along with Mark Bell, in exchange for a first round selection (13th overall, traded to St. Louis on June 22, 2007) in the 2007 NHL Entry Draft, a second round selection (44th overall, traded to St. Louis on June 22, 2007) and a fourth round selection in the 2009 NHL Entry Draft on June 22, 2007.
Vernon, Mike	1997-99	29	111	6395	253	46-44-18	9	2.30	Acquired from Detroit in exchange for a second round selection (41st overall) in the 1998 NHL Entry Draft and a second round selection (47th overall) in the 1999 NHL Entry Draft, Aug. 18, 1997. Traded to Florida along with a third round selection (82nd overall) in the 2000 NHL Entry Draft in exchange for Radek Dvorak. Dvorak immediately traded to N.Y. Rangers in exchange for Todd Harvey and a fourth round selection (107th overall, Dimitri Patzold) in the 2001 NHL Entry Draft, Dec. 30, 1999.
Waite, Jimmy	1993-95	29	15	697	50	3-7-0	0	4.30	Acquired from Chicago in exchange for future considerations (Neil Wilkinson on July 9, 1993), June 18, 1993. Traded to Chicago in exchange for fourth round selection (93rd overall) in the 1997 NHL Entry Draft on Feb. 6, 1995. 93rd overall selection in 1997 was later traded to N.Y. Rangers, along with a 1997 sixth round selection (136th overall) in exchange for a fourth round selection (82nd overall, Adam Colagiaco), June 21, 1997.

ALL-TIME SHARKS SCORING

Rank	POS	NO	PLAYER	GP	G	A	PTS	+/-	PIM	PP	SH	GW	S	PCTG	GT	PT/GM	S/GM
1	C	12,14	Patrick Marleau	717	219	272	491	4	252	67	2	41	1484	14.8	2	0.68	2.1
2	R	11	Owen Nolan	568	206	245	451	-34	934	75	14	25	1668	12.4	6	0.79	2.9
3	C/L	39,19	Jeff Friesen	512	149	201	350	-19	316	43	13	25	1121	13.3	3	0.68	2.2
4	C	25	Vincent Damphousse	385	92	197	289	14	316	39	3	19	852	10.8	2	0.75	2.2
5	C/L	19	Marco Sturm	553	128	145	273	42	242	32	14	27	1119	11.4	4	0.49	2.0
6	C	18	Mike Ricci	529	101	162	263	19	355	38	6	15	723	14.0	1	0.50	1.4
7	R	14	Jonathan Cheechoo	305	130	95	225	34	199	47	2	28	836	15.6	2	0.74	2.7
8	C	19	Joe Thornton	140	42	164	206	55	99	18	0	9	348	12.1	0	1.47	2.5
9	R	17	Pat Falloon	258	76	86	162	-65	75	16	1	6	614	12.4	3	0.63	2.4
10	D	2,40	Mike Rathje	671	27	128	155	11	439	11	1	2	687	3.9	0	0.23	1.0
11	D	7	Brad Stuart	377	36	117	153	27	221	16	1	8	581	6.2	1	0.41	1.5
12	D	10,33	Marcus Ragnarsson	519	28	125	153	-25	392	12	0	5	558	5.0	0	0.29	1.1
13	L	17	Scott Thornton	342	77	70	147	-6	439	16	0	10	616	12.5	2	0.43	1.8
14	R/L	94,27,41,15	Alexander Korolyuk	296	62	80	142	26	140	13	0	5	540	11.5	2	0.48	1.8
15	R	24	Niklas Sundstrom	281	33	104	137	22	122	6	3	2	300	11.0	4	0.49	1.1
16	L	10	Johan Garpenlov	184	46	86	132	-22	90	22	0	5	333	13.8	0	0.72	1.8
17	R	8	Teemu Selanne	176	64	67	131	-16	70	18	1	15	486	13.2	1	0.74	2.8
18	D	22,6,43	Scott Hannan	508	25	102	127	45	329	3	1	4	596	4.2	0	0.25	1.2
19	L/C	43,14	Ray Whitney	200	48	73	121	-49	52	10	2	3	307	15.6	1	0.61	1.5
20	L	32,37	Stephane Matteau	345	55	64	119	12	241	3	1	8	348	15.8	2	0.34	1.0
21	D	6	Sandis Ozolinsh	173	43	73	116	3	98	10	1	5	344	12.5	0	0.67	2.0
22	C	11	Kelly Kisio	126	37	78	115	-22	144	11	5	4	220	16.8	0	0.91	1.7
23	L	28	Nils Ekman	159	43	69	112	50	88	6	4	7	323	13.3	1	0.70	2.0
24	R	9	Milan Michalek	161	44	58	102	19	85	15	0	11	351	12.5	0	0.63	2.2
25	D	20	Gary Suter	227	22	79	101	28	193	9	1	2	507	4.3	1	0.44	2.2
26	R	21	Tony Granato	278	57	42	99	1	387	10	2	8	567	10.1	1	0.36	2.0
27	R	22	Ulf Dahlen	161	41	52	93	-34	46	15	1	9	309	13.3	1	0.58	1.9
28	D	5, 8	Jeff Norton	225	12	81	93	21	174	3	0	1	231	5.2	0	0.41	1.0
29	R	24	Sergei Makarov	123	40	52	92	7	118	11	0	6	211	19.0	1	0.75	1.7
30	C	10	Alyn McCauley	174	35	48	83	18	62	12	2	7	280	12.5	0	0.48	1.6
31	R/C	13,9	Todd Harvey	301	34	49	83	28	335	3	0	3	306	11.1	0	0.28	1.0
32	C	27	Todd Elik	97	32	51	83	0	107	13	0	4	230	13.9	2	0.86	2.4
33	R	36	Jeff Odgers	334	48	34	82	-72	1001	13	0	2	368	13.0	2	0.25	1.1
34	C	7	Igor Larionov	97	23	59	82	11	54	4	2	3	146	15.8	1	0.85	1.5
35	C	15	Craig Janney	98	18	64	82	-39	36	7	0	2	109	16.5	0	0.84	1.1
36	R	37	Rob Gaudreau	143	38	40	78	-28	46	11	2	5	342	11.1	0	0.55	2.4
37	C	9	Bernie Nicholls	135	18	57	75	-29	93	5	1	0	229	7.9	1	0.56	1.7
38	D	4	Kyle McLaren	241	9	63	72	16	217	1	1	1	220	4.1	0	0.30	0.9
39	C/L	25,47	Viktor Kozlov	174	29	40	69	-38	50	7	0	4	365	7.9	0	0.40	2.1
40	D	44,10	Christian Ehrhoff	187	16	52	68	22	109	8	0	5	346	4.6	0	0.36	1.9
41	C	16	Mark Smith	323	22	44	66	-4	398	4	1	2	316	7.0	0	0.20	1.0
42	D	41	Tom Pederson	225	19	47	66	-36	133	6	0	4	405	4.7	3	0.29	1.8
43	D	27	Bryan Marchment	334	13	53	66	33	706	0	1	3	320	4.1	1	0.20	1.0
44	D	2	Bill Houlder	158	16	48	64	21	88	11	0	7	217	7.4	0	0.41	1.4
45	C	13	Jamie Baker	186	35	27	62	-23	139	2	7	2	246	14.2	0	0.33	1.3
46	D	42	Tom Preissing	143	13	49	62	25	38	4	0	3	220	5.9	1	0.43	1.5
47	R	46,26	Steve Bernier	101	29	29	58	9	64	8	1	5	179	16.2	0	0.57	1.8

ALL-TIME SHARKS SCORING

Rank	POS	NO	PLAYER	GP	G	A	PTS	+/-	PIM	PP	SH	GW	S	PCTG	GT	PT/GM	S/GM
48	R	17	Joe Murphy	86	30	27	57	11	87	9	0	2	205	14.6	1	0.66	2.4
49	C	8,12	Dean Evason	158	23	34	57	-57	231	4	0	2	195	11.8	1	0.36	1.2
50	L/R	8,12	Kevin Miller	89	28	27	55	-8	54	3	3	4	187	15.0	2	0.62	2.1
51	RW	23	Nicholas Dimitrakos	134	19	34	53	-1	83	5	0	4	216	8.8	1	0.40	1.6
52	L	23,62	Andrei Nazarov	169	23	28	51	-24	490	3	0	2	221	10.4	0	0.30	1.3
53	D	4	Jay More	287	12	38	50	-97	545	1	1	1	297	4.0	0	0.17	1.0
54	RW	9	Adam Graves	163	26	23	49	-3	83	2	3	1	257	10.1	0	0.30	1.6
55	D	3,5	Doug Bodger	166	9	40	49	-32	146	3	0	2	231	3.9	0	0.30	1.4
56	C	8,9,47	Darren Turcotte	74	22	26	48	0	20	3	2	6	159	13.8	0	0.65	2.1
57	D	24	Doug Wilson	86	12	36	48	-66	66	5	0	0	233	5.2	1	0.56	2.7
58	D	25,18	Matthew Carle	89	14	34	48	7	44	10	0	2	122	11.5	0	0.54	1.4
59	C	9	Brian Lawton	80	17	30	47	-34	54	7	0	1	160	10.6	0	0.59	2.0
60	R	26	Ray Sheppard	51	27	19	46	-19	10	12	0	4	170	15.9	0	0.90	3.3
61	L	19	Brian Mullen	72	18	28	46	-14	66	5	3	1	168	10.7	0	0.64	2.3
62	C/L	22,32	Murray Craven	129	16	29	45	-1	47	2	4	4	180	8.9	0	0.35	1.4
63	L/R	15	David Bruce	79	24	19	43	-36	79	12	1	1	178	13.5	0	0.54	2.3
64	L	12,22	Bob Errey	107	17	26	43	-9	173	5	0	2	146	11.6	0	0.40	1.4
65	R	42	Shean Donovan	181	25	17	42	-38	109	0	2	2	225	11.1	0	0.23	1.2
66	D	23	Todd Gill	143	8	34	42	-33	132	4	0	1	201	4.0	0	0.29	1.4
67	C	12	Ron Sutter	272	15	26	41	-21	161	1	3	4	270	5.6	0	0.15	1.0
68	L/R	18	Chris Tancill	96	14	27	41	-16	38	1	2	0	152	9.2	0	0.43	1.6
69	D	3,41	David Williams	96	4	36	40	-40	89	3	0	1	151	2.6	0	0.42	1.6
70	C	15	Wayne Primeau	100	15	24	39	0	107	1	2	2	190	7.9	0	0.39	1.9
71	L	11	Gaetan Duchesne	117	14	25	39	2	44	0	1	3	169	8.3	0	0.33	1.4
72	L	29	Ryane Clowe	93	16	22	38	0	96	4	0	3	119	13.4	0	0.41	1.3

Marcel Goc, Patrick Marleau and Milan Michalek



ALL-TIME SHARKS SCORING

Rank	POS	NO	PLAYER	GP	G	A	PTS	+/-	PIM	PP	SH	GW	S	PCTG	GT	PT/GM	S/GM
73	C	32,47	Mike Sullivan	171	16	21	37	-63	49	1	4	2	188	8.5	0	0.22	1.1
74	D	38	Michal Sykora	152	7	29	36	-12	137	2	0	0	147	4.8	0	0.24	1.0
75	C	11	Marcel Goc	159	13	22	35	-9	46	2	1	2	192	6.8	0	0.22	1.2
76	R	25	Mike Grier	81	16	17	33	-5	43	2	3	1	125	12.8	0	0.41	1.5
77	R	15	John MacLean	51	13	19	32	0	28	5	0	2	139	9.4	1	0.63	2.7
78	R	28,44	Matt Bradley	121	12	17	29	21	99	0	0	2	100	12.0	0	0.24	0.8
79	C	33	Dale Craigwell	98	11	18	29	-20	28	4	1	2	80	13.8	0	0.30	0.8
80	L	15,26	Dave Lowry	143	11	17	28	-4	93	2	0	1	130	8.5	1	0.20	0.9
81	D	33	Marty McSorley	113	6	22	28	4	326	0	1	1	120	5.0	1	0.25	1.1
82	C	34	Patrick Rissmiller	101	10	18	28	2	30	2	0	1	128	7.8	0	0.28	1.3
83	C	8,53	Joe Pavelski	46	14	14	28	4	18	5	0	3	111	12.6	0	0.61	2.4
84	C/L	17	Stephen Guolla	64	16	11	27	-9	20	2	0	2	112	14.3	1	0.42	1.8
85	D	5	Neil Wilkinson	119	5	22	27	-61	203	1	1	0	146	3.4	0	0.23	1.2
86	C	16	Perry Berezan	94	15	11	26	-44	58	5	2	2	149	10.1	0	0.28	1.6
87	D	44	Marc-Edouard Vlasic	81	3	23	26	13	18	2	0	0	66	4.5	0	0.32	0.8
88	R	22	Ronnie Stern	145	11	14	25	-12	309	1	0	2	157	7.0	0	0.17	1.1
89	D	43	Al Iafate	59	8	16	24	-11	119	5	0	0	128	6.3	0	0.41	2.2
90	D	5	Jeff Jillson	74	5	19	24	-5	38	3	0	2	69	7.2	0	0.32	0.9
91	D	21	Jim Fahey	79	1	23	24	-16	65	0	0	0	107	0.9	0	0.30	1.4
92	C	37	Curtis Brown	90	10	14	24	-1	62	0	2	3	105	9.5	0	0.27	1.2
93	C	37, 55	Grant Stevenson	47	10	12	22	-7	14	5	0	2	67	14.9	0	0.47	1.4
94	R	7	Wayne Presley	47	8	14	22	-29	76	3	0	0	114	7.0	0	0.47	2.4
95	D	26,44	Vlastimil Kroupa	103	4	18	22	-47	66	2	0	1	55	7.3	0	0.21	0.5
96	L	7	Mark Bell	71	11	10	21	-9	83	3	0	2	116	9.5	0	0.30	1.6
97	R	39	Ed Courtenay	44	7	13	20	-21	10	2	0	1	63	11.1	0	0.45	1.4
98	D	19	Doug Zmolek	152	5	14	19	-59	351	2	0	0	123	4.1	0	0.13	0.8
99	D	2	Rob Zettler	196	1	18	19	-80	314	0	0	0	160	0.6	0	0.10	0.8
100	C/L	45,16	Dody Wood	106	8	10	18	-11	471	0	1	0	95	8.4	0	0.17	0.9
101	D	4	Greg Hawgood	63	6	12	18	-22	69	3	0	0	83	7.2	1	0.29	1.3
102	L	7,37	Ville Peltonen	59	4	14	18	-15	14	1	0	0	93	4.3	0	0.31	1.6
103	D	20, 4	Andrei Zyuzin	81	9	8	17	13	104	4	0	2	116	7.8	0	0.21	1.4
104	D	38	Pat MacLeod	50	5	12	17	-51	14	3	0	0	97	5.2	0	0.34	1.9
105	D	47,34	Yves Racine	32	1	16	17	-3	28	0	0	0	35	2.9	0	0.53	1.1
106	L/C	14	Steve Bozek	58	8	8	16	-30	27	2	0	0	105	7.6	0	0.28	1.8
107	L	20	John Carter	59	7	9	16	-27	81	0	1	0	115	6.1	0	0.27	1.9
108	D	3	Daniel McGillis	37	3	13	16	-6	30	2	0	0	71	4.2	1	0.43	1.9
109	L	22	Paul Fenton	60	11	4	15	-39	33	3	2	1	96	11.5	0	0.25	1.6
110	D	6	Ken Hammond	46	5	10	15	-17	82	2	0	0	93	5.4	0	0.33	2.0
111	D	2	Jim Kyte	75	3	12	15	-19	179	0	0	1	46	6.5	0	0.20	0.6
112	D	5, 38	Rob Davison	161	2	12	14	5	217	0	0	0	98	2.0	0	0.09	0.6
113	L	28,7	Shawn Burr	60	6	7	13	-1	79	0	0	0	85	7.1	0	0.22	1.4
114	D	23	Link Gaetz	48	6	6	12	-27	326	3	0	0	73	8.2	0	0.25	1.5
115	C	8	Jarrold Skalde	39	5	7	12	-8	18	0	0	0	47	10.6	1	0.31	1.2
116	L	27	Perry Anderson	48	4	8	12	-17	143	0	0	0	57	7.0	0	0.25	1.2
117	C	10	Tony Hrkac	22	2	10	12	-2	4	0	0	0	31	6.5	0	0.55	1.4
118	D	3	Bob Rouse	96	0	12	12	-3	63	0	0	0	95	0.0	0	0.13	1.0
119	R	91,43	Jan Caloun	13	8	3	11	2	0	2	0	0	23	34.8	0	0.85	1.8



Craig Rivet

ALL-TIME SHARKS SCORING

Rank	POS	NO	PLAYER	GP	G	A	PTS	+/-	PIM	PP	SH	GW	S	PCTG	GT	PT/GM	S/GM
120	R	24	Josh Langfeld	39	2	9	11	4	16	0	1	0	53	3.8	0	0.28	1.4
121	L	18	Mark Pederson	27	7	3	10	-20	22	1	0	0	42	16.7	0	0.37	1.6
122	L	28	J.F. Quintin	22	5	5	10	-2	4	0	0	0	24	20.8	0	0.45	1.1
123	L	18	Dave Snuggerud	36	4	6	10	-15	18	0	1	1	70	5.7	0	0.28	1.9
124	L	11, 21	Yvon Corriveau	20	3	7	10	-7	0	1	0	0	32	9.4	0	0.50	1.6
125	D	23	Shawn Heins	81	3	7	10	0	105	2	0	0	80	3.8	0	0.12	1.0
126	D	6	Josh Gorges	96	1	9	10	2	57	0	0	0	62	1.6	0	0.10	0.6
127	L	15	Ville Nieminen	52	4	5	9	-10	24	0	1	0	71	5.6	0	0.17	1.4
128	R	13	Bill Guerin	16	8	1	9	2	14	2	0	1	36	22.2	0	0.56	2.3
129	C	27	Hubie McDonough	30	6	2	8	-21	6	2	0	0	41	14.6	0	0.27	1.4
130	L	8	Larry DePalma	20	2	6	8	-14	41	1	0	0	29	6.9	0	0.40	1.5
131	D	52	Craig Rivet	17	1	7	8	8	12	0	0	0	31	3.2	0	0.47	1.8
132	C	26	Petri Skriko	17	4	3	7	-8	6	2	1	0	35	11.4	0	0.41	2.1
133	L	42, 50	Jaroslav Otevrel	16	3	4	7	-11	2	1	0	0	15	20.0	0	0.44	0.9
134	C	26	Jim Montgomery	28	1	6	7	-1	19	1	0	0	17	5.9	0	0.25	0.6
135	L	25, 42	Dave Maley	62	1	6	7	-26	156	1	0	0	52	1.9	0	0.11	0.8
136	G	20, 35	Evgeni Nabokov	353	1	6	7	0	70	1	0	0	2	50.0	0	0.02	0.0
137	C	15, 48	Alexei Yegorov	11	3	3	6	-4	2	2	0	0	10	30.0	0	0.55	0.9
138	R	26	Robin Bawa	42	5	0	5	-25	47	0	0	1	25	20.0	1	0.12	0.6
139	R	22	Lyndon Byers	18	4	1	5	-2	122	0	0	0	18	22.2	0	0.28	1.0
140	D	21	Peter Ahola	20	2	3	5	-6	16	0	0	0	32	6.3	0	0.25	1.6
141	R	27	Scott Parker	71	2	3	5	3	161	0	0	0	29	6.9	0	0.07	0.4
142	D	42	Andy Sutton	71	1	4	5	-9	145	0	0	0	53	1.9	0	0.07	0.7
143	D	3	Ilya Byakin	13	0	5	5	-9	14	0	0	0	19	0.0	0	0.38	1.5
144	G	30	Chris Terreri	68	0	5	5	0	4	0	0	0	0	0.0	0	0.07	0.0

ALL-TIME SHARKS SCORING

Rank	POS	NO	PLAYER	GP	G	A	PTS	+/-	PIM	PP	SH	GW	S	PCTG	GT	PT/GM	S/GM
145	G	29, 35	Vesa Toskala	115	0	5	5	0	6	0	0	0	0	0.0	0	0.04	0.0
146	L	44	Michel Picard	25	4	0	4	-17	24	2	0	0	32	12.5	0	0.16	1.3
147	R	21	Dave Brown	37	3	1	4	4	46	0	0	0	8	37.5	0	0.11	0.2
148	D	25	Bob McGill	62	3	1	4	-34	70	0	1	1	56	5.4	1	0.06	0.9
149	C	20	Kip Miller	11	2	2	4	-1	6	0	0	0	21	9.5	0	0.36	1.9
150	C	9	V. Butsayev	18	2	2	4	-4	10	0	0	0	12	16.7	0	0.22	0.7
151	L	37	Don Barber	12	1	3	4	-7	2	0	0	0	17	5.9	0	0.33	1.4
152	L	12	Bill Lindsay	16	0	4	4	2	29	0	0	0	14	0.0	0	0.25	0.9
153	R	19	Tim Hunter	46	0	4	4	0	135	0	0	0	13	0.0	0	0.09	0.3
154	D	44	Shawn Cronin	63	0	4	4	2	137	0	0	0	26	0.0	0	0.06	0.4
155	D	41, 3	Douglas Murray	69	0	4	4	3	58	0	0	0	39	0.0	0	0.06	0.6
156	L	26	Lynn Lovns	21	3	0	3	-5	19	0	0	0	12	25.0	0	0.14	0.6
157	D	7	Richard Brennan	11	1	2	3	-4	2	1	0	0	24	4.2	0	0.27	2.2
158	R	46, 32	Miroslav Zalesak	12	1	2	3	-3	0	0	0	0	11	9.1	0	0.25	0.9
159	C	9	Jon Morris	13	0	3	3	-10	6	0	0	0	11	0.0	0	0.23	0.8
160	G	30	Jeff Hackett	78	0	3	3	0	12	0	0	0	0	0.0	0	0.04	0.0
161	G	32	Arturs Irbe	183	0	3	3	0	34	0	0	0	0	0.0	0	0.02	0.0
162	L	21	Craig Coxe	10	2	0	2	-4	19	0	0	0	11	18.2	0	0.20	1.1
163	D	2	Bobby Dollas	16	1	1	2	4	14	0	0	0	5	20.0	0	0.13	0.3
164	R	33	Brantt Myhres	43	1	1	2	-2	213	0	0	0	9	11.1	0	0.05	0.2
165	D	13	Rick Lessard	8	0	2	2	-4	16	0	0	0	4	0.0	0	0.25	0.5
166	D	29	Dean Kolstad	10	0	2	2	-9	12	0	0	0	22	0.0	0	0.20	2.2
167	D	6	Jason Marshall	12	0	2	2	-2	8	0	0	0	14	0.0	0	0.17	1.2
168	D	18,5	Mike Lalor	23	0	2	2	-5	8	0	0	0	19	0.0	0	0.09	0.8
169	R	36	Todd Ewen	51	0	2	2	-5	162	0	0	0	22	0.0	0	0.04	0.4
170	G	29	Mike Vernon	111	0	2	2	0	32	0	0	0	0	0.0	0	0.02	0.0
171	G	31	Steve Shields	125	0	2	2	0	37	0	0	0	0	0.0	0	0.02	0.0
172	C	9	Gary Emmons	3	1	0	1	-4	0	1	0	0	6	16.7	0	0.33	2.0
173	C	40	Mark Beaufait	5	1	0	1	-1	0	0	0	0	3	33.3	0	0.20	0.6
174	C	43	Jeff McLean	6	1	0	1	1	0	0	0	0	5	20.0	0	0.17	0.8
175	L	22	Mike McHugh	8	1	0	1	-3	14	0	0	0	5	20.0	0	0.13	0.6
176	D	43	Matt Garkner	1	0	1	1	0	2	0	0	0	0	0.0	0	1.00	0.0
177	C	16	Mark Pavelich	2	0	1	1	-2	4	0	0	0	0	0.0	0	0.50	0.0
178	D	5	Jason Widmer	2	0	1	1	1	0	0	0	0	0	0.0	0	0.50	0.0
179	LW	16	Alex Hicks	4	0	1	1	-1	4	0	0	0	4	0.0	0	0.25	1.0
180	C	27	Dave Capuano	4	0	1	1	-5	0	0	0	0	5	0.0	0	0.25	1.3
181	L	44	Kevin Evans	5	0	1	1	0	25	0	0	0	4	0.0	0	0.20	0.8
182	D	3	Steve Bancroft	5	0	1	1	-2	2	0	0	0	5	0.0	0	0.20	1.0
183	C	41	Ryan Kraft	7	0	1	1	2	0	0	0	0	1	0.0	0	0.14	0.1
184	L	24	Barry Potomski	9	0	1	1	1	30	0	0	0	4	0.0	0	0.11	0.4
185	D	34	Mike Colman	15	0	1	1	-8	32	0	0	0	7	0.0	0	0.07	0.5
186	D	45	Claudio Scremin	17	0	1	1	-5	29	0	0	0	22	0.0	0	0.06	1.3
187	G	1	Brian Hayward	25	0	1	1	0	16	0	0	0	0	0.0	0	0.04	0.0
188	G	35	Jarmo Myllys	27	0	1	1	0	2	0	0	0	0	0.0	0	0.04	0.0
189	G	31	Wade Flaherty	53	0	1	1	0	0	0	0	0	0	0.0	0	0.02	0.0
190	L	39	Tomas Ptihal	3	0	0	0	0	0	0	0	0	10	0.0	0	0.00	3.3
191	L	28	Paul Kruse	1	0	0	0	0	5	0	0	0	0	0.0	0	0.00	0.0

ALL-TIME SHARKS SCORING

Rank	POS	NO	PLAYER	GP	G	A	PTS	+/-	PIM	PP	SH	GW	S	PCTG	GT	PT/GM	S/GM
192	C	24	Brad Boyes	1	0	0	0	-2	2	0	0	0	0	0.0	0	0.00	0.0
193	D	28	Sergei Bautin	1	0	0	0	-1	2	0	0	0	0	0.0	0	0.00	0.0
194	G	30	Jason Muzzatti	1	0	0	0	0	0	0	0	0	0	0.0	0	0.00	0.0
195	R	26	Peter Lappin	1	0	0	0	0	0	0	0	0	2	0.0	0	0.00	2.0
196	G	30	Sean Gauthier	1	0	0	0	0	0	0	0	0	0	0.0	0	0.00	0.0
197	C	28	Iain Fraser	2	0	0	0	-1	2	0	0	0	0	0.0	0	0.00	0.0
198	R	7,40	Mikhail Kravets	2	0	0	0	-1	0	0	0	0	2	0.0	0	0.00	1.0
199	R	25	Mike Craig	3	0	0	0	-1	2	0	0	0	3	0.0	0	0.00	1.0
200	C	49	Chad Wiseman	4	0	0	0	-2	4	0	0	0	1	0.0	0	0.00	0.3
201	G	29	Geoff Sarient	4	0	0	0	0	2	0	0	0	0	0.0	0	0.00	0.0
202	R	28	Mikael Samuelsson	4	0	0	0	0	0	0	0	0	3	0.0	0	0.00	0.8
203	L	34	Niklas Andersson	5	0	0	0	-1	2	0	0	0	6	0.0	0	0.00	1.2
204	R	50	Hannes Hyvonen	6	0	0	0	-2	0	0	0	0	4	0.0	0	0.00	0.7
205	G	31	Nolan Schaefer	7	0	0	0	0	2	0	0	0	0	0.0	0	0.00	0.0
206	D	26	Chris Lipuma	8	0	0	0	-2	22	0	0	0	4	0.0	0	0.00	0.5
207	D	5	Ken Sutton	8	0	0	0	-4	15	0	0	0	7	0.0	0	0.00	0.9
208	D	4	John Jakopin	12	0	0	0	0	11	0	0	0	3	0.0	0	0.00	0.3
209	G	20	Ed Belfour	13	0	0	0	0	8	0	0	0	0	0.0	0	0.00	0.0
210	G	29	Jimmy Waite	15	0	0	0	0	6	0	0	0	0	0.0	0	0.00	0.0
211	D	53	Jesse Fibiger	16	0	0	0	-5	2	0	0	0	2	0.0	0	0.00	0.1
212	G	37,34	Miikka Kiprusoff	47	0	0	0	0	4	0	0	0	0	0.0	0	0.00	0.0
213	G	32	Kelly Hrudey	76	0	0	0	0	2	0	0	0	0	0.0	0	0.00	0.0
214	R	49	Mathieu Darche	2	0	0	0	0	0	0	0	0	3	0.0	0	0.00	1.5



Jonathan Cheechoo, Milan Michalek, Steve Bernier, Joe Thornton and Patrick Marleau celebrate a power play goal.

SHARKS ALL-TIME GOALIE STATISTICS

NO.	GOALTENDER	GPI	MINS	AVG	W	L	T	EN	SO	GA	SA	SPCT.	G	A	PIM	DECISIONS
30	Sean Gauthier	1	3	0.00	0	0	0	0	0	0	2	1.000	0	0	0	0
31	Nolan Schaefer	7	352	1.88	5	1	0	1	1	11	138	0.920	0	0	2	6
29, 35	Vesa Toskala	115	6269	2.34	65	28	10	8	8	245	2842	0.914	0	5	6	103
29	Mike Vernon	126	7167	2.39	52	49	19	5	9	285	2961	0.904	0	2	32	120
20,35	Evgeni Nabokov	353	20051	2.43	162	129	40	21	34	811	9124	0.911	1	6	70	331
31	Steve Shields	125	7094	2.44	48	49	21	5	10	289	3368	0.914	0	2	37	118
37,34	Miikka Kiprusoff	47	2390	2.84	14	21	3	4	3	113	1096	0.897	0	0	4	38
32	Kelly Hrudey	76	3991	3.04	20	40	7	8	1	202	1863	0.892	0	0	2	67
30	Chris Terreri	68	3716	3.39	19	39	4	14	0	210	1875	0.888	0	5	4	62
30, 20	Ed Belfour	13	757	3.41	3	9	0	1	1	43	371	0.884	0	0	8	12
32	Arturs Irbe	183	10286	3.47	57	91	26	12	8	595	5342	0.889	0	3	34	174
31	Wade Flaherty	53	2586	4.29	10	26	2	4	1	185	1512	0.878	0	1	0	38
29	Jimmy Waite	15	697	4.30	3	7	0	2	0	50	319	0.843	0	0	6	10
30	Jason Muzzatti	1	27	4.44	0	0	0	0	0	2	13	0.846	0	0	0	0
30	Jeff Hackett	78	4314	4.51	13	57	2	3	0	324	2586	0.875	0	3	12	72
29	Geoff Sarjeant	4	171	4.91	0	2	1	1	0	14	87	0.839	0	0	2	3
35	Jarmo Myllys	27	1374	5.02	3	18	1	6	0	115	862	0.867	0	1	2	22
1	Brian Hayward	25	1235	5.39	3	18	1	0	0	111	736	0.849	0	1	16	22
TOTALS			62850	3.12	382	531	121	84	64	3268	30863	0.894	1	23	207	1034



Evgeni Nabokov

SHARKS ALL-TIME LEADERS

Active players on Sharks Roster in **bold**

GAMES PLAYED

1. Patrick Marleau	717
2. Mike Rathje	671
3. Owen Nolan	568
4. Marco Sturm	553
5. Mike Ricci	529
6. Marcus Ragnarsson	519
7. Jeff Friesen	512
8. Scott Hannan	508
9. Vincent Damphousse	385
10. Brad Stuart	377

GOALS

1. Patrick Marleau	219
2. Owen Nolan	206
3. Jeff Friesen	149
4. Jonathan Cheechoo	130
5. Marco Sturm	128
6. Mike Ricci	101
7. Vincent Damphousse	92
8. Scott Thornton	77
9. Pat Falloon	76
10. Teemu Selanne	64

ASSISTS

1. Patrick Marleau	272
2. Owen Nolan	245
3. Jeff Friesen	201
4. Vincent Damphousse	197
5. Joe Thornton	164
6. Mike Ricci	162
7. Marco Sturm	145
8. Mike Rathje	128
9. Marcus Ragnarsson	125
10. Brad Stuart	117

POINTS

1. Patrick Marleau	491
2. Owen Nolan	451
3. Jeff Friesen	350
4. Vincent Damphousse	289
5. Marco Sturm	273
6. Mike Ricci	263
7. Jonathan Cheechoo	225
8. Joe Thornton	206
9. Pat Falloon	162
10. Mike Rathje	155

PLUS/MINUS

(minimum 100 GP)	+/-
1. Joe Thornton	55
2. Nils Ekman	50
3. Scott Hannan	45
4. Marco Sturm	42
5. Jonathan Cheechoo	34
6. Bryan Marchment	33
7. Gary Suter	28
8. Todd Harvey	28
. Brad Stuart	27
10. Alexander Korolyuk	26

PENALTY MINUTES

1. Jeff Odgers	1,001
2. Owen Nolan	934
3. Bryan Marchment	706
4. Jay More	545
5. Andrei Nazarov	490
6. Dody Wood	471
7. Mike Rathje	439
Scott Thornton	439
9. Mark Smith	398
10. Marcus Ragnarsson	392

POWER-PLAY GOALS

1. Owen Nolan	75
2. Patrick Marleau	67
3. Jonathan Cheechoo	47
4. Jeff Friesen	43
5. Vincent Damphousse	39
6. Mike Ricci	38
7. Marco Sturm	32
8. Johan Garpenlov	22
9. Joe Thornton	18
Teemu Selanne	18

SHORT-HANDED GOALS

1. Owen Nolan	14
Marco Sturm	14
3. Jeff Friesen	13
4. Jamie Baker	7
5. Mike Ricci	6
6. Kelly Kisio	5
7. Nils Ekman	4
Murray Craven	4
Mike Sullivan	4
10. Mike Grier	3
Vincent Damphousse	3
Adam Graves	3
Niklas Sundstrom	3
Brian Mullen	3
Ron Sutter	3
Kevin Miller	3

GAME-WINNING GOALS

1. Patrick Marleau	41
2. Jonathan Cheechoo	28
3. Marco Sturm	27
4. Owen Nolan	25
Jeff Friesen	25
6. Vincent Damphousse	19
7. Mike Ricci	15
Teemu Selanne	15
9. Milan Michalek	11
10. Scott Thornton	10

GAME-TYING GOALS

1. Owen Nolan	6
2. Marco Sturm	4
Niklas Sundstrom	4
4. Jeff Friesen	3
Pat Falloon	3
Tom Pederson	3

7. Patrick Marleau	2
Jonathan Cheechoo	2
Alexander Korolyuk	2
Scott Thornton	2
Vincent Damphousse	2
Stephane Matteau	2
Todd Elik	2
Kevin Miller	2
Jeff Odgers	2

SHOTS

1. Owen Nolan	1,668
2. Patrick Marleau	1,484
3. Jeff Friesen	1,121
4. Marco Sturm	1,119
5. Vincent Damphousse	852
6. Jonathan Cheechoo	836
7. Mike Ricci	723
8. Mike Rathje	687
9. Scott Thornton	616
10. Pat Falloon	614

HAT TRICKS

1. Jonathan Cheechoo	8
2. Owen Nolan	3
Rob Gaudreau	3
4. Patrick Marleau	2
Tony Granato	2
Jeff Friesen	2
Igor Larionov	2
8. Scott Thornton	1
Marco Sturm	1
Alyn McCauley	1
10 others tied with	1

HAT TRICKS

1. Jonathan Cheechoo	8
2. Owen Nolan	3
Rob Gaudreau	3
4. Patrick Marleau	2
Tony Granato	2
Jeff Friesen	2
Igor Larionov	2
8. Scott Thornton	1
Marco Sturm	1
Alyn McCauley	1
10 others tied with	1

GAMES PLAYED

1. Evgeni Nabokov	353
2. Arturs Irbe	183
3. Mike Vernon	126
4. Steve Shields	125
5. Vesa Toskala	115
6. Jeff Hackett	78
7. Kelly Hrudey	76
8. Chris Terrier	68
9. Wade Flaherty	53
10. Miikka Kiprusoff	47



Marcel Goc

SHARKS ALL-TIME LEADERS

MINUTES

1. Evgeni Nabokov	20,051
2. Arturs Irbe	10,286
3. Mike Vernon	7,167
4. Steve Shields	7,094
5. Vesa Toskala	6,269
6. Jeff Hackett	4,314
7. Kelly Hrudey	3,991
8. Chris Terreri	3,716
9. Wade Flaherty	2,586
10. Miikka Kiprusoff	2,390

GOALS-AGAINST AVERAGE (Min. 25 GP)

1. Vesa Toskala	2.34
2. Mike Vernon	2.39
3. Evgeni Nabokov	2.43
4. Steve Shields	2.44
5. Miikka Kiprusoff	2.84
6. Kelly Hrudey	3.04
7. Chris Terreri	3.39
8. Arturs Irbe	3.47
9. Wade Flaherty	4.29
10. Jeff Hackett	4.51

CONSECUTIVE GAMES PLAYED

1. Vincent Damphousse	247	4/8/01-4/4/04
2. Mike Ricci	228	11/22/97-10/20/00
3. Patrick Marleau	181	12/8/01-1/15/04
4. Teemu Selanne	176	3/17/01-4/6/03
5. Jeff Friesen	174	1/2/99-1/15/01
6. Patrick Marleau	172	1/22/04-2/14/07
7. Alyn McCauley	169	3/8/03-3/30/06
8. Scott Hannan	163	2/19/03-2/28/06
9. Brad Stuart	149	10/2/99-3/17/01
10. Jonathan Cheechoo	140	1/15/04-11/15/06

ALL-TIME GOALTENDERS

Active players on Sharks Roster in **bold**

WINS

1. Evgeni Nabokov	162
2. Vesa Toskala	65
3. Arturs Irbe	57
4. Mike Vernon	52
5. Steve Shields	48
6. Kelly Hrudey	20
7. Chris Terreri	19
8. Miikka Kiprusoff	14
9. Jeff Hackett	13
10. Wade Flaherty	10

TIES

1. Evgeni Nabokov	29
2. Arturs Irbe	26
3. Steve Shields	21
4. Mike Vernon	19
5. Kelly Hrudey	7
6. Vesa Toskala	5
7. Chris Terreri	4
8. Miikka Kiprusoff	3
9. Jeff Hackett	2
Wade Flaherty	2

SHOOTOUT WINS

1. Evgeni Nabokov	2
2. Nolan Schaefer	1

DECISIONS

1. Evgeni Nabokov (162-129-40)	331
2. Arturs Irbe (57-91-26)	174
3. Mike Vernon (52-49-19)	120
4. Steve Shields (48-49-21)	118
5. Vesa Toskala (65-28-10)	103
6. Jeff Hackett (13-57-2)	72
7. Kelly Hrudey (20-40-7)	67
8. Chris Terreri (19-39-4)	62
9. Miikka Kiprusoff (14-21-3)	38
Wade Flaherty (10-26-2)	38

EMPTY-NET GOALS

1. Evgeni Nabokov	21
2. Chris Terreri	14
3. Arturs Irbe	12
4. Vesa Toskala	8
Kelly Hrudey	8
6. Jarmo Myllys	6
7. Steve Shields	5
Mike Vernon	5
9. Miikka Kiprusoff	4
Wade Flaherty	4

SHUTOUTS

1. Evgeni Nabokov	34
2. Steve Shields	10
3. Mike Vernon	9
4. Vesa Toskala	8
Arturs Irbe	8
6. Team	4
7. Miikka Kiprusoff	3
8. Nolan Schaefer	1
Ed Belfour	1
Wade Flaherty	1
Kelly Hrudey	1

GOALS ALLOWED

1. Evgeni Nabokov	811
2. Arturs Irbe	595
3. Jeff Hackett	324
4. Steve Shields	289
5. Mike Vernon	285
6. Vesa Toskala	245
7. Chris Terreri	210
8. Kelly Hrudey	202
9. Wade Flaherty	185
10. Jarmo Myllys	115

SHOTS AGAINST

1. Evgeni Nabokov	9,124
2. Arturs Irbe	5,342
3. Steve Shields	3,368
4. Mike Vernon	2,961
5. Vesa Toskala	2,842
6. Jeff Hackett	2,586
7. Chris Terreri	1,875
8. Kelly Hrudey	1,863
9. Wade Flaherty	1,512
10. Miikka Kiprusoff	1,096

SAVE PERCENTAGE (Min. 25 GP)

1. Vesa Toskala	.914
Steve Shields	.914
3. Evgeni Nabokov	.911
4. Mike Vernon	.904
5. Miikka Kiprusoff	.897
6. Kelly Hrudey	.892
7. Arturs Irbe	.889
8. Chris Terreri	.888
9. Wade Flaherty	.878
10. Jeff Hackett	.875

GOALS

1. Evgeni Nabokov	1
--------------------------	----------

ASSISTS

1. Evgeni Nabokov	6
2. Vesa Toskala	5
Chris Terreri	5
4. Arturs Irbe	3
Jeff Hackett	3
6. Steve Shields	2
Mike Vernon	2
8. Wade Flaherty	1
Jarmo Myllys	1
Brian Hayward	1

PENALTY MINUTES

1. Evgeni Nabokov	70
2. Steve Shields	37
3. Arturs Irbe	34
4. Mike Vernon	32
5. Brian Hayward	16
6. Jeff Hackett	12
7. Ed Belfour	8
8. Jimmy Waite	6
Vesa Toskala	6
9. Miikka Kiprusoff	4
Chris Terreri	4

ALL-TIME GOALTENDERS

Active players on Sharks Roster in **bold**

CONSECUTIVE GAMES STARTED IN GOAL

	Games	Dates
1. Chris Terreri	24	11/16/95 – 1/08/96
2. Arturs Irbe	21	2/23/94 – 4/07/94
3. Evgeni Nabokov	18	3/01/01 – 4/07/01
Steve Shields	18	2/01/00 – 3/17/00
5. Arturs Irbe	17	12/22/93 – 2/05/94
6. Evgeni Nabokov	14	11/13/02 – 12/14/02
Evgeni Nabokov	14	2/16/07-3/15/07
8. Arturs Irbe	12	4/16/95 – 10/12/95
Jeff Hackett	12	12/21/92 – 1/15/93
Arturs Irbe	12	4/10/94 – 2/10/95
Kelly Hrudey	12	10/22/96 – 11/16/96

LONGEST UNBEATEN STREAKS

	Games	W-L-T	Dates
1. Evgeni Nabokov	13	11-0-2	3/4/07-4/5/07
2. Vesa Toskala	12	12-0-0	4/3/06 – 4/15/06
3. Evgeni Nabokov	11	9-0-2	10/20/00 – 11/14/00
Steve Shields	11	9-0-2	3/09/99 – 4/09/99
5. Mike Vernon	10	6-0-4	3/26/98 – 10/09/98
6. Evgeni Nabokov	9	8-0-1	11/27/01 – 12/19/01
Arturs Irbe	9	7-0-2	3/20/94 – 4/05/94
8. Vesa Toskala	8	7-0-1	12/31/06-1/30/07
9. Evgeni Nabokov	7	6-0-1	12/12/00 – 12/28/00
Evgeni Nabokov	7	7-0-0	1/30/02 – 2/28/02

Jeff Hackett



SINGLE SEASON LEADERS

Active players on Sharks Roster in **bold**

GOALS

1. Jonathan Cheechoo	*56	'05-06
2. Owen Nolan	44	'99-00
3. Jonathan Cheechoo	37	'06-07
4. Patrick Marleau	34	'05-06
5. Patrick Marleau	32	'06-07
6. Jeff Friesen	31	'97-98
Owen Nolan	31	'96-97
8. Sergei Makarov	30	'93-94
9. Owen Nolan	29	'95-96
Teemu Selanne	29	'01-02

* — led NHL

ASSISTS

1. Joe Thornton	*92	'06-07
2. Joe Thornton	**72	'05-06
3. Patrick Marleau	52	'05-06
Kelly Kisio	52	'92-93
5. Vincent Damphousse	49	'99-00
Craig Janney	49	'95-96
7. Patrick Marleau	46	'06-07
8. Johan Garpenlov	44	'92-93
9. Owen Nolan	43	'01-02
10. Todd Elik	41	'93-94

* — led NHL

** — led NHL (106 total)

POINTS

1. Joe Thornton	114	'06-07
2. Jonathan Cheechoo	93	'05-06
3. Joe Thornton	**92	'05-06
4. Patrick Marleau	86	'05-06
5. Owen Nolan	84	'99-00
6. Patrick Marleau	78	'06-07
Kelly Kisio	78	'92-93
8. Vincent Damphousse	70	'99-00
9. Jonathan Cheechoo	69	'06-07
10. Sergei Makarov	68	'93-94

** — led NHL (125 total)

PLUS/MINUS

1. Joe Thornton	31	'05-06
2. Nils Ekman	30	'03-04
3. Joe Thornton	24	'06-07
4. Jonathan Cheechoo	23	'05-06
Alyn McCauley	23	'03-04
Mike Rathje	23	'01-02
Marco Sturm	23	'01-02
8. Bryan Marchment	22	'01-02
Matt Bradley	22	'01-02
10. Tom Preissing	20	'05-06
Alexander Korolyuk	20	'03-04
Igor Larionov	20	'93-94

PENALTY MINUTES

1. Link Gaetz	326	'91-92
2. Jeff Odgers	253	'92-93
3. Doug Zmolek	229	'92-93
4. Andrei Nazarov	222	'96-97
Jeff Odgers	222	'93-94
6. Jeff Odgers	217	'91-92

7. Bryan Marchment	204	'00-01
8. Dody Wood	193	'96-97
9. Jeff Odgers	192	'95-96
10. Marty McSorley	186	'96-97

POWER-PLAY GOALS

1. Jonathan Cheechoo	24	'05-06
2. Patrick Marleau	20	'05-06
3. Owen Nolan	18	'99-00
4. Vincent Damphousse	15	'02-03
Jonathan Cheechoo	15	'06-07
6. Patrick Marleau	14	'06-07
Johan Garpenlov	14	'92-93
8. Owen Nolan	12	'95-96
Ray Sheppard	12	'95-96
10. Milan Michalek	11	'06-07
Jeff Friesen	11	'99-00

SHORT-HANDED GOALS

1. Jeff Friesen	6	'97-98
Jamie Baker	6	'95-96
3. Marco Sturm	4	'99-00
Nils Ekman	4	'03-04
Owen Nolan	4	'99-00
5. Mike Grier	3	'06-07
Marco Sturm	3	'01-02
Marco Sturm	3	'00-01
Adam Graves	3	'01-02
Owen Nolan	3	'02-03
Jeff Friesen	3	'99-00
Murray Craven	3	'97-98
Brian Mullen	3	'91-92
Kelly Kisio	3	'91-92

GAME-WINNING GOALS

1. Jonathan Cheechoo	11	'05-06
2. Jonathan Cheechoo	9	'03-04
Patrick Marleau	9	'06-07
Milan Michalek	9	'06-07
5. Teemu Selanne	8	'01-02
6. Jeff Friesen	7	'99-00
Jeff Friesen	7	'97-98
8. Patrick Marleau	6	'00-01
Marco Sturm	6	'03-04
Vincent Damphousse	6	'02-03
Owen Nolan	6	'99-00

GAME-TYING GOALS

1. Niklas Sundstrom	3	'99-00
2. Marco Sturm	2	'03-04
Marco Sturm	2	'98-99
Owen Nolan	2	'99-00
Stephane Matteau	2	'97-98
Jeff Friesen	2	'96-97
Kevin Miller	2	'95-96
Pat Falloon	2	'91-92
Tom Pederson	2	'94-95
10. 51 players tied at	1	

SINGLE SEASON LEADERS

Active players on Sharks Roster in **bold**


SHOTS

1. Jonathan Cheechoo	317	'05-06
2. Owen Nolan	261	'99-00
3. Patrick Marleau	260	'05-06
4. Teemu Selanne	253	'02-03
5. Jonathan Cheechoo	250	'06-07
6. Tony Granato	231	'96-97
7. Owen Nolan	225	'96-97
8. Patrick Marleau	220	'03-04
9. Owen Nolan	217	'01-02
10. Jeff Friesen	215	'98-99

HAT TRICKS

1. Jonathan Cheechoo	5	'05-06
2. Jonathan Cheechoo	3	'06-07
3. Tony Granato	2	'96-97
Igor Larionov	2	'93-94
Rob Gaudreau	2	'92-93
6. 23 players tied at	1	

Jonathan Cheechoo



GOALTENDING SINGLE SEASON LEADERS

Active players on Sharks Roster in **bold**

GAMES PLAYED

1. Arturs Irbe	74	'93-94
2. Evgeni Nabokov	67	'01-02
Steve Shields	67	'99-00
4. Evgeni Nabokov	66	'00-01
5. Mike Vernon	62	'97-98
6. Evgeni Nabokov	59	'03-04
7. Evgeni Nabokov	55	'02-03
8. Evgeni Nabokov	50	'06-07
9. Mike Vernon	49	'98-99
10. Kelly Hrudey	48	'96-97

MINUTES

1. Arturs Irbe	4,412	'93-94
2. Evgeni Nabokov	3,901	'01-02
Steve Shields	3,797	'99-00
4. Evgeni Nabokov	3,700	'00-01
5. Mike Vernon	3,564	'97-98
6. Evgeni Nabokov	3,456	'03-04
7. Evgeni Nabokov	3,227	'02-03
8. Mike Vernon	2,831	'98-99
9. Evgeni Nabokov	2,778	'06-07
10. Kelly Hrudey	2,631	'97-98

GOALS-AGAINST AVERAGE (Min. 15 GP)

1. Vesa Toskala	2.06	'03-04
2. Evgeni Nabokov	2.19	'00-01
3. Evgeni Nabokov	2.20	'03-04
4. Steve Shields	2.22	'98-99
5. Mike Vernon	2.27	'98-99
6. Evgeni Nabokov	2.29	'06-07
Evgeni Nabokov	2.29	'01-02
8. Vesa Toskala	2.35	'06-07
9. Mike Vernon	2.46	'97-98
10. Miikka Kiprusoff	2.49	'01-02
Mike Vernon	2.49	'99-00

WINS

1. Evgeni Nabokov	37	'01-02
2. Evgeni Nabokov	32	'00-01
3. Evgeni Nabokov	31	'03-04
4. Mike Vernon	30	'97-98
Arturs Irbe	30	'93-94
6. Steve Shields	27	'99-00
7. Vesa Toskala	26	'06-07
8. Evgeni Nabokov	25	'06-07
9. Vesa Toskala	23	'05-06
10. Evgeni Nabokov	19	'02-03

TIES

1. Arturs Irbe	16	'93-94
2. Mike Vernon	10	'98-99
3. Evgeni Nabokov	8	'03-04
Evgeni Nabokov	8	'02-03
Steve Shields	8	'99-00
Mike Vernon	8	'97-98
Steve Shields	8	'98-99
8. Evgeni Nabokov	7	'00-01
9. Evgeni Nabokov	5	'01-02
Steve Shields	5	'00-01
Kelly Hrudey	5	'96-97

DECISIONS

1. Arturs Irbe (30-28-16)	74	'93-94
2. Evgeni Nabokov (37-24-5)	67	'01-02
3. Steve Shields (27-30-8)	65	'99-00
4. Evgeni Nabokov (32-21-7)	60	'00-01
Mike Vernon (30-22-8)	60	'97-98
6. Evgeni Nabokov (31-19-8-0)	58	'03-04
7. Evgeni Nabokov (19-28-8)	55	'02-03
8. Evgeni Nabokov (25-16-4)	45	'06-07
Kelly Hrudey (16-24-5)	45	'96-97
10. Chris Terreri (13-29-1)	43	'95-96

EMPTY-NET GOALS ALLOWED

1. Chris Terreri	10	'95-96
2. Jarmo Myllys	6	'91-92
3. Evgeni Nabokov	5	'02-03
Evgeni Nabokov	5	'01-02
5. Evgeni Nabokov	4	'06-07
Kelly Hrudey	4	'97-98
Kelly Hrudey	4	'96-97
Chris Terreri	4	'96-97
Arturs Irbe	4	'93-94
Arturs Irbe	4	'94-95

SHUTOUTS

1. Evgeni Nabokov	^9	'03-04
2. Evgeni Nabokov	7	'06-07
Evgeni Nabokov	7	'01-02
4. Evgeni Nabokov	*6	'00-01
5. Mike Vernon	#5	'97-98
6. Vesa Toskala	4	'06-07
Steve Shields	4	'99-00
Arturs Irbe	4	'94-95
Mike Vernon	4	'98-99
Steve Shields	4	'98-99

^Evgeni Nabokov and Vesa Toskala shared a shutout on Nov. 21, 2003, but it is not counted in Nabokov's totals. *Evgeni Nabokov and Miikka Kiprusoff shared a shutout on March 12, 2001. Kiprusoff faced no shots in 38 seconds, but the shutout is not counted in Nabokov's totals. # Mike Vernon and Kelly Hrudey shared a shutout on April 7, 1998 vs. Calgary but it is not counted in Vernon's totals.

GOALS ALLOWED

1. Arturs Irbe	209	'93-94
2. Jeff Hackett	176	'92-93
3. Steve Shields	162	'99-00
4. Chris Terreri	155	'95-96
5. Evgeni Nabokov	149	'01-02
6. Jeff Hackett	148	'91-92
7. Evgeni Nabokov	146	'02-03
Mike Vernon	146	'97-98
9. Arturs Irbe	142	'92-93
10. Kelly Hrudey	140	'96-97

GOALTENDING SINGLE SEASON LEADERS

Active players on Sharks Roster in bold



Kelly Hruddy

SHOTS AGAINST

1. Arturs Irbe	2,064	'93-94
2. Evgeni Nabokov	1,818	'01-02
3. Steve Shields	1,826	'99-00
4. Evgeni Nabokov	1,610	'03-04
5. Evgeni Nabokov	1,582	'00-01
6. Evgeni Nabokov	1,561	'02-03
Mike Vernon	1,401	'97-98
8. Jeff Hackett	1,366	'91-92
9. Chris Terrerri	1,322	'95-96
10. Kelly Hruddy	1,263	'96-97

SAVE PERCENTAGE (Min. 15 GP)

1. Vesa Toskala	.930	'03-04
2. Evgeni Nabokov	.921	'03-04
Steve Shields	.921	'98-99
4. Evgeni Nabokov	.918	'01-02
5. Miikka Kiprusoff	.915	'01-02
Evgeni Nabokov	.915	'00-01
7. Evgeni Nabokov	.914	'06-07
8. Steve Shields	.911	'00-01
Steve Shields	.911	'99-00
Mike Vernon	.911	'99-00
Mike Vernon	.911	'98-99

GOALS

1. Evgeni Nabokov	1	'01-02
--------------------------	----------	---------------

ASSISTS

1. Chris Terrerri	5	'95-96
2. Evgeni Nabokov	3	'01-02
Vesa Toskala	3	'06-07
4. Evgeni Nabokov	2	'00-01
Mike Vernon	2	'97-98
Arturs Irbe	2	'93-94
Jeff Hackett	2	'91-92
8. 10 players tied	1	

PENALTY MINUTES

1. Steve Shields	29	'99-00
2. Mike Vernon	24	'97-98
3. Evgeni Nabokov	18	'05-06
4. Arturs Irbe	16	'93-94
5. Evgeni Nabokov	14	'03-04
Evgeni Nabokov	14	'01-02
Brian Hayward	14	'92-93
8. Evgeni Nabokov	10	'02-02
Arturs Irbe	10	'92-93
10. Evgeni Nabokov	8	'00-01
Ed Belfour	8	'96-97
Jeff Hackett	8	'91-92
Mike Vernon	8	'98-99

LEADERS BY SEASON

Active players on Sharks Roster in **bold.*** — Led the NHL ** — Part of NHL-Leading Total

GAMES PLAYED

2006-07	Joe Thornton	82
	Christian Ehrhoff	
2005-06	Jonathan Cheechoo	82
	Patrick Marleau	
2003-04	Scott Hannan	82
	Nils Ekman	
	Alyn McCauley	
	Vincent Damphousse	
2002-03	Patrick Marleau	82
	Marco Sturm	
	Mike Rathje	
	Vincent Damphousse	
	Adam Graves	
	Teemu Selanne	
2001-02	Brad Stuart	82
	Vincent Damphousse	
	Teemu Selanne	
	Gary Suter	
2000-01	Niklas Sundstrom	82
1999-00	Brad Stuart	82
	Mike Ricci	
	Vincent Damphousse	
	Jeff Friesen	
1998-99	Mike Rathje	82
	Mike Ricci	
1997-98	Bill Houlder	82
1996-97	Jeff Friesen	82
1995-96	Jeff Friesen	79
	Michal Sykora	
1994-95	Jeff Friesen	48
	Jeff Odgers	
	Sandis Ozolinsh	
1993-94	Gaetan Duchesne	84
	Rob Gaudreau	
1992-93	Dean Evason	84
	Doug Zmolek	
1991-92	Pat Falloon	79
GOALS		
2006-07	Jonathan Cheechoo	37
2005-06	Jonathan Cheechoo	*56
2003-04	Jonathan Cheechoo	28
	Patrick Marleau	
2002-03	Patrick Marleau	28
	Marco Sturm	
	Teemu Selanne	
2001-02	Teemu Selanne	29
2000-01	Patrick Marleau	25
1999-00	Owen Nolan	44
1998-99	Joe Murphy	25
1997-98	Jeff Friesen	31
1996-97	Owen Nolan	31
1995-96	Owen Nolan	29
1994-95	Jeff Friesen	15
1993-94	Sergei Makarov	30
1992-93	Kelly Kisio	26
1991-92	Pat Falloon	25

ASSISTS

2006-07	Joe Thornton	92
2005-06	Joe Thornton	**72
2003-04	Nils Ekman	33
2002-03	Vincent Damphousse	38
2001-02	Owen Nolan	43
2000-01	Niklas Sundstrom	39
1999-00	Vincent Damphousse	49
1998-99	Jeff Friesen	35
1997-98	Jeff Friesen	32
1996-97	Jeff Friesen	34
1995-96	Craig Janney	49
1994-95	Ulf Dahlen	23
1993-94	Todd Elik	41
1992-93	Kelly Kisio	52
1991-92	Pat Falloon	34

POINTS

2006-07	Joe Thornton	114
2005-06	Jonathan Cheechoo	93
2003-04	Patrick Marleau	57
2002-03	Teemu Selanne	64
2001-02	Owen Nolan	66
2000-01	Patrick Marleau	52
1999-00	Owen Nolan	84
1998-99	Jeff Friesen	57
1997-98	Jeff Friesen	63
1996-97	Owen Nolan	63
1995-96	Craig Janney	62
1994-95	Ulf Dahlen	34
1993-94	Sergei Makarov	68
1992-93	Kelly Kisio	78
1991-92	Pat Falloon	59

PLUS/MINUS (min. 60 percent of team's games played)

2006-07	Joe Thornton	+24
2005-06	Joe Thornton	+31
2003-04	Nils Ekman	+30
2002-03	Marco Sturm	+9
2001-02	Marco Sturm	+23
	Mike Rathje	
2000-01	Vincent Damphousse	+17
1999-00	Mike Ricci	+14
1998-99	Owen Nolan	+16
1997-98	Bill Houlder	+13
1996-97	Andrei Nazarov	-4
1995-96	Jeff Odgers	-4
1994-95	Jayson More	+7
1993-94	Igor Larionov	+20
1992-93	Kelly Kisio	-15
1991-92	Neil Wilkinson	-11

PENALTY MINUTES

2006-07	Mark Bell	83
2005-06	Mark Smith	97
2003-04	Scott Parker	101
2002-03	Bryan Marchment	108
2001-02	Bryan Marchment	178
2000-01	Bryan Marchment	204
1999-00	Ron Stern	151

LEADERS BY SEASON

Active players on Sharks Roster in **bold**

1998-99	Ron Stern	158	1995-96	Ray Sheppard	4
1997-98	Owen Nolan	144	1994-95	Ulf Dahlen	4
1996-97	Andrei Nazarov	222	1993-94	Sergei Makarov	5
1995-96	Jeff Odgers	192	1992-93	Kelly Kisio	2
1994-95	Jeff Odgers	117		Tom Pederson	
1993-94	Jeff Odgers	222	1991-92	3 players tied	2
1992-93	Jeff Odgers	253			
1991-92	Link Gaetz	326			

POWER PLAY GOALS

2006-07 Jonathan Cheechoo	15	
2005-06 Jonathan Cheechoo	24	
2003-04 Marco Sturm	10	
2002-03 Vincent Damphousse	15	
2001-02 Teemu Selanne	9	
2000-01 Owen Nolan	10	
1999-00 Owen Nolan	18	
1998-99 Jeff Friesen	10	
1997-98 Jeff Friesen	7	
1996-97 Owen Nolan	10	
1995-96 Owen Nolan	12	
	Ray Sheppard	
1994-95 Jeff Friesen	5	
1993-94 Sergei Makarov	10	
1992-93 Johan Garpenlov	14	
1991-92 David Bruce	10	

SHORT-HANDED GOALS

2006-07 Mike Grier	3	
2005-06 Jonathan Cheechoo	2	
	Alyn McCauley	
2003-04 Nils Ekman	4	
2002-03 Owen Nolan	3	
2001-02 Marco Sturm	3	
	Adam Graves	
2000-01 Marco Sturm	3	
1999-00 Owen Nolan	4	
	Marco Sturm	
1998-99 3 players tied with	2	
1997-98 Jeff Friesen	6	
1996-97 Jeff Friesen	2	
	Ron Sutter	
1995-96 Jamie Baker	6	
1994-95 6 players tied	1	
1993-94 Igor Larionov	2	
	Mike Sullivan	
1992-93 3 players tied	2	
1991-92 Kelly Kisio	3	
	Brian Mullen	3

GAME-WINNING GOALS

2006-07 Patrick Marleau	9	
	Milan Michalek	
2005-06 Jonathan Cheechoo	11	
2003-04 Jonathan Cheechoo	9	
2002-03 Vincent Damphousse	6	
2001-02 Teemu Selanne	8	
2000-01 Patrick Marleau	6	
1999-00 Jeff Friesen	7	
1998-99 Bill Houlder	5	
1997-98 Jeff Friesen	7	
1996-97 Jeff Friesen	5	

SHOTS

2006-07 Jonathan Cheechoo	250
2005-06 Jonathan Cheechoo	317
2003-04 Patrick Marleau	220
2002-03 Teemu Selanne	253
2001-02 Owen Nolan	217
2000-01 Owen Nolan	190
1999-00 Owen Nolan	261
1998-99 Jeff Friesen	215
1997-98 Owen Nolan	192
1996-97 Tony Granato	231
1995-96 Owen Nolan	184
1994-95 Pat Falloon	91
1993-94 Pat Falloon	193
1992-93 Rob Gaudreau	191
1991-92 Pat Falloon	181

HAT TRICKS

2006-07 Jonathan Cheechoo	3
2005-06 Jonathan Cheechoo	5
2003-04 Alyn McCauley	1
2002-03 None	
2001-02 Patrick Marleau	1
2000-01 Scott Thornton/Todd Harvey/ Mike Ricci/Teemu Selanne	
1999-00 Owen Nolan/Jeff Friesen	1
1998-99 Marco Sturm/ Vincent Damphousse	1
1997-98 None	
1996-97 Tony Granato	2
1995-96 Owen Nolan/Ray Sheppard/ Kevin Miller/ Alexei Yegorov/ Jeff Friesen	1
1994-95 None	
1993-94 Igor Larionov	2
1992-93 Rob Gaudreau	2
1991-92 None	

POINTS BY DEFENSEMAN

2006-07 Matt Carle	42	
2005-06 Tom Preissing	43	
2003-04 Brad Stuart	39	
2002-03 Mike Rathje	29	
2001-02 Gary Suter	33	
2000-01 Gary Suter	34	
1999-00 Brad Stuart	36	
1998-99 Bill Houlder	32	
1997-98 Bill Houlder	32	
1996-97 Todd Gill	21	
1995-96 Marcus Ragnarsson	39	
1994-95 Sandis Ozolinsh	25	
1993-94 Sandis Ozolinsh	64	
1992-93 Sandis Ozolinsh	23	
1991-92 Doug Wilson	28	
	David Williams	28

GOALTENDING LEADERS BY SEASON

Active players on Sharks Roster in bold

GAMES PLAYED

2006-07	Evgeni Nabokov	50
2005-06	Evgeni Nabokov	45
2003-04	Evgeni Nabokov	59
2002-03	Evgeni Nabokov	55
2001-02	Evgeni Nabokov	67
2000-01	Evgeni Nabokov	66
1999-00	Steve Shields	67
1998-99	Mike Vernon	49
1997-98	Mike Vernon	62
1996-97	Kelly Hrudey	48
1995-96	Chris Terreri	46
1994-95	Arturs Irbe	38
1993-94	Arturs Irbe	74
1992-93	Arturs Irbe	36
	Jeff Hackett	
1991-92	Jeff Hackett	42

MINUTES

2006-07	Evgeni Nabokov	2,778
2005-06	Evgeni Nabokov	2,575
2003-04	Evgeni Nabokov	3,456
2002-03	Evgeni Nabokov	1,561
2001-02	Evgeni Nabokov	3,901
2000-01	Evgeni Nabokov	3,700
1999-00	Steve Shields	3,797
1998-99	Mike Vernon	2,831
1997-98	Mike Vernon	3,564
1996-97	Kelly Hrudey	2,631
1995-96	Chris Terreri	2,516
1994-95	Arturs Irbe	2,043
1993-94	Arturs Irbe	4,412
1992-93	Arturs Irbe	2,074
1991-92	Jeff Hackett	2,314

GOALS-AGAINST AVERAGE (Min. 15 GP)

2006-07	Evgeni Nabokov	2.29
2005-06	Vesa Toskala	2.56
2003-04	Evgeni Nabokov	2.20
2002-03	Evgeni Nabokov	2.71
2001-02	Evgeni Nabokov	2.29
2000-01	Evgeni Nabokov	2.19
1999-00	Mike Vernon	2.49
1998-99	Steve Shields	2.22
1997-98	Mike Vernon	2.46
1996-97	Chris Terreri	2.75
1995-96	Chris Terreri	3.70
1994-95	Arturs Irbe	3.26
1993-94	Arturs Irbe	2.84
1992-93	Arturs Irbe	4.11
1991-92	Jeff Hackett	3.84

WINS

2006-07	Vesa Toskala	26
2005-06	Vesa Toskala	23
2003-04	Evgeni Nabokov	31
2002-03	Evgeni Nabokov	19
2001-02	Evgeni Nabokov	37
2000-01	Evgeni Nabokov	32
1999-00	Steve Shields	27
1998-99	Mike Vernon	16

1997-98	Mike Vernon	30
1996-97	Kelly Hrudey	16
1995-96	Chris Terreri	13
1994-95	Arturs Irbe	14
1993-94	Arturs Irbe	30
1992-93	Arturs Irbe	7
1991-92	Jeff Hackett	11

TIES

2003-04	Evgeni Nabokov	8
2002-03	Evgeni Nabokov	8
2001-02	Evgeni Nabokov	5
2000-01	Evgeni Nabokov	7
1999-00	Steve Shields	8
1998-99	Mike Vernon	10
1997-98	Mike Vernon	8
1996-97	Kelly Hrudey	5
1995-96	Arturs Irbe	4
1994-95	Arturs Irbe	3
1993-94	Arturs Irbe	16
1992-93	Jeff Hackett	1
	Brian Hayward	
1991-92	Arturs Irbe	3

DECISIONS

2006-07	Evgeni Nabokov	(25-16-4)	45
2005-06	Evgeni Nabokov	(16-19-7)	42
2003-04	Evgeni Nabokov	(31-19-8)	58
2002-03	Evgeni Nabokov	(19-28-8)	55
2001-02	Evgeni Nabokov	(37-24-5)	67
2000-01	Evgeni Nabokov	(32-21-7)	60
1999-00	Steve Shields	(27-30-8)	65
1998-99	Mike Vernon	(16-22-10)	38
1997-98	Mike Vernon	(30-22-8)	60
1996-97	Kelly Hrudey	(16-24-5)	45
1995-96	Chris Terreri	(13-29-1)	43
1994-95	Arturs Irbe	(14-19-3)	36
1993-94	Arturs Irbe	(30-28-16)	74
1992-93	Jeff Hackett	(2-30-1)	33
	Arturs Irbe	(7-26-0)	
1991-92	Jeff Hackett	(11-27-1)	39

EMPTY NET GOALS ALLOWED

2006-07	Evgeni Nabokov	4
2005-06	Evgeni Nabokov	2
2003-04	Vesa Toskala	3
2002-03	Evgeni Nabokov	5
2001-02	Evgeni Nabokov	5
2000-01	Evgeni Nabokov	3
1999-00	Steve Shields	3
1998-99	Mike Vernon	3
1997-98	Kelly Hrudey	4
1996-97	Kelly Hrudey	4
	Chris Terreri	4
1995-96	Chris Terreri	10
1994-95	Arturs Irbe	4
1993-94	Arturs Irbe	4
1992-93	Arturs Irbe	3
1991-92	Jarmo Myllys	6

GOALTENDING LEADERS BY SEASON

Active players on Sharks Roster in **bold**

SHUTOUTS

2006-07	Evgeni Nabokov	7
2005-06	Vesa Toskala	2
2003-04	Evgeni Nabokov	^9
2002-03	Evgeni Nabokov	3
2001-02	Evgeni Nabokov	7
2000-01	Evgeni Nabokov	*6
1999-00	Steve Shields	4
1998-99	Mike Vernon/Steve Shields	4
1997-98	Mike Vernon	#5
1996-97	Ed Belfour	1
1995-96	None	
1994-95	Arturs Irbe	4
1993-94	Arturs Irbe	3
1992-93	Arturs Irbe	1
1991-92	None	

^Nabokov and Vesa Toskala shared a shutout on Nov. 21, 2003, but it is not counted in Nabokov's totals. *Nabokov and Miikka Kiprusoff shared a shutout on March 12, 2001. Kiprusoff faced no shots in 38 seconds, but the shutout is not counted in Nabokov's totals. #Vernon and Kelly Hrudey shared a shutout on April 7, 1998 but it is not counted in Vernon's totals.

GOALS ALLOWED

2006-07	Evgeni Nabokov	106
2005-06	Evgeni Nabokov	133
2003-04	Evgeni Nabokov	127
2002-03	Evgeni Nabokov	146
2001-02	Evgeni Nabokov	149
2000-01	Evgeni Nabokov	135
1999-00	Steve Shields	162
1998-99	Mike Vernon	107
1997-98	Mike Vernon	146
1996-97	Kelly Hrudey	140
1995-96	Chris Terreri	155
1994-95	Arturs Irbe	111
1993-94	Arturs Irbe	209
1992-93	Jeff Hackett	176
1991-92	Jeff Hackett	148

SHOTS AGAINST

2006-07	Evgeni Nabokov	1,227
2005-06	Evgeni Nabokov	1,160
2003-04	Evgeni Nabokov	1,610
2002-03	Evgeni Nabokov	1,561
2001-02	Evgeni Nabokov	1,818
2000-01	Evgeni Nabokov	1,582
1999-00	Steve Shields	1,826
1998-99	Mike Vernon	1,200
1997-98	Mike Vernon	1,401
1996-97	Kelly Hrudey	1,263
1995-96	Chris Terreri	1,322
1994-95	Arturs Irbe	1,056
1993-94	Arturs Irbe	2,064
1992-93	Arturs Irbe	1,250
1991-92	Jeff Hackett	1,366

SAVE PERCENTAGE (Min. 15 of team's games played)

2006-07	Evgeni Nabokov	.914
2005-06	Vesa Toskala	.901
2003-04	Evgeni Nabokov	.921
2002-03	Evgeni Nabokov	.906
2001-02	Evgeni Nabokov	.918
2000-01	Evgeni Nabokov	.915
1999-00	Steve Shields/Mike Vernon	.911
1998-99	Steve Shields	.921
1997-98	Kelly Hrudey	.897
1996-97	Chris Terreri	.901
1995-96	Chris Terreri	.883
1994-95	Wade Flaherty	.903
1993-94	Arturs Irbe	.899
1992-93	Arturs Irbe	.886
1991-92	Jeff Hackett	.892

GOALS

2001-02	Evgeni Nabokov	1
---------	-----------------------	---

ASSISTS

2006-07	Vesa Toskala	3
2005-06	Vesa Toskala	1
	Evgeni Nabokov	1
2003-04	None	
2002-03	None	
2001-02	Evgeni Nabokov	3
2000-01	Evgeni Nabokov	2
1999-00	Steve Shields	1
1998-99	Steve Shields	1
1997-98	Mike Vernon	2
1996-97	None	
1995-96	Chris Terreri	5
1994-95	Wade Flaherty	1
1993-94	Arturs Irbe	2
1992-93	Jeff Hackett	1
	Brian Hayward	
1991-92	Jeff Hackett	2

PENALTY MINUTES

2006-07	Evgeni Nabokov	6
2005-06	Evgeni Nabokov	18
2003-04	Evgeni Nabokov	14
2002-03	Evgeni Nabokov	10
2001-02	Evgeni Nabokov	14
2000-01	Evgeni Nabokov	8
1999-00	Steve Shields	29
1998-99	Mike Vernon	8
1997-98	Mike Vernon	24
1996-97	Ed Belfour	8
1995-96	Arturs Irbe	4
	Chris Terreri	4
1994-95	Arturs Irbe	4
1993-94	Arturs Irbe	16
1992-93	Arturs Irbe	10
1991-92	Brian Hayward	14

ROOKIE SINGLE SEASON LEADERS

Active players on Sharks Roster in bold

GAMES PLAYED

1. Doug Zmolek	84	'92-93
2. Brad Stuart	82	'99-00
3. Marc-Edouard Vlasic	81	'06-07
Milan Michalek	81	'05-06
Marcel Goc	81	'05-06
6. Pat Falloon	79	'91-92
7. Matt Carle	77	'06-07
8. Patrick Marleau	74	'97-98
Marco Sturm	74	'97-98
Shean Donovan	74	'95-96

GOALS

1. Pat Falloon	25	'91-92
2. Rob Gaudreau	23	'92-93
3. Milan Michalek	17	'05-06
4. Ryane Clowe	16	'06-07
5. Jeff Friesen	15	'94-95
6. Joe Pavelski	14	'06-07
Steve Bernier	14	'05-06
8. Patrick Marleau	13	'97-98
Steve Guolla	13	'96-97
Shean Donovan	13	'95-96

ASSISTS

1. Pat Falloon	34	'91-92
2. Matt Carle	31	'06-07
Marcus Ragnarsson	31	'95-96
4. Brad Stuart	26	'99-00
5. David Williams	25	'91-92
6. Marc-Edouard Vlasic	23	'06-07
7. Marco Sturm	20	'97-98
Rob Gaudreau	20	'92-93
9. Jim Fahey	19	'02-03
Patrick Marleau	19	'97-98

POINTS

1. Pat Falloon	59	'91-92
2. Rob Gaudreau	43	'92-93
3. Matt Carle	42	'06-07
4. Marcus Ragnarsson	39	'95-96
5. Brad Stuart	36	'99-00
6. Milan Michalek	35	'05-06
7. Ryane Clowe	34	'06-07
8. Patrick Marleau	32	'97-98
9. Marco Sturm	30	'97-98
Alexander Korolyuk	30	'98-99

PLUS/MINUS

(Min. 60 percent of team's games played)		
1. Matt Bradley	22	'01-02
2. Marc-Edouard Vlasic	13	'06-07
3. Matt Carle	9	'06-07
4. Tom Preissing	8	'03-04
Andrei Zyuzin	8	'97-98
6. Niko Dimitrakos	6	'03-04
7. Josh Gorges	5	'05-06
Patrick Marleau	5	'97-98
9. Ryane Clowe	4	'06-07
Joe Pavelski	4	'06-07

PENALTY MINUTES

1. Link Gaetz	326	'91-92
2. Doug Zmolek	229	'92-93
3. Jeff Odgers	217	'91-92
4. Dody Wood	138	'95-96
5. Neil Wilkinson	107	'91-92
6. Andrei Nazarov	94	'94-95
7. Rob Davison	92	'03-04
8. Jay More	85	'91-92
9. Ryane Clowe	78	'06-07
10. Mark Smith	72	'01-02

POWER-PLAY GOALS

1. Matt Carle	8	'06-07
2. Joe Pavelski	5	'06-07
Grant Stevenson	5	'05-06
Brad Stuart	5	'99-00
Pat Falloon	5	'91-92
Jeff Friesen	5	'94-95
Rob Gaudreau	5	'92-93
8. Ryane Clowe	4	'06-07
Milan Michalek	4	'05-06
Marcus Ragnarsson	4	'95-96
Dale Craigwell	4	'91-92

SHORT-HANDED GOALS

1. Rob Gaudreau	2	'92-93
2. Steve Bernier	1	'05-06
Brad Stuart	1	'99-00
Jeff Friesen	1	'94-95
Dody Wood	1	'95-96
Shean Donovan	1	'95-96

GAME-WINNING GOALS

1. Niko Dimitrakos	4	'03-04
2. Joe Pavelski	3	'06-07
Ryane Clowe	3	'06-07
Jonathan Cheechoo	3	'02-03
Marco Sturm	3	'97-98
4. Milan Michalek	2	'05-06
Marcel Goc	2	'05-06
Grant Stevenson	2	'05-06
Jeff Jillson	2	'01-02
Matt Bradley	2	'01-02
Patrick Marleau	2	'97-98
Andrei Zyuzin	2	'97-98
Shean Donovan	2	'95-96
Dale Craigwell	2	'91-92
Jeff Friesen	2	'94-95
Tom Pederson	2	'92-93

GAME-TYING GOALS

1. Pat Falloon	2	'91-92
2. Jonathan Cheechoo	1	'02-03
Tom Preissing	1	'03-04
Niko Dimitrakos	1	'02-03

SHOTS

1. Rob Gaudreau	191	'92-93
2. Pat Falloon	181	'91-92
3. Milan Michalek	159	'05-06
4. Brad Stuart	133	'99-00
5. Marco Sturm	118	'97-98
6. Niko Dimitrakos	116	'03-04
7. Joe Pavelski	111	'06-07
Matt Carle	111	'06-07
7. Viktor Kozlov	107	'95-96
8. Tom Pederson	102	'92-93
9. Alexander Korolyuk	96	'98-99
Marcel Goc	96	'05-06

HAT TRICKS

1. Rob Gaudreau	2	'92-93
2. Ryane Clowe	1	'06-07
Alexei Geyorov	1	'95-96

POINTS BY DEFENSEMAN

1. Matt Carle	42	'06-07
2. Marcus Ragnarsson	39	'95-96
3. Brad Stuart	36	'99-00
4. David Williams	28	'91-92
5. Marc-Edouard Vlasic	26	'06-07
6. Sandis Ozolinsh	23	'92-93
7. Tom Pederson	20	'92-93
8. Jim Fahey	19	'02-03
Tom Preissing	19	'03-04
10. Jay More	17	'91-92

TEAM STATISTICS BY SEASON

OVERALL RECORD

2006-07	51-26-5	(107 points)
2005-06	44-27-11	(99 points)
2003-04	43-21-12-6	(104 points)
2002-03	28-37-9-8	(73 points)
2001-02	44-27-8-3	(99 points)
2000-01	40-27-12-3	(95 points)
1999-00	35-30-10-7	(87 points)
1998-99	31-33-18	(80 points)
1997-98	34-38-10	(78 points)
1996-97	27-47-8	(62 points)
1995-96	20-55-7	(47 points)
1994-95	19-25-4	(42 points)
1993-94	33-35-16	(82 points)
1992-93	11-71-2	(24 points)
1991-92	17-58-5	(39 points)

HOME RECORD

2006-07	25-12-4	(54 points)
2005-06	25-9-7	(57 points)
2003-04	24-8-7-2	(57 points)
2002-03	17-16-5-3	(42 points)
2001-02	25-11-3-2	(55 points)
2000-01	22-14-4-1	(49 points)
1999-00	21-17-3-3	(48 points)
1998-99	17-15-9	(43 points)
1997-98	17-19-5	(39 points)
1996-97	14-23-4	(32 points)
1995-96	12-26-3	(27 points)
1994-95	10-13-1	(21 points)
1993-94	19-13-10	(48 points)
1992-93	8-33-1	(17 points)
1991-92	14-23-3	(31 points)

ROAD RECORD

2006-07	26-14-1 (led NHL)	(53 points)
2005-06	19-18-4	(42 points)
2003-04	19-13-5-4	(47 points)
2002-03	11-21-4-5	(31 points)
2001-02	19-16-5-1	(44 points)
2000-01	18-13-8-2	(46 points)
1999-00	14-20-7-4	(39 points)
1998-99	14-18-9	(37 points)
1997-98	17-19-5	(39 points)
1996-97	13-24-4	(30 points)
1995-96	8-29-4	(20 points)
1994-95	9-12-3	(21 points)
1993-94	14-22-6	(34 points)
1992-93	3-38-1	(7 points)
1991-92	3-35-2	(8 points)

GOALS FOR

2006-07	256	(3.12 avg.)
2005-06	265	(3.23 avg.)
2003-04	219	(2.67 avg.)
2002-03	214	(2.60 avg.)
2001-02	248	(3.02 avg.)
2000-01	217	(2.65 avg.)
1999-00	225	(2.74 avg.)
1998-99	196	(2.39 avg.)
1997-98	210	(2.56 avg.)
1996-97	211	(2.57 avg.)
1995-96	252	(3.07 avg.)
1994-95	129	(2.69 avg.)
1993-94	252	(3.00 avg.)
1992-93	218	(2.60 avg.)
1991-92	219	(2.74 avg.)

GOALS AGAINST

2006-07	197	(2.40 avg.)
2005-06	235	(2.87 avg.)

2003-04	183	(2.23 avg.)
2002-03	239	(2.91 avg.)
2001-02	199	(2.42 avg.)
2000-01	192	(2.34 avg.)
1999-00	214	(2.61 avg.)
1998-99	191	(2.33 avg.)
1997-98	216	(2.63 avg.)
1996-97	278	(3.39 avg.)
1995-96	357	(4.35 avg.)
1994-95	161	(3.35 avg.)
1993-94	265	(3.15 avg.)
1992-93	414	(4.93 avg.)
1991-92	359	(4.49 avg.)

SHOTS FOR

2006-07	2,346	(28.6 avg.)
2005-06	2,483	(30.1 avg.)
2003-04	2,300	(28.0 avg.)
2002-03	2,303	(28.0 avg.)
2001-02	2,228	(27.1 avg.)
2000-01	2,266	(27.6 avg.)
1999-00	2,248	(27.4 avg.)
1998-99	2,143	(26.1 avg.)
1997-98	2,169	(26.5 avg.)
1996-97	2,277	(27.8 avg.)
1995-96	2,143	(26.1 avg.)
1994-95	1,152	(24.0 avg.)
1993-94	2,101	(25.0 avg.)
1992-93	2,384	(28.4 avg.)
1991-92	2,340	(29.3 avg.)

SHOTS AGAINST

2006-07	2,149	(26.2 avg.)
2005-06	2,180	(26.6 avg.)
2003-04	2,373	(28.9 avg.)
2002-03	2,392	(29.2 avg.)
2001-02	2,335	(28.5 avg.)
2000-01	2,169	(26.5 avg.)
1999-00	2,357	(27.4 avg.)
1998-99	2,217	(27.0 avg.)
1997-98	2,020	(24.6 avg.)
1996-97	2,398	(29.2 avg.)
1995-96	2,716	(33.1 avg.)
1994-95	1,517	(31.6 avg.)
1993-94	2,389	(28.4 avg.)
1992-93	3,080	(36.7 avg.)
1991-92	2,900	(36.3 avg.)

PENALTY MINUTES

2006-07	955	(11.6 avg.)
2005-06	1,058	(12.9 avg.)
2003-04	1,091	(13.3 avg.)
2002-03	1,112	(13.5 avg.)
2001-02	1,249	(15.2 avg.)
2000-01	1,364	(16.6 avg.)
1999-00	1,292	(15.8 avg.)
1998-99	1,423	(17.4 avg.)
1997-98	1,397	(17.0 avg.)
1996-97	2,085	(25.4 avg.)
1995-96	1,480	(18.0 avg.)
1994-95	840	(17.5 avg.)
1993-94	1,343	(16.0 avg.)
1992-93	2,134	(25.4 avg.)
1991-92	1,894	(23.7 avg.)

SHORT-HANDED GOALS

2006-07	7
2005-06	10
2003-04	9
2002-03	5
2001-02	15

TEAM STATISTICS BY SEASON

2000-01	8	1997-98	13.5%	(54-400)
1999-00	16	1996-97	14.3%	(50-349)
1998-99	8	1995-96	16.1%	(62-385)
1997-98	10	1994-95	11.8%	(24-203)
1996-97	9	1993-94	16.0%	(68-424)
1995-96	15	1992-93	16.1%	(66-409)
1994-95	6	1991-92	17.1%	(64-374)
1993-94	6			
1992-93	13			
1991-92	11			

SHORT-HANDED GOALS ALLOWED

2006-07	4
2005-06	11
2003-04	9
2002-03	10
2001-02	6
2000-01	10
1999-00	4
1998-99	4
1997-98	5
1996-97	11
1995-96	20
1994-95	5
1993-94	13
1992-93	15
1991-92	17

POWER PLAY GOALS

2006-07	92
2005-06	91
2003-04	56
2002-03	68
2001-02	59
2000-01	57
1999-00	62
1998-99	53
1997-98	54
1996-97	51
1995-96	62
1994-95	24
1993-94	68
1992-93	66
1991-92	64

POWER-PLAY GOALS ALLOWED

2006-07	55
2005-06	77
2003-04	47
2002-03	68
2001-02	54
2000-01	61
1999-00	61
1998-99	61
1997-98	59
1996-97	66
1995-96	93
1994-95	39
1993-94	77
1992-93	113
1991-92	89

POWER PLAY PERCENTAGE

2006-07	22.4%	(92-410)
2005-06	18.2%	(91-500)
2003-04	16.6%	(56-337)
2002-03	18.1%	(68-375)
2001-02	16.0%	(59-369)
2000-01	14.0%	(57-406)
1999-00	16.4%	(62-377)
1998-99	13.3%	(53-399)

PENALTY KILLING PERCENTAGE

2006-07	83.3%	(55-330)
2005-06	80.7%	(77-399)
2003-04	85.3%	(47-319)
2002-03	81.0%	(68-358)
2001-02	85.8%	(54-381)
2000-01	86.2%	(61-441)
1999-00	83.6%	(61-372)
1998-99	85.0%	(61-407)
1997-98	85.2%	(59-398)
1996-97	83.9%	(66-409)
1995-96	76.6%	(93-397)
1994-95	81.3%	(39-208)
1993-94	78.6%	(77-360)
1992-93	76.7%	(113-483)
1991-92	78.1%	(89-407)

TEAM SHUTOUTS

2006-07	11
2005-06	5
2003-04	11
2002-03	5
2001-02	9
2000-01	9
1999-00	5
1998-99	8
1997-98	7
1996-97	1
1995-96	0
1994-95	5
1993-94	3
1992-93	1
1991-92	0

POINTS PERCENTAGE

2006-07	.652
2005-06	.604
2003-04	.634
2002-03	.445
2001-02	.603
2000-01	.579
1999-00	.530
1998-99	.488
1997-98	.476
1996-97	.378
1995-96	.329
1994-95	.438
1993-94	.488
1992-93	.143
1991-92	.244


SPECIAL TEAMS BY SEASON

POWER PLAY

Season	Home			Road			Total		
	PPG	ATT	PCT.	PPG	ATT	PCT.	PPG	ATT	PCT.
2006-07	53	223	23.8	39	187	20.9	92	410	22.4
2005-06	48	257	18.7	43	243	17.7	91	500	18.2
2003-04	29	172	16.9	27	165	16.4	56	337	16.6
2002-03	37	190	19.5	31	185	16.8	68	375	18.1
2001-02	35	195	17.9	24	174	13.8	59	369	16.0
2000-01	32	219	14.6	25	187	13.4	57	406	14.0
1999-00	34	204	16.7	28	173	16.2	62	377	16.4
1998-99	23	199	11.6	30	200	15.0	53	399	13.3
1997-98	26	219	11.9	28	181	15.5	54	400	13.5
1996-97	29	175	16.6	21	174	12.1	50	349	14.3
1995-96	30	199	15.1	32	186	17.2	62	385	16.1
1994-95	14	114	12.3	10	89	11.2	24	203	11.8
1993-94	38	236	16.1	30	188	16.0	68	424	16.0
1992-93	41	225	18.2	25	184	13.6	66	409	16.1
1991-92	36	204	17.6	28	170	16.5	64	374	17.1
TOTALS	404	2551	15.8	339	2256	15.0	743	4807	15.5

PENALTY KILLING

Season	Home			Road			Total		
	PPGA	TSH	PCT.	PPGA	TSH	PCT.	PPGA	TSH	PCT.
2006-07	23	167	86.2	32	163	80.4	55	330	83.3
2005-06	36	169	81.7	41	203	79.8	77	399	80.7
2003-04	13	145	91.0	34	174	80.5	47	319	85.3
2002-03	34	169	79.9	34	189	82.0	68	358	81.0
2001-02	22	170	87.1	32	211	84.8	54	381	85.8
2000-01	34	197	82.7	27	244	88.9	61	441	86.2
1999-00	31	188	83.5	30	184	83.7	61	372	83.6
1998-99	27	215	87.4	34	192	82.3	61	407	85.0
1997-98	32	191	83.2	27	207	87.0	59	398	85.2
1996-97	33	189	82.5	33	220	85.0	66	409	83.9
1995-96	45	191	76.4	48	206	76.7	93	397	76.6
1994-95	17	96	82.3	22	112	80.4	39	208	81.3
1993-94	40	181	77.9	37	179	79.3	77	360	78.6
1992-93	58	231	74.9	55	252	78.2	113	483	76.6
1991-92	35	211	83.4	54	196	72.4	89	407	78.1
TOTALS	421	2374	82.3	467	2566	81.8	888	4940	82.0



Curtis Brown and Mike Grier were on the No. 1 penalty killing unit in 2006-07.

HAT TRICKS

Active players on Sharks Roster in **bold**

SHARKS (37)

Goals	Player	Date	Game	Score	Goaltender(s)
3	Jonathan Cheechoo	April 1, 2007	vs. Los Angeles	6-2 W	Sean Burke
3	Jonathan Cheechoo	March 22, 2007	at Atlanta	5-1 W	Kari Lehtonen (2), Johan Hedberg (1)
3	Bill Guerin	March 13, 2007	vs. Chicago	7-1 W	Patrick Lalime
3	Ryane Clowe	Jan. 6, 2007	vs. Columbus	5-2 W	Fredrik Norrena
3	Patrick Marleau	Nov. 9, 2006	at Los Angeles	7-3 W	Mathieu Garon
3	Jonathan Cheechoo	Oct. 12, 2006	at Edmonton	4-6 L	Dwayne Roloson
3	Jonathan Cheechoo	April 15, 2006	vs. Anaheim	6-3 W	J.S. Giguere (2), Ilya Bryzgalov (0), Empty Net (1)
3	Jonathan Cheechoo	Mar. 13, 2006	vs. Los Angeles	4-3 W	Mathieu Garon
3	Jonathan Cheechoo	Feb. 1, 2006	at Anaheim	6-4 W	Ilya Bryzgalov
3	Jonathan Cheechoo	Jan. 5, 2006	vs. Columbus	6-3 W	Marc Denis
3	Jonathan Cheechoo	Dec. 20, 2005	vs. Anaheim	4-2 W	J.S. Giguere
3	Alyn McCauley	Nov. 1, 2003	at Florida	6-2 W	Steve Shields
3	Patrick Marleau	April 6, 2002	vs. Detroit	6-3 W	Manny Legace
3	Mike Ricci	April 7, 2001	vs. Dallas	4-5 L (OT)	Ed Belfour
3	Teemu Selanne	March 29, 2001	vs. Anaheim	7-4 W	Jean-Sebastien Giguere (2), Empty Net (1)
3	Scott Thornton	March 7, 2001	at Florida	3-3 T	Roberto Luongo
3	Todd Harvey	Dec. 18, 2000	at Washington	5-3 W	Olaf Kolzig (2), Empty Net (1)
3	Jeff Friesen	Oct. 4, 1999	vs. Chicago	7-1 W	Joeylyn Thibault (1), Steve Passmore (2)
3	Owen Nolan	Oct. 4, 1999	vs. Chicago	7-1 W	Jocelyn Thibault
3	Vincent Damphousse	April 3, 1999	vs. Vancouver	5-2 W	Garth Snow (2), Empty Net (1)
3	Marco Sturm	Dec. 23, 1998	at Edmonton	5-3 W	Bob Essensa (1), Mikhail Shtalenkov (1), Empty Net (1)
3	Tony Granato	April 4, 1997	vs. Colorado	7-6 W	Craig Billington
3	Owen Nolan	Oct. 27, 1996	at Chicago	6-2 W	Jimmy Waite (2)/E. Belfour (1)
3	Tony Granato	Oct. 6, 1996	at Los Angeles	7-6 W	Stephane Fiset
3	Jeff Friesen	March 20, 1996	at Winnipeg	7-1 W	Nikolai Khabibulin (2)/Dominic Roussel (1)
3	Alexei Yegorov	Feb. 20, 1996	at Calgary	3-5 L	Rick Tabaracci
3	Kevin Miller	Jan. 30, 1996	vs. Hartford	8-2 W	Sean Burke (1)/Jason Muzzatti (2)
3	Ray Sheppard	Jan. 13, 1996	at Pittsburgh	10-8 W	Tom Barrasso
4	Owen Nolan	Dec. 19, 1995	at Anaheim	7-4 W	Guy Hebert (1)/Mikhail Shtalenkov (3)
3	Ulf Dahlen	April 2, 1994	vs. Vancouver	7-4 W	Kay Whitmore
3	Sergei Makarov	March 29, 1994	vs. Winnipeg	9-4 W	Tim Cheveldae
3	Igor Larionov	March 25, 1994	at Winnipeg	8-3 W	Tim Cheveldae
3	Rob Gaudreau	Feb. 6, 1994	at Dallas	7-1 W	D. Wakaluk (2)/Andy Moog (1)
3	Igor Larionov	Jan. 15, 1994	vs. Hartford	8-2 W	Sean Burke
3	Johan Garpenlov	April 1, 1993	vs. Winnipeg	5-9 L	Bob Essensa
3	Rob Gaudreau	Dec. 12, 1992	vs. Quebec	7-8 L	Ron Hextall
3	Rob Gaudreau	Dec. 3, 1992	vs. Hartford	5-7 L	Sean Burke

OPPONENTS (66)

Goals	Player	Date	Game	Score	Goaltender(s)
3	Bill Guerin	Feb. 13, 2007	at St. Louis	6-5 W	Vesa Toskala
3	Jeremy Roenick	Dec. 30, 2006	at Phoenix	0-8 L	Evgeni Nabokov (1), Vesa Toskala (2)
3	Ryan Smyth	Oct. 12, 2006	at Edmonton	4-6 L	Evgeni Nabokov
3	Steven Reinprecht	Apr. 1, 2006	vs. Phoenix	3-4 L OT	Vesa Toskala
3	Mathieu Schneider	Nov. 26, 2005	vs. Detroit	6-7 L	Evgeni Nabokov
3	Brian Rolston	Nov. 5, 2005	vs. Minnesota	1-3 L	Nolan Schaefer (2), Empty Net (1)
3	Steve Sullivan	Feb. 18, 2004	at Nashville	3-7 L	Evgeni Nabokov
3	Josef Vasicek	Oct. 28, 2003	at Carolina	0-3 L	Vesa Toskala
3	Steven Reinprecht	Jan. 4, 2002	vs. Colorado	1-6 L	Evgeni Nabokov (1), Miikka Kiprusoff (2)
3	Tyler Arnason	Dec. 28, 2002	vs. Chicago	3-3 T	Evgei Nabokov
3	Andreas Johansson	Nov. 27, 2002	at Nashville	2-4 L	Evgeni Nabokov
3	Markus Naslund	Oct. 21, 2002	vs. Vancouver	2-5 L	Vesa Toskala (1), Miikka Kiprusoff (2)
3	Espen Knutsen	Jan. 24, 2002	at Columbus	2-6 L	Evgeni Nabokov (2), Miikka Kiprusoff (1)
3	Patrik Elias	Oct. 18, 2001	at New Jersey	1-6 L	Evgeni Nabokov (2), Miikka Kiprusoff (1)
3	Brendan Shanahan	Oct. 4, 2001	vs. Detroit	3-4 L OT	Evgeni Nabokov
3	Paul Kariya	March 29, 2001	vs. Anaheim	7-4 W	Evgeni Nabokov (2), Miikka Kiprusoff (1)

HAT TRICKS

Active players on Sharks Roster in **bold**

3	Tomas Holmstrom	March 18, 2001	vs. Detroit	4-6 L	Evgeni Nabokov (2), Miikka Kiprusoff (1)
3	Daniel Alfredsson	March 1, 2001	at Ottawa	4-8 L	Evgeni Nabokov (1), Steve Shields (2)
3	Todd Bertuzzi	Dec. 30, 2000	vs. Vancouver	3-6 L	Evgeni Nabokov
3	Harold Druken	Dec. 8, 2000	vs. Vancouver	1-6 L	Evgeni Nabokov (1)/Steve Shields (2)
3	Theoren Fleury	Oct. 10, 1998	vs. Calgary	3-2 L	Mike Vernon
3	Keith Tkachuk	Dec. 26, 1997	vs. Phoenix	0-4 L	Kelly Hrudey (1), Mike Vernon (2)
3	Teemu Selanne	Nov. 10, 1997	at Anaheim	6-4 W	Mike Vernon
3	Zigmund Palffy	Oct. 16, 1997	vs. NY Islanders	2-5 L	Mike Vernon
3	Brendan Shanahan	Feb. 12, 1997	at Detroit	1-7 L	Wade Flaherty
3	Teemu Selanne	Nov. 1, 1996	at Anaheim	3-4 L	Kelly Hrudey
3	John LeClair	March 17, 1996	at Philadelphia	2-8 L	Geoff Sarjeant
3	Brett Hull	March 15, 1996	vs. St. Louis	2-4 L	Terreri (1)/Sarjeant (2)
3	Brian Bellows	March 1, 1996	vs. Tampa Bay	3-7 L	Wade Flaherty
3	Jason Wiemer	March 1, 1996	vs. Tampa Bay	3-7 L	Wade Flaherty
3	Teemu Selanne	Feb. 25, 1996	at Anaheim	3-4 L	Chris Terreri
3	Gary Roberts	Feb. 20, 1996	at Calgary	3-5 L	Chris Terreri
3	Valeri Kamensky	Dec. 5, 1995	at Colorado	2-12 L	Chris Terreri (2)/Wade Flaherty (1)
3	Cliff Ronning	Dec. 1, 1995	at Vancouver	2-7 L	Chris Terreri (2)/Wade Flaherty (1)
3	Ron Francis	Nov. 10, 1995	vs. Pittsburgh	1-9 L	Arturs Irbe (2)/Wade Flaherty (1)
3	Donald Audette	Nov. 8, 1995	at Buffalo	2-7 L	Wade Flaherty
3	Alexander Mogilny	Oct. 14, 1995	vs. Vancouver	6-7 L	Wade Flaherty
3	Joe Nieuwendyk	April 10, 1995	at Calgary	3-8 L	Wade Flaherty (3)/Arturs Irbe
3	Nelson Emerson	March 28, 1995	vs. Winnipeg	6-5 W	Arturs Irbe (3)/Wade Flaherty
3	Bernie Nicholls	March 21, 1995	vs. Chicago	3-7 L	Wade Flaherty
3	Mike Modano	Feb. 21, 1994	vs. Dallas	3-6 L	Jimmy Waite
5	Mike Ricci	Feb. 17, 1994	vs. Quebec	2-8 L	Arturs Irbe (3)/Jimmy Waite (2)
3	Mikael Renberg	Feb. 15, 1994	vs. Philadelphia	4-6 L	Arturs Irbe
3	Patrick Flatley	Feb. 1, 1994	at N.Y. Islanders	4-5 L	Arturs Irbe
3	Vyacheslav Kozlov	Jan. 6, 1994	vs. Detroit	3-10 L	Arturs Irbe (2)/Jimmy Waite (1)
3	Ray Sheppard	Jan. 6, 1994	vs. Detroit	3-10 L	Arturs Irbe (2)/Jimmy Waite (1)
3	Scott Young	Dec. 19, 1993	at Quebec	5-7 L	Jimmy Waite
3	Kevin Miller	Oct. 21, 1993	at St. Louis (@ Sacto.)	2-5 L	Jimmy Waite
3	Stephane Richer	Mar. 29, 1993	at New Jersey	0-5 L	Jeff Hackett
3	Ronnie Stern	Feb. 10, 1993	at Calgary	1-13 L	Arturs Irbe (2)/Jeff Hackett (1)
3	Robert Reichel	Feb. 10, 1993	at Calgary	1-13 L	Arturs Irbe (2)/Jeff Hackett (1)
3	Bob Kudelski	Jan. 10, 1993	at Ottawa	2-3 L	Jeff Hackett
3	Scott Young	Dec. 12, 1992	vs. Quebec	7-8	Brian Hayward
3	Mike Donnelly	Nov. 8, 1992	vs. Los Angeles	4-11 L	Arturs Irbe
3	Jari Kurri	Nov. 8, 1992	vs. Los Angeles	4-11 L	Arturs Irbe
3	Luc Robitaille	Nov. 8, 1992	vs. Los Angeles	4-11 L	Arturs Irbe
3	Rick Tocchet	March 6, 1992	vs. Pittsburgh	3-7 L	Jarmo Myllys
3	Jimmy Carson	Feb. 15, 1992	at Detroit	1-11 L	Arturs Irbe (3)/Jarmo Myllys
3	Dale Hawerchuk	Feb. 14, 1992	at Buffalo	6-7 L	Jarmo Myllys
3	Stephan Lebeau	Feb. 12, 1992	at Montreal	1-6	Jeff Hackett
3	John Druce	Feb. 9, 1992	at Washington	2-6 L	Jeff Hackett (3)/Jarmo Myllys
3	John Cullen	Feb. 4, 1992	vs Hartford	6-5 W	Jeff Hackett
3	Igor Larionov	Dec. 28, 1991	vs Vancouver	2-3 L	Jeff Hackett
3	Kevin Stevens	Dec. 5, 1991	vs Pittsburgh	0-8 L	Jeff Hackett/Arturs Irbe (1)/ Brian Hayward (2)
3	Wayne Gretzky	Nov. 23, 1991	at Los Angeles	4-6 L	Arturs Irbe
3	Pat Lafontaine	Nov. 12, 1991	vs Buffalo	1-7 L	Arturs Irbe (1)/Jeff Hackett (2)
3	Bob Kudelski	Oct. 16, 1991	at Los Angeles	5-8 L	Jeff Hackett

SHUTOUTS

Active players on Sharks Roster in **bold**

SHARKS (80)

Date	Opponent	Goaltender	Score	Saves
March 16, 2007	vs. Columbus	Evgeni Nabokov	3-0	35
March 11, 2007	vs. Edmonton	Evgeni Nabokov	3-0	22
March 6, 2007	at Minnesota	Evgeni Nabokov	3-0	26
March 4, 2007	at Dallas	Evgeni Nabokov	4-0	26
Feb. 22, 2007	at Chicago	Evgeni Nabokov	2-0	21
Dec. 11, 2006	vs. Phoenix	Vesa Toskala	4-0	23
Nov. 28, 2006	at St. Louis	Vesa Toskala	2-0	29
Nov. 25, 2006	vs. New Jersey	Evgeni Nabokov	2-0	24
Oct. 23, 2006	at Columbus	Vesa Toskala	3-0	23
Oct. 17, 2006	vs. Dallas	Evgeni Nabokov	2-0	32
Oct. 7, 2006	vs. New York Islanders	Evgeni Nabokov	2-0	26
April 6, 2006	at Los Angeles	Vesa Toskala	5-0	14
March 21, 2006	at St. Louis	Vesa Toskala	6-0	33
Jan. 12, 2006	at Ottawa	Evgeni Nabokov	2-0	40
Dec. 2, 2005	at Buffalo	Evgeni Nabokov	5-0	20
		Nolan Schaefer		7
Nov. 4, 2005	at Anaheim	Nolan Schaefer	1-0	21
March 31, 2004	at Los Angeles	Evgeni Nabokov	3-0	22
March 26, 2004	at Phoenix	Vesa Toskala	3-0	30
Feb. 29, 2004	vs. St. Louis	Evgeni Nabokov	1-0	24
Feb. 5, 2004	vs. Phoenix	Evgeni Nabokov	5-0	20
Feb. 3, 2004	vs. Florida	Evgeni Nabokov	3-0	26
Jan. 24, 2004	vs. Minnesota	Evgeni Nabokov	4-0	24
Dec. 31, 2003	at Columbus	Evgeni Nabokov	1-0	26
Dec. 27, 2003	vs. Los Angeles	Evgeni Nabokov	5-0	25
Dec. 13, 2003	vs. Anaheim	Evgeni Nabokov	2-0	28
Nov. 21, 2003	at Phoenix	Evgeni Nabokov	0-0	9
		Vesa Toskala		31
Oct. 16, 2003	vs. Philadelphia	Evgeni Nabokov	0-0	26
March 27, 2003	vs. Detroit	Vesa Toskala	3-0	25
Feb. 21, 2003	vs. Columbus	Evgeni Nabokov	6-0	29
Jan. 27, 2003	at Los Angeles	Evgeni Nabokov	3-0	32
Jan. 11, 2003	vs. Vancouver	Miikka Kiprusoff	3-0	29
Dec. 14, 2002	vs. Washington	Evgeni Nabokov	2-0	34
March 9, 2002	vs. Vancouver	Miikka Kiprusoff	2-0	32
Feb. 10, 2002	vs. Carolina	Evgeni Nabokov	4-0	24
Feb. 6, 2002	vs. Calgary	Evgeni Nabokov	2-0	27
Jan. 15, 2002	at Colorado	Evgeni Nabokov	1-0 (OT)	38
Jan. 5, 2002	vs. Florida	Miikka Kiprusoff	6-0	28
Dec. 14, 2001	at Colorado	Evgeni Nabokov	3-0	38
Nov. 29, 2001	vs. Pittsburgh	Evgeni Nabokov	5-0	38
Oct. 27, 2001	vs. Columbus	Evgeni Nabokov	2-0	16
Oct. 6, 2001	vs. Minnesota	Evgeni Nabokov	0-0 (OT)	19
April 5, 2001	vs. Phoenix	Evgeni Nabokov	3-0	28
March 26, 2001	at Los Angeles	Evgeni Nabokov	0-0 (OT)	27
March 12, 2001	vs. Montreal	Evgeni Nabokov	3-0	20
		Miikka Kiprusoff		0
Feb. 16, 2001	at Nashville	Evgeni Nabokov	2-0	19
Feb. 14, 2001	at Chicago	Steve Shields	7-0	31
Feb. 8, 2001	at Vancouver	Steve Shields	0-0 (OT)	26
Dec. 20, 2000	at Detroit	Evgeni Nabokov	2-0	31
Dec. 4, 2000	at Calgary	Evgeni Nabokov	8-0	21
Nov. 11, 2000	at NY Islanders	Evgeni Nabokov	4-0	24
April 3, 2000	at Edmonton	Steve Shields	1-0	20
Feb. 11, 2000	at Atlanta	Steve Shields	3-0	24
Feb. 8, 2000	at Tampa Bay	Steve Shields	8-0	23
Jan. 19, 2000	at Colorado	Evgeni Nabokov	0-0 (OT)	39
Oct. 13, 1999	at Dallas	Steve Shields	2-0	35
April 6, 1999	at Phoenix	Steve Shields	1-0	33
April 2, 1999	at Vancouver	Steve Shields	7-0	18
Mar. 12, 1999	vs. Detroit	Steve Shields	2-0	26
Feb. 8, 1999	at Phoenix	Mike Vernon	3-0	27
Jan. 11, 1999	vs. Los Angeles	Mike Vernon	4-0	30
Dec. 26, 1998	vs. Vancouver	Steve Shields	2-0	25
Nov. 12, 1998	vs. Carolina	Mike Vernon	3-0	20
Nov. 4, 1998	vs. Dallas	Mike Vernon	4-0	21
April 7, 1998	vs. Calgary	Mike Vernon	6-0	13
		Kelly Hrudey		3

SHUTOUTS

Active players on Sharks Roster in bold

March 6, 1998	at Anaheim	Mike Vernon	3-0	23
Feb. 4, 1998	at Edmonton	Mike Vernon	3-0	21
Dec. 18, 1997	vs. Vancouver	Mike Vernon	0-0 (OT)	21
Dec. 12, 1997	at Dallas	Kelly Hrudey	1-0	24
Nov. 20, 1997	at Philadelphia	Mike Vernon	3-0	28
Nov. 4, 1997	vs. Toronto	Mike Vernon	0-0 (OT)	19
March 6, 1997	vs. Ottawa	Ed Belfour	2-0	29
April 28, 1995	vs. Los Angeles	Arturs Irbe	4-0	29
April 16, 1995	vs. Los Angeles	Arturs Irbe	2-0	22
April 7, 1995	vs. Edmonton	Wade Flaherty	5-0	26
Feb. 17, 1995	at Los Angeles	Arturs Irbe	2-0	37
Jan. 25, 1995	vs. Winnipeg	Arturs Irbe	4-0	28
March 6, 1994	vs. Anaheim	Arturs Irbe	6-0	25
Feb. 13, 1994	vs. Chicago	Arturs Irbe	1-0	23
Nov. 27, 1993	vs. Anaheim	Arturs Irbe	1-0	15
Nov. 17, 1992	vs. Los Angeles	Arturs Irbe	6-0	39

OPPONENTS (81)

DATE	OPPONENT	GOALTENDER	SCORE	SAVES
Feb. 16, 2007	at Columbus	Frederic Norrena	0-3	29
Feb. 14, 2007	at Nashville	Tomas Vokoun	0-5	22
Jan. 20, 2007	vs. St. Louis	Manny Legace	0-1	31
Dec. 30, 2006	at Phoenix	Curtis Joseph	0-8	40
Dec. 21, 2006	vs. Dallas	Marty Turco	0-3	20
Dec. 4, 2006	at Dallas	Marty Turco	0-1	25
Nov. 21, 2006	at Anaheim	J.S. Giguere	0-5	23
April 17, 2006	vs. Los Angeles	Jason Labarbera	0-4	31
March 23, 2006	at Detroit	Manny Legace	0-4	28
March 4, 2006	at Calgary	Miikka Kiprusoff	0-2	26
Feb. 4, 2006	vs. Anaheim	J.S. Giguere	0-2	35
Jan. 26, 2006	vs. Anaheim	Ilya Bryzgalov	0-2	24
March 7, 2004	at Dallas	Marty Turco	0-4	22
Jan. 13, 2004	vs. Dallas	Marty Turco	0-3	17
Oct. 28, 2003	at Carolina	Kevin Weekes	0-3	28
Oct. 21, 2003	vs. Anaheim	Martin Gerber	0-2	34
Oct. 16, 2003	vs. Philadelphia	Jeff Hackett	0-0 (OT)	27
March 20, 2003	at Colorado	Patrick Roy	0-2	29
March 9, 2003	at Dallas	Ron Tugnutt	0-3	23
Feb. 19, 2003	vs. NY Islanders	Garth Snow	0-3	29
Feb. 12, 2003	at Columbus	Marc Denis	0-1	38
March 23, 2002	at Los Angeles	Felix Potvin	0-3	17
March 13, 2002	vs. St. Louis	Brent Johnson	0-2	18
March 5, 2002	vs. Nashville	Mike Dunham	0-2	26
Dec. 21, 2001	at Detroit	Dominik Hasek	0-3	19
Nov. 21, 2001	vs. Minnesota	Manny Fernandez	0-2	22
Oct. 6, 2001	vs. Minnesota	Dwayne Roloson	0-0 (OT)	36
March 26, 2001	at Los Angeles	Felix Potvin	0-0 (OT)	15
March 17, 2001	at Los Angeles	Felix Potvin	0-1 (OT)	18
March 10, 2001	vs. Nashville	Tomas Vokoun	0-3	17
Feb. 21, 2001	at Anaheim	Jean-Sebastien Giguere	0-1	24
Feb. 8, 2001	at Vancouver	Bob Essensa	0-0 (OT)	31
Jan. 3, 2001	vs. Calgary	Fred Brathwaite	0-1	30
April 1, 2000	at Calgary	Fred Brathwaite	0-3	29
Feb. 1, 2000	vs. Phoenix	Bob Essensa	0-1 (OT)	34
Jan. 19, 2000	at Colorado	Patrick Roy	0-0 (OT)	15
Dec. 26, 1999	vs. Anaheim	Dominic Roussel	0-1	26
April 16, 1999	vs. Los Angeles	Stephane Fiset	0-2	33
Mar. 6, 1999	vs. Chicago	Jocelyn Thibault	0-4	23
Feb. 6, 1999	at Los Angeles	Jamie Storr	0-2	27
Jan. 30, 1999	at Colorado	Patrick Roy	0-5	22
Jan. 26, 1999	vs. St. Louis	Rich Parent	0-3	20
Dec. 15, 1998	vs. N.Y. Islanders	Tommy Salo	0-1	13
Dec. 2, 1998	vs. Dallas	Ed Belfour	0-3	26
Nov. 25, 1998	at Carolina	Trevor Kidd	0-3	36
Oct. 18, 1998	vs. Boston	Rob Tallas	0-3	22
March 21, 1998	vs. Colorado	Patrick Roy	0-2	23
Jan. 29, 1998	vs. Chicago	Jeff Hackett	0-3	29
Jan. 3, 1998	at Boston	Byron Dafeo	0-3	23
Dec. 26, 1997	vs. Phoenix	Nikolai Khabibulin	0-4	30
Dec. 18, 1997	vs. Vancouver	Arturs Irbe	0-0 (OT)	38

SHUTOUTS

Active players on Sharks Roster in **bold**

Nov. 4, 1997	vs. Toronto	Glenn Healy	0-0 (OT)	16
		Marcel Cousineau		6
Nov. 1, 1997	at St. Louis	Grant Fuhr	0-2	24
Oct. 7, 1997	vs. Ottawa	Damien Rhodes	0-1	23
Dec. 13, 1996	vs. Pittsburgh	Pat Lalime	0-4	20
Nov. 23, 1996	vs. Anaheim	Guy Hebert	0-3	25
Oct. 8, 1996	at Colorado	Patrick Roy	0-6	24
April 12, 1996	vs. Calgary	Rick Tabaracci	0-6	25
Feb. 12, 1996	at Montreal	Jocelyn Thibault	0-3	21
April 17, 1995	at Anaheim	Guy Hebert	0-3	27
April 13, 1995	at Detroit	Mike Vernon	0-3	12
Feb. 24, 1995	vs. Calgary	Trevor Kidd	0-3	17
Feb. 7, 1995	at Detroit	Chris Osgood	0-6	16
March 12, 1994	at Calgary	Mike Vernon	0-2	16
Feb. 26, 1994	at Detroit	Chris Osgood	0-2	22
Nov. 11, 1993	at Dallas	Jon Casey	0-4	20
March 29, 1993	at New Jersey	Chris Terreri	0-5	24
March 16, 1993	vs. N.Y. Islanders	Glen Healy	0-6	26
Feb. 25, 1993	vs. Toronto	Daren Puppa	0-5	22
Feb. 22, 1993	vs. N.Y. Rangers	John Vanbiesbrouck	0-4	29
Feb. 12, 1993	at Edmonton	Bill Ranford	0-6	28
Nov. 19, 1992	vs. Toronto	Grant Fuhr	0-2	23
March 11, 1992	at Winnipeg	Stephane Beauregard	0-3	20
March 1, 1992	vs. Philadelphia	Ron Hextall	0-1	30
Feb. 2, 1992	at Winnipeg	Bob Essensa	0-6	40
Jan. 4, 1992	vs. Montreal	Patrick Roy	0-1 (OT)	25
Dec. 19, 1991	at St. Louis	Curtis Joseph	0-4	21
Dec. 5, 1991	vs. Pittsburgh	Tom Barrasso	0-8	39
Nov. 16, 1991	at Vancouver	Kirk McLean	0-1	20
Oct. 26, 1991	at New Jersey	Chris Terreri	0-9	26
Oct. 23, 1991	at Hartford	Kay Whitmore	0-3	33

20+ GOAL SEASONS

Active players on Sharks Roster in **bold**

PLAYER	SEASON	DATE/OPP	TEAM GAME NO.	PLAYER GAME NO.	TOTAL GOALS
Jonathan Cheechoo	2005-06	Dec. 30 vs. Colorado	37	37	56
Owen Nolan	1999-00	Dec. 6 vs. Tampa Bay	32	32	44
Jonathan Cheechoo	2006-07	Feb. 7 at Anaheim	55	49	37
Patrick Marleau	2005-06	Jan. 24 vs. Los Angeles	46	46	34
Patrick Marleau	2006-07	Jan. 11 at Los Angeles	44	44	32
Owen Nolan	1996-97	Jan. 30 at Calgary	49	46	31
Jeff Friesen	1997-98	Jan. 31 vs. Colorado	52	49	31
Sergei Makarov	1993-94	Feb. 28 at Winnipeg	64	64	30
Teemu Selanne	2001-02	Feb. 26 at Nashville	58	58	29
Owen Nolan	1995-96	Feb. 26 vs. Montreal	62*	55*	29*
Teemu Selanne	2002-03	Dec. 30 vs. Philadelphia	37	37	28
Patrick Marleau	2003-04	Jan. 28 vs. Calgary	51	49	28
Patrick Marleau	2002-03	Jan. 30 vs. Anaheim	51	51	28
Jeff Friesen	1996-97	Feb. 28 at Hartford	62	62	28
Marco Sturm	2002-03	March 1 at Calgary	65	65	28
Jonathan Cheechoo	2003-04	March 11 vs. N.Y. Islanders	70	69	28
Ray Sheppard	1995-96	Jan. 13 at Pittsburgh	44@	34@	27@
Milan Michalek	2006-07	March 18 at Colorado	73	69	26
Jeff Friesen	1999-00	Feb. 9 at Florida	58	58	26
Scott Thornton	2001-02	March 10 at Vancouver	65	62	26
Sandis Ozolinsh	1993-94	March 6 vs. Anaheim	66	63	26
Kelly Kisio	1992-93	March 25 at Philadelphia	75	69	26
Patrick Marleau	2000-01	Jan. 24 vs. Edmonton	48	48	25
Pat Falloon	1991-92	March 6 vs. Pittsburgh	66	65	25
Tony Granato	1996-97	March 19 at Calgary	70	64	25
Joe Murphy	1998-99	April 2 at Vancouver	75	69	25
Todd Elik	1993-94	March 25 at Winnipeg	75^	66^	25^
Owen Nolan	2000-01	March 1 at Ottawa	64	43	24
Rob Gaudreau	1992-93	March 7 vs. Edmonton	67	67	23
Owen Nolan	2001-02	April 4 vs. Phoenix	77	71	23
Joe Thornton	2006-07	March 18 at Colorado	73	73	22
Owen Nolan	2002-03	Feb. 14 at Chicago	58!	55!	22!

20+ GOAL SEASONS

Active players on Sharks Roster in **bold**

Kevin Miller	1995-96	Feb. 25 at Anaheim	61	59	22
David Bruce	1991-92	March 4 vs. Los Angeles	65	65	22
Pat Falloon	1993-94	March 19 at Los Angeles	71	70	22
Jeff Friesen	1998-99	March 28 at Edmonton	72	68	22
Nils Ekman	2003-04	March 25 vs. Calgary	77	77	22
Johan Garpenlov	1992-93	April 1 vs. Winnipeg	78	73	22
Mike Ricci	2000-01	April 7 vs. Dallas	81	80	22
Nils Ekman	2005-06	Apr. 13 vs. Vancouver	80	75	21
Marco Sturm	2003-04	Feb. 26 at Vancouver	63	60	21
Marco Sturm	2001-02	March 30 vs. Columbus	75	70	21
Patrick Marleau	1998-99	April 2 at Vancouver	75	74	21
Patrick Marleau	2001-02	April 8 at Minnesota	79	76	21
Vincent Damphousse	1999-00	April 5 vs. Dallas	80	80	21
Joe Thornton	2005-06	April 15 vs. Anaheim	81#	57#	20#
Mike Ricci	1999-00	March 24 vs. Phoenix	75	75	20
Vincent Damphousse	2001-02	April 6 vs. Detroit	78	78	20
Alyn McCauley	2003-04	March 31 at Los Angeles	80	80	20

*Nolan was acquired on Oct. 26, 1995 from Colorado. Registered his 20th goal with San Jose in his 55th game with the Sharks.

@Sheppard was acquired on Oct. 24, 1995 from Detroit. Registered his 20th goal with San Jose in his 34th game with San Jose.

^Elik was claimed from Edmonton on Oct. 26, 1993. Registered his 20th goal with San Jose in his 66th game with San Jose.

! Nolan scored 22 goals in 61 games with San Jose. He was traded to Toronto on March 5, 2003.

Thornton was acquired on Nov. 30, 2005 from Boston. Registered his 20th with San Jose in his 57th game with the Sharks.

PENALTY SHOTS

Active players on Sharks Roster in **bold**

SHARKS (22)

DATE	OPPONENT	PLAYER	GOALTENDER	RESULT	TIME	PERIOD	SCORE
March 13, 2007	vs. Chicago	Bill Guerin	Patrick Lalime	Successful	19:47	3rd	7-1 W
Dec. 7, 2006	vs. Colorado	Mike Grier	Jose Theodore	Unsuccessful	14:48	2nd	2-5 L
Feb. 28, 2006	vs. Detroit	Nils Ekman	Manny Legace	Unsuccessful	7:06	3rd	5-1 W
Dec. 20, 2005	vs. Anaheim	Jonathan Cheechoo	J.S. Giguere	Successful	5:16	3rd	4-2 W
Oct. 26, 2005	at Dallas	Marcel Goc	Marty Turco	Unsuccessful	17:22	1st	5-4 W
Oct. 8, 2005	at St. Louis	Patrick Marleau	Patrick Lalime	Successful	7:36	1st	7-6 W
Feb. 23, 2004	vs. Columbus	Jonathan Cheechoo	Pascal Leclaire	Successful	:32	3rd	4-2 W
Dec. 6, 2003	vs. Dallas	Nils Ekman	Ron Tugnutt	Successful	11:59	2nd	2-1 W
Nov. 15, 2003	vs. Toronto	Marco Sturm	Mikael Tellqvist	Unsuccessful	10:00	1st	2-2 T
March 21, 2003	vs. Boston	Patrick Marleau	Steve Shields	Unsuccessful	10:14	2nd	3-2 W
Nov. 11, 2002	vs. NY Rangers	Patrick Marleau	Dan Blackburn	Successful	10:02	3rd	4-5 L
Nov. 24, 2001	at Los Angeles	Alexander Korolyuk	Jamie Storr	Unsuccessful	1:39	3rd	1-3 L
Jan. 24, 2001	vs. Edmonton	Jeff Friesen	Dominic Roussel	Unsuccessful	2:20	2nd	6-1 W
Jan. 11, 2000	vs. St. Louis	Alex Korolyuk	Roman Turek	Successful	13:12	3rd	2-5 L
Dec. 30, 1999	at St. Louis	Jeff Friesen	Roman Turek	Unsuccessful	7:50	2nd	1-2 L (OT)
Oct. 24, 1999	at Los Angeles	Mike Ricci	Stephane Fiset	Unsuccessful	19:09	2nd	3-4 L
Dec. 26, 1998	vs. Vancouver	Owen Nolan	Garth Snow	Unsuccessful	6:37	2nd	2-0 W
March 28, 1996	vs. Colorado	Jamie Baker	Patrick Roy	Unsuccessful	13:27	1st	3-8 L
March 5, 1996	at Colorado	Ville Peltonen	Patrick Roy	Unsuccessful	14:41	2nd	5-3 W
Dec. 5, 1995	at Colorado	Kevin Miller	Stephane Fiset	Successful	19:47	3rd	2-12 L
Dec. 2, 1995	vs. Washington	Jeff Friesen	Jim Carey	Successful	7:33	1st	5-3 W
March 29, 1994	vs. Winnipeg	Sergei Makarov	Tim Cheveldae	Successful	18:34	2nd	9-4 W

OPPONENTS (23)

DATE	OPPONENT	PLAYER	GOALTENDER	RESULT	TIME	PERIOD	SCORE
Feb. 28, 2007	vs. Nashville	Martin Erat	Evgeni Nabokov	Unsuccessful	12:07	2nd	3-4 L (SO)
Feb. 2, 2006	vs. Minnesota	Marion Gaborik	Vesa Toskala	Successful	14:59	3rd	2-3 L (OT)
Nov. 30, 2005	at Dallas	Antti Miettinen	Evgeni Nabokov	Successful	5:10	1st	1-4 L
Oct. 29, 2005	vs. Calgary	Tony Amonte	Nolan Schaefer	Unsuccessful	9:28	1st	3-2 W
Dec. 2, 2003	at Calgary	Shean Donovan	Vesa Toskala	Successful	19:06	2nd	1-2 L
Oct. 18, 2003	vs. Ottawa	Marian Hossa	Evgeni Nabokov	Successful	9:22	3rd	1-4 L
April 3, 2003	at Edmonton	Mike Comrie	Vesa Toskala	Unsuccessful	9:04	2nd	3-3 T
March 24, 2003	vs. Tampa Bay	Martin St. Louis	Evgeni Nabokov	Unsuccessful	17:56	3rd	1-4 L
March 15, 2003	vs. Calgary	Jarome Iginla	Vesa Toskala	Unsuccessful	6:23	3rd	3-2 W
Feb. 17, 2003	at Los Angeles	Ziggy Palffy	Evgeni Nabokov	Unsuccessful	2:12	3rd	2-3 L
Jan. 8, 2002	vs. St. Louis	Sergei Varlamov	Evgeni Nabokov	Unsuccessful	5:11	2nd	2-6 L
Feb. 26, 2001	at St. Louis	Marty Reasoner	Evgeni Nabokov	Successful	6:39	1st	2-7 L

PENALTY SHOTS

Active players on Sharks Roster in bold

Nov. 9, 2000	at Columbus	Robert Kron	Steve Shields	Unsuccessful	5:34	1st	2-5 L
Nov. 1, 2000	vs. Pittsburgh	Martin Straka	Evgeni Nabokov	Unsuccessful	:40	1st	3-2 W
Dec. 30, 1999	at St. Louis	Pierre Turgeon	Steve Shields	Unsuccessful	19:39	3rd	1-2 L
Jan. 26, 1999	vs. St. Louis	Terry Yake	Steve Shields	Unsuccessful	18:27	2nd	0-3 L
Nov. 12, 1997	vs. Vancouver	Pavel Bure	Mike Vernon	Successful	6:27	1st	2-5 L
March 18, 1996	at Boston	Rick Tocchet	Geoff Sarjeant	Unsuccessful	9:47	1st	3-3 T
Nov. 22, 1995	at Detroit	Igor Larionov	Arturs Irbe	Successful	13:30	3rd	2-5 L
March 15, 1995	vs. Toronto	Mats Sundin	Arturs Irbe	Successful	6:47	1st	1-2 T
March 18, 1996	at Boston	Rick Tocchet	Geoff Sarjeant	Unsuccessful	9:47	1st	3-3 T
Nov. 22, 1995	at Detroit	Igor Larionov	Arturs Irbe	Successful	13:30	3rd	2-5 L
March 15, 1995	vs. Toronto	Mats Sundin	Arturs Irbe	Successful	6:47	1st	1-2

EXTRA ATTACKER GOALS

Active players on Sharks Roster in bold

SHARKS (48)

DATE	OPPONENT	GOAL SCORER	TIME	PERIOD	FINAL SCORE
April 7, 2007	vs. Vancouver	Jonathan Cheechoo	:34	3rd	3-4 L OT
Jan. 6, 2007	vs. Columbus	Ryane Clowe	5:24	3rd	5-2 W
Dec. 26, 2006	vs. Anaheim	Patrick Marleau	18:52	1st	3-4 L
Dec. 26, 2006	vs. Anaheim	Christian Ehrhoff	11:25	1st	3-4 L
Jan. 21, 2006	at Los Angeles	Joe Thornton	19:31	3rd	4-3 W OT
Oct. 29, 2005	vs. Calgary	Brad Stuart	19:37	3rd	3-2 W SO
Oct. 26, 2005	at Dallas	Marco Sturm	19:40	3rd	5-4 W OT
April 4, 2004	vs. Los Angeles	Brad Stuart	19:40	3rd	4-3 W OT
March 16, 2004	at Dallas	Jonathan Cheechoo	19:26	3rd	3-3 T
April 3, 2003	at Edmonton	Teemu Selanne	19:19	3rd	3-3 T
March 29, 2003	vs. Dallas	Marco Sturm	17:07	2nd	3-4 L
Nov. 11, 2002	vs. NY Rangers	Mike Ricci	4:35	3rd	4-5 L
Oct. 19, 2002	vs. Colorado	Mike Ricci	11:53	1st	1-3 L
Oct. 22, 2001	at NY Rangers	Brad Stuart	9:30	1st	5-1 W
Oct. 20, 2001	at NY Islanders	Vincent Damphousse	19:54	3rd	2-2 T
Oct. 11, 2001	vs. Tampa Bay	Owen Nolan	17:51	2nd	4-3 W
April 7, 2001	vs. Dallas	Mike Ricci	19:56	3rd	4-5 L OT
March 22, 2001	vs. Ottawa	Patrick Marleau	19:46	3rd	1-2 L
Jan. 11, 2001	vs. St. Louis	Stephane Matteau	6:09	1st	6-3 W
Jan. 1, 2001	at Phoenix	Tony Granato	6:01	3rd	3-2 W
Nov. 8, 2000	at Chicago	Marco Sturm	19:50	3rd	3-2 W OT
Mar. 15, 2000	vs. Buffalo	Vincent Damphousse	19:32	3rd	6-5 W OT
Mar. 13, 2000	vs. Calgary	Vincent Damphousse	3:35	2nd	5-3 W
Dec. 6, 1999	vs. Tampa Bay	Vincent Damphousse	15:45	2nd	3-3 T
March 31, 1999	vs. Colorado	Mike Ricci	15:41	2nd	2-3 L
Jan. 16, 1999	vs. Calgary	Patrick Marleau	19:59	3rd	3-3 T
Jan. 24, 1998	vs. Florida	John MacLean	19:44	3rd	1-1 T
April 2, 1997	vs. Anaheim	Marty McSorley	19:38	3rd	5-5 T
Nov. 15, 1997	v. Phoenix	Marco Sturm	18:55	3rd	2-3 L
Oct. 22, 1996	at Toronto	Andrei Nazarov	19:29	3rd	3-4 L
Oct. 5, 1996	vs. N.Y. Islanders	Bernie Nicholls	19:44	3rd	2-2 T
Feb. 17, 1996	at N.Y. Islanders	Shean Donovan	19:22	3rd	2-4 L
Dec. 22, 1995	vs. Los Angeles	Viktor Kozlov	10:42	1st	4-3 W
Dec. 17, 1995	at Dallas	Kevin Miller	14:41	2nd	2-4 L
Dec. 2, 1995	vs. Washington	Owen Nolan	14:13	1st	5-3 W
Nov. 2, 1995	vs. New Jersey	Kevin Miller	19:51	3rd	3-3 T
Oct. 30, 1995	at Vancouver	Kevin Miller	19:45	3rd	3-4 L
Oct. 22, 1995	at Edmonton	Ulf Dahlen	19:48	3rd	1-1 T
Oct. 14, 1995	vs. Vancouver	Igor Larionov	19:37	3rd	6-7 L
April 19, 1995	at Dallas	Sergei Makarov	19:11	3rd	5-5 T
April 2, 1995	at Anaheim	Jeff Friesen	19:59	3rd	4-5 L
Feb. 15, 1995	vs. Vancouver	Ray Whitney	9:40	1st	3-1 W
Feb. 19, 1994	vs. Los Angeles	Jayson More	11:36	2nd	4-3 W
April 4, 1993	vs. Calgary	Jeff Odgers	19:30	3rd	3-4 L
Feb. 1, 1993	vs. Tampa Bay	Johan Garpenlov	19:13	3rd	4-5 L
Jan. 10, 1993	at Ottawa	Jeff Odgers	18:02	3rd	2-3 L
Nov. 29, 1992	at Calgary	Kelly Kisio	19:10	3rd	4-3 W (OT)
Feb. 28, 1992	vs. Montreal	Pat Falloon	19:59	3rd	3-3 T

EXTRA ATTACKER GOALS

OPPONENTS (37)

DATE	OPPONENT	GOAL SCORER	TIME	PERIOD	FINAL SCORE
Jan. 30, 2007	vs. Dallas	Phillipe Boucher	19:57	3rd	2-3 L (SO)
Nov. 13, 2006	at Los Angeles	Alexander Frolov	19:19	1st	2-4 L
Oct. 12, 2006	at Edmonton	Patrick Thoresen	3:20	1st	4-6 L
Oct. 5, 2006	vs. St. Louis	Bill Guerin	19:54	3rd	5-4 W (OT)
March 26, 2006	at Chicago	Kyle Calder	18:48	3rd	5-4 W
March 11, 2006	vs. Nashville	Paul Kariya	19:49	3rd	3-2 W
Feb. 12, 2006	at Phoenix	Steven Reinprecht	16:18	3rd	5-4 W
Feb. 1, 2006	at Anaheim	Dustin Penner	19:37	3rd	4-6 W
Jan. 8, 2004	vs. Columbus	Mark Hartigan	14:11	2nd	3-2 L (OT)
Dec. 17, 2003	at Detroit	Pavel Datsyuk	19:41	3rd	2-3 L (OT)
Nov. 6, 2003	at Boston	Sergei Samsonov	19:46	3rd	5-5 T
Jan. 22, 2003	vs. New Jersey	Joe Nieuwendyk	19:47	3rd	4-5 L (OT)
Nov. 25, 2002	at St. Louis	Scott Mellanby	16:01	3rd	4-1 W
March 16, 2002	vs. Chicago	Steve Sullivan	19:22	3rd	2-2 T
Dec. 23, 2001	at Nashville	Petr Tenkrat	19:25	3rd	1-1 T
Oct. 11, 2001	vs. Tampa Bay	Fredrik Modin	18:56	3rd	4-3 W
Jan. 1, 2001	at Phoenix	Keith Tkachuk	18:17	3rd	3-2 W
Dec. 28, 2000	vs. Edmonton	Daniel Cleary	18:58	3rd	2-2 T
Dec. 12, 2000	vs. N.Y. Rangers	Mark Messier	19:27	3rd	3-2 W
Oct. 11, 1999	at Anaheim	Fredrik Olausson	19:02	1st	3-5 L
April 12, 1999	vs. Edmonton	Todd Marchant	19:42	3rd	4-5 L (OT)
March 26, 1999	at Ottawa	Wade Redden	19:14	3rd	1-1 T
April 11, 1998	vs. Vancouver	Bret Hedican	3:44	3rd	1-1 T
Jan. 6, 1998	vs. St. Louis	Jim Campbell	14:26	2nd	5-1 L
Dec. 10, 1997	vs. Washington	Peter Bondra	19:31	3rd	3-3 T
March 17, 1996	at Philadelphia	Dale Hawerchuk	11:56	3rd	2-8 L
March 5, 1996	at Colorado	Joe Sakic	19:18	3rd	5-3 W
Nov. 8, 1995	at Buffalo	Donald Audette	15:25	2nd	2-7 L
Oct. 14, 1995	vs. Vancouver	Alex Mogilny	16:56	3rd	6-7 L
March 28, 1995	vs. Winnipeg	Igor Korolev	19:13	3rd	6-5 W (OT)
March 23, 1995	vs. Anaheim	Steve Rucchin	12:47	2nd	3-6 L
April 5, 1994	at Los Angeles	Luc Robitaille	18:43	3rd	2-1 W
March 20, 1994	vs. Los Angeles	Wayne Gretzky	19:11	3rd	6-6 T
Feb. 17, 1994	vs. Quebec	Mike Ricci	17:02	1st	2-8 L
Dec. 3, 1993	vs. Winnipeg	Keith Tkachuk	19:16	3rd	3-3 T
Nov. 9, 1993	vs. Toronto	Dave Ellett	19:37	3rd	2-2 T
Oct. 28, 1993	vs. Anaheim	Bob Corkum	19:16	3rd	4-3 W



Matt Carle

ALL-TIME OVERTIME RECORDS (1991-92 TO 1998-99)

TEAM	HOME					ROAD					OVERALL				
	GP	W	L	T	PTS	GP	W	L	T	PTS	GP	W	L	T	PTS
ANA	2	0	0	2	2	2	1	0	1	3	4	1	0	3	5
ATL	0	0	0	0	0	0	0	0	0	0	0	0	0	0	0
BOS	2	0	0	2	2	2	0	0	2	2	4	0	0	4	4
BUF	3	0	0	3	3	0	0	0	0	0	3	0	0	3	3
CAR	0	0	0	0	0	0	0	0	0	0	0	0	0	0	0
CBJ	0	0	0	0	0	0	0	0	0	0	0	0	0	0	0
CGY	3	0	1	2	2	5	2	1	2	6	8	2	2	4	8
CHI	0	0	0	0	0	2	0	0	2	2	2	0	0	2	2
COL	3	1	2	0	2	1	0	0	1	1	4	1	2	1	3
DAL	0	0	0	0	0	2	0	0	2	2	2	0	0	2	2
DET	2	0	0	2	2	0	0	0	0	0	2	0	0	2	2
EDM	3	0	1	2	2	3	0	0	3	3	6	0	1	5	5
FLA	2	0	0	2	2	4	0	0	4	4	6	0	0	6	6
LA	6	1	2	3	5	2	1	0	1	3	8	2	2	4	8
MIN	0	0	0	0	0	0	0	0	0	0	0	0	0	0	0
MTL	4	1	1	2	4	2	0	0	2	2	6	1	1	4	6
NJ	1	0	0	1	1	1	0	0	1	1	2	0	0	2	2
NSH	0	0	0	0	0	0	0	0	0	0	0	0	0	0	0
NYI	1	0	0	1	1	2	1	0	1	3	3	1	0	2	4
NYR	1	0	0	1	1	4	1	2	1	3	5	1	2	2	4
OTT	1	1	0	0	2	4	0	0	4	4	5	1	0	4	6
PHI	2	0	1	1	1	2	1	0	1	3	4	1	1	2	4
PHX	5	2	1	2	6	4	0	1	3	3	9	2	2	5	9
PIT	1	0	0	1	1	1	0	0	1	1	2	0	0	2	2
STL	1	0	0	1	1	0	0	0	0	0	1	0	0	1	1
TB	1	0	1	0	0	0	0	0	0	0	1	0	1	0	0
TOR	2	0	0	2	2	1	0	0	1	1	3	0	0	3	3
VAN	5	0	0	5	5	2	0	1	1	1	7	0	1	6	6
WAS	1	0	0	1	1	0	0	0	0	0	1	0	0	1	1
TOTAL	52	6	10	36	48	46	7	5	34	48	98	13	15	70	96

Teams received two points for an overtime win, one point for an overtime tie and zero points for an overtime loss.

ALL-TIME OVERTIME RECORDS (1999-00 TO 2003-04)


TEAM	HOME					ROAD					OVERALL				
	GP	W	L	T	PTS	GP	W	L	T	PTS	GP	W	L	T	PTS
ANA	2	1	1	0	3	2	0	1	1	2	4	1	2	1	5
ATL	1	0	0	1	1	2	0	1	1	2	3	0	1	2	3
BOS	0	0	0	0	0	1	0	0	1	1	1	0	0	1	1
BUF	1	0	0	1	1	0	0	0	0	0	1	0	0	1	1
CAR	0	0	0	0	0	0	0	0	0	0	0	0	0	0	0
CBJ	2	1	1	0	3	1	1	0	0	2	3	2	1	0	5
CGY	2	0	0	2	2	3	0	1	2	3	5	0	1	4	5
CHI	5	1	1	3	6	3	1	2	0	4	8	2	3	3	10
COL	1	0	0	1	1	4	1	0	3	5	5	1	0	4	6
DAL	4	1	2	1	5	2	0	0	2	2	6	1	2	3	7
DET	2	0	1	1	2	2	0	1	1	2	4	0	2	2	4
EDM	5	2	0	3	7	4	0	0	4	4	9	2	0	7	11
FLA	0	0	0	0	0	1	0	0	1	1	1	0	0	1	1
LA	3	3	0	0	6	5	0	2	3	5	8	3	2	3	11
MIN	1	0	0	1	1	2	0	1	1	2	3	0	1	2	3
MTL	2	1	1	0	3	0	0	0	0	0	2	1	1	0	3
NJ	2	1	1	0	3	1	0	1	0	1	3	1	2	0	4
NSH	1	0	0	1	1	2	0	1	1	2	3	0	1	2	3
NYI	1	0	1	0	1	1	0	0	1	1	2	0	1	1	2
NYR	1	0	0	1	1	1	0	1	0	1	2	0	1	1	2
OTT	0	0	0	0	0	0	0	0	0	0	0	0	0	0	0
PHI	1	0	0	1	1	1	0	0	1	1	2	0	0	2	2
PHX	3	0	1	2	3	3	2	1	0	5	6	2	2	2	8
PIT	1	0	0	1	1	0	0	0	0	0	1	0	0	1	1
STL	1	0	1	0	1	3	1	1	1	4	4	1	2	1	5
TB	1	0	0	1	1	2	0	1	1	2	3	0	1	2	3
TOR	1	0	0	1	1	1	0	0	1	1	2	0	0	2	2
VAN	0	0	0	0	0	4	0	1	3	4	4	0	1	3	4
WAS	0	0	0	0	0	0	0	0	0	0	0	0	0	0	0
TOTAL	44	11	11	22	55	51	6	16	29	57	95	17	27	51	112

Teams received two points for an overtime win and one point for either an overtime loss or tie.

ALL-TIME OVERTIME RECORDS (2005-06 TO PRESENT)

Team	HOME						ROAD						OVERALL					
	GP	W	L	SOW	SOL	PTS	GP	W	L	SOW	SOL	PTS	GP	W	L	SOW	SOL	PTS
ANA	0	0	0	0	0	0	3	1	1	1	0	5	3	1	1	1	0	5
ATL	0	0	0	0	0	0	0	0	0	0	0	0	0	0	0	0	0	0
BOS	0	0	0	0	0	0	0	0	0	0	0	0	0	0	0	0	0	0
BUF	0	0	0	0	0	0	0	0	0	0	0	0	0	0	0	0	0	0
CAR	0	0	0	0	0	0	0	0	0	0	0	0	0	0	0	0	0	0
CBJ	0	0	0	0	0	0	0	0	0	0	0	0	0	0	0	0	0	0
CGY	1	0	0	1	0	2	0	0	0	0	0	0	1	0	0	1	0	2
CHI	0	0	0	0	0	0	1	1	0	0	0	2	1	1	0	0	0	2
COL	0	0	0	0	0	0	1	0	1	0	0	1	1	0	1	0	0	1
DAL	3	0	0	0	3	3	3	2	1	0	0	5	6	2	1	0	3	8
DET	0	0	0	0	0	0	1	0	1	0	0	1	1	0	1	0	0	1
EDM	0	0	0	0	0	0	1	0	0	0	1	1	1	0	0	0	1	1
FLA	0	0	0	0	0	0	0	0	0	0	0	0	0	0	0	0	0	0
LA	0	0	0	0	0	0	2	1	0	0	1	3	2	1	0	0	1	3
MIN	1	0	0	0	1	1	0	0	0	0	0	0	1	0	0	0	1	1
MTL	0	0	0	0	0	0	0	0	0	0	0	0	0	0	0	0	0	0
NJ	0	0	0	0	0	0	0	0	0	0	0	0	0	0	0	0	0	0
NSH	3	2	0	0	1	5	0	0	0	0	0	0	3	2	0	0	1	5
NYI	0	0	0	0	0	0	0	0	0	0	0	0	0	0	0	0	0	0
NYR	0	0	0	0	0	0	0	0	0	0	0	0	0	0	0	0	0	0
OTT	0	0	0	0	0	0	0	0	0	0	0	0	0	0	0	0	0	0
PHI	0	0	0	0	0	0	0	0	0	0	0	0	0	0	0	0	0	0
PHX	2	0	1	0	1	2	1	1	0	0	0	2	3	1	1	0	1	4
PIT	0	0	0	0	0	0	0	0	0	0	0	0	0	0	0	0	0	0
STL	3	2	0	0	1	5	0	0	0	0	0	0	3	2	0	0	1	5
TB	0	0	0	0	0	0	0	0	0	0	0	0	0	0	0	0	0	0
TOR	0	0	0	0	0	0	0	0	0	0	0	0	0	0	0	0	0	0
VAN	2	0	2	0	0	2	1	1	0	0	0	2	3	1	2	0	0	4
WAS	0	0	0	0	0	0	1	0	0	1	0	2	1	0	0	1	0	2
TOTAL	15	4	3	1	7	20	15	7	4	2	2	24	30	11	7	3	9	44

Teams received two points for either an overtime or shootout win and one point for either an overtime or shootout loss



Jonathan Cheechoo

OVERTIME VICTORIES (40)

Date	Opponent	GWG	Goaltender	Time	Score
Oct. 5, 2006	vs. St. Louis	Curtis Brown	Manny Legace	2:12	5-4
April 12, 2006	at Vancouver	Christian Ehrhoff	Alex Auld	:34	5-4
April 3, 2006	at Dallas	Joe Thornton	Marty Turco	4:39	3-2
March 26, 2006	at Chicago	Tom Preissing	Nikolai Khabibulin	1:24	5-4
March 11, 2006	vs. Nashville	Christian Ehrhoff	Tomas Vokoun	2:56	3-2
Feb. 12, 2006	at Phoenix	Tom Preissing	Curtis Joseph	1:54	5-4
Jan. 21, 2006	at Los Angeles	Patrick Marleau	Martihieu Garon	4:51	4-3
Nov. 4, 2005	at Anaheim	Marcel Goc	J.S. Giguere	:51	1-0
Nov. 2, 2005	vs. Nashville	Alyn McCauley	Chris Mason	1:44	3-2
Oct. 26, 2005	at Dallas	Patrick Marleau	Marty Turco	3:20	5-4
April 4, 2004	vs. Los Angeles	Vincent Damphousse	Roman Cechmanek	3:10	4-3
March 28, 2004	vs. Dallas	Wayne Primeau	Ron Tugnutt	2:56	2-1
Feb. 14, 2004	at Columbus	Marco Sturm	Marc Denis	4:43	2-1
March 6, 2003	vs. Montreal	Marco Sturm	Jose Theodore	3:58	4-3
Dec. 3, 2002	at Phoenix	Teemu Selanne	Brian Boucher	4:16	3-2
Jan. 15, 2002	at Colorado	Teemu Selanne	Patrick Roy	4:57	1-0
Dec. 11, 2001	vs. Edmonton	Brad Stuart	Tommy Salo	4:08	5-4
March 27, 2001	vs. Los Angeles	Mike Ricci	Felix Potvin	1:53	3-2
Feb. 20, 2001	vs. Columbus	Marco Sturm	Ron Tugnutt	4:18	3-2
Feb. 10, 2001	vs. Chicago	Bryan Marchment	Jocelyn Thibault	2:07	3-2
Jan. 27, 2001	at St. Louis	Brad Stuart	Roman Turek	1:51	4-3
Dec. 16, 2000	at Phoenix	Gary Suter	Sean Burke	1:53	2-1
Nov. 30, 2000	vs. Anaheim	Scott Hannan	Dominic Roussel	4:50	3-2
Nov. 8, 2000	at Chicago	Marco Sturm	Jocelyn Thibault	4:44	3-2
March 15, 2000	vs. Buffalo	Jeff Friesen	Domink Hasek	2:56	6-5
Jan. 15, 2000	vs. Los Angeles	Jeff Friesen	Jamie Storr	1:05	3-2
Nov. 28, 1999	vs. New Jersey	Patrick Marleau	Martin Brodeur	4:54	4-3
\$Oct. 7, 1999	vs. Edmonton	Mike Ricci	Bill Ranford	3:44	3-2
Jan. 2, 1999	at N.Y. Islanders	Marco Sturm	Marcel Cousineau	1:47	4-3
April 4, 1997	vs. Colorado	Steve Guolla	Craig Billington	:35	7-6
Nov. 2, 1996	vs. Montreal	Darren Turcotte	Jose Theodore	3:07	4-3
Oct. 6, 1996	at Los Angeles	Viktor Kozlov	Stephane Fiset	4:55	7-6
March 22, 1996	at Calgary	Owen Nolan	Rick Tabaracci	1:09	2-1
March 28, 1995	vs. Winnipeg	Jeff Friesen	N. Khabibulin	4:27	6-5
Feb. 3, 1994	at Philadelphia	Sergei Makarov	Dominic Roussel	3:13	3-2
Oct. 31, 1993	at Anaheim	Tom Pederson	Guy Hebert	1:47	2-1
March 2, 1993	vs. Ottawa	Johan Garpenlov	Peter Sidorkiewicz	4:24	3-2
Nov. 25, 1992	at Calgary	Tom Pederson	Jeff Reese	3:53	4-3
Oct. 8, 1992	vs. Winnipeg	Kelly Kisio	Bob Essensa	4:00	4-3
Dec. 3, 1991	vs. Los Angeles	Brian Mullen	Kelly Hrudey	:22	3-2

\$=Games listed on or after Oct. 7, 1999 are played with the four-on-four overtime format. The winning team receives two points while the losing team receives one point in the NHL standings.

SHOOTOUT VICTORIES (3)

Date	Opponent	GWG	SJ CON/ATT	OPP CON/ATT	SCORE	GOALTENDERS
April 4, 2007	at Anaheim	Ryane Clowe	2/2	1/3	3-2	Evgeni Nabokov/ Ilja Bryzgalov
Feb. 21, 2007	at Washington	Jonathan Cheechoo	2/3	1/3	3-2	Evgeni Nabokov/ Brent Johnson
Oct. 29, 2005	vs. Calgary	Nils Ekman	2/4	1/4	3-2	Schaefer/Kiprusoff

LOSSES (15)/OVERTIME LOSSES (34)

Date	Opponent	GWG	Goaltender	Time	Score
April 7, 2007	vs. Vancouver	Mattias Ohlund	Evgeni Nabokov	:34	3-4
March 18, 2007	at Colorado	Milan Hejduk	Evgeni Nabokov	:19	3-4
March 9, 2007	vs. Vancouver	Henrik Sedin	Evgeni Nabokov	3:30	1-2
April 1, 2006	vs. Phoenix	Steve Reinprecht	Vesa Toskala	3:55	3-4
March 7, 2006	at Anaheim	Sandis Ozolinsh	Evgeni Nabokov	:58	4-5
Jan. 30, 2006	at Dallas	Jason Arnott	Evgeni Nabokov	4:24	2-3
Oct. 17, 2005	at Detroit	Jiri Fischer	Evgeni Nabokov	4:09	2-3
Feb. 26, 2004	at Vancouver	Brent Sopel	Vesa Toskala	2:14	2-3
Jan. 31, 2004	at Nashville	Marek Zidlicky	Evgeni Nabokov	4:44	2-3
Jan. 8, 2004	vs. Columbus	Rick Nash	Evgeni Nabokov	4:57	2-3
Dec. 17, 2003	at Detroit	Brenden Shanahan	Evgeni Nabokov	3:51	2-3
Nov. 13, 2003	vs. St. Louis	Peter Cajanek	Evgeni Nabokov	4:45	3-4
Nov. 5, 2003	at New Jersey	Jamie Langenbrunner	Evgeni Nabokov	4:17	2-3
March 22, 2003	vs. Anaheim	Niclas Havelid	Evgeni Nabokov	1:33	2-3
March 17, 2003	vs. Chicago	Theo Fleury	Vesa Toskala	1:26	2-3
March 1, 2003	at Anaheim	Steve Thomas	Miikka Kiprusoff	2:04	2-3
Jan. 22, 2003	vs. New Jersey	Joe Nieuwendyk	Miikka Kiprusoff	4:32	4-5
Jan. 13, 2003	at Los Angeles	Jason Allison	Miikka Kiprusoff	3:50	2-3
Dec. 16, 2002	at N.Y. Rangers	Petr Nedved	Miikka Kiprusoff	2:25	1-2
Nov. 13, 2002	at Atlanta	Vyacheslav Kozlov	Evgeni Nabokov	2:19	2-3
Oct. 31, 2002	at Minnesota	Sergei Zholtok	Evgeni Nabokov	4:50	1-2
Nov. 17, 2001	vs. Dallas	Richard Matvichuk	Evgeni Nabokov	:50	2-3
Nov. 11, 2001	at Chicago	Tony Amonte	Evgeni Nabokov	1:01	2-3
Oct. 4, 2001	vs. Detroit	Brendan Shanahan	Evgeni Nabokov	1:55	3-4
April 7, 2001	vs. Dallas	Mike Modano	Evgeni Nabokov	2:10	4-5
March 17, 2001	at Los Angeles	Bryan Smolinski	Evgeni Nabokov	0:40	0-1
March 6, 2001	at Tampa Bay	Brad Richards	Evgeni Nabokov	4:02	1-2
Feb. 1, 2000	vs. Phoenix	Keith Carney	Steve Shields	1:32	0-1
Jan. 29, 2000	vs. N.Y. Islanders	Mathieu Biron	Steve Shields	2:43	2-3
Jan. 23, 2000	at Phoenix	Jyrki Lumme	Steve Shields	4:16	2-3
Jan. 17, 2000	at Chicago	Doug Gilmour	Steve Shields	:56	4-5
Dec. 30, 1999	at St. Louis	Al MacInnis	Steve Shields	3:40	1-2
Nov. 23, 1999	vs. Montreal	Craig Rivet	Mike Vernon	3:50	2-3
\$Nov. 10, 1999	at Calgary	Cory Stillman	Mike Vernon	4:23	3-4
April 12, 1999	vs. Edmonton	Tom Poti	Steve Shields	3:55	4-5
Nov. 20, 1998	vs. Phoenix	Dallas Drake	Steve Shields	0:37	1-2
Dec. 1, 1997	at Calgary	German Titov	Mike Vernon	1:22	2-3
Oct. 13, 1997	vs. Philadelphia	Eric Lindros	Kelly Hrudey	1:49	2-3
Mar. 3, 1997	at N.Y. Rangers	Niklas Sundstrom	Ed Belfour	1:24	4-5
Jan. 27, 1996	vs. Colorado	Valeri Kamensky	Chris Terreri	2:49	3-4
Oct. 24, 1993	at Vancouver	Geoff Courtnall	Arturs Irbe	:28	2-3
April 10, 1993	vs. Los Angeles	Tomas Sandstrom	Arturs Irbe	3:22	2-3
April 3, 1993	vs. Calgary	Theoren Fleury	Arturs Irbe	3:06	2-3
Dec. 16, 1992	vs. Tampa Bay	John Tucker	Jeff Hackett	2:53	4-5
Dec. 12, 1992	vs. Quebec	Scott Young	Brian Hayward	4:19	7-8
Nov. 27, 1992	at Winnipeg	Tomas Steen	Brian Hayward	1:29	2-3
Jan. 4, 1992	vs. Montreal	Guy Carbonneau	Jeff Hackett	1:00	0-1
Dec. 16, 1991	at N.Y. Rangers	Brian Leetch	Brian Hayward	:23	3-4
Nov. 19, 1991	vs. Los Angeles	Mike Donnelly	Jeff Hackett	3:47	2-3

\$=Before the 1999-00 season, teams that lost in overtime received a loss and no standings points. Beginning in the 1999-00 season, teams that lost in overtime were credited with an overtime loss (OTL), earning the losing team one standings point.


SHOOTOUT LOSSES (7)

Date	Opponent	GWG	SJ CON/ATT	OPP CON/ATT	SCORE	GOALTENDERS
Feb. 28, 2007	vs. Nashville	Jean-Pierre Dumont	1/4	2/4	3-4	Evgeni Nabokov/ Tomas Vokoun
Jan. 30, 2007	vs. Dallas	Mike Ribeiro	2/3	3/3	2-3	Vesa Toskala/Marty Turco
March 18, 2006	vs. Dallas	Antti Miettinen	1/4	2/4	3-4	Toskala/Turco
Feb. 2, 2006	vs. Minnesota	Brian Rolston	0/5	1/5	2-3	Toskala/Fernandez
Jan. 19, 2006	vs. Edmonton	Ryan Smyth	1/3	2/3	2-3	Toskala/Morrison
Dec. 23, 2005	vs. St. Louis	Petr Cajanek	1/4	2/4	1-2	Nabokov/Bacashihua
Nov. 21, 2005	at Edmonton	Ryan Smyth	1/3	2/3	1-2	Nabokov/Morrison
Nov. 19, 2005	vs. Phoenix	G. Sanderson	1/4	2/4	3-4	Nabokov/Joseph
Nov. 12, 2005	vs. Dallas	Sergei Zubov	0/2	2/2	2-3	Nabokov/Turco

ALL-TIME HEAD COACHING RECORDS

Name	GC	Record	PTS Pct.	Seasons
George Kingston	164	28-129-7	.192	1991-93
Kevin Constantine	157	55-78-24	.427	1993-95
Jim Wiley	57	17-37-3	.325	1995-96
Al Sims	82	27-47-8	.378	1996-97
Darryl Sutter	434	192-167-75	.529	1997-02
Cap Raeder&	1	1-0-0-0	1.000	2002
Ron Wilson	303	157-111-35	.596	2002-present

&Cap Raeder served as interim head coach for the Dec. 3, 2003 game at Phoenix, a 3-2 overtime win



George Kingston



Kevin Constantine



Jim Wiley



Al Sims



Darryl Sutter



Ron Wilson

ALL-TIME GENERAL MANAGERS

NAME	YEAR(S)
Jack Ferreira	1991-92
Chuck Grillo (Vice President, Director of Player Personnel)	1992-96
Dean Lombardi	1996-03
Doug Wilson	2003-present

ALL-TIME TEAM CAPTAINS

PLAYER	YEAR(S)
Doug Wilson	1991-93
Bob Errey	1993-95
Jeff Odgers	1995-96
Todd Gill	1996-98
Owen Nolan	1998-03
Vincent Damphousse	2003-04*
Mike Ricci	2003-04*
Alyn McCauley	2003-04*
Patrick Marleau	2003-present*

* Served as captain for part of the season as part of a rotating captaincy plan in 2003-04.

ALL-TIME ATTENDANCE

Season	Home Dates	Total	Average	% of Capacity	Sellouts	CAPACITY
2006-07	41	714,316	17,422	99.6%	36	17,496
2005-06	41	690,095	16,831	96.2%	21	17,496
2003-04	41	649,261	15,836	90.5%	10	17,496
2002-03	41	711,386	17,350	99.2%	26	17,496
2001-02	41	714,357	17,423	99.6%	33	17,496
2000-01@	41	716,196	17,468	99.9%	35	17,496
1999-00	41	708,925	17,291	98.8%	32	17,483
1998-99*	40	685,929	17,148	98.1%	23	17,483
1997-98	41	701,164	17,101	97.8%	20	17,483
1996-97 \$	41	714,238	17,420	99.9%	38	17,442
1995-96	41	704,790	17,190	100%	41	17,190
1994-95 #	24	412,560	17,190	100%	24	17,190
1993-94 *	41	680,407	16,595	96.5%	28	17,190
1992-93 *&	41	452,849	11,045	99.6%	34	11,089
1991-92 &	40	435,520	10,888	100%	40	10,888

@ — Capacity increased from 17,442 to 17,496.

\$ — Capacity increased from 17,190 to 17,442 after first home game.

* — One neutral site game as designated home team not counted in totals.

& — Seasons played at Cow Palace in Daly City, Calif.

— Shortened schedule due to labor stoppage.

ALL-TIME ASSISTANT COACHES

1991-92	Bob Murdoch Drew Remenda	1997-98	Roy Sommer Paul Baxter
		1998-99	Paul Baxter Bob Berry
1992-93	Bob Murdoch Drew Remenda		
1993-94	Wayne Thomas (assistant coach and assistant to director of hockey operations) Vasily Tikhonov Drew Remenda	1999-00	Paul Baxter Bob Berry
		2000-01	Rich Preston Cap Raeder Warren Strelow (goaltending coach; served as goaltending consultant from 1997-00)
1994-95	Wayne Thomas (assistant coach and assistant to director of hockey operations) Vasily Tikhonov Drew Remenda	2001-02	Rich Preston Lorne Molleken Warren Strelow (goaltending coach)
1995-96	Wayne Thomas (assistant coach and assistant to hockey player personnel director) Drew Remenda (assigned to Kansas City development team, Oct. 10, 1995) Vasily Tikhonov (assigned to Kansas City development team, Oct. 10, 1995) Jim Wiley (promoted from Kansas City development team, Oct. 10, 1995) Mark Kaufman (promoted from Kansas City development team, Oct. 10, 1995)	2002-07	Tim Hunter Rob Zettler Warren Strelow (goaltending coach)
		2007-08	Tim Hunter Rob Zettler
1996-97	Wayne Cashman Roy Sommer		

TEAM RECORD BY SEASON

HOME

SEASON	GP	W	L	T	OTL	PTS	PTS PCT
2006-07	41	25	12	-	4	54	.659
2005-06	41	25	9	-	7	57	.695
2003-04	41	24	8	7	2	57	.695
2002-03	41	17	16	5	3	42	.512
2001-02	41	25	11	3	2	55	.671
2000-01	41	22	14	4	1	49	.598
1999-00	41	21	17	3	3	48	.585
1998-99	*41	17	15	9	—	43	.524
1997-98	41	17	19	5	—	39	.476
1996-97	41	14	23	4	—	32	.390
1995-96	41	12	26	3	—	27	.329
1994-95	24	10	13	1	—	21	.438
1993-94	*42	19	13	10	—	48	.571
1992-93	*42	8	33	1	—	17	.202
1991-92	40	14	23	3	—	31	.388
TOTALS	599	270	252	58	22	620	.517

ROAD

SEASON	GP	W	L	T	OTL	PTS	PTS PCT
2006-07	41	26	14	-	1	53	.646
2005-06	41	19	18	-	4	42	.512
2003-04	41	19	13	5	4	47	.573
2002-03	41	11	21	4	5	31	.378
2001-02	41	19	16	5	1	44	.537
2000-01	41	18	13	8	2	46	.561
1999-00	41	14	16	7	4	39	.476
1998-99	**41	14	18	9	—	37	.451
1997-98	41	17	19	5	—	39	.476
1996-97	41	13	24	4	—	30	.366
1995-96	41	8	29	4	—	20	.244
1994-95	24	9	12	3	—	21	.438
1993-94	**42	14	22	6	—	34	.405
1992-93	**42	3	28	1	—	7	.083
1991-92	40	3	35	2	—	8	.100
TOTALS	599	207	298	63	21	498	.415

OVERALL

SEASON	GP	W	L	T	OTL	PTS	PTS PCT	FINISH
2006-07	82	51	26	-	5	107	.652	2nd Div./5th Conf.
2005-06	82	44	27	-	11	99	.604	2nd Div./5th Conf.
2003-04	82	43	21	12	6	104	.634	1st Div./2nd Conf.
2002-03	82	28	37	9	8	73	.445	5th Div./14th Conf.
2001-02	82	44	27	8	3	99	.604	1st Div./3rd Conf.
2000-01	82	40	27	12	3	95	.579	2nd Div./5th Conf.
1999-00	82	35	33	10	7	87	.530	4th Div./8th Conf.
1998-99	82	31	33	18	—	80	.488	4th Div./7th Conf.
1997-98	82	34	38	10	—	78	.476	4th Div./8th Conf.
1996-97	82	27	47	8	—	62	.378	7th Div./13th Conf.
1995-96	82	20	55	7	—	47	.287	7th Div./13th Conf.
1994-95	48	19	25	4	—	42	.438	1st Div./7th Conf.
1993-94	84	33	35	16	—	82	.488	3rd Div./8th Conf.
1992-93	84	11	61	2	—	24	.143	6th Division
1991-92	80	17	58	5	—	39	.244	6th Division
TOTALS	1198	477	550	121	43	1118	.466	

* — Includes one game at neutral site designated as home game. ** — Includes one game at neutral site designated as road game.

“GORDIE HOWE HAT TRICKS”

Named after the Hockey Hall of Famer, a player must score a goal, record an assist and pick up a fighting major penalty in the same game. Entering the 2003-04, there have been nine “Gordie Howe Hat Tricks” in Sharks history:

DATE	GAME	SCORE	PLAYER	G	A	FM
Jan. 6, 2007	vs. Columbus	5-2 W	Christian Ehrhoff	1	1	1
Nov. 25, 2002	@ St. Louis	4-1 W	Brad Stuart	1	1	2
Jan. 5, 2002	vs. Florida	6-0 W	Matt Bradley	1	1	1
Dec. 10, 1999	vs. Atlanta	4-1 W	Patrick Marleau	1	1	1
Jan. 7, 1999	@ Nashville	4-3 W	Ronnie Stern	1	1	1
March 10, 1996	vs. Buffalo	6-4 W	Owen Nolan	1	1	1
Jan. 13, 1996	@ Pittsburgh	10-8 W	Jim Kyte	1	1	1
Dec. 2, 1995	vs. Washington	5-3 W	Owen Nolan	1	2	1
Jan. 25, 1992	vs. Edmonton	5-2 W	Link Gaetz	1	1	1

Bold denotes on current Sharks roster.

SHARKS IN THE NHL ALL-STAR GAME

SEASON	HOST	SKATERS	G	A	PTS	NOTES
2006-07	Dallas	Joe Thornton	0	0	0	Voted to starting lineup
		Jonathan Cheechoo	0	1	1	Voted to starting lineup
		Patrick Marleau	1	0	1	2nd Fastest Skater during NHL Skills Competition
2005-06	NO ALL-STAR GAME DUE TO PARTICIPATION IN THE WINTER OLYMPICS					
2004-05	NO ALL-STAR GAME					
2003-04	Minnesota	Patrick Marleau	0	0	0	1st career appearance
2002-03	Florida	Teemu Selanne	0	0	0	Voted to starting lineup
2001-02	Los Angeles	Teemu Selanne	2	0	2	One of 2 players to score 2 goals in the 2002 contest. Voted to starting lineup
		Owen Nolan	0	0	0	Plus-3, 5 shots. Voted to starting lineup
		Vincent Damphousse	1	2	3	Scored opening goal, plus-3. Voted to starting line-up
2000-01	Colorado***	Marcus Ragnarsson	0	0	0	Led World Team in ice time (21:04)
1999-00	Toronto	Owen Nolan	0	0	0	4th career All-Star Appearance
1998-99	Tampa Bay	Marco Sturm	1	0	1	Scored World Team's first goal
1997-98	Vancouver	None Selected	—	—	—	
1996-97	San Jose**	Owen Nolan	3	0	3	Hat trick; led West in goals
		Tony Granato	0	0	0	Named as a starter
1995-96	Boston	Owen Nolan	0	0	0	2nd career appearance
1994-95	—	No All-Star Game Played	—	—	—	
1993-94	New York	Sandis Ozolinsh	2	1	3	Led Western Conf. in scoring
1992-93	Montreal*	Kelly Kisio	1	1	2	1st career appearance
1991-92	Philadelphia	Doug Wilson	0	0	0	7th appearance, 6 with Chicago

SEASON	SITE	GOALTENDERS	MIN	GA	SVS	NOTES
2000-01	Colorado	Evgeni Nabokov	20	5	11	Finished 2nd in NHL Skills Competition
1993-94	N.Y. Rangers	Arturs Irbe	20	2	16	Stopped 16 of 18 shots

* Pat Falloon was selected to play in 1992-93, but was unable to participate due to injury.

** Tony Granato was the Commissioner's Special Selection from the Western Conference and named starter for Joe Sakic (COL, injured).

*** Vincent Damphousse was selected to play in 2000-01, but was unable to participate due to injury.

SHARKS IN THE OLYMPICS

SEASON	HOST	SKATER	GP	G	A	PTS	COUNTRY
2005-06	Torino, Italy	Joe Thornton	6	1	2	3	Canada
		Christian Ehrhoff	5	1	1	2	Germany
		Marcel Goc	5	1	0	1	Germany
		Ville Nieminen	8	0	1	1	Finland
2001-02	Salt Lake City	Teemu Selanne	4	3	0	3	Finland
		Marcus Ragnarsson	4	0	2	2	Sweden
		Niklas Sundstrum	4	1	3	4	Sweden
		Owen Nolan	6	0	3	3	Canada
		Marco Sturm	5	0	1	1	Germany
		*Christian Ehrhoff	7	0	0	0	Germany
		Gary Suter	6	0	1	1	USA
SEASON	HOST	GOALTENDER	GP	SV%	GAA	SO	COUNTRY
2005-06	Torino, Italy	Evgeni Nabokov	6	.940	1.34	3	Russia
		**Thomas Greiss	1	.875	5.00	0	Germany

* — Christian Ehrhoff was a prospect playing in Germany at the time of the Olympics

** — Thomas Greiss was a prospect playing in Germany at the time of the Olympics

NHL HONORS

HART MEMORIAL TROPHY

2005-06	Joe Thornton	Led the League with 125 points (29-96=125) in 81 games played. He edged out New York, Rangers forward Jaromir Jagr and Calgary goaltender Miikka Kiprusoff.
---------	--------------	---

ART ROSS TROPHY

2005-06	Joe Thornton	Led the League with 125 points (29-96=125) in 81 games played. He edged out New York, Rangers forward Jaromir Jagr, who finished with 123 points (54-69=123).
---------	--------------	---

MAURICE "ROCKET" RICHARD TROPHY

2005-06	Jonathan Cheechoo	Led NHL and set a career high with 56 goals . He also led the NHL in divisional goals, game-winning goals and home goals. Jaromir Jagr of the New York Rangers was the runner-up.
---------	-------------------	---

CALDER MEMORIAL TROPHY

2000-01	Evgeni Nabokov	Led rookie goaltenders in games played (66), minutes (3,700), wins (32), shots against (1,582) and shutouts (6). Was also third in GAA (2.19) and save percentage (.915). Named NHL Player of the Week Jan. 22-28 and NHL Rookie of the Month for November and December 2000. First NHL goaltender to post 20 wins during the 2000-01 season. Overall, 11th in wins, sixth in GAA, T-10th in save pct., seventhth in games played and eighth in minutes. Named to NHL's World All-Star Team. Finished fourth in Vezina Trophy voting.
---------	----------------	---

FIRST TEAM NHL ALL STAR

2005-06	Joe Thornton	Led the League with 125 points (29-96=125) in 81 games played.
---------	--------------	--

BILL MASTERTON MEMORIAL TROPHY

1996-97	Tony Granato	76 GP, 25-15=40 pts., two hat tricks, started in All-Star Game, returned from February 1996 brain surgery.
---------	--------------	--

NHL AWARD FINALISTS

LESTER B. PEARSON AWARD

2005-06	Joe Thornton	Finished second in voting
---------	--------------	---------------------------

LADY BYNG MEMORIAL TROPHY

2005-06	Patrick Marleau	Finished second in voting
---------	-----------------	---------------------------

JACK ADAMS AWARD

2003-04	Ron Wilson	Finished second in voting
1993-94	Kevin Constantine	Finished second in voting

CALDER MEMORIAL TROPHY

1999-00	Brad Stuart	Finished second in voting
---------	-------------	---------------------------

FRANK J. SELKE TROPHY

2003-04	Alyn McCauley	Finished third in voting
1999-00	Mike Ricci	Finished third in voting

NHL AWARD FINALISTS

NHL ALL-ROOKIE TEAM

2006-07	Matt Carle	Led all rookie defensemen and finished sixth among all NHL rookies in points (42) and set several franchise rookie highs — including goals and points by a defenseman and power play goals.
	Marc-Edouard Vlasic	He and teammate Matt Carle became the second set of defensive teammates to be named to the NHL All-Rookie Team in the same season joining Detroit's Niklas Lidstrom and Vladimir Konstantinov (1991-92). Youngest defenseman in the League in 2006-07. His 23 assists were tied for seventh among all NHL rookies and also placed him sixth on the Sharks all-time single season list for rookies.
2000-01	Evgeni Nabokov	First among rookie goaltenders in games played (66), minutes (3,700), wins (32), shots against (1,582), shutouts (six), third in GAA (2.19) and save percentage (.915). Named NHL Player of the Week Jan. 22-28, NHL Rookie of the Month for November and December 2000. First NHL goaltender to post 20 wins in 2000-01 season. Overall, 11th in wins, sixth in GAA, T-10th in save pct., seventh in games played and eighth in minutes. Named to NHL's World All-Star Team. Finished fourth in Vezina Trophy voting.
1999-00	Brad Stuart	82 GP, 36 points (10 goals, 26 assists), first in scoring defensemen on team, seventh overall among rookie scorers, first among rookie defensemen.
1994-95	Jeff Friesen	48 GP, 25 points (15 goals, 10 assists), team-high five PPG.

NHL PLAYER OF THE MONTH

March 2007	Joe Thornton	Named NHL's 2nd Star of the Month leading all players in points (24, five goals and 19 assists) in 14 games.
Feb. 2004	Evgeni Nabokov	8-2-0, 1.75 GAA, .934 save pct., 3 shutouts (named DEFENSIVE PLAYER OF THE MONTH)
Feb. 2002	Evgeni Nabokov	6-0-0, 1.17 GAA, .952 save pct., 2 shutouts — first Shark to win the honor.

NHL ROOKIE OF THE MONTH

Jan. 2007	Ryane Clowe	11 GP, 9-7=16 pts.
Dec. 2000	Evgeni Nabokov	7-2-2, 2.11 GAA, .924 save pct., 2 shutouts
Nov. 2000	Evgeni Nabokov	8-2-1, 1.96 GAA, .925 save pct., 1 shutout
Nov. 1997	Marco Sturm	15 GP, 3-7=10 pts.
Dec. 1992	Rob Gaudreau	14 GP, 14-5=19 pts. (also recorded first two Sharks hat tricks on Dec. 3 and 12)

NHL PLAYER OF THE WEEK

March 19-25, 2007	Jonathan Cheechoo	3 GP, 6-2=8 (NHL Second Star of the Week)
March 12-18, 2007	Joe Thornton	4 GP, 4-6=10 (NHL First Star of the Week)
March 5-11, 2007	Evgeni Nabokov	2-0-1, .66 GAA, .976 sv. pct. (NHL Third Star of the Week)
Jan. 1-7, 2007	Joe Thornton	2 GP, 0-7=7 (NHL Third Star of the Week)
April 10-16, 2006	Joe Thornton	4 GP, 1-11=12, plus-7 plus/minus rating for the week
	Jonathan Cheechoo	4 GP, 7-4=11, plus-5 plus/minus rating for the week
April 3-9, 2006	Vesa Toskala	4-0-0, .98 GAA, .950 save pct., 1 SO (named DEFENSIVE PLAYER OF THE WEEK)
March 20-26, 2006	Vesa Toskala	3-0-0, 1.66 GAA, .946 save pct, 1 SO (named DEFENSIVE PLAYER OF THE WEEK)
Feb. 6-12, 2006	Patrick Marleau	4 GP, 4-6=10, plus-1 plus/minus rating for week
Dec. 5-11, 2005	Joe Thornton	3 GP, 2-6=8, plus-2 plus/minus rating for week
Nov. 28-Dec. 4, 2005	Patrick Marleau	3 GP, 1-5=6, plus-3 plus/minus rating for week

NHL AWARD FINALISTS

March 22-28, 2004	Evgeni Nabokov	3-0-0, 1.64 GAA, .944 save pct., 2 SO (named DEFENSIVE PLAYER OF THE WEEK)
Feb. 4-10, 2002	Evgeni Nabokov	3-0-0, 0.67 GAA, .968 save pct., 2 SO
Jan. 22-28, 2001	Evgeni Nabokov	2-0-1, 1.30 GAA, .947 save pct.
Dec. 6-12, 2000	Owen Nolan	3 GP, 4-2=6, plus-5
Oct. 11-17, 1999	Steve Shields	3-0-0, 0.83 GAA, .979 sv pct., 1 SO, set Sharks consecutive scoreless streak at 141:46
March 8-14, 1999	Steve Shields	3-0-0, 1.33 GAA, .948 save pct., 1 SO
Feb. 8-14, 1999	Mike Vernon	3-0-0, 1.00 GAA, .961 save pct.
Dec. 15-21, 1997	Mike Vernon	2-0-1, 0.97 GAA, .958 save pct., 1 SO
Nov. 22-28, 1993	Arturs Irbe (co-Player of the Week)	3-0-0 2.33 GAA, 2nd career shutout
Feb. 28-March 6, 1994	Sergei Makarov	3 GP, 4-3=7, plus-6 plus/minus rating for week

BILL MASTERTON MEMORIAL TROPHY NOMINEES

The Bay Area chapter of the Professional Hockey Writers Association votes for the San Jose Sharks nominee for the Bill Masterton Memorial Trophy. Each NHL team selects a nominee for the award, which is presented to the player who best exemplifies the qualities of perseverance, sportsmanship and dedication to hockey.

2006-07	Curtis Brown	1997-98	Kelly Hrudey
2005-06	Scott Thornton	1996-97	Tony Granato*
2003-04	Vincent Damphousse	1995-96	Jeff Odgers
2002-03	Teemu Selanne	1994-95	Igor Larionov
2001-02	Vincent Damphousse	1993-94	Sergei Makarov
2000-01	Gary Suter	1992-93	Kelly Kisio
1999-00	Gary Suter	1991-92	Doug Wilson
1998-99	Bryan Marchment	* — Won Trophy	

KING CLANCY MEMORIAL TROPHY NOMINEES

The King Clancy Memorial Trophy is presented to "the player who best exemplifies leadership qualities on and off the ice and has made a noteworthy contribution in his community." Team members nominate a player to represent each NHL club in league-wide voting.

2006-07	Patrick Marleau	1997-98	Jeff Friesen
2005-06	Scott Thornton	1996-97	Tony Granato
2003-04	Mike Ricci	1995-96	Jeff Odgers
2002-03	Adam Graves	1994-95	Jeff Odgers
2001-02	Adam Graves	1993-94	Arturs Irbe
2000-01	Tony Granato	1992-93	Doug Wilson
1999-00	Tony Granato	1991-92	Doug Wilson
1998-99	Ron Sutter		

TEAM HONORS

SEAGATE TECHNOLOGY "SHARKS PLAYER OF THE YEAR" AWARD

This annual award was established in the franchise's inaugural season and is voted upon by Bay Area media to recognize the Sharks player making the greatest overall contribution to the success of the San Jose Sharks. Seagate Technology donates \$5,000 to The Sharks Foundation on behalf of the recipient of the "Sharks Player of the Year" Award. Seagate Technology has donated more than \$260,000 to The Sharks Foundation through the Seagate Technology "Sharks Player of the Year" and "Sharks Player of the Month" Awards.

2006-07	Joe Thornton	1999-00	Owen Nolan	1994-95	Ulf Dahlen
2005-06	Joe Thornton	1998-99	Mike Vernon/ Steve Shields	1993-94	Arturs Irbe
2003-04	Patrick Marleau		Mike Vernon	1992-93	Kelly Kisio
2002-03	Teemu Selanne	1997-98	Jeff Friesen	1991-92	Jeff Hackett
2001-02	Mike Ricci	1996-97	Jamie Baker		
2000-01	Evgeni Nabokov	1995-96			

TEAM HONORS

SEAGATE TECHNOLOGY "SHARKS PLAYER OF THE MONTH" AWARD

This monthly award was established in the 1997-98 season and is voted upon by Bay Area media to recognize the Sharks player making the greatest overall contribution to the success of the San Jose Sharks. In its eighth season, the Seagate Technology "Sharks Player of the Month" program honors the Sharks player who has contributed most to the team's success throughout each month. Seagate Technology donates \$2,500 on behalf of each "Player of the Month" Award winner to The Sharks Foundation. Seagate Technology has donated more than \$260,000 to The Sharks Foundation through the Seagate Technology "Sharks Player of the Year" and "Sharks Player of the Month" Awards.

1997-98		February 2002	Evgeni Nabokov
October 1997	Bill Houlder	March 2002	Scott Thornton
November 1997	Marco Sturm		
December 1997	Mike Vernon	2002-03	
January 1998	Mike Rathje	October 2002	Vincent Damphousse
February 1998	None - Olympics	November 2002	Patrick Marleau
March 1998	Jeff Friesen	December 2002	Teemu Selanne
		January 2003	Owen Nolan
		February 2003	Scott Hannan
1998-99			
October 1998	Marco Sturm	2003-04	
November 1998	Jeff Friesen	October 2003	Scott Hannan
December 1998	Mike Ricci	November 2003	Vesa Toskala
January 1999	Owen Nolan	December 2003	Patrick Marleau, Evgeni Nabokov
February 1999	Mike Vernon		Mike Rathje
March 1999	Steve Shields	January 2004	Marco Sturm
		February 2004	Jonathan Cheechoo
		March 2004	
1999-00			
October 1999	Owen Nolan/ Steve Shields	2005-06	
		October 2005	Kyle McLaren
November 1999	Vincent Damphousse	November 2005	Patrick Marleau
December 1999	Owen Nolan	December 2005	Joe Thornton
January 2000	Mike Ricci	January 2006	Jonathan Cheechoo
February 2000	Brad Stuart	February 2006	Vesa Toskala
March 2000	Vincent Damphousse	March 2006	Vesa Toskala
		April 2006	Joe Thornton
2000-01			
October 2000	Evgeni Nabokov	2006-07	
November 2000	Vincent Damphousse	October 2006	Milan Michalek
December 2000	Evgeni Nabokov	November 2006	Evgeni Nabokov
January 2001	Owen Nolan		Vesa Toskala
February 2001	Niklas Sundstrom	December 2006	Joe Thornton
March 2001	Mike Ricci	January 2007	Patrick Marleau
		February 2007	Joe Thornton
		March 2007	Evgeni Nabokov
2001-02			
October 2001	Vincent Damphousse		
November 2001	Evgeni Nabokov		
December 2001	Mike Ricci		
January 2002	Brad Stuart		

PLAYSTATION "SHARKS ROOKIE OF THE YEAR" AWARD

This annual award was introduced in 1994-95 and is voted upon by Bay Area media to recognize the Sharks player adjudged to be the best in his first season of NHL competition. Sony Computer Entertainment presented a check for \$2,500 to The Sharks Foundation as recognition of the winner's accomplishment.

2006-07	Marc-Edouard Vlasic	1998-99	Alexander Korolyuk
2005-06	Milan Michalek	1997-98	Patrick Marleau, Marco Sturm, Andrei Zyuzin
2003-04	Tom Preissing		Stephen Guolla
2002-03	Jim Fahey	1996-97	Marcus Ragnarsson
2001-02	Matt Bradley	1995-96	Jeff Friesen
2000-01	Evgeni Nabokov	1994-95	
1999-00	Brad Stuart		



Marc-Edouard Vlasic was honored with the 2006-07 PlayStation "Sharks Rookie of the Year" Award.

PLAYSTATION "THREE STARS OF THE GAME AWARD"

Introduced in 2003-04, this award recognizes the Sharks players who received the most credit for being selected as one of the three stars of the game. Each No. 1 star selection earned five points, No. 2 stars received three points and No. 3 stars got one point. The three stars are listed on the official NHL game sheet distributed by the game's official scorekeepers. The three stars are chosen by members of the media based on the player's performance each game. Sony Computer Entertainment presented a check for \$2,500 to The Sharks Foundation as recognition of the winner's accomplishment.

2006-07	Joe Thornton
2005-06	Jonathan Cheechoo
2003-04	Patrick Marleau

SHARKS IRONMAN AWARD

The Sharks Ironman Award, established in the 1998-99 season, was awarded to the player(s) whose grit, determination and perseverance allowed them to lead the club in games played during the regular season at the time the award was presented.

2001-02	Vincent Damphousse, Teemu Selanne, Brad Stuart, Gary Suter (82)
2000-01	Niklas Sundstrom (82), Marco Sturm (81)
1999-00	Vincent Damphousse, Jeff Friesen, Mike Ricci, Brad Stuart (82), Patrick Marleau (81)
1998-99	Mike Ricci, Mike Rathje (82)

OPPONENT LEADERS VS. SAN JOSE

MOST REGULAR SEASON GAMES PLAYED

	GP
Sydor, Darryl	69
Modano, Mike	64
Robitaille, Luc	62
Blake, Rob	61
Ronning, Cliff	61
Selanne, Teemu	61
Buchberger, Kelly	60
Zubov, Sergei	60
Numminen, Teppo	59
Carney, Keith	59
Norstrom, Mattias	59
Doan, Shane	58
Weight, Doug	57
Tkachuk, Keith	56
Marchant, Todd	56
Lidstrom, Nicklas	56
Roenick, Jeremy	55
Richardson, Luke	55
Linden, Trevor	55
Fleury, Theo	54
Nieuwendyk, Joe	53
Drake, Dallas	53
MacInnis, Al	53
Lehtinen, Jere	53
Laperriere, Ian	53

MOST REGULAR SEASON GOALS

	GP	G
Selanne, Teemu	61	44
Shanahan, Brendan	52	34
Tkachuk, Keith	56	32
Fleury, Theo	54	30
Nieuwendyk, Joe	53	29
Sakic, Joe	49	27
Young, Scott	49	26
Robitaille, Luc	62	26
Bure, Pavel	39	24
Arnott, Jason	44	24
Kariya, Paul	52	24
Ronning, Cliff	61	23
Hull, Brett	51	22
Turgeon, Pierre	42	21
Fedorov, Sergei	52	21
Sandstrom, Tomas	32	20
Roenick, Jeremy	55	19
Guerin, Bill	39	18
Gelinas, Martin	50	18
Lemieux, Mario	14	17
Roberts, Gary	30	17
Perreault, Yanic	37	17
Gilmour, Doug	37	17
Modano, Mike	64	17
Six players tied		16

MOST REGULAR SEASON ASSISTS

	GP	A
Sakic, Joe	49	43
MacInnis, Al	53	43
Selanne, Teemu	61	42
Lidstrom, Nicklas	56	41
Weight, Doug	57	41
Modano, Mike	64	40
Gretzky, Wayne	32	39
Ronning, Cliff	61	37
Kariya, Paul	52	34
Lemieux, Mario	14	32
Shanahan, Brendan	52	32
Oates, Adam	27	31

Fedorov, Sergei	52	31
Fleury, Theo	54	31
Tkachuk, Keith	56	31
Robitaille, Luc	62	31
Hull, Brett	51	30
Coffey, Paul	25	29
Housley, Phil	45	29
Numminen, Teppo	59	29
Yzerman, Steve	45	28
Suter, Gary	32	27
Olausson, Fredrik	43	27
Zubov, Sergei	60	27
Forsberg, Peter	32	26

MOST REGULAR SEASON POINTS

	GP	G	A	PTS
Selanne, Teemu	61	44	42	86
Sakic, Joe	49	27	43	70
Shanahan, Brendan	52	34	32	66
Tkachuk, Keith	56	32	31	63
Fleury, Theo	54	30	31	61
Ronning, Cliff	61	23	37	60
Kariya, Paul	52	24	34	58
Robitaille, Luc	62	26	31	57
Modano, Mike	64	17	40	57
MacInnis, Al	53	12	43	55
Hull, Brett	51	22	30	52
Fedorov, Sergei	52	21	31	52
Gretzky, Wayne	32	12	39	51
Lidstrom, Nicklas	56	10	41	51
Weight, Doug	57	10	41	51
Lemieux, Mario	14	17	32	49
Arnott, Jason	44	24	24	48
Turgeon, Pierre	42	21	25	46
Nieuwendyk, Joe	53	29	16	45
Young, Scott	49	26	18	44
Roenick, Jeremy	55	19	25	44
Yzerman, Steve	45	15	28	43
Mogilny, Alexander	29	16	24	40
Bure, Pavel	39	24	16	40
Three tied with				39

MOST REGULAR SEASON PIM

	GP	PIM
Rychel, Warren	27	127
Domi, Tie	30	121
Brashear, Donald	34	121
Johnson, Matt	25	118
Probert, Bob	33	116
Blake, Rob	61	116
Odjick, Gino	32	114
Tkachuk, Keith	56	113
McCarty, Darren	40	110
Manson, Dave	42	101
Richardson, Luke	55	101
Murzyn, Dana	32	99
Shanahan, Brendan	52	99
Fleury, Theo	54	95
DeBrusk, Louie	28	94
Baumgartner, Ken	19	93
Hatcher, Derian	48	92
Hulse, Cale	36	91
Laperriere, Ian	53	88
Ewen, Todd	18	87
Weight, Doug	57	86
McSorley, Marty	25	85
Roberts, Gary	30	83
Baron, Murray	46	83
Karpa, David	28	81

OPPONENT GOALTENDING LEADERS VS. SAN JOSE

MOST REGULAR SEASON GAMES PLAYED

	GP
Joseph, Curtis	47
Belfour, Ed	37
Roy, Patrick	36
Hebert, Guy	34
Potvin, Felix	33
Ranford, Bill	29
Khabibulin, Nikolai	27
Burke, Sean	26
Vernon, Mike	26
Turco, Marty	25
Osgood, Chris	24
McLean, Kirk	24
Fuhr, Grant	23
Giguere, Jean-Sebastien	23
Thibault, Jocelyn	22
Vokoun, Tomas	22
Roloson, Dwayne	22
Hrudey, Kelly	21
Salo, Tommy	21
Tugnut, Ron	21
Turek, Roman	20
Essensa, Bob	18
Brodeur, Martin	16
Seven tied with	15

MOST REGULAR SEASON WINS

	GP	W
Joseph, Curtis	47	34
Roy, Patrick	36	25
Vernon, Mike	26	19
McLean, Kirk	24	17
Potvin, Felix	33	17
Hebert, Guy	34	17
Turco, Marty	25	16
Khabibulin, Nikolai	27	15
Osgood, Chris	24	14
Ranford, Bill	29	14
Belfour, Ed	37	14
Vokoun, Tomas	22	13
Fuhr, Grant	23	13
Hrudey, Kelly	21	10
Kidd, Trevor	15	9
Turek, Roman	20	9
Thibault, Jocelyn	22	9
Giguere, Jean-Sebastien	23	9
10 tied with		8

MOST REGULAR SEASON LOSSES

	GP	L
Belfour, Ed	37	17
Burke, Sean	26	16
Hebert, Guy	34	13
Giguere, Jean-Sebastien	23	12
Thibault, Jocelyn	22	11
Potvin, Felix	33	11
Joseph, Curtis	47	11
Tugnut, Ron	21	10
Roloson, Dwayne	22	9
Ranford, Bill	29	9
Denis, Marc	14	9
Kolzig, Olaf	10	8

Vokoun, Tomas	22	8
Osgood, Chris	24	8
Khabibulin, Nikolai	27	8
Turek, Roman	20	7
Hrudey, Kelly	21	7
Fuhr, Grant	23	7
Lalime, Patrick	10	6
Irbe, Arturs	12	6
Barrasso, Tom	14	6
Fiset, Stephane	15	6
Brodeur, Martin	16	6
Salo, Tommy	21	6
Roy, Patrick	36	6

MOST REGULAR SEASON TIES

	GP	T
Salo, Tommy	21	7
Belfour, Ed	37	5
Potvin, Felix	33	5
Essensa, Bob	18	4
Hrudey, Kelly	21	4
Ranford, Bill	29	4
Roy, Patrick	36	4
Vanbiesbrouck, John	14	4
Brathwaite, Fred	11	3
Hackett, Jeff	1	3
Hasek, Dominik	13	3
Hebert, Guy	34	3
Rhodes, Damian	10	3
Roloson, Dwayne	18	3
Vernon, Mike	26	3
15 tied		2

MOST REGULAR SEASON MINUTES

	GP	MIN
Joseph, Curtis	47	2785
Belfour, Ed	37	2168
Roy, Patrick	36	2118
Potvin, Felix	33	1931
Hebert, Guy	34	1922
Ranford, Bill	29	1647
Khabibulin, Nikolai	27	1598
Vernon, Mike	26	1469
Burke, Sean	26	1458
Turco, Marty	25	1417
McLean, Kirk	24	1401
Osgood, Chris	24	1331
Giguere, Jean-Sebastien	23	1308
Salo, Tommy	21	1297
Thibault, Jocelyn	22	1287
Vokoun, Tomas	22	1286
Hrudey, Kelly	21	1273
Roloson, Dwayne	22	1243
Fuhr, Grant	23	1202
Tugnut, Ron	21	1145
Turek, Roman	20	1104
Essensa, Bob	18	1065
Brodeur, Martin	16	961
Legace, Manny	15	866
Vanbiesbrouck, John	14	858

OPPONENT GOALTENDING LEADERS VS. SAN JOSE

(continued)

BEST REGULAR SEASON GAA (Min. 5 GP)			BEST REG. SEASON SAVE PCT. (Min. 5 GP)		
	GP	GAA		GP	SAVE %
Weekes, Kevin	5	1.37	Terreri, Chris	9	.941
Johnson, Brent	9	1.54	Weekes, Kevin	5	.939
Terreri, Chris	9	1.57	Roy, Patrick	36	.937
Roy, Patrick	36	1.59	Storr, Jamie	12	.935
Storr, Jamie	12	1.79	Vanbiesbrouck, John	14	.931
Vanbiesbrouck, John	14	1.82	Fernandez, Manny	15	.929
Vernon, Mike	26	1.84	Johnson, Brent	9	.928
Fernandez, Manny	15	1.93	Bryzgalov, Ilya	7	.928
Hackett, Jeff	11	1.95	Brathwaite, Fred	11	.927
Casey, Jon	6	2.11	Vernon, Mike	26	.926
Brathwaite, Fred	11	2.11	Gerber, Martin	7	.925
Turco, Marty	25	2.12	Aebischer, David	7	.922
Wregget, Ken	5	2.14	Joseph, Curtis	47	.922
Bryzgalov, Ilya	7	2.16	Hextall, Ron	9	.921
Dunham, Mike	9	2.19	Dunham, Mike	9	.918
Joseph, Curtis	47	2.20	Billington, Craig	10	.918
McLean, Kirk	24	2.23	Hackett, Jeff	11	.917
Gerber, Martin	7	2.26	Theodore, Jose	10	.917
Salo, Tommy	21	2.27	Khabibulin, Nikolai	27	.916
Puppa, Daren	8	2.29	Kidd, Trevor	15	.915
Brodeur, Martin	16	2.31	Salo, Tommy	21	.915
Hextall, Ron	9	2.32	Casey, Jon	6	.913
Rhodes, Damian	10	2.36	Denis, Marc	14	.913
Khabibulin, Nikolai	27	2.37	Turco, Marty	25	.912
Aebischer, David	7	2.37	Hasek, Dominik	15	.911



Two players who've played well against San Jose are goaltender Curtis Joseph (top) and ex-Sharks forward Teemu Selanne (bottom).

2005-06 SEASON REVIEW

SEASON HIGHLIGHTS

- In arguably the biggest trade in franchise history, the Sharks acquired **C Joe Thornton** as part of a four-player deal with Boston on Nov. 30.
- Thornton became the first Sharks player to win the Art Ross Trophy (scoring title) and the Hart Memorial Trophy (Most Valuable Player). Thornton was also voted as the Seagate Technology "Sharks Player of the Year" and was a finalist for the Lester B. Pearson Award (MVP as chosen by the players).
- **RW Jonathan Cheechoo** received the Maurice "Rocket" Richard Trophy for leading the League and becoming the first Sharks player to score 50-plus goals in a season (56).
- **C Patrick Marleau** broke the franchise record for most points in a season (Owen Nolan, 84 in 1999-00) when he assisted on Cheechoo's game-winning power play goal on April 10 in Phoenix.
- San Jose set franchise records in goals scored (266), power play goals scored (91), most shots on goal (2,483) and power play percentage (18.2).

MAJOR TRANSACTIONS

- Acquired **C Joe Thornton** from Boston in exchange for **D Brad Stuart**, **C Wayne Primeau** and **C Marco Sturm** on Nov. 30, 2005.
- Acquired **LW Ville Nieminen** from the N.Y. Rangers in exchange for a third round selection (83rd overall) in the 2006 NHL Entry Draft on March 6, 2006.

PACIFIC DIVISION

	GP	W	L	T	OTL	GF	GA	PTS
DALLAS (2)	82	53	23	6	2	65	218	112
SAN JOSE (5)	82	44	27	11	2	66	242	99
ANAHEIM (6)	82	43	27	12	2	54	229	98
LOS ANGELES (10)	82	42	35	5	2	49	270	89
PHOENIX (12)	82	38	39	5	2	46	271	81

FINAL STATISTICS

P	NO	PLAYER	GP	G	A	PTS	PIM
C	19	JOE THORNTON (BOS) (SJ) (TOTAL)	23 58 81	9 72 29	24 92 96	33 55 61	6 55 61
R	14	J. CHEECHOO	82	56	37	93	58
C	12	PATRICK MARLEAU	82	34	52	86	26
L	28	NILS EKMAN	77	21	36	57	54
D	42	TOM PREISING	74	11	32	43	26
R	9	*MILAN MICHALEK	81	17	18	35	45
R	26	*STEVE BERNIER	39	14	13	27	35
C	10	ALYN MCCAULEY	76	12	14	26	30
C	16	MARK SMITH	80	9	15	24	97
L	15	VILLE NIEMINEN (NYR) (SJ) (TOTAL)	48 22 70	5 4 8	12 7 16	17 10 24	53 10 63
D	22	SCOTT HANNAN	81	6	18	24	58
D	44	C. EHRHOFF	64	5	18	23	32
D	4	KYLE McLAREN	77	2	21	23	66
C	37	*G. STEVENSON	47	10	12	22	14
C	11	*MARCEL GOC	81	8	14	22	22
L	17	SCOTT THORNTON	71	10	11	21	84
L	19	MARCO STURM	23	6	10	16	16
R	23	& NIKO DIMITRAKOS	45	4	12	16	26
D	7	& BRAD STUART	23	2	10	12	14
L	24	& JOSH LANGFELD	39	2	9	11	16
C	15	& WAYNE PRIMEAU	21	5	3	8	17
D	25	*MATT CARLE	12	3	3	6	14
C	34	P. RISSMILLER	18	3	3	6	8
D	5	ROB DAVISON	69	1	5	6	76
D	6	*JOSH GORGES	49	0	6	6	31
L	29	*RYANE CLOWE	18	0	2	2	9
D	21	JIM FAHEY	21	0	2	2	14
R	27	SCOTT PARKER	10	1	0	1	38
D	41	*DOUG MURRAY	34	0	1	1	27
G	35	VESA TOSKALA	37	0	1	1	4
G	20	EVGENI NABOKOV	45	0	1	1	18
G	31	*N. SCHAEFER	7	0	0	0	2

GAME BY GAME RESULTS

GA	DATE	OPPONENT	RESULT	RECORD
1	10/7	@ NASHVILLE	2-3 L	0-1-0
2	10/7	@ CHICAGO	3-6 L	0-2-0
3	10/8	@ ST. LOUIS	7-6 W	1-2-0
4	10/12	COLUMBUS	4-1 W	2-2-0
5	10/15	CHICAGO	4-3 W	3-2-0
6	10/17	@ DETROIT	2-3 L*	3-2-1
7	10/19	@ MINNESOTA	1-6 L	3-3-1
8	10/21	@ COLUMBUS	1-4 L	3-4-1
9	10/22	@ NASHVILLE	1-2 L	3-5-1
10	10/26	@ DALLAS	5-4 W*	4-5-1
11	10/28	@ LOS ANGELES	5-4 W	5-5-1
12	10/29	CALGARY	3-2 W**	6-5-1
13	11/2	NASHVILLE	3-2 W*	7-5-1
14	11/4	@ ANAHEIM	1-0 W*	8-5-1
15	11/5	MINNESOTA	1-3 L	8-6-1
16	11/8	@ COLORADO	2-5 L	8-7-1
17	11/12	DALLAS	2-3 L**	8-7-2
18	11/16	VANCOUVER	1-3 L	8-8-2
19	11/19	PHOENIX	3-4 L**	8-8-3
20	11/21	@ EDMONTON	1-2 L**	8-8-4
21	11/23	@ CALGARY	2-3 L	8-9-4
22	11/24	@ VANCOUVER	2-3 L	8-10-4
23	11/26	DETROIT	6-7 L	8-11-4
24	11/30	@ DALLAS	1-4 L	8-12-4
25	12/2	@ BUFFALO	5-0 W	9-12-4
26	12/3	@ TORONTO	5-4 W	10-12-4
27	12/6	ATLANTA	5-3 W	11-12-4
28	12/8	FLORIDA	6-6 W	12-12-4
29	12/10	CAROLINA	4-3 W	13-12-4
30	12/16	WASHINGTON	4-1 W	14-12-4
31	12/18	@ ANAHEIM	4-5 L	14-13-4
32	12/20	ANAHEIM	4-2 W	15-13-4
33	12/22	@ PHOENIX	1-2 L	15-14-4
34	12/23	ST. LOUIS	1-2 L**	15-14-5
35	12/26	@ LOS ANGELES	3-4 L	15-15-5
36	12/28	PHOENIX	4-5 L	15-16-5
37	12/30	COLORADO	5-2 W	16-16-5
38	1/5	COLUMBUS	6-3 W	17-16-5
39	1/7	LOS ANGELES	3-2 W	18-16-5
40	1/10	@ BOSTON	6-2 W	19-16-5
41	1/12	@ OTTAWA	2-0 W	20-16-5
42	1/14	@ MONTREAL	2-6 L	20-17-5
43	1/16	TAMPA BAY	3-1 W	21-17-5
44	1/19	EDMONTON	2-3 L**	21-17-6
45	1/21	@ LOS ANGELES	4-3 W*	22-17-6
46	1/24	LOS ANGELES	4-1 W	23-17-6
47	1/26	ANAHEIM	0-2 L	23-18-6
48	1/28	@ PHOENIX	2-6 L	23-19-6
49	1/30	@ DALLAS	2-3 L*	23-19-7
50	2/1	@ ANAHEIM	6-4 W	24-19-7
51	2/2	MINNESOTA	2-3 L*	24-19-8
52	2/4	ANAHEIM	0-2 L	24-20-8
53	2/6	CALGARY	3-4 L	24-21-8
54	2/8	CHICAGO	2-1 W	25-21-8
55	2/10	DALLAS	6-3 W	26-21-8
56	2/12	@ PHOENIX	5-4 W*	27-21-8
57	2/28	DETROIT	5-1 W	28-21-8
58	3/3	@ EDMONTON	2-3 L	28-22-8
59	3/4	@ CALGARY	0-2 L	28-23-8
60	3/7	@ ANAHEIM	4-5 L*	28-23-9
61	3/9	EDMONTON	5-2 W	29-23-9
62	3/11	NASHVILLE	3-2 W*	30-23-9
63	3/13	LOS ANGELES	4-3 W	31-23-9
64	3/16	ST. LOUIS	5-2 W	32-23-9
65	3/18	DALLAS	4-3 W**	32-23-10
66	3/19	COLORADO	6-5 W	33-23-10
67	3/21	@ ST. LOUIS	6-0 W	34-23-10
68	3/23	@ DETROIT	0-4 L	34-24-10
69	3/25	@ MINNESOTA	5-1 W	35-24-10
70	3/26	@ CHICAGO	5-4 W*	36-24-10
71	3/28	@ COLUMBUS	1-4 L	36-25-10
72	3/30	PHOENIX	2-5 L	36-26-10
73	4/1	PHOENIX	3-4 L*	36-26-11
74	4/3	@ DALLAS	3-2 W*	37-26-11
75	4/5	@ COLORADO	2-1 W	38-26-11
76	4/6	@ LOS ANGELES	5-0 W	39-26-11
77	4/9	DALLAS	4-1 W	40-26-11
78	4/10	@ PHOENIX	3-2 W	41-26-11
79	4/12	@ VANCOUVER	5-4 W*	42-26-11
80	4/13	VANCOUVER	5-3 W	43-26-11
81	4/15	ANAHEIM	6-3 W	44-26-11
82	4/17	LOS ANGELES	0-4 L	44-27-11

* — OVERTIME ** — SHOOTOUT

GOALTENDERS

NO	GOALTENDER	GP	MIN	AVG	W	L	T	EN	SO	GA	SA	SV %	G	A	PIM
31	*N. SCHAEFER	7	352	1.88	5	1	0	1	1	11	138	.920	0	0	2
35	VESA TOSKALA	37	2039	2.56	23	7	4	1	2	87	878	.901	0	1	4
20	EVGENI NABOKOV	45	2575	3.10	16	19	7	2	1	133	1160	.885	0	1	18
TOTALS		82	4996	2.82	44	27	11	4	5	235	2180	.892	0	2	24

EVGENI NABOKOV and NOLAN SCHAEFER shared a shutout vs. Buffalo on Dec. 2, 2005.

KEY: * — rookie & — traded

2003-04 SEASON REVIEW

SEASON HIGHLIGHTS

- San Jose advanced to the Conference Finals against Calgary for the first time in the history of the franchise.
- The Sharks captured their second Pacific Division title by recording a franchise-best 104 points in the regular season.
- The Sharks set records in road points (47), shutouts (11) and most wins in a calendar month (10 — March).
- San Jose set a record by playing 11 consecutive home games without a loss from Nov. 15-Dec. 29 (7-0-4-0) and by recording eight consecutive home wins from Jan. 28-March 3.
- Jonathan Cheechoo** set a franchise record with nine game-winning goals on the season.
- Nils Ekman** set a franchise record by compiling a plus-30 plus/minus rating for the season.
- Evgeni Nabokov** set a franchise record with nine shutouts.
- Brad Stuart** scored two goals in the last 17 seconds of regulation on April 4, 2003 vs. Los Angeles.

MAJOR TRANSACTIONS

- Acquired **Curtis Brown** from Buffalo in a three-team trade. Traded **Curtis Brown** to Boston in exchange for **D Jeff Jilsson**. Jilsson immediately sent to Buffalo along with the Sharks ninth-round selection (ninth round eliminated after 2004 NHL Entry Draft) in the 2005 NHL Entry Draft in exchange for Brown and **Andy Delmore**. Delmore was then traded by San Jose to Boston for future considerations (all on March 9, 2004).
- Acquired **D Jason Marshall** from Minnesota in exchange for a fifth round selection (161st overall) in the 2004 NHL Entry Draft on March 3, 2004.
- Acquired a fifth round selection (152nd overall, traded to Florida on June 27, 2004) and future considerations from Calgary in exchange for **LW Lynn Loyns**.
- Acquired a second round selection (35th overall, **D Marc-Edouard Vapir** in the 2005 NHL Entry Draft from Calgary in exchange for **G Mikka Kiprusoff** on Nov. 16, 2003.

PACIFIC DIVISION

	GP	W	L	T	OTL	G	PTS	GA	PTS
SAN JOSE (2)	82	43	21	12	6	219	183	104	104
DALLAS (5)	82	41	26	13	2	194	175	97	
LOS ANGELES (11)	82	28	29	16	9	205	217	81	
ANAHEIM (12)	82	29	35	10	8	184	213	76	
PHOENIX (13)	82	22	36	18	6	188	245	68	

FINAL STATISTICS

P	NO	PLAYER	GP	G	A	PTS	PIM
C	12	PATRICK MARLEAU	80	28	29	57	24
L	28	NILS EKMAN	82	22	33	55	34
R	14	J. CHEECHOO	81	28	19	47	33
C	10	ALYN MCCAULEY	82	20	27	47	28
L	19	MARCO STURM	64	21	20	41	36
C	25	V. DAMPHOUSSE	82	12	29	41	66
D	7	BRAD STUART	77	9	30	39	34
L	94	A. KOROLYUK	63	19	18	37	18
C	15	WAYNE PRIMEAU	72	9	20	29	90
L	17	SCOTT THORNTON	80	13	14	27	84
C	18	MIKE RICCI	71	7	19	26	40
C	37	CURTIS BROWN	12	2	4	6	59
R	23	*N. DIMITRAKOS	68	9	15	24	49
D	4	KYLE MCLAREN	64	2	22	24	60
D	22	SCOTT HANNAN	82	6	15	21	48
D	42	*TOM PREISSING	69	2	17	19	12
D	2	MIKE RATHJE	80	2	17	19	46
D	44	*C. EHRHOFF	41	1	11	12	14
R	13	TODD HARVEY	47	4	5	9	38
D	6	JASON MARSHALL	12	0	2	2	8
C	16	MARK SMITH	36	1	3	4	72
R	27	SCOTT PARKER	50	1	3	4	101
D	5	*ROB DAVISON	55	0	3	3	92
D	21	JIM FAHEY	15	0	2	2	18
R	9	*MILAN MICHALEK	2	1	0	1	4
G	35	VESA TOSKALA	28	0	1	1	2
C	24	*BRAD BOYES	1	0	0	0	2
R	32	*MIROSLAV ZALESAK	2	0	0	0	0
C	34	*PATRICK RISSMILLER	4	0	0	0	0
G	20	EVGENI NABOKOV	59	0	0	0	14

* — ROOKIE

GAME BY GAME RESULTS

GA	DATE	OPPONENT	RESULT	RECORD
1	10/09	@EDMONTON	2-5 L	0-1-0-0
2	10/11	@CALGARY	2-3 L	0-2-0-0
3	10/12	@MINNESOTA	3-2 W	1-2-0-0
4	10/16	PHILADELPHIA	0-0 T*	1-2-1-0
5	10/18	OTTAWA	1-4 L	1-3-1-0
6	10/21	ANAHEIM	0-2 L	1-4-1-0
7	10/23	CHICAGO	3-3 T*	1-4-2-0
8	10/25	PHOENIX	4-4 T*	1-4-3-0
9	10/28	@CAROLINA	0-3 L	1-5-3-0
10	10/31	@TAMPA BAY	2-2 T*	1-5-4-0
11	11/01	@FLORIDA	6-2 W	2-5-4-0
12	11/02	@ATLANTA	2-2 T*	2-5-5-0
13	11/05	@NEW JERSEY	2-3 O*	2-5-5-1
14	11/06	@BOSTON	5-5 T*	2-5-6-1
15	11/08	@WASHINGTON	3-2 W	3-5-6-1
16	11/11	COLORADO	3-4 L	3-6-6-1
17	11/13	ST. LOUIS	3-0*	3-6-6-2
18	11/15	TORONTO	2-2 T*	3-6-7-2
19	11/18	N.Y. RANGERS	2-2 T*	3-6-8-2
20	11/21	@PHOENIX	5-0 W	4-6-8-2
21	11/22	NASHVILLE	3-1 W	5-6-8-2
22	11/26	CHICAGO	3-2 W	6-6-8-2
23	11/28	@MINNESOTA	2-1 W	7-6-8-2
24	11/30	@EDMONTON	2-1 W	8-6-8-2
25	12/02	@CALGARY	1-3 L	8-7-8-2
26	12/04	COLORADO	2-2 T*	8-7-9-2
27	12/06	DALLAS	2-1 W	9-7-9-2
28	12/10	@ANAHEIM	2-3 L	9-8-9-2
29	12/11	EDMONTON	2-2 T*	9-8-10-2
30	12/13	ANAHEIM	2-0 W	10-8-10-2
31	12/17	@DETROIT	2-3 O*	10-8-10-3
32	12/18	@ST. LOUIS	2-4 L	10-9-10-3
33	12/21	@ANAHEIM	2-1 W	11-9-10-3
34	12/22	ANAHEIM	2-1 W	12-9-10-3
35	12/26	LOS ANGELES	5-0 W	13-9-10-3
36	12/27	LOS ANGELES	4-4 T*	13-9-11-3
37	12/29	NASHVILLE	5-2 W	14-9-11-3
38	12/31	@COLUMBUS	1-0 W	15-9-11-3
39	1/02	@CHICAGO	1-2 L	15-10-11-3
40	1/03	@ST. LOUIS	3-1 W	16-10-11-3
41	1/05	@VANCOUVER	2-1 W	17-10-11-3
42	1/08	COLUMBUS	2-3 O*	17-10-11-4
43	1/10	ATLANTA	5-2 W	18-10-11-4
44	1/13	DALLAS	0-3 L	18-11-11-4
45	1/15	VANCOUVER	3-1 W	19-11-11-4
46	1/17	@COLORADO	2-1 W	20-11-11-4
47	1/19	DETROIT	2-1 W	21-11-11-4
48	1/21	@PHOENIX	4-2 W	22-11-11-4
49	1/22	PHOENIX	1-2 L	22-12-11-4
50	1/24	MINNESOTA	4-0 W	23-12-11-4
51	1/28	CALGARY	4-1 W	24-12-11-4
52	1/30	@DALLAS	1-3 L	24-13-11-4
53	1/31	@NASHVILLE	2-3 O*	24-13-11-5
54	2/03	FLORIDA	3-0 W	25-13-11-5
55	2/05	PHOENIX	5-0 W	26-13-11-5
56	2/10	@BUFFALO	1-2 L	26-14-11-5
57	2/11	@DETROIT	2-4 L	26-15-11-5
58	2/14	@COLUMBUS	5-1 W*	27-15-11-5
59	2/16	@PHILADELPHIA	2-2 W	28-15-11-5
60	2/18	@NASHVILLE	3-7 L	28-16-11-5
61	2/19	@CHICAGO	6-3 W	29-16-11-5
62	2/23	COLUMBUS	4-2 W	30-16-11-5
63	2/26	@VANCOUVER	2-3 O*	30-16-11-6
64	2/27	PITTSBURGH	4-2 W	31-16-11-6
65	2/29	ST. LOUIS	1-0 W	32-16-11-6
66	3/03	MONTREAL	4-3 W	33-16-11-6
67	3/05	@COLORADO	1-5 L	33-17-11-6
68	3/07	@DALLAS	0-4 L	33-18-11-6
69	3/09	MINNESOTA	2-4 L	33-19-11-6
70	3/11	N.Y. ISLANDERS	5-4 W	34-19-11-6
71	3/13	LOS ANGELES	3-1 W	35-19-11-6
72	3/16	@DALLAS	3-3 T*	35-19-12-6
73	3/18	@LOS ANGELES	5-3 W	36-19-12-6
74	3/19	@ANAHEIM	4-2 W	37-19-12-6
75	3/21	EDMONTON	2-4 L	37-20-12-6
76	3/23	DETROIT	5-2 W	38-20-12-6
77	3/25	CALGARY	3-2 W	39-20-12-6
78	3/26	@PHOENIX	3-0 W	40-20-12-6
79	3/28	DALLAS	2-1 W*	41-20-12-6
80	3/31	@LOS ANGELES	3-0 W	42-20-12-6
81	4/02	VANCOUVER	1-4 L	42-21-12-6
82	4/04	LOS ANGELES	4-3 W*	43-21-12-6

* — OVERTIME

GOALTENDERS

NO	GOALTENDER	GP	MINS	AVG	W	L	T	EN	SO	GA	SA	SV %	G	A	PIM
35	VESA TOSKALA	28	1541	2.06	12	8	4	3	1	53	760	.930	0	1	2
20	EVGENI NABOKOV	59	3456	2.20	31	19	8	0	9	127	1610	.921	0	0	14
TOTALS		82	5016	2.19	43	27	12	3	11	183	2373	.923	0	1	16

2002-03 SEASON REVIEW

SEASON HIGHLIGHTS

- Six players score their first NHL goal — **Jonathan Cheechoo**, **Jim Fahey**, **Lynn Loyns**, **Niko Dimitrakos**, **Rob Davison** and **Miroslav Zalesak**.
- **Jim Fahey** leads all NHL rookie defencemen in points (1-19=20), despite playing in only 43 NHL games.
- **Vincent Damphousse** scores his 400th NHL goal on Oct. 17 at Edmonton, becoming the 71st player to accomplish the feat.
- **Patrick Marleau** plays in his 400th NHL game on Oct. 19 vs. Colorado, the youngest current player (23 years, 34 days) to accomplish the feat and the youngest overall since Bob Carpenter in April 1986 (22 years, 268 days)
- **Teemu Selanne** is voted to the starting lineup for the Western Conference at the NHL All-Star Game.
- **Evgeni Nabokov** becomes the franchise leader in games played, minutes played and decisions.

MAJOR TRANSACTIONS

- **Doug Wilson** named executive vice president and general manager, May 13, 2003.
- Executive Vice President and General Manager **Dean Lombardi** relieved of his duties, March 18, 2003.
- Acquired a second round selection in the 2003 NHL Entry Draft from Boston in exchange for **D Dan McGillis**. Acquired **C Wayne Primeau** from Pittsburgh in exchange for **RW Matt Bradley**, March 11, 2003.
- Acquired Colorado's third and fifth round selections in the 2003 NHL Entry Draft in exchange for **D Bryan Marchment**, March 8, 2003.
- Acquired **C Allyn McCauley**, **Brad Boyes** and a first round draft selection in the 2003 NHL Entry Draft from Toronto in exchange for **RW Owen Nolan**, March 5, 2003.
- Acquired **D Kyle McLaren** and a fourth selection round in the 2004 NHL Entry Draft from Boston in exchange for **G Jeff Hackett** and **D Jeff Jillson**. (Hackett previously acquired from Montreal in exchange for **RW Niklas Sundstrom** and a third round selection in the 2004 NHL Entry Draft), Jan. 23, 2003.
- Acquired **D Dan McGillis** from Philadelphia in exchange for **D Marcus Ragnarsson**, Dec. 6, 2002.
- Named **Ron Wilson** head coach and **Tim Hunter** and **Rob Zetterler** assistant coaches, Dec. 4, 2002.
- Head Coach **Darryl Sutter** and Assistant Coaches **Rich Preston** and **Lorne Molleken** relieved of their duties, Dec. 1, 2002.

PACIFIC DIVISION

	GP	W	L	T	OTL	GA	PTS
DALLAS (1)	82	46	17	15	4	245	169
ANAHEIM (7)	82	40	27	9	6	203	193
LOS ANGELES (10)	82	33	37	6	6	221	98
PHOENIX (11)	82	31	35	11	5	204	230
SAN JOSE (14)	82	28	37	9	8	214	239

FINAL STATISTICS

P	NO	PLAYER	GP	G	A	PTS	PIM
R	8	TEEMU SELANNE	82	28	36	64	30
C	25	V. DAMPHOUSSE	82	23	38	61	66
C	12	PATRICK MARLEAU	82	28	29	57	33
L	19	MARCO STURM	82	28	20	48	16
R	11	OWEN NOLAN	61	22	20	42	91
C	18	MIKE RICCI	75	11	23	34	53
D	2	MIKE RATHJE	82	7	22	29	48
C	10	A. MCCAULEY (TOR)	64	6	9	15	16
		(SJ)	16	3	7	10	4
		(TTL)	80	9	16	25	20
D	22	SCOTT HANNAN	81	3	19	22	61
L	17	SCOTT THORNTON	41	9	12	21	41
D	21	JIM FAHEY	43	1	19	20	33
R	13	TODD HARVEY	76	3	16	19	74
L	9	ADAM GRAVES	82	9	9	18	32
C	15	W. PRIMEAU (PIT)	70	5	11	16	55
		(SJ)	7	1	1	2	0
		(TTL)	77	6	12	18	55
R	14	*JONATHAN CHEECHOO	66	9	7	16	39
D	3	& DAN MCGILLIS	37	3	13	16	30
C	16	MARK SMITH	75	4	11	15	64
D	7	BRAD STUART	36	4	10	14	46
R	23	*NIKO DIMITRAKOS	21	6	7	13	3
R	24	& N. SUNDRSTROM	47	2	10	12	22
D	27	& BRYAN MARCHMENT	67	2	9	11	108
D	4	KYLE MCLAREN	33	0	8	8	30
D	10	& M. RAGNARSSON	25	1	7	8	30
D	5	& JEFF JILLSON	26	0	6	6	9
R	28	& MATT BRADLEY	49	2	3	5	37
L	26	*LYNN LOYNS	19	3	0	3	19
R	46	*M. ZALESAK	10	1	2	3	0
D	38	*ROB DAVISON	15	1	2	3	22
C	41	*RYAN KRAFT	4	0	1	1	9
D	23	&SHAWN HEINS	20	0	1	1	9
L	49	*CHAD WISEMAN	4	0	0	0	0
D	4	JOHN JAKOPIN	12	0	0	0	11
D	53	*JESSE FIBIGER	16	0	0	0	2
G	20	EVGENI NABOKOV	55	0	0	10	81
G	29	*VESA TOSKALA	11	0	0	0	0
G	37	*MIikka KIPRUSOFF	22	0	0	0	0

GOALTENDERS

NO	GOALTENDER	GP	MIN	AVG	W	L	T	EN	SO	GA	SA	SV %	G	A	PIM
29	*VESA TOSKALA	11	537	2.35	4	3	1	1	1	21	287	.927	0	0	0
20	E. NABOKOV	55	3227	2.71	19	28	8	5	3	146	1561	.906	0	0	10
37	*M. KIPRUSOFF	22	1199	3.25	5	14	0	1	1	65	537	.879	0	0	0
TOTALS		82	4996	2.87	28	45	9	7	5	239	2392	.900	0	0	10

KEY: * = rookie & = traded

GAME BY GAME RESULTS

GA	DATE	OPPONENT	RESULT	RECORD
1	10/10	DETROIT	3-6 L	0-1-0
2	10/12	VANCOUVER	3-5 L	0-2-0
3	10/17	EDMONTON	4-3 W	1-2-0
4	10/19	COLORADO	1-3 L	1-3-0
5	10/21	VANCOUVER	2-5 L	1-4-0
6	10/24	@ NASHVILLE	2-1 W	2-4-0
7	10/25	@ COLUMBUS	5-4 W	3-4-0
8	10/27	@ CHICAGO	2-3 L	3-5-0
9	10/29	@ DETROIT	2-3 L	3-6-0
10	10/31	@ MINNESOTA	1-2 0*	3-6-1
11	11/03	@ ANAHEIM	4-3 W	4-6-1
12	11/05	LOS ANGELES	5-2 W	5-6-1
13	11/07	NASHVILLE	2-2 T*	5-6-1
14	11/09	MINNESOTA	2-4 L	5-7-1
15	11/11	N.Y. RANGERS	4-5 L	5-8-1
16	11/13	@ ATLANTA	2-3 0*	5-8-1
17	11/15	@ TAMPA BAY	2-4 L	5-9-1
18	11/16	@ FLORIDA	7-3 W	6-9-1
19	11/19	@ WASHINGTON	3-2 W	7-9-1
20	11/21	@ PHILADELPHIA	2-2 T*	7-9-2
21	11/23	@ PITTSBURGH	1-4 L	7-10-2
22	11/25	@ ST. LOUIS	4-1 W	8-10-2
23	11/27	@ NASHVILLE	2-4 L	8-11-2
24	11/30	PHOENIX	2-3 L	8-12-2
25	12/03	@ PHOENIX	3-2 W*	9-12-2
26	12/06	COLUMBUS	3-2 W	10-12-2
27	12/07	NASHVILLE	2-4 L	10-13-2
28	12/12	PITTSBURGH	5-2 W	11-13-2
29	12/14	WASHINGTON	2-0 W	12-13-2
30	12/16	@ N.Y. RANGERS	1-2 0*	12-13-2
31	12/17	@ MONTREAL	3-1 W	13-13-2
32	12/19	@ OTTAWA	3-9 L	13-14-2
33	12/21	@ TORONTO	3-3 T*	13-14-3
34	12/23	@ BOSTON	2-5 L	13-15-3
35	12/26	ANAHEIM	4-1 W	14-15-3
36	12/28	CHICAGO	3-3 T*	14-15-4
37	12/30	PHILADELPHIA	2-1 W	15-15-4
38	1/02	DALLAS	1-3 L	15-16-4
39	1/04	COLORADO	1-6 L	15-17-4
40	1/06	EDMONTON	5-5 T*	15-17-5
41	1/09	ST. LOUIS	1-4 L	15-18-5
42	1/11	VANCOUVER	3-0 W	16-18-5
43	1/13	@ LOS ANGELES	2-3 0*	16-18-5
44	1/16	BUFFALO	2-2 T*	16-18-6
45	1/18	DALLAS	1-3 L	16-19-6
46	1/20	@ PHOENIX	1-3 L	16-20-6
47	1/22	NEW JERSEY	4-5 0*	16-20-6
48	1/25	MINNESOTA	4-1 W	17-20-6
49	1/27	@ LOS ANGELES	3-0 W	18-20-6
50	1/28	LOS ANGELES	3-1 W	19-20-6
51	1/30	ANAHEIM	3-4 L	19-21-6
52	2/05	CAROLINA	6-2 W	20-21-6
53	2/07	@ MINNESOTA	3-4 L	20-22-6
54	2/08	@ ST. LOUIS	1-4 L	20-23-6
55	2/10	@ DETROIT	4-5 L	20-24-6
56	2/12	@ COLUMBUS	0-1 L	20-25-6
57	2/14	@ CHICAGO	4-2 W	21-25-6
58	2/16	@ DALLAS	1-3 L	21-26-6
59	2/17	@ LOS ANGELES	1-3 L	21-27-6
60	2/19	N.Y. ISLANDERS	0-3 L	21-28-6
61	2/21	COLUMBUS	6-0 W	22-28-6
62	2/24	CALGARY	5-2 W	23-28-6
63	2/27	@ VANCOUVER	3-2 W	24-28-6
64	3/01	@ CALGARY	3-4 L	24-29-6
65	3/04	@ EDMONTON	1-2 L	24-30-6
66	3/06	MONTREAL	4-3 W*	25-30-6
67	3/08	@ PHOENIX	4-6 L	25-31-6
68	3/11	@ DALLAS	0-3 L	25-32-6
69	3/19	ST. LOUIS	2-4 L	25-33-6
70	3/13	@ ANAHEIM	2-3 0*	25-33-6
71	3/15	CALGARY	3-2 W	26-33-6
72	3/17	CHICAGO	2-0 T*	26-33-6
73	3/20	@ COLORADO	0-2 L	26-34-6
74	3/21	BOSTON	3-2 W	27-34-6
75	3/22	ANAHEIM	2-5 0*	27-34-6
76	3/24	TAMPA BAY	1-4 L	27-35-6
77	3/27	DETROIT	3-0 W	28-35-6
78	3/29	DALLAS	3-4 L	28-36-6
79	3/31	@ COLORADO	1-3 L	28-37-6
80	4/02	@ CALGARY	2-2 T*	28-37-8
81	4/03	@ EDMONTON	3-3 T*	28-37-8
82	4/06	PHOENIX	3-3 T*	28-37-9

* — OVERTIME

2001-02 SEASON REVIEW

SEASON HIGHLIGHTS

- San Jose becomes just the second team in NHL history (N.Y. Islanders) to post six consecutive seasons of point improvement.
- The Sharks make the Stanley Cup Playoffs for a franchise-record sixth consecutive season.
- The Sharks win their first Pacific Division Title, posting franchise records in wins (44) and points (99).
- The Sharks narrowly miss advancing to the Western Conference Finals, losing consecutive one-goal matches in Games Six and Seven to the Colorado Avalanche in the Western Conference Semifinals. The Sharks defeated the Phoenix Coyotes in the Western Conference Quarterfinals, 4-1.
- Owen Nolan** becomes the Sharks all-time points leader with his 351st point as a Shark.
- The Sharks set a franchise record with a 10-game unbeaten streak (9-0-1-0) from Nov. 27 – Dec. 19.
- The Sharks set a franchise record with a six-game road win streak (Dec. 6 –19)
- Evgeni Nabokov** sets franchise records in all-time wins (58), single-season wins (37), all-time shutouts (11) single-season shutouts (seven) and became the seventh NHL goaltender (first European-born NHL goaltender) to score a goal.
- The Sharks tie a franchise record by scoring 10 goals on March 30 vs. Columbus — the most ever at home.

MAJOR TRANSACTIONS

- Acquired LW **Adam Graves**, D **Rich Pilon** and future considerations from the N.Y. Rangers in exchange for RW **Mikael Samuelsson**, D **Christian Gosselin** and a seventh round selection in the 2002 NHL Entry Draft, June 24, 2001.

PACIFIC DIVISION

	GP	W	L	T	OTL	GF	GA	PTS
SAN JOSE (3)	82	44	27	8	3	248	199	99
PHOENIX (6)	82	40	27	9	6	228	210	95
LOS ANGELES (7)	82	40	27	11	4	214	190	95
DALLAS (10)	82	36	28	13	5	215	213	90
ANAHEIM (13)	82	29	42	8	3	175	198	69

FINAL STATISTICS

P	NO	PLAYER	GP	G	A	PTS	PIM
R	11	OWEN NOLAN	75	23	43	66	93
C	25	VINCENT DAMPHOUSSE	82	20	38	58	60
R	8	TEEMU SELANNE	82	29	25	54	40
C	18	MIKE RICCI	79	19	34	53	44
C	12	PATRICK MARLEAU	79	21	23	44	40
L	17	SCOTT THORNTON	77	26	16	42	116
L	19	MARCO STURM	77	21	20	41	32
R	24	NIKLAS SUNDSTROM	73	9	30	39	50
D	20	GARY SUTER	82	6	27	33	57
L	9	ADAM GRAVES	81	17	14	31	51
D	7	BRAD STUART	82	6	23	29	39
R	28	*MATT BRADLEY	54	9	13	22	43
R	13	TODD HARVEY	69	9	13	22	73
D	27	BRYAN MARCHMENT	72	2	20	22	178
D	10	MARCUS RAGNARSSON	70	5	15	20	44
D	5	*JEFF JILLSON	48	5	13	18	29
D	2	MIKE RATHJE	52	5	12	17	48
D	22	SCOTT HANMAN	75	2	12	14	57
L	32	STEPHANE MATTEAU	55	7	4	11	15
R	15	ALEXANDER KOROLYUK	32	3	7	10	14
C	16	MARK SMITH	49	3	3	6	72
G	35	EVGENI NABOKOV	67	1	3	4	14
D	23	SHAWN HEINS	17	0	2	2	24
D	3	STEVE BANCROFT	5	0	1	1	2
G	29	*VESA TOSKALA	1	0	0	0	0
R	26	MIKE CRAIG	2	0	0	0	2
R	50	*HANNES HYVONEN	6	0	0	0	0
G	37	*MIikka KIPRUSOFF	20	0	0	0	4

* — ROOKIE

GAME BY GAME RESULTS

GA	DATE	OPPONENT	RESULT	RECORD
1	10/7	DETROIT	3-4 L*	0-0-0-1
2	10/6	MINNESOTA	0-0 T*	0-0-1-1
3	10/11	TAMPA BAY	4-3 W	1-0-1-1
4	10/13	BOSTON	3-2 W	2-0-1-1
5	10/16	@ MINNESOTA	3-3 T*	2-0-2-1
6	10/18	@ NEW JERSEY	1-6 L	2-1-2-1
7	10/20	@ N.Y. ISLANDERS	2-3 T*	2-1-3-1
8	10/22	@ N.Y. RANGERS	5-1 W	3-1-3-1
9	10/23	@ BUFFALO	1-4 L	3-2-3-1
10	10/25	@ CHICAGO	2-4 L	3-3-3-1
11	10/27	COLUMBUS	2-0 W	4-3-3-1
12	10/31	@ ANAHEIM	4-2 W	5-3-3-1
13	11/1	ATLANTA	5-2 W	6-3-3-1
14	11/3	VANCOUVER	5-1 W	7-3-3-1
15	11/6	@ ST. LOUIS	4-1 W	8-3-3-1
16	11/7	@ DALLAS	2-2 T*	8-3-4-1
17	11/9	@ CAROLINA	2-3 L	8-4-4-1
18	11/11	@ CHICAGO	2-3 L*	8-4-4-2
19	11/14	@ ANAHEIM	4-2 W	9-4-4-2
20	11/15	@ PHOENIX	3-5 L	9-5-4-2
21	11/17	DALLAS	2-3 L*	9-5-4-3
22	11/21	MINNESOTA	0-2 L	9-6-4-3
23	11/24	@ LOS ANGELES	1-3 L	9-7-4-3
24	11/27	NASHVILLE	3-2 W	10-7-4-3
25	11/29	PITTSBURGH	5-0 W	11-7-4-3
26	11/30	@ ANAHEIM	5-2 W	12-7-4-3
27	12/4	CALGARY	2-2 T*	12-7-5-3
28	12/6	@ CALGARY	3-1 W	13-7-5-3
29	12/8	@ VANCOUVER	5-3 W	14-7-5-3
30	12/11	EDMONTON	5-4 W*	15-7-5-3
31	12/14	@ COLORADO	3-0 W	16-7-5-3
32	12/17	@ DALLAS	4-1 W	17-7-5-3
33	12/19	@ ATLANTA	4-2 W	18-7-5-3
34	12/21	@ DETROIT	0-3 L	18-8-5-3
35	12/23	@ NASHVILLE	1-1 T*	18-8-6-3
36	12/26	ANAHEIM	1-2 L	18-9-6-3
37	12/28	N.Y. RANGERS	3-5 L	18-10-6-3
38	12/30	PHOENIX	2-4 L	18-11-6-3
39	1/2	PHILADELPHIA	5-2 W	19-11-6-3
40	1/4	PHOENIX	5-3 W	20-11-6-3
41	1/5	FLORIDA	6-0 W	21-11-6-3
42	1/8	ST. LOUIS	2-6 L	21-12-6-3
43	1/9	@ PHOENIX	6-5 W	22-12-6-3
44	1/12	LOS ANGELES	2-3 L	22-13-6-3
45	1/15	@ COLORADO	3-0 W*	23-13-6-3
46	1/17	N.Y. ISLANDERS	1-2 W	24-13-6-3
47	1/19	COLORADO	1-3 L	24-14-6-3
48	1/21	EDMONTON	4-3 W	25-14-6-3
49	1/23	@ DETROIT	2-2 T*	25-14-7-3
50	1/24	@ COLUMBUS	2-6 L	25-15-7-3
51	1/27	@ MONTREAL	1-3 L	25-16-7-3
52	1/29	@ TORONTO	3-4 L	25-17-7-3
53	1/30	@ PITTSBURGH	6-3 W	26-17-7-3
54	2/8	CALGARY	2-0 W	27-17-7-3
55	2/8	CHICAGO	4-2 W	28-17-7-3
56	2/10	CAROLINA	4-0 W	29-17-7-3
57	2/12	@ EDMONTON	3-2 W	30-17-7-3
58	2/26	@ NASHVILLE	5-1 W	31-17-7-3
59	2/28	@ WASHINGTON	5-2 W	32-17-7-3
60	3/1	@ TAMPA BAY	2-4 L	32-18-7-3
61	3/3	@ DALLAS	1-4 L	32-19-7-3
62	3/5	NASHVILLE	0-2 L	32-20-7-3
63	3/7	OTTAWA	5-2 W	33-20-7-3
64	3/9	VANCOUVER	2-0 W	34-20-7-3
65	3/10	@ VANCOUVER	7-4 W	35-20-7-3
66	3/13	ST. LOUIS	0-2 L	35-21-7-3
67	3/15	WASHINGTON	5-4 W	36-21-7-3
68	3/16	CHICAGO	2-2 T*	36-21-8-3
69	3/18	LOS ANGELES	2-3 L	36-22-8-3
70	3/20	@ EDMONTON	1-2 L	36-23-8-3
71	3/21	@ CALGARY	4-1 W	37-23-8-3
72	3/23	@ LOS ANGELES	0-3 L	37-24-8-3
73	3/26	DALLAS	3-2 W	38-24-8-3
74	3/28	COLORADO	2-3 L	38-25-8-3
75	3/30	COLUMBUS	10-2 W	39-25-8-3
76	4/2	ANAHEIM	3-1 W	40-25-8-3
77	4/4	PHOENIX	5-2 W	41-25-8-3
78	4/6	DETROIT	6-3 W	42-25-8-3
79	4/8	@ MINNESOTA	1-3 L	42-26-8-3
80	4/10	@ COLUMBUS	5-3 W	43-26-8-3
81	4/11	@ ST. LOUIS	1-4 L	43-27-8-3
82	4/13	LOS ANGELES	3-1 W	44-27-8-3

* — OVERTIME

GOALTENDERS

NO	GOALTENDER	GP	MINS	AVG	W	L	T	EN	SO	GA	SA	SV %	G	A	PIM
35	VESA TOSKALA	28	1541	2.06	12	8	4	3	1	53	760	.930	0	1	2
20	EVGENI NABOKOV	59	3456	2.20	31	19	8	0	9	127	1610	.921	0	0	14
TOTALS		82	5016	2.19	43	27	12	3	11	183	2373	.923	0	1	16

2000-01 SEASON REVIEW

SEASON HIGHLIGHTS

- The Sharks advanced to the Stanley Cup Playoffs for a franchise-record fourth consecutive season and became just the fifth franchise in NHL history to improve its point total for the fifth consecutive season, setting franchise records for wins (40) and points (95).
- The Sharks finish with the sixth-best record in the NHL (fourth-best in the Western Conference) and set a franchise record with a 10-game unbeaten streak on the road.
- Goaltender **Evgeni Nabokov** received the Calder Memorial Trophy as the NHL's Rookie of the Year. "Nabby" set new franchise records for wins (32), goals-against average (2.19) and shutouts (six) en route to being named the Seagate Technology "Sharks Player of the Year" and the PlayStation "Sharks Rookie of the Year." He was named to the NHL's 2001 World All-Star Team, NHL Rookie of the Month for November and December and Seagate Technology "Sharks Player of the Month" for October and December. He's also the first NHL goaltender to reach 20 victories on the season.
- Vincent Damphousse** became the 58th NHL player to score 1,000 points when he assists on **Marco Sturm's** goal in an Oct. 14 game vs. Boston.
- Gary Suter** became the 153rd NHL player to appear in 1,000 games on Oct. 25 at Columbus. He also scored San Jose's first goal in a 3-1 win.

MAJOR TRANSACTIONS

- Acquired **D Jeff Norton** from the Pittsburgh Penguins in exchange for **D Bobby Dollas** and **G Johan Hedberg**, March 12, 2001.
- Acquired LW **Bill Lindsay** from the Calgary Flames in exchange for an eighth round pick (233rd overall, previously acquired from Minnesota) in the 2001 NHL Entry Draft, March 6, 2001.
- Acquired RW **Teemu Selanne** from Anaheim in exchange for LW **Jeff Friesen**, G **Steve Shields** and a second round selection (36th overall) in the 2003 NHL Entry Draft, March 3, 2001.
- Signed free agent **D Bobby Dollas**, Nov. 4, 2000.
- Signed LW/C **Scott Thornton** as a free agent, July 1, 2000.

PACIFIC DIVISION

	GP	W	L	T	OTL	GF	GA	PTS
DALLAS (3)	82	48	24	8	2	241	187	106
SAN JOSE (5)	82	40	27	12	3	217	192	95
LOS ANGELES (7)	82	38	28	13	3	252	228	92
PHOENIX (9)	82	35	27	17	3	214	212	90
ANAHEIM (15)	82	25	41	11	5	188	245	66

FINAL STATISTICS

P	NO	PLAYER	GP	G	A	PTS	PIM
R	8	TEEMU SELANNE (ANA)	61	26	33	59	36
		(S)	12	7	6	13	0
		(TOTAL)	73	33	39	72	36
C	14	PATRICK MARLEAU	81	25	27	52	22
R	11	OWEN NOLAN	57	24	25	49	75
R	24	NIKLAS SUNDBROM	82	10	39	49	28
C	25	VINCENT DAMPHOUSSE	45	9	37	46	62
C	18	MIKE RICCI	81	22	22	44	60
L	17	SCOTT THORNTON	73	19	17	36	114
L	39	&JEFF FRIESEN	64	12	24	36	56
D	20	GARY SUTER	68	10	24	34	84
L	19	MARCO STURM	81	14	18	32	28
L	32	STEPHANE MATTEAU	80	13	19	32	32
L	15	ALEXANDER KOROLYUK	70	12	13	25	41
D	7	BRAD STUART	77	5	18	23	56
R	9	TODD HARVEY	69	10	11	21	72
D	27	BRYAN MARCHMENT	75	7	11	18	204
D	22	SCOTT HANNAN	75	3	14	17	51
D	10	MARCUS RAGNARSSON	68	3	12	15	44
L	12	BILL LINDSAY (CGY)	52	1	9	10	97
		(S)	16	0	4	2	29
		(TOTAL)	68	1	13	14	126
D	5	JEFF NORTON (PIT)	32	2	10	12	20
		(S)	10	0	1	1	8
		(TOTAL)	42	2	11	13	28
D	40	MIKE RATHJE	81	0	11	11	48
R	21	TONY GRANATO	60	4	5	9	65
D	23	SHAWN HEINS	38	3	4	7	57
C	26	JIM MONTGOMERY	28	1	6	7	19
C	16	*MARK SMITH	42	2	2	4	51
D	2	&BOBBY DOLLAS	16	1	1	2	14
R	44	*MATT BRADLEY	21	1	1	2	19
G	35	*EVGENI NABOKOV	66	0	2	2	8
L	29	PAUL KRUSE	1	0	0	0	5
C	28	*MIKAEL SAMUELSSON	4	0	0	0	0
G	34	*MIIKKA KIPRUSOFF	5	0	0	0	0
G	31	&STEVE SHIELDS	21	0	0	0	2

GOALTENDERS

NO	GOALTENDER	GP	MINS	AVG	W	L	T	EN	SO	GA	SA	SV %	G	A	PIM
34	*M. KIPRUSOFF	5	154	1.95	2	1	0	1	0	5	51	.902	0	0	0
35	*E. NABOKOV	66	3700	2.19	32	21	7	3	6	135	1582	.915	0	2	8
31	&STEVE SHIELDS	21	1135	2.48	6	8	5	1	2	47	531	.911	0	0	2
	TOTALS	82	5008	2.30	40	30	12	5	9	192	2169	.911	0	2	10

EVGENI NABOKOV and MIIKKA KIPRUSOFF shared a shutout vs. MTL on March 12, 2001 * — ROOKIE; & — TRADED

GAME BY GAME RESULTS

GA	DATE	OPPONENT	RESULT	RECORD
1	10/06	ST. LOUIS	1-4 L	0-1-0-0
2	10/12	PHOENIX	2-1 W	1-1-0-0
3	10/14	BOSTON	5-2 W	2-1-0-0
4	10/18	@ DALLAS	1-2 L	2-2-0-0
5	10/20	@ MINNESOTA	3-1 W	3-2-0-0
6	10/21	@ NASHVILLE	5-3 W	4-2-0-0
7	10/24	@ CAROLINA	3-2 W	5-2-0-0
8	10/25	@ COLUMBUS	3-1 W	6-2-0-0
9	10/28	ATLANTA	2-2 T	6-2-1-0
10	11/01	PITTSBURGH	3-2 W	7-2-1-0
11	11/04	CAROLINA	4-1 W	8-2-1-0
12	11/05	@ VANCOUVER	2-2 T	8-2-2-0
13	11/08	@ CHICAGO	3-2 W*	9-2-2-0
14	11/09	@ COLUMBUS	2-5 L	9-3-2-0
15	11/11	@ NY ISLANDERS	4-0 W	10-3-2-0
16	11/14	@ NEW JERSEY	3-2 W	11-3-2-0
17	11/15	@ DETROIT	1-4 L	11-4-2-0
18	11/18	NY ISLANDERS	5-3 W	12-4-2-0
19	11/22	CHICAGO	4-1 W	13-4-2-0
20	11/25	NEW JERSEY	2-3 L	13-5-2-0
21	11/28	MINNESOTA	4-1 W	14-4-2-0
22	11/30	ANAHEIM	3-2*	15-5-2-0
23	12/03	@ EDMONTON	3-3 T	15-5-3-0
24	12/04	@ CALGARY	8-0 W	16-5-3-0
25	12/06	DALLAS	2-2 T	16-5-4-0
26	12/08	VANCOUVER	1-6 L	16-6-4-0
27	12/12	NY RANGERS	3-2 W	17-6-4-0
28	12/14	COLUMBUS	2-1 W	18-6-4-0
29	12/16	@ PHOENIX	2-1 W*	19-6-4-0
30	12/18	@ WASHINGTON	5-3 W	20-6-4-0
31	12/20	@ DETROIT	2-0 W	21-6-4-0
32	12/21	@ PHILADELPHIA	3-4 L	21-7-4-0
33	12/23	@ BUFFALO	2-5 L	21-8-4-0
34	12/26	@ LOS ANGELES	2-1 W	22-8-4-0
35	12/28	EDMONTON	2-2 T	22-8-5-0
36	12/30	VANCOUVER	3-6 T	22-9-5-0
37	1/3/01	@ PHOENIX	3-0 W	23-9-5-0
38	01/03	CALGARY	0-1 L	23-10-5-0
39	01/04	@ COLORADO	2-2 T	23-10-6-0
40	01/06	FLORIDA	3-1 W	24-10-6-0
41	01/09	BUFFALO	2-1 W	25-10-6-0
42	01/11	ST. LOUIS	6-3 W	26-10-6-0
43	01/13	NASHVILLE	3-5 L	26-11-6-0
44	01/15	DETROIT	2-3 L	26-12-6-0
45	01/17	CALGARY	4-4 T	26-12-7-0
46	01/20	COLORADO	1-2 L	26-13-7-0
47	01/22	@ EDMONTON	2-2 T	26-13-8-0
48	01/24	EDMONTON	6-1 W	27-13-8-0
49	01/26	@ DALLAS	2-1 W	28-13-8-0
50	01/27	@ ST. LOUIS	4-3 W*	29-13-8-0
51	01/30	COLORADO	1-3 L	29-14-8-0
52	02/01	DALLAS	2-4 L	29-15-8-0
53	02/06	@ CALGARY	1-1 T	29-15-9-0
54	02/08	@ VANCOUVER	0-0 T	29-15-10-0
55	02/10	CHICAGO	3-2 W*	30-15-10-0
56	02/14	@ CHICAGO	7-0 W	31-15-10-0
57	02/16	@ NASHVILLE	2-0 W	32-15-10-0
58	02/18	@ MINNESOTA	1-3 L	32-16-10-0
59	02/20	COLUMBUS	3-2 W*	33-16-10-0
60	02/21	@ ANAHEIM	0-1 L	33-17-10-0
61	02/23	ANAHEIM	3-1 W	34-17-10-0
62	02/26	@ ST. LOUIS	2-7 L	34-18-10-0
63	02/28	@ TORONTO	1-2 L	34-19-10-0
64	03/01	@ OTTAWA	4-8 L	34-20-10-0
65	03/03	@ BOSTON	2-3 L	34-21-10-0
66	03/06	@ TAMPA BAY	1-2 L*	34-21-10-1
67	03/07	@ FLORIDA	3-3 T	34-21-11-1
68	03/07	NASHVILLE	0-3 L	34-22-11-1
69	03/12	MONTREAL	3-0 W	35-22-11-1
70	03/14	LOS ANGELES	1-4 L	35-23-11-1
71	03/17	@ LOS ANGELES	0-1 L*	35-23-11-2
72	03/18	DETROIT	4-6 L	35-24-11-2
73	03/20	@ COLORADO	1-4 L	35-25-11-2
74	03/22	OTTAWA	1-2 L	35-26-11-2
75	03/26	@ LOS ANGELES	0-0 T	35-26-12-2
76	03/27	LOS ANGELES	3-2 W*	36-26-12-2
77	03/29	ANAHEIM	7-4 W	37-26-12-2
78	03/31	@ PHOENIX	1-3 L	37-27-12-2
79	04/02	MINNESOTA	4-2 W	38-27-12-2
80	04/05	PHOENIX	3-0 W	39-27-12-2
81	04/07	DALLAS	4-5 L	39-27-12-3
82	04/08	@ ANAHEIM	4-1 W	40-27-12-3

* — OVERTIME

1999-2000 SEASON REVIEW

SEASON HIGHLIGHTS

- Sharks upset the President's Trophy-winning St. Louis Blues in the Stanley Cup Playoffs in seven games. The team improved its points total for the fourth consecutive season, setting a new franchise mark for points (87).
- Team sets a franchise record for winning percentage (.530).
- **RW Owen Nolan** and **LW Jeff Friesen** record the Sharks first dual hat trick game on Oct. 4, 1999 to defeat the Chicago Blackhawks, 7-1.
- **G Steve Shields** is named NHL Player of the Week for Oct. 11-17, 1999, posting a 3-0-0 record, .083 GAA and a .979 save percentage. He sets the franchise record for scoreless streak for a goaltender at 14:14:46.
- **RW Owen Nolan** is named NHL Player of the Week for Dec. 6-12 with six points (4-2-6) and a plus-5 rating in three games. He would go on to set franchise records for most points (84), goals (44), and PP goals (18) and would finish fifth in voting for the Hart Trophy as the league's MVP.
- **D Brad Stuart** is named as a finalist (second) for the Calder Memorial Trophy. He is also named to the NHL's All-Rookie Team. **C Mike Ricci** is named as a finalist (third) for the Frank J. Selke Trophy.

MAJOR TRANSACTIONS

- Named **Rich Preston** and **Cap Raeder** assistant coaches, June 24, 2000.
- To prevent the loss of **G Evgeni Nabokov** in the NHL Expansion Draft, the Sharks send **RW Jan Caloun**, a ninth round selection in the 2000 NHL Entry Draft and future considerations to Columbus for future considerations and send **D Andy Sutton**, a seventh round selection in 2000 and a 3rd round selection in 2001 to Minnesota in exchange for an eighth round selection in 2001 and future considerations, June 12, 2000.
- Re-signed Head Coach **Darryl Sutter**, June 5, 2000.
- Acquired **RW Todd Harvey** with a fourth round selection in the 2001 NHL Entry Draft from the New York Rangers in exchange for **RW Radek Dvorak** (previously acquired from Florida in exchange for **G Mike Vernon** and a third round selection in the 2000 NHL Entry Draft), Dec. 30, 1999.

PACIFIC DIVISION

	GP	W	L	T	OTL	GF	GA	PTS
DALLAS (2)	82	43	29	10	6	211	184	102
LOS ANGELES (5)	82	39	31	12	4	245	228	94
PHOENIX (6)	82	39	35	8	4	232	228	90
SN JOSE (8)	82	35	30	10	7	225	214	87
ANAHEIM (9)	82	34	36	12	3	217	227	83

FINAL STATISTICS

P	NO	PLAYER	GP	G	A	PTS	PIM	
R	11	OWEN NOLAN	78	44	40	84	110	
C	25	VINCENT DAMPHOUSSE	82	21	49	70	58	
L	39	JEFF FRIESEN	82	26	35	61	47	
C	18	MIKE RICCI	82	20	24	44	60	
C	14	PATRICK MARLEAU	81	17	23	40	36	
R	24	NIKLAS SUNDBSTROM	79	12	25	37	22	
D	7	*BRAD STUART	82	10	26	36	32	
R	15	ALEX KOROLYUK	57	14	21	35	35	
D	20	GARY SUTER	76	6	28	34	52	
L	19	MARCO STURM	74	12	15	27	22	
L	32	STEPHANE MATTEAU	69	12	12	24	61	
D	5	JEFF NORTON	62	0	20	20	49	
R	9	TODD HARVEY	(S)	40	8	4	12	78
		(NJR)	31	3	3	6	62	
		(TOTAL)	71	11	7	18	140	
D	10	M. RAGNARSSON	63	3	13	16	38	
D	40	MIKE RATHJE	66	2	14	16	31	
R	21	TONY GRANATO	48	6	7	13	39	
C	12	RON SUTTER	78	5	6	11	34	
R	22	RONNIE STERN	67	4	5	9	151	
L	26	DAVE LOWRY	32	1	4	5	18	
D	27	BRYAN MARCHMENT	49	0	4	4	72	
D	43	*SCOTT HANNAN	30	1	2	3	10	73
D	42	ANDY SUTTON	40	1	1	2	80	74
L	32	MURRAY CRAVEN	19	0	2	2	4	75
R	33	BRANT MYHRES	13	0	1	1	97	76
D	3	BOB ROUSE	26	0	1	1	19	77
G	31	STEVE SHIELDS	67	0	1	1	29	78
D	23	*SHAWN HEINS	1	0	0	0	2	80
G	35	*EVGENI NABOKOV	11	0	0	0	0	81
G	29	MIKE VERNON	15	0	0	0	0	82

GAME BY GAME RESULTS

GA	DATE	OPPONENT	RESULT	RECORD
1	10/02	CALGARY	5-3 W	1-0-0-0
2	10/04	CHICAGO	7-1 W	2-0-0-0
3	10/07	EDMONTON	3-2 W*	3-0-0-0
4	10/09	DALLAS	2-3 L	3-1-0-0
5	10/11	@ ANAHEIM	3-5 L	3-2-0-0
6	10/13	@ DALLAS	2-0 W	4-2-0-0
7	10/14	@ NASHVILLE	5-1 W	5-2-0-0
8	10/16	@ WASHINGTON	3-2 W	6-2-0-0
9	10/19	@ N.Y. RANGERS	2-1 W	7-2-0-0
10	10/20	@ DETROIT	3-6 L	7-3-0-0
11	10/23	BOSTON	1-3 L	7-4-0-0
12	10/24	@ LOS ANGELES	3-4 L	7-5-0-0
13	10/28	NASHVILLE	3-2 W	8-5-0-0
14	10/30	PITTSBURGH	1-1 T	8-5-1-0
15	10/31	WASHINGTON	2-1 W	9-5-1-0
16	11/03	PHOENIX	6-3 W	10-5-1-0
17	11/05	PHILADELPHIA	1-3 L	10-6-1-0
18	11/06	DALLAS	2-1 W	11-6-1-0
19	11/09	@ VANCOUVER	4-4 T	11-6-2-0
20	11/10	@ CALGARY	3-4*	11-7-2-1
21	11/13	@ PHILADELPHIA	2-3 L	11-8-2-1
22	11/15	@ TORONTO	2-4 L	11-9-2-1
23	11/16	@ MONTREAL	4-1 W	12-9-2-1
24	11/18	@ OTTAWA	4-1 W	13-9-2-1
25	11/20	@ ST. LOUIS	1-1 T	13-9-3-1
26	11/23	MONTREAL	2-3 L*	13-10-3-2
27	11/27	@ LOS ANGELES	1-4 L	13-11-3-2
28	11/28	NEW JERSEY	4-3 W*	14-11-3-2
29	12/01	@ DETROIT	2-4 L	14-12-3-2
30	12/02	@ PITTSBURGH	5-2 W	15-12-3-2
31	12/04	@ ST. LOUIS	2-4 L	15-13-3-2
32	12/06	TAMPA BAY	3-3 T	15-13-4-2
33	12/08	COLORADO	4-2 W	16-13-4-2
34	12/10	ATLANTA	4-1 W	17-13-4-2
35	12/14	CHICAGO	2-5 L	17-14-4-2
36	12/19	@ PHOENIX	3-4 L	17-15-4-2
37	12/20	DETROIT	3-4 L	17-16-4-2
38	12/22	LOS ANGELES	2-1 W	18-16-4-2
39	12/26	ANAHEIM	0-1 L	18-17-4-2
40	12/27	@ DALLAS	3-1 W	19-17-4-2
41	12/30	@ ST. LOUIS	1-2 L*	19-18-4-3
42	01/01	@ NASHVILLE	2-3 L	19-19-4-3
43	01/02	@ CHICAGO	4-1 W	20-19-4-3
44	01/05	@ EDMONTON	1-1 T	20-19-5-3
45	01/08	FLORIDA	2-4 L	20-20-5-3
46	01/11	ST. LOUIS	2-5 L	20-21-5-3
47	01/15	LOS ANGELES	3-2 W*	21-21-5-3
48	01/17	@ CHICAGO	4-5 L*	21-22-5-4
49	01/19	@ COLORADO	0-0 T	21-22-6-4
50	01/22	ANAHEIM	4-3 W	22-22-6-4
51	01/23	@ PHOENIX	2-3 L	22-23-6-5
52	01/25	COLORADO	3-4 L	22-24-6-5
53	01/28	@ VANCOUVER	1-4 L	22-25-6-5
54	01/29	N.Y. ISLANDERS	2-3 L*	22-26-6-6
55	02/01	PHOENIX	0-1 L*	22-27-6-7
56	02/03	@ COLORADO	3-3 T	22-27-7-7
57	02/08	@ TAMPA BAY	8-0 W	23-27-7-7
58	02/09	@ FLORIDA	1-4 L	23-28-7-7
59	02/11	@ ATLANTA	3-0 W	24-28-7-7
60	02/13	@ NEW JERSEY	1-3 L	24-29-7-7
61	02/15	@ N.Y. ISLANDERS	4-1 W	25-29-7-7
62	02/18	@ ANAHEIM	4-4 T	25-29-8-7
63	02/23	ST. LOUIS	1-4 L	25-30-8-7
64	02/26	LOS ANGELES	6-3 W	26-30-8-7
65	02/29	ANAHEIM	2-4 L	26-31-8-7
66	03/02	NASHVILLE	4-3 W	27-31-8-7
67	03/04	CAROLINA	2-5 L	27-32-8-7
68	03/06	N.Y. RANGERS	2-1 W	28-32-8-7
69	03/08	DETROIT	1-1 T	28-32-9-7
70	03/13	CALGARY	5-3 W	29-32-9-7
71	03/15	BUFFALO	6-5 W*	30-32-9-7
72	03/17	@ ANAHEIM	2-4 L	30-33-9-7
73	03/19	@ DALLAS	3-5 L	30-34-9-7
74	03/22	VANCOUVER	4-3 W	31-34-9-7
75	03/24	PHOENIX	5-1 W	32-34-9-7
76	03/27	EDMONTON	1-2 L	32-35-9-7
77	03/29	@ LOS ANGELES	1-1 T	32-35-10-7
78	04/01	@ CALGARY	0-3 L	32-36-10-7
79	04/03	@ EDMONTON	1-0 W	33-36-10-7
80	04/05	DALLAS	5-2 W	34-36-10-7
81	04/07	@ PHOENIX	3-1 W	35-36-10-7
82	04/09	VANCOUVER	2-5 L	35-37-10-7

* — OVERTIME

GOALTENDERS

NO	GOALTENDER	GP	MINS	AVG	W	L	T	EN	SO	GA	SA	SV %	G	A	PIM
35	*E. NABOKOV	11	414	2.17	2	2	1	2	1	15	166	.910	0	0	0
29	& MIKE VERNON	15	772	2.49	6	5	1	0	0	32	360	.911	0	0	0
31	STEVE SHIELDS	67	3797	2.56	27	30	8	3	4	162	1826	.911	0	1	29
TOTALS		82	5004	2.57	35	37*	10	5	5	214	2357	.909	0	1	29

* — ROOKIE & — TRADED * — INCLUDED IN THIS TOTAL ARE OVERTIME LOSSES

1998-99 SEASON REVIEW

SEASON HIGHLIGHTS

- Tied or set six club records, including most ties (18), lowest goals-against average (2.28), fewest goals against (191), short-handed goals against (4, T-1st in NHL), and shutouts (8).
- Winning percentage of .488 tied all-time mark set in 1993-94.
- Trade deadline acquisition **C Vincent Damphousse** scores 13 points (7-6=13) in 12 games with San Jose to help boost the Sharks into the Stanley Cup Playoffs for the second consecutive season.
- Sharks Head Coach **Darryl Sutter** becomes franchise's all-time winningest coach with his 56th win at Vancouver on March 3, surpassing **Kevin Constantine's** 55 wins.
- Sharks **RW Owen Nolan** becomes fifth team captain in franchise history, Oct. 28, 1998.

MAJOR TRANSACTIONS

- Acquired **RW Niklas Sundstrom** and a third round selection in the 2000 NHL Entry Draft from Tampa Bay in exchange for **LW Shawn Burr, D Andrei Yuzin, LW Steve Guolla** and **D Bill Houlder**, Aug. 4, 1999.
- Acquired **C Vincent Damphousse** from Montreal in exchange for a fifth round selection in the 1999 NHL Entry Draft, a first round selection in the 2000 NHL Entry Draft and a second round selection in the 2001 NHL Entry Draft, March 23, 1999.
- Acquired **D Jeff Norton** from Florida in exchange for **Alex Hicks** and a fifth round selection in the 1999 NHL Entry Draft, Nov. 11, 1999.
- Acquired **G Johan Hedberg** from Philadelphia in exchange for a seventh round selection in the 1999 NHL Entry Draft, July 6, 1998.

PACIFIC DIVISION

	GP	W	L	T	OTL	GF	GA	PTS
DALLAS (1)	82	51	19	12	236	168	114	.695
PHOENIX (4)	82	39	31	12	205	197	90	.549
ANAHEIM (6)	82	35	34	13	215	206	83	.506
SAN JOSE (7)	82	31	33	18	196	191	80	.488
LOS ANGELES (11)	82	32	45	5	189	222	69	.421

FINAL STATISTICS

P	NO	PLAYER	GP	G	A	PTS	PIM
L	39	JEFF FRIESE	78	22	35	57	42
C	25	V. DAMPHOUSSE (MTL)	65	12	24	36	46
		(S)	12	7	6	13	4
		(TOTAL)	77	19	30	49	50
R	17	JOE MURPHY	76	25	23	48	73
C	14	PATRICK MARLEAU	81	21	24	45	24
R	11	OWEN NOLAN	78	19	26	45	129
C	18	MIKE RICCI	82	13	26	39	68
L	19	MARCO STURM	78	16	22	38	52
D	2	BILL HOULDER	76	9	23	32	40
R	15	ALEX KOROLYUK	55	12	18	30	26
R	37	STEPHANE MATTEAU	68	8	15	23	73
D	5	JEFF NORTON (FLA)	3	0	0	0	2
		(S)	69	4	18	22	42
		(TOTAL)	72	4	18	22	44
R	22	RONNIE STERN	78	7	9	16	158
L	26	DAVE LOWRY	61	6	9	15	24
D	40	MIKE RATHJE	82	5	9	14	36
L	32	MURRAY CRAVEN	43	4	10	14	18
D	10	M. RAGNARSSON	74	0	13	13	66
L	21	TONY RANATO	35	6	6	12	54
D	3	BOB ROUSE	70	0	11	11	44
C	12	RON SUTTER	59	3	6	9	40
D	27	BRYAN MARCHMENT	59	2	6	8	101
D	4	ANDREI YUZIN	25	3	1	4	38
L	36	STEPHEN GUOLLA	14	2	2	4	6
D	42	*ANDY SUTTON	31	0	3	3	65
C	8	JARROD SKALDE	17	1	1	2	4
D	6	*SCOTT HANNAN	5	0	2	2	6
C	9	BERNIE NICHOLLS	10	0	2	2	4
R	33	BRANT MYHRES	30	1	0	1	116
C	13	JAMIE BAKER	1	0	1	1	0
L	7	SHAWN BURR	18	0	1	1	29
G	31	STEVE SHIELDS	37	0	1	1	6
R	25	MIKE CRAIG	1	0	0	0	0
D	20	GARY SUTER	1	0	0	0	0
G	30	SEAN GAUTHIER	1	0	0	0	0
D	23	*SHAWN HEINS	5	0	0	0	13
G	29	MIKE VERNON	49	0	0	0	8

GOALTENDERS

NO	GOALTENDER	GP	MINS	AVG	W	L	T	SO	GA
30	SEAN GAUTHIER	1	3	.00	0	0	0	0	0
31	STEVE SHIELDS	37	2162	2.22	15	11	8	4	80
29	MIKE VERNON	49	2831	2.27	16	22	10	4	107
	TOTALS	82	5016	2.28	31	33	18	8	191

* — ROOKIE

GAME BY GAME RESULTS

GA	DATE	OPPONENT	RESULT	RECORD
1	10/9	@ CALGARY (TOKYO)	3-3 T	0-0-1
2	10/10	CALGARY (TOKYO)	3-5 L	0-1-1
3	10/18	BOSTON	0-3 L	0-2-1
4	10/20	@ PHILADELPHIA	1-3 L	0-3-1
5	10/22	@ CHICAGO	2-2 T	0-3-2
6	10/24	@ DALLAS	1-2 L	0-4-2
7	10/28	PHOENIX	2-4 L	0-5-2
8	10/29	@ COLORADO	2-4 L	0-6-2
9	10/31	TAMPA BAY	6-1 W	1-6-2
10	11/4	DALLAS	4-0 W	2-6-2
11	11/6	@ ANAHEIM	2-2 T	2-6-3
12	11/7	ST. LOUIS	2-2 T	2-6-4
13	11/10	NASHVILLE	2-4 L	2-7-4
14	11/12	CAROLINA	3-0 W	3-7-4
15	11/18	LOS ANGELES	5-4 W	4-7-4
16	11/20	PHOENIX	1-2 L*	4-8-4
17	11/21	N.Y. RANGERS	2-2 T	4-8-5
18	11/23	@ DALLAS	2-3 L	4-9-5
19	11/25	@ CAROLINA	0-3 L	4-10-5
20	11/27	@ ST. LOUIS	4-2 W	5-10-5
21	11/29	@ DETROIT	5-1 W	5-11-5
22	12/2	DALLAS	0-3 L	5-12-5
23	12/4	DETROIT	2-2 T	5-12-6
24	12/6	ANAHEIM	1-2 L	5-13-6
25	12/9	@ DALLAS	3-3 T	5-13-7
26	12/10	@ NASHVILLE	1-2 L	5-14-7
27	12/12	WASHINGTON	2-1 W	6-14-7
28	12/15	N.Y. ISLANDERS	0-1 L	6-15-7
29	12/17	NASHVILLE	3-1 W	7-15-7
30	12/19	COLORADO	2-1 W	8-15-7
31	12/23	@ EDMONTON	5-3 W	9-15-7
32	12/26	VANCOUVER	2-0 W	10-15-7
33	12/28	PHILADELPHIA	1-1 T	10-15-8
34	12/30	@ LOS ANGELES	1-5 L	10-16-8
35	1/2	@ N.Y. ISLANDERS	4-3 W*	11-16-8
36	1/4	@ N.Y. RANGERS	3-4 L	11-17-8
37	1/5	@ NEW JERSEY	3-3 T	11-17-9
38	1/7	@ NASHVILLE	4-3 W	12-17-9
39	1/9	BUFFALO	2-2 T	12-17-10
40	1/11	LOS ANGELES	4-0 W	13-17-10
41	1/13	DALLAS	1-2 L	13-18-10
42	1/15	PITTSBURGH	3-2 W	14-18-10
43	1/16	CALGARY	3-3 T	14-18-11
44	1/18	NEW JERSEY	3-1 W	15-18-11
45	1/21	EDMONTON	3-3 T	15-18-12
46	1/26	ST. LOUIS	0-3 L	15-19-12
47	1/30	@ COLORADO	0-5 L	15-20-12
48	2/1	CHICAGO	5-1 W	16-20-12
49	2/4	@ PHOENIX	1-3 L	16-21-12
50	2/6	@ LOS ANGELES	0-2 L	16-22-12
51	2/8	@ PHOENIX	3-0 W	17-22-12
52	2/10	@ CHICAGO	5-2 W	18-22-12
53	2/11	@ ST. LOUIS	5-1 W	19-22-12
54	2/13	@ TAMPA BAY	3-1 W	20-22-12
55	2/15	@ FLORIDA	2-2 T	20-22-13
56	2/17	@ DETROIT	1-3 L	20-23-13
57	2/19	@ BUFFALO	2-4 L	20-24-13
58	2/20	@ WASHINGTON	1-3 L	20-25-13
59	2/24	VANCOUVER	1-1 T	20-25-14
60	2/26	@ ANAHEIM	1-3 L	20-26-14
61	2/27	ANAHEIM	1-4 L	20-27-14
62	3/1	@ CALGARY	2-1 W	21-27-14
63	3/2	@ VANCOUVER	4-3 W	22-27-14
64	3/6	CHICAGO	0-4 L	22-28-14
65	3/9	PHOENIX	4-2 W	23-28-14
66	3/12	DETROIT	2-0 W	24-28-14
67	3/13	OTTAWA	3-2 W	25-28-14
68	3/17	FLORIDA	4-2 W	26-28-14
69	3/20	@ BOSTON	1-1 T	26-28-15
70	3/22	@ MONTREAL	1-1 T	26-28-16
71	3/24	@ TORONTO	8-5 W	27-28-16
72	3/26	@ OTTAWA	1-1 T	27-28-17
73	3/28	@ EDMONTON	2-5 L	27-29-17
74	3/31	COLORADO	2-3 L	27-30-17
75	4/2	@ VANCOUVER	7-0 W	28-30-17
76	4/3	VANCOUVER	5-2 W	29-30-17
77	4/6	@ PHOENIX	1-0 W	30-30-17
78	4/8	@ LOS ANGELES	2-3 L	30-31-17
79	4/9	@ ANAHEIM	4-1 W	31-31-17
80	4/12	EDMONTON	4-5 L*	31-32-17
81	4/16	LOS ANGELES	0-2 L	31-33-17
82	4/17	ANAHEIM	3-3 T	31-33-18

* — OVERTIME

1997-98 SEASON REVIEW

SEASON HIGHLIGHTS

- Set a franchise record for most wins (34).
- Sharks qualify for the Stanley Cup Playoffs after a two-year absence.
- Posted a seven-game unbeaten streak, April 1-16 (4-0-3).
- LW **Jeff Friesen** (63 points) becomes the youngest NHL player (21 years old) ever to lead his team in scoring.
- Team posts second-highest point total ever (78) (34-38-10).

MAJOR TRANSACTIONS

- Acquired a first round selection (third overall, **D Brad Stuart**) and second round selection (29th overall, RW **Jonathan Cheechoo**) in the 1998 NHL Entry Draft from Nashville in exchange for San Jose's first round selection (second overall) and second round selection (85th overall) in the 1998 NHL Entry Draft.
- Acquired **G Steve Shields** and a fourth round selection in the 1998 NHL Entry Draft from Buffalo Sabres in exchange for **G Kay Whitmore**, a second round selection in 1998 (from Colorado) and future considerations, June 26, 1998.
- Named **Roy Sommer** head coach of Kentucky Thoroughblades and **Nick Fotiu** assistant coach, May 28, 1998.
- Acquired **D Bryan Marchment** and **D David Shaw** in exchange for **LW Andrei Nazarov** and Tampa Bay's option to swap first round picks in the 1998 NHL Entry Draft, March 24, 1998.
- Acquired **C Mike Ricci** and a second round selection in the 1998 NHL Entry Draft from Colorado in exchange for RW **Shean Donovan** and a first round selection in the 1998 NHL Entry Draft, Nov. 20, 1997.
- Acquired **G Mike Vernon** from Detroit in exchange for second round draft selections in the 1998 and 1999 NHL Entry Drafts, Aug. 18, 1997.
- Acquired **LW Stephane Matteau** from St. Louis in exchange for **C Darren Turcotte**, July 25, 1997.
- Acquired **LW Murray Craven** from Chicago in exchange for **LW Petri Varis** and a sixth round selection in the 1998 NHL Entry Draft, July 24, 1997.

PACIFIC DIVISION

	GP	W	L	T	OTL	GF	GA	PTS
COLORADO (2)	82	39	26	17	231	205	95	579
LOS ANGELES (5)	82	38	33	11	227	225	87	530
EDMONTON (7)	82	35	37	10	215	224	80	488
SAN JOSE (8)	82	34	38	10	210	216	78	476
CALGARY (11)	82	26	41	15	217	252	67	409
ANAHEIM (12)	82	26	43	13	205	261	65	396
VANCOUVER (13)	82	25	43	14	224	273	64	390

FINAL STATISTICS

P	NO	PLAYER	GP	G	A	PTS	PIM
C	39	JEFF FRIESEN	79	31	32	63	40
R	15	JOHN MACLEAN (NJ) (S)	51	3	8	11	14
		(TOTAL)	75	16	27	43	4
R	11	OWEN NOLAN	75	14	27	41	144
C	14	PATRICK MARLEAU	74	13	19	32	14
D	2	BILL HOULDER	82	7	25	32	48
L	19	MARCO STURM	74	10	20	30	40
L	37	STEPHANE MATTEAU	73	15	14	29	60
L	22	MURRAY CRAVEN	67	12	17	29	25
G	6	BERNIE NICHOLLS (COL)	60	6	22	28	26
C	18	MIKE RICCI (S)	55	9	14	23	30
		(TOTAL)	69	9	18	27	32
R	21	TONY GRANATO	59	16	9	25	70
D	10	MARCUS BAGNASSON	79	5	20	25	65
R	17	JOE MURPHY (STL)	27	4	9	13	22
		(TOTAL)	33	5	4	9	14
D	5	TODD GILL	64	8	9	13	31
D	40	MIKE RATHJE	81	3	12	15	59
D	20	ANDREI YUZIN (EDM)	56	6	7	13	66
D	27	BRYAN MARCHMENT (TB)	22	2	4	6	43
		(TOTAL)	81	2	11	13	144
L	28	SHAWN BURR (CHI)	42	6	6	12	50
C	33	MARTY MCSORLEY (DAL)	56	2	10	12	140
C	16	JARROD SKALDE (CHI)	22	4	6	10	14
		(TOTAL)	30	4	7	11	18
D	5	DOUG BODGER	28	4	6	10	32
D	43	AL IAFRATE	21	2	7	9	28
C	12	RON SUTTER (FLA)	7	0	2	7	9
L	26	DAVE LOWRY (S)	50	4	4	8	51
		(TOTAL)	57	4	4	8	53
C	25	VIKTOR KOZLOV	18	5	2	7	2
L	12	SHEAN DONOVAN	20	3	3	6	22
R	27	ALEXANDER KOROBYUK	19	2	3	5	6
D	7	RICHARD BRENNAN	11	1	2	3	0
L	17	STEPHEN GUOLLA	7	1	1	2	0
L	62	ANDREI MAZAROV (S)	40	1	2	2	112
G	29	MIKE VERNON	62	0	2	2	24
L	24	BARRY POTOMSKI (NYR)	60	1	1	30	80
G	30	JASON MUZZATTI (S)	1	0	0	0	10
		(TOTAL)	7	0	0	0	10
D	5	KEN SUTTON (NJ)	13	0	0	0	6
		(S)	8	0	0	0	15
		(TOTAL)	21	0	0	0	21
G	32	KELLY HRUDEY	28	0	0	0	2
L	16	DODY WOOD	8	0	0	0	40
L	34	NIKLAS ANDERSSON	5	0	0	0	2

GAME BY GAME RESULTS

GA	DATE	OPPONENT	RESULT	RECORD
1	10/1	EDMONTON	3-5 L	0-1-0
2	10/4	CHICAGO	3-2 W	1-1-0
3	10/7	OTTAWA	0-1 L	1-1-0
4	10/9	@ COLORADO	2-3 L	1-3-0
5	10/11	BOSTON	5-2 W	2-3-0
6	10/13	PHILADELPHIA	2-3 L*	2-4-0
7	10/16	N.Y. ISLANDERS	1-5 L	2-5-0
8	10/19	@ PHOENIX	3-5 L	2-6-0
9	10/22	PITTSBURGH	2-5 L	2-7-0
10	10/25	@ NEW JERSEY	4-3 W	3-7-0
11	10/27	@ N.Y. ISLANDERS	2-1 W	4-7-0
12	10/29	@ DETROIT	3-4 L	4-8-0
13	10/31	@ CHICAGO	3-5 L	4-9-0
14	11/1	@ ST. LOUIS	0-2 L	4-10-0
15	11/4	TORONTO	0-0 T	4-10-1
16	11/7	MONTREAL	3-4 L	4-11-1
17	11/8	TAMPA BAY	3-1 W	5-11-1
18	11/10	@ ANAHEIM	6-4 W	6-11-1
19	11/12	VANCOUVER	2-5 L	6-12-1
20	11/13	@ LOS ANGELES	3-6 L	6-13-1
21	11/15	PHOENIX	2-3 L	6-14-1
22	11/18	ANAHEIM	4-2 W	7-14-1
23	11/20	@ PHILADELPHIA	3-0 W	8-14-1
24	11/22	@ WASHINGTON	5-2 W	9-14-1
25	11/24	@ MONTREAL	2-2 T	9-14-2
26	1/25	@ TORONTO	1-3 L	9-15-2
27	11/28	NEW JERSEY	2-4 L	9-16-2
28	11/30	@ EDMONTON	1-6 L	9-17-2
29	12/1	@ CALGARY	2-3 L*	9-18-2
30	12/4	@ VANCOUVER	3-2 W	10-18-2
31	12/10	WASHINGTON	3-3 T	10-18-3
32	12/12	@ DALLAS	1-0 W	11-18-3
33	12/14	@ CHICAGO	3-0 W	12-18-3
34	12/16	DETROIT	5-1 W	13-18-3
35	12/18	VANCOUVER	0-0 T	13-18-4
36	12/21	@ ANAHEIM	4-2 W	14-18-4
37	12/26	PHOENIX	0-4 L	14-19-4
38	12/29	@ TAMPA BAY	1-2 L	14-20-4
39	12/30	@ FLORIDA	2-2 T	14-20-5
40	1/2	@ DETROIT	4-1 W	15-20-5
41	1/3	@ BOSTON	0-3 L	15-21-5
42	1/6	ST. LOUIS	1-5 L	15-22-5
43	1/10	BUFFALO	5-2 W	16-22-5
44	1/12	DALLAS	1-3 L	16-23-5
45	1/14	LOS ANGELES	2-4 L	16-24-5
46	1/15	@ COLORADO	2-2 T	16-24-6
47	1/21	CALGARY	7-1 W	17-24-6
48	1/23	EDMONTON	3-2 W	18-24-6
49	1/24	FLORIDA	1-1 T	18-24-7
50	1/27	ANAHEIM	4-2 W	19-24-7
51	1/29	CHICAGO	0-3 L	19-25-7
52	1/31	COLORADO	5-2 W	20-25-7
53	2/2	N.Y. RANGERS	2-3 L	20-26-7
54	2/4	@ EDMONTON	3-0 W	21-26-7
55	2/5	@ CALGARY	2-4 L	21-27-7
56	2/7	@ VANCOUVER	3-6 L	21-28-7
57	2/8	ST. LOUIS	3-1 W	22-28-7
58	2/26	@ EDMONTON	1-4 L	22-29-7
59	3/3	CAROLINA	1-3 L	22-30-7
60	3/5	DETROIT	5-4 W	23-30-7
61	3/6	@ ANAHEIM	3-0 W	24-30-7
62	3/9	TORONTO	3-2 W	25-30-7
63	3/11	@ N.Y. RANGERS	3-5 L	25-31-7
64	3/12	@ BUFFALO	1-3 L	25-32-7
65	3/14	@ CAROLINA	2-1 W	26-32-7
66	3/16	LOS ANGELES	1-1 W	27-32-7
67	3/18	DALLAS	1-3 L	27-33-7
68	3/21	COLORADO	0-2 L	27-34-7
69	3/22	@ PHOENIX	1-3 L	27-35-7
70	3/24	LOS ANGELES	3-4 L	27-36-7
71	3/26	@ LOS ANGELES	5-2 W	28-36-7
72	3/28	@ DALLAS	4-1 W	29-36-7
73	3/30	@ ST. LOUIS	2-6 L	29-37-7
74	4/1	@ PITTSBURGH	3-2 W	30-37-7
75	4/2	@ OTTAWA	3-5 T	30-37-8
76	4/4	@ TORONTO	5-3 W	31-37-8
77	4/7	CALGARY	6-0 W	32-37-8
78	4/9	ANAHEIM	4-2 W	33-37-8
79	4/11	VANCOUVER	1-1 T	33-37-9
80	4/15	@ CALGARY	3-1 T	33-37-10
81	4/16	@ COLORADO	1-4 L	33-38-10
82	4/18	CALGARY	4-1 W	34-38-10

* — OVERTIME

GOALTENDERS

NO	GOALTENDER	GP	MINS	AVG	W	L	T	SO	GA
29	MIKE VERNON	62	3564	2.46	30	22	8	5	146
32	KELLY HRUDEY	28	1360	2.74	4	16	2	1	62
30	JASON MUZZATTI	1	27	4.64	0	0	0	0	2
TOTALS		82	4973	2.61	34	38	10	7	216

* — ROOKIE & — TRADED

1996-97 SEASON REVIEW

SEASON HIGHLIGHTS

- Sharks name **Al Sims** head coach, June 6.
- Sharks **C Bernie Nicholls** plays in his NHL 1,000th game against St. Louis Blues at the Kiel Center in St. Louis, Oct. 20.
- D Todd Gill** named fourth team captain in franchise history, Dec. 3.
- Sharks welcome 17,442 fans to San Jose Arena for the team's 100th consecutive sellout, Dec. 17.
- 47th Annual NHL All-Star Game played at San Jose Arena. Sharks are represented by **RW Owen Nolan** and **LW Tony Granato**, who was selected as the commissioner's special selection for the Western Conference. Granato is named a starter on the Western Conference squad and Nolan puts on a show for the hometown crowd by scoring a hat trick, Jan. 18.
- LW Tony Granato** becomes the first player in franchise history to win a major postseason NHL award. He receives the Bill Masterton Memorial Trophy presented annually by the Professional Hockey Writers' Association to "the National Hockey League player who best exemplifies the qualities of perseverance, sportsmanship and dedication to hockey," June 21.

MAJOR TRANSACTIONS

- Acquired **G Ed Belfour** from Chicago in exchange for **G Chris Terreri**, **RW Ulf Dahlen** and **D Michal Sykora**, Jan. 25, 1997.
- Signed **C Ron Sutter**, Oct. 12, 1996.
- Acquired **D Marty McSorley** from New York Rangers in exchange for **D Jay More**, **C Brian Swanson** and fourth round draft selection in 1998, Aug. 20, 1996.
- Signed free agent **LW Tony Granato**, Aug. 15, 1996.
- Signed free agent **C Bernie Nicholls**, July 30, 1996.
- Signed free agent **G Kelly Hrudey**, July 18, 1996.
- Acquired Chicago's 1996 first round draft selection (21st overall, **LW Marco Sturm**) in exchange for two 1996 second round draft selections, June 22, 1996.
- Acquired **D Al Iafraite** from Boston in exchange for **RW Jeff Odgers** and fifth round draft selection in 1996, June 21, 1996.
- Acquired **D Todd Gill** from Toronto in exchange for **C Jamie Baker** and fifth round draft selection in 1996, June 14, 1996.

PACIFIC DIVISION

	GP	W	L	T	OTL	GF	GA	PTS
COLORADO (1)	82	49	24	9	277	205	107	652
ANAHEIM (5)	82	36	33	13	245	233	85	518
EDMONTON (7)	82	36	30	9	252	247	81	494
VANCOUVER (9)	82	35	40	7	257	273	77	470
CALGARY (10)	82	32	41	9	214	239	73	445
LOS ANGELES (12)	82	28	43	11	214	268	67	409
SAN JOSE (13)	82	27	47	8	211	278	62	378

FINAL STATISTICS

P	NO	PLAYER	GP	G	A	PTS	PIM
R	11	OWEN NOLAN	72	31	32	63	155
C	39	JEFF FRIESEN	82	28	34	62	75
C	9	BERNIE NICHOLLS	85	12	33	45	63
L	25	VIKTOR KOZLOV	68	16	25	41	40
L	21	TONY GRANATO	76	25	15	40	159
D	8	DARRIN TURKOTTE	85	16	21	37	16
L	62	ANDREI MAZAROV	60	12	15	27	222
L	17	STEPHEN GUOLLA	43	13	8	21	14
D	23	TODD GILL	79	0	21	21	101
R	22	ULF DAHLEN	43	8	11	19	8
D	4	GREG HANGWOOD	63	6	12	18	69
D	10	MARCUS RAGNARSSON	69	3	14	17	63
D	33	MARTY MCSORLEY	57	4	12	16	186
D	3	DOUG BOODGER	81	1	15	16	64
R	42	SHEAN DONOVAN	73	9	6	15	42
D	43	AL IAFRAITE	38	6	9	15	91
C	12	RON SUTTER	78	5	7	12	65
L	22	BOB ERREY (DET)	36	1	2	3	27
		(SJ)	30	3	6	9	20
		(TOTAL)	66	4	8	12	47
D	44	VLASTIMIL KROUPA	35	2	6	8	12
D	40	MIKE RATHJE	31	0	8	8	21
D	6	MICHAL SYKORA	35	2	5	7	59
C	16	DODY WOOD	44	3	2	5	193
L	7	VILLE PELTONEN	28	2	3	5	0
R	18	CHRIS TANCELIN	25	4	0	4	8
R	19	TIM HUNTER	46	0	4	4	135
L	14	RAY WHITNEY	12	0	2	2	4
R	36	TODD EWEN	51	0	2	2	162
D	5	JASON WIDMER	2	0	1	1	0
C	15	ALEXEI YEGOROV	2	0	1	1	0
C	28	JAIN FRASER	46	0	0	0	2
R	91	JAN CALOUN	2	0	0	0	0
G	31	WADE FLAHERTY	7	0	0	0	0
D	26	CHRIS LIPUMA	8	0	0	0	22
G	20	ED BELFOUR (CHI)	33	0	0	0	26
		(SJ)	13	0	0	0	8
		(TOTAL)	46	0	0	0	34
G	32	KELLY HRUDEY	18	0	0	0	0
G	30	CHRIS TERRERI	22	0	0	0	0

GOALTENDERS

NO	GOALTENDER	GP	MIN	AVG	W	L	T	SO	GA
30	CHRIS TERRERI	22	1200	2.75	6	10	3	0	55
32	KELLY HRUDEY	48	2631	3.19	16	24	5	0	140
20	ED BELFOUR (CHI)	33	1966	2.69	11	15	6	1	88
	(SJ)	13	757	3.41	3	9	0	1	43
	(TOTAL)	46	2723	2.89	14	24	6	1	131
31	WADE FLAHERTY	7	359	5.38	2	4	0	0	31
	TOTALS	82	4970	3.36	27	47	8	1	278

* — ROOKIE

GAME BY GAME RESULTS

GA	DATE	OPPONENT	RESULT	RECORD
1	10/5	N.Y. ISLANDERS	2-2 T	0-0-1
2	10/6	@ LOS ANGELES	7-5 W*	1-0-1
3	10/8	@ COLORADO	0-6 L	1-1-1
4	10/10	@ PHOENIX	1-4 L	1-2-1
5	10/12	BOSTON	3-5 L	1-3-1
6	10/16	FLORIDA	3-3 T	1-3-2
7	10/18	@ ANAHEIM	4-1 W	2-3-2
8	10/20	@ ST. LOUIS	3-2 W	3-3-2
9	10/22	@ TORONTO	3-4 L	3-4-2
10	10/24	@ NEW JERSEY	1-3 L	3-5-2
11	10/26	@ CHICAGO	2-2 T	3-5-3
12	10/27	CHICAGO	6-2 W	4-5-3
13	10/30	CALGARY	3-1 W	5-5-3
14	11/1	@ ANAHEIM	3-4 L	5-6-3
15	11/2	MONTREAL	4-3 W*	6-6-3
16	11/6	COLORADO	1-4 L	6-7-3
17	11/8	DALLAS	3-1 W	7-7-3
18	11/12	HARTFORD	3-4 L	7-8-3
19	11/15	@ DETROIT	1-5 L	7-9-3
20	11/16	@ PHILADELPHIA	2-2 T	7-9-4
21	11/18	@ BOSTON	2-4 L	7-10-4
22	11/21	DETROIT	1-6 L	7-11-4
23	11/23	ANAHEIM	5-1 L	7-12-4
24	11/27	CHICAGO	3-2 W	8-12-4
25	11/29	EDMONTON	2-4 L	8-13-4
26	12/1	@ ST. LOUIS	4-3 W	9-13-4
27	12/4	@ DALLAS	2-1 W	10-13-4
28	12/7	TAMPA BAY	3-4 L	10-14-4
29	12/11	WASHINGTON	3-2 W	11-14-4
30	12/13	PITTSBURGH	0-4 L	11-15-4
31	12/17	TORONTO	3-6 L	11-16-4
32	12/20	@ WASHINGTON	2-3 L	11-17-4
33	12/21	@ PITTSBURGH	1-3 L	11-18-4
34	12/23	@ DALLAS	2-1 W	12-18-4
35	12/26	VANCOUVER	6-1 W	13-18-4
36	12/28	@ EDMONTON	3-5 L	13-19-4
**	12/29	@ VANCOUVER	PPD TO 1/20/97	
37	12/31	@ CALGARY	5-1 W	14-19-4
38	1/2	PHILADELPHIA	1-4 L	14-20-4
39	1/4	CALGARY	3-4 L	14-21-4
40	1/7	BUFFALO	1-1 T	14-21-5
41	1/9	ST. LOUIS	3-4 L	14-22-5
42	1/11	@ EDMONTON	2-1 W	15-22-5
43	1/13	PHOENIX	6-2 W	16-22-5
44	1/20	@ VANCOUVER	1-6 L	16-23-5
45	1/22	LOS ANGELES	7-2 W	17-23-5
46	1/24	NEW JERSEY	1-3 L	17-24-5
47	1/27	@ VANCOUVER	2-5 L	17-25-5
48	1/29	@ EDMONTON	1-3 L	17-26-5
49	1/30	@ CALGARY	6-3 W	18-26-5
50	2/1	COLORADO	2-1 W	19-26-5
51	2/3	CHICAGO	2-4 L	19-27-5
52	2/5	LOS ANGELES	3-2 W	20-27-5
53	2/8	@ OTTAWA	3-3 T	20-27-6
54	2/10	@ MONTREAL	2-4 L	20-28-6
55	2/12	@ DETROIT	1-7 L	20-29-6
56	2/13	@ CHICAGO	3-7 L	20-30-6
57	2/16	@ BUFFALO	2-6 L	20-31-6
58	2/18	DALLAS	3-1 W	21-31-6
59	2/20	VANCOUVER	1-6 L	21-31-6
60	2/23	@ TAMPA BAY	3-4 L	21-32-6
61	2/25	@ FLORIDA	2-2 T	21-32-7
62	2/28	@ HARTFORD	3-2 W	22-32-7
63	3/1	@ TORONTO	2-3 L	22-33-7
64	3/3	@ N.Y. RANGERS	4-4 L*	22-34-7
65	3/6	OTTAWA	2-0 W	23-35-7
66	3/9	N.Y. RANGERS	1-2 L	23-36-7
67	3/11	ST. LOUIS	3-4 L	23-37-7
68	3/14	PHOENIX	1-4 L	23-38-7
69	3/15	DETROIT	4-7 L	23-39-7
70	3/19	@ CALGARY	2-4 L	23-40-7
71	3/20	@ VANCOUVER	2-1 W	24-40-7
72	3/22	@ LOS ANGELES	1-2 L	24-41-7
73	3/24	EDMONTON	1-5 L	24-42-7
74	3/26	TORONTO	1-2 L	24-43-7
75	3/28	EDMONTON	4-3 W	25-43-7
76	4/1	@ PHOENIX	1-7 L	25-44-7
77	4/2	ANAHEIM	5-5 T	25-44-8
78	4/4	COLORADO	7-6 W*	26-44-8
79	4/7	VANCOUVER	2-3 L	26-45-8
80	4/9	@ COLORADO	4-1 W	27-45-8
81	4/11	ANAHEIM	3-4 L	27-46-8
82	4/12	@ LOS ANGELES	1-4 L	27-47-8

* — OVERTIME

RECORD BOOK

1995-96 SEASON REVIEW

SEASON HIGHLIGHTS

- Sharks are represented by **RW Owen Nolan** at the 1995-96 NHL All-Star Game in Boston, Jan. 20, 1996.
- Rookie **C Alexei Yegorov** becomes the first Sharks player to record a hat trick in the first game which he has ever scored a goal, accomplishing the feat in Calgary, Feb. 20, 1996.
- On the third goal of his hat trick on Feb. 10, **C Alexei Yegorov** also posted the 1,000th goal in Sharks history, assisted by **LW Viktor Kozlov** and **RW Owen Nolan**.
- D Marcus Ragnarsson** was a leading candidate for the Calder Memorial Trophy, presented annually to the NHL's top rookie.
- Sharks sold out all 41 home games.
- Owner **George Gund** is named a recipient of the prestigious Lester Patrick Trophy, awarded for outstanding service and contributions to hockey in the United States. Gund and the other recipients (Milt Schmidt, Ken Morrow) are honored at a luncheon in New York, May 1, 1996.

MAJOR TRANSACTIONS

- Acquired **C Darren Turcotte** and a second round selection in the 1996 NHL Entry Draft from Winnipeg in exchange for **C Craig Janney**, March 18, 1996.
- Traded **RW Ray Sheppard** to Florida in exchange for a second and fourth round selection in the 1996 NHL Entry Draft, March 16, 1996.
- Named **Jim Wiley** head coach, announced dismissal of Head Coach **Kevin Constantine**, Dec. 2, 1995.
- Acquired **D Doug Bodger** from Buffalo in exchange for **LW Vlastav Varada**, rights to **RW Martin Spahnel**, Philadelphia's fourth round pick in 1996 NHL Entry Draft and one of Philadelphia's two first round selections in the 1996 NHL Entry Draft, Nov. 16, 1995.
- Traded **RW Pat Falloon** to Philadelphia in exchange for one of Philadelphia's two first round selections in 1996 NHL Entry Draft, Philadelphia's fourth round pick in 1996 NHL Entry Draft and rights to **RW Martin Spahnel**, Nov. 16, 1995.
- Acquired **RW Owen Nolan** from Colorado in exchange for **D Sandis Ozolins**, Oct. 26, 1995.
- Acquired **RW Ray Sheppard** from Detroit in exchange for **C Igor Larionov**, Oct. 24, 1995.

PACIFIC DIVISION

	GP	W	L	T	OTL	GF	GA	PTS
COLORADO (2)	82	47	25	10	326	240	104	.634
CALGARY (6)	82	34	37	11	241	240	79	.482
VANCOUVER (7)	82	32	35	15	278	278	79	.482
ANAHEIM (9)	82	35	39	8	234	247	78	.476
EDMONTON (10)	82	30	44	8	240	304	68	.415
LOS ANGELES (12)	82	24	40	18	256	302	66	.402
SAN JOSE (13)	82	20	55	7	252	357	47	.287

FINAL STATISTICS

P	NO	PLAYER	GP	G	A	PTS	PIM
R	11	OWEN NOLAN	(COL) 7	2	4	8	9
			(SJ) 9	29	32	61	137
			(TOTAL) 81	33	36	69	146
C	29	CRAIG JANNEY	71	13	49	62	26
L	39	JEFF FRIESEN	79	15	31	46	42
R	26	RAY SHEPPARD	51	27	19	46	10
C	9	DARREN TURCOTTE	(WPG) 59	16	16	32	26
			(SJ) 9	6	5	11	4
			(TOTAL) 68	22	21	43	30
R/L	8	KEVIN MILLER	68	22	20	42	41
L/C	14	RAY WHITNEY	60	17	24	41	16
D	33	MARCUS RAGNARSSON	71	8	31	39	42
C	13	JAMIE BAKER	77	16	17	33	79
R	22	ULF DAHLEN	59	16	12	28	27
D	3	DOUG BODGER	(BUF) 16	0	5	5	18
			(SJ) 57	4	19	23	50
			(TOTAL) 73	4	24	28	68
R	18	CHRIS TANCILL	(TOR) 45	7	16	23	20
R	42	*SHEAN DONOVAN	74	13	8	21	39
D	38	MICHAEL SYKORA	79	4	16	20	54
D	34	YVES RACINE	(MTL) 25	0	3	3	26
			(SJ) 32	1	16	17	28
			(TOTAL) 57	1	19	20	54
L	25	*VIKTOR KOZLOV	62	6	13	19	6
R	36	JEFF ODGERS	78	12	4	16	192
L	23	ANDREI NAZAROV	42	7	7	14	62
L	37	*VILLE PELTONEN	31	2	11	13	14
R	43	*JAN CALOUN	11	8	3	11	0
C	16	*DODDY WOOD	32	3	6	9	138
D	4	*JAY MORE	22	74	2	4	12
D	44	VLASTAVIL KROUPA	27	1	7	8	18
D	2	JIM KYTE	57	1	7	8	146
D	40	MIKE RATHJE	27	0	7	7	52
C	48	*ALEXEI YEGOROV	9	3	2	6	2
D	41	TOM PEDERSON	60	1	4	5	40
G	30	CHRIS TERRERI	(NJ) 4	0	0	0	75
			(SJ) 46	0	5	5	4
			(TOTAL) 50	0	5	5	4
R	21	DAVE BROWN	37	3	1	4	46
D	6	SANDIS OZOLINS	7	1	3	4	4
R	17	PAT FALLOON	9	3	0	3	4
C	8	IGOR LARIONOV	4	1	0	2	0
D	28	SERGEI BAUTIN	1	0	0	0	2
G	29	*GEOFF SARJEANT	4	0	0	0	2
G	32	ARTURS IRBE	22	0	0	0	4
G	31	WADE FLAHERTY	24	0	0	0	0

GAME BY GAME RESULTS

GA	DATE	OPPONENT	RESULT	RECORD
1	10/7	CHICAGO	3-4 L	0-1-0
2	10/12	BOSTON	6-6 T	0-1-1
3	10/14	VANCOUVER	6-7 L	0-2-1
4	10/17	@ TORONTO	2-7 L	0-3-1
5	10/19	@ WINNIPEG	3-3 T	0-3-2
6	10/22	@ EDMONTON	1-1 T	0-3-3
7	10/25	WINNIPEG	1-6 L	0-4-3
8	10/28	DALLAS	3-4 L	0-5-3
9	10/30	@ VANCOUVER	3-4 L	0-6-3
10	10/31	N.Y. RANGERS	3-5 L	0-7-3
11	11/2	NEW JERSEY	3-3 T	0-7-4
12	11/4	ST. LOUIS	7-3 W	1-7-4
13	11/7	@ HARTFORD	3-7 L	1-8-4
14	11/8	@ BUFFALO	2-7 L	1-9-4
15	11/10	PITTSBURGH	1-9 L	1-10-4
16	11/11	DETROIT	2-5 L	1-11-4
17	11/14	N.Y. ISLANDERS	3-5 L	1-12-4
18	11/16	@ ST. LOUIS	1-3 L	1-13-4
19	11/17	@ DALLAS	1-2 L	1-14-4
20	11/19	@ CHICAGO	3-2 W	2-14-4
21	11/21	@ WASHINGTON	2-1 L	2-15-4
22	11/22	DETROIT	3-5 L	2-16-4
23	11/25	VANCOUVER	7-2 W	3-16-4
24	11/29	CALGARY	3-5 L	3-17-4
25	12/1	@ VANCOUVER	2-7 L	3-18-4
26	12/2	WASHINGTON	5-3 W	4-18-4
27	12/5	@ COLORADO	2-12 L	4-19-4
28	12/7	WINNIPEG	5-3 W	5-19-4
29	12/9	EDMONTON	2-4 L	5-20-4
30	12/12	OTTAWA	6-20 W	6-20-4
31	12/14	TORONTO	1-4 L	6-21-4
32	12/16	@ ST. LOUIS	2-3 L	6-22-4
33	12/17	@ DALLAS	2-4 L	6-23-4
34	12/19	@ ANAHEIM	7-4 W	7-23-4
35	12/22	LOS ANGELES	4-3 W	8-23-4
36	12/26	COLORADO	1-5 L	8-24-4
37	12/29	@ ANAHEIM	2-4 L	8-25-4
38	1/3	PHILADELPHIA	1-3 L	8-26-4
39	1/5	LOS ANGELES	2-5 L	8-27-4
40	1/6	@ LOS ANGELES	5-7 L	8-28-4
41	1/8	FLORIDA	2-5 L	8-29-4
42	1/10	@ N.Y. RANGERS	4-7 L	8-30-4
43	1/11	@ NEW JERSEY	2-1 W	9-30-4
44	1/13	@ PITTSBURGH	10-8 W	10-30-4
45	1/16	@ FLORIDA	1-4 L	10-31-4
46	1/17	@ TAMPA BAY	4-6 L	10-32-4
47	1/24	@ DETROIT	2-4 L	10-33-4
48	1/25	@ CHICAGO	1-2 L	10-34-4
49	1/27	COLORADO	3-4 L*	10-35-4
50	1/30	HARTFORD	8-2 W	11-35-4
51	2/1	LOS ANGELES	6-6 T	11-35-5
52	2/3	CHICAGO	1-4 L	11-36-5
53	2/5	TORONTO	6-4 W	12-36-5
54	2/10	@ LOS ANGELES	6-1 W	13-36-5
55	2/12	@ MONTREAL	0-3 L	13-37-5
56	2/14	@ TORONTO	3-4 L	13-38-5
57	2/15	@ OTTAWA	2-2 T	13-38-6
58	2/17	@ N.Y. ISLANDERS	2-4 L	13-39-6
59	2/20	@ CALGARY	3-5 L	13-40-6
60	2/23	@ VANCOUVER	1-3 L	13-41-6
61	2/25	@ ANAHEIM	3-4 L	13-42-6
62	2/26	MONTREAL	7-4 W	14-42-6
63	3/1	TAMPA BAY	3-7 L	14-43-6
64	3/3	CALGARY	1-5 L	14-44-6
65	3/5	@ COLORADO	5-5 W	15-44-6
66	3/6	DALLAS	1-2 L	15-45-6
67	3/8	@ EDMONTON	2-4 L	15-46-6
68	3/10	BUFFALO	6-4 W	16-46-6
69	3/13	EDMONTON	3-8 L	16-47-6
70	3/15	ST. LOUIS	2-4 L	16-48-6
71	3/17	@ PHILADELPHIA	2-8 L	16-49-6
72	3/18	@ BOSTON	3-3 T	16-49-7
73	3/20	@ WINNIPEG	7-1 W	17-49-7
74	3/22	@ CALGARY	2-1 W*	18-49-7
75	3/28	COLORADO	3-8 L	18-50-7
76	3/31	ANAHEIM	2-4 L	18-51-7
77	4/2	DETROIT	7-4 W	19-51-7
78	4/4	EDMONTON	5-3 W	20-51-7
79	4/6	@ COLORADO	1-5 L	20-52-7
80	4/7	ANAHEIM	3-5 L	20-53-7
81	4/10	@ LOS ANGELES	2-6 L	20-54-7
82	4/12	CALGARY	0-6 L	20-55-7

* — OVERTIME

GOALTENDERS

NO	GOALTENDER	GP	MINS	AVG	W	L	T	SO	GA
30	CHRIS TERRERI (SJ)	46	2516	3.70	13	29	1	0	155
	(NJ)	4	210	2.57	3	0	0	0	9
	(TOTAL)	50	2726	3.61	16	29	1	0	164
32	ARTURS IRBE	22	1132	4.59	4	12	4	0	85
31	WADE FLAHERTY	24	1137	4.85	3	12	1	0	92
29	*GEOFF SARJEANT	4	171	4.91	0	2	1	0	140
TOTALS		82	4959	4.32	20	55	7	0	357

* — ROOKIE

1994-95 SEASON REVIEW

SEASON HIGHLIGHTS

- NHL season postponed from October 1994-January 1995 due to labor strife.
- Sharks qualify for playoffs as seventh seed in Conference and advance to Western Conference Semifinals for the second consecutive season after stunning Calgary in a dramatic double overtime Game 7 thriller.
- Game on March 10 vs. Detroit postponed until April 5 due to flooding near San Jose Arena.

MAJOR TRANSACTIONS

- Acquired a 1995 sixth round selection in exchange for LW **Gaetan Duchesne**, April 7, 1995.
- Acquired RW **Kevin Miller** from St. Louis in exchange for C **Todd Elik**, March 30, 1995.
- Acquired C **Craig Janney** and other considerations from St. Louis in exchange for D **Jeff Norton**, a fourth round selection in 1997 and future considerations, March 6, 1995.
- Acquired a 1998 fifth round selection and future considerations from Florida in exchange for LW **Johan Garpenlov**, March 3, 1995.
- Acquired a 1995 fifth round selection from Detroit in exchange for LW **Bob Errey**, Feb. 27, 1995.
- Acquired a 1997 fourth round selection from Chicago in exchange for G **Jimmy Waite**, Feb. 6, 1995.

PACIFIC DIVISION

	GP	W	L	T	OTL	GF	GA	PTS
CALGARY (3)	48	24	17	7	163	135	55	.573
VANCOUVER (6)	48	18	18	12	153	148	48	.500
SAN JOSE (7)	48	19	25	4	129	161	42	.438
LOS ANGELES (9)	48	16	23	9	142	174	41	.427
EDMONTON (11)	48	17	27	4	136	183	38	.396
ANAHEIM (12)	48	16	27	5	125	164	37	.385

FINAL STATISTICS

P	NO	PLAYER	GP	G	A	PTS	PIM
R	22	ULF DAHLEN	46	11	23	34	11
C	15	CRAIG JANNEY	(STL) 8	2	5	7	0
		(SJ) 27	5	15	20	10	
		(TOTAL) 35	7	20	27	10	
L	39	*JEFF FRIESEN	48	15	10	25	14
C	14	RAY WHITNEY	39	13	12	25	14
D	6	SANDIS OZOLINSH	48	9	16	25	30
R	24	SERGEI MAKAROV	43	10	14	24	40
C	7	IGOR LARIONOV	33	4	20	24	14
R	8	KEVIN MILLER	(STL) 15	2	5	7	0
		(SJ) 21	6	7	13	13	
		(TOTAL) 36	8	12	20	13	
R	17	PAT FALLOON	46	12	7	19	25
C	27	TODD ELIK	22	7	10	17	18
D	41	TOM PEDERSON	47	5	11	16	31
R	18	CHRIS TANCILL	26	3	11	14	10
C	13	JAMIE BAKER	43	7	4	11	22
D	8	JEFF NORTON	20	1	9	10	39
D	40	MIKE RATHJE	42	2	7	9	29
L	11	GAETAN DUCHESNE	33	2	7	9	16
L	23	*ANDREI NAZAROV	26	3	5	8	94
R	36	JEFF ODGERS	48	4	3	7	117
D	2	JIM KYTE	18	2	5	7	33
D	4	JAY MORE	45	0	6	6	71
D	3	ILYA BYAKIN	13	0	5	5	14
D	38	*MICHAL SYKORA	16	0	4	4	10
L	12	BOB ERREY	13	2	2	4	27
C	9	V. BUTSAYEV	6	2	0	2	0
L	47	*VIKTOR KOZLOV	16	2	0	2	2
C	16	*DODY WOOD	9	1	1	2	29
D	26	VLASTIMIL KROUPA	14	0	2	2	16
D	44	SHAWN CRONIN	29	0	2	2	61
L	10	JOHAN GARPENLOV	13	1	1	2	2
G	31	WADE FLAHERTY	18	0	1	1	0
R	42	*SHEAN DONOVAN	14	0	0	0	6
G	32	ARTURS IRBE	38	0	0	0	4

GAME BY GAME RESULTS

GA	DATE	OPPONENT	RESULT	RECORD
1	1/20	ST. LOUIS	2-5 L	0-1-0
2	1/21	TORONTO	3-2 W	1-1-0
3	1/25	WINNIPEG	4-0 W	2-1-0
4	1/28	DALLAS	3-2 W	3-1-0
5	1/30	CHICAGO	2-1 W	4-1-0
6	2/2	@ DALLAS	2-1 W	5-1-0
7	2/4	@ WINNIPEG	3-3 T	5-1-1
8	2/6	@ TORONTO	3-7 L	5-2-1
9	2/7	@ DETROIT	0-6 L	5-3-1
10	2/10	@ EDMONTON	1-5 L	5-4-1
11	2/11	@ VANCOUVER	1-1 T	5-4-2
12	2/15	VANCOUVER	3-1 W	6-4-2
13	2/17	@ LOS ANGELES	2-0 W	7-4-2
14	2/18	ANAHEIM	3-6 L	7-5-2
15	2/20	@ CHICAGO	2-3 L	7-6-2
16	2/22	@ ST. LOUIS	3-4 L	7-7-2
17	2/24	CALGARY	0-3 L	7-8-2
18	2/26	VANCOUVER	1-5 L	7-9-2
19	2/28	@ VANCOUVER	4-3 W	8-9-2
20	3/2	@ TORONTO	4-3 W	9-9-2
21	3/4	@ WINNIPEG	2-4 L	9-10-2
22	3/8	EDMONTON	2-5 L	9-11-2
--	3/10	DETROIT POSTPONED TO 4/5/95		
23	3/15	TORONTO	1-2 L	9-12-2
24	3/17	@ EDMONTON	3-5 L	9-13-2
25	3/19	@ CALGARY	5-3 W	10-13-2
26	3/21	CHICAGO	3-7 L	10-14-2
27	3/23	ANAHEIM	3-6 L	10-15-2
28	3/25	@ LOS ANGELES	3-1 W	11-15-2
29	3/26	LOS ANGELES	3-7 L	11-16-2
30	3/28	WINNIPEG	6-5 W*	12-16-2
31	3/31	@ ST. LOUIS	1-4 L	12-17-2
32	4/2	@ ANAHEIM	4-5 L	12-18-2
33	4/5	DETROIT	3-5 L	12-19-2
34	4/7	EDMONTON	5-0 W	13-19-2
35	4/9	@ EDMONTON	5-2 W	14-19-2
36	4/10	@ CALGARY	3-8 L	14-20-2
37	4/12	@ CHICAGO	3-2 W	15-20-2
38	4/13	@ DETROIT	0-3 L	15-21-2
39	4/16	LOS ANGELES	2-0 W	16-21-2
40	4/17	@ ANAHEIM	0-3 L	16-22-2
41	4/19	@ DALLAS	5-5 T	16-23-3
42	4/23	DETROIT	1-5 L	16-23-3
43	4/25	CALGARY	2-3 L	16-24-3
44	4/26	@ ANAHEIM	5-2 W	17-24-3
45	4/28	LOS ANGELES	4-0 W	18-24-3
46	4/30	ST. LOUIS	3-4 L	18-25-3
47	5/1	DALLAS	3-1 W	19-25-3
48	5/3	VANCOUVER	3-3 T	19-25-4

* — OVERTIME

RECORD BOOK

GOALTENDERS

NO	GOALTENDER	GP	MINS	AVG	W	L	T	SO	GA
31	WADE FLAHERTY	18	852	3.10	5	6	1	1	44
32	ARTURS IRBE	38	2043	3.26	14	19	3	4	111
	TOTALS	48	2904	3.33	19	25	4	5	161

* — ROOKIE

1993-94 SEASON REVIEW

SEASON HIGHLIGHTS

- Sharks finish 33-35-16 (82 points) and make first playoff appearance in club history. This marks the greatest single-season turnaround in NHL history — 58 points better than 1992-93's output of 24 points (11-71-2).
- G Arturs Irbe** and **D Sandis Ozolins** both participate in NHL All-Star Game in New York.
- Team records all-time best 9-game unbeaten streak (7-0-2).
- Rookie Head Coach **Kevin Constantine** finishes second in voting for Jack Adams Award (NHL Coach of the Year).
- Irbe sets NHL record for most minutes played in a season (4,412).
- Team upsets first-seed Detroit in opening round of Stanley Cup Playoffs before falling to Toronto in 7 games.
- RW Sergei Makarov** becomes the first 30-goal scorer in franchise history.

MAJOR TRANSACTIONS

- Acquired **D Jeff Norton** from N.Y. Islanders in exchange for 1994 a third round draft pick, June 20, 1993.
- Acquired **LW Gaetan Duchesne** from Dallas in exchange for 1994 a sixth round draft pick, June 20, 1993.
- Acquired **RW Ulf Dahlen** from Dallas in exchange for **D Doug Zmolek** and **D Mike Lator**, March 19, 1994.
- Acquired **C Todd Elit** from Edmonton, Oct. 26, 1993.
- Signed free agents **C Jamie Baker** on Aug. 18, 1993 and **LW Bob Errey**, Aug. 17, 1993.

PACIFIC DIVISION

	GP	W	L	T	OTL	GF	GA	PTS
CALGARY (4)	84	42	29	13	302	256	97	97
VANCOUVER (7)	84	41	40	3	279	276	85	85
SAN JOSE (8)	84	33	35	16	252	265	82	82
ANAHEIM (9)	84	33	46	5	229	251	71	71
LOS ANGELES (10)	84	27	45	12	294	322	66	66
EDMONTON (11)	84	25	45	14	261	305	64	64

FINAL STATISTICS

P	NO	PLAYER	GP	G	A	PTS	PIM
R	22	ULF DAHLEN (DAL)	65	19	38	57	10
		(SJ)	13	6	6	12	0
		(TOTAL)	78	25	44	69	10
R	24	SERGEI MAKAROV	80	30	38	68	78
C	27	TODD ELIK (EDM)	4	0	0	0	6
		(SJ)	75	25	41	66	89
		(TOTAL)	79	25	41	66	95
D	6	SANDIS OZOLINS	81	26	38	64	24
C	7	IGOR LARIONOV	60	18	38	56	40
R	17	PAT FALLOON	83	22	31	53	18
L	10	JOHAN GARPENLOV	80	18	35	53	28
L	14	RAY WHITNEY	61	14	26	40	14
D	8	JEFF NORTON	64	7	33	40	36
R	37	ROB GAUDREAU	84	15	20	35	28
L	12	BOB ERREY	64	12	18	30	126
L	11	GAETAN DUCHESNE	84	12	18	30	28
D	41	TOM PEDERSON	74	6	19	25	31
C	9	V. BUTSAYEV (PHI)	47	12	9	21	58
		(SJ)	12	0	2	2	10
		(TOTAL)	59	12	11	23	68
R	36	JEFF ODGERS	81	13	8	21	222
C	13	JAMIE BAKER	65	12	5	17	38
D	40	*MIKE RATHJE	47	1	9	10	59
C	33	DALE CRAIGWELL	58	3	6	9	16
D	4	JAY MORE	49	1	6	7	63
D	38	*MICHAL SYKORA	22	1	4	5	14
L	50	JAROSLAV OTEVREL	9	3	2	5	2
C	47	MIKE SULLIVAN	26	2	4	4	4
D	19	DOUG ZMOLEK	68	0	4	4	122
C	20	KIP MILLER	11	2	2	4	6
D	26	*VLASTIMIL KROUPA	27	1	3	4	20
D	2	ROB ZETTLER	42	0	3	3	65
D	44	SHAWN CRONIN	34	0	2	2	76
D	32	ARTURS IRBE	74	0	2	2	16
D	5	MIKE LALOR	23	0	2	2	8
C	43	JEFF MCLEAN	6	1	0	1	0
C	9	GARY EMPSON	3	1	0	1	0
C	27	DAVE CAMPANO	4	0	1	1	0
L	23	*ANDREI NAZAROV	1	0	0	0	0
L	25	DAVE MALEY	19	0	0	0	30
R	15	DAVID BRUCE	2	0	0	0	0
G	29	JIM WAITE	15	0	0	0	6

GAME BY GAME RESULTS

GA	DATE	OPPONENT	RESULT	RECORD
1	10/06	@ EDMONTON	2-3 L	0-1-0
2	10/07	@ CALGARY	2-6 L	0-2-0
3	10/10	@ LOS ANGELES	2-5 L	0-3-0
4	10/14	CALGARY	1-2 L	0-4-0
5	10/16	BOSTON	1-1 T	0-4-1
6	10/19	ST. LOUIS	1-4 L	0-5-1
7	10/21	ST. LOUIS (@ SAC.)	2-5 L	0-6-1
8	10/23	VANCOUVER	4-6 L	0-7-1
9	10/24	@ VANCOUVER	2-3 L	0-8-1
10	10/26	@ DETROIT	3-1 W	1-1-5
11	10/28	ANAHEIM	4-3 W	2-8-1
12	10/30	WASHINGTON	2-4 L	2-9-1
13	10/31	@ ANAHEIM	2-1 W*	3-9-1
14	11/2	PITTSBURGH	3-3 T	3-9-2
15	11/5	DALLAS	4-2 W	4-9-2
16	11/7	NEW JERSEY	1-2 L	4-10-2
17	11/9	TORONTO	2-2 T	4-10-3
18	11/11	@ DALLAS	0-4 L	4-11-3
19	11/13	@ NEW JERSEY	4-2 W	5-11-3
20	11/14	@ N.Y. RANGERS	3-3 T	5-11-4
21	11/16	@ WASHINGTON	2-1 W	6-11-4
22	11/18	@ BOSTON	1-3 L	6-12-4
23	11/20	@ HARTFORD	3-2 W	7-12-4
24	11/21	@ BUFFALO	5-6 L	7-13-4
25	11/23	DETROIT	6-4 W	8-13-4
26	11/26	@ ANAHEIM	4-3 W	9-13-4
27	11/27	ANAHEIM	1-0 W	10-13-4
28	12/3	WINNIPEG	3-3 T	10-13-5
29	12/5	FLORIDA	2-1 W	11-13-5
30	12/7	TAMPA BAY	1-3 L	11-14-5
31	12/11	@ DETROIT	3-4 L	11-15-5
32	12/12	@ CHICAGO	1-2 L	11-16-5
33	12/15	ST. LOUIS	1-3 L	11-17-5
34	12/17	@ EDMONTON	2-4 L	11-18-5
35	12/19	@ QUEBEC	5-7 L	11-19-5
36	12/22	@ TORONTO	2-2 T	11-19-6
37	12/23	@ CHICAGO	3-5 L	11-20-6
38	12/28	CALGARY	3-3 T	11-20-7
39	12/31	@ VANCOUVER	3-2 W	12-20-7
40	1/2/94	@ EDMONTON	4-4 T	12-20-8
41	1/3	MONTRÉAL	2-7 L	12-21-8
42	1/6	DETROIT	3-10 L	12-21-9
43	1/11	LOS ANGELES	2-2 T	12-21-10
44	1/12	@ ANAHEIM	5-2 W	13-21-10
45	1/15	HARTFORD	8-2 W	14-21-10
46	1/17	CALGARY	3-2 W	15-21-10
47	1/25	N.Y. RANGERS	3-8 L	15-22-10
48	1/28	@ FLORIDA	3-3 T	15-22-11
49	1/29	@ TAMPA BAY	2-1 W	16-22-11
50	2/1	@ N.Y. ISLANDERS	4-5 L	16-23-11
51	2/3	@ PHILADELPHIA	3-2 W*	17-23-11
52	2/5	@ ST. LOUIS	3-4 L	17-24-11
53	2/6	@ DALLAS	7-1 W	18-24-11
54	2/8	CHICAGO (@ SAC.)	4-3 W	19-24-11
55	2/11	CHICAGO	4-3 W	20-24-11
56	2/13	CHICAGO	1-0 W	21-24-11
57	2/15	PHILADELPHIA	4-6 L	21-25-11
58	2/17	QUEBEC	2-8 L	21-26-11
59	2/19	LOS ANGELES	4-3 W	22-26-11
60	2/21	DALLAS	3-6 L	22-27-11
61	2/23	@ MONTRÉAL	1-3 L	22-28-11
62	2/24	@ OTTAWA	4-6 L	22-29-11
63	2/26	@ DETROIT	0-2 L	22-30-11
64	2/28	@ WINNIPEG	3-3 T	22-30-12
65	3/3	EDMONTON	4-2 W	23-30-12
66	3/6	ANAHEIM	6-0 W	24-30-12
67	3/8	BUFFALO	4-4 T	24-30-13
68	3/10	N.Y. ISLANDERS	4-3 W	25-30-13
69	3/12	@ CALGARY	0-2 L	25-31-13
70	3/17	OTTAWA	1-2 L	25-32-13
71	3/19	@ LOS ANGELES	1-2 L	25-33-13
72	3/20	LOS ANGELES	6-6 T	25-33-14
73	3/22	@ PITTSBURGH	2-2 T	25-33-15
74	3/24	@ TORONTO	2-1 W	26-33-15
75	3/25	@ WINNIPEG	8-3 W	27-33-15
76	3/27	@ ST. LOUIS	4-3 W	28-33-15
77	3/29	WINNIPEG	9-4 W	29-33-15
78	3/31	TORONTO	5-3 W	30-33-15
79	4/2	VANCOUVER	7-4 W	31-33-15
80	4/5	@ LOS ANGELES	2-1 W	32-33-15
81	4/7	@ VANCOUVER	2-3 L	32-34-15
82	4/8	@ CALGARY	2-5 L	32-35-15
83	4/10	VANCOUVER	3-1 W	33-35-15
84	4/13	EDMONTON	2-2 T	33-35-16

* — OVERTIME

GOALTENDERS

NO	GOALTENDER	GP	MINS	AVG	W	L	T	SO	GA
32	ARTURS IRBE	74	4412	2.84	30	28	16	3	209
29	JIM WAITE	15	697	4.30	3	7	0	0	50
	TOTALS	84	5125	3.10	33	35	16	3	265

* — ROOKIE

1992-93 SEASON REVIEW

SEASON HIGHLIGHTS

- **G Arturs Irbe** records first shutout in team history, blanking Los Angeles, 6-0, at the Cow Palace on Nov. 17.
- **RW Rob Gaudreau** scores 19 points (14-5-19) from Dec. 3-29 and is named NHL's December Rookie of the Month — the Sharks first league-wide award.
- **RW Rob Gaudreau** scores first hat trick in Sharks history on Dec. 3 vs. Hartford.
- **C Kelly Kisio** represents San Jose at the NHL All-Star Game in Montreal, posting a goal and an assist for the Campbell Conference team.
- Sharks tie NHL record for most consecutive losses, losing 17 in a row from Jan. 4 through Feb. 12.
- Sharks play last regular season game at the Cow Palace on April 10 vs. Los Angeles before moving to San Jose Arena for 1993-94.
- Sharks finish season with 11-71-2 record, establishing NHL record for most losses in single season.

MAJOR TRANSACTIONS

- Acquired LW **Michel Picard** from Hartford in exchange for future considerations, Oct. 9, 1992.
- Traded LW **Yvon Corriveau** to Hartford in exchange for future considerations originally acquired in Oct. 9, 1992 deal with Whalers (LW **Michel Picard**), Jan. 21, 1993.
- Acquired LW **Yvon Corriveau** from Washington and C **Igor Larionov** from Vancouver in NHL Waiver Draft, Oct. 4, 1992.

SMYTHE DIVISION

	GP	W	L	T	OTL	GF	GA	PTS
VANCOUVER	84	46	29	9	346	278	101	101
CALGARY	84	43	30	11	322	282	97	97
LOS ANGELES	84	39	35	10	338	340	88	88
WINNIPEG	84	40	37	7	322	320	87	87
EDMONTON	84	26	50	8	242	337	60	60
SAN JOSE	84	11	71	2	218	414	24	24

FINAL STATISTICS

P	NO	PLAYER	GP	G	A	PTS	PIM
C	11	KELLY KISIO	78	26	52	78	90
L	10	JOHAN GARPENLOV	79	22	44	66	56
C	37	*ROB GAUDREAU	59	23	20	43	18
C	12	DEAN EWSON	84	12	19	31	132
R	17	PAT FALLON	41	14	14	28	12
R	36	JEFF ODGERS	66	12	15	27	253
D	6	*SANDIS OZOLINSH	37	7	16	23	40
R	39	*ED COURTEMAY	39	7	13	20	10
D	41	*TIM PEDERSON	44	7	13	20	31
D	24	DOUG WILSON	42	3	17	20	40
L	18	MARK PEDERSON	(PHI) 14	3	4	7	6
		(SJ) 27	7	3	10	22	50
		(TOTAL) 41	10	7	17	28	51
L	20	JOHN CARTER	55	7	9	16	81
D	19	*DOUG MOLEK	84	5	10	15	229
C	47	MIKE SULLIVAN	81	6	8	14	30
D	3	DAVID WILLIAMS	40	1	11	12	49
D	4	JAY MORE	73	5	6	11	179
C	14	*RAY WHITNEY	26	4	6	10	4
C	9	BRIAN LAWTON	21	2	8	10	12
L	11	YVON CORRIVEAU	20	3	7	10	0
L	14	DAVE SNEGERUD	25	4	5	9	14
L	25	DAVID MULLER	(EDM) 13	1	1	2	29
		(SJ) 43	1	6	7	126	7
		(TOTAL) 56	2	7	9	155	61
C	27	HUBIE MCDONOUGH	30	6	2	8	6
D	21	PETER AHOLA	(LA) 8	1	1	2	6
		(PIT) 22	0	1	1	14	64
		(SJ) 20	2	3	5	16	65
		(TOTAL) 50	3	5	8	36	66
L	8	LARRY DEPALMA	20	2	6	8	41
D	5	NEIL WILKINSON	59	1	7	8	96
C	26	PETRI SKRIKO	17	4	3	7	6
C	16	PERRY BREZCAN	28	3	4	7	28
C	28	*JIM FRANCOIS QUINTIN	14	2	5	7	4
D	2	ROB ZETTLER	80	0	7	7	150
R	26	ROBIN BAWA	42	5	0	5	47
R	22	LYNDON BYERS	18	4	1	5	122
L	15	DAVID BRUCE	17	2	3	5	33
C	44	MICHEL PICARD	18	25	4	2	14
C	33	DALE CRAIGWELL	8	3	1	4	4
C	9	JON MORRIS	(NJ) 2	0	0	0	77
		(SJ) 13	0	3	3	6	78
		(TOTAL) 15	0	3	3	6	79
C	45	*DODY WOOD	13	1	1	2	71
L	42	*JAROSLAV OVECHKIN	7	0	2	0	0
D	29	DEAN KOLSTAD	10	0	2	2	12
C	40	*MARK BEAUFAIT	5	1	0	1	0
D	45	*CLAUDIO SCREMIN	4	0	1	1	4
D	38	PAT MACLEOD	13	0	1	1	10
G	1	BRIAN HAYWARD	18	0	1	1	2
G	30	JEFF HACKETT	36	0	1	1	4
G	31	*WADE FLAHERTY	1	0	0	0	0
R	7	MIKHAIL KRAVETS	1	0	0	0	0
G	32	*ARTURS IRBE	36	0	0	0	10

GOALTENDERS

NO	GOALTENDER	GP	MINS	AVG	W	L	T	SO	GA
32	*ARTURS IRBE	36	2074	4.11	7	26	0	1	142
31	*WADE FLAHERTY	1	60	5.00	0	1	0	0	5
30	JEFF HACKETT	36	2000	5.28	2	30	1	0	176
1	BRIAN HAYWARD	18	920	5.55	2	14	1	0	86
TOTALS		84	5077	4.89	11	71	2	1	414

* — ROOKIE

GAME BY GAME RESULTS

GA	DATE	OPPONENT	RESULT	RECORD
1	10/8	WINNIPEG	4-3 W*	1-0-0
2	10/10	DETROIT	3-6 L	1-1-0
3	10/12	@ LOS ANGELES	1-2 L	1-2-0
4	10/15	BOSTON	2-8 L	1-3-0
5	10/17	CALGARY	2-6 L	1-4-0
6	10/21	@ MONTREAL	4-8 L	1-5-0
7	10/23	@ BUFFALO	4-5 L	1-6-0
8	10/24	@ TORONTO	1-5 L	1-7-0
9	10/26	@ ST. LOUIS	1-4 L	1-8-0
10	10/28	@ DETROIT	3-4 L	1-9-0
11	10/30	@ TAMPA BAY	2-1 W	2-9-0
12	11/1	@ CHICAGO	4-4 T	2-9-1
13	11/5	BUFFALO	7-5 W	3-9-1
14	11/7	NEW JERSEY	1-6 L	3-10-1
15	11/8	LOS ANGELES	4-11 L	3-11-1
16	11/10	@ VANCOUVER	2-6 L	3-12-1
17	11/12	EDMONTON	3-4 L	3-13-1
18	11/14	VANCOUVER	2-5 L	3-14-1
19	11/17	LOS ANGELES	6-0 W	4-14-1
20	11/19	TORONTO	0-2 L	4-15-1
21	11/21	CHICAGO	1-2 L	4-16-1
22	11/25	@ CALGARY	4-3 W*	5-16-1
23	11/27	@ WINNIPEG	3-6 L	5-17-1
24	11/28	@ MINNESOTA	3-10 L	5-18-1
25	12/1	EDMONTON	1-3 L	5-19-1
26	12/3	HARTFORD	5-7 L	5-20-1
27	12/5	PITTSBURGH	4-9 L	5-21-1
28	12/9	@ VANCOUVER	3-8 L	5-22-1
29	12/10	ST. LOUIS	2-3 L	5-23-1
30	12/12	QUEBEC	7-8 L*	5-24-1
31	12/16	TAMPA BAY	4-5 L*	5-25-1
32	12/18	@ VANCOUVER	1-8 L	5-26-1
33	12/19	VANCOUVER	3-6 L	5-27-1
34	12/21	@ WINNIPEG	4-5 L	5-28-1
35	12/23	@ EDMONTON	2-4 L	5-29-1
36	12/26	LOS ANGELES	7-2 W	6-29-1
37	12/29	@ VANCOUVER	5-7 L	6-30-1
38	12/30	PHILADELPHIA	2-6 L	6-31-1
39	1/2	VANCOUVER	2-2 T	6-31-2
40	1/4	MONTREAL (@SAC.)	1-4 L	6-32-2
41	1/5	MONTREAL	1-2 L	6-33-2
42	1/8	@ TORONTO	1-5 L	6-34-2
43	1/10	@ OTTAWA	2-3 L	6-35-2
44	1/12	@ MONTREAL	1-4 L	6-36-2
45	1/15	@ DETROIT	3-6 L	6-37-2
46	1/16	@ QUEBEC	1-4 L	6-38-2
47	1/18	@ BOSTON	3-4 L	6-39-2
48	1/21	@ HARTFORD	2-4 L	6-40-2
49	1/23	@ TAMPA BAY	1-5 L	6-41-2
50	1/26	@ LOS ANGELES	1-7 L	6-42-2
51	1/29	CHICAGO	2-4 L	6-43-2
52	1/30	CALGARY	4-5 L	6-44-2
53	2/1	TAMPA BAY	4-5 L	6-45-2
54	2/3	MINNESOTA	3-7 L	6-46-2
55	2/10	@ CALGARY	1-13 L	6-47-2
56	2/12	@ EDMONTON	0-6 L	6-48-2
57	2/14	@ WINNIPEG	3-2 W	7-48-2
58	2/16	WASHINGTON	3-4 L	7-49-2
59	2/18	WINNIPEG	5-3 W	8-49-2
60	2/20	N.Y. RANGERS	4-6 L	8-50-2
61	2/22	NYR (@SAC.)	0-4 L	8-51-2
62	2/23	CALGARY	3-6 L	8-52-2
63	2/25	TORONTO	0-5 L	8-53-2
64	2/27	@ CALGARY	4-5 L	8-54-2
65	2/28	@ EDMONTON	1-4 L	8-55-2
66	3/2	OTTAWA	3-2 W	9-55-2
67	3/7	EDMONTON	6-3 W	10-55-2
68	3/9	@ MINNESOTA	2-4 L	10-56-2
69	3/11	@ ST. LOUIS	2-5 L	10-57-2
70	3/14	DETROIT	1-4 L	10-58-2
71	3/16	N.Y. ISLANDERS	0-6 L	10-59-2
72	3/19	@ N.Y. RANGERS	1-8 L	10-60-2
73	3/21	@ WASHINGTON	3-5 L	10-61-2
74	3/23	@ PITTSBURGH	2-7 L	10-62-2
75	3/25	@ PHILADELPHIA	2-5 L	10-63-2
76	3/27	@ N.Y. ISLANDERS	3-7 L	10-64-2
77	3/29	@ NEW JERSEY	0-5 L	10-65-2
78	4/1	WINNIPEG	5-9 L	10-66-2
79	4/3	CALGARY	2-3 L*	10-67-2
80	4/4	CALGARY	3-4 L	10-68-2
81	4/6	EDMONTON	5-2 W	11-68-2
82	4/8	@ LOS ANGELES	1-2 L	11-69-2
83	4/10	LOS ANGELES	2-3 L*	11-70-2
84	4/15	@ CALGARY	3-7 L	11-71-2

* — OVERTIME

RECORD BOOK

1991-92 SEASON REVIEW

SEASON HIGHLIGHTS

- Sharks record first-ever franchise victory with 4-3 win vs. Calgary on Oct. 8; **C Kelly Kisio** scores game-winner.
- Sharks record first road victory Nov. 30 with 2-1 win at Calgary.
- **D Doug Wilson** becomes first Sharks player to represent San Jose in an NHL All-Star Game on Jan. 18.
- Sharks inaugural season interrupted from April 1-11 by first league-wide players strike in NHL history.
- The Kansas City Blades, the Sharks International Hockey League development affiliate, capture the Turner Cup (symbolic of IHL Championship) after turning in professional hockey's best record in 1991-92 (56-22-4).

MAJOR TRANSACTIONS

- Acquired **D Doug Wilson** from Chicago in exchange for **D Kerry Toporowski** and a second round selection in 1992 NHL Entry Draft, Sept. 6, 1991.
- Acquired **C Dean Evason** from Hartford in exchange for **D Dan Keczmer**, Oct. 2, 1991.
- Acquired **LW Johan Garpenlov** from Detroit in exchange for **D Bob McGill** and 8th round selection in 1992 NHL Entry Draft (acquired earlier from Vancouver), March 10, 1992.

SMYTHE DIVISION

	GP	W	L	T	GF	GA	PTS
VANCOUVER	80	42	26	12	285	250	96
LOS ANGELES	80	35	31	14	287	296	84
EDMONTON	80	36	34	10	295	297	82
WINNIPEG	80	33	32	15	251	244	81
CALGARY	80	31	37	12	296	305	74
SAN JOSE	80	17	58	5	219	359	39

FINAL STATISTICS

P	NO	PLAYER	GP	G	A	PTS	PIM
R	17	*PAT FALLOON	79	25	34	59	16
L	19	BRIAN MULLEN	72	18	28	46	66
L	15	DAVID BRUCE	60	22	16	38	46
C	9	BRIAN LAWTON	59	15	22	37	42
C	11	KELLY KISIO	48	11	26	37	54
D	24	DOUG WILSON	44	9	19	28	26
D	3	*DAVID WILLIAMS	56	3	25	28	40
C	8	DEAN EVASON	74	11	15	26	99
R	7	WAYNE PRESLEY	47	8	14	22	76
C	16	PERRY BEREZAN	66	12	7	19	30
C	47	*MIKE SULLIVAN	64	8	11	19	15
D	5	NEIL WILKINSON	60	4	15	19	107
L	18	DAVE SMUGGERUD (BUF)	55	3	15	18	36
		(SJ)	11	0	1	1	4
		(TOTAL)	66	3	16	19	40
D	4	*JAY MORE	46	4	13	17	85
L	14	STEVE BOZEK	58	8	16	27	50
C	33	*DALE CRAIGWELL	32	5	11	16	8
D	38	*PAT MACLEOD	37	5	11	16	4
L	22	PAUL FENTON	60	11	4	15	33
D	6	KEN HAMMOND	46	5	10	15	82
C	10	TONY HRKAC	22	2	10	12	4
L	10	JOHAN GARPENLOV (DET)	16	1	1	2	4
		(SJ)	12	5	6	11	4
		(TOTAL)	28	6	7	13	8
D	23	*LINK GAETZ	48	6	6	12	326
L	27	PERRY ANDERSON	48	4	8	12	143
R	36	*JEFF ODGERS	61	7	4	11	217
D	2	ROB ZETTLER	74	1	8	9	99
L	37	DON BARBER (WPG)	11	0	3	3	4
		(QUE)	2	0	0	0	0
		(SJ)	12	1	3	4	2
		(TOTAL)	25	1	6	7	6
L	28	*J.F. QUINTIN	8	3	0	3	0
D	25	BOB MCGILL	62	3	1	4	70
C	43	*RAY WHITNEY	2	0	3	3	0
L	21	CRAIG COKE	10	2	0	2	19
D	13	*RICK LESSARD	8	0	2	2	16
G	30	JEFF HACKETT	42	0	2	2	8
L	22	MIKE MCHUGH	8	1	0	1	14
C	16	MARK PAVELICH	2	0	1	1	4
L	44	KEVIN EVANS	5	0	1	1	25
G	32	*ARTURS IRBE	13	0	1	1	0
D	34	*MICHAEL COLMAN	15	0	1	1	32
G	35	JARMO MYLLYS	27	0	1	1	2
R	26	*PETER LAPPIN	1	0	0	0	0
R	40	MIKHAIL KRAVETS	1	0	0	0	0
G	31	*WADE FLAHERTY	3	0	0	0	0
L	20	JOHN CARTER	4	0	0	0	0
R	39	*ED COURTNEY	5	0	0	0	0
G	1	BRIAN HAYWARD	7	0	0	0	14
D	45	*CLAUDIO SCREMIN	13	0	0	0	25

GAME BY GAME RESULTS

GA	DATE	OPPONENT	RESULT	RECORD
1	10/4	@VANCOUVER	3-4 L	0-1-0
2	10/5	VANCOUVER	2-5 L	0-2-0
3	10/8	CALGARY	4-3 W	1-2-0
4	10/10	WINNIPEG	4-5 L	1-3-0
5	10/12	@ST. LOUIS	3-6 L	1-4-0
6	10/13	@CHICAGO	3-7 L	1-5-0
7	10/16	@LOS ANGELES	5-8 L	1-6-0
8	10/17	MINNESOTA	2-8 L	1-7-0
9	10/19	BOSTON	1-4 L	1-8-0
10	10/23	@HARTFORD	0-3 L	1-9-0
11	10/25	@BUFFALO	1-3 L	1-10-0
12	10/26	@NEW JERSEY	0-9 L	1-11-0
13	10/29	@N.Y. ISLANDERS	4-8 L	1-12-0
14	10/31	@PHILADELPHIA	2-5 L	1-13-0
15	11/2	@QUEBEC	3-6 L	1-14-0
16	11/4	@TORONTO	1-4 L	1-15-0
17	11/8	EDMONTON	6-2 W	2-15-0
18	11/9	N.Y. ISLANDERS	4-3 W	3-15-0
19	11/12	BUFFALO	1-7 L	3-16-0
20	11/14	DETROIT	3-3 T	3-17-1
21	11/16	@VANCOUVER	0-1 L	3-18-1
22	11/19	LOS ANGELES	2-3 L*	3-16-1
23	11/22	TORONTO	1-3 L	3-19-1
24	11/23	@LOS ANGELES	4-6 L	3-20-1
25	11/26	VANCOUVER	4-1 W	4-20-1
26	11/29	@EDMONTON	4-4 T	4-20-2
27	11/30	@CALGARY	2-1 W	5-20-2
28	12/3	LOS ANGELES	3-2 W*	6-20-2
29	12/5	PITTSBURGH	0-8 L	6-21-2
30	12/8	@EDMONTON	1-3 L	6-22-2
31	12/10	WINNIPEG	3-3 T	6-22-3
32	12/12	EDMONTON	6-3 W	7-22-3
33	12/14	MINNESOTA	2-3 L	7-23-3
34	12/16	@ N.Y. RANGERS	3-4 L*	7-24-3
35	12/17	@ PITTSBURGH	2-10 L	7-25-3
36	12/19	@ ST. LOUIS	0-4 L	7-26-3
37	12/21	QUEBEC	4-1 W	8-26-3
38	12/26	@LOS ANGELES	3-5 L	8-27-3
39	12/28	VANCOUVER	2-3 L	8-28-3
40	1/3	PHILADELPHIA	3-1 W	9-28-3
41	1/4	MONTREAL	0-1 L*	9-29-3
42	1/7	@VANCOUVER	1-4 L	9-30-3
43	1/8	@CALGARY	3-10 L	9-31-3
44	1/11	@MINNESOTA	4-7 L	9-32-3
45	1/12	@WINNIPEG	4-3 W	10-32-3
46	1/14	@LOS ANGELES	3-3 T	10-32-4
47	1/15	@EDMONTON	2-9 L	10-33-4
48	1/16	CALGARY	2-3 L	10-34-4
49	1/24	EDMONTON	5-2 W	11-34-4
50	1/28	N.Y. RANGERS	2-4 L	11-35-4
51	1/30	ST. LOUIS	2-4 L	11-36-4
52	2/2	@WINNIPEG	0-6 L	11-37-4
53	2/4	HARTFORD	6-5 W	12-37-4
54	2/5	CHICAGO	5-2 W	13-37-4
55	2/9	@WASHINGTON	2-6 L	13-38-4
56	2/12	@MONTREAL	1-6 L	13-39-4
57	2/14	@BUFFALO	6-7 L	13-40-4
58	2/15	@DETROIT	1-11 L	13-41-4
59	2/18	WASHINGTON	2-4 L	13-42-4
60	2/21	VANCOUVER	3-5 L	13-43-4
61	2/23	CALGARY	2-4 L	13-44-4
62	2/26	QUEBEC	7-4 W	14-44-4
63	2/28	MONTREAL	3-3 T	14-44-5
64	3/1	PHILADELPHIA	0-1 L	14-45-5
65	3/4	LOS ANGELES	3-4 L	14-46-5
66	3/6	PITTSBURGH	3-7 L	14-47-5
67	3/8	TORONTO	4-1 W	15-47-5
68	3/10	@ CHICAGO	1-5 L	15-48-5
69	3/11	@ WINNIPEG	0-3 L	15-49-5
70	3/14	NEW JERSEY	3-2 W	16-49-5
71	3/17	DETROIT	4-5 L	16-50-5
72	3/19	@ CALGARY	1-3 L	16-51-5
73	3/21	@ HARTFORD	5-4 W	17-51-5
74	3/23	@ BOSTON	6-7 L	17-52-5
75	3/24	@ NEW JERSEY	3-4 L	17-53-5
76	3/26	@ N.Y. ISLANDERS	4-7 L	17-54-5
77	3/29	@ WINNIPEG	5-6 L	17-55-5
PLAY SUSPENDED 4/1 THRU 4/11 BECAUSE OF NHL PLAYERS' ASSOCIATION STRIKE				
78	4/12	@ EDMONTON	4-6 L	17-56-5
79	4/15	CALGARY	3-4 L	17-57-5
80	4/16	WINNIPEG	3-5 L	17-58-5
* - OVERTIME				

GOALTENDERS

NO	GOALTENDER	GP	MIN	AVG	W	L	T	SO	GA
30	JEFF HACKETT	42	2314	3.84	11	27	1	0	148
31	*WADE FLAHERTY	3	178	4.38	0	3	0	0	13
32	*ARTURS IRBE	13	645	4.47	2	6	3	0	48
1	BRIAN HAYWARD	7	305	4.92	1	4	0	0	25
35	JARMO MYLLYS	27	1374	5.02	3	18	1	0	115
TOTALS		80	4829	4.46	17	58	5	0	359

* - ROOKIE



PLAYOFFS

2006-07 NHL PLAYOFF SUMMARY

CONFERENCE QUARTERFINALS

EASTERN CONFERENCE

SERIES A – Buffalo defeated N.Y. Islanders, 4-1
 SERIES B – New Jersey defeated Tampa Bay, 4-2
 SERIES C – N.Y. Rangers defeated Atlanta, 4-0
 SERIES D – Ottawa defeated Pittsburgh, 4-1

WESTERN CONFERENCE

SERIES E – Detroit defeated Calgary, 4-2
 SERIES F – Anaheim defeated Minnesota, 4-1
 SERIES G – Vancouver defeated Dallas, 4-3
 SERIES H – **SAN JOSE DEFEATED NASHVILLE, 4-1**

CONFERENCE SEMIFINALS

EASTERN CONFERENCE

SERIES I – Buffalo defeated N.Y. Rangers, 4-2
 SERIES J – Ottawa defeated New Jersey, 4-1

WESTERN CONFERENCE

SERIES K – **DETROIT DEFEATED SAN JOSE, 4-2**
 SERIES L – Anaheim defeated Vancouver, 4-1

CONFERENCE FINALS

EASTERN CONFERENCE

SERIES M – Ottawa defeated Buffalo, 4-1

WESTERN CONFERENCE

SERIES N – Anaheim defeated Detroit, 4-2

STANLEY CUP FINALS

SERIES O – Anaheim defeated Ottawa, 4-1

SHARKS 2007 PLAYOFF SCORING

POS	NO	PLAYER	GP	ATOI	G	A	PTS	+/-	PIM	PP	SH	GW	OT	S	PCTG
C	19	THORNTON	11	21:59	1	10	11	2	10	0	0	0	0	23	4.3
L	29	*CLOWE	11	15:19	4	2	6	-2	17	0	0	1	0	14	28.6
R	9	MICHALEK	11	18:49	4	2	6	3	4	0	0	1	0	27	14.8
C	12	MARLEAU	11	18:58	3	3	6	-5	2	1	0	1	0	28	10.7
R	14	CHEECHOO	11	16:24	3	3	6	1	6	1	0	1	0	27	11.1
D	52	RIVET	11	25:18	2	3	5	-5	18	1	0	0	0	21	9.5
D	18	*CARLE	11	14:51	2	3	5	3	0	1	0	1	0	12	16.7
R	25	GRIER	11	17:15	2	2	4	1	27	0	0	0	0	31	6.5
C	34	RISSMILLER	11	12:39	1	3	4	1	0	0	0	1	1	18	5.6
D	4	McLAREN	11	22:46	0	4	4	-2	10	0	0	0	0	7	0.0
C	11	GOC	11	14:49	2	1	2	3	4	0	0	0	0	16	12.5
R	13	GUERIN	9	17:05	0	2	2	-3	12	0	0	0	0	22	0.0
C	37	BROWN	11	12:09	0	2	2	1	2	0	0	0	0	10	0.0
D	22	HANNAN	11	21:42	0	2	2	4	33	0	0	0	0	6	0.0
D	10	EHRHOFF	11	17:47	0	2	2	1	6	0	0	0	0	12	0.0
C	8	*PAVELSKI	6	10:27	1	0	1	2	0	0	0	0	0	6	16.7
R	26	BERNIER	11	10:39	0	1	1	2	2	0	0	0	0	15	0.0
D	44	*VLASIC	11	22:51	0	1	1	5	2	0	0	0	0	3	0.0
C	16	SMITH	3	8:27	0	0	0	0	4	0	0	0	0	7	0.0
L	7	BELL	4	10:16	0	0	0	-2	2	0	0	0	0	2	0.0
G	20	NABOKOV	11	63:42	0	0	0	0	0	0	0	0	0	0	0.0

* — denotes rookie

NO	PLAYER	GP	MINS	AVG	W	L	EN	SO	GA	SV	PCT	G	A	PIM
20	NABOKOV	11	701	2.23	6	5	1	1	26	323	.920	0	0	0
	TOTALS	11	704	2.30	6	5	1	1	27	324	.917			

ALL-TIME SHARKS PLAYOFF SCORING

Players currently on Sharks roster in bold.

RNK	POS	NO	PLAYER	GP	G	A	PTS	+/-	PIM	PP	SH	GW	OT	S	PCTG	P/GM	S/GM
1	C	12,14	Patrick Marleau	73	31	20	51	-4	32	13	1	8	0	157	19.7	0.70	2.15
2	C	25	Vincent Damphousse	53	15	23	38	-6	68	5	3	3	0	119	12.6	0.72	2.25
3	C	18	Mike Ricci	59	14	19	33	8	26	4	0	2	0	77	18.2	0.56	1.31
4	R	11	Owen Nolan	40	15	12	27	-10	54	4	2	5	0	146	10.3	0.68	3.65
5	C	7	Igor Larionov	25	6	21	27	-5	12	0	0	0	0	46	13.0	1.08	1.84
6	R	14	Jonathan Cheechoo	39	11	14	25	4	24	3	0	2	0	107	10.3	0.64	2.74
7	D	2,40	Mike Rathje	71	9	14	23	-14	45	7	0	0	0	61	14.8	0.32	0.86
8	C	19	Joe Thornton	22	3	17	20	-2	22	1	0	1	0	46	6.5	0.91	2.09
9	R	22	Ulf Dahlen	25	11	6	17	-16	0	6	0	2	1	55	20.0	0.68	2.20
10	R	24	Sergei Makarov	25	11	5	16	-1	8	3	0	2	0	34	32.4	0.64	1.36
11	L	17	Scott Thornton	41	10	5	15	4	42	0	0	1	0	76	13.2	0.37	1.85
12	C/L	19	Marco Sturm	38	6	9	15	-4	12	0	0	1	0	72	8.3	0.39	1.89
13	C/L	39,19	Jeff Friesen	34	5	10	15	-15	30	1	0	0	0	72	6.9	0.44	2.12
14	D	6	Sandis Ozolinsh	25	3	12	15	-10	14	1	0	0	0	38	7.9	0.60	1.52
15	D	5,8	Jeff Norton	38	1	14	15	4	39	0	0	0	0	41	2.4	0.39	1.08
16	L/R	15,94	Alexander Korolyuk	34	6	8	14	-2	18	2	0	2	0	62	9.7	0.41	1.82
17	D	43,22	Scott Hannan	58	1	12	13	9	79	1	0	1	0	75	1.3	0.22	1.29
18	L/C	14	Ray Whitney	25	4	8	12	-7	10	0	0	1	1	31	12.9	0.48	1.24
19	R	24	Niklas Sundstrom	30	1	11	12	1	10	0	0	0	0	31	3.2	0.40	1.03
20	D	41	Tom Pederson	24	1	11	12	-20	10	0	1	0	0	48	2.1	0.50	2.00
21	D	7	Brad Stuart	46	3	8	11	-14	27	1	0	0	0	56	5.4	0.24	1.22
22	D	20	Gary Suter	25	2	9	11	-4	20	1	0	1	0	55	3.6	0.44	2.20
23	R	9	Milan Michalek	20	5	6	11	7	12	1	0	1	0	50	10.0	0.55	2.50
24	R	8	Teemu Selanne	18	5	5	10	-1	4	2	0	1	0	40	12.5	0.56	2.22
25	C	27	Todd Elik	14	5	5	10	-5	12	1	0	0	0	45	11.1	0.71	3.21
26	L	10	Johan Garpenlov	14	4	6	10	0	6	0	0	2	0	23	17.4	0.71	1.64
27	R	37, 32	Stephane Matteau	35	2	8	10	-2	16	0	0	0	0	33	6.1	0.29	0.94
28	D	44, 10	Christian Ehrhoff	22	2	8	10	3	24	1	0	1	0	39	5.1	0.45	1.77
29	D	4	Kyle McLaren	38	0	10	10	-1	24	0	0	0	0	26	0.0	0.26	0.68
30	C	13	Jamie Baker	25	5	4	9	-8	42	0	0	2	0	33	15.2	0.36	1.32
31	D	10,33	Marcus Ragnarsson	41	1	8	9	0	40	0	0	0	0	37	2.7	0.22	0.90
32	R	23	Niko Dimitrakos	15	1	8	9	2	8	0	0	1	1	22	4.5	0.60	1.47
33	D	25, 18	Matt Carle	22	2	6	8	4	4	1	0	1	0	25	8.0	0.36	1.14
34	D	42	Tom Preissing	22	1	7	8	0	4	0	0	0	0	25	4.0	0.36	1.14
35	C	57, 11	Marcel Goc	27	3	5	8	4	4	0	0	1	0	26	11.5	0.30	0.96
36	R	17	Pat Falloon	25	4	3	7	-8	6	0	0	0	0	32	12.5	0.28	1.28
37	C	15	Craig Janney	11	3	4	7	-13	4	0	0	1	0	17	17.6	0.64	1.55
38	L	28	Nils Ekman	27	2	5	7	-4	16	1	0	0	0	53	3.8	0.26	1.96
39	R	26	Steve Bernier	22	1	6	7	6	10	1	0	1	0	29	3.4	0.32	1.32
40	C	34	Patrick Rissmiller	22	3	4	7	2	6	0	0	1	1	29	10.3	0.32	1.32
41	D	2	Bill Houlder	12	4	2	6	2	6	3	0	0	0	16	25.0	0.50	1.33
42	L	29	Ryane Clowe	12	4	2	6	-3	17	0	0	1	0	14	28.6	0.50	1.17
43	D	27	Bryan Marchment	40	3	3	6	5	38	0	0	0	0	49	6.1	0.15	1.23
44	R/C	13,9	Todd Harvey	46	2	4	6	-2	30	1	0	0	0	35	5.7	0.13	0.76
45	D	4	Jay More	24	0	6	6	-4	38	0	0	0	0	16	0.0	0.25	0.67
46	L	12	Bob Errey	14	3	2	5	-3	10	1	0	0	0	12	25.0	0.36	0.86
47	D	52	Craig Rivet	11	2	3	5	-5	18	1	0	0	0	21	9.5	0.45	1.91
48	R	15	John MacLean	6	2	3	5	1	4	1	0	0	0	18	11.1	0.83	3.00
49	L	11	Gaetan Duchesne	14	1	4	5	-2	12	0	0	0	0	17	5.9	0.36	1.21
50	R	17	Joe Murphy	12	1	4	5	-1	24	1	0	0	0	31	3.2	0.42	2.58
51	C	9	Bernie Nicholls	6	0	5	5	-2	8	0	0	0	0	6	0.0	0.83	1.00
52	C	16	Mark Smith	24	4	0	4	4	21	1	0	1	0	33	12.1	0.17	1.38
53	L	9	Adam Graves	12	3	1	4	-2	6	0	0	2	0	15	20.0	0.33	1.25
54	R	21	Tony Granato	23	2	2	4	0	20	0	0	0	0	27	7.4	0.17	1.17
55	C	10	Alyn McCauley	17	2	2	4	0	6	0	0	0	0	15	13.3	0.24	0.88
56	C	37	Curtis Brown	28	0	4	4	-4	20	0	0	0	0	33	0.0	0.14	1.18
57	RW	25	Mike Grier	11	2	2	4	1	27	0	0	0	0	31	6.5	0.36	2.82
58	C	12	Ron Sutter	24	1	2	3	-2	28	0	0	0	0	28	3.6	0.13	1.17
59	D	26,44	Vlastimil Kroupa	20	1	2	3	-11	25	0	0	1	0	9	11.1	0.15	0.45
60	L	15,26	Dave Lowry	19	1	2	3	0	24	0	0	0	0	10	10.0	0.16	0.53
61	C	15	Wayne Primeau	17	1	2	3	-7	4	0	0	0	0	28	3.6	0.18	1.65
62	R	37	Rob Gaudreau	14	2	0	2	-1	0	1	1	0	0	14	14.3	0.14	1.00
63	R	36	Jeff Odgers	22	1	1	2	-2	34	0	0	0	0	11	9.1	0.09	0.50
64	L/R	18	Chris Tancill	11	1	1	2	-7	8	0	0	0	0	16	6.3	0.18	1.45
65	C/L	22	Murray Craven	6	1	1	2	-2	0	0	0	0	0	6	16.7	0.33	1.00
66	G	35,20	Evgeni Nabokov	46	0	2	2	0	6	0	0	0	0	0	0.0	0.04	0.00
67	D	2	Jim Kyte	11	0	2	2	-1	14	0	0	0	0	8	0.0	0.18	0.73
68	L	15	Ville Nieminen	11	0	2	2	-1	24	0	0	0	0	18	0.0	0.18	1.64
69	RW	13	Bill Guerin	9	0	2	2	-3	12	0	0	0	0	22	0.0	0.22	2.44
70	D	5	Rob Davison	6	0	2	2	0	4	0	0	0	0	3	0.0	0.33	0.50
71	D	44	Shawn Cronin	23	1	0	1	-2	25	0	0	0	0	6	16.7	0.04	0.26
72	R	22	Ronnie Stern	9	1	0	1	-3	17	0	0	0	0	14	7.1	0.11	1.56
73	D	43	Al Iafate	6	1	0	1	-4	10	1	0	0	0	10	10.0	0.17	1.67
74	D	20	Andrei Zyuzin	6	1	0	1	-2	14	0	0	1	1	6	16.7	0.17	1.00
75	C	8	Joe Pavelski	6	1	0	1	2	0	0	0	0	0	6	16.7	0.17	1.00
76	D	6	Jason Marshall	17	0	1	1	1	25	0	0	0	0	13	0.0	0.06	0.76
77	D	6	Josh Gorges	11	0	1	1	-1	4	0	0	0	0	6	0.0	0.09	0.55
78	G	29	Mike Vernon	11	0	1	1	0	0	0	0	0	0	0	0.0	0.09	0.00
79	D	44	Marc-Edouard Vlasic	11	0	1	1	5	2	0	0	0	0	3	0.0	0.09	0.27
80	R	42	Shean Donovan	7	0	1	1	-3	6	0	0	0	0	7	0.0	0.14	1.00
81	G	32	Arturs Irbe	20	0	0	0	0	16	0	0	0	0	0	0.0	0.00	0.00

ALL-TIME SHARKS PLAYOFF SCORING

continued

RNK	POS	NO	PLAYER	GP	G	A	PTS	+/-	PIM	PP	SH	GW	OT	S	PCTG	P/GM	S/GM
82	G	31	Steve Shields	13	0	0	0	0	0	0	0	0	0	0	0.0	0.00	0.00
83	G	35	Vesa Toskala	11	0	0	0	0	0	0	0	0	0	0	0.0	0.00	0.00
84	R	28	Matt Bradley	10	0	0	0	0	0	0	0	0	0	4	0.0	0.00	0.40
85	G	31	Wade Flaherty	7	0	0	0	0	0	0	0	0	0	0	0.0	0.00	0.00
86	L	28	Shawn Burr	6	0	0	0	-1	8	0	0	0	0	4	0.0	0.00	0.67
87	L	12	Bill Lindsay	6	0	0	0	0	16	0	0	0	0	4	0.0	0.00	0.67
88	L/R	8,12	Kevin Miller	6	0	0	0	-3	2	0	0	0	0	7	0.0	0.00	1.17
89	L	62,23	Andrei Nazarov	6	0	0	0	9	0	0	0	0	0	3	0.0	0.00	0.50
90	D	3	Bob Rouse	6	0	0	0	-1	6	0	0	0	0	4	0.0	0.00	0.67
91	D	5	Jeff Jillson	4	0	0	0	0	0	0	0	0	0	2	0.0	0.00	0.50
92	G	37,34	Miikka Kiprusoff	4	0	0	0	0	0	0	0	0	0	0	0.0	0.00	0.00
93	LW	7	Mark Bell	4	0	0	0	-2	2	0	0	0	0	2	0.0	0.00	0.50
94	D	23	Shawn Heins	2	0	0	0	-1	0	0	0	0	0	2	0.0	0.00	1.00
95	G	29	Jim Waite	2	0	0	0	0	0	0	0	0	0	0	0.0	0.00	0.00
96	D	21	Jim Fahey	2	0	0	0	0	0	0	0	0	0	0	0.0	0.00	0.00
97	G	32	Kelly Hrudey	1	0	0	0	0	0	0	0	0	0	0	0.0	0.00	0.00
TOTALS				267	451	718		1494	72	8	51	52754		9.69			

NO.	GOALTENDER	GPI	MINS	AVG	W	L	EN	SO	GA	SA	SPCT.	G	A	PIM	DECISIONS
34	Miikka Kiprusoff	4	157	1.91	1	1	1	0	5	81	.938	0	0	0	2
35, 20	Evgeni Nabokov	46	2715	2.17	24	20	4	5	98	1223	.920	0	2	6	44
29	Mike Vernon	11	669	2.42	4	7	1	1	27	310	.913	0	1	0	11
35	Vesa Toskala	11	686	2.45	6	5	0	1	28	311	.910	0	0	0	11
32	Kelly Hrudey	1	20	3.00	0	0	0	0	1	6	.833	0	0	0	0
31	Steve Shields	13	756	3.33	5	8	1	0	42	359	.883	0	0	0	13
32	Arturs Irbe	20	1122	4.12	9	11	1	0	77	583	.868	0	0	16	20
31	Wade Flaherty	7	377	4.93	2	3	0	0	31	221	.860	0	0	0	5
TOTALS		5162	3.07	39	45	7	5	264	2480	.894	0	3	22		84

ALL-TIME SHARKS PLAYOFF LEADERS

Players currently on Sharks roster in **bold**.

GAMES PLAYED	
1. Patrick Marleau	73
2. Mike Rathje	71
3. Mike Ricci	59
4. Scott Hannan	58
5. Vincent Damphousse	53
6. Evgeni Nabokov	46
Brad Stuart	46
Todd Harvey	46
9. Scott Thornton	41
Marcus Ragnarsson	41

GOALS	
1. Patrick Marleau	31
2. Vincent Damphousse	15
Owen Nolan	15
4. Mike Ricci	14
5. Jonathan Cheechoo	11
Ulf Dahlen	11
Sergei Makarov	11
8. Scott Thornton	10
9. Mike Rathje	9
10. Alexander Korolyuk	6
Marco Sturm	6
Igor Larionov	6

ASSISTS	
1. Vincent Damphousse	23
2. Igor Larionov	21
3. Patrick Marleau	20
4. Mike Ricci	19
5. Joe Thornton	17
6. Jonathan Cheechoo	14
Mike Rathje	14
Jeff Norton	14

9. Scott Hannan	12
Owen Nolan	12
Sandis Ozolins	12
POINTS	
1. Patrick Marleau	51
2. Vincent Damphousse	38
3. Mike Ricci	33
4. Owen Nolan	27
Igor Larionov	27
6. Jonathan Cheechoo	25
7. Mike Rathje	23
8. Joe Thornton	20
9. Ulf Dahlen	17
10. Sergei Makarov	16

POWER PLAY GOALS	
1. Patrick Marleau	13
2. Mike Rathje	7
3. Ulf Dahlen	6
4. Vincent Damphousse	5
5. Mike Ricci	4
Owen Nolan	4
7. Jonathan Cheechoo	3
Sergei Makarov	3
Bill Houlder	3
10. Alexander Korolyuk	2
Teemu Selanne	2

SHORT HANDED GOALS	
1. Vincent Damphousse	3
2. Owen Nolan	2
3. Patrick Marleau	1
Tom Pederson	1
Rob Gaudreau	1

GAME WINNING GOALS	
1. Patrick Marleau	8
2. Owen Nolan	5
3. Vincent Damphousse	3
4. Jonathan Cheechoo	2
Mike Ricci	2
Alexander Korolyuk	2
Adam Graves	2

PENALTY MINUTES	
1. Scott Hannan	79
2. Vincent Damphousse	68
3. Owen Nolan	54
4. Mike Rathje	45

ALL-TIME SHARKS PLAYOFF LEADERS

continued

Ulf Dahlen	2
Sergei Makarov	2
Johan Garpenlov	2
Jamie Baker	2

OVERTIME GOALS

1. Patrick Rissmiller	1
Niko Dimitrakos	1
Ulf Dahlen	1
Ray Whitney	1
Andrei Zyuzin	1

SHOTS

1. Patrick Marleau	157
2. Owen Nolan	146
3. Vincent Damphousse	119
4. Jonathan Cheechoo	107
5. Mike Ricci	77
6. Scott Thornton	76
7. Scott Hannan	75
8. Marco Sturm	72
Jeff Friesen	72
10. Alexander Korolyuk	62

SHOOTING PERCENTAGE

1. Sergei Makarov	32.4
2. Ryane Clowe	28.6
3. Bill Houlder	25.0
Bob Errey	25.0
5. Adam Graves	20.0
Ulf Dahlen	20.0
7. Patrick Marleau	19.7
8. Mike Ricci	18.2
9. Craig Janney	17.6
10. Johan Garpenlov	17.4

ALL-TIME SHARKS GOALTENDING LEADERS

Players currently on Sharks roster in **bold**.

GAMES PLAYED

1. Evgeni Nabokov	46
2. Arturs Irbe	20
3. Steve Shields	13
4. Vesa Toskala	11
Mike Vernon	11
6. Wade Flaherty	7
7. Miikka Kiprusoff	4
8. Kelly Hrudey	1

MINUTES

1. Evgeni Nabokov	2715
2. Arturs Irbe	1122
3. Steve Shields	756
4. Vesa Toskala	686
5. Mike Vernon	669
6. Wade Flaherty	377
7. Miikka Kiprusoff	157
8. Kelly Hrudey	20

GOALS-AGAINST AVERAGE (Min. 3 GP)

1. Miikka Kiprusoff	1.91
2. Evgeni Nabokov	2.17
3. Mike Vernon	2.42
4. Vesa Toskala	2.45
5. Steve Shields	3.33
6. Arturs Irbe	4.12
7. Wade Flaherty	4.93

WINS

1. Evgeni Nabokov	24
2. Arturs Irbe	9
3. Vesa Toskala	6
4. Steve Shields	5
5. Mike Vernon	4
6. Wade Flaherty	2
7. Miikka Kiprusoff	1

DECISIONS

1. Evgeni Nabokov	44
2. Arturs Irbe	20
3. Steve Shields	13
4. Vesa Toskala	11
Mike Vernon	11
6. Wade Flaherty	5
7. Miikka Kiprusoff	2



Mike Vernon

EMPTY NET GOALS

1. Evgeni Nabokov	4
2. Miikka Kiprusoff	1
Arturs Irbe	1
Steve Shields	1
Mike Vernon	1

SHUTOUTS

1. Evgeni Nabokov	5
2. Vesa Toskala	1
Mike Vernon	1

GOALS ALLOWED

1. Evgeni Nabokov	98
2. Arturs Irbe	77
3. Steve Shields	42
4. Wade Flaherty	31
5. Vesa Toskala	28
6. Mike Vernon	27
7. Miikka Kiprusoff	5
8. Kelly Hrudey	1

SHOTS AGAINST

1. Evgeni Nabokov	1223
2. Arturs Irbe	583

3. Steve Shields	359
4. Vesa Toskala	311
5. Mike Vernon	310
6. Wade Flaherty	221
7. Miikka Kiprusoff	81
8. Kelly Hrudey	6

SAVE PERCENTAGE (Min. 3 GP)

1. Miikka Kiprusoff	.938
2. Evgeni Nabokov	.920
3. Mike Vernon	.913
4. Vesa Toskala	.910
5. Steve Shields	.883
6. Arturs Irbe	.868
7. Wade Flaherty	.860

ASSISTS

1. Evgeni Nabokov	2
2. Mike Vernon	1

PENALTY MINUTES

1. Arturs Irbe	16
2. Evgeni Nabokov	6

SHARKS ALL-TIME PLAYOFF RECORD BY GAME OF A SERIES

GAME ONE

DATE	OPPONENT	ROUND	LOCATION	SCORE	OT	GWG	GOALTENDERS (SJ/OPP)
4/18/94	Detroit	WQF	Joe Louis Arena	5-4 W	-	Kroupa	Irbe/Essensa
5/2/94	Toronto	WSF	Maple Leaf Gardens	3-2 W	-	Garpenlov	Irbe/Potvin
5/7/95	Calgary	WQF	Saddledome	5-4 W	-	Baker	Irbe/Tabaracci-KIDD
5/21/95	Detroit	WSF	Joe Louis Arena	0-6 L	-	Ciccarelli	Flaherty/Vernon
4/22/98	Dallas	WQF	Reunion Arena	1-4 L	-	Lind	Vernon/Belfour
4/24/99	Colorado	WQF	San Jose Arena	1-3 L	-	Ozolinish	Vernon/Roy
4/12/00	St. Louis	WQF	Kiel Center	3-5 L	-	Pronger	Shields/Turek
4/28/00	Dallas	WSF	Reunion Arena	0-4 L	-	Gavey	Shields/Belfour
4/12/01	St. Louis	WQF	Savvis Center	1-3 L	-	Young	Nabokov/Turek
4/12/02	Phoenix	WQF	Compaq Center	2-1 W	-	Marleau	Nabokov/Burke
5/1/02	Colorado	WSF	Pepsi Center	6-3 W	-	Marleau	Nabokov/Roy
4/08/04	St. Louis	WQF	HP Pavilion	1-0 W OT	9:16	Dimitrakos	Nabokov/Osgood
4/22/04	Colorado	WSF	HP Pavilion	5-2 W	-	Hannan	Nabokov/AEBISCHER-Salo
5/09/04	Calgary	WCF	HP Pavilion	3-4 L OT	18:43	Montador	Nabokov/Kiprusoff
4/21/06	Nashville	WQF	Gaylord Ent. Center	3-4 L	-	Hall	Toskala/Mason
5/7/06	Edmonton	WSF	HP Pavilion	2-1 W	-	Ehrhoff	Toskala/Roloson
4/11/07	Nashville	WQF	Nashville Arena	5-4 W 2OT	8:14	Rissmiller	Nabokov/Vokoun
4/26/07	Detroit	WSF	Joe Louis Arena	2-0 W	-	Carle	Nabokov/Hasek

All-Time Game One Record: 10-8

GAME TWO

DATE	OPPONENT	ROUND	LOCATION	SCORE	OT	GWG	GOALTENDERS (SJ/OPP)
4/20/94	Detroit	WQF	Joe Louis Arena	0-4 L	-	Burr	Irbe/Osgood
5/4/94	Toronto	WSF	Maple Leaf Gardens	1-5 L	-	Gartner	Irbe/Potvin
5/9/95	Calgary	WQF	Saddledome	5-4 W OT	12:21	Dahlen	Irbe/Kidd
5/23/95	Detroit	WSF	Joe Louis Arena	2-6 L	-	Yzerman	Irbe/Vernon
4/24/98	Dallas	WQF	Reunion Arena	2-5 L	-	Verbeek	VERNON-Hrudey/Belfour
4/26/99	Colorado	WQF	San Jose Arena	1-2 L OT	7:53	Hejduk	Vernon/Roy
4/15/00	St. Louis	WQF	Kiel Center	4-2 W	-	Ricci	Shields/Turek
4/30/00	Dallas	WSF	Reunion Arena	0-1 L	-	Modano	Shields/Belfour
4/14/01	St. Louis	WQF	Savvis Center	1-0 W	-	Thornton	Nabokov/Turek
4/20/02	Phoenix	WQF	Compaq Center	1-3 L	-	Briere	Nabokov/Burke
5/4/02	Colorado	WSF	Pepsi Center	2-8 L	-	Forsberg	NABOKOV-Kiprusoff/Roy
4/10/04	St. Louis	WQF	HP Pavilion	3-1 W	-	Marleau	Nabokov-OSGOOD/Divis
4/24/04	Colorado	WSF	HP Pavilion	4-1 W	-	Marleau	Nabokov/Aebischer
5/11/04	Calgary	WCF	HP Pavilion	1-4 L	-	Donovan	Nabokov/Kiprusoff
4/23/06	Nashville	WQF	Gaylord Ent. Center	3-0 W	-	Cheechoo	Toskala/Mason
5/8/06	Edmonton	WSF	HP Pavilion	2-1 W	-	J. Thornton	Toskala/Roloson
4/13/07	Nashville	WQF	Nashville Arena	2-5 L	-	Dumont	Nabokov/Vokoun
4/28/07	Detroit	WSF	Joe Louis Arena	2-3 L	-	Datsyuk	Nabokov/Hasek

All-Time Game Two Record: 7-11

GAME THREE

DATE	OPPONENT	ROUND	LOCATION	SCORE	OT	GWG	GOALTENDERS (SJ/OPP)
4/22/94	Detroit	WQF	San Jose Arena	2-3 L	-	Burr	Irbe/Osgood
5/6/94	Toronto	WSF	San Jose Arena	5-2 W	-	Dahlen	Irbe/POTVIN-Rhodes
5/11/95	Calgary	WQF	San Jose Arena	2-9 L	-	Sullivan	IRBE-Flaherty/Kidd
5/25/95	Detroit	WSF	San Jose Arena	2-6 L	-	S. Kozlov	Flaherty/Vernon
4/26/98	Dallas	WQF	San Jose Arena	4-1 W	-	Nolan	Vernon/BELFOUR-Fernandez
4/28/99	Colorado	WQF	McNichols Arena	4-2 W	-	Sturm	Vernon/Roy
4/17/00	St. Louis	WQF	San Jose Arena	2-1 W	-	Nolan	Shields/Turek
5/2/00	Dallas	WSF	San Jose Arena	2-1 W	-	Nolan	Shields/Belfour
4/16/01	St. Louis	WQF	Compaq Center	3-6 L	-	Drake	NABOKOV-Kiprusoff/Turek
4/22/02	Phoenix	WQF	America West Arena	4-1 W	-	Graves	Nabokov/Burke
5/6/02	Colorado	WSF	Compaq Center	6-4 W	-	Marleau	Nabokov/Roy
4/12/04	St. Louis	WQF	Savvis Center	1-4 L	-	Drake	Nabokov/Osgood
4/26/04	Colorado	WSF	Pepsi Center	1-0 W	-	Damphousse	Nabokov/Aebischer
5/13/04	Calgary	WCF	Pengrowth Saddledome	3-0 W	-	Damphousse	Nabokov/Kiprusoff
4/25/06	Nashville	WQF	HP Pavilion	4-1 W	-	Bernier	Toskala/Mason
5/10/06	Edmonton	WSF	Retall Place	2-3 L 3OT	2:24	Horcoff	Toskala/Roloson
4/16/07	Nashville	WQF	HP Pavilion	3-1 W	-	Clowe	Nabokov/Vokoun
4/30/07	Detroit	WSF	HP Pavilion	2-1 W	-	Cheechoo	Nabokov/Hasek

All-Time Game Three Record: 12-6

GAME FOUR

DATE	OPPONENT	ROUND	LOCATION	SCORE	OT	GWG	GOALTENDERS (SJ/OPP)
4/23/94	Detroit	WQF	San Jose Arena	4-3 W	-	Makarov	Irbe/Osgood
5/8/94	Toronto	WSF	San Jose Arena	3-8 L	-	Clark	IRBE-Waite/Potvin
5/13/95	Calgary	WQF	San Jose Arena	4-6 L	-	Reichel	Irbe/Kidd
5/27/95	Detroit	WSF	San Jose Arena	2-6 L*	-	Brown	Flaherty/Vernon
4/28/98	Dallas	WQF	San Jose Arena	1-0 W OT	6:31	Zyuzin	Vernon/Belfour
4/30/99	Colorado	WQF	McNichols Arena	7-3 W	-	Korolyuk	Vernon/ROY-Billington
4/19/00	St. Louis	WQF	San Jose Arena	3-2 W	-	Suter	Shields/Turek
5/5/00	Dallas	WSF	San Jose Arena	5-4 L	-	Nieuwendyk	Shields/Belfour
4/17/01	St. Louis	WQF	Compaq Center	3-2 W	-	Nolan	Kiprusoff/Turek
4/24/02	Phoenix	WQF	America West Arena	2-1 W	-	Ricci	Nabokov/Burke
5/8/02	Colorado	WSF	Compaq Center	1-4 L	-	Sakic	Nabokov/Roy
4/13/04	St. Louis	WQF	Savvis Center	4-3 W	-	Korolyuk	Nabokov/Osgood
4/28/04	Colorado	WSF	Pepsi Center	0-1 L OT	5:15	Sakic	Nabokov/Aebischer
5/16/04	Calgary	WCF	Pengrowth Saddledome	4-1 W	-	Damphousse	Nabokov/KIPRUSOFF-Turek
4/27/06	Nashville	WQF	HP Pavilion	5-4 W	-	Marleau	Toskala/Mason
5/12/06	Edmonton	WSF	Rexall Place	3-6 L	-	J. Smith	Toskala/Roloson
4/18/07	Nashville	WQF	HP Pavilion	3-2 W	-	Michalek	Nabokov/Vokoun
5/2/07	Detroit	WSF	HP Pavilion	2-3 L OT	16:04	Schneider	Nabokov/Hasek

All-Time Game Four Record: 10-8**GAME FIVE**

DATE	OPPONENT	ROUND	LOCATION	SCORE	OT	GWG	GOALTENDERS (SJ/OPP)
4/26/94	Detroit	WQF	San Jose Arena	6-4 W	-	Garpenlov	Irbe/OSG000-Essensa
5/10/94	Toronto	WSF	San Jose Arena	5-2 W	-	Makarov	Irbe/Potvin
5/15/95	Calgary	WQF	Saddledome	0-5 L	-	Nieuwendyk	IRBE, Flaherty/Kidd
4/30/98	Dallas	WQF	Reunion Arena	2-3 L	-	Modano	Vernon/Belfour
5/1/99	Colorado	WQF	McNichols Arena	2-6 L	-	Sakic	Shields/Roy
4/21/00	St. Louis	WQF	Kiel Center	3-5 L	-	Pronger	Shields/Turek
5/7/00	Dallas	WSF	Reunion Arena	1-4 L*	-	Thornnton	Shields/Belfour
4/19/01	St. Louis	WQF	Savvis Center	2-3 L OT	9:54	Salvador	Kiprusoff/Turek
4/26/02	Phoenix	WQF	Compaq Center	4-1 W*	-	Graves	Nabokov/Burke
5/11/02	Colorado	WSF	Pepsi Center	5-3 W	-	Selanne	Nabokov/Roy
4/15/04	St. Louis	WQF	HP Pavilion	3-1 W	-	Smith	Nabokov/Osgood
5/01/04	Colorado	WSF	HP Pavilion	1-2 L OT	1:54	Sakic	Nabokov/Aebischer
5/17/04	Calgary	WCF	HP Pavilion	0-3 L	-	Iginla	Nabokov/Kiprusoff
4/30/06	Nashville	WQF	Gaylord Ent. Center	2-1 W*	-	Marleau	Toskala/Mason
5/14/06	Edmonton	WSF	HP Pavilion	3-6 L	-	Pisani	Toskala/Roloson
4/20/07	Nashville	WQF	Nashville Arena	3-2 W*	-	Marleau	Nabokov/Vokoun
5/5/07	Detroit	WSF	Joe Louis Arena	1-4 L	-	Datsyuk	Nabokov/Hasek

All-Time Game Five Record: 7-10**GAME SIX**

DATE	OPPONENT	ROUND	LOCATION	SCORE	OT	GWG	GOALTENDERS (SJ/OPP)
4/28/94	Detroit	WQF	Joe Louis Arena	1-7 L	-	Chiasson	IRBE, Waite/Osgood
5/12/94	Toronto	WSF	Maple Leaf Gardens	2-3 L OT	8:53	Gartner	Irbe/Potvin
5/17/95	Calgary	WQF	San Jose Arena	5-3 W	-	Janney	Flaherty/Kidd
5/2/98	Dallas	WQF	San Jose Arena	2-3 L OT*	3:43	Keane	Vernon/Belfour
5/3/99	Colorado	WQF	San Jose Arena	2-3 L OT*	13:12	Hejduk	Vernon/Roy
4/23/00	St. Louis	WQF	San Jose Arena	2-6 L	-	Hecht	SHIELDS-Nabokov/Turek
4/21/01	St. Louis	WQF	Compaq Center	1-2 L*	-	Demitra	Nabokov/Turek
5/13/02	Colorado	WSF	Compaq Center	1-2 L OT	2:47	Forsberg	Nabokov/Roy
5/04/04	Colorado	WSF	Pepsi Center	3-1 W*	-	Goc	Nabokov/Aebischer
5/19/04	Calgary	WCF	Pengrowth Saddledome	1-3 L*	-	Gelinas	Nabokov/Kiprusoff
5/17/06	Edmonton	WSF	Rexall Place	0-2 L*	-	Peca	Toskala/Roloson
5/7/07	Detroit	WSF	HP Pavilion	0-2 L*	-	Samuelsson	Nabokov/Hasek

All-Time Game Six Record: 2-10**GAME SEVEN**

DATE	OPPONENT	ROUND	LOCATION	SCORE	OT	GWG	GOALTENDERS (SJ/OPP)
4/30/94	Detroit	WQF	Joe Louis Arena	3-2 W*	-	Baker	Irbe/Osgood
5/14/94	Toronto	WSF	Maple Leaf Gardens	2-4 L*	-	Osborne	Irbe/Potvin
5/19/95	Calgary	WQF	Saddledome	5-4 W (20T)*	21:54	Whitney	Flaherty/Kidd
4/25/00	St. Louis	WQF	Kiel Center	3-1 W*	-	Nolan	Shields/Turek
5/15/02	Colorado	WSF	Pepsi Center	0-1 L*	-	Forsberg	Nabokov/Roy

All-Time Game Seven Record: 3-2

WCF = Western Conference Finals

WQF = Western Conference Quarterfinals

WSF = Western Conference Semifinals

* = Series-clinching game

GOALTENDER IN CAPS received the decision (win or loss)

SHARKS ALL-TIME PLAYOFF RECORD

SERIES	WON	LOST	GP	W	L	GF	GA
18	8	10	106	51	55	267	325

SHARKS PLAYOFF RECORD BY TEAMS

CALGARY FLAMES

SERIES	WON	LOST	GP	W	L	GF	GA	PP	PK
2003-04 WCF	0	1	6	2	4	12	16	3/25	21/23
1994-95 WQF	1	0	7	4	3	26	35	6/31	24/31
TOTALS	1	1	13	6	7	38	51	9/56	45/54

1994-95 WQF - San Jose defeated Calgary, 4-3

2003-04 WCF - Calgary defeated San Jose, 4-2

COLORADO AVALANCHE

SERIES	WON	LOST	GP	W	L	GF	GA	PP	PK
2003-04 WSF	1	0	6	4	2	14	7	4/25	24/27
2001-02 WSF	0	1	7	3	4	21	25	3/21	19/23
1998-99 WQF	0	1	6	2	4	17	19	7/41	35/42
TOTALS	1	2	19	9	10	52	51	14/87	78/92

1998-99 WQF - Colorado defeated San Jose, 4-2

2001-02 WSF - Colorado defeated San Jose, 4-3

2003-04 WSF - San Jose defeated Colorado, 4-2

DALLAS STARS

SERIES	WON	LOST	GP	W	L	GF	GA	PP	PK
1999-00 WQF	0	1	5	1	4	7	15	4/28	16/21
1997-98 WSF	0	1	6	2	4	12	16	6/36	31/38
TOTALS	0	2	11	3	8	19	31	10/64	47/59

1997-98 WQF - Dallas defeated San Jose, 4-2

1999-00 WSF - Dallas defeated San Jose, 4-1

DETROIT RED WINGS

SERIES	WON	LOST	GP	W	L	GF	GA	PP	PK
2006-07 WSF	0	1	6	2	4	9	13	2/27	20/25
1994-95 WSF	0	1	4	0	4	6	24	3/17	9/15
1993-94 WQF	1	0	7	4	3	21	27	6/36	30/35
TOTALS	1	2	17	6	11	36	64	11/80	59/75

2006-07 WSF - Detroit defeated San Jose, 4-2

1994-95 WSF - Detroit defeated San Jose, 4-0

1993-94 WQF - San Jose defeated Detroit, 4-3

EDMONTON OILERS

SERIES	WON	LOST	GP	W	L	GF	GA	PP	PK
2005-06 WSF	0	1	6	2	4	12	19	2/35	24/29
TOTALS	0	1	6	2	4	12	19	2/35	24/29

2005-06 WSF - Edmonton defeated San Jose, 4-2

NASHVILLE PREDATORS

SERIES	WON	LOST	GP	W	L	GF	GA	PP	PK
2006-07 WQF	1	0	5	4	1	16	14	2/30	19/22
2005-06 WQF	1	0	5	4	1	17	10	9/37	26/34
TOTALS	2	0	10	8	2	33	24	11/67	45/56

2006-07 WQF - San Jose defeated Nashville, 4-1

2005-06 WQF - San Jose defeated Nashville, 4-1

PHOENIX COYOTES

SERIES	WON	LOST	GP	W	L	GF	GA	PP	PK
2001-02 WQF	1	0	5	4	1	13	7	2/24	24/25
TOTALS	1	0	5	4	1	13	7	2/24	24/25

2001-02 WQF - San Jose defeated Phoenix, 4-1

SHARKS PLAYOFF RECORD BY TEAMS

CONTINUED

ST. LOUIS BLUES

SERIES	WON	LOST	GP	W	L	GF	GA	PP	PK
2003-04 WQF	1	0	5	4	1	12	9	3/31	23/24
2000-01 WQF	0	1	6	2	4	11	16	0/22	22/27
1999-00 WQF	1	0	7	4	3	20	22	6/35	31/39
TOTALS	2	1	18	10	8	43	47	9/88	76/90

1999-00 WQF - San Jose defeated St. Louis, 4-3

2000-01 WQF - St. Louis defeated San Jose, 4-2

2002-03 WQF - San Jose defeated St. Louis, 4-1

TORONTO MAPLE LEAFS

SERIES	WON	LOST	GP	W	L	GF	GA	PP	PK
1993-94 WSF	0	1	7	3	4	21	26	3/38	18/26
TOTALS	0	1	7	3	4	21	26	3/38	18/26

1993-94 WSF - Toronto defeated San Jose, 4-3

WCF = Western Conference Finals

WQF = Western Conference Quarterfinals

WSF = Western Conference Semifinals

SHARKS OVERTIME PLAYOFF GAMES (14)

Record: 5-11

DATE	SERIES/ GAME #	VS.	SITE	GWG	TIME	SCORE	SERIES WINNER
5/12/94	WSF/6	TOR	Maple Leaf Gardens	Mike Gartner	8:53	2-3 L	Toronto 4-3
5/09/95	WQF/2	CGY	Saddledome	Ulf Dahlen	12:21	5-4 W	San Jose, 4-3
5/19/95	WQF/7	CGY	Saddledome	Ray Whitney	21:54 20T	5-4 W	San Jose, 4-3
4/28/98	WQF/4	DAL	San Jose Arena	Andrei Zyuzin	6:31	1-0 W	Dallas, 4-2
5/02/98	WQF/6	DAL	San Jose Arena	Mike Keane	3:43	2-3 L	Dallas, 4-2
4/24/99	WQF/2	COL	San Jose Arena	Milan Hejduk	7:53	1-2 L	Colorado, 4-2
5/03/99	WQF/6	COL	San Jose Arena	Milan Hejduk	13:12	2-3 L	Colorado, 4-2
4/21/01	WQF/5	STL	Savvis Center	Bryce Salvador	9:54	2-3 L	St. Louis, 4-2
5/13/02	WSF/6	COL	Compaq Center	Peter Forsberg	2:47	1-2 L	Colorado, 4-3
4/08/04	WQF/1	STL	HP Pavilion	Niko Dimitrakos	9:16	1-0 W	San Jose, 4-1
4/28/04	WSF/4	COL	Pepsi Center	Joe Sakic	5:15	0-1 L	San Jose, 4-2
5/01/04	WSF/5	COL	HP Pavilion	Joe Sakic	1:54	1-2 L	San Jose, 4-2
5/09/04	WCF/1	CGY	HP Pavilion	Steve Montador	18:43	3-4 L	Calgary, 4-2
5/10/06	WSF/3	EDM	Rexall Place	Shawn Horcoff	2:24 30T	2-3 L	Edmonton, 4-2
4/11/07	WQF/1	NSH	Nashville Arena	Patrick Rissmiller	8:14 20T	5-4 W	San Jose, 4-1
5/2/07	WSF/4	DET	HP Pavilion	Mathieu Schneider	16:04	2-3 L	Detroit, 4-2

SHARKS PLAYOFF HAT TRICKS (4)

DATE	SERIES/ GAME #	VS.	SITE	GWG	SCORE	SERIES WINNER
5/6/94	WSF/3	TOR	San Jose Arena	Ulf Dahlen	5-2 W	Toronto, 4-3
4/10/04	WQF/2	STL	HP Pavilion	Patrick Marleau	3-1 W	San Jose, 4-1
4/22/04	WSF/1	COL	HP Pavilion	Patrick Marleau	5-2 W	San Jose, 4-2
4/27/06	WQF/4	NSH	HP Pavilion	Patrick Marleau	5-4 W	San Jose, 4-1

OPPONENT PLAYOFF HAT TRICKS (4)

DATE	SERIES/ GAME #	VS.	SITE	GWG	SCORE	SERIES WINNER
5/11/95	WQF/3	CGY	San Jose Arena	Mike Sullivan	2-9 L	San Jose, 4-3
5/13/95	WQF/4	CGY	San Jose Arena	T. Fleury (4 G)	4-6 L	San Jose, 4-3
4/23/00	WQF/6	STL	San Jose Arena	Scott Young	2-6 L	San Jose, 4-3
4/12/04	WQF/3	STL	Savvis Center	Mike Sillinger	1-4 L	San Jose, 4-1

SHARKS PLAYOFF SHUTOUTS (7)

DATE	SERIES/ GAME #	VS.	SITE	GOALTENDER	SAVES	SCORE	SERIES WINNER
4/28/98	WQF/4	DAL	San Jose Arena	Mike Vernon	26	1-0 OT	Dallas, 4-2
4/14/01	WQF/2	STL	Savvis Center	Evgeni Nabokov	28	1-0	St. Louis, 4-2
4/09/04	WQF/1	STL	HP Pavilion	Evgeni Nabokov	26	1-0 OT	San Jose, 4-1
4/26/04	WSF/3	COL	Pepsi Center	Evgeni Nabokov	33	1-0	San Jose, 4-2
5/13/04	WCF/3	CGY	Pengrowth Saddledome	Evgeni Nabokov	34	3-0	Calgary, 4-2
4/23/06	WQF/2	NSH	Gaylord Ent. Center	Vesa Toskala	25	3-0	San Jose, 4-1
4/26/07	WSF/1	DET	Joe Louis Arena	Evgeni Nabokov	34	2-0	Detroit, 4-2

OPPONENT PLAYOFF SHUTOUTS (10)

DATE	SERIES/ GAME #	VS.	SITE	GOALTENDER	SAVES	SCORE	SERIES WINNER
4/20/94	WQF/2	DET	Joe Louis Arena	Chris Osgood	22	0-4 L	San Jose, 4-3
5/15/95	WQF/5	CGY	Saddledome	Trevor Kidd	25	0-5 L	San Jose, 4-3
5/21/95	WSF/1	DET	Joe Louis Arena	Mike Vernon	15	0-6 L	Detroit, 4-0
4/28/00	WSF/1	DAL	Reunion Arena	Ed Belfour	18	0-4 L	Dallas, 4-2
4/30/00	WSF/2	DAL	Reunion Arena	Ed Belfour	19	0-1 L	Dallas, 4-2
5/15/02	WSF/6	COL	Pepsi Center	Patrick Roy	27	0-1 L	Colorado, 4-3
4/28/04	WSF/4	COL	Pepsi Center	David Aebischer	27	0-1 L OT	San Jose, 4-2
5/15/04	WCF/5	CGY	HP Pavilion	Miikka Kiprusoff	19	0-3 L	Calgary, 4-2
5/17/06	WSF/6	EDM	Rexall Place	Dwayne Roloson	24	0-2 L	Edmonton, 4-2
5/7/07	WSF/6	DET	HP Pavilion	Dominik Hasek	28	0-2 L	Detroit, 4-2

SHARKS PLAYOFF SCORING LEADERS BY YEAR

YEAR	GOALS	ASSISTS	POINTS	PIM
2006-07	Ryane Clowe (4) Milan Michalek	Joe Thornton (10)	Joe Thornton (11)	Scott Hannan (33)
2005-06	Patrick Marleau (9)	Joe Thornton (7)	Patrick Marleau (14)	Ville Nieminen (24)
2003-04	Patrick Marleau (8)	Niko Dimitrakos (8)	V. Damphousse (14)	Jason Marshall (25)
2001-02	Patrick Marleau (6) Owen Nolan	Mike Ricci (6) V. Damphousse Niklas Sundstrom	Patrick Marleau (11) Todd Harvey	V. Damphousse (12) Scott Hannan Marcus Ragnarsson
2000-01	Scott Thornton (3)	Stephane Matteau (3) Mike Ricci Niklas Sundstrom	Stephane Matteau (4)	Bill Lindsay (16)
1999-00	Owen Nolan (8)	V. Damphousse (7)	Owen Nolan (10)	V. Damphousse (16)
1998-99	V. Damphousse (2) Bill Houlder	Jeff Norton (7)	Jeff Norton (7)	Jeff Friesen (14)
1997-98	John MacLean (2) Owen Nolan	Bernie Nicholls (5)	John MacLean (5) Bernie Nicholls	Owen Nolan (26)
1994-95	Ulf Dahlen (5) Mike Rathje	Igor Larionov (8)	Ulf Dahlen (9) Igor Larionov	Jeff Odgers (23)
1993-94	Sergei Makarov (8)	Igor Larionov (13)	Igor Larionov (18)	Jay More (32)

SHARKS PLAYOFF GOALTENDING LEADERS BY YEAR

YEAR	GAMES PLAYED	DECISIONS	WINS	SAVES
2006-07	Evgeni Nabokov (11)	Evgeni Nabokov (11)	Evgeni Nabokov (6)	Evgeni Nabokov (323)
2005-06	Vesa Toskala (11)	Vesa Toskala (11)	Vesa Toskala (6)	Vesa Toskala (311)
2003-04	Evgeni Nabokov (17)	Evgeni Nabokov (17)	Evgeni Nabokov (10)	Evgeni Nabokov (431)
2001-02	Evgeni Nabokov (12)	Evgeni Nabokov (12)	Evgeni Nabokov (7)	Evgeni Nabokov (291)
2000-01	Evgeni Nabokov (4)	Evgeni Nabokov (4)	Evgeni Nabokov (1) Miikka Kiprusoff	Evgeni Nabokov (93)
1999-00	Steve Shields (12)	Steve Shields (12)	Steve Shields (5)	Steve Shields (287)
1998-99	Mike Vernon (5)	Mike Vernon (5)	Mike Vernon (2)	Mike Vernon (172)
1997-98	Mike Vernon (6)	Mike Vernon (6)	Mike Vernon (2)	Mike Vernon (124)
1994-95	Wade Flaherty (7)	Arturs Irbe (6)	Wade Flaherty (2) Arturs Irbe	Wade Flaherty (190)
1993-94	Arturs Irbe (14)	Arturs Irbe (14)	Arturs Irbe (7)	Arturs Irbe (349)

SHARKS ALL-TIME PLAYOFF SPECIAL TEAMS

YEAR		PP	PCT.	RANK	PK	PCT.	RANK
2006-07	Overall	4/57	7.0%	14th NHL	39/47	83.0%	10th NHL
	Home	1/25	4.0%	15th NHL	14/18	77.8%	14th NHL
	Road	3/32	9.4%	10th NHL	25/29	86.2%	7th NHL
2005-06	Overall	11/72	15.3%	10th NHL	11/62	80.6%	10th NHL
	Home	5/34	14.7%	10th NHL	20/25	80.0%	11th NHL
	Road	6/38	15.8%	7th NHL	30/37	81.1%	11th NHL
2003-04	Overall	11/81	13.6%	7th NHL	66/72	91.7%	3rd NHL
	Home	7/51	13.7%	8th NHL	34/36	94.4%	4th NHL
	Road	4/30	13.6%	6th NHL	32/36	88.9%	9th NHL
2001-02	Overall	5/48	10.4%	12th NHL	43/48	89.6%	3rd NHL
	Home	4/27	14.8%	9th NHL	18/20	90.0%	5th NHL
	Road	1/21	4.8%	15th NHL	25/28	89.3%	4th NHL
2000-01	Overall	0/22	0.0%	16th NHL	22/27	81.4%	10th NHL
	Home	0/12	0.0%	16th NHL	8/12	66.7%	16th NHL
	Road	0/10	0.0%	16th NHL	14/15	93.3%	2nd NHL
1999-00	Overall	10/63	15.9%	7th NHL	48/61	78.7%	13th NHL
	Home	5/27	18.5%	8th NHL	21/25	84.0%	9th NHL
	Road	5/36	13.9%	9th NHL	27/36	75.0%	14th NHL
1998-99	Overall	7/41	17.1%	7th NHL	35/42	83.3%	9th NHL
	Home	2/18	11.1%	12th NHL	14/18	77.8%	12th NHL
	Road	5/23	21.7%	4th NHL	21/24	87.5%	6th NHL
1997-98	Overall	6/36	16.7%	4th NHL	31/38	81.6%	13th NHL
	Home	4/20	20.0%	3rd NHL	7/8	87.5%	T-5th NHL
	Road	2/16	12.5%	9th NHL	24/30	80.0%	12th NHL
1994-95	Overall	9/48	18.8%	8th NHL	33/46	71.7%	14th NHL
	Home	4/24	16.7%	7th NHL	18/21	85.7%	4th NHL
	Road	5/24	20.8%	4th NHL	15/25	60.0%	16th NHL
1993-94	Overall	9/74	12.2%	11th NHL	48/61	78.7%	11th NHL
	Home	7/36	19.4%	7th NHL	18/22	81.8%	T-11th NHL
	Road	2/38	5.3%	T-13th NHL	30/39	76.9%	13th NHL

SHARKS PLAYOFF RESULTS BY YEAR

2006-07	Western Quarterfinals Western Semifinals	SAN JOSE (#5 seed) defeated Nashville (#4 seed) 4-1 Detroit (#1 seed) defeated SAN JOSE (#5 seed) 4-2
2005-06	Western Quarterfinals Western Semifinals	SAN JOSE (#5 seed) defeated Nashville (#4 seed), 4-1 Edmonton (#8 seed) defeated SAN JOSE (#5 seed), 4-2
2003-04	Western Quarterfinals Western Semifinals Western Conference Finals	SAN JOSE (#2 seed) defeated St. Louis (#7 seed), 4-1 SAN JOSE (#2 seed) defeated Colorado (#4 seed), 4-2 Calgary (#6 seed) defeated SAN JOSE (#2 seed), 4-2
2001-02	Western Quarterfinals Western Semifinals	SAN JOSE (#3 seed) defeated Phoenix (#6 seed), 4-1 Colorado (#2 seed) defeated SAN JOSE (#3 seed), 4-3
2000-01	Western Quarterfinals	St. Louis (#4 seed) defeated SAN JOSE (#5 seed), 4-2
1999-00	Western Quarterfinals Western Semifinals	SAN JOSE (#8 seed) defeated St. Louis (#1 seed), 4-3 Dallas (#2 seed) defeated SAN JOSE (#8 seed), 4-1
1998-99	Western Quarterfinals	Colorado (#2 seed) defeated SAN JOSE (#7 seed), 4-2
1997-98	Western Quarterfinals	Dallas (#1 seed) defeated SAN JOSE (#8 seed), 4-2
1994-95	Western Quarterfinals Western Semifinals	SAN JOSE (#7 seed) defeated Calgary (#2 seed), 4-3 Detroit (#1 seed) defeated SAN JOSE (#7 seed), 4-0
1993-94	Western Quarterfinals Western Semifinals	SAN JOSE (#8 seed) defeated Detroit (#1 seed), 4-3 Toronto (#3 seed) defeated SAN JOSE (#8 seed), 4-3

SHARKS WHEN FACING ELIMINATION

Possible Playoff Elimination Games Played: 14

Team Record: 4-10

DATE	OPPONENT	SITE	ROUND/GAME #	SCORE	GWG
4/30/94	Detroit	Joe Louis Arena	WQF/#7	3-2 W	Baker
5/14/94	Toronto	Maple Leaf Gardens	WSF/#7	2-4 L	Osborne
5/17/95	Calgary	San Jose Arena	WQF/#6	5-3 W	Janney
5/19/95	Calgary	Saddledome	WQF/#7	5-4 W OT	Whitney
5/27/95	Detroit	San Jose Arena	WSF/#4	2-6 L	Brown
5/02/98	Dallas	San Jose Arena	WQF/#6	2-3 L OT	Keane
5/03/99	Colorado	San Jose Arena	WQF/#6	2-3 L OT	Hejduk
4/25/00	St. Louis	Kiel Center	WQF/#7	3-1 W	Nolan
5/07/00	Dallas	Reunion Arena	WSF/#5	1-4 L	Thornton
4/21/01	St. Louis	Compaq Center	WQF/#6	1-2 L	Demitra
5/15/02	Colorado	Pepsi Center	WSF/#7	0-1 L	Forsberg
5/19/04	Calgary	Pengrowth Saddledome	WCF/#6	1-3 L	Gelinas
5/17/06	Edmonton	Rexall Place	WSF/#6	0-2 L	Horcoff
5/7/07	Detroit	HP Pavilion	WSF/#6	0-2 L	Samuelsson

OPPONENTS WHEN FACING ELIMINATION

Possible Playoff Elimination Games Played: 17

Opponents Record: 9-8

DATE	OPPONENT	SITE	ROUND/GAME #	SCORE	GWG
4/28/94	Detroit	Joe Louis Arena	WQF/#6	7-1 W	Chiasson
4/30/94	Detroit	Joe Louis Arena	WQF/#7	2-3 L	Baker
5/12/94	Toronto	Maple Leaf Gardens	WSF/#6	3-2 W OT	Gartner
5/14/94	Toronto	Maple Leaf Gardens	WSF/#7	4-2 W	Osborne
5/19/95	Calgary	Saddledome	WQF/#7	4-5 L OT	Whitney
4/21/00	St. Louis	Kiel Center	WQF/#5	5-3 W	Pronger
4/23/00	St. Louis	San Jose Arena	WQF/#6	6-2 W	Hecht
4/25/00	St. Louis	Kiel Center	WSF/#7	1-3 L	Nolan
4/26/02	Phoenix	Compaq Center	WQF/#5	1-4 L	Graves
5/13/02	Colorado	Compaq Center	WSF/#6	2-1 W	Forsberg
5/15/02	Colorado	Pepsi Center	WSF/#7	1-0 W	Forsberg
4/15/04	St. Louis	HP Pavilion	WQF/#5	1-3 L	Smith
4/28/04	Colorado	Pepsi Center	WSF/#4	1-0 W OT	Sakic
5/01/04	Colorado	HP Pavilion	WSF/#5	2-1 W OT	Sakic
5/04/04	Colorado	Pepsi Center	WSF/#6	1-3 L	Goc
4/30/06	Nashville	Gaylord Ent. Center	WQF/#5	2-1 L	Marleau
4/20/07	Nashville	Nashville Arena	WQF/#5	3-2 L	Marleau

2006 SHARKS PLAYOFF SUMMARY

WESTERN CONFERENCE QUARTERFINALS

SAN JOSE SHARKS (#5) VS. NASHVILLE PREDATORS (#4) • SHARKS SUMMARY: WON-4 LOST-1

DATE	SCORE	ATT.	GOALTENDERS	GW GOAL
APRIL 21	SHARKS 3; @ PREDATORS 4	17113	TOSKALA/MASON	ADAM HALL
APRIL 23	SHARKS 3; @ PREDATORS 0	16707	TOSKALA/MASON	J. CHEECHOO
APRIL 25	@SHARKS 4; PREDATORS 1	17496	TOSKALA/MASON	STEVE BERNIER
APRIL 27	@SHARKS 5; PREDATORS 4	17496	TOSKALA/MASON	P. MARLEAU
APRIL 30	SHARKS 2; @ PREDATORS 1	16061	TOSKALA/MASON	P. MARLEAU

GOALS BY PERIOD	1ST	2ND	3RD	OT	TOTAL	SHOTS BY PERIOD	1ST	2ND	3RD	OT	TOTAL
SHARKS	6	7	4	0	17	SHARKS	60	59	52	0	171
PREDATORS	5	1	4	0	10	PREDATORS	45	46	46	0	137

INDIVIDUAL SCORING

SHARKS	GP	G	A	TP	+/-	PM	PP	SH	GW	GT	EN	S	PCTG
PATRICK MARLEAU	5	7	1	8	1	4	4	0	2	0	0	18	38.9
TOM PREISSING	5	0	6	6	1	2	0	0	0	0	0	7	0.0
CHRISTIAN EHRHOFF	5	0	5	5	3	12	0	0	0	0	0	12	0.0
JONATHAN CHEECHOO	5	2	2	4	0	4	1	0	1	0	0	25	8.0
JOE THORNTON	5	0	4	4	-2	4	0	0	0	0	0	10	0.0
MARK SMITH	5	3	0	3	3	2	1	0	0	0	0	19	15.8
STEVE BERNIER	5	1	2	3	2	6	1	0	1	0	0	10	10.0
MATT CARLE	5	0	3	3	1	0	0	0	0	0	0	8	0.0
NILS EKMAN	5	1	1	2	-2	2	1	0	0	0	0	14	7.1
MILAN MICHALEK	5	1	1	2	2	6	1	0	0	0	0	13	7.7
MARCEL GOC	5	0	2	2	2	0	0	0	0	0	0	2	0.0
KYLE McLAREN	5	0	2	2	2	4	0	0	0	0	0	1	0.0
PATRICK RISSMILLER	5	1	0	1	2	0	0	0	0	0	0	3	33.3
SCOTT THORNTON	5	1	0	1	0	2	0	0	0	0	0	8	12.5
SCOTT HANNAN	5	0	1	1	2	2	0	0	0	0	0	5	0.0
VILLE NIEMINEN	5	0	1	1	1	20	0	0	0	0	0	10	0.0
ALYN McCAULEY	4	0	1	1	1	2	0	0	0	0	0	4	0.0
JOSH GORGES	5	0	0	0	1	2	0	0	0	0	0	2	0.0
GRANT STEVENSON	1	0	0	0	0	2	0	0	0	0	0	0	0.0

POWER PLAY: 9-37 (24.3%) PENALTY KILLING: 26-32 (81.2%)

GOALTENDING SHARKS	GP	MIN	GA	AVG	EN	SO	W	L	SHOTS	SAVE%
VESA TOSKALA	5	298	10	2.01	0	1	4	1	137	.927

WESTERN CONFERENCE SEMIFINALS

SAN JOSE SHARKS (#5) VS. EDMONTON OILERS (#8) • SHARKS SUMMARY: WON-2 LOST-4

DATE	SCORE	ATT.	GOALTENDERS	GW GOAL
MAY 7	@ SHARKS 2; OILERS 1	17496	TOSKALA/ROLOSON	C. EHRHOFF
MAY 8	@ SHARKS 2; OILERS 1	17496	TOSKALA/ROLOSON	J. THORNTON
MAY 10	SHARKS 2; @ OILERS 3 3OT	16839	TOSKALA/ROLOSON	S. HORCOFF
MAY 12	SHARKS 3; @ OILERS 6	16839	TOSKALA-NABOKOV/ROLOSON	J. SMITH
MAY 14	@ SHARKS 3; OILERS 6	17496	TOSKALA/ROLOSON	F. PISANI
MAY 17	SHARKS 0; @ OILERS 2	16839	TOSKALA/ROLOSON	M. PECA

GOALS BY PERIOD	1ST	2ND	3RD	OT	TOTAL	SHOTS BY PERIOD	1ST	2ND	3RD	OT	TOTAL
SHARKS	4	6	2	0	12	SHARKS	50	56	51	18	175
OILERS	5	4	9	1	19	OILERS	63	31	53	30	177

INDIVIDUAL SCORING

SHARKS	GP	G	A	TP	+/-	PM	PP	SH	GW	GT	EN	S	PCTG
PATRICK MARLEAU	6	2	4	6	1	4	0	0	0	0	0	20	10.0
JONATHAN CHEECHOO	6	2	3	5	-1	4	0	0	0	0	0	21	9.5
JOE THORNTON	6	2	3	5	-2	8	1	0	1	0	0	13	15.4
CHRISTIAN EHRHOFF	6	2	1	3	-1	6	1	0	1	0	0	15	13.3
STEVE BERNIER	6	0	3	3	2	2	0	0	0	0	0	4	0.0
MILAN MICHALEK	4	0	3	3	2	2	0	0	0	0	0	10	0.0
NILS EKMAN	6	1	1	2	0	6	0	0	0	0	0	10	10.0
PATRICK RISSMILLER	6	1	1	2	-1	6	0	6	0	0	0	8	12.5
TOM PREISSING	6	1	0	1	-1	2	0	0	0	0	0	11	9.1
SCOTT THORNTON	6	1	0	1	-1	4	0	0	0	0	0	15	6.7
MARCEL GOC	6	0	1	1	-2	0	0	0	0	0	0	7	0.0
JOSH GORGES	6	0	1	1	-2	2	0	0	0	0	0	4	0.0
KYLE McLAREN	6	0	1	1	0	0	0	0	0	0	0	6	0.0
VILLE NIEMINEN	6	0	1	1	-2	4	0	0	0	0	0	8	0.0
MATT CARLE	6	0	0	0	0	4	0	0	0	0	0	5	0.0
SCOTT HANNAN	6	0	0	0	-2	4	0	0	0	0	0	7	0.0
MARK SMITH	6	0	0	0	-1	4	0	0	0	0	0	4	0.0
GRANT STEVENSON	4	0	0	0	-1	2	0	0	0	0	0	6	0.0
ALYN McCAULEY	2	0	0	0	-1	2	0	0	0	0	0	0	0.0
RYANE CLOWE	1	0	0	0	-1	0	0	0	0	0	0	0	0.0
ROB DAVISON	1	0	0	0	0	0	0	0	0	0	0	1	0.0

POWER PLAY: 2-35 (5.7%) PENALTY KILLING: 24-30 (80.0%)

GOALTENDING SHARKS	GP	MIN	GA	AVG	EN	SO	W	L	SHOTS	SAVE%
VESA TOSKALA	6	388	18	2.78	0	0	2	4	174	.897
EVGENI NABOKOV	1	12	1	5.17	0	0	0	0	4	.750

2004 SHARKS PLAYOFF SUMMARY

WESTERN CONFERENCE QUARTERFINALS

SAN JOSE SHARKS (#2) VS. ST. LOUIS BLUES (#7) • SHARKS SUMMARY: WON-4 LOST-1

DATE	SCORE	ATT.	GOALTENDERS	GW GOAL
APRIL 8	@SHARKS 1; BLUES 0 OT	17496	NABOKOV/OSGOOD	DIMITRAKOS
APRIL 10	@SHARKS 3; BLUES 1	17496	NABOKOV/OSGOOD, DIVIS	MARLEAU
APRIL 12	SHARKS 1; @BLUES 4	19023	NABOKOV/OSGOOD	DRAKE
APRIL 13	SHARKS 4; @BLUES 3	19452	NABOKOV/OSGOOD	A. KOROLYUK
APRIL 15	@SHARKS 3; BLUES 1	17496	NABOKOV/OSGOOD	M.SMITH

GOALS BY PERIOD	1ST	2ND	3RD	OT	TOTAL	SHOTS BY PERIOD	1ST	2ND	3RD	OT	TOTAL
SHARKS	3	4	4	1	12	SHARKS	38	34	41	4	117
BLUES	2	2	5	0	9	BLUES	37	52	37	2	128

INDIVIDUAL SCORING

SHARKS	GP	G	A	TP	+/-	PM	PP	SH	GW	GT	EN	S	PCTG
PATRICK MARLEAU	5	3	1	4	-2	2	2	1	1	0	0	13	23.1
VINCENT DAMPHOUSSE	5	0	4	4	-2	0	0	0	0	0	0	8	0.0
SCOTT THORNTON	4	2	1	3	0	6	0	0	0	0	0	6	33.3
JONATHAN CHEECHOO	5	1	2	3	3	4	0	0	0	0	0	8	12.5
ALEXANDER KOROLYUK	5	2	0	2	0	2	1	0	1	0	0	14	14.3
NIKO DIMITRAKOS	5	1	1	2	0	6	0	0	1	1	0	6	16.7
MIKE RICCI	5	1	1	2	3	2	0	0	0	0	0	4	25.0
BRAD STUART	5	1	1	2	-1	4	0	0	0	0	0	7	14.3
SCOTT HANNAN	5	0	2	2	1	8	0	0	0	0	0	7	0.0
KYLE MCLAREN	5	0	2	2	0	4	0	0	0	0	0	1	0.0
MARK SMITH	4	1	0	1	1	0	0	0	1	0	0	1	100.0
CURTIS BROWN	5	0	1	1	0	0	0	0	0	0	0	7	0.0
TODD HARVEY	5	0	1	1	1	0	0	0	0	0	0	1	0.0
JASON MARSHALL	5	0	1	1	0	6	0	0	0	0	0	5	0.0
TOM PREISSING	5	0	1	1	1	0	0	0	0	0	0	6	0.0
MIKE RATHJE	5	0	1	1	1	4	0	0	0	0	0	3	0.0
MARCEL GOC	1	0	1	1	1	0	0	0	0	0	0	0	0.0
NILS EKMAN	5	0	0	0	-2	2	0	0	0	0	0	10	0.0
WAYNE PRIMEAU	5	0	0	0	-2	2	0	0	0	0	0	9	0.0
ALYN MCCAULEY	1	0	0	0	0	0	0	0	0	0	0	1	0.0

POWER PLAY: 3-31 (9.7%) PENALTY KILLING: 21-22 (95.5%)

GOALTENDING SHARKS	GP	MIN	GA	AVG	EN	SO	W	L	SHOTS	SAVE%
EVGENI NABOKOV	5	308	8	1.56	1	1	4	1	127	.937

WESTERN CONFERENCE SEMIFINALS

SAN JOSE SHARKS (#2) VS. COLORADO AVALANCHE (#4) • SHARKS SUMMARY: WON-4 LOST-2

DATE	SCORE	ATT.	GOALTENDERS	GW GOAL
APRIL 22	@SHARKS 5; AVALANCHE 2	17496	NABOKOV/SALO	SCOTT HANNAN
APRIL 24	@SHARKS 4; AVALANCHE 1	17496	NABOKOV/AEBISCHER	P. MARLEAU
april 26	SHARKS 1; @AVALANCHE 0	18007	NABOKOV/AEBISCHER	V. DAMPHOUSSE
APRIL 28	SHARKS 0; @AVALANCHE 1 OT	18007	NABOKOV/AEBISCHER	JOE SAKIC
MAY 1	@SHARKS 1; AVALANCHE 2 OT	17496	NABOKOV/AEBISCHER	JOE SAKIC
may 4	SHARKS 3; @AVALANCHE 1	18007	NABOKOV/AEBISCHER	MARCEL GOC

GOALS BY PERIOD	1ST	2ND	3RD	OT	TOTAL	SHOTS BY PERIOD	1ST	2ND	3RD	OT	TOTAL
SHARKS	4	7	3	0	14	SHARKS	61	42	404		147
AVALANCHE	1	2	2	2	7	AVALANCHE	40	68	507		165

INDIVIDUAL SCORING

SHARKS	GP	G	A	TP	+/-	PM	PP	SH	GW	GT	EN	S	PCTG
VINCENT DAMPHOUSSE	6	5	2	7	5	8	2	0	1	0	0	15	33.3
NIKO DIMITRAKOS	6	0	7	7	4	0	0	0	0	0	0	12	0.0
PATRICK MARLEAU	6	4	2	6	6	2	1	0	1	0	0	17	23.5
JONATHAN CHEECHOO	6	2	3	5	1	6	1	0	0	0	0	13	15.4
BRAD STUART	6	0	3	3	4	7	0	0	0	0	0	8	0.0
SCOTT HANNAN	6	1	1	2	5	10	1	0	1	0	0	11	9.1
MIKE RICCI	6	0	2	2	0	2	0	0	0	0	0	3	0.0
WAYNE PRIMEAU	6	1	0	1	-1	2	0	0	0	0	1	12	8.3
MARCEL GOC	1	1	0	1	1	0	0	0	1	0	0	1	100.0
CURTIS BROWN	6	0	1	1	0	14	0	0	0	0	0	7	0.0
NILS EKMAN	6	0	1	1	-1	2	0	0	0	0	0	13	0.0
ALEXANDER KOROLYUK	6	0	1	1	-1	6	0	0	0	0	0	15	0.0
KYLE MCLAREN	6	0	1	1	0	0	0	0	0	0	0	4	0.0
MIKE RATHJE	6	0	1	1	1	4	0	0	0	0	0	2	0.0
JASON MARSHALL	6	0	0	0	0	6	0	0	0	0	0	3	0.0
MARK SMITH	6	0	0	0	1	11	0	0	0	0	0	2	0.0
TODD HARVEY	5	0	0	0	0	0	0	0	0	0	0	4	0.0
TOM PREISSING	5	0	0	0	0	0	0	0	0	0	0	1	0.0
ALYN MCCAULEY	4	0	0	0	-1	0	0	0	0	0	0	3	0.0
SCOTT THORNTON	2	0	0	0	0	0	0	0	0	0	0	1	0.0
JIM FAHEY	1	0	0	0	0	0	0	0	0	0	0	0	0.0

POWER PLAY: 5-25 (20.0%) PENALTY KILLING: 24-27 (88.9%)

GOALTENDING SHARKS	GP	MIN	GA	AVG	EN	SO	W	L	SHOTS	SAVE%
EVGENI NABOKOV	6	367	7	1.14	0	1	4	2	165	.958

WESTERN CONFERENCE FINALS

SAN JOSE SHARKS (#2) VS. CALGARY FLAMES (#6) • SHARKS SUMMARY: WON-2 LOST-4

DATE	SCORE	ATT.	GOALTENDERS	GW GOAL
MAY 9	@SHARKS 3; FLAMES 4 OT	17496	NABOKOV/KIPRUSOFF	STEVE MONTADOR
MAY 11	@SHARKS 1; FLAMES 4	17496	NABOKOV/KIPRUSOFF	SHEAN DONOVAN
MAY 13	SHARKS 3; @FLAMES 0	19289	NABOKOV/KIPRUSOFF	V. DAMPHOUSSE
MAY 16	SHARKS 4; @FLAMES 2	19289	NABOKOV/KIPRUSOFF, TUREK	V. DAMPHOUSSE
MAY 17	@SHARKS 0; FLAMES 3	17496	NABOKOV/KIPRUSOFF	JAROME IGINLA
MAY 19	SHARKS 1; @FLAMES 3	19289	NABOKOV/KIPRUSOFF	MARTIN GELINAS

GOALS BY PERIOD	1ST	2ND	3RD	OT	TOTAL	SHOTS BY PERIOD	1ST	2ND	3RD	OT	TOTAL
SHARKS	0	9	3	0	12	SHARKS	48	55	36	12	151
FLAMES	7	3	5	1	16	FLAMES	56	50	59	5	170

INDIVIDUAL SCORING

SHARKS	GP	G	A	TP	+/-	PM	PP	SH	GW	GT	EN	S	PCTG
ALEXANDER KOROLYUK	6	3	1	4	1	2	1	0	0	0	1	13	23.1
MIKE RATHJE	6	1	3	4	-1	5	0	0	0	0	0	9	11.1
VINCENT DAMPHOUSSE	6	2	1	3	-3	12	1	0	2	0	0	14	14.3
ALYN MCCAULEY	6	2	1	3	1	2	0	0	0	0	0	7	28.6
JONATHAN CHEECHOO	6	1	1	2	0	0	0	0	0	0	0	13	7.7
TODD HARVEY	6	1	1	2	-4	2	0	0	0	0	0	6	16.7
PATRICK MARLEAU	6	1	1	2	-4	2	1	0	0	0	0	15	6.7
SCOTT HANNAN	6	0	2	2	1	4	0	0	0	0	0	7	0.0
WAYNE PRIMEAU	6	0	2	2	-4	0	0	0	0	0	0	7	0.0
ROB DAVISON	5	0	2	2	0	4	0	0	0	0	0	2	0.0
NILS EKMAN	5	0	2	2	1	4	0	0	0	0	0	6	0.0
MIKE RICCI	6	1	0	1	2	0	0	0	0	0	0	6	16.7
BRAD STUART	6	0	1	1	-7	2	0	0	0	0	0	13	0.0
SCOTT THORNTON	6	0	1	1	1	16	0	0	0	0	0	8	0.0
CURTIS BROWN	6	0	0	0	-5	4	0	0	0	0	0	9	0.0
JASON MARSHALL	6	0	0	0	1	13	0	0	0	0	0	5	0.0
KYLE MCLAREN	5	0	0	0	-2	6	0	0	0	0	0	7	0.0
NIKO DIMITRAKOS	4	0	0	0	-2	2	0	0	0	0	0	4	0.0
MARCEL GOC	3	0	0	0	-1	0	0	0	0	0	0	0	0.0
JIM FAHEY	1	0	0	0	0	0	0	0	0	0	0	0	0.0
TOM PREISSING	1	0	0	0	-1	0	0	0	0	0	0	0	0.0

POWER PLAY: 3-25 (12.0%) PENALTY KILLING: 21-23 (91.3%)

GOALTENDING SHARKS	GP	MIN	GA	AVG	EN	SO	W	L	SHOTS	SAVE%
EVGENI NABOKOV	6	378	15	2.38	1	1	2	4	169	.911

2002 SHARKS PLAYOFF SUMMARY

WESTERN CONFERENCE QUARTERFINALS

SAN JOSE SHARKS (#3) VS. PHOENIX COYOTES (#6) • SHARKS SUMMARY: WON-4 LOST-1

DATE	SCORE	ATT.	GOALTENDERS	GW GOAL
APRIL 17	@SHARKS 2; COYOTES 1	17496	NABOKOV/ BURKE	PATRICK MARLEAU
APRIL 20	@SHARKS 1; COYOTES 3	17496	NABOKOV/ BURKE	DANIEL BRIERE
APRIL 22	SHARKS 4; @COYOTES 1	16210	NABOKOV/ BURKE	ADAM GRAVES
APRIL 24	SHARKS 2; @COYOTES 1	16210	NABOKOV/ BURKE	MIKE RICCI
APRIL 26	@SHARKS 4; COYOTES 1	17496	NABOKOV/ BURKE	ADAM GRAVES

GOALS BY PERIOD	1ST	2ND	3RD	OT	TOTAL	SHOTS BY PERIOD	1ST	2ND	3RD	OT	TOTAL
SHARKS	3	5	5	0	13	SHARKS	36	59	38	0	133
COYOTES	1	4	2	0	7	COYOTES	42	56	36	0	134

INDIVIDUAL SCORING

SHARKS	GP	G	A	TP	+/-	PM	PP	SH	GW	GT	EN	S	PCTG
PATRICK MARLEAU	5	3	3	6	4	2	0	0	1	0	0	8	37.5
VINCENT DAMPHOUSSE	5	2	1	3	-1	6	1	0	0	0	0	8	25
ADAM GRAVES	5	2	1	3	-1	2	0	0	2	0	0	9	22.2
MIKE RICCI	5	2	1	3	4	0	0	0	1	0	0	8	25
SCOTT THORNTON	5	1	2	3	2	4	0	0	0	0	0	8	12.5
MARCO STURM	5	2	0	2	3	2	0	0	0	0	0	13	15.4
MIKE RATHJE	5	1	1	2	3	4	1	0	0	0	0	2	50
STEPHANE MATTEAU	3	0	2	2	2	0	0	0	0	0	0	0	0
SCOTT HANNAN	5	0	2	2	1	6	0	0	0	0	0	2	0
TODD HARVEY	5	0	2	2	3	8	0	0	0	0	0	8	0
OWEN NOLAN	5	0	2	2	-2	0	0	0	0	0	0	17	0
TEEMU SELANNE	5	0	2	2	2	2	0	0	0	0	0	9	0
NIKLAS SUNDSTROM	5	0	2	2	2	6	0	0	0	0	0	5	0
BRYAN MARCHMENT	5	0	1	1	1	4	0	0	0	0	0	7	0
EVGENI NABOKOV	5	0	1	1	0	2	0	0	0	0	0	0	0
GARY SUTER	5	0	1	1	2	6	0	0	0	0	0	16	0
MATT BRADLEY	3	0	0	0	0	0	0	0	0	0	0	2	0
JEFF JILLSON	4	0	0	0	0	0	0	0	0	0	0	2	0
MARCUS RAGNARSSON	5	0	0	0	1	6	0	0	0	0	0	6	0
BRAD STUART	5	0	0	0	3	4	0	0	0	0	0	3	0

POWER PLAY: 0-22 (0%) PENALTY KILLING: 22-27 (81.4%)

GOALTENDING SHARKS	GP	MIN	GA	AVG	EN	SO	W	L	SHOTS	SAVE%
EVGENI NABOKOV	5	299	7	1.40	0	0	4	1	134	.948

WESTERN CONFERENCE SEMIFINALS

SAN JOSE SHARKS (#3) VS. COLORADO AVALANCHE (#2) • SHARKS SUMMARY: WON-3 LOST-4

DATE	SCORE	ATT.	GOALTENDERS	GW GOAL									
MAY 1	SHARKS 6; @AVALANCHE 3	18007	NABOKOV/ ROY	PATRICK MARLEAU									
MAY 4	SHARKS 2; @AVALANCHE 8	18007	NABOKOV, KIPRUSOFF/ROY	PETER FORSBERG									
MAY 6	@SHARKS 6; AVALANCHE 4	17496	NABOKOV/ ROY	PATRICK MARLEAU									
MAY 8	@SHARKS 1; AVALANCHE 4	17496	NABOKOV/ ROY	JOE SAKIC									
MAY 11	SHARKS 5; @AVALANCHE 3	18007	NABOKOV/ ROY	TEEMU SELANNE									
MAY 13	@SHARKS 1; AVALANCHE 2 OT	17496	NABOKOV/ ROY	PETER FORSBERG									
MAY 15	SHARKS 0; @AVALANCHE 1	18007	NABOKOV/ ROY	PETER FORSBERG									
GOALS BY PERIOD	1ST	2ND	3RD	OT	TOTAL	SHOTS BY PERIOD	1ST	2ND	3RD	OT	TOTAL		
SHARKS	3	8	10	0	21	SHARKS	63	56	70	1	190		
AVALANCHE	4	14	6	1	25	AVALANCHE	57	81	52	1	191		
INDIVIDUAL SCORING SHARKS	GP	G	A	TP	+/-	PM	PP	SH	GW	GT	EN	S	PCTG
OWEN NOLAN	7	3	4	7	0	8	0	0	0	0	2	29	10.3
MIKE RICCI	7	2	5	7	2	4	0	0	0	0	0	9	22.2
TEEMU SELANNE	7	5	1	6	-5	0	2	0	1	0	0	26	19.2
PATRICK MARLEAU	7	3	2	5	-1	4	1	0	2	0	0	13	23.1
NIKLAS SUNDSTROM	7	1	4	5	1	0	0	0	0	0	0	12	8.3
VINCENT DAMPHOUSSE	7	0	5	5	0	6	0	0	0	0	0	9	0
MARCUS RAGNARSSON	7	1	3	4	-2	6	0	0	0	0	0	6	16.7
SCOTT THORNTON	7	2	1	3	1	2	0	0	0	0	0	15	13.3
MARCO STURM	7	1	2	3	-4	0	0	0	0	0	0	18	5.6
BRAD STUART	7	0	3	3	-2	4	0	0	0	0	0	9	0
GARY SUTER	7	0	3	3	0	2	0	0	0	0	0	6	0
MIKE RATHJE	7	0	2	2	2	2	0	0	0	0	0	8	0
ADAM GRAVES	7	1	0	1	-1	4	0	0	0	0	0	6	16.7
BRYAN MARCHMENT	7	1	0	1	-2	6	0	0	0	0	1	4	25
STEPHANE MATTEAU	7	1	0	1	-1	2	0	0	0	0	0	5	20
EVGENI NABOKOV	7	0	1	1	0	0	0	0	0	0	0	0	0
MATT BRADLEY	7	0	0	0	0	0	0	0	0	0	0	2	0
SCOTT HANNAN	7	0	0	0	-2	6	0	0	0	0	0	8	0
TODD HARVEY	7	0	0	0	0	4	0	0	0	0	0	5	0
POWER PLAY: 3-21 (14.3%) PENALTY KILLING: 19-23 (82.6%)													
GOALTENDING SHARKS	GP	MIN	GA	AVG	EN	SO	W	L	SHOTS	SAVE%			
EVGENI NABOKOV	7	413	24	3.49	1	0	3	4	188	.872			
MIikka KIPRUSOFF	1	8	0	0.00	0	0	0	0	2	100.0			

2001 SHARKS PLAYOFF SUMMARY

WESTERN CONFERENCE QUARTERFINALS

SAN JOSE SHARKS (#5) VS. ST. LOUIS BLUES (#4) • Sharks Summary: Won-2 Lost-4

DATE	SCORE	ATT.	GOALTENDERS	GW GOAL									
APRIL 12	@BLUES 3; SHARKS 1	19,407	TUREK/ NABOKOV	SCOTT YOUNG									
APRIL 14	@BLUES 0; SHARKS 1	19,534	TUREK/ NABOKOV	SCOTT THORNTON									
APRIL 16	BLUES 6; @SHARKS 3	17,496	TUREK/ NABOKOV, KIPRUSOFF	DALLAS DRAKE									
APRIL 17	BLUES 2; @SHARKS 3	17,496	TUREK/ KIPRUSOFF	OWEN NOLAN									
APRIL 19	@BLUES 3; SHARKS 2 OT	19,853	TUREK/ KIPRUSOFF	BRYCE SALVADOR									
APRIL 21	BLUES 2; @SHARKS 1	17,496	TUREK/NABOKOV	PAVOL DEMITRA									
GOALS BY PERIOD	1ST	2ND	3RD	OT	TOTAL	SHOTS BY PERIOD	1ST	2ND	3RD	OT	TOTAL		
SHARKS	2	6	3	0	11	SHARKS	51	62	46	2	161		
BLUES	5	5	5	1	16	BLUES	59	63	51	10	183		
INDIVIDUAL SCORING SHARKS	GP	G	A	TP	+/-	PM	PP	SH	GW	GT	EN	S	PCTG
STEPHANE MATTEAU	6	1	3	4	1	0	0	0	0	0	0	6	16.7
SCOTT THORNTON	6	3	0	3	1	8	0	0	1	0	0	15	20.0
VINCENT DAMPHOUSSE	6	2	1	3	-1	14	0	1	0	0	0	15	13.3
MIKE RICCI	6	0	3	3	-1	0	0	0	0	0	0	10	.0
NIKLAS SUNDSTROM	6	0	3	3	1	2	0	0	0	0	0	5	.0
PATRICK MARLEAU	6	2	0	2	1	4	0	0	0	0	0	12	16.7
OWEN NOLAN	6	1	1	2	-5	8	0	0	1	0	0	26	3.8
TEEMU SELANNE	6	0	2	2	2	2	0	0	0	0	0	5	.0
MARCO STURM	6	0	2	2	-2	0	0	0	0	0	0	7	.0
TONY GRANATO	4	1	0	1	0	0	0	0	0	0	0	5	20.0
BRAD STUART	5	1	0	1	0	0	0	0	0	0	0	4	25.0
BRYAN MARCHMENT	5	0	1	1	3	2	0	0	0	0	0	10	.0
MARCUS RAGNARSSON	5	0	1	1	0	8	0	0	0	0	0	5	.0
SCOTT HANNAN	6	0	1	1	-1	6	0	0	0	0	0	20	.0
JEFF NORTON	6	0	1	1	-2	2	0	0	0	0	0	3	.0
MIKE RATHJE	6	0	1	1	2	4	0	0	0	0	0	5	.0
GARY SUTER	1	0	0	0	0	0	0	0	0	0	0	0	.0
SHAWN HEINS	2	0	0	0	-1	0	0	0	0	0	0	2	.0
ALEXANDER KOROLYUK	2	0	0	0	0	0	0	0	0	0	0	0	.0
TODD HARVEY	6	0	0	0	0	8	0	0	0	0	0	2	.0
BILL LINDSAY	6	0	0	0	0	16	0	0	0	0	0	4	.0
POWER PLAY: 0-22 (0%) PENALTY KILLING: 22-27 (81.4%)													
GOALTENDING SHARKS	GP	MIN	GA	AVG	EN	SO	W	L	SHOTS	SAVE%			
EVGENI NABOKOV	4	218	10	2.75	0	1	1	3	103	.903			
MIikka KIPRUSOFF	3	149	5	2.01	1	0	1	1	79	.937			

2000 SHARKS PLAYOFF SUMMARY

WESTERN CONFERENCE QUARTERFINALS

SAN JOSE SHARKS (#8) VS. ST. LOUIS BLUES (#1) • Sharks Summary: Won-4 Lost-3

DATE	SCORE	ATT.	GOALTENDERS	GW GOAL
APRIL 12	@BLUES 5; SHARKS 3	20,199	TUREK/ SHIELDS	CHRIS PRONGER
APRIL 15	@BLUES 2; SHARKS 4	20,337	TUREK/ SHIELDS	MIKE RICCI
APRIL 17	BLUES 1; @SHARKS 2	17,483	TUREK/ SHIELDS	OWEN NOLAN
APRIL 19	BLUES 2; @SHARKS 3	17,483	TUREK/ SHIELDS	GARY SUTER
APRIL 21	@BLUES 5; SHARKS 3	20,361	TUREK/ SHIELDS	CHRIS PRONGER
APRIL 23	BLUES 6; @SHARKS 2	17,483	TUREK/ SHIELDS, NABOKOV	JOCHEN HECHT
APRIL 25	@BLUES 1; SHARKS 3	20,418	TUREK/ SHIELDS	OWEN NOLAN

GOALS BY PERIOD	1ST	2ND	3RD	OT	TOTAL	SHOTS BY PERIOD	1ST	2ND	3RD	OT	TOTAL
SHARKS	8	5	7	0	20	SHARKS	51	67	44	0	162
BLUES	8	8	6	0	22	BLUES	62	55	78	0	195

INDIVIDUAL SCORING

SHARKS	GP	G	A	TP	+/-	PM	PP	SH	GW	GT	EN	S	PCTG
OWEN NOLAN	7	6	2	8	0	4	2	1	2	0	1	20	30.0
GARY SUTER	7	2	3	5	-4	12	1	0	1	0	0	16	12.5
VINCENT DAMPHOUSSE	7	0	5	5	0	8	0	0	0	0	0	14	.0
MIKE RICCI	7	3	1	4	-3	2	2	0	1	0	0	10	30.0
MIKE RATHJE	7	1	3	4	4	2	0	0	0	0	0	5	20.0
JEFF FRIESEN	6	2	1	3	-1	8	0	0	0	0	0	8	25.0
DAVE LOWRY	7	1	2	3	1	4	0	0	0	0	0	6	16.7
MARCO STURM	7	1	2	3	0	6	0	0	0	0	0	10	10.0
MARCUS RAGNARSSON	7	0	3	3	4	8	0	0	0	0	0	4	.0
BRYAN MARCHMENT	7	2	0	2	3	4	0	0	0	0	0	14	14.3
ALEXANDER KOROLYUK	5	0	2	2	2	6	0	0	0	0	0	7	.0
STEPHANE MATTEAU	7	0	2	2	-1	8	0	0	0	0	0	11	.0
RON SUTTER	7	0	2	2	2	2	0	0	0	0	0	6	.0
RONNIE STERN	2	1	0	1	0	9	0	0	0	0	0	3	33.3
BRAD STUART	7	1	0	1	-6	4	1	0	0	0	0	6	16.7
TONY GRANATO	7	0	1	1	3	10	0	0	0	0	0	9	.0
NIKLAS SUNDSTROM	7	0	1	1	-2	2	0	0	0	0	0	6	.0
PATRICK MARLEAU	1	0	0	0	-2	0	0	0	0	0	0	0	.0
TODD HARVEY	7	0	0	0	-1	4	0	0	0	0	0	3	.0
JEFF NORTON	7	0	0	0	1	7	0	0	0	0	0	4	.0

POWER PLAY: 6-35 (17.1%) PENALTY KILLING: 31-39 (79.5%)

GOALTENDING SHARKS

GOALTENDING SHARKS	GP	MIN	GA	AVG	EN	SO	W	L	SHOTS	SAVE%
STEVE SHIELDS	7	398	21	3.17	1	0	4	3	184	.886
EVGENI NABOKOV	1	20	0	0.00	0	0	0	0	10	1.000

WESTERN CONFERENCE SEMIFINALS

SAN JOSE SHARKS (#8) VS. DALLAS STARS (#2) • Sharks Summary: Won-1 Lost-4

DATE	SCORE	ATT.	GOALTENDERS	GW GOAL
APRIL 28	@STARS 4; SHARKS 0	17,001	BELFOUR/ SHIELDS	AARON GAVEY
APRIL 30	@STARS 1; SHARKS 0	17,001	BELFOUR/ SHIELDS	MIKE MODANO
MAY 2	STARS 1; @SHARKS 2	17,483	BELFOUR/ SHIELDS	OWEN NOLAN
MAY 5	STARS 5; @SHARKS 4	17,483	BELFOUR/ SHIELDS	JOE NIEUWENDYK
MAY 7	@STARS 4; SHARKS 1	17,001	BELFOUR/ SHIELDS	SCOTT THORNTON

GOALS BY PERIOD	1ST	2ND	3RD	OT	TOTAL	SHOTS BY PERIOD	1ST	2ND	3RD	OT	TOTAL
STARS	8	3	4	0	15	STARS	49	46	44	0	139
SHARKS	2	4	1	0	7	SHARKS	42	41	50	0	133

INDIVIDUAL SCORING

SHARKS	GP	G	A	TP	+/-	PM	PP	SH	GW	GT	EN	S	PCTG
VINCENT DAMPHOUSSE	5	1	2	3	-5	8	1	0	0	0	0	14	7.1
OWEN NOLAN	3	2	0	2	-2	2	0	1	1	0	0	12	16.7
MIKE RICCI	5	2	0	2	0	0	1	0	0	0	0	10	20.0
PATRICK MARLEAU	4	1	1	2	-1	2	1	0	0	0	0	4	25.0
GARY SUTER	5	0	2	2	-2	0	0	0	0	0	0	17	.0
TODD HARVEY	5	1	0	1	-1	4	1	0	0	0	0	6	16.7
SCOTT HANNAN	1	0	1	1	0	0	0	0	0	0	0	2	.0
ALEXANDER KOROLYUK	4	0	1	1	-1	0	0	0	0	0	0	6	.0
BRYAN MARCHMENT	4	0	1	1	-1	8	0	0	0	0	0	2	.0
JEFF FRIESEN	5	0	1	1	-3	2	0	0	0	0	0	14	.0
JEFF NORTON	5	0	1	1	-2	0	0	0	0	0	0	7	.0
MARCO STURM	5	0	1	1	0	0	0	0	0	0	0	6	.0
NIKLAS SUNDSTROM	5	0	1	1	-1	0	0	0	0	0	0	3	.0
RONNIE STERN	1	0	0	0	-2	2	0	0	0	0	0	1	.0
STEPHANE MATTEAU	3	0	0	0	-1	0	0	0	0	0	0	5	.0
TONY GRANATO	5	0	0	0	-2	4	0	0	0	0	0	6	.0
DAVE LOWRY	5	0	0	0	-1	2	0	0	0	0	0	1	.0
MARCUS RAGNARSSON	5	0	0	0	-1	2	0	0	0	0	0	3	.0
MIKE RATHJE	5	0	0	0	-3	6	0	0	0	0	0	3	.0
BRAD STUART	5	0	0	0	-5	2	0	0	0	0	0	6	.0
RON SUTTER	5	0	0	0	-2	8	0	0	0	0	0	5	.0

POWER PLAY: 4-28 (14.3%) PENALTY KILLING: 17-22 (77.3%)

GOALTENDING SHARKS

GOALTENDING SHARKS	GP	MIN	GA	AVG	EN	SO	W	L	SHOTS	SAVE%
STEVE SHIELDS	5	298	15	3.02	0	0	1	4	139	.892

1999 SHARKS PLAYOFF SUMMARY

WESTERN CONFERENCE QUARTERFINALS

SAN JOSE SHARKS (#7) VS. COLORADO AVALANCHE (#2) • Sharks Summary: Won-2 Lost-4

DATE	SCORE	ATT.	GOALTENDERS	GW GOAL
APRIL 24	AVALANCHE 3; @SHARKS 1	17,483	ROY/ VERNON	SANDIS OZOLINSH
APRIL 26	AVALANCHE 2; @SHARKS 1 OT	17,483	ROY/ VERNON	MILAN HEJDUK
APRIL 28	@AVALANCHE 2; SHARKS 4	16,061	ROY/VERNON	MARCO STURM
APRIL 30	@AVALANCHE 3; SHARKS 7	16,061	ROY, BILLINGTON/ VERNON A.	KOROYLUK
MAY 1	@AVALANCHE 6; SHARKS 2	16,051	ROY/ SHIELDS	JOE SAKIC
MAY 3	AVALANCHE 3; @SHARKS 2 OT	17,483	ROY/ VERNON	MILAN HEJDUK

* GAMES 1 AND 2 WERE SHIFTED TO SAN JOSE DUE TO THE TRAGEDY AT COLUMBINE HIGH SCHOOL IN LITTLETON, COLO.

GOALS BY PERIOD	1ST	2ND	3RD	OT	TOTAL	SHOTS BY PERIOD	1ST	2ND	3RD	OT	TOTAL
AVALANCHE	3	9	5	2	19	AVALANCHE	56	74	65	13	208
SHARKS	1	4	12	0	17	SHARKS	49	66	69	7	191

INDIVIDUAL SCORING

SHARKS	GP	G	A	TP	+/-	PM	PP	SH	GW	GT	EN	S	PCTG
JEFF NORTON	6	0	7	7	5	10	0	0	0	0	0	3	.0
VINCENT DAMPHOUSSE	6	3	2	5	1	6	0	2	0	0	0	22	13.6
MIKE RICCI	6	2	3	5	1	10	1	0	0	0	0	9	22.2
JEFF FRIESEN	6	2	2	4	-1	14	1	0	0	0	0	20	10.0
MARCO STURM	6	2	2	4	1	4	0	0	1	0	0	15	13.3
ALEXANDER KOROYLUK	6	1	3	4	-3	2	0	0	1	0	0	7	14.3
BILL HOULDER	6	3	0	3	2	4	3	0	0	0	0	8	37.5
PATRICK MARLEAU	6	2	1	3	-1	4	2	0	0	0	0	7	28.6
JOE MURPHY	6	0	3	3	4	0	0	0	0	0	0	21	.0
TONY GRANATO	6	1	1	2	-1	2	0	0	0	0	0	5	20.0
OWEN NOLAN	6	1	1	2	6	0	0	0	0	1	0	26	3.8
MIKE VERNON	5	0	1	1	0	0	0	0	0	0	0	0	.0
MARCUS RAGNARSSON	6	0	1	1	-4	6	0	0	0	0	0	9	.0
DAVE LOWRY	1	0	0	0	0	0	0	0	0	0	0	0	.0
STEPHANE MATTEAU	5	0	0	0	-3	6	0	0	0	0	0	4	.0
BRYAN MARCHMENT	6	0	0	0	4	0	0	0	0	0	0	7	.0
MIKE RATHJE	6	0	0	0	-6	4	0	0	0	0	0	4	.0
BOB ROUSE	6	0	0	0	-1	6	0	0	0	0	0	4	.0
RONNIE STERN	6	0	0	0	-1	6	0	0	0	0	0	10	.0
RON SUTTER	6	0	0	0	-1	4	0	0	0	0	0	10	.0

POWER PLAY: 7-41 (17.1%) PENALTY KILLING: 35-42 (83.3%)

GOALTENDING SHARKS	GP	MIN	GA	AVG	EN	SO	W	L	SHOTS	SAVE%
MIKE VERNON	5	321	13	2.40	0	0	2	3	172	924
STEVE SHIELDS	1	60	6	6.00	0	0	0	1	36	.833

1998 SHARKS PLAYOFF SUMMARY

WESTERN CONFERENCE QUARTERFINALS

SAN JOSE SHARKS (#8) vs. DALLAS STARS (#1) • Sharks Summary: Won-2 Lost-4

DATE	SCORE	ATT.	GOALTENDERS	GW GOAL
APRIL 22	@STARS 4; SHARKS 1	16,928	VERNON/BELFOUR	JUHA LIND
APRIL 24	@STARS 5; SHARKS 2	16,928	HURDEY, VERNON/BELFOUR	PAT VERBECK
APRIL 26	STARS 1; @SHARKS 4	17,483	VERNON/BELFOUR, FERNANDEZ	OWEN NOLAN
APRIL 28	STARS 0; @SHARKS 1 OT	17,483	VERNON/ BELFOUR	ANDREI ZYUZIN
APRIL 30	@STARS 3; SHARKS 2	16,928	VERNON/ BELFOUR	MIKE MODANO
MAY 2	STARS 3; @SHARKS 2 OT	17,483	VERNON/ BELFOUR	MIKE KEANE

GOALS BY PERIOD	1ST	2ND	3RD	OT	TOTAL	SHOTS BY PERIOD	1ST	2ND	3RD	OT	TOTAL
SHARKS	2	5	4	1	12	SHARKS	41	48	38	4	131
STARS	6	6	3	1	16	STARS	55	46	41	3	145

INDIVIDUAL SCORING

SHARKS	GP	G	A	TP	+/-	PM	PP	SH	GW	GT	EN	S	PCTG
JOHN MACLEAN	6	2	3	5	1	4	1	0	0	0	0	18	11.1
BERNIE NICHOLLS	6	0	5	5	-2	8	0	0	0	0	0	6	.0
OWEN NOLAN	6	2	2	4	-1	26	2	0	1	0	0	16	12.5
MIKE RICCI	6	1	3	4	0	6	0	0	0	0	0	8	12.5
BILL HOULDER	6	1	2	3	0	2	0	0	0	0	0	8	12.5
MURRAY CRAVEN	6	1	1	2	-2	0	0	0	0	0	0	6	16.7
JOE MURPHY	6	1	1	2	-1	20	1	0	0	0	0	10	10.0
AL IAFRATE	6	1	0	1	-4	10	1	0	0	0	0	10	10.0
MIKE RATHJE	6	1	0	1	-3	6	1	0	0	0	0	2	50.0
RON SUTTER	6	1	0	1	-1	14	0	0	0	0	0	7	14.3
ANDREI ZYUZIN	6	1	0	1	-2	14	0	0	1	1	0	6	16.7
STEPHANE MATTEAU	4	0	1	1	1	0	0	0	0	0	0	2	.0
PATRICK MARLEAU	5	0	1	1	-1	0	0	0	0	0	0	2	.0
JEFF FRIESEN	6	0	1	1	-1	2	0	0	0	0	0	9	.0
TONY GRANATO	1	0	0	0	0	0	0	0	0	0	0	2	.0
MARCO STURM	2	0	0	0	-2	0	0	0	0	0	0	3	.0
SHAWN BURR	6	0	0	0	-1	8	0	0	0	0	0	4	.0
DAVE LOWRY	6	0	0	0	0	18	0	0	0	0	0	3	.0
BRYAN MARCHMENT	6	0	0	0	1	10	0	0	0	0	0	5	.0
MARCUS RAGNARSSON	6	0	0	0	2	4	0	0	0	0	0	4	.0
MIKE VERNON	6	0	0	0	0	0	0	0	0	0	0	0	.0
KELLY HRUDEY	1	0	0	0	0	0	0	0	0	0	0	0	.0

POWER PLAY: 6-36 (16.7%) PENALTY KILLING 31-38 (81.6%)

GOALTENDING SHARKS	GP	MIN	GA	AVG	EN	SO	W	L	SHOTS	SAVE%
MIKE VERNON	5	321	13	2.40	0	0	2	3	172	924
STEVE SHIELDS	1	60	6	6.00	0	0	0	1	36	.833

1995 SHARKS PLAYOFF SUMMARY

WESTERN CONFERENCE SEMIFINALS

DETROIT RED WINGS (#1) vs. SAN JOSE SHARKS (#7) • Sharks Summary: Won-0 Lost-4

DATE	SCORE	ATT.	GOALTENDERS	GW GOAL
MAY 21	@RED WINGS 6; SHARKS 0	19,875	VERNON/FLAHERTY	DINO CICCARELLI
MAY 23	@RED WINGS 6; SHARKS 2	19,875	VERNON/IRBE	STEVE YZERMAN
MAY 25	RED WINGS 6; @SHARKS 2	17,190	VERNON/FLAHERTY	VYACHESLAV KOZLOV
MAY 27	RED WINGS 6; @SHARKS 2	17,190	VERNON/FLAHERTY	DOUG BROWN

GOALS BY PERIOD	1ST	2ND	3RD	OT	TOTAL	SHOTS BY PERIOD	1ST	2ND	3RD	OT	TOTAL
RED WINGS	10	6	8	0	24	RED WINGS	55	61	31	0	147
SHARKS	0	2	4	0	6	SHARKS	25	16	20	0	61

INDIVIDUAL SCORING SHARKS	GP	G	A	TP	+/-	PM	PP	SH	GW	GT	EN	S	PCTG
IGOR LARIONOV	4	0	3	3	-3	0	0	0	0	0	0	4	.0
MIKE RATHJE	4	2	0	2	-8	0	2	0	0	0	0	5	40.0
RAY WHITNEY	4	2	0	2	-5	2	0	0	0	0	0	2	100.0
ULF DAHLEN	4	1	1	2	-7	0	1	0	0	0	0	3	33.3
JAY MORE	4	0	2	2	-6	0	0	0	0	0	0	4	.0
SANDIS OZOLINSH	4	0	2	2	-6	2	0	0	0	0	0	3	.0
SERGEI MAKAROV	4	1	0	1	-2	0	0	0	0	0	0	3	33.3
JEFF FRIESEN	4	0	1	1	-6	0	0	0	0	0	0	5	.0
JIM KYTE	4	0	1	1	-4	2	0	0	0	0	0	1	.0
SHAWN CRONIN	2	0	0	0	0	0	0	0	0	0	0	0	.0
KEVIN MILLER	2	0	0	0	-1	2	0	0	0	0	0	5	.0
JAMIE BAKER	4	0	0	0	-5	2	0	0	0	0	0	8	.0
SHEAN DONOVAN	4	0	0	0	-2	6	0	0	0	0	0	5	.0
PAT FALLOON	4	0	0	0	-4	0	0	0	0	0	0	4	.0
CRAIG JANNEY	4	0	0	0	-4	0	0	0	0	0	0	0	.0
VLASTIMIL KROUPA	4	0	0	0	-2	4	0	0	0	0	0	1	.0
JEFF ODGERS	4	0	0	0	-1	19	0	0	0	0	0	2	.0
TOM PEDERSON	4	0	0	0	-4	2	0	0	0	0	0	1	.0
CHRIS TANCILL	4	0	0	0	-6	8	0	0	0	0	0	5	.0

POWER PLAY: 3-17 (17.6%) PENALTY KILLING: 9-15 (60.0%)

GOALTENDING SHARKS	GP	MIN	GA	AVG	EN	SO	W	L	SHOTS	SAVE%
WADE FLAHERTY	3	180	18	6.00	0	0	3	3	101	.822
ARTURS IRBE	1	60	6	6.00	0	0	1	1	46	.870

WESTERN CONFERENCE QUARTERFINALS

CALGARY FLAMES (#2) vs. SAN JOSE SHARKS (#7) • Sharks Summary: Won-4 Lost-3

DATE	SCORE	ATT.	GOALTENDERS	GW GOAL
MAY 7	@FLAMES 4; SHARKS 5	15,624	TABARACCI, KIDD/IRBE	JAMIE BAKER
MAY 9	@FLAMES 4; SHARKS 5; OT	16,389	KIDD/IRBE	ULF DAHLEN
MAY 11	FLAMES 9; @SHARKS 2	17,190	KIDD/FLAHERTY, IRBE	MIKE SULLIVAN
MAY 13	FLAMES 6; @SHARKS 4	17,190	KIDD/IRBE	ROBERT REICHEL
MAY 15	@FLAMES 5; SHARKS 0	18,298	KIDD/FLAHERTY, IRBE	JOE NIEUWENDYK
MAY 17	FLAMES 3; @SHARKS 5	17,190	KIDD/FLAHERTY	CRAIG JANNEY
MAY 19	@FLAMES 4; SHARKS 5; 2 OT	20,230	KIDD/FLAHERTY	RAY WHITNEY

GOALS BY PERIOD	1ST	2ND	3RD	OT	TOTAL	SHOTS BY PERIOD	1ST	2ND	3RD	OT	TOTAL
SHARKS	7	11	6	2	26	SHARKS	41	67	66	16	190
FLAMES	13	7	15	0	35	FLAMES	91	61	84	23	259

INDIVIDUAL SCORING SHARKS	GP	G	A	TP	+/-	PM	PP	SH	GW	GT	EN	S	PCTG
ULF DAHLEN	7	4	3	7	-6	0	2	0	1	1	0	16	25.0
CRAIG JANNEY	7	3	4	7	-9	4	0	0	1	0	0	17	17.6
RAY WHITNEY	7	2	4	6	2	0	0	0	1	1	0	13	15.4
IGOR LARIONOV	7	1	5	6	-1	2	0	0	0	0	0	15	6.7
MIKE RATHJE	7	3	2	5	-7	4	3	0	0	0	0	13	23.1
SERGEI MAKAROV	7	2	3	5	-1	4	0	0	0	0	0	5	40.0
JEFF FRIESEN	7	1	4	5	-3	4	0	0	0	0	0	16	6.3
TOM PEDERSON	6	0	5	5	-10	6	0	0	0	0	0	13	.0
PAT FALLOON	7	3	1	4	-2	0	0	0	0	0	0	20	15.0
JAMIE BAKER	7	2	2	4	-2	10	0	0	1	0	0	12	16.7
SANDIS OZOLINSH	7	3	0	3	-7	4	1	0	0	0	0	12	25.0
JEFF ODGERS	7	1	1	2	1	4	0	0	0	0	0	3	33.3
CHRIS TANCILL	7	1	1	2	-1	0	0	0	0	0	0	11	9.1
JAY MORE	7	0	2	2	6	6	0	0	0	0	0	7	.0
SHEAN DONOVAN	3	0	1	1	-1	0	0	0	0	0	0	2	.0
JIM KYTE	7	0	1	1	3	12	0	0	0	0	0	7	.0
VLASTIMIL KROUPA	2	0	0	0	-1	0	0	0	0	0	0	2	.0
KEVIN MILLER	4	0	0	0	-2	0	0	0	0	0	0	2	.0
ARTURS IRBE	5	0	0	0	0	10	0	0	0	0	0	0	.0
ANDREI NAZAROV	6	0	0	0	0	9	0	0	0	0	0	3	.0
SHAWN CRONIN	7	0	0	0	2	5	0	0	0	0	0	1	.0

POWER PLAY: 6-31 (19.4%) PENALTY KILLING: 24-31 (77.4%)

GOALTENDING SHARKS	GP	MIN	GA	AVG	EN	SO	W	L	SHOTS	SAVE%
ARTURS IRBE	5	256	21	4.92	1	0	2	3	138	.848
WADE FLAHERTY	4	197	13	3.96	0	0	2	0	120	.892

1994 SHARKS PLAYOFF SUMMARY

WESTERN CONFERENCE QUARTERFINALS

DETROIT RED WINGS (#1) vs. SAN JOSE SHARKS (#8) • Sharks Summary: Won-4 Lost-3

DATE	SCORE	ATT.	GOALTENDERS	GW GOAL
APRIL 18	@RED WINGS 4; SHARKS 5	19,778	ESSENSA/IRBE	VLASTIMIL KROUPA
APRIL 20	@RED WINGS 4; SHARKS 0	19,875	OSGOOD/IRBE	SHAWN BURR
APRIL 22	RED WINGS 3; @SHARKS 2	17,190	OSGOOD/IRBE	SHAWN BURR
APRIL 23	RED WINGS 3; @SHARKS 4	17,190	OSGOOD/IRBE	SERGEI MAKAROV
APRIL 26	RED WINGS 4; @SHARKS 6	17,190	ESSENSA, OSGOOD/IRBE	J. GARPENLOV
APRIL 28	@RED WINGS 7; SHARKS 1	19,875	OSGOOD/IRBE, WAITE	STEVE CHASSANOV
APRIL 30	@RED WINGS 2; SHARKS 3	19,875	OSGOOD/IRBE	JAMIE BAKER

GOALS BY PERIOD	1ST	2ND	3RD	OT	TOTAL	SHOTS BY PERIOD	1ST	2ND	3RD	OT	TOTAL
RED WINGS	11	8	8	0	27	RED WINGS	74	79	65	0	218
SHARKS	7	6	8	0	21	SHARKS	47	60	46	0	153

INDIVIDUAL SCORING

SHARKS	GP	G	A	TP	+/-	PM	PP	SH	GW	GT	EN	S	PCTG
IGOR LARIONOV	7	2	8	10	-5	4	0	0	0	0	0	10	20.0
SERGEI MAKAROV	7	6	0	6	-3	4	3	0	1	0	0	14	42.9
JOHAN GARPENLOV	7	2	3	5	-5	6	0	0	1	0	0	8	25.0
TODD ELIK	7	1	4	5	-1	8	0	0	0	0	0	15	6.7
SANDIS OZOLINSH	7	0	5	5	-4	0	0	0	0	0	0	12	.0
ULF DAHLEN	7	3	1	4	0	0	2	0	0	0	0	12	25.0
TOM PEDERSON	7	1	3	4	-1	2	0	1	0	0	0	18	5.6
JAMIE BAKER	7	2	1	3	-1	4	0	0	1	0	0	7	28.6
JEFF NORTON	7	0	3	3	-4	12	0	0	0	0	0	15	.0
BOB ERREY	7	1	1	2	0	2	0	0	0	0	0	5	20.0
VLASTIMIL KROUPA	7	1	1	2	-2	2	0	0	1	0	0	4	25.0
GAETAN DUCHESNE	7	0	2	2	1	8	0	0	0	0	0	5	.0
RAY WHITNEY	7	0	2	2	-4	2	0	0	0	0	0	11	.0
SHAWN CRONIN	7	1	0	1	-2	6	0	0	0	0	0	1	100.0
ROB GAUDREAU	7	1	0	1	0	0	1	0	0	0	0	6	16.7
PAT FALLOON	7	0	1	1	-3	4	0	0	0	0	0	4	.0
JAY MORE	7	0	1	1	-2	12	0	0	0	0	0	3	.0
JEFF ODGERS	4	0	0	0	-1	2	0	0	0	0	0	3	.0
ARTURS IRBE	7	0	0	0	0	4	0	0	0	0	0	0	.0

POWER PLAY: 6-36 (16.7%) PENALTY KILLING: 30-35 (85.7%)

GOALTENDING SHARKS	GP	MIN	GA	AVG	EN	SO	W	L	SHOTS	SAVE%
ARTURS IRBE	7	399	26	3.91	0	0	4	3	210	.876
JIM WAITE	1	20	1	3.00	0	0	0	0	8	.875

WESTERN CONFERENCE SEMIFINALS

TORONTO MAPLE LEAFS (#2) vs. SAN JOSE SHARKS (#8) • SHARKS SUMMARY: WON-3 LOST-4

DATE	SCORE	ATT.	GOALTENDERS	GW GOAL
MAY 2	@MAPLE LEAFS 2; SHARKS 3	15,728	POTVIN/IRBE	JOHAN GARPENLOV
MAY 4	@MAPLE LEAFS 5; SHARKS 1	15,728	POTVIN/IRBE	MIKE GARTNER
MAY 6	MAPLE LEAFS 2; @SHARKS 5	17,190	POTVIN, RHODES/IRBE	ULF DAHLEN
MAY 8	MAPLE LEAFS 8; @SHARKS 3	17,190	POTVIN/IRBE, WAITE	WENDEL CLARK
MAY 10	MAPLE LEAFS 2; @SHARKS 5	17,190	POTVIN/IRBE	SERGEI MAKAROV
MAY 12	@MAPLE LEAFS 3; SHARKS 2 OT	15,728	POTVIN/IRBE	MIKE GARTNER
MAY 14	@MAPLE LEAFS 4; SHARKS 2	15,728	POTVIN/IRBE	MARK OSBORNE

GOALS BY PERIOD	1ST	2ND	3RD	OT	TOTAL	SHOTS BY PERIOD	1ST	2ND	3RD	OT	TOTAL
MAPLE LEAFS	9	9	7	1	26	MAPLE LEAFS	65	64	68	1	198
SHARKS	5	8	8	0	21	SHARKS	60	75	52	0	187

INDIVIDUAL SCORING

SHARKS	GP	G	A	TP	+/-	PM	PP	SH	GW	GT	EN	S	PCTG
IGOR LARIONOV	7	3	5	8	4	6	0	0	0	0	0	17	17.6
TODD ELIK	7	4	1	5	-4	4	1	0	0	0	0	30	13.3
JOHAN GARPENLOV	7	2	3	5	5	0	0	0	1	0	0	15	13.3
SANDIS OZOLINSH	7	0	5	5	7	8	0	0	0	0	0	11	.0
ULF DAHLEN	7	3	1	4	-3	0	1	0	1	0	0	24	12.5
SERGEI MAKAROV	7	2	2	4	5	0	0	0	1	0	0	12	16.7
BOB ERREY	7	2	1	3	-3	8	1	0	0	0	0	7	28.6
GAETAN DUCHESNE	7	1	2	3	-3	4	0	0	0	0	0	12	8.3
JEFF NORTON	7	1	2	3	8	8	0	0	0	0	0	9	11.1
TOM PEDERSON	7	0	3	3	-5	0	0	0	0	0	0	16	.0
JAMIE BAKER	7	1	1	2	0	26	0	0	0	0	0	6	16.7
PAT FALLOON	7	1	1	2	1	2	0	0	0	0	0	4	25.0
RAY WHITNEY	7	0	2	2	0	6	0	0	0	0	0	5	.0
ROB GAUDREAU	7	1	0	1	-1	0	0	1	0	0	0	8	12.5
JAY MORE	6	0	1	1	-2	20	0	0	0	0	0	2	.0
VLASTIMIL KROUPA	7	0	1	1	-6	19	0	0	0	0	0	2	.0
MIKE RATHJE	1	0	0	0	1	0	0	0	0	0	0	0	.0
SHAWN CRONIN	7	0	0	0	-2	14	0	0	0	0	0	4	.0
ARTURS IRBE	7	0	0	0	0	2	0	0	0	0	0	0	.0
JEFF ODGERS	7	0	0	0	-1	9	0	0	0	0	0	3	.0

POWER PLAY: 3-38 (7.9%) PENALTY KILLING: 18-26 (69.2%)

GOALTENDING SHARKS	GP	MIN	GA	AVG	EN	SO	W	L	SHOTS	SAVE%
ARTURS IRBE	7	407	24	3.54	0	0	3	4	189	.873
JIM WAITE	1	20	2	6.00	0	0	0	0	9	.778

SHARKS ALL-TIME PLAYOFF RECORDS

TEAM

GOALS

MOST GOALS, GAME AT HOME — 6 (2 TIMES, MOST RECENT — 5/6/02 VS. COLORADO [6-4 W])

MOST GOALS, GAME ON ROAD — 7, 4/30/99 AT COLORADO (7-3 W)

MOST GOALS AGAINST, GAME AT HOME — 9, 5/11/95 VS. CALGARY (2-9 L)

MOST GOALS AGAINST, GAME ON ROAD — 8, 5/4/02 AT COLORADO (2-8 L)

MOST GOALS, GAME BY BOTH TEAMS AT HOME — 11 (2 TIMES, MOST RECENT — 5/11/95 VS. CALGARY [2-9 L])

MOST GOALS, GAME BY BOTH TEAMS ON ROAD — 10, (2 TIMES, MOST RECENT — 5/4/02 AT COLORADO [2-8 L])

FEWEST GOALS, GAME AT HOME — 0 (2 TIMES, MOST RECENT — 5/7/07 VS. DETROIT (0-2 L))

FEWEST GOALS, GAME ON ROAD — 0 (8 TIMES, MOST RECENT — 5/17/06 AT EDMONTON [0-2 L])

FEWEST GOALS ALLOWED, GAME AT HOME — 0 (2 TIMES, MOST RECENT — 4/08/04 VS. ST. LOUIS [1-0 W OT])

FEWEST GOALS ALLOWED, GAME ON ROAD — 0, (5 TIMES, MOST RECENT — 4/26/06 AT DETROIT [2-0 W])

FEWEST GOALS BY BOTH TEAMS, GAME AT HOME — 1 (2 TIMES, MOST RECENT — 4/08/04 VS. ST. LOUIS [1-0 W OT])

FEWEST GOALS BY BOTH TEAMS, GAME ON ROAD — 1, (5 TIMES, MOST RECENT — 4/28/04 AT COLORADO [0-1 L OT])

EARLIEST GOAL FROM START OF GAME, FOR — :36, 4/28/07 AT DETROIT (2-3 L), JONATHAN CHEECHOO

EARLIEST GOAL FROM START OF 2ND PERIOD, FOR — :29 (2 TIMES, MOST RECENT-5/8/02 VS. COLORADO [1-4 L], TEEMU SELANNE)

EARLIEST GOAL FROM START OF 3RD PERIOD, FOR — :19, 5/19/95 AT CALGARY (5-4 W 2OT), PAT FALLOON

EARLIEST GOAL FROM START OF OVERTIME, FOR — 6:31, 4/28/98 VS. DALLAS (1-0 W OT), ANDREI ZYUZIN

EARLIEST GOAL FROM START OF GAME, AGAINST — :20, 5/11/04 VS. CALGARY (1-4 L), MARCUS NILSON

EARLIEST GOAL FROM START OF 2ND PERIOD, AGAINST — :21, 4/23/00 VS. ST. LOUIS (2-6 L), SCOTT YOUNG

EARLIEST GOAL FROM START OF 3RD PERIOD, AGAINST — :12, 5/14/06 VS. EDMONTON (3-6 L), SHAWN HORCOFF

EARLIEST GOAL FROM START OF OVERTIME, AGAINST — 1:54, 5/01/04 VS. COLORADO (1-2 L OT), JOE SAKIC

FASTEST 2 GOALS, FOR — :08, 4/30/98 AT DALLAS (2-3 L); JOHN MACLEAN, RON SUTTER

FASTEST 3 GOALS, FOR — 4:08, 4/18/94 AT DETROIT (5-4 W); SHAWN CRONIN, IGOR LARIONOV, SERGEI MAKAROV

FASTEST 4 GOALS, FOR — 17:58, 4/26/94 VS. DETROIT (6-4 W); SERGEI MAKAROV, ULF DAHLEN, JOHAN GARPENLOV, BOB ERREY

FASTEST 2 GOALS, AGAINST — :12, 5/04/02 AT COLORADO (2-8 L); ERIC MESSIER, DAN HINOTE

FASTEST 3 GOALS, AGAINST — 1:36, 4/28/94 AT DETROIT (1-7 L); STEVE CHIASSON, RAY SHEPPARD, SLAVA KOZLOV

FASTEST 4 GOALS, AGAINST — 3:01, 4/28/94 AT DETROIT (1-7 L); STEVE CHIASSON, RAY SHEPPARD, SLAVA KOZLOV, STEVE YZERMAN

FASTEST 5 GOALS, AGAINST — 14:01, 4/23/00 VS. ST. LOUIS (2-6 L); SCOTT YOUNG, JOCHEN HECHT, CHRIS PRONGER, TYSON NASH, SCOTT YOUNG

MOST CONSECUTIVE GOALS GAME, FOR — 5, 4/30/99 AT COLORADO (7- 3 W)

MOST CONSECUTIVE GOALS GAME, AGAINST — 6, 4/23/00 VS. ST. LOUIS (2-6 L)

MOST GOALS FOR, PERIOD AT HOME — 3 (8 TIMES, MOST RECENT — 4/27/06 VS. EDMONTON [5-4 W]; 2ND PERIOD)

MOST GOALS FOR, PERIOD ON ROAD — 4, (2 TIMES, MOST RECENT — 5/16/04 AT CALGARY [4-1 W], 2ND PERIOD)

MOST GOALS AGAINST, PERIOD AT HOME — 5, 4/23/00 VS. ST. LOUIS [2-6 L], 2ND PERIOD)

MOST GOALS AGAINST, PERIOD ON ROAD — 4, (4 TIMES, MOST RECENT — 5/4/02 AT DETROIT [2-8 L]; 2ND PERIOD)

WIDEST MARGIN OF VICTORY, HOME — 3 (5 TIMES, MOST RECENT — 4/25/06 VS. EDMONTON [4-1 W])
WIDEST MARGIN OF VICTORY, ROAD — 4, 4/30/99 AT COLORADO (7-3 W)
WIDEST MARGIN OF DEFEAT, HOME — 7, 5/11/95 VS. CALGARY (2-9 L)
WIDEST MARGIN OF DEFEAT, ROAD — 6 (2 TIMES, MOST RECENT — 5/4/02 AT COLORADO [2-8 L])

POINTS

MOST POINTS, GAME — 16, 5/1/02 AT COLORADO (6-3 W)
MOST POINTS AGAINST, GAME — 23 (2 TIMES, MOST RECENT — 5/11/95 VS. CALGARY [2-9 L])
MOST POINTS, GAME BY BOTH TEAMS — 30 (2 TIMES, MOST RECENT — 5/4/02 AT COLORADO [2-8 L], COL 24, S.J. 6)

FEWEST POINTS, GAME — 0 (10 TIMES, MOST RECENT-5/7/07 VS. DETROIT [0-2 L])
FEWEST POINTS AGAINST, GAME — 0 (7 TIMES, MOST RECENT — 4/26/07 AT DETROIT [2-0 W])
FEWEST POINTS, GAME BY BOTH TEAMS — 2, (2 TIMES, MOST RECENT — 4/28/04 AT COLORADO [0-1 L OT]); COL 2, S.J. 0

SHOTS

MOST SHOTS, GAME AT HOME — 52, 5/09/04 VS. CALGARY (3-4 L OT)
MOST SHOTS, GAME ON ROAD — 38, 4/11/07 AT NASHVILLE (5-4 W 2OT)
MOST SHOTS FACED, GAME AT HOME — 49, 5/2/07 VS. DETROIT (2-3 L OT)
MOST SHOTS FACED, GAME ON ROAD — 60, 5/19/95 AT CALGARY (5-4 W 2OT)
MOST SHOTS, GAME BY BOTH TEAMS AT HOME — 89, 5/09/04 VS. CALGARY (3-4 L OT); S.J. 52, CGY 37
MOST SHOTS, GAME BY BOTH TEAMS ON ROAD — 92, 5/10/06 AT EDMONTON (2-3 L 3OT); S.J. 34, EDM 57

FEWEST SHOTS, GAME AT HOME — 12, 5/25/95 VS. DETROIT (2-6 L)
FEWEST SHOTS, GAME ON ROAD — 15, 5/21/95 AT DETROIT (0-6 L)
FEWEST SHOTS FACED, GAME AT HOME — 14, 4/26/98 VS. DALLAS (4-1 W)
FEWEST SHOTS FACED, GAME ON ROAD — 18, 4/30/00 AT DALLAS (0-1 L)
FEWEST SHOTS, GAME BY BOTH TEAMS AT HOME — 38, 5/11/04 VS. CALGARY (1-4 L); S.J. 18, CGY 20
FEWEST SHOTS, GAME BY BOTH TEAMS ON ROAD — 37, 4/30/00 AT DALLAS (0-1 L); DAL 19, S.J. 18

MOST SHOTS, PERIOD AT HOME — 21, 4/24/99 VS. COLORADO (1-3 L) 3RD PERIOD
MOST SHOTS, PERIOD ON ROAD — 18 (4/30/06 AT NASHVILLE [2-1 W], 2ND PERIOD)
MOST SHOTS, OT AT HOME — 6, 5/2/07 VS. DETROIT (2-3 L OT, 16:04)
MOST SHOTS, OT ON ROAD — 19, 5/19/95 AT CALGARY (5-4 W 2OT, 21:54)
MOST SHOTS FACED, PERIOD AT HOME — 18, 5/6/02 VS. COLORADO (6-4 W), 2ND PERIOD
MOST SHOTS FACED, PERIOD ON ROAD — 21, 5/23/95 AT DETROIT (2-6 L); 1ST PERIOD
MOST SHOTS FACED, OT AT HOME — 12, (2 TIMES, MOST RECENT — 5/2/07 VS. DETROIT [2-3 L OT]; 16:04)
MOST SHOTS FACED, OT ON ROAD — 31, 5/10/06 AT EDMONTON (3-2 L [3OT]) 42:24 3 OT

FEWEST SHOTS, PERIOD AT HOME — 2 (2 TIMES, MOST RECENT-4/28/98 VS. DALLAS [1-0 W OT]; 3RD PERIOD)
FEWEST SHOTS, PERIOD ON ROAD — 2, (3 TIMES, MOST RECENT-4/11/07 AT NASHVILLE [5-4 W 2 OT]; 3RD PERIOD)
FEWEST SHOTS FACED, PERIOD AT HOME — 1 (2 TIMES, MOST RECENT — 4/16/01 VS. ST. LOUIS [3-6 L], 3RD PERIOD)
FEWEST SHOTS FACED, PERIOD ON ROAD — 2, 5/04/04 AT COLORADO (3-1 W), 1ST PERIOD
FEWEST SHOTS FACED, OT AT HOME — 1, (2 TIMES, MOST RECENT — 5/01/04 VS. COLORADO [1-2 L OT])
FEWEST SHOTS FACED, OT ON ROAD — 1, 5/12/94 AT TORONTO (2-3 L OT)

LARGEST MARGIN OUTSHOOTING, HOME — 23, 4/25/06 VS. NASHVILLE (4-1 W)
LARGEST MARGIN OUTSHOOTING, ROAD — 13, 4/20/07 AT NASHVILLE (3-2 W)
LARGEST MARGIN OUTSHOT, HOME — 24, 5/25/95 VS. DETROIT (2-6 L)
LARGEST MARGIN OUTSHOT, ROAD — 30, 5/19/95 AT CALGARY (5-4 W 2OT)

SPECIAL TEAMS

MOST PPG FOR, GAME AT HOME — 3, 4/26/98 VS. DALLAS (4-1 W)
MOST PPG FOR, GAME ON ROAD — 3, 4/23/06 AT NASHVILLE [3-0 W]
MOST PPG AGAINST, GAME AT HOME — 3, 5/14/06 VS. EDMONTON (3-6 L)
MOST PPG AGAINST, GAME ON ROAD — 4, (2 TIMES, MOST RECENT — 4/21/06 AT NASHVILLE [3-4 L])

MOST PPG, GAME BY BOTH TEAMS AT HOME — 4, (3 TIMES, MOST RECENT — 5/14/06 VS. EDMONTON [6-3 W]; EDM 3, S.J. 1

MOST PPG, GAME BY BOTH TEAMS ON ROAD — 5, 4/21/06 AT NASHVILLE (3-4 L); NSH 4, S.J. 1

MOST PP ATTEMPTS FOR, GAME AT HOME — 14, 4/26/98 VS. DALLAS (4-1 W)

MOST PP ATTEMPTS FOR, GAME ON ROAD — 10 4/23/06 AT NASHVILLE (3-0 W)

MOST PP ATTEMPTS AGAINST, GAME AT HOME — 9, 4/23/00 VS. ST. LOUIS (2-6 L)

MOST PP ATTEMPTS AGAINST, GAME ON ROAD — 15, 4/24/98 AT DALLAS (2-5 L)

MOST PP ATTEMPTS, GAME BY BOTH TEAMS AT HOME — 20, 4/10/04 VS. ST. LOUIS (3-1 W); STL 7. SJ 13

MOST PP ATTEMPTS, GAME BY BOTH TEAMS ON ROAD — 19, (2 TIMES, MOST RECENT — 4/23/06 AT NASHVILLE (3-0 W); NSH 9, S.J. 10

MOST SHG, GAME — 2, 4/30/99 AT COLORADO (7-3 W), VINCENT DAMPHOUSSE (2)

MOST SHG ALLOWED, GAME — 2 (3 TIMES, MOST RECENT — 5/5/00 VS. DALLAS (4-5 L); GUY CARBONNEAU, SERGEI ZUBOV)

MOST SHG, PERIOD — 2, 4/30/99 AT COLORADO (7-3 W), VINCENT DAMPHOUSSE (2), 3RD PERIOD

MOST SHG ALLOWED, PERIOD — 2 (2 TIMES, MOST RECENT — 5/11/95 VS. CALGARY [2-9 L]; MIKE SULLIVAN, RON STERN), 1ST PERIOD

MOST PENALTIES FOR, GAME AT HOME — 15, 5/6/94 VS. TORONTO (5-2 W); 57 PIM

MOST PENALTIES FOR, GAME ON ROAD — 21, 4/24/98 AT DALLAS (2-5 L); 72 PIM

MOST PENALTIES AGAINST, GAME AT HOME — 20, 4/26/98 VS. DALLAS (4-1 W); 75 PIM

MOST PENALTIES AGAINST, GAME ON ROAD — 14, 4/13/07 AT NASHVILLE (2-5 L); 64 PIM

MOST PIM FOR, GAME AT HOME — 57, 5/6/94 VS. TORONTO (5-2 W); 15 PENALTIES

MOST PIM FOR, GAME ON ROAD — 72, 4/24/98 AT DALLAS (2-5 L); 21 PENALTIES

MOST PIM AGAINST, GAME AT HOME — 75, 4/26/98 VS. DALLAS (4-1 W); 20 PENALTIES

MOST PIM AGAINST, GAME ON ROAD — 64, 4/13/07 AT NASHVILLE (2-5 L); 14 PENALTIES

FEWEST PENALTIES FOR, GAME AT HOME — 1, 4/28/98 VS. DALLAS (1-0 W OT); 2 PIM

FEWEST PENALTIES FOR, GAME ON ROAD — 1, 5/19/95 AT CALGARY (5-4 W 2OT); 2 PIM

FEWEST PENALTIES AGAINST, GAME AT HOME — 3 (7 TIMES, MOST RECENT — 5/8/06 VS. EDMONTON [2-1 W]; 6 PIM)

FEWEST PENALTIES AGAINST, GAME ON ROAD — 1, 4/26/07 AT DETROIT (2-0 W); 2 PIM

FEWEST PIM FOR, GAME AT HOME — 2, 4/28/98 VS. DALLAS (1-0 W OT); 1 PENALTY

FEWEST PIM FOR, GAME ON ROAD — 2, 5/19/95 AT CALGARY (5-4 W 2OT); 1 PENALTY

FEWEST PIM AGAINST, GAME AT HOME — 6, (5 TIMES, MOST RECENT — 5/8/06 VS. EDMONTON [2-1 W]; 3 PENALTIES)

FEWEST PIM AGAINST, GAME ON ROAD — 2, 4/26/07 AT DETROIT (2-0 W); 1 PENALTY

MOST PENALTY MINUTES, GAME BY BOTH TEAMS, HOME — 125, 5/6/94 VS. TORONTO (5-2 W); TOR 68, S.J. 57

MOST PENALTY MINUTES, GAME BY BOTH TEAMS, ROAD — 121, 4/13/07 AT NASHVILLE (2-5 L); NSH 64, S.J. 57

FEWEST PENALTY MINUTES, GAME BY BOTH TEAMS, HOME — 8, 4/28/98 VS. DALLAS (1-0 W OT); DAL 6, S.J. 2

FEWEST PENALTY MIUNTES, GAME BY BOTH TEAMS, ROAD — 6, 5/19/95 AT CALGARY (5-4 W 2OT); CGY 4, S.J. 2

FEWEST PENALTIES, GAME BY BOTH TEAMS, HOME — 4, 4/28/98 VS. DALLAS (1-0 W OT); DAL 3, S.J. 1

FEWEST PENALTIES, GAME BY BOTH TEAMS, ROAD — 3, 5/19/95 AT CALGARY (5-4 W 2OT); CGY 2, S.J. 1

MOST PENALTIES, GAME BY BOTH TEAMS, HOME — 33, 5/6/94 VS. TORONTO (5-2 W); TOR 18, S.J. 15

MOST PENALTIES, GAME BY BOTH TEAMS, ROAD — 33, 4/24/98 AT DALLAS (2-5 L); DAL 12, S.J. 21

MOST CONSECUTIVE GAMES SCORING PPG — 5 4/21/06 THRU 4/30/06, VS. NASHVILLE

MOST CONSECUTIVE GAMES NOT SCORING PPG — 6, 4/12/01 THRU 4/21/01 VS. ST. LOUIS

MOST CONSECUTIVE GAMES ALLOWING PPG — 8, 4/12/00 THRU 4/25/00 VS. ST. LOUIS, 4/28/00 VS. DALLAS

MOST CONSECUTIVE GAMES NOT ALLOWING PPG — 4, (2 TIMES, MOST RECENT — 4/24/04 THRU 5/01/04 VS. COLORADO)

MOST CONSECUTIVE CHANCES NOT SCORING PPG — 23, 4/12/01 (1ST PERIOD) THRU 4/21/01 (3RD PERIOD) VS. ST. LOUIS
MOST CONSECUTIVE CHANCES NOT ALLOWING PPG — 20, 4/22/04 (2ND PERIOD) VS. COLORADO THRU 5/04/04 AT COLORADO (2ND PERIOD)
LONGEST SHUTOUT STREAK - 178:14, 4/24/02 VS. COLORADO (1ST PERIOD) THRU 4/28/04 AT COLORADO (OT, 5:15)
LONGEST CONSECUTIVE SCORELESS STREAK — 171:28, 4/25/00 VS. ST. LOUIS (2ND PERIOD) THRU 5/2/00 VS. DALLAS (2ND PERIOD)

INDIVIDUAL

MOST POINTS, GAME — 4 (2 TIMES, MOST RECENT — MIKE RICCI [1-3=4]; 4/28/99 AT COLORADO [4-2 W])
MOST GOALS, GAME — 3, (3 TIMES, MOST RECENT — PATRICK MARLEAU, 4/22/04 VS. COLORADO [5-2 W])
MOST ASSISTS, GAME — 3 (7 TIMES, MOST RECENT — CHRISTIAN EHRHOFF, 4/25/06 VS. NASHVILLE [4-1 W])
MOST PPG, GAME — 2, (2 TIMES, MOST RECENT — PATRICK MARLEAU, 4/27/06 VS. NASHVILLE [5-4 W])
MOST SHG, GAME — 2, VINCENT DAMPHOUSSE, 4/30/99 AT COLORADO (7-3 W)
MOST SHOTS, GAME — 10, OWEN NOLAN, 5/6/02 VS. COLORADO (6-4 W)
MOST PENALTIES, GAME — 5 (3 TIMES, MOST RECENT — RYANE CLOWE, 4/13/07 AT NASHVILLE [2-5 L]; 13 PIM)
MOST PIM, GAME — 24, OWEN NOLAN, 4/24/98 AT DALLAS (2-5 L); 5 PENALTIES
BEST PLUS/MINUS, GAME — +4 (2 TIMES, MOST RECENT — BRYAN MARCHMENT, 4/30/99 AT COLORADO [7-3 W])
WORST PLUS/MINUS, GAME — -6, CRAIG JANNEY, 5/11/95 VS. CALGARY (2-9 L)

MOST CONSECUTIVE GAMES, GOAL — 4 (2 TIMES, MOST RECENT — PATRICK MARLEAU, 4/26/02 VS. PHOENIX THRU 5/6/02 VS. COLORADO)
MOST CONSECUTIVE GAMES, ASSIST — 7 (2 TIMES, MOST RECENT — JOE THORNTON, 4/16/07 VS. NASHVILLE THRU 5/2/07 VS. DETROIT)
MOST CONSECUTIVE GAMES, POINT — 8 (2 TIMES, MOST RECENT — PATRICK MARLEAU, 4/17/02 VS. PHOENIX THRU 5/6/02 VS. COLORADO)

FASTEST 2 GOALS, FOR — 1:34, PATRICK MARLEAU, 4/22/04 VS. COLORADO (5-2 W)
FASTEST 3 GOALS, FOR — 22:21, PATRICK MARLEAU, 4/22/04 VS. COLORADO (5-2 W)

MOST POINTS, PERIOD — 3 (2 TIMES, MOST RECENT — MIKE RICCI [0-3=3], 4/28/99 AT COLORADO [4-2 W] 3RD PERIOD)
MOST GOALS, PERIOD — 2 (9 TIMES, MOST RECENT — PATRICK MARLEAU, 4/27/06 VS. NASHVILLE [5-4 W] 2ND PERIOD)
MOST ASSISTS, PERIOD — 3, MIKE RICCI, 4/28/99 AT COLORADO (4-2 W) 3RD PERIOD
MOST PPG, PERIOD — 1 (NUMEROUS TIMES, MOST RECENT — JONATHAN CHEECHOO, 4/30/07 VS. DETROIT [2-1 W]) 3RD PERIOD
MOST SHG, PERIOD — 2, VINCENT DAMPHOUSSE, 4/30/99 AT COLORADO (7-3 W) 3RD PERIOD
MOST SHOTS, PERIOD — 6, 4/11/07 AT NASHVILLE (5-4 W 2OT), 1ST PERIOD
MOST PENALTIES, PERIOD — 3, (4 TIMES, MOST RECENT — RYANE CLOWE [9 PIM], 4/13/07 AT NASHVILLE [2-5 L]) 3RD PERIOD
MOST PIM, PERIOD — 20, OWEN NOLAN (20 PIM) 4/24/98 AT DALLAS (2-5 L), 3RD PERIOD

FASTEST 2 GOALS, AGAINST — 2:06, THEO FLEURY, 5/13/95 VS. CALGARY (4-6 L)
FASTEST 3 GOALS, AGAINST — 14:17, THEO FLEURY, 5/13/95 VS. CALGARY (4-6 L)
FASTEST 4 GOALS, AGAINST — 50:50, THEO FLEURY, 5/13/95 VS. CALGARY (4-6 L)

MOST POINTS BY OPPONENT, GAME — 5 (2 TIMES, MOST RECENT — THEOREN FLEURY [4-1=5], 5/13/95 VS. CALGARY [4-6])
MOST GOALS BY OPPONENT, GAME — 4, THEOREN FLEURY, 5/13/95 VS. CALGARY (4-6 L)
MOST ASSISTS BY OPPONENT, GAME — 4 (3 TIMES, MOST RECENT — PAUL KARIYA, 4/21/06 VS. NASHVILLE [3-4 L])
MOST PPG BY OPPONENT, GAME — 2 (2 TIMES, MOST RECENT — PAT VERBEEK, 4/24/98 AT DALLAS [2-5 L])
MOST SHG BY OPPONENT, GAME — 1 (NUMEROUS TIMES, MOST RECENT — DAN CLEARY, 4/28/07 AT DETROIT [2-3 L])
MOST SHOTS BY OPPONENT, GAME — 9, THEOREN FLEURY, 5/14/95 VS. CALGARY (4-6 L)
MOST PENALTIES BY OPPONENT, GAME — 6, (2 TIMES, MOST RECENT — CHRIS SIMON, 5/13/04 AT CALGARY [3-0 W]; 23 MINUTES)
MOST PIM BY OPPONENT, GAME — 23, CHRIS SIMON, (6 PENALTIES) 5/13/04 AT CALGARY (3-0 W)



Wade Flaherty

- BEST PLUS/MINUS BY OPPONENT, GAME** — +6, THEOREN FLEURY, 5/11/95 VS. CALGARY (2-9 L)
WORST PLUS/MINUS BY OPPONENT, GAME — -4 (2 TIMES, MOST RECENT — JAMES PATRICK, 5/7/95 AT CALGARY (5-4 W))
MOST POINTS BY OPPONENT, PERIOD — 3 (4 TIMES, MOST RECENT — PAUL KARIYA [0-3=3], 4/21/06 AT NASHVILLE [3-4 L], 1ST PERIOD)
MOST GOALS BY OPPONENT, PERIOD — 2 (12 TIMES, MOST RECENT — MIKAEL SAMUELSSON, 5/7/07 VS. DETROIT [0-2 L], 1ST PERIOD)
MOST ASSISTS BY OPPONENT, PERIOD — 3, (2 TIMES, MOST RECENT — PAUL KARIYA [0-3=3], 4/21/06 AT NASHVILLE [3-4 L], 1ST PERIOD)
MOST PPG BY OPPONENT, PERIOD — 1 (NUMEROUS TIMES, MOST RECENT — TOMAS HOLMSTROM, 5/5/07 AT DETROIT [1-4 L], 3RD PERIOD)
MOST SHG BY OPPONENT, PERIOD — 1 (NUMEROUS TIMES, MOST RECENT — DAN CLEARY, 4/28/07 AT DETROIT [2-3 L])
MOST SHOTS BY OPPONENT, PERIOD — 6 (2 TIMES, MOST RECENT — DINO CICCARELLI, 5/23/95 AT DETROIT [2-6 L]; 1ST PERIOD)
MOST PENALTIES BY OPPONENT, PERIOD — 4, (4 TIMES, MOST RECENT — CHRIS SIMON, 5/13/04 AT CALGARY [3-0 W]; 23 MINUTES) 3RD PERIOD
MOST PIM BY OPPONENT, PERIOD — 22, JAROME IGINLA (3 PENALTIES), 5/13/04 AT CALGARY (3-0 W); 3RD PERIOD

GOALTENDERS

- MOST MINUTES, GAME** — 102:24, VESA TOSKALA, 5/10/06 AT EDMONTON (2-3 L 30T)
FEWEST GOALS ALLOWED, GAME — 0 (7 TIMES, MOST RECENT — EVGENI NABOKOV, 4/26/07 AT DETROIT [2-0 W])
MOST GOALS ALLOWED, GAME — 8 (2 TIMES, MOST RECENT — EVGENI NABOKOV, 5/4/02 AT COLORADO [2-8 L])
MOST SHOTS FACED, GAME — 60, WADE FLAHERTY, 5/19/95 AT CALGARY (5-4 W 20T)
MOST SHOTS FACED, PERIOD — 21, ARTURS IRBE, 5/23/95 AT DETROIT (2-6 L) 1ST PERIOD
FEWEST SHOTS FACED, GAME — 15, MIKE VERNON, 4/26/98 VS. DALLAS (4-1 W)
FEWEST SHOTS FACED, PERIOD (MIN. 18 MINUTES) — 0, MIIKKA KIPRUSOFF, 4/16/01 VS. ST. LOUIS (3-6 L)
MOST SAVES, GAME — 56, WADE FLAHERTY, 5/19/95 AT CALGARY (5-4 W 20T)
MOST SAVES, PERIOD — 18, STEVE SHIELDS, 4/15/00 AT ST. LOUIS (3-5 L); 1ST PERIOD
MOST PENALTIES, GAME — 1 (4 TIMES, MOST RECENT — EVGENI NABOKOV, 5/16/04 AT CALGARY [4-1 W]; 2 PIM)
MOST PIM, GAME — 10, ARTURS IRBE, 5/15/95 AT CALGARY (0-5 L), 1 PENALTY

MOST POINTS, GAME — 1 (2 TIMES, MOST RECENT — EVGENI NABOKOV [0-1=2], 5/1/02 AT COLORADO [6-3 W])

LONGEST SHUTOUT STREAK — EVGENI NABOKOV, 178:14, 4/24/02 VS. COLORADO (1ST PERIOD) THRU 4/28/04 AT COLORADO (OT, 5:15)

MOST MINUTES, GAME BY OPPONENT — 101:20, DWAYNE ROLOSON, 5/10/06 AT EDMONTON (2-3 L 3OT)

FEWEST GOALS ALLOWED, GAME BY OPPONENT — 0 (10 TIMES, MOST RECENT — DOMINIK HASEK, 5/7/07 VS. DETROIT [0-2 L])

MOST GOALS ALLOWED, GAME BY OPPONENT — 6, PATRICK ROY, 4/30/99 AT COLORADO (7-3 W)

MOST SHOTS FACED, GAME BY OPPONENT — 52, MIIKKA KIPRUSOFF, 5/09/04 VS. CALGARY (3-4 L OT)

MOST SHOTS FACED, PERIOD BY OPPONENT — 21, PATRICK ROY, 4/24/99 VS. COLORADO (1-3 L) 3RD PERIOD

FEWEST SHOTS FACED, GAME BY OPPONENT — 12, MIKE VERNON, 5/25/95 VS. DETROIT (1-6 L)

FEWEST SHOTS FACED, PERIOD BY OPPONENT (MIN. 18 MINUTES) — 2 (6 TIMES, MOST RECENT — TOMAS VOKOUN, 4/11/07 AT NASHVILLE [5-4 W 2OT])

MOST SAVES, GAME BY OPPONENT — 49, MIIKKA KIPRUSOFF, 5/09/04 VS. CALGARY (3-4 L OT)

MOST SAVES, PERIOD BY OPPONENT — 20, PATRICK ROY, 4/24/99 VS. COLORADO (1-3 L), 1ST PERIOD

MOST PENALTIES, GAME BY OPPONENT — 2, (2 TIMES, MOST RECENT — ED BELFOUR, 5/5/00 VS. DALLAS (4-5 L), 4 PIM)

MOST PIM, GAME BY OPPONENT — 12, ED BELFOUR, 4/26/98 VS. DALLAS (4-1 W), 2 PENALTIES

MOST POINTS, GAME BY OPPONENT — 1 (4 TIMES, MOST RECENT — CHRIS OSGOOD (0-1=1), 4/12/04 AT ST. LOUIS [1-4 L])

MOST SAVES, GAME — 56, WADE FLAHERTY, 5/19/95 AT CALGARY (5-4 W 2OT)

MOST SAVES, PERIOD — 18, STEVE SHIELDS, 4/15/00 AT ST. LOUIS (3-5 L); 1ST PERIOD

MOST PENALTIES, GAME — 1 (4 TIMES, MOST RECENT — EVGENI NABOKOV, 5/16/04 AT CALGARY [4-1 W]; 2 PIM)

MOST PIM, GAME — 10, ARTURS IRBE, 5/15/95 AT CALGARY (0-5 L), 1 PENALTY

MOST POINTS, GAME — 1, (2 TIMES, MOST RECENT — EVGENI NABOKOV [0-1=2], 5/1/02 AT COLORADO [6-3 W])

LONGEST SHUTOUT STREAK — 178:14, EVGENI NABOKOV, 4/24/02 VS. COLORADO (1ST PERIOD) THRU 4/28/04 AT COLORADO (OT, 5:15)

MOST MINUTES, GAME BY OPPONENT — 101:20, DWAYNE ROLOSON, 5/10/06 AT EDMONTON (2-3 L 3OT)

FEWEST GOALS ALLOWED, GAME BY OPPONENT — 0, (9 TIMES, MOST RECENT — DWAYNE ROLOSON, 5/17/06 VS. EDMONTON [0-2 L])

MOST GOALS ALLOWED, GAME BY OPPONENT — 6, PATRICK ROY, 4/30/99 AT COLORADO (7-3 W)

MOST SHOTS FACED, GAME BY OPPONENT — 52, MIIKKA KIPRUSOFF, 5/09/04 VS. CALGARY (3-4 L OT)

MOST SHOTS FACED, PERIOD BY OPPONENT — 21, PATRICK ROY, 4/24/99 VS. COLORADO (1-3 L) 3RD PERIOD

FEWEST SHOTS FACED, GAME BY OPPONENT — 12, MIKE VERNON, 5/25/95 VS. DETROIT (1-6 L)

FEWEST SHOTS FACED, PERIOD BY OPPONENT (MIN. 18 MINUTES) — 2 (5 TIMES, MOST RECENT — DWAYNE ROLOSON, 5/10/06 AT EDMONTON [2-3 L])

MOST SAVES, GAME BY OPPONENT — 49, MIIKKA KIPRUSOFF, 5/09/04 VS. CALGARY (3-4 L OT)

MOST SAVES, PERIOD BY OPPONENT — 20, PATRICK ROY, 4/24/99 VS. COLORADO (1-3 L), 3RD PERIOD

MOST PENALTIES, GAME BY OPPONENT — 2, (2 TIMES, MOST RECENT — ED BELFOUR, 5/5/00 VS. DALLAS (4-5 L), 4 PIM)

MOST PIM, GAME BY OPPONENT — 12, ED BELFOUR, 4/26/98 VS. DALLAS (4-1 W), 2 PENALTIES

MOST POINTS, GAME BY OPPONENT — 1, (4 TIMES, MOST RECENT — CHRIS OSGOOD (0-1=1), 4/12/04 AT ST. LOUIS [1-4 L])



NHL

NATIONAL HOCKEY LEAGUE



NHL Montréal

1800 McGill College Avenue, Suite 2600,
Montréal, Québec, H3A 3J6,
514-841-9220 • Fax: 514-841-1070

NHL Toronto & NHL Enterprises Canada, L.P.

50 Bay Street, 11th Floor,
Toronto, Ontario, M5J 2X8,
416-981-2777 • Fax: 416-981-2779
PR Fax: 416-981-2769

EXECUTIVE

Commissioner Gary B. Bettman
Deputy Commissioner William Daly
Senior Executive Vice President &
Director of Hockey Operations Colin Campbell
Senior Executive Vice President &
Chief Financial Officer Craig Harnett
V.P., Administration, Human Resources & Executive
Assistant to the Commissioner
. Debbie Jordan

HOCKEY OPERATIONS

Senior Executive Vice President of Hockey Operations . .
. Colin Campbell
Senior Vice President, Hockey Operations (Toronto) . . .
. Jim Gregory
Senior Vice President & Director of Officiating (Toronto)
. Stephen Walkom
Senior Vice President, Hockey Operations (Toronto) . . .
. Mike Murphy
Vice President & Managing Director, Central Registry
(Toronto) Sean MacLeod
Video Director (Toronto) Damian Echevarrieta
Director of Alumni Relations
(Toronto) Patrick Flatley
Director, Central Scouting
(Toronto) E.J. McGuire
Director of Systems, Central Registry
(Montreal) Madeleine Supino
Senior Manager, Hockey Operations
(Toronto) Kris King
Senior Manager, Central Registry
(Toronto) Brandon Pridham
Managers, Officiating (Toronto) Dave Baker, Randy Hall
Facilities Operations Manager Dan Craig
Goaltender Equipment Manager
(Toronto) Kay Whitmore

BROADCASTING

Senior Vice President,
Broadcasting John Shannon
Group Vice President, Video Production & Programming .
. Ken Rosen

**NHL New York, NHL Enterprises,
L.P. & NHL Productions/NHL Images**
1185 Avenue of the Americas
New York, N.Y. 10036
212-789-2000 • Fax: 212-789-2020
PR Fax: 212-789-2080



Gary Bettman



William Daly

Group Vice President, Media Operations &
Planning Patti Fallick
Vice President, Broadcasting &
Programming Adam Acone
Senior Director, Operations/
Footage Peg Walsh
Director, Broadcast Operations
(Toronto) Jim Wilkes
Director, NHL Radio Gregg Baldinger

BROADCAST BUSINESS & SCHEDULING

Senior Vice President, Scheduling & Strategic Planning
(Montreal) Steve Hatze Petros
Senior Director, Research Mark Erlichson

COMMUNICATIONS

Executive Vice President, Communications & Brand
Strategy Karen Durkin
Senior Vice President,
Communications Bernadette Mansur
Senior Vice President, Public Relations & Media Services
(Toronto) Gary Meagher
Group Vice President, Media Relations Frank Brown
Vice President, Public Relations & Player Development .
. Jamey Horan
Vice President, Community &
Diversity Programming Ken Martin
Statistician and Information Officer
(Toronto) Benny Ercolani
Senior Director, News Services Greg Inglis
Director, Entertainment Publicity Nirva Milord
Director, Youth Development,
NHL Diversity Willie O'Ree
Senior Manager, Public Relations
(Toronto) David Keon
Senior Manager, Public Relations
(Toronto) Julie Young
Manager, Public Relations Schuyler Baehman
Manager, Community
Relations Ann Marie Lynch
Publicist Kerry McGovern
Manager, NHL Diversity Robert Wooley
Manager, Community &
Diversity Publicity Mary Kay Wright

2007-08 NHL OFFICIALS

REFEREES

NAME	NO
Auger, Stephane	15
Banfield, David	44
Ciamaga, Chris	41
Devorski, Paul	10
Dwyer, Gord	39
Fraser, Kerry	2
Furlatt, Eric	27
Hasenfratz, Mike	30
Jackson, Dave	8
Joannette, Marc	25
Kimmerly, Greg	18
Koharski, Don	12
Kowal, Tom	32
Kozari, Steve	40
L'Ecuyer, Frederick	48
LaRue, Dennis	14
Lee, Chris	28
Leggo, Mike	3
Marouelli, Dan	6
Martell, Rob	26
McCauley, Wes	4
McCreary, Bill	7
McGeough, Mick	19
Meier, Brad	34
Morton, Dean	36
O'Halloran, Dan	13
O'Rourke, Dan	42
Peel, Tim	20
Pochmara, Brian	43
Pollock, Kevin	33
Rehman, Kyle	37
Rooney, Chris	5
St-Laurent, Francois	38
St. Pierre, Justin	45
Shick, Rob	16
Spada, Craig	22
Sutherland, Kelly	11
Van Massenhoven, Don	21
Walsh, Ian	29
Warren, Dean	35
Watson, Brad	23



LINESMEN

NAME	NO	NAME	NO
Amell, Derek	75	McElman, Andy	90
Barton, Steve	59	Miller, Steve	89
Brisebois, David	96	Morin, Jean	97
Cameron, Lonnie	74	Murphy, Brian	93
Champoux, Pierre	67	Murray, Jonny	95
Cherrey, Scott	50	Nansen, Derek	70
Cormier, Michel	76	Nelson, Thor	80
Cvik, Mike	88	Nowak, Tim	77
Dapuzzo, Pat	60	Pare, Mark	79
Devorski, Greg	54	Racicot, Pierre	65
Driscoll, Scott	68	Rody, Vaughan	73
Galloway, Ryan	82	Schachte, Dan	47
Gibbs, Darren	66	Seitz, Lyle	61
Henderson, Don	91	Sericolo, Anthony	84
Heyer, Shane	55	Sharrers, Jay	57
Kovachik, Brad	71	Shewchyk, Mark	92
Lazarowich, Brad	86	Wheler, Mark	56
Mach, Brian	78		

NHL TROPHIES

HART MEMORIAL TROPHY — An annual award to “the player adjudged to be the most valuable to his team.” Winner selected in a poll by the Professional Hockey Writers’ Association in all NHL cities at the end of the regular season schedule. **2007 Winner: Sidney Crosby, Pittsburgh Penguins**

ART ROSS TROPHY — An annual award to “the player who leads the League in scoring points at the end of the regular season.” **2007 Winner: Sidney Crosby, Pittsburgh Penguins**

MAURICE “ROCKET” RICHARD TROPHY — The Maurice “Rocket” Richard Trophy, a gift to the National Hockey League from the Montreal Canadiens, is presented to the player finishing the regular season as the League’s goal-scoring leader. During his 18-year career with the Canadiens from 1942-43 through 1959-60, Richard was the first player in NHL history to score 50 goals in a season and 500 for his career. He was the League’s top goal-scorer five times, played on eight Stanley Cup Champions and was inducted into the Hockey Hall of Fame in 1961. **2007 Winner: Vincent Lecavalier, Tampa Bay Lightning**

CALDER MEMORIAL TROPHY — An annual award to “the player selected as the most proficient in his first year of competition in the National Hockey League.” Winner selected in a poll by the Professional Hockey Writers’ Association at the end of the regular season schedule. To be eligible for this award, a player cannot have competed in more than 25 games in any single preceding season nor in six or more games in each of any two preceding seasons in any major professional league. Beginning in 1990-91, to be eligible for this award, a player must not have attained his 26th birthday by September 15 of the season in which he is eligible. **2007 Winner: Evgeni Malkin, Pittsburgh Penguins**

JAMES NORRIS MEMORIAL TROPHY — An annual award to “the defense player who demonstrates throughout the season the greatest all-round ability in the position.” Winner selected by a poll of the Professional Hockey Writers’ Association at the end of the regular schedule. **2007 Winner: Nicklas Lidstrom, Detroit Red Wings**


VEZINA TROPHY — An annual award to “the goalkeeper adjudged to be the best at his position” as voted by the general managers of each NHL club. Until the 1981-82 season, the goalkeeper(s) of the team allowing the fewest number of goals during the regular season were awarded the Vezina Trophy. **2007 Winner: Martin Brodeur, New Jersey Devils**

LADY BYNG MEMORIAL TROPHY — An annual award to “the player adjudged to have exhibited the best type of sportsmanship and gentlemanly conduct combined with a high standard of playing ability.” Winner selected in poll by the Professional Hockey Writers’ Association at the end of the regular schedule. **2007 Winner: Pavel Datsyuk, Detroit Red Wings**

FRANK J. SELKE TROPHY — An annual award to “the forward who best excels in the defensive aspects of the game.” Winner selected in a poll by the Professional Hockey Writers’ Association at the end of the regular schedule. **2007 Winner: Rod Brind’Amour, Carolina Hurricanes**

CONN SMYTHE TROPHY — An annual award to “the most valuable player for his team in the playoffs.” Winner selected by the Professional Hockey Writers’ Association at the conclusion of the final game in the Stanley Cup Finals. **2007 Winner: Scott Niedermayer, Anaheim Ducks**

WILLIAM M. JENNINGS TROPHY — Since the 1981-82 season, an annual award to “the goalkeeper(s) having played a minimum of 25 games for the team with the fewest goals scored against it.” **2007 Winners: Niklas Backstrom and Manny Fernandez, Minnesota Wild**



Pittsburgh's Sidney Crosby won the Art Ross Trophy (most valuable player), Lester B. Pearson (most valuable player as selected by the players) and Hart Memorial Trophy (NHL scoring title) in 2006-07.
Bruce Bennett/Getty Images

JACK ADAMS AWARD — An annual award presented by the National Hockey League Broadcasters' Association to "the NHL coach adjudged to have contributed the most to his team's success." Poll taken at the conclusion of the regular season. **2007 Winner: Alain Vigneault, Vancouver Canucks**

BILL MASTERTON MEMORIAL TROPHY — An annual award under the trusteeship of the Professional Hockey Writers' Association to "the NHL player who best exemplifies the qualities of perseverance, sportsmanship and dedication to hockey." The winner is chosen by a poll among the PWHA at the conclusion of the regular season. **2007 Winner: Phil Kessel, Boston Bruins**

LESTER PATRICK TROPHY — An annual award "for outstanding service to hockey in the United States." Eligible recipients are players, officials, coaches, executives and referees. Winner selected by an award committee consisting of the Commissioner of the NHL, an NHL Governor, a representative of the N.Y. Rangers, a member of the Hockey Hall of Fame Builder's section, a member of the Hockey Hall of Fame Player's section, a member of the U.S. Hockey Hall of Fame, a member of the NHL Broadcasters' Association and a member of the Professional Hockey Writers' Association. Each except the League Commissioner is rotated annually. **2007 Winners: Brian Leetch, Cammi Granato, Stan Fischler and John Halligan**

KING CLANCY MEMORIAL AWARD — An annual award to "the player who best exemplifies leadership qualities on-and-off the ice and has made a noteworthy humanitarian contribution in his community." **2007 Winner: Saku Koivu, Montreal Canadiens**

LESTER B. PEARSON AWARD — An annual award presented to the NHL's outstanding player as selected by the members of the National Hockey League Players' Association. **2007 Winner: Sidney Crosby, Pittsburgh Penguins**

PRESIDENTS' TROPHY — An annual award presented to the club finishing the regular season with the best overall record. **2007 Winner: Buffalo Sabres**

ANAHEIM DUCKS



HONDA CENTER

2695 Katella Ave.
Anaheim, Calif. 92806

Phone: 714-940-2900 • Fax: 714-940-2953

G.M.: Brian P. Burke

Coach: Randy Carlyle

P.R.: Alex Gilchrist, Steve Hoem,

Lauren O'Gorman


Press Box: 714-704-2623

PRACTICE FACILITY

Anaheim ICE
300 West Lincoln Ave.
Anaheim, Calif. 92805
Phone: 714-535-7465

AHL AFFILIATE

Portland Pirates



Chris Pronger

ALL-TIME RECORD

VS. ANAHEIM	W	L	O/T
SJ ALL-TIME Record	38	31	7
SJ HOME	17	18	3
SJ ROAD	21	13	4

2006-07 RESULTS

DATE	SITE	W	L	OT	SJ	OPP
11/21/2006	A	0	1	0	0	5
12/16/2006	H	1	0	0	4	3
12/26/2006	H	0	1	0	3	4
2/6/2007	H	0	1	0	4	7
2/7/2007	A	1	0	0	3	2
2/26/2007	H	0	1	0	2	3
3/2/2007	A	0	1	0	1	3
4/4/2007	A	1	0	0	3	2
TOTALS		3	5	0	20	29

NOTES

- On Dec. 19, 1995 at Anaheim, Owen Nolan posted four points in one period (three goals and one assist) as he set two franchise records.
- On March 29, 2000 in San Jose, in his first game against his former team, Teemu Selanne scored a hat trick in a 7-4 Sharks victory, while Paul Kariya also posted a hat trick, only the third time in Sharks history that an opponent matched a Shark for goals in a game.
- On April 15, 2006 at HP Pavilion at San Jose, Jonathan Cheechoo recorded his fifth hat trick of the 2005-06 season, his third against Anaheim, as the Sharks defeated the Ducks, 6-3.
- On March 2, 2007, Craig Rivet made his Sharks debut and scored a goal in a 3-1 loss to the Ducks.

Last Sharks Win — April 4, 2007 (Sharks 3 @ Anaheim 2)

Last Anaheim Win — March 2, 2007 (Sharks 1 @ Anaheim 4)

Last Tie — Feb. 18, 2000 (Sharks 4 @ Anaheim 4)

Last Sharks Shutout — Nov. 4, 2005 (Sharks 1 @ Anaheim 0 OT)

Last Anaheim Shutout — Nov. 21, 2006 (Sharks 0 @ Anaheim 5)

Last Sharks Win At Home — Dec. 16, 2006 (Anaheim 3 @ Sharks 4)

Last Anaheim Win At Home — March 2, 2007 (Sharks 1 @ Anaheim 3)

Last Sharks Win At Anaheim — April 4, 2007 (Sharks 3 @ Anaheim 2 SO)

Last Anaheim Win At Sharks — Feb. 26, 2007 (Anaheim 3 @ Sharks 2)

Last Sharks Overtime Win At Home — Nov. 30, 2000 (Anaheim 2 @ Sharks 3 OT)

Last Anaheim Overtime Win At Home — March 7, 2006 (Sharks 4 @ Anaheim 5 OT)

Last Sharks Overtime Win At Anaheim — April 4, 2007 (Sharks 3 @ Anaheim 2 SO)

Last Anaheim Overtime Win At Sharks — March 22, 2003 (Anaheim 3 @ Sharks 2)

Most Goals By Sharks — 8, 2 times, MR, March 29, 2001 (Anaheim 4 @ Sharks 7)

Most Goals By Anaheim — 7, 1 time, MR, Feb. 6, 2007 (Anaheim 7 @ Sharks 4)

Most Goals By Both Teams — 11, 1 time, MR, Feb. 6, 2007 (Anaheim 7 @ Sharks 4)

Last Sharks Hat Trick — Jonathan Cheechoo, April 15, 2006 (Anaheim 3 @ Sharks 6)

Last Anaheim Hat Trick — Paul Kariya, March 29, 2001 (Anaheim 4 @ Sharks 7)

Last Sharks Penalty Shot — Jonathan Cheechoo (Successful — Jean-Sebastien Giguere), Dec. 20, 2005 (Anaheim 2 @ Sharks 4)

Last Anaheim Penalty Shot — None

2006-07 DUCKS LEADERS

Goals	Teemu Selanne, 48
Assists	Scott Neidermayer, 54
Points	Teemu Selanne, 94
Shots	Teemu Selanne, 257
GAA	Jean-Sebastien Giguere, 2.26
Wins	Jean-Sebastien Giguere, 36
Losses	Jean-Sebastien Giguere, 10
Shutouts	Jean-Sebastien Giguere, 4
Save %	Jean-Sebastien Giguere, .918
2006-07 Record	48-20-14, 110 pts.
	1st/Pacific Division
	2nd/Western Conference
	Western Conference and Stanley Cup Champions

2007 PLAYOFFS

Western Conference Quarterfinals: Defeated Minnesota, 4-1

Western Conference Semifinals: Defeated Vancouver, 4-1

Western Conference Finals: Defeated Detroit, 4-2

Stanley Cup Finals: Defeated Ottawa, 4-1

ATLANTA THRASHERS



Philips Arena

One Phillips Drive
Atlanta, Ga. 30303

Phone: 404-878-3800 • **Fax:** 404-878-3712

G.M.: Don Waddell

Coach: Bob Hartley

P.R.: Rob Koch, Brian Potter,
Rob Tillotson

Press Box: 404-878-3478/3479

PRACTICE FACILITY

Duluth Ice Forum
2300 Satellite Blvd.
Suite 200
Duluth, Ga. 30097

Phone: 404-878-3200
Fax: 404-878-3201

AHL AFFILIATE

Chicago Wolves



Ilya Kovalchuk

ALL-TIME RECORD

VS. ATLANTA	W	L	O/T
SJ ALL-TIME Record	7	0	3
SJ HOME	4	0	1
SJ ROAD	3	0	2

2006-07 RESULTS

DATE	SITE	W	L	OT	SJ	OPP
3/22/2007	A	1	0	0	5	1
TOTALS		1	0	0	5	1

NOTES

- The Sharks are 7-0-3 all-time vs. Atlanta, allowing just 18 goals in the 10 games while scoring 37.
- On Jan 10, 2004, the Sharks set a franchise record for most consecutive games recording a point at home (13, 8-0-3-2).
- On Jan. 10, 2004 in San Jose, Patrick Marleau had a goal (300) and assist (301), surpassing 300 points for his NHL career.
- On Dec. 6, 2005, with three assists in the game, C Patrick Marleau tied a franchise record for most points (1-8=9) in a three-game span set in Dec. 1992 by Kelly Kisio.

Last Sharks Win — March 22, 2007 (Atlanta 3 @ Sharks 5)

Last Atlanta Win — Nov. 13, 2002 (Sharks 2 @ Atlanta 3, OT)

Last Tie — Nov. 2, 2003 (Sharks 2 @ Atlanta 2)

Last Sharks Shutout — Feb. 11, 2000 (Sharks 3 @ Atlanta 0)

Last Atlanta Shutout — None

Last Sharks Win At Home — Dec. 6, 2005 (Atlanta 3 @ Sharks 5)

Last Atlanta Win At Home — Nov. 13, 2002 (Sharks 2 @ Atlanta 3 OT)

Last Sharks Win At Atlanta — March 22, 2007 (Sharks 3 @ Atlanta 0)

Last Atlanta Win At Sharks — None

Last Sharks Overtime Win At Home — None

Last Atlanta Overtime Win At Home — Nov. 13, 2002 (Sharks 2 @ Atlanta 3)

Last Sharks Overtime Win At Atlanta — None

Last Atlanta Overtime Win At Sharks — None

Most Goals By Sharks — 5, 4 times, MR, March 22, 2007 (Sharks 5 @ Atlanta 1)

Most Goals By Atlanta — 3, 2 times, MR, Dec. 6, 2005 (Atlanta 3 @ Sharks 5)

Most Goals By Both Teams — 8, Dec. 6, 2005 (Atlanta 3 @ Sharks 5)

Last Sharks Hat Trick — Jonathan Cheechoo, March 22, 2007 (Sharks 5 @ Atlanta 1)

Last Atlanta Hat Trick — None

Last Sharks Penalty Shot — None

Last Atlanta Penalty Shot — None

2006-07 THRASHERS LEADERS

Goals	Marian Hossa, 43
Assists	Marian Hossa, 57
Points	Marian Hossa, 100
Shots	Marian Hossa, 340
GAA	Kari Lehtonen, 2.79
Wins	Kari Lehtonen, 34
Losses	Kari Lehtonen, 24
Shutouts	Kari Lehtonen, 4
Save %	Kari Lehtonen, .912
2006-07 Record	43-28-11, 97 pts. 1st/Southeast Division 3rd/Eastern Conference

2007 PLAYOFFS

Eastern Conference Quarterfinals: Lost to N.Y. Rangers, 4-0

BOSTON BRUINS



TD Banknorth Garden

100 Legends Way
Boston, Mass. 02114
Phone: 617-624-2327

Fax: 617-523-7184

G.M.: Peter Chiarelli

Coach: Claude Julien

P.R.: Heidi Holland, Matthew Chmura

Press Box: 617-624-2900

PRACTICE FACILITY

Ristuccia Memorial Arena
190 Main St.
Wilmington, Mass. 01887

AHL AFFILIATE

Providence Bruins



Zdeno Chara

ALL-TIME RECORD

VS. BOSTON	W	L	O/T
SJ ALL-TIME Record	5	12	5
SJ HOME	4	5	2
SJ ROAD	1	7	3

2006-07 RESULTS

Sharks did not play Northeast Division opponents during the 2006-07 season

NOTES

- The Sharks are 4-2-1 in their last seven games vs. Boston.
- On Nov. 6, 2003, G Vesa Toskala set career marks in shots faced (52) and saves (47) in a 5-5 tie.
- On Jan. 10, 2006, the Sharks defeated the Bruins in Boston for the first time in franchise history, which was Joe Thornton's first game against his former team following the Nov. 30, 2005 trade to San Jose. Thornton was ejected in the game at 5:13 of the first period for cross-checking Hal Gill.

Last Sharks Win — Jan. 10, 2006 (Sharks 6 @ Boston 2)

Last Boston Win — Dec. 23, 2002 (Sharks 2 @ Boston 5)

Last Tie — Nov. 6, 2003 (Sharks 5 @ Boston 5)

Last Sharks Shutout — None

Last Boston Shutout — Oct. 18, 1998 (Sharks 0 @ Boston 3)

Last Sharks Win At Home — March 21, 2003 (Boston 2 @ Sharks 3)

Last Boston Win At Home — Dec. 23, 2002 (Sharks 2 @ Boston 5)

Last Sharks Win At Boston — Jan. 10, 2006 (Sharks 6 @ Boston 2)

Last Boston Win At Sharks — Oct. 23, 1999 (Boston 3 @ Sharks 1)

Last Sharks Overtime Win At Home — None

Last Boston Overtime Win At Home — None

Last Sharks Overtime Win At Boston — None

Last Boston Overtime Win At Sharks — None

Most Goals By Sharks — 6, 3 times, MR, Jan. 10, 2006 (Sharks 6 @ Boston 2)

Most Goals By Boston — 8, Oct. 15, 1992 (Boston 8 @ Sharks 2)

Most Goals By Both Teams — 13, March 23, 1992 (Sharks 6 @ Boston 7)

Last Sharks Hat Trick — None

Last Boston Hat Trick — None

Last Sharks Penalty Shot — Patrick Marleau (Unsuccessful — Steve Shields), March 21, 2003 (Boston 2 @ Sharks 3)

Last Boston Penalty Shot — Rick Tocchet (Unsuccessful — Geoff Sarjeant), March 18, 1996 (Sharks 3 @ Boston 3)

2006-07 BRUINS LEADERS

Goals	Glen Murray, 28
Assists	Marc Savard, 74
Points	Marc Savard, 96
Shots	Patrice Bergeron and Marco Sturm, 224
GAA	Tim Thomas, 3.13
Wins	Tim Thomas, 30
Losses	Tim Thomas, 29
Shutouts	Tim Thomas, 3
Save %	Tim Thomas, .905
2006-07 Record	35-41-6, 76 pts. 5th/Northeast Division 13th/Eastern Conference

2007 PLAYOFFS

Did not qualify

BUFFALO SABRES



HSBC Arena

One Seymour H. Knox III Plaza
Buffalo, N.Y. 14203

Phone: 716-855-4100 • **Fax:** 716-855-4162

G.M.: Darcy Regier

Coach: Lindy Ruff

P.R.: Michael Gilbert, Kevin Snow, Chris Bandura

Press Box: 716-855-4536

PRACTICE FACILITY

Pepsi Center
615 Amherst Manor Drive
Williamsville, N.Y. 14221

Phone: 716-631-7555

AHL AFFILIATE

Rochester Americans



Ryan Miller

ALL-TIME RECORD

VS. BUFFALO	W	L	O/T
SJ ALL-TIME Record	6	12	4
SJ HOME	5	1	4
SJ ROAD	1	11	0

2006-07 RESULTS

Sharks did not play Northeast Division opponents during the 2006-07 season

NOTES

- On Nov. 12, 1991, Buffalo's only win at San Jose came at the Cow Palace.
- On Nov. 5, 1992 in San Jose, Larry DePalma and Dave Snuggerd each scored goals in seven seconds apart, setting a franchise record for the fastest two goals in a 7-5 win.
- San Jose had never defeated the Sabres in Buffalo, until Dec. 2, 2005 — Joe Thornton's first game with the Sharks. In that same game, a 5-0 San Jose win, goaltenders Evgeni Nabokov and Nolan Schaefer combined for the shutout, the first all-time between the two teams.

Last Sharks Win — Dec. 2, 2005 (Sharks 5 @ Buffalo 0)

Last Buffalo Win — Feb. 10, 2004 (Sharks 1 @ Buffalo 2)

Last Tie — Jan. 16, 2003 (Buffalo 2 @ Sharks 2 OT)

Last Sharks Shutout — Dec. 2, 2005 (Sharks 5 @ Buffalo 0)

Last Buffalo Shutout — None

Last Sharks Win At Home — Jan. 9, 2001 (Buffalo 1 @ Sharks 2)

Last Buffalo Win At Home — Feb. 10, 2004 (Sharks 1 @ Buffalo 2)

Last Sharks Win At Buffalo — Dec. 2, 2005 (Sharks 5 @ Buffalo 0)

Last Buffalo Win At Sharks — Nov. 12, 1991 (Buffalo 7 @ Sharks 1)

Last Sharks Overtime Win At Home — March 15, 2000 (Buffalo 5 @ Sharks 6 OT)

Last Sharks Overtime Win At Buffalo — None

Last Buffalo Overtime Win At Sharks — None

Most Goals By Sharks — 7, Nov. 5, 1992 (Buffalo 5 @ Sharks 7)

Most Goals By Buffalo — 7, 3 times, MR, Nov. 8, 1995 (Sharks 2 @ Buffalo 7)

Most Goals By Both Teams — 13, Feb. 14, 1992 (Sharks 6 @ Buffalo 7)

Last Sharks Hat Trick — None

Last Buffalo Hat Trick — Donald Audette, Nov. 8, 1995 (Sharks 2 @ Buffalo 7)

Last Sharks Penalty Shot — None

Last Buffalo Penalty Shot — None

2006-07 SABRES LEADERS

Goals	Thomas Vanek, 43
Assists	Daniel Briere, 63
Points	Daniel Briere, 95
Shots	Thomas Vanek, 237
GAA	Ryan Miller, 2.73
Wins	Ryan Miller, 40
Losses	Ryan Miller, 16
Shutouts	Ryan Miller, 2
Save %	Ryan Miller, .911
2006-07 Record	53-22-7, 113 pts. 1st/Northeast Division 1st/Eastern Conference

2007 PLAYOFFS

Eastern Conference Quarterfinals: Defeated N.Y. Islanders, 4-1

Eastern Conference Semifinals: Defeated N.Y. Rangers, 4-2

Eastern Conference Finals: Lost to Ottawa, 4-1

CALGARY FLAMES



PENGROWTH SADDLEDOME

P.O. Box 1540, Station M

Calgary, Alberta T2P 3B9

Phone: 403-777-4646 • Fax: 403-777-2171

G.M.: Darryl Sutter

Coach: Mike Keenan

P.R.: Peter Hanlon, Sean Kelso, Bernie Hargrave

Press Box: 403-264-0636

AHL AFFILIATE

Quad City Flames



Jarome Iginla

ALL-TIME RECORD

VS. CALGARY	W	L	O/T
SJ ALL-TIME Record	27	38	9
SJ HOME	16	18	4
SJ ROAD	11	20	5

2006-07 RESULTS

DATE	SITE	W	L	OT	SJ	OPP
10/9/2006	A	1	0	0	4	1
12/23/2006	H	1	0	0	4	1
2/24/2007	A	0	1	0	4	7
4/5/2007	H	1	0	0	4	3
TOTALS		3	1	0	16	12

NOTES

- On Oct. 8, 1991 at the Cow Palace, San Jose won its first-ever game in franchise history, a 4-3 decision over Calgary.
- On Nov. 30, 1991 in Calgary, San Jose posted their first-ever franchise road victory, a 2-1 win.
- On March 25, 2004, Mike Rathje passed Marcus Ragnarsson and became the Sharks all-time points leader among defensemen with 154 (27 goals and 127 assists).
- On Feb 24, 2007, Patrick Marleau skated in his 700th NHL game (becoming the eighth youngest in NHL history to do so).
- On April 5, 2007 at HP Pavilion, Joe Thornton had two assists to give him 90, making him only the third player in NHL history to have consecutive 90-assist seasons (Wayne Gretzky, 12 in a row from 1980-81 through 1991-92, and Mario Lemieux, 1988-89 and 1997-98).

Last Sharks Win — April 5, 2007 (Calgary 3 @ Sharks 4)

Last Calgary Win — Feb. 24, 2007 (Sharks 4 @ Calgary 7)

Last Tie — April 2, 2003 (Sharks 2 @ Calgary 2 OT)

Last Sharks Shutout — Feb. 6, 2002 (Calgary 0 @ Sharks 2)

Last Calgary Shutout — March 4, 2006 (Sharks 0 @ Calgary 2)

Last Sharks Win At Home — April 5, 2007 (Calgary 3 @ Sharks 4)

Last Calgary Win At Home — Feb. 24, 2007 (Sharks 1 @ Calgary 7)

Last Sharks Win At Calgary — Oct. 9, 2006 (Sharks 4 @ Calgary 1)

Last Calgary Win At Sharks — Feb. 6, 2006 (Calgary 4 @ Sharks 3)

Last Sharks Overtime Win At Home — Oct. 29, 2005 (Calgary 2 @ Sharks 3 SO)

Last Calgary Overtime Win At Home — Nov. 10, 1999 (Sharks 3 @ Calgary 4 OT)

Last Sharks Overtime Win At Calgary — March 22, 1996 (Sharks 2 @ Calgary 1 OT)

Last Calgary Overtime Win At Sharks — April 3, 1993 (Sharks 2 @ Calgary 3 OT)

Most Goals By Sharks — 8, Dec. 4, 2000 (Sharks 8 @ Calgary 0)

Most Goals By Calgary — 13, Feb. 10, 1993 (Sharks 1 @ Calgary 13)

Most Goals By Both Teams — 14, Feb. 10, 1993 (Sharks 1 @ Calgary 13)

Last Sharks Hat Trick — Alexei Yegorov, Feb. 20, 1996 (Sharks 3 @ Calgary 5)

Last Calgary Hat Trick — Theoren Fleury, Oct. 10, 1998 in Tokyo, Japan (Calgary 5 @ Sharks 3)

Last Sharks Penalty Shot — None

Last Calgary Penalty Shot — Tony Amonte (unsuccessful — Nolan Schaefer), Oct. 29, 2005 (Calgary 2 @ Sharks 3 SO)

2006-07 FLAMES LEADERS

Goals	Jarome Iginla, 39
Assists	Alex Tanguay, 59
Points	Jarome Iginla, 94
Shots	Jarome Iginla, 264
GAA	Miikka Kiprusoff, 2.46
Wins	Miikka Kiprusoff, 40
Losses	Miikka Kiprusoff, 24
Shutouts	Miikka Kiprusoff, 7
Save %	Miikka Kiprusoff, .917
2006-07 Record	43-29-10, 96 pts.

3rd/Northwest Division
8th/Western Conference

2007 PLAYOFFS

Western Conference Quarterfinals: Lost to Detroit, 4-2

CAROLINA HURRICANES



RBC CENTER


1400 Edwards Mill Road
 Raleigh, N.C. 27607
Phone: 919-467-7825 • **Fax:** 919-462-0123
G.M.: Jim Rutherford
Coach: Peter Laviolette
P.R.: Mike Sundheim, Kyle Hanlin
Press Box: 919-861-2300
 Exts. 6531, 6562, 6563, 6564

PRACTICE FACILITY

Rec Zone
 912 Hodges St.
 Raleigh, N.C. 27608
Phone: 919-754-0441

AHL AFFILIATE

Albany River Rats



Cam Ward

ALL-TIME RECORD

VS. CAROLINA	W	L	O/T
SJ ALL-TIME Record	13	11	0
SJ HOME	8	4	0
SJ ROAD	5	7	0

2006-07 RESULTS

DATE	SITE	W	L	OT	SJ	OPP
3/24/2007	A	0	1	0	4	6
TOTALS		0	1	0	4	6

NOTES

- On Dec. 3, 1992 vs. Hartford Whalers at the Cow Palace, Rob Gaudreau recorded the first hat trick in Sharks history.
- On Feb. 5, 2003 in San Jose, three Sharks defensemen (Brad Stuart, Bryan Marchment and Mike Rathje) each scored a goal — the first time Sharks defensemen did this since Jan. 1, 2002.
- On Dec. 10, 2005 at HP Pavilion, Joe Thornton set a franchise record for consecutive multi-point games (five) in San Jose's 4-3 win over the Hurricanes.
- The Sharks lost to the defending Stanley Cup Champions in their only meeting of the 2006-07 regular season. The loss ended a franchise-record 10-game point streak.

- Last Sharks Win** — Dec. 10, 2005 (Carolina 3 @ Sharks 4)
- Last Carolina Win** — March 24, 2007 (San Jose 4 @ Carolina 6)
- Last Tie** — None
- Last Sharks Shutout** — Feb. 10, 2002 (Carolina 0 @ Sharks 4)
- Last Carolina Shutout** — Oct. 28, 2003 (San Jose 0 @ Carolina 3)
- Last Sharks Win At Home** — Dec. 10, 2005 (Carolina 3 @ Sharks 4)
- Last Carolina Win At Home** — March 24, 2007 (San Jose 4 @ Carolina 6)
- Last Sharks Win At Carolina** — Oct. 24, 2000 (Sharks 3 @ Carolina 2)
- Last Carolina Win At Sharks** — March 4, 2000 (Carolina 5 @ Sharks 2)
- Last Sharks Overtime Win At Home** — None
- Last Carolina Overtime Win At Home** — None
- Last Sharks Overtime Win At Carolina** — None
- Last Carolina Overtime Win At Sharks** — None
- Most Goals By Sharks** — 8, 2 times, MR, Jan. 30, 1996 (Hartford 2 @ Sharks 8)
- Most Goals By Carolina** — 7, 2 times, MR, Nov. 7, 1995 (Hartford 7 @ Sharks 3)
- Most Goals By Both Teams** — 12, Dec. 3, 1992 (Hartford 7 @ Sharks 5)
- Last Sharks Hat Trick** — Kevin Miller, Jan. 30, 1996 (Hartford 2 @ Sharks 8)
- Last Carolina Hat Trick** — Josef Vasicek, Oct. 28, 2003 (Sharks 0 @ Carolina 3)
- Last Sharks Penalty Shot** — None
- Last Carolina Penalty Shot** — None

2006-07 HURRICANES LEADERS

Goals	Justin Williams, 33
Assists	Rod Brind'Amour, 56
Points	Ray Whitney, 83
Shots	Eric Staal, 288
GAA	Cam Ward, 2.93
Wins	Cam Ward, 30
Losses	Cam Ward, 21
Shutouts	Cam Ward, 2
Save %	Cam Ward and John Grahame, .897
2006-07 Record	40-34-8, 88 pts. 3rd/Southeast Division 11th/Eastern Conference

2007 PLAYOFFS

Did not qualify

CHICAGO BLACKHAWKS



UNITED CENTER

1901 W. Madison St.
Chicago, Ill. 60612

Phone: 312-455-7000 • Fax: 312-455-7041

G.M.: Dale Tallon

Coach: Dennis Savard

P.R.: Jim DeMaria, Tony Ommen, Jim Blaney

Press Box: 312-455-4678

PRACTICE FACILITY

The Edge
735 E. Jefferson St.
Bensenville, Ill. 60106

Phone: 630-350-8411

Fax: 630-350-8415

AHL AFFILIATE

Rockford Ice Hogs



Tuomo Ruutu

ALL-TIME RECORD

VS. CHICAGO	W	L	O/T
SJ ALL-TIME Record	30	21	8
SJ HOME	16	9	4
SJ ROAD	14	12	4

2006-07 RESULTS

DATE	SITE	W	L	OT	SJ	OPP
2/3/2007	H	1	0	0	4	2
2/22/2007	A	1	0	0	2	0
3/13/2007	H	1	0	0	7	1
3/21/2007	A	1	0	0	4	1
TOTALS		4	0	0	17	4

NOTES

- On Oct. 4, 1999 in a 7-1 victory in San Jose, Owen Nolan and Jeff Friesen had hat tricks, the first multiple hat trick game in franchise history.
- On Feb. 3, 2007 at HP Pavilion, Vesa Toskala became the first Sharks goaltender to record a multi-point game with two assists.
- On March 13, 2007, Bill Guerin recorded a hat trick (with his third goal coming on his first successful penalty shot) in a 7-1 victory at HP Pavilion.
- On March 21, 2007 at Chicago, the Sharks established a franchise record for most regular season wins (45) in a 4-1 win.

Last Sharks Win — March 21, 2007 (Sharks 4 @ Chicago 1)

Last Chicago Win — Oct. 7, 2005 (Sharks 3 @ Chicago 6)

Last Tie — Oct. 23, 2003 (Chicago 3 @ Sharks 3 OT)

Last Sharks Shutout — Feb. 22, 2007 (Sharks 2 @ Chicago 0)

Last Chicago Shutout — March 6, 1999 (Chicago 4 @ Sharks 0)

Last Sharks Win At Home — March 13, 2007 (Chicago 1 @ Sharks 7)

Last Chicago Win At Home — Oct. 7, 2005 (San Jose 3 @ Chicago 6)

Last Sharks Win At Chicago — March 21, 2007 (Sharks 4 @ Chicago 1)

Last Chicago Win At Sharks — March 17, 2003 (Chicago 3 @ Sharks 2 OT)

Last Sharks Overtime Win At Home — Feb. 10, 2001 (Chicago 2 @ Sharks 3 OT)

Last Chicago Overtime Win At Home — Nov. 11, 2001 (Sharks 2 @ Chicago 3 OT)

Last Sharks Overtime Win At Chicago — March 26, 2006 (Sharks 5 @ Chicago 4 OT)

Last Chicago Overtime Win At Sharks — March 17, 2003 (Chicago 3 @ Sharks 2 OT)

Most Goals By Sharks — 7, 3 times, MR, March 13, 2007 (Chicago 1 @ Sharks 7)

Most Goals By Chicago — 7, 3 times, MR, Feb. 13, 1997 (Sharks 3 @ Chicago 7)

Most Goals By Both Teams — 10, 3 times, MR, Feb. 13, 1997 (Sharks 3 @ Chicago 7)

Last Sharks Hat Trick — Bill Guerin, March 13, 2007 (Chicago 1 @ Sharks 7)

Last Chicago Hat Trick — Tyler Arnason, Dec. 28, 2002 (Chicago 3 @ Sharks 3 OT)

Last Sharks Penalty Shot — None

Last Chicago Penalty Shot — None

2006-07 BLACKHAWKS LEADERS

Goals	Martin Havlat, 25
Assists	Martin Havlat, 32
Points	Martin Havlat, 57
Shots	Radim Vrbata, 215
GAA	Nikolai Khabibulin, 2.86
Wins	Nikolai Khabibulin, 25
Losses	Nikolai Khabibulin, 26
Shutouts	Nikolai Khabibulin, Patrick Lalime and Brian Boucher, 1
Save %	Nikolai Khabibulin, .902
2006-07 Record	31-42-9, 71 pts. 5th/Central Division 13th/Western Conference

2007 PLAYOFFS

Did not qualify

COLORADO AVALANCHE



PEPSI CENTER

1000 Chopper Circle
Denver, Colo. 80204

Phone: 303-405-1100 • Fax: 303-893-0614

G.M.: Francois Giguere

Coach: Joel Quenneville

P.R.: Jean Martineau, Damen Zier,

Brenden McNicholas

Press Box: 303-575-1926

PRACTICE FACILITY

South Suburban
Family Sports Center
6901 S. Peoria St.
Englewood, Colo. 80112

AHL AFFILIATE

Lake Erie Monsters



Paul Stastny

ALL-TIME RECORD

VS. COLORADO	W	L	O/T
SJ ALL-TIME Record	17	32	6
SJ HOME	10	17	1
SJ ROAD All-Time	7	15	5
Col	7	12	
Que	0	3	

2006-07 RESULTS

DATE	SITE	W	L	OT	SJ	OPP
11/15/2006	A	1	0	0	4	3
12/7/2006	H	0	1	0	2	5
1/15/2007	H	1	0	0	3	1
3/18/2007	A	0	0	1	3	4
TOTALS		2	1	1	12	13

NOTES

- Evgeni Nabokov is 5-10-1 with a 2.70 goals-against average and three shutouts vs. Colorado.
- On Nov. 8, 2005 at the Pepsi Center, Pierre Turgeon became the 34th player in NHL history to score 500 NHL goals.
- On Dec. 30, 2005 at HP Pavilion, Nils Ekman tied a franchise record with four assists in San Jose's 5-2 win.
- On March 18, 2007, Ron Wilson became the 13th in NHL history to coach 1,000 games in a 4-3 overtime loss.

Last Sharks Win — Jan. 15, 2007 (Sharks 3 @ Colorado 1)

Last Colorado Win — March 18, 2007 (Sharks 3 @ Colorado 4 OT)

Last Tie — Dec. 4, 2003 (Colorado 2 @ Sharks 2 OT)

Last Sharks Shutout — Jan. 15, 2002 (Sharks 1 @ Colorado 0 OT)

Last Colorado Shutout — March 20, 2003 (Sharks 0 @ Colorado 2)

Last Sharks Win At Home — Jan. 15, 2007 (Colorado 1 @ Sharks 3)

Last Colorado Win At Home — March 18, 2007 (Sharks 3 @ Colorado 4 OT)

Last Sharks Win At Colorado — Nov. 15, 2006 (Sharks 4 @ Colorado 3)

Last Colorado Win At Sharks — Dec. 7, 2006 (Colorado 5 @ Sharks 2)

Last Sharks Overtime Win At Home — April 4, 1997 (Colorado 6 @ Sharks 7 OT)

Last Colorado Overtime Win At Home — March 18, 2007 (Sharks 3 @ Colorado 4 OT)

Last Sharks Overtime Win At Colorado — Jan. 15, 2002 (Sharks 1 @ Colorado 0 OT)

Last Colorado Overtime Win At Sharks — Jan. 27, 1996 (Colorado 4 @ Sharks 3 OT)

Most Goals By Sharks — 7, 3 times, MR, April 4, 1997 (Colorado 6 @ Sharks 7 OT)

Most Goals By Colorado — 12, Dec. 5, 1995 (Sharks 2 @ Colorado 12)

Most Goals By Both Teams — 15, Dec. 12, 1992 (Quebec 8 @ Sharks 7)

Last Sharks Hat Trick — Tony Granato, April 4, 1997 (Colorado 6 @ Sharks 7 OT)

Last Colorado Hat Trick — Steven Reinprecht, Jan. 4, 2003 (Colorado 6 @ Sharks 1)

Last Sharks Penalty Shot — Mike Grier (Unsuccessful — Jose Theodore), Dec. 7, 2006 (Colorado 5 @ Sharks 2)

Last Colorado Penalty Shot — None

2006-07 AVALANCHE LEADERS

Goals	Joe Sakic, 36
Assists	Joe Sakic, 64
Points	Joe Sakic, 100
Shots	Joe Sakic, 258
GAA	Peter Budaj, 2.68
Wins	Peter Budaj, 31
Losses	Peter Budaj, 16
Shutouts	Peter Budaj, 3
Save %	Peter Budaj, .905
2006-07 Record	44-31-7 95 pts.

4th/Northwest Division
9th/Western Conference

2007 PLAYOFFS

Did not qualify

COLUMBUS BLUE JACKETS



NATIONWIDE ARENA

200 W. Nationwide Arena
Columbus, Ohio 43215

Phone: 614-246-4825 • Fax: 614-246-4007

G.M: Scott Howson

Coach: Ken Hitchcock

P.R.: Todd Sharrock, Ryan Holtmann

Press Box: 614-246-3251/3252

PRACTICE FACILITY

Dispatch Ice Haus
200 W. Nationwide Blvd.
Columbus, Ohio 43215
Phone: 614-246-3380

AHL AFFILIATE

Syracuse Crunch



Rick Nash

ALL-TIME RECORD

VS. COLUMBUS	W	L	O/T
SJ ALL-TIME Record	17	6	1
SJ HOME	11	0	1
SJ ROAD	6	6	0

2006-07 RESULTS

DATE	SITE	W	L	OT	SJ	OPP
10/23/2006	A	1	0	0	3	0
1/6/2007	H	1	0	0	5	2
2/16/2007	A	0	1	0	0	3
3/16/2007	H	1	0	0	3	0
TOTALS		3	1	0	11	5

NOTES

- On Oct. 25, 2000, Gary Suter scored the franchise's first goal against the Blue Jackets in his 1,000th NHL game.
- San Jose tied a franchise record for most goals scored in a home game (10) on March 30, 2002. The record was originally set in a 10-8 win at Pittsburgh on Jan. 13, 1996.
- On Feb. 14, 2004, San Jose set a franchise record with 50 shots on goal at Columbus.
- On March 16, 2007, the Sharks tied a franchise record for wins (44) and shutouts in a season (11) in a 3-0 win.

Last Sharks Win — March 16, 2007 (Columbus 0 vs. @ Sharks 3)

Last Columbus Win — Feb. 16, 2007 (Sharks 0 @ Columbus 3)

Last Tie — None

Last Sharks Shutout — March 16, 2007 (Sharks 3 @ Columbus 0)

Last Columbus Shutout — Feb. 16, 2007 (Sharks 0 @ Columbus 3)

Last Sharks Win At Home — March 16, 2007 (Columbus 0 @ Sharks 3)

Last Columbus Win At Home — Feb. 16, 2007 (Sharks 0 @ Columbus 3)

Last Sharks Win At Columbus — Oct. 23, 2006 (Sharks 3 @ Columbus 0)

Last Columbus Win At Sharks — Jan. 8, 2004 (Columbus 3 @ Sharks 2 OT)

Last Sharks Overtime Win At Home — Feb. 20, 2001 (Columbus 2 @ Sharks 3 OT)

Last Columbus Overtime Win At Home — None

Last Sharks Overtime Win At Columbus — Feb. 14, 2004 (Sharks 2 @ Columbus 1 OT)

Last Columbus Overtime Win At Sharks — Jan. 8, 2004 (Sharks 2 @ Columbus 3 OT)

Most Goals By Sharks — 10, March 30, 2002 (Columbus 2 @ Sharks 10)

Most Goals By Columbus — 6, Jan. 24, 2002 (Sharks 2 @ Columbus 6)

Most Goals By Both Teams — 12, March 30, 2002 (Columbus 2 @ Sharks 10)

Last Sharks Hat Trick — Ryane Clowe, Jan. 6, 2007 (Columbus 2 @ Sharks 5)

Last Columbus Hat Trick — Espen Knutsen, Jan. 24, 2002 (Sharks 2 @ Columbus 6)

Last Sharks Penalty Shot — Jonathan Cheechoo (Successful — Pascal Leclaire), Feb. 23, 2004 (Columbus 2 @ Sharks 4)

Last Columbus Penalty Shot — Robert Kron (Unsuccessful — Steve Shields), Nov. 9, 2000 (Sharks 2 @ Columbus 5)

2006-07 BLUE JACKETS LEADERS

Goals	Rick Nash, 27
Assists	David Vyborny, 48
Points	David Vyborny, 64
Shots	Rick Nash, 228
GAA	Fredrik Norrena, 2.78
Wins	Fredrik Norrena, 24
Losses	Fredrik Norrena, 23
Shutouts	Fredrik Norrena, 3
Save %	Fredrik Norrena, .904
2006-07 Record	33-42-7, 73 pts. 4th/Central Division 11th/Western Conference

2007 PLAYOFFS

Did not qualify

DALLAS STARS



AMERICAN AIRLINES CENTER

2500 Victory Way

Dallas, Texas 75219

Phone: 214-655-4600 • Fax: 214-387-5564

G.M.: Doug Armstrong

Coach: Dave Tippett

P.R.: Rob Scichili, Mark Janko, Jason Rademan

Press Box: 214-665-4600

Press Box Fax:

214-655-4601

PRACTICE FACILITY/ OFFICES

Dr. Pepper Star Center Frisco

2601 Avenue of the Stars

Frisco, Texas 75034

Phone: 214-387-5500

Fax: 214-387-5610



Brendan Morrow

AHL AFFILIATE

Iowa Stars

ALL-TIME RECORD

VS. DALLAS	W	L	O/T
SJ ALL-TIME Record	28	36	11
SJ HOME	14	18	6
SJ ROAD All-Time	14	18	5
Dal	14	15	
Min	0	3	

2006-07 RESULTS

DATE	SITE	W	L	OT	SJ	OPP
10/17/2006	H	1	0	0	2	0
12/4/2006	A	0	1	0	0	1
12/21/2006	H	0	1	0	0	3
12/31/2006	A	1	0	0	4	2
1/30/2007	H	0	0	1	2	3
2/1/2007	H	0	1	0	2	4
2/18/2007	A	0	1	0	2	5
3/4/2007	A	1	0	0	4	0
TOTALS		3	4	1	16	18

NOTES

- During the pregame skate on Nov. 30, 2005 at American Airlines Arena, the Sharks announced that they acquired Joe Thornton from Boston as part of a four-player deal.
- On Feb. 10, 2006, Patrick Marleau, Joe Thornton, Jonathan Cheechoo and Milan Michalek all posted multi-point games as the Sharks defeated the Stars, 6-3, at HP Pavilion. The win was the first by the Sharks in 13 regulation games against Marty Turco.
- On Dec. 31, 2006, Patrick Marleau passed Owen Nolan for first on San Jose's all-time assists list (246) while Joe Thornton scored his 200th NHL goal in San Jose's 4-2 win at American Airlines Arena.
- On Jan. 30, 2007, San Jose's NHL record of consecutive games without going into overtime ended at 49 in a 3-2 shootout loss to Dallas at HP Pavilion. The streak was the longest single season streak since the overtime period debuted in 1983-84.

Last Sharks Win — March 4, 2007 (Sharks 4 @ Dallas 0)

Last Dallas Win — Feb. 18, 2007 (Sharks 2 @ Dallas 5)

Last Tie — March 16, 2004 (Sharks 3 @ Dallas 3 OT)

Last Sharks Shutout — March 4, 2007 (Sharks 4 @ Dallas 0)

Last Dallas Shutout — Dec. 21, 2006 (Sharks 0 @ Dallas 3)

Last Sharks Win At Home — Oct. 17, 2006 (Dallas 0 @ Sharks 2)

Last Dallas Win At Home — Feb. 18, 2007 (Sharks 2 @ Dallas 5)

Last Sharks Win At Dallas — March 4, 2007 (Sharks 4 @ Dallas 0)

Last Dallas Win At Sharks — Feb. 1, 2007 (Dallas 4 @ Sharks 2)

Last Sharks Overtime Win At Home — March 28, 2004 (Dallas 1 @ Sharks 2 OT)

Last Dallas Overtime Win At Home — Jan. 30, 2006 (Sharks 2 @ Dallas 3 OT)

Last Sharks Overtime Win At Dallas — April 3, 2006 (Sharks 3 @ Dallas 2 OT)

Last Dallas Overtime Win At Sharks — Jan. 30, 2007 (Dallas 3 @ Sharks 2 SO)

Most Goals By Shark — 7, Feb. 6, 1994 (Sharks 7 @ Dallas 1)

Most Goals By Dallas — 10, Nov. 28, 1992 (Sharks 3 @ Minnesota 10)

Most Goals By Both Teams — 13, Nov. 28, 1992 (Sharks 3 @ Minnesota 10)

Last Sharks Hat Trick — Mike Ricci, April 7, 2001 (Dallas 5 @ Sharks 4 OT)

Last Dallas Hat Trick — Mike Modano, Feb. 21, 1994 (Dallas 6 @ Sharks 3)

Last Sharks Penalty Shot — Marcel Goc (Unsuccessful — Marty Turco), Oct. 26, 2005 (Sharks 5 @ Dallas 4 OT)

Last Dallas Penalty Shot — Antti Miettinen (Successful — Evgeni Nabokov), Nov. 30, 2005 (Sharks 1 @ Dallas 4)

2006-07 STARS LEADERS

Goals	Jere Lehtinen, 26
Assists	Ladislav Nagy, 43
Points	Mike Ribeiro, 59
Shots	Philippe Boucher, 222
GAA	Mike Smith and Marty Turco, 2.23
Wins	Marty Turco, 38
Losses	Marty Turco, 20
Shutouts	Marty Turco, 6
Save %	Mike Smith, .912
2006-07 Record	50-25-7, 107 pts. 3rd/Pacific Division 6th/Western Conference

2007 PLAYOFFS

Western Conference Quarterfinals: Lost to Vancouver, 4-3

DETROIT RED WINGS



JOE LOUIS ARENA

600 Civic Center Drive
Detroit, Mich. 48226

Phone: 313-396-7544 • Fax: 313-567-0296

G.M.: Ken Holland

Coach: Mike Babcock

P.R.: John Hahn, Mike Brinich, Anne Marie Krappmann, Lisa Hitchcock

Press Box: 313-396-7957

AHL AFFILIATE

Grand Rapids Griffins



Nicklas Lidstrom

ALL-TIME RECORD

VS. DETROIT	W	L	O/T
SJ ALL-TIME Record	15	37	7
SJ HOME	12	14	4
SJ ROAD	3	23	3

2006-07 RESULTS

DATE	SITE	W	L	OT	SJ	OPP
10/19/2006	H	1	0	0	5	1
10/25/2006	A	0	1	0	1	2
12/2/2006	A	1	0	0	3	2
1/4/2007	H	1	0	0	9	4
TOTALS		3	1	0	18	9

NOTES

- On April 6, 2002 in a 6-3 victory in San Jose, Patrick Marleau recorded the Sharks first hat trick against the Red Wings (and first of his career).
- On Feb. 10, 2003, Brett Hull scored his 700th NHL goal vs. San Jose at Joe Louis Arena.
- On Feb. 11, 2004 at Detroit, Mike Ricci played in his 1,000th NHL game.
- On Jan. 4, 2007 at HP Pavilion, San Jose set a franchise record for most consecutive goals in a game (nine), most power play goals in a game (six) and in a period (four, 3rd). The onslaught came after Detroit took a 3-0 lead. The Sharks won the game, 9-4.

- **Last Sharks Win** — Jan. 4, 2007 (Detroit 4 @ Sharks 9)
- **Last Detroit Win** — Oct. 25, 2006 (Sharks 1 @ Detroit 2)
- **Last Tie** — Jan. 23, 2002 (Sharks 2 @ Detroit 2 OT)
- **Last Sharks Shutout** — March 27, 2003 (Detroit @ Sharks 3)
- **Last Detroit Shutout** — March 23, 2006 (Sharks 0 @ Detroit 4)
- **Last Sharks Win At Home** — Jan. 4, 2007 (Detroit 4 @ Sharks 9)
- **Last Detroit Win At Home** — Oct. 25, 2006 (Sharks 1 @ Detroit 2)
- **Last Sharks Win At Detroit** — Dec. 2, 2006 (Sharks 3 @ Detroit 2)
- **Last Detroit Win At Sharks** — Nov. 26, 2005 (Detroit 7 @ Sharks 6)
- **Last Sharks Overtime Win At Home** — None
- **Last Detroit Overtime Win At Home** — Oct. 17, 2005 (Sharks 2 @ Detroit 3 OT)
- **Last Sharks Overtime Win At Detroit** — None
- **Last Detroit Overtime Win At Sharks** — Oct. 4, 2001 (Detroit 4 @ Sharks 3 OT)
- **Most Goals By Sharks** — 9, Jan. 4, 2007 (Detroit 4 @ Sharks 9)
- **Most Goals By Detroit** — 11, Feb. 15, 1991 (Sharks 1 @ Detroit 11)
- **Most Goals By Both Teams** — 13, Jan. 6, 1994 (Detroit 10 @ Sharks 3)
- **Last Sharks Hat Trick** — Patrick Marleau, April 6, 2002 (Detroit 3 @ Sharks 6)
- **Last Detroit Hat Trick** — Mathieu Schneider, Nov. 26, 2005 (Detroit 7 @ Sharks 6)
- **Last Sharks Penalty Shot** — Nils Ekman (Unsuccessful — Manny Legace), Feb. 28, 2006 (Detroit 1 @ Sharks 5)
- **Last Detroit Penalty Shot** — Igor Larionov (Successful — Arturs Irbe), Nov. 22, 1995 (Sharks 2 @ Detroit 5)

2006-07 RED WINGS LEADERS

Goals	Henrik Zetterberg, 33
Assists	Pavel Datsyuk, 60
Points	Pavel Datsyuk, 87
Shots	Nicklas Lidstrom and Henrik Zetterberg, 224
GAA	Dominik Hasek, 2.05
Wins	Dominik Hasek, 38
Losses	Dominik Hasek, 11
Shutouts	Dominik Hasek, 8
Save %	Dominik Hasek, .913
2006-07 Record	50-19-13, 113 pts.
	1st/Central Division
	1st/Western Conference

2007 PLAYOFFS

Western Conference Quarterfinals:	Defeated Calgary, 4-2
Western Conference Semifinals:	Defeated San Jose, 4-2
Western Conference Finals:	Lost to Anaheim, 4-2

EDMONTON OILERS



REXALL PLACE

7424 118th Ave.

Edmonton, Alberta T5B 4M9

Phone: 780-414-4000 • Fax: 780-409-5848

G.M.: Kevin Lowe

Coach: Craig MacTavish

P.R.: Allan Watt, J.J. Hebert, Steve Knowles

Press Box: 780-409-3780

TEAM OFFICES/ MAILING ADDRESS

11230 110th St.

Edmonton, Alberta

T5G 3H7

AHL AFFILIATE

Springfield Falcons



Dustin Penner

ALL-TIME RECORD

VS. EDMONTON	W	L	OT	O/T
SJ ALL-TIME Record	26	33	14	
SJ HOME	18	12	7	
SJ ROAD	8	21	7	

2006-07 RESULTS

DATE	SITE	W	L	OT	SJ	OPP
10/12/2006	A	0	1	0	4	6
1/10/2007	H	0	1	0	2	3
1/26/2007	A	1	0	0	5	1
3/11/2007	H	1	0	0	3	0
TOTALS		2	2	0	14	10

NOTES

- On Feb. 12, 2002 in Edmonton, the Sharks played the first penalty-free game in team history.
- On Oct. 17, 2002, Vincent Damphousse recorded his 400th NHL goal (becoming the 71st player in League history) in a 4-3 victory in San Jose.
- On Oct. 9, 2003, Milan Michalek scored his first NHL goal in a 5-2 loss at Edmonton.

Last Sharks Win — March 11, 2007 (Edmonton 0 @ Sharks 3)

Last Edmonton Win — Jan. 10, 2007 (Edmonton 3 @ Sharks 2)

Last Tie — Nov. 11, 2003 (Edmonton 3 @ Sharks 3 OT)

Last Sharks Shutout — March 11, 2007 (Edmonton 0 @ Sharks 3)

Last Edmonton Shutout — Feb. 12, 1993 (Sharks 0 @ Edmonton 6)

Last Sharks Win At Home — March 11, 2007 (Edmonton 0 @ Sharks 3)

Last Edmonton Win At Home — Oct. 12, 2006 (Sharks 4 @ Edmonton 6)

Last Sharks Win At Edmonton — Jan. 26, 2007 (Sharks 5 @ Edmonton 1)

Last Edmonton Win At Sharks — Jan. 10, 2007 (Edmonton 3 @ Sharks 2)

Last Sharks Overtime Win At Home — Dec. 11, 2001 (Edmonton 4 @ Sharks 5 OT)

Last Edmonton Overtime Win At Home — Nov. 11, 2005 (Sharks 1 @ Edmonton 2 SO)

Last Sharks Overtime Win At Edmonton — None

Last Edmonton Overtime Win At Sharks — April 12, 1999 (Edmonton 5 @ Sharks 4 OT)

Most Goals By Sharks — 6, 4 times, MR, Jan. 24, 2001 (Edmonton 1 @ Sharks 6)

Most Goals By Edmonton — 9, Jan. 21, 1992 (Sharks 2 @ Edmonton 9)

Most Goals By Both Teams — 11, 2 times, MR, March 13, 1996 (Edmonton 8 @ Sharks 3)

Last Sharks Hat Trick — Jonathan Cheechoo, Oct. 12, 2006 (Sharks 4 @ Edmonton 6)

Last Edmonton Hat Trick — Ryan Smyth, Oct. 12, 2006 (Sharks 4 @ Edmonton 6)

Last Sharks Penalty Shot — Jeff Friesen (Unsuccessful — Dominic Roussel), Jan. 24, 2001 (Edmonton 1 @ Sharks 6)

Last Edmonton Penalty Shot — Mike Comrie (Unsuccessful — Vesa Toskala), April 3, 2003 (Sharks 3 @ Edmonton 3)

2006-07 OILERS LEADERS

Goals	Petr Sykora, 22
Assists	Ales Hemsky, 40
Points	Petr Sykora and Ales Hemsky, 53
Shots	Petr Sykora, 206
GAA	Dwayne Roloson, 2.75
Wins	Dwayne Roloson, 27
Losses	Dwayne Roloson, 34
Shutouts	Dwayne Roloson, 4
Save %	Dwayne Roloson, .909
2006-07 Record	32-43-7, 71 pts. 5th/Northwest Division 12th/Western Conference

2007 PLAYOFFS

Did not qualify

FLORIDA PANTHERS



BANKATLANTIC CENTER

One Panther Parkway
Sunrise, Fla. 33323
Phone: 954-835-7000 • Fax: 954-835-7700

G.M./Coach: Jacques Martin
P.R.: Justin Copertino, Matt Sacco, Brian Goldman
Press Box: 954-835-7753

PRACTICE FACILITY

Incredible Ice
3299 Sportsplex Drive
Coral Springs, Fla. 33065
Phone: 954-341-9956

AHL AFFILIATE

Rochester Americans



Olli Jokinen

ALL-TIME RECORD

VS. FLORIDA	W	L	O/T
SJ ALL-TIME Record	9	4	7
SJ HOME	6	2	2
SJ ROAD	3	2	5

2006-07 RESULTS

DATE	SITE	W	L	OT	SJ	OPP
10/31/2006	A	1	0	0	2	1
TOTALS		1	0	0	2	1

NOTES

- On March 7, 2001, Scott Thornton recorded his first career hat trick in a 3-3 tie.
- On Nov. 1, 2003, Alyn McCauley posted his first career hat trick (and first career multi-goal game) in a 6-2 win at Florida.
- On Dec. 8, 2005 at HP Pavilion, the Sharks scored five or more goals in four consecutive games for the first time in franchise history in a 6-2 win over Florida. On the same day, Patrick Marleau set two franchise records: most points in a four-game span (12) and four consecutive three-point games.

Last Sharks Win — Oct. 31, 2006 (Sharks 2 @ Florida 1)
Last Florida Win — Feb. 9, 2000 (Sharks 1 @ Florida 4)
Last Tie — March 7, 2001 (Sharks 3 @ Florida 3 OT)
Last Sharks Shutout — March 3, 2004 (Florida 0 @ Sharks 3)
Last Florida Shutout — None
Last Sharks Win At Home — Dec. 8, 2005 (Florida 2 @ Sharks 6)
Last Florida Win At Home — Feb. 9, 2000 (Sharks 1 @ Florida 4)
Last Sharks Win At Florida — Oct. 31, 2006 (Sharks 2 @ Florida 1)
Last Florida Win At Sharks — Jan. 8, 2000 (Florida 4 @ Sharks 2)
Last Sharks Overtime Win At Home — None
Last Florida Overtime Win At Home — None
Last Sharks Overtime Win At Florida — None
Last Florida Overtime Win At Sharks — None
Most Goals By Sharks — 7, Nov. 16, 2002 (Sharks 7 @ Florida 3)
Most Goals By Florida — 5, Jan. 8, 1996 (Florida 5 @ Sharks 2)
Most Goals By Both Teams — 10, Nov. 16, 2002 (Sharks 7 @ Florida 3)
Last Sharks Hat Trick — Alyn McCauley, Nov 1, 2003 (Sharks 6 @ Florida 2)
Last Florida Hat Trick — None
Last Sharks Penalty Shot — None
Last Florida Penalty Shot — None

2006-07 PANTHERS LEADERS

Goals	Olli Jokinen, 39
Assists	Olli Jokinen, 52
Points	Olli Jokinen, 91
Shots	Olli Jokinen, 351
GAA	Ed Belfour, 2.77
Wins	Ed Belfour, 27
Losses	Ed Belfour, 17
Shutouts	Ed Belfour and Alexander Auld, 1
Save %	Ed Belfour, .902
2006-07 Record	35-31-16, 86 pts. 4th/Southeast Division 12th/Eastern Conference

2007 PLAYOFFS

Did not qualify

LOS ANGELES KINGS



STAPLES CENTER


1111 S. Figueroa St.
Los Angeles, Calif. 90015
Phone: 213-742-7100 • **Fax:** 213-742-7304
Pres./G.M.: Dean Lombardi
Coach: Marc Crawford
P.R.: Jeff Moeller, Mike Kalinkowski,
Stephanie Krauss
Press Box: 213-742-7480

PRACTICE FACILITY

Toyota Sports Center
555 N. Nash St.
El Segundo, Calif. 90245
Phone: 310-535-4510
Fax: 310-535-4507

AHL AFFILIATE

Manchester Monarchs



Michael Cammalleri

ALL-TIME RECORD

VS. LOS ANGELES	W	L	O/T
SJ ALL-TIME Record	44	37	9
SJ HOME	28	14	3
SJ ROAD	16	23	6

2006-07 RESULTS

DATE	SITE	W	L	OT	SJ	OPP
11/9/2006	A	1	0	0	7	3
11/13/2006	A	0	1	0	2	4
11/22/2006	H	1	0	0	6	3
12/12/2006	A	1	0	0	3	1
12/14/2006	H	0	1	0	2	4
1/11/2007	A	1	0	0	5	2
3/27/2007	H	1	0	0	3	1
4/1/2007	H	1	0	0	6	2
TOTALS		6	2	0	34	20

NOTES

- Evgeni Nabokov is 12-8-2 with a 1.97 goals-against average in 27 games against the Kings.
- On April 17, 2006, the Kings ended the Sharks franchise record eight-game winning streak in a 4-0 win at HP Pavilion. The game was also the last NHL contest for Luc Robitaille.
- On Nov. 22, 2006 at HP Pavilion, Sharks forward Joe Pavelski, who was called up from Worcester earlier in the day, scored his first NHL goal in his NHL debut. The same night, rookie defenseman Marc-Edouard Vlasic scored his first NHL goal and recorded his first career multi-point game (a goal and an assist).
- Patrick Marleau set a Sharks franchise record for most games played as the Sharks beat the Kings, 3-1, on Dec. 12, 2006. Marleau skated in his 672nd game, passing Mike Rathje for first on San Jose's all-time games played list.
- Patrick Marleau became the all-time leading goal scorer (207) in Sharks history in a 5-2 win at Staples Center on Jan. 11, 2007.

- Last Sharks Win** — April 1, 2007 (Los Angeles 2 @ Sharks 6)
- Last Los Angeles Win** — Nov. 13, 2006 (Sharks 2 @ Los Angeles 4)
- Last Tie** — Dec. 27, 2003 (Sharks 4 @ Los Angeles 4 OT)
- Last Sharks Shutout** — April 6, 2006 (Sharks 5 @ Los Angeles 0)
- Last Los Angeles Shutout** — April 17, 2006 (Los Angeles 4 @ Sharks 0)
- Last Sharks Win At Home** — April 4, 2007 (Los Angeles 2 @ Sharks 6)
- Last Los Angeles Win At Home** — Dec. 26, 2005 (Sharks 3 @ Los Angeles 4)
- Last Sharks Win At Los Angeles** — Jan. 11, 2007 (Sharks 5 @ Los Angeles 2)
- Last Los Angeles Win At Sharks** — April 17, 2006 (Los Angeles 4 @ Sharks 0)
- Last Sharks Overtime Win At Home** — April 4, 2004 (Los Angeles 3 @ Sharks 4 OT)
- Last Los Angeles Overtime Win At Home** — Jan. 13, 2003 (Sharks 2 @ Los Angeles 3 OT)
- Last Sharks Overtime Win At Los Angeles** — Jan. 21, 2006 (Sharks 4 @ Los Angeles 3 OT)
- Last Los Angeles Overtime Win At Sharks** — April 10, 1993 (Los Angeles 3 @ Sharks 2 OT)
- Most Goals By Sharks** — 7, 4 times, MR, Nov. 9, 2006 (Sharks 7 @ Los Angeles 3)
- Most Goals By Los Angeles** — 11, Nov. 8, 1992 (Los Angeles 11 @ Sharks 4)
- Most Goals By Both Teams** — 15, Nov. 8, 1992 (Los Angeles 11 @ Sharks 4)
- Last Sharks Hat Trick** — Jonathan Cheechoo, April 1, 2007 (Los Angeles 2 @ Sharks 6)
- Last Los Angeles Hat Trick** — Mike Donnelly, Nov. 8, 1992 (Los Angeles 11 @ Sharks 4)
- Last Sharks Penalty Shot** — Alexander Korolyuk (Unsuccessful — Jamie Storr), Nov. 24, 2001 (Sharks 1 @ Los Angeles 3)
- Last Los Angeles Penalty Shot** — Zigmund Palffy (Unsuccessful — Evgeni Nabokov), Feb. 17, 2003 (Sharks 2 @ Los Angeles 3)

2006-07 KINGS LEADERS

Goals	Alexander Frolov, 35
Assists	Michael Cammalleri, 46
Points	Michael Cammalleri, 80
Shots	Michael Cammalleri, 299
GAA	Mathieu Garon, 2.66
Wins	Mathieu Garon, 13
Losses	Dan Cloutier, 14
Shutouts	Mathieu Garon, 2
Save %	Mathieu Garon, .907
2006-07 Record	27-41-14, 68 pts. 4th/Pacific Division 14th/Western Conference

2007 PLAYOFFS

Did not qualify

MINNESOTA WILD



XCEL ENERGY CENTER

317 Washington St.
St. Paul, Minn. 55102

Phone: 651-602-6000 • Fax: 651-293-9574

Pres./G.M.: Doug Risebrough

Coach: Jacques Lemaire

P.R.: Bill Robertson, Aaron Sickman,
Wayne Carlson


Press Box: 651-726-8600/8601

PRACTICE FACILITY

Parade Ice Garden
600 Kenwood Parkway
Minneapolis, Minn. 55403
Phone: 612-370-4846
Fax: 612-818-2402

AHL AFFILIATE

Houston Aeros



Pavol Demitra

ALL-TIME RECORD

VS. MINNESOTA	W	L	O/T
SJ ALL-TIME Record	11	9	4
SJ HOME	5	5	2
SJ ROAD	6	4	2

2006-07 RESULTS

DATE	SITE	W	L	OT	SJ	OPP
10/21/2006	H	0	1	0	1	4
11/7/2006	H	1	0	0	3	1
11/29/2006	A	1	0	0	2	1
3/6/2007	A	1	0	0	3	0
TOTALS		3	1	0	9	6

NOTES

- The Sharks are 11-9-4 all-time vs. Minnesota and 7-4-1 in their last 12 games.
- Evgeni Nabokov has a career record of 7-8-2 vs. the Wild, with a 2.22 goals-against average in 17 games.
- The Sharks have killed 93.9 percent (46-for-49) of Minnesota's power plays on the road and 90.6 percent (87-for-96) overall.

Last Sharks Win — March 6, 2007 (Sharks 3 @ Minnesota 1)

Last Minnesota Win — Oct. 21, 2006 (Minnesota 4 @ Sharks 1)

Last Tie — Oct. 16, 2001 (Minnesota 3 @ Sharks 3 OT)

Last Sharks Shutout — March 6, 2007 (Sharks 3 @ Minnesota 1)

Last Minnesota Shutout — Nov. 21, 2001 (Minnesota 2 @ Sharks 0)

Last Sharks Win At Home — Nov. 7, 2006 (Minnesota 1 @ Sharks 3)

Last Minnesota Win At Home — Oct. 19, 2005 (Sharks 1 @ Minnesota 6)

Last Sharks Win At Minnesota — March 6, 2007 (Sharks 3 @ Minnesota 0)

Last Minnesota Win At Sharks — Oct. 21, 2006 (Minnesota 4 @ Sharks 1)

Last Sharks Overtime Win At Home — None

Last Minnesota Overtime Win At Home — Oct. 31, 2002 (Sharks 1 @ Minnesota 2 OT)

Last Sharks Overtime Win At Minnesota — None

Last Minnesota Overtime Win At Sharks — Feb. 2, 2006 (Minnesota 3 @ Sharks 2)

Most Goals By Shark — 5, March 25, 2006 (Sharks 5 @ Minnesota 1)

Most Goals By Minnesota — 6, Oct. 19, 2005 (Sharks 1 @ Minnesota 6)

Most Goals By Both Teams — 7, 3 times, MR, Oct. 19, 2005 (Sharks 1 @ Minnesota 6)

Last Sharks Hat Trick — None

Last Minnesota Hat Trick — Brian Rolston, Nov. 5, 2006 (Minnesota 3 @ Sharks 1)

Last Sharks Penalty Shot — None

Last Minnesota Penalty Shot — Marian Gaborik (Successful — Vesa Toskala), Feb. 2, 2006 (Minnesota 3 @ Sharks 2 SO)

2006-07 WILD LEADERS

Goals	Brian Rolston, 31
Assists	Pavol Demitra, 39
Points	Brian Rolston and Pavol Demitra, 64
Shots	Brian Rolston, 305
GAA	Niklas Backstrom, 1.97
Wins	Niklas Backstrom, 23
Losses	Manny Fernandez, 16
Shutouts	Niklas Backstrom, 5
Save %	Niklas Backstrom, .929
2006-07 Record	48-26-8, 104 pts. 2nd/Northwest Division 7th/Western Conference

2007 PLAYOFFS

Western Conference Quarterfinals: Lost to Minnesota, 4-1

MONTREAL CANADIENS



CENTRE BELL

1260 de la Gauchetière Street West
Montreal, Quebec H3B 5E8

Phone: 514-932-2582 • Fax: 514-932-8285

G.M.: Bob Gainey

Coach: Guy Carbonneau

P.R.: Dominick Saillant, Jasmin Pilon,
Sylvie Lambert

Press Box: 514-989-2872

PRACTICE FACILITY

Verdun Auditorium
4110 Boul. LaSalle
Verdun, Quebec H4G 2A5

Phone: 514-765-7130

Fax: 514-765-7127

AHL AFFILIATE

Hamilton Bulldogs



Saku Koivu

ALL-TIME RECORD

VS. MONTREAL	W	L	O/T
SJ ALL-TIME Record	7	11	5
SJ HOME	5	3	3
SJ ROAD	2	8	2

2006-07 RESULTS

Sharks did not play Northeast Division opponents during the 2006-07 season

NOTES

- The Sharks are 13-for-47 (27.7 percent) on the power play at home vs. Montreal.
- On Jan. 27, 2002 in Montreal, Sergei Berezin scored Montreal's second goal, the 10,000th home goal for the Canadiens.
- The Sharks lost 6-2 in Montreal on Jan. 14, 2006, the only Eastern Conference opponent to defeat the Sharks in 2005-06.

Last Sharks Win — March 3, 2004 (Montreal 3 @ Sharks 4)

Last Montreal Win — Jan. 14, 2006 (Sharks 2 @ Montreal 6)

Last Tie — March 22, 1999 (Sharks 1 @ Montreal 1 OT)

Last Sharks Shutout — March 12, 2001 (Montreal 0 @ Sharks 3)

Last Montreal Shutout — Feb. 12, 1996 (Sharks 0 @ Montreal 3)

Last Sharks Win At Home — March 3, 2004 (Montreal 3 @ Sharks 4)

Last Montreal Win At Home — Jan. 14, 2006 (Sharks 2 @ Montreal 6)

Last Sharks Win At Montreal — Dec. 17, 2003 (Sharks 3 @ Montreal 1)

Last Montreal Win At Sharks — Nov. 23, 1999 (Montreal 3 @ Sharks 2 OT)

Last Sharks Overtime Win At Home — Nov. 2, 1996 (Montreal 3 @ Sharks 4 OT)

Last Montreal Overtime Win At Home — None

Last Sharks Overtime Win At Montreal — None

Last Montreal Overtime Win At Sharks — Nov. 23, 1999 (Montreal 3 @ Sharks 2 OT)

Most Goals By Sharks — 7, Feb. 26, 1996 (Montreal 4 @ Sharks 7)

Most Goals By Montreal — 8, Oct. 21, 1992 (Sharks 4 @ Montreal 8)

Most Goals By Both Teams — 12, Oct. 21, 1992 (Sharks 4 @ Montreal 8)

Last Sharks Hat Trick — None

Last Montreal Hat Trick — Stephane LeBeau, Feb. 12, 1992 (Sharks 1 @ Montreal 6)

Last Sharks Penalty Shot — None

Last Montreal Penalty Shot — None

2006-07 CANADIENS LEADERS

Goals	Michael Ryder, 30
Assists	Saku Koivu, 53
Points	Saku Koivu, 75
Shots	Sheldon Souray, 224
GAA	Cristobal Huet, 2.81
Wins	Cristobal Huet, 19
Losses	Cristobal Huet, 16
Shutouts	Cristobal Huet and Jaroslav Halak, 4
Save %	Cristobal Huet, .916
2006-07 Record	42-34-6, 90 pts. 4th/Northeast Division 10th/Eastern Conference

2007 PLAYOFFS

Did not qualify

NASHVILLE PREDATORS



SOMMET CENTER

501 Broadway
Nashville, Tenn. 37203

Phone: 615-770-2300 • Fax: 615-770-2309

G.M.: David Poile

Coach: Barry Trotz

P.R.: Gerry Helper, Ken Anderson, Tim Darling,
Greg Harvey

Press Box: 615-770-2165

PRACTICE FACILITY

Centennial Sportsplex
222 25th Avenue North
Nashville, Tenn. 37203

Phone: 615-862-8480

AHL AFFILIATE

Milwaukee Admirals



Jason Arnott

ALL-TIME RECORD

VS. NASHVILLE	W	L	O/T
SJ ALL-TIME Record	15	13	4
SJ HOME	9	5	2
SJ ROAD	6	8	2

2006-07 RESULTS

DATE	SITE	W	L	OT	SJ	OPP
10/26/2006	A	0	1	0	3	4
12/9/2006	H	1	0	0	3	1
2/14/2007	A	0	1	0	0	5
2/28/2007	H	0	0	1	3	4
TOTALS		1	2	1	9	14

NOTES

- The Sharks are 15-13-4 all-time vs. Nashville, but they haven't won a regular season game in Nashville since Oct. 24, 2002.
- On Nov. 20, 1998, Mike Rathje scored the first Sharks goal in team history against Nashville.
- On Oct. 24, 2002, Jonathan Cheechoo scored his first NHL goal — the game-winner — in a 2-1 victory at Nashville.

Last Sharks Win — Dec. 9, 2006 (Nashville 1 @ Sharks 3)

Last Nashville Win — Feb. 28, 2007 (Nashville 4 @ Sharks 3 SO)

Last Tie — Nov. 7, 2002 (Sharks 2 @ Nashville 2 OT)

Last Sharks Shutout — Feb. 16, 2001 (Sharks 2 @ Nashville 0)

Last Nashville Shutout — Feb. 14, 2007 (Sharks 0 @ Nashville 5)

Last Sharks Win At Home — Dec. 9, 2006 (Nashville 1 @ Sharks 3)

Last Sharks Win At Nashville — Oct. 24, 2002 (Sharks 2 @ Nashville 1)

Last Nashville Win At Sharks — Feb. 28, 2007 (Nashville 4 @ Sharks 3 SO)

Last Sharks Overtime Win At Home — March 11, 2006 (Nashville 2 @ Sharks 3 OT)

Last Nashville Overtime Win At Home — Jan. 31, 2004 (San Jose 2 @ Nashville 3OT)

Last Sharks Overtime Win At Nashville — None

Last Nashville Overtime Win At Sharks — Feb. 28, 2007 (Nashville 4 @ Sharks 3 SO)

Most Goals By Sharks — 5, 3 times, MR, Dec. 29, 2003 (Nashville 2 @ Sharks 5)

Most Goals By Nashville — 7, Feb. 18, 2004 (Sharks 3 @ Nashville 7)

Most Goals By Both Teams — 10, Feb. 18, 2004 (Sharks 3 @ Nashville 7)

Last Sharks Hat Trick — None

Last Nashville Hat Trick — Steve Sullivan, Feb 18, 2004 (Sharks 3 @ Nashville 7)

Last Sharks Penalty Shot — None

Last Nashville Penalty Shot — Martin Erat (Unsuccessful — Evgeni Nabokov), Feb. 28, 2007 (Nashville 4 @ Sharks 3 SO)

2006-07 PREDATORS LEADERS

Goals	David Legwand, 27
Assists	Paul Kariya, 52
Points	Paul Kariya, 76
Shots	Paul Kariya, 224
GAA	Tomas Vokoun, 2.38
Wins	Tomas Vokoun, 27
Losses	Tomas Vokoun, 12
Shutouts	Tomas Vokoun and Chris Mason, 5
Save %	Chris Mason, .925
2006-07 Record	51-23-8, 110 pts. 2nd/Central Division 4th/Western Conference

2007 PLAYOFFS

Western Conference Quarterfinals: Lost to San Jose, 4-1

NEW JERSEY DEVILS



PRUDENTIAL ARENA

165 Mulberry Street
Newark, N.J. 07102

Phone: TBD • Fax: TBD

CEO/G.M.: Lou Lamoriello


Coach: Brent Sutter

P.R.: Mike Levine, Jeff Altstadter, Pete Albiezt

Press Box: TBD

PRACTICE FACILITY

Prudential Center and
Codey Arena @
South Mountain
50 Route 120 North
W. Orange, N.J. 07052
Phone: 973-736-2251
Fax: 973-736-2383



Patrik Elias

AHL AFFILIATE

Lowell Devils

ALL-TIME RECORD

VS. NEW JERSEY	W	L	O/T
SJ ALL-TIME Record	8	11	4
SJ HOME	4	5	2
SJ ROAD	4	6	2

2006-07 RESULTS

DATE	SITE	W	L	OT	SJ	OPP
11/25/2006	H	1	0	0	2	0
TOTALS		1	0	0	2	0

NOTES

- Martin Brodeur is 8-6-2 with a 2.31 goals-against average in 16 games against the Sharks.
- Patrik Elias has six goals in the last seven games vs. San Jose.
- On Oct. 26, 1991, the Sharks suffered one of their worst defeats against New Jersey, a 9-0 decision at Continental Airlines Arena.
- On Nov. 25, 2006, San Jose shutout the Devils for the first time in 23 meetings, 2-0.

Last Sharks Win — Nov. 25, 2006 (New Jersey 0 @ Sharks 2)

Last New Jersey Win — Nov. 5, 2003 (Sharks 2 @ N.J. 3 OT)

Last Tie — Jan. 5, 1999 (Sharks 3 @ N.J. 3)

Last Sharks Shutout — Nov. 25, 2006 (New Jersey 0 @ Sharks 2)

Last New Jersey Shutout — March 29, 1993 (Sharks 0 @ N.J. 5)

Last Sharks Win At Home — Nov. 25, 2006 (New Jersey 0 @ Sharks 2)

Last New Jersey Win At Home — Nov. 5, 2003 (Sharks 2 @ N.J. 3 OT)

Last Sharks Win At New Jersey — Nov. 14, 2000 (Sharks 3 @ N.J. 2)

Last New Jersey Win At Sharks — Jan. 22, 2003 (N.J. 5 @ Sharks 4 OT)

Last Sharks Overtime Win At Home — Nov. 28, 1999 (N.J. 3 @ Sharks 4 OT)

Last New Jersey Overtime Win At Home — Nov. 5, 2003 (Sharks 2 @ N.J. 3 OT)

Last Sharks Overtime Win At New Jersey — None

Last New Jersey Overtime Win At Sharks — Jan. 22, 2003 (N.J. 5 @ Sharks 4 OT)

Most Goals By Sharks — 4, 4 times, MR, Jan. 22, 2003 (N.J. 5 @ Sharks 4 OT)

Most Goals By New Jersey — 9, Oct. 26, 1991 (Sharks 0 @ N.J. 9)

Most Goals By Both Teams — 9, 2 times, MR, Jan. 22, 2003 (N.J. 5 @ Sharks 4 OT)

Last Sharks Hat Trick — None

Last New Jersey Hat Trick — Patrik Elias, Oct. 18, 2001 (Sharks 1 @ N.J. 6)

Last Sharks Penalty Shot — None

Last New Jersey Penalty Shot — None

2006-07 DEVILS LEADERS

Goals	Zach Parise, 31
Assists	Patrik Elias, 48
Points	Patrik Elias, 69
Shots	Patrik Elias, 267
GAA	Martin Brodeur, 2.18
Wins	Martin Brodeur, 48
Losses	Martin Brodeur, 23
Shutouts	Martin Brodeur, 12
Save %	Martin Brodeur, .922
2006-07 Record	49-24-9, 107 pts. 1st/Atlantic Division 2nd/Eastern Conference

2007 PLAYOFFS

Eastern Conference Quarterfinals: Defeated Tampa Bay, 4-2

Eastern Conference Semifinals: Lost to Ottawa, 4-1

NEW YORK ISLANDERS



NASSAU VETERANS MEMORIAL COLISEUM

1255 Hempstead Turnpike
Uniondale, N.Y. 11553

Phone: 516-501-6700 • Fax: 516-501-6746

G.M.: Garth Snow

Coach: Ted Nolan

PR: Chris Botta, Corey Witt, Kerri Griesbeck

Press Box: 516-501-6792

PRACTICE FACILITY

Islanders Iceworks
175 Underhill Blvd.
Syosset, N.Y. 11741

Phone: 516-496-2277

AHL AFFILIATE

Bridgeport Sound Tigers



Rick DiPietro

ALL-TIME RECORD

VS. NEW YORK ISLANDERS	W	L	O/T
SJ ALL-TIME Record	10	10	4
SJ HOME	6	5	2
SJ ROAD	4	5	2

2006-07 RESULTS

DATE	SITE	W	L	OT	SJ	OPP
10/7/2006	H	1	0	0	2	0
TOTALS		1	0	0	2	0

NOTES

- The Sharks are 10-10-4 all-time vs. the Islanders, 7-2-2 in the last 11 meetings.
- No Sharks player has ever scored a hat trick against the Islanders.
- On Feb. 18, San Jose will be making their first appearance at Nassau Veterans Coliseum since Oct. 20, 2001.

Last Sharks Win — Oct. 7, 2006 (Islanders 0 @ Sharks 2)

Last Islanders Win — Feb. 19, 2003 (Islanders 3 @ Sharks 0)

Last Tie — Oct. 20, 2001 (Sharks 2 @ Islanders 2 OT)

Last Sharks Shutout — Oct. 7, 2006 (Islanders 0 @ Sharks 2)

Last Islanders Shutout — Feb. 19, 2003 (Sharks 0 @ Islanders 3)

Last Sharks Win At Home — Oct. 7, 2006 (Islanders 0 @ Sharks 2)

Last Islanders Win At Home — Jan. 17, 1996 (Sharks 2 @ Islanders 4)

Last Sharks Win At Islanders — Nov. 11, 2000 (Sharks 4 @ Islanders 0)

Last Sharks Overtime Win At Home — None

Last Islanders Overtime Win At Home — None

Last Sharks Overtime Win At Islanders — Jan. 2, 1999 (Sharks 4 @ Islanders 3 OT)

Last Islanders Overtime Win At Sharks — Jan. 29, 2000 (Islanders 3 @ Sharks 2 OT)

Most Goals By Sharks — 5, 2 times, MR, March 11, 2004 (Islanders 4 @ Sharks 5)

Most Goals By Islanders — 8, Oct. 29, 1991 (Sharks 4 @ Islanders 8)

Most Goals By Both Teams — 12, Oct. 29, 1991 (Sharks 4 @ Islanders 8)

Last Sharks Hat Trick — None

Last Islanders Hat Trick — Zigmund Palffy, Oct. 16, 1997 (Islanders 5 @ Sharks 2)

Last Sharks Penalty Shot — None

Last Islanders Penalty Shot — None

2006-07 ISLANDERS LEADERS

Goals	Jason Blake, 40
Assists	Tom Poti, 38
Points	Jason Blake, 69
Shots	Jason Blake, 305
GAA	Rick DiPietro, 2.58
Wins	Rick DiPietro, 32
Losses	Rick DiPietro, 19
Shutouts	Rick DiPietro, 5
Save %	Rick DiPietro, .919
2006-07 Record	40-30-12, 92 pts 4th/Atlantic Division 8th/Eastern Conference

2007 PLAYOFFS

Eastern Conference Quarterfinals: Lost to Buffalo, 4-1

NEW YORK RANGERS



MADISON SQUARE GARDEN

14th Floor, Two Pennsylvania Plaza
New York, N.Y. 10121

Phone: 212-465-6486 • Fax: 212-465-6494

G.M.: Glen Sather

Coach: Tom Renney

P.R.: Sammy Steinlight, Jody Sowa,
Dave Martella

Press Box: 212-465-6761

PRACTICE FACILITY

711 Old Saw Mill River Road
Tarrytown, N.Y. 10591

AHL AFFILIATE

Hartford Wolf Pack



Brendan Shanahan

ALL-TIME RECORD

VS. NEW YORK RANGERS	W	L	O/T
SJ ALL-TIME Record	4	16	4
SJ HOME	2	10	2
SJ ROAD	2	6	2

2006-07 RESULTS

DATE	SITE	W	L	OT	SJ	OPP
11/2/2006	H	0	1	0	1	3
TOTALS		0	1	0	1	3

NOTES

- Neither team has registered a hat trick in the series.
- The Sharks have never shutout the Rangers.
- On Oct. 22, 2001, former Ranger Adam Graves got his first point of the season with the Sharks after an emotional pregame tribute at Madison Square Garden.
- On Nov. 11, 2002, Patrick Marleau scored on his first career penalty shot attempt in a 5-4 loss at San Jose against Dan Blackburn.
- On Feb. 17, the Sharks will play at MSG for the first time since Dec. 16, 2002.

Last Sharks Win — Oct. 22, 2001 (Sharks 5 @ Rangers 1)

Last Rangers Win — Nov. 2, 2006 (Rangers 3 @ Sharks 1)

Last Tie — Nov. 18, 2003 (Rangers 2 @ Sharks 2 OT)

Last Sharks Shutout — None

Last Rangers Shutout — Feb. 22, 1993 (Rangers 4 @ Sharks 0)

Last Sharks Win At Home — Dec. 12, 2000 (Rangers 2 @ Sharks 3)

Last Rangers Win At Home — Dec. 16, 2002 (Sharks 1 @ Rangers 2 OT)

Last Sharks Win At Rangers — Oct. 22, 2001 (Sharks 5 @ Rangers 1)

Last Rangers Win At Sharks — Nov. 2, 2006 (Rangers 3 @ Sharks 1)

Last Sharks Overtime Win At Home — None

Last Rangers Overtime Win At Home — Dec. 16, 2002 (Sharks 1 @ Rangers 2 OT)

Last Sharks Overtime Win At Rangers — None

Last Rangers Overtime Win At Sharks — None

Most Goals By Sharks — 5, Oct. 22, 2001 (Sharks 5 @ Rangers 1)

Most Goals By Rangers — 8, 2 times, MR, Jan. 25, 1994 (Rangers 8 @ Sharks 3)

Most Goals By Both Teams — 11, 2 times, MR, Jan. 10, 1996 (Sharks 4 @ Rangers 7)

Last Sharks Hat Trick — None

Last Rangers Hat Trick — None

Last Sharks Penalty Shot — Patrick Marleau (Successful — Dan Blackburn), Nov. 11, 2002 (Rangers 5 @ Sharks 4)

Last Rangers Penalty Shot — None

2006-07 RANGERS LEADERS

Goals	Jaromir Jagr, 30
Assists	Jaromir Jagr, 66
Points	Jaromir Jagr, 96
Shots	Jaromir Jagr, 324
GAA	Henrik Lundqvist, 2.34
Wins	Henrik Lundqvist, 37
Losses	Henrik Lundqvist, 22
Shutouts	Henrik Lundqvist, 5
Save %	Henrik Lundqvist, .917
2006-07 Record	42-30-10, 94 pts. 3rd/Atlantic Division 6th/Eastern Conference

2007 PLAYOFFS

Eastern Conference Quarterfinals: Defeated Atlanta, 4-0

Eastern Conference Semifinals: Lost to Buffalo, 4-2

OTTAWA SENATORS



SCOTIABANK PLACE

1000 Palladium Drive
Ottawa, Ontario K2V 1A5

Phone: 613-599-0250 • Fax: 613-599-5562

G.M.: John Muckler

Coach: John Paddock

P.R.: Phil Legault, Steve Keogh, Brian Morris

Press Box: 613-591-5436

PRACTICE FACILITY

Bell SensPlex
1565 Maple Grove Road
Ottawa, Ontario
K2V 1A3

Phone: 613-519-0363

AHL AFFILIATE

Binghamton Senators



Ray Emery

ALL-TIME RECORD

VS. OTTAWA	W	L	O/T
SJ ALL-TIME Record	7	8	4
SJ HOME	5	4	0
SJ ROAD	2	4	4

2006-07 RESULTS

Sharks did not play Northeast Division opponents during the 2006-07 season

NOTES

- On March 6, 1997, the Sharks first shutout in the series came during a 2-0 victory behind Ed Belfour.
- On Dec. 19, 2002 at Ottawa, eight different players scored for the Senators in a 9-3 Sharks loss.
- At HP Pavilion on Oct. 18, 2003, Marian Hossa scored on a penalty shot against Evgeni Nabokov, the first ever penalty shot between the two teams. San Jose lost the game, 4-3.
- On Jan. 12, 2006, the Sharks improved to 8-0 against the Eastern Conference as Evgeni Nabokov was credited with his first shutout of the season in a 2-0 victory at the Corel Centre.

Last Sharks Win — Jan. 12, 2006 (Sharks 2 @ Ottawa 0)

Last Ottawa Win — Oct. 18, 2003 (Ottawa 4 @ Sharks 1)

Last Tie — March 26, 1999 (Sharks 1 @ Ottawa 1 OT)

Last Sharks Shutout — Jan. 12, 2006 (Sharks 2 @ Ottawa 0)

Last Ottawa Shutout — Oct. 10, 1997 (Ottawa 1 @ Sharks 0)

Last Sharks Win At Home — March 7, 2002 (Ottawa 2 @ Sharks 5)

Last Ottawa Win At Home — Dec. 19, 2002 (Sharks 3 @ Ottawa 9)

Last Sharks Win At Ottawa — Jan. 12, 2006 (Sharks 2 @ Ottawa 0)

Last Ottawa Win At Sharks — Oct. 18, 2003 (Ottawa 4 @ Sharks 1)

Last Sharks Overtime Win At Home — March 2, 1993 (Ottawa 2 @ Sharks 3 OT)

Last Ottawa Overtime Win At Home — None

Last Sharks Overtime Win At Ottawa — None

Last Ottawa Overtime Win At Sharks — None

Most Goals By Sharks — 5, March 7, 2002 (Ottawa 2 @ Sharks 5)

Most Goals By Ottawa — 9, Dec. 19, 2002 (Sharks 3 @ Ottawa 9)

Most Goals By Both Teams — 12, 2 times, MR, Dec. 19, 2002 (Sharks 3 @ Ottawa 9)

Last Sharks Hat Trick — None

Last Ottawa Hat Trick — Daniel Alfredsson, March 1, 2001 (Sharks 4 @ Ottawa 8)

Last Sharks Penalty Shot — None

Last Ottawa Penalty Shot — None

2006-07 SENATORS LEADERS

Goals	Dany Heatley, 50
Assists	Dany Heatley, 55
Points	Dany Heatley, 105
Shots	Dany Heatley, 310
GAA	Ray Emery, 2.47
Wins	Ray Emery, 33
Losses	Ray Emery, 16
Shutouts	Ray Emery, 5
Save %	Ray Emery, .918
2006-07 Record	48-25-9, 105 pts.

2nd/Northeast Division
4th/Eastern Conference

Eastern Conference Champions

2007 PLAYOFFS

Eastern Conference Quarterfinals: Defeated Pittsburgh, 4-1

Eastern Conference Semifinals: Defeated New Jersey, 4-1

Eastern Conference Finals: Defeated Ottawa, 4-1

Stanley Cup Finals: Lost to Anaheim, 4-1

PHILADELPHIA FLYERS



WACHOVIA CENTER

3601 S. Broad St.
Philadelphia, Pa. 19148

Phone: 215-465-4500 • **Fax:** 215-389-9403

G.M.: Paul Holmgren

Coach: John Stevens

P.R.: Zack Hill, Joe Klueg, Jill Lipson, Kevin Kurz,
Joe Siville

Press Box: 215-336-3600
x 2115

PRACTICE FACILITY

The Virtua Center
Flyers Skate Zone
601 Laurel Oak Road
Voorhees, N.J. 08043
Phone: 856-309-4444

AHL AFFILIATE

Philadelphia Phantoms



Simon Gagne

ALL-TIME RECORD

VS. PHILADELPHIA	W	L	O/T
SJ ALL-TIME Record	7	13	4
SJ HOME	4	7	2
SJ ROAD	3	6	2

2006-07 RESULTS

DATE	SITE	W	L	OT	SJ	OPP
11/18/2006	H	1	0	0	6	1
TOTALS		1	0	0	6	1

NOTES

- The Sharks are 7-13-4 all-time vs. Philadelphia.
- The Sharks have never scored a hat trick against Philadelphia.
- On Feb. 16, 2004, five different Sharks scored in a 5-2 victory at Philadelphia.

Last Sharks Win — Nov. 18, 2006 (Philadelphia 1 @ Sharks 6)

Last Philadelphia Win — Dec. 21, 2000 (Sharks 3 @ Philadelphia 4)

Last Tie — Oct. 16, 2003 (Philadelphia 0 @ Sharks 0 OT)

Last Sharks Shutout — Oct. 16, 2003 (Philadelphia 0 @ Sharks 0 OT)

Last Philadelphia Shutout — Oct. 16, 2003 (Philadelphia 0 @ Sharks 0 OT)

Last Sharks Win At Home — Nov. 18, 2006 (Philadelphia 1 @ Sharks 6)

Last Philadelphia Win At Home — Dec. 21, 2000 (Sharks 3 @ Philadelphia 4)

Last Sharks Win At Philadelphia — Feb. 16, 2004 (Sharks 5 @ Philadelphia 2)

Last Philadelphia Win At Sharks — Nov. 5, 1999 (Philadelphia 3 @ Sharks 1)

Last Sharks Overtime Win At Home — None

Last Philadelphia Overtime Win At Home — None

Last Sharks Overtime Win At Philadelphia — Feb. 3, 1994 (Sharks 3 @ Philadelphia 2 OT)

Last Philadelphia Overtime Win At Sharks — Oct. 13, 1997 (Philadelphia 3 @ Sharks 2 OT)

Most Goals By Sharks — 6, Nov. 18, 2006 (Sharks 6 @ Philadelphia 1)

Most Goals By Philadelphia — 8, March 17, 1996 (Sharks 2 @ Philadelphia 6)

Most Goals By Both Teams — 10, 2 times, MR, March 17, 1996 (Sharks 2 @ Philadelphia 8)

Last Sharks Hat Trick — None

Last Philadelphia Hat Trick — John LeClair, March 17, 1996 (Sharks 2 @ Philadelphia 8)

Last Sharks Penalty Shot — None

Last Philadelphia Penalty Shot — None

2006-07 FLYERS LEADERS

Goals	Simon Gagne, 41
Assists	Joni Pitkanen, 39
Points	Simon Gagne, 68
Shots	Simon Gagne, 291
GAA	Antero Niitymaki, 3.38
Wins	Antero Niitymaki, 9
Losses	Antero Niitymaki, 29
Shutouts	Robert Esche, 1
Save %	Antero Niitymaki, .894
2006-07 Record	22-48-12, 56 pts. 5th/Atlantic Division 15th/Eastern Conference

2007 PLAYOFFS

Did not qualify

PHOENIX COYOTES



GLENDALE ARENA

9400 W. Maryland Ave.
Glendale, Ariz. 85303

Phone: 623-772-3200 • Fax: 623-872-2000

G.M.: Don Maloney

Coach: Wayne Gretzky

P.R.: Kevin Crawley, Sergey Kocharov, Rob Crean

Press Box: 623-772-3598

AHL AFFILIATE

San Antonio Rampage



Keith Ballard

ALL-TIME RECORD

VS. PHOENIX	W	L	O/T
SJ ALL-TIME Record	37	35	11
SJ HOME	18	15	7
SJ ROAD All-Time	19	20	4
WPG	4	7	
PHX	15	13	

2006-07 RESULTS

DATE	SITE	W	L	OT	SJ	OPP
11/11/2006	A	1	0	0	2	1
12/11/2006	H	1	0	0	4	0
12/28/2006	H	0	1	0	2	3
12/30/2006	A	0	1	0	0	8
1/13/2007	A	1	0	0	4	1
1/18/2007	H	1	0	0	5	2
3/15/2007	A	1	0	0	5	1
3/30/2007	H	1	0	0	4	2
TOTALS		6	2	0	26	18

NOTES

- Jonathan Cheechoo and Patrick Marleau set franchise records in a 3-2 win at Phoenix on April 10, 2002. Cheechoo became the first Sharks player to score 50 goals (50th and 51st) in a season. Cheechoo and Marleau also surpassed Owen Nolan (84) for most points in a season (Marleau assisted on Cheechoo's 51st goal to give both 85 points).
- On Dec. 11, 2006, Patrick Marleau played in his 671st game, tying him with Mike Rathje for first on the Sharks all-time games played list.
- Niko Dimitrakos record his first multi-goal game in a 6-4 loss at Glendale Arena on March 8, 2003.

Last Sharks Win — March 30, 2007 (Phoenix 2 @ Sharks 4)

Last Phoenix Win — Dec. 30, 2006 (Sharks 0 @ Phoenix 8)

Last Tie — Oct. 25, 2003 (Phoenix 4 @ Sharks 4 OT)

Last Sharks Shutout — Dec. 11, 2006 (Phoenix 0 @ Sharks 4)

Last Phoenix Shutout — Dec. 30, 2006 (Sharks 0 @ Phoenix 8)

Last Sharks Win At Home — March 30, 2007 (Phoenix 2 @ Sharks 4)

Last Phoenix Win At Home — Dec. 30, 2006 (Sharks 0 @ Phoenix 8)

Last Sharks Win At Phoenix — March 15, 2007 (Sharks 5 @ Phoenix 1)

Last Phoenix Win At Sharks — Dec. 28, 2006 (Phoenix 3 @ Sharks 2)

Last Sharks Overtime Win At Home — March 28, 1995 (Winnipeg 5 @ Sharks 6 OT)

Last Phoenix Overtime Win At Home — Jan. 23, 2000 (Sharks 2 @ Phoenix 3 OT)

Last Sharks Overtime Win At Phoenix — Feb. 12, 2006 (Sharks 5 @ Phoenix 4 OT)

Last Phoenix Overtime Win At Sharks — April 1, 2006 (Phoenix 4 @ Sharks 3 OT)

Most Goals By Sharks — 9, March 29, 1994 (Winnipeg 4 @ Sharks 9)

Most Goals By Phoenix — 9, April 1, 1993 (Winnipeg 9 @ Sharks 5)

Most Goals By Both Teams — 14, April 1, 1993 (Winnipeg 9 @ Sharks 5)

Last Sharks Hat Trick — Jeff Friesen, March 20, 1996 (Sharks 7 @ Winnipeg 1)

Last Phoenix Hat Trick — Jeremy Roenick, Dec. 30, 2006 (Sharks 0 @ Phoenix 8)

Last Sharks Penalty Shot — Sergei Makarov (Successful — Tim Chevedale), March 29, 1994 (Winnipeg 4 @ Sharks 9)

Last Phoenix Penalty Shot — None

2006-07 COYOTES LEADERS

Goals	Shane Doan, 27
Assists	Shane Doan, 28
Points	Shane Doan, 55
Shots	Shane Doan, 209
GAA	Curtis Joseph, 3.19
Wins	Curtis Joseph, 18
Losses	Curtis Joseph, 31
Shutouts	Curtis Joseph, 4
Save %	David Leneveu, .894
2006-07 Record	31-46-5, 67 pts.
	5th/Pacific Division
	15th/Western Conference

2007 PLAYOFFS

Did not qualify

PITTSBURGH PENGUINS



MELLON ARENA

66 Mario Lemieux Place
Pittsburgh, Pa. 15219

Phone: 412-642-1300 • Fax: 412-642-1859

G.M.: Ray Shero

Coach: Michel Therrien

P.R.: Tom McMillan, Brian Werger, Jennifer Bullano, Frank Buonomo

Press Box: 412-642-1810

AHL AFFILIATE

Wilkes-Barre/
Scranton Penguins



Evgeni Malkin

ALL-TIME RECORD

VS. PITTSBURGH	W	L	O/T
SJ ALL-TIME Record	10	10	3
SJ HOME	6	6	2
SJ ROAD	4	4	1

2006-07 RESULTS

DATE	SITE	W	L	OT	SJ	OPP
11/4/2006	H	1	0	0	3	2
TOTALS		1	0	0	3	2

NOTES

- Mario Lemieux scored 49 points (17 goals and 32 assists) in 14 games against San Jose. He had five multi-goal games against the Sharks, but never recorded a hat trick.
- On Jan. 13, 1996 at Pittsburgh, San Jose established a franchise record for most goals in a game (10) as the Sharks won, 10-8. The record was tied on March 30, 2002 vs. Columbus.
- San Jose didn't have a power play opportunity (a franchise first) in their 4-1 loss at Pittsburgh on Nov. 23, 2002.
- On Feb. 27, 2004, Vincent Damphousse played in his 229th consecutive game, breaking the franchise record (228) held by Mike Ricci.

Last Sharks Win — Nov. 4, 2006 (Pittsburgh 2 @ Sharks 3)

Last Pittsburgh Win — Nov. 23, 2002 (Sharks 1 @ Pittsburgh 4)

Last Tie — Oct. 30, 1999 (Pittsburgh 1 @ Sharks 1 OT)

Last Sharks Shutout — Nov. 29, 2001 (Pittsburgh 0 @ Sharks 5)

Last Pittsburgh Shutout — Dec. 13, 1996 (Pittsburgh 4 @ Sharks 0)

Last Sharks Win At Home — Nov. 4, 2006 (Pittsburgh 2 @ Sharks 3)

Last Pittsburgh Win At Home — Nov. 23, 2002 (Sharks 1 @ Pittsburgh 4)

Last Sharks Win At Pittsburgh — Jan. 30, 2002 (Sharks 6 @ Pittsburgh 3)

Last Pittsburgh Win At Sharks — Oct. 22, 1997 (Pittsburgh 5 @ Sharks 2)

Last Sharks Overtime Win At Home — None

Last Pittsburgh Overtime Win At Home — None

Last Sharks Overtime Win At Pittsburgh — None

Last Pittsburgh Overtime Win At Sharks — None

Most Goals By Sharks — 10, Jan. 13, 1996 (Sharks 10 @ Pittsburgh 8)

Most Goals By Pittsburgh — 10, Dec. 17, 1991 (Sharks 2 @ Pittsburgh 10)

Most Goals By Both Teams — 18, Jan. 13, 1996 (Sharks 10 @ Pittsburgh 8)

Last Sharks Hat Trick — Ray Sheppard, Jan. 13, 1996 (Sharks 10 @ Pittsburgh 8)

Last Pittsburgh Hat Trick — Ron Francis, Nov. 10, 1995 (Pittsburgh 9 @ Sharks 1)

Last Sharks Penalty Shot — None

Last Pittsburgh Penalty Shot — Martin Straka (Unsuccessful — Evgeni Nabokov), Nov. 1, 2000 (Pittsburgh 2 @ Sharks 3)

2006-07 PENGUINS LEADERS

Goals	Sidney Crosby, 36
Assists	Sidney Crosby, 84
Points	Sidney Crosby, 120
Shots	Sidney Crosby, 250
GAA	Jocelyn Thibault and Marc-Andre Fleury, 2.83
Wins	Marc-Andre Fleury, 40
Losses	Marc-Andre Fleury, 16
Shutouts	Marc-Andre Fleury, 5
Save %	Marc-Andre Fleury, .906
2006-07 Record	47-24-11, 105 pts. 2nd/Atlantic Division 5th/Eastern Conference

2007 PLAYOFFS

Eastern Conference Quarterfinals: Lost to Ottawa, 4-1

ST. LOUIS BLUES



SCOTTRADE CENTER

1401 Clark Ave.
St. Louis, Mo. 63103

Phone: 314-622-2500 • Fax: 314-622-2582

President of Hockey Operations/Alternate

Governor: John Davidson

G.M.: Larry Pleau

Coach: Mike Kitchener

P.R.: Mike Caruso,

Scott Bonanni,

Rich Jankowski

Press Box: 314-589-5300

PRACTICE FACILITY

St. Louis Mills Ice Zone
5555 St. Louis Mills Road
Hazelwood, Mo. 63042

Phone: 314-227-5288



Doug Weight

AHL AFFILIATE

Peoria Rivermen

ALL-TIME RECORD

VS. ST. LOUIS	W	L	O/T
SJ ALL-TIME Record	19	36	5
SJ HOME	6	19	3
SJ ROAD	13	17	2

2006-07 RESULTS

DATE	SITE	W	L	OT	SJ	OPP
10/5/2006	H	1	0	0	5	4
11/28/2006	A	1	0	0	2	0
1/20/2007	H	0	1	0	0	1
2/13/2007	A	1	0	0	6	5
TOTALS		3	1	0	13	10

NOTES

- No Sharks player has ever posted a hat trick against the Blues
- On Nov. 4, 1995, San Jose scored five goals in 13 minutes and 13 seconds, setting a franchise record for the fastest five goals scored in a game
- On March 11, 2003, in San Jose, Miroslav Zalesak registered his first NHL goal on his first NHL shot in a 4-2 loss.
- On Feb. 29, 2004, Evgeni Nabokov recorded his eighth shutout of the season and 25th NHL shutout, setting a single-season career and franchise record, also marking his 25th NHL shutout.

Last Sharks Win — Feb. 13, 2007 (Sharks 6 @ St. Louis 5)

Last St. Louis Win — Jan. 20, 2007 (Sharks 0 @ St. Louis 1)

Last Tie — Nov. 20, 1999 (Sharks 1 @ St. Louis 1 OT)

Last Sharks Shutout — Nov. 28, 2006 (Sharks 2 @ St. Louis 0)

Last St. Louis Shutout — Jan. 20, 2007 (Sharks 0 @ St. Louis 1)

Last Sharks Win At Home — Oct. 5, 2006 (St. Louis 4 @ Sharks 5 OT)

Last St. Louis Win At Home — Dec. 18, 2003 (Sharks 2 @ St. Louis 4)

Last Sharks Win At St. Louis — Nov. 28, 2006 (Sharks 2 @ St. Louis 0)

Last St. Louis Win At Sharks — Dec. 23, 2005 (St. Louis 2 @ Sharks 1 SO)

Last Sharks Overtime Win At Home — Oct. 5, 2006 (St. Louis 4 @ Sharks 5 OT)

Last St. Louis Overtime Win At Home — Dec. 30, 1999 (Sharks 1 @ St. Louis 1 OT)

Last Sharks Overtime Win At St. Louis — None

Last St. Louis Overtime Win At Sharks —

Nov. 13, 2003 (St. Louis 4 @ Sharks 3 OT)

Most Goals By Sharks — 7, 2 times, MR, Oct. 8, 2005 (Sharks 7 @ St. Louis 6)

Most Goals By St. Louis — 7, Feb. 26, 2001 (Sharks 2 @ St. Louis 7)

Most Goals By Both Teams — 13, Oct. 8, 2005 (Sharks 7 @ St. Louis 6)

Last Sharks Hat Trick — None

Last St. Louis Hat Trick — Bill Guerin, Feb. 13, 2007 (Sharks 6 @ St. Louis 5)

Last Sharks Penalty Shot — Patrick Marleau (Successful — Patrick Lalime), Oct. 8, 2005 (Sharks 7 @ St. Louis 6)

Last St. Louis Penalty Shot — Sergei Varlamov (Successful — Evgeni Nabokov), Jan. 8, 2002 (Blues 6 @ Sharks 2)

2006-07 BLUES LEADERS

Goals	Lee Stempniak, 27
Assists	Doug Weight, 43
Points	Doug Weight, 59
Shots	Brad Boyes, 182
GAA	Manny Legace, 2.59
Wins	Manny Legace, 23
Losses	Manny Legace, 15
Shutouts	Manny Legace, 5
Save %	Manny Legace, .907
2006-07 Record	34-35-13, 81 pts. 3rd/Central Division 10th/Western Conference

2007 PLAYOFFS

Did not qualify

TAMPA BAY LIGHTNING



ST. PETE TIMES FORUM

401 Channelside Drive
Tampa, Fla. 33602

Phone: 813-301-6500 • Fax: 813-301-1487

G.M.: Jay Feaster

Coach: John Tortorella

P.R.: Bill Wickett, Jay Preble, Brian Breseman

Press Box: 813-301-6873, 6874

PRACTICE FACILITY

Ice Sports Forum
10222 Elizabeth Place
Brandon, Fla. 33619

Phone: 813-684-7825

Fax: 813-655-0642

AHL AFFILIATE

Norfolk Admirals



Martin St. Louis

ALL-TIME RECORD

VS. TAMPA BAY	W	L	O/T
SJ ALL-TIME Record	9	12	3
SJ HOME	4	6	1
SJ ROAD	5	6	2

2006-07 RESULTS

DATE	SITE	W	L	OT	SJ	OPP.
10/29/2006	A	1	0	0	4	2
TOTALS		1	0	0	4	2

NOTES

- In San Jose on March 24, 2003, Martin St. Louis was awarded the first penalty shot between the two teams, which was unsuccessful, against Evgeni Nabokov in a 4-1 Sharks loss.
- Vesa Toskala earned his fifth straight win as a starter in a 3-1 win over the Lightning at HP Pavilion on Jan. 16, 2006.
- On Oct. 29, 2006, San Jose snapped a two-game losing streak in a 4-2 win at Tampa Bay. Joe Thornton scored his first goal of the season while Ryane Clowe potted his first NHL goal.

Last Sharks Win — Oct. 29, 2006 (Sharks 4 @ Tampa Bay 2)

Last Tampa Bay Win — March 24, 2003 (Tampa Bay 2 @ Sharks 1)

Last Tie — Oct. 30, 2003 (Sharks 2 @ Tampa Bay 2 OT)

Last Sharks Shutout — Feb. 8, 2000 (Sharks 8 @ Tampa Bay 0)

Last Tampa Bay Shutout — None

Last Sharks Win At Home — Jan. 16, 2006 (Tampa Bay 1 @ Sharks 3)

Last Tampa Bay Win At Home — Nov. 15, 2002 (Sharks 2 @ Tampa Bay 4)

Last Sharks Win At Tampa Bay — Oct. 29, 2006 (Sharks 4 @ Tampa Bay 2)

Last Tampa Bay Win At Sharks — March 24, 2003 (Tampa Bay 2 @ Sharks 1)

Last Sharks Overtime Win At Home — None

Last Tampa Bay Overtime Win At Home — March 6, 2001 (Sharks 1 @ Tampa Bay 2 OT)

Last Sharks Overtime Win At Tampa Bay — None

Last Tampa Bay Overtime Win At Sharks — Dec. 16, 1992 (Tampa Bay 5 @ Sharks 4 OT)

Most Goals By Sharks — 8, Feb. 8, 2000 (Sharks 8 @ Tampa Bay 0)

Most Goals By Tampa Bay — 7, March 1, 1996 (Tampa Bay 7 @ Sharks 3)

Most Goals By Both Teams — 10, March 1, 1996 (Tampa Bay 7 @ Sharks 3)

Last Sharks Hat Trick — None

Last Tampa Bay Hat Trick — Brian Bellows, Jason Weimer, March 1, 1996 (Tampa Bay 7 @ Sharks 3)

Last Sharks Penalty Shot — None

Last Tampa Bay Penalty Shot — Martin St. Louis (Unsuccessful — Evgeni Nabokov), March 24, 2003 (Tampa Bay 4 @ Sharks 1)

2006-07 LIGHTNING LEADERS

Goals	Vincent Lecavalier, 52
Assists	Martin St. Louis, 59
Points	Vincent Lecavalier, 108
Shots	Vincent Lecavalier, 339
GAA	Johan Holmqvist, 2.85
Wins	Johan Holmqvist, 27
Losses	Marc Denis, 18
Shutouts	Johan Holmqvist and Marc Denis, 1
Save %	Johan Holmqvist, .893
2006-07 Record	44-33-5, 93 pts. 2nd/Southeast Division 7th/Eastern Conference

2007 PLAYOFFS

Eastern Conference Quarterfinals: Lost to New Jersey, 4-2

TORONTO MAPLE LEAFS



AIR CANADA CENTRE

40 Bay Street, Suite 400
Toronto, Ontario M5J 2X2

Phone: 416-815-5700 • **Fax:** 416-359-9331

G.M.: John Ferguson Jr.

Coach: Paul Maurice

P.R.: John Lashway, Pat Park, James Lamont,
Craig Downey

Press Box: 416-815-5702

PRACTICE FACILITY

Lake Shore Lions Arena
300 Birmingham Street
Etobicoke, Ontario
M8V 2E6

Phone: 416-251-5219

AHL AFFILIATE

Toronto Marlies



Matt Stajan

ALL-TIME RECORD

VS. TORONTO	W	L	O/T
SJ ALL-TIME Record	10	19	5
SJ HOME	5	7	3
SJ ROAD	5	12	2

2006-07 RESULTS

Sharks did not play Northeast Division opponents during the 2006-07 season

NOTES

- The Sharks are 10-19-5 all-time vs. Toronto, 4-3-2 in the last nine games.
- On Nov. 4, 1997 in San Jose, the Sharks and Maple Leafs played to a 0-0 tie, the last shutout by either team in the series.
- Eight of the last 11 games in this series have been in Toronto.

Last Sharks Win — Dec. 5, 2005 (Sharks 5 @ Toronto 4)

Last Toronto Win — Jan. 29, 2002 (Sharks 3 @ Toronto 4)

Last Tie — Nov. 15, 2003 (Toronto 2 @ Sharks 2 OT)

Last Sharks Shutout — Nov. 4, 1997 (Toronto 0 @ Sharks 0 OT)

Last Toronto Shutout — Nov. 4, 1997 (Toronto 0 @ Sharks 0 OT)

Last Sharks Win At Home — March 9, 1998 (Toronto 2 @ Sharks 3)

Last Toronto Win At Home — Jan. 29, 2002 (Sharks 3 @ Toronto 4)

Last Sharks Win At Toronto — Dec. 3, 2005 (Sharks 5 @ Toronto 4)

Last Toronto Win At Sharks — March 26, 1997 (Toronto 2 @ Sharks 1)

Last Sharks Overtime Win At Home — None

Last Toronto Overtime Win At Home — None

Last Sharks Overtime Win At Toronto — None

Last Toronto Overtime Win At Sharks — None

Most Goals By Sharks — 8, March 24, 1999 (Sharks 8 @ Toronto 5)

Most Goals By Toronto — 7, 2 times, MR, Oct. 17, 1995 (Sharks 2 @ Toronto 7)

Most Goals By Both Teams — 13, March 24, 1999 (Sharks 8 @ Toronto 5)

Last Sharks Hat Trick — None

Last Toronto Hat Trick — None

Last Sharks Penalty Shot — None

Last Toronto Penalty Shot — Mats Sundin (Successful — Arturs Irbe), March 15, 1995 (Toronto 2 @ Sharks 1)

2006-07 MAPLE LEAFS LEADERS

Goals	Mats Sundin, 27
Assists	Mats Sundin, 49
Points	Mats Sundin, 76
Shots	Mats Sundin, 321
GAA	Andrew Raycroft, 2.99
Wins	Andrew Raycroft, 37
Losses	Andrew Raycroft, 25
Shutouts	Andrew Raycroft, 2
Save %	Andrew Raycroft, .894
2006-07 Record	40-31-11, 91 pts. 3rd/Northeast Division 9th/Eastern Conference

2007 PLAYOFFS

Did not qualify

VANCOUVER CANUCKS



GENERAL MOTORS PLACE

800 Griffiths Way
Vancouver, British Columbia
V6B 6G1

Phone: 604-899-4600 • Fax: 604-899-4640

G.M.: Dave Nonis

Coach: Alain Vigneault

P.R.: T.C. Carling, Ben Brown, Stephanie Maniago

Press Box: 604-899-4993

PRACTICE FACILITY

TBD

AHL AFFILIATE

Manitoba Moose



Kevin Bieksa

ALL-TIME RECORD

VS. VANCOUVER	W	L	O/T
SJ ALL-TIME Record	26	36	12
SJ HOME	14	17	7
SJ ROAD	12	19	5

2006-07 RESULTS

DATE	SITE	W	L	OT	SJ	OPP
10/13/2006	A	1	0	0	6	4
1/28/2007	A	0	1	0	1	3
3/9/2007	H	0	0	1	1	2
4/7/2007	H	0	0	1	3	4
TOTALS		1	1	2	11	13

NOTES

- On Nov. 5, 2000 at Vancouver, Scott Thornton scored two goals in 22 seconds, then the fastest two goals by a Sharks player.
- On Nov. 3, 2001, San Jose scored three goals (Jeff Jillson, Scott Thornton and Marco Sturm) in 36 seconds -- a franchise record for the fastest three goals scored
- The Sharks swept all four games in 2001-02 — the first time either team swept the other in a season series.
- On March 10, 2002 in Vancouver, Evgeni Nabokov became the first Sharks goaltender to score a goal when he got an unassisted power play tally in the Sharks 7-4 victory.
- On March 9, 2007, Evgeni Nabokov's franchise record shutout streak was stopped at 166 minutes, seven seconds (166:07) when Taylor Pyatt scored in the third period. That goal also ended a team shutout streak of 167:16 (also a franchise record).

Last Sharks Win — Oct. 13, 2006 (San Jose 6 @ Vancouver 4)

Last Vancouver Win — April 7, 2007 (Vancouver 4 @ Sharks 3 OT)

Last Tie — Feb. 8, 2001 (Sharks 0 @ Vancouver 0 OT)

Last Sharks Shutout — Jan. 11, 2003 (Vancouver 0 @ Sharks 3)

Last Vancouver Shutout — Feb. 8, 2001 (Sharks 0 @ Vancouver 0 OT)

Last Sharks Win At Home — April 13, 2006 (Vancouver 3 @ Sharks 5)

Last Vancouver Win At Home — Jan. 28, 2007 (Sharks 1 @ Vancouver 3)

Last Sharks Win At Vancouver — Oct. 13, 2006 (San Jose 6 @ Vancouver 4)

Last Vancouver Win At Sharks — April 7, 2007 (Vancouver 4 @ Sharks 3 OT)

Last Sharks Overtime Win At Home — None

Last Vancouver Overtime Win At Home — Feb. 26, 2004 (Sharks 2 @ Vancouver 3 OT)

Last Sharks Overtime Win At Vancouver — April 12, 2006 (Sharks 5 @ Vancouver 4 OT)

Last Vancouver Overtime Win At Sharks — April 7, 2007 (Vancouver 4 @ Sharks 3 OT)

Most Goals By Sharks — 7, 4 times, MR, March 10, 2002 (Sharks 7 @ Vancouver 4)

Most Goals By Vancouver — 8, 2 times, MR, Dec. 18, 1992 (Sharks 1 @ Vancouver 8)

Most Goals By Both Teams — 13, Oct. 14, 1995 (Vancouver 7 @ Sharks 6)

Last Sharks Hat Trick — Vincent Damphousse, April 3, 1999 (Vancouver 2 @ Sharks 5)

Last Vancouver Hat Trick — Markus Naslund, Oct. 21, 2002 (Vancouver 5 @ Sharks 2)

Last Sharks Penalty Shot — Owen Nolan (Unsuccessful — Garth Snow), Dec. 26, 1998, (Vancouver 0 @ Sharks 2)

Last Vancouver Penalty Shot — Pavel Bure (Successful — Mike Vernon), Nov. 12, 1997, Vancouver 5 @ Sharks 2)

2006-07 CANUCKS LEADERS

Goals	Daniel Sedin, 36
Assists	Henrik Sedin, 71
Points	Daniel Sedin, 84
Shots	Daniel Sedin, 236
GAA	Roberto Luongo, 2.29
Wins	Roberto Luongo, 47
Losses	Roberto Luongo, 22
Shutouts	Roberto Luongo, 5
Save %	Roberto Luongo .921
2006-07 Record	49-26-7, 105 pts., 1st/Northwest Division 3rd/Western Conference

2007 PLAYOFFS

Western Conference Quarterfinals: Defeated Dallas, 4-3

Western Conference Semifinals: Lost to Anaheim, 4-1

WASHINGTON CAPITALS



VERIZON CENTER

601 F St. NW
Washington, D.C. 20004

Phone: 202-266-2200 • Fax: 202-266-2360

G.M.: George McPhee

Coach: Glen Hanlon

P.R.: Nate Ewell, Paul Rownak, Julie Petri

Press Box: 202-628-3200 x7600

OFFICE/PRACTICE FACILITY

Kettler Capitals Iceplex
627 N. Glebe Road

Suite 850

Arlington, Va. 22203

Office: 202-266-2000

Practice: 571-224-0555

AHL AFFILIATE

Hershey Bears



Alex Ovechkin

ALL-TIME RECORD

VS. WASHINGTON	W	L	O/T
SJ ALL-TIME Record	15	8	1
SJ HOME	7	3	1
SJ ROAD	8	5	0

2006-07 RESULTS

DATE	SITE	W	L	OT	SJ	OPP
2/21/2007	A	1	0	0	3	2
TOTALS		1	0	0	3	2

NOTES

- On Dec. 18, 2000, Todd Harvey scored the franchise's 2,000th goal in a 5-3 victory in Washington.
- On Feb. 21, 2007, Jonathan Cheechoo scored his 200th point with an assist on Matt Carle's game-tying goal. Cheechoo also added the game-winning shootout goal.

Last Sharks Win — Feb. 21, 2007 (Sharks 3 @ Washington 2 SO)

Last Washington Win — Feb. 20, 1999 (Sharks 1 @ Washington 3)

Last Tie — Dec. 10, 1997 (Washington 3 @ Sharks 3 OT)

Last Sharks Shutout — Dec. 14, 2002 (Washington 0 @ Sharks 2)

Last Washington Shutout — None

Last Sharks Win At Home — Dec. 16, 2005 (Washington 1 @ Sharks 4)

Last Washington Win At Home — Feb. 20, 1999 (Sharks 1 @ Washington 3)

Last Sharks Win At Washington — Feb. 21, 2007 (Sharks 3 @ Washington 2 SO)

Last Washington Win At Sharks — Oct. 30, 1993 (Washington 4 @ Sharks 2)

Last Sharks Overtime Win At Home — None

Last Washington Overtime Win At Home — None

Last Sharks Overtime Win At Washington — Feb. 21, 2007 (Sharks 3 @ Washington 2 SO)

Last Washington Overtime Win At Sharks — None

Most Goals By Sharks — 5, 5 times, MR, March 15, 2002 (Washington 4 @ Sharks 5)

Most Goals By Washington — 6, Feb. 9, 1992 (Sharks 2 @ Washington 6)

Most Goals By Both Teams — 9, March 15, 2002 (Washington 4 @ Sharks 5)

Last Sharks Hat Trick — Todd Harvey, Dec. 18, 2000 (Sharks 5 @ Washington 3)

Last Washington Hat Trick — John Druce, Feb. 9, 1992 (Sharks 2 @ Washington 6)

Last Sharks Penalty Shot — Jeff Friesen (Successful — Jim Carey), Dec. 2, 1995 (Washington 3 @ Sharks 5)

Last Washington Penalty Shot — None

2006-07 CAPITALS LEADERS

Goals	Alexander Ovechkin, 46
Assists	Alexander Ovechkin, 46
Points	Alexander Ovechkin, 92
Shots	Alexander Ovechkin, 392
GAA	Olaf Kolzig, 3.00
Wins	Olaf Kolzig, 22
Losses	Olaf Kolzig, 24
Shutouts	Olaf Kolzig, 1
Save %	Olaf Kolzig, .910
2006-07 Record	28-40-14, 70 pts. 5th/Southeast Division 14th/Eastern Conference

2007 PLAYOFFS

Did not qualify



GENERAL

FAN DEVELOPMENT

Since arriving in the Bay Area in 1990, the San Jose Sharks have taken a vested interest in their community. Their mission states: "The San Jose Sharks Fan Development Department is committed to providing high quality, Sharks-specific hockey experiences for all ages and abilities in an effort to cultivate nurture and create new hockey fans. Working in conjunction with SVS&E Business Operations and the Hockey Department, the programming platform will incorporate hands-on instruction, interactive experiences and leverage mascot, player, coaching and executive integration. Through our efforts, we will deliver a professional message in a fun and safe environment in order to positively impact the long-term, well-being of our franchise." Grass roots hockey programs, a mascot program, educational hockey classes and a kids club are only a few of the organization's innovations. Among its current programs are:

SAN JOSE SHARKS SUMMER HOCKEY SCHOOLS

Every year, the San Jose Sharks conduct the Sharks Summer Hockey Schools at Sharks Ice at San Jose. These camps include both a youth and an adult hockey series. An elite staff of professional instructors from the Sharks organization brings considerable expertise to hundreds of hockey players each summer. The 2007 Summer Hockey School staff was led by Roy Sommer, head coach of the Worcester Sharks, the Sharks top developmental affiliate in the American Hockey League. In addition to Sommer, camp instructors included Worcester Assistant Coach David Cuniff, Sharks Scout and Power Skating Coach Graeme Townshend and Jr. Sharks Director of Coaches and former Sharks Assistant Coach Derek Eisler. Sharks players such as defenseman Kyle McLaren, forward Patrick Rissmiller as well as Assistant Coaches Tim Hunter and Rob Zettler and S.J. Sharkie also appeared during the summer camp sessions. For more information, call 408-999-6767.

"SHARK FOR A DAY" FANTASY CAMP

We're all San Jose Sharks fans — passionately rooting for the boys in teal. But few of us ever get the opportunity to experience what it's like to be a member of the team. If you've ever dreamed of being a Sharks player or wondered how your game would stack up against NHLers, you have one chance. Once a year, the Sharks play hosts to the "Shark For a Day" fantasy camp, which gives fans the rare opportunity to share the ice with Sharks alumni.

From the moment you step into the building until you step off the ice, you'll get as close as you can get to being an NHL player without actually worrying about a Kyle McLaren hip check along the boards. Participants will skate with Sharks alumni in a regulation game, be given official team gear and much more!

Last year, Sharks alumni participants included Todd Harvey, Al Iafraite, David Maley, Bryan Marchment, Marty McSorley, Bernie Nicholls, Ron Stern and Gary Suter. A special guest participant was former NHL goaltender and current television analyst Darren Pang.

Net proceeds from this event benefit The Sharks Foundation. "Shark For a Day" is scheduled for the Spring of 2008. For more information, please contact Jeff Cafuir at jcafuir@svse.net or visit the "Community" section of www.sjsharks.com.



SCHOLARSHIP PROGRAM

BAY AREA ALL-STAR SCHOLARSHIP TEAM (B.A.A.S.T.)

The Bay Area All-Star Scholarship Team Program was formed in 1996 and is a partnership established between the San Jose Sharks, Golden State Warriors, Oakland Athletics, Oakland Raiders, San Francisco 49ers and San Francisco Giants. Each participating team has contributed to the scholarship program in a collective effort to assist Bay Area high school students in achieving the goal of higher education. This unique partnership is the first of its kind in professional sports.

Bay Area All-Star Scholarships are awarded annually to six college-bound seniors currently attending a Bay Area public high school. All public high schools within this area are provided with detailed information about the scholarship opportunity and are encouraged to nominate two male and two female students for this prestigious college award. Each recipient receives a \$3,000 scholarship. The students are also invited to attend a game at each team's home arena/stadium. The scholarship recipients, their guests and team representatives are provided game tickets, food and beverages and are recognized in a special ceremony during each game. For more information, contact Erin Buchanan at ebuchanan@svse.net.

FAN PROGRAMS

SAN JOSE SHARKS FINATICAL KIDS CLUB

The San Jose Sharks FINatical Kids Club (FKC), a club for Sharks fans 16-and-under, is back for its third year!

The FKC was established during the 2005-06 season and in its second year, SOLD OUT faster than anticipated with close to 750 members. This year, the FKC looks to expand its membership that has members from 18 different states and Canada.

For \$19.95, members receive an FKC hat, the 2007-08 Official Sharks Yearbook, mini-hockey stick, stick flag, stickers, birthday card, membership card, membership certificate and much more!

Sharks winger Jonathan Cheechoo and loveable mascot S.J. Sharkie will serve as FKC co-captains for the second

straight year. Throughout the season, Cheechoo will offer members exclusive information on the team and his season through the FKc website. S.J. Sharkie will also make appearances at various FKc events that include numerous skate sessions and viewing parties.

For more information regarding the most exciting kids club in the NHL, call the FINatical Kids Club Hotline at 408-999-5824, E-mail FINaticalKidsClub@sjsksharks.com or visit www.sjsksharkie.com

SONY PLAYSTATION FUTURE SHARKS

During the first intermission of selected Sharks home games during the 2007-08 season, local youth hockey teams will be given the chance to display their skills and talent in front of thousands of Sharks fans at HP Pavilion in San Jose.

For more than 10 years, thousands of youth hockey players have graced the ice at HP Pavilion and have had the rare opportunity to skate on the same surface as NHL players through Future Sharks. Participating clubs can dress 12 players and are given the option to play either a two-minute hockey game or a 5-on-5 "Shootout" during the intermission. For more information, please contact Erin Buchanan at ebuchanan@svse.net.



HP PAVILION AT SAN JOSE ENTERTAINMENT TOURS

Tours of HP Pavilion at San Jose include an insider's view of the visiting team's locker room, Penthouse and Club Levels and more. Tours are available for a minimal fee and are offered Monday through Friday during the year. For more information, or to schedule a tour, call 408-977-4730.

SHARKS & PARKS, AN NHL STREET PROGRAM

The Sharks Fan Development Department, in conjunction with NHL Street, is excited to announce another season of Sharks & Parks, a street hockey program designed to introduce hockey to youth in a fun and safe environment.

Started in 1991, Sharks & Parks has reached tens of thousands of kids by donating street hockey equipment and instructional material to schools and community centers throughout Northern California. The program was so successful that the NHL adopted it as a league-wide initiative the following year with 33 programs run by various NHL and American Hockey League (AHL) teams throughout the United States and Canada.

The Sharks & Parks season typically kicks off with a street hockey tournament held at HP Pavilion in the fall and continues throughout the year with various summits and hockey/skating clinics for participants and staff.

For more information about Sharks & Parks, please contact jcafuir@svse.net or visit the "Community" section on sjsksharks.com.



POSITIVE COACHING ALLIANCE (PCA)

PCA was established in 1998 at Stanford University. The organization's goal is to create a positive, character-building experience in which using sports to teach life lessons and honoring the game takes precedent over the "win-at-all-cost" mentality. A by-product of this goal is to transform youth sports so sports can transform youth. Executive Vice President and General Manager Doug Wilson is a member of their prestigious National Advisory Board. Other board members include Pro Football Hall of Famer and ex-49ers star Ronnie Lott, nine-time NBA Champion and Basketball Hall of Fame Coach Phil Jackson, former Shark and current Colorado Avalanche Assistant Coach Tony Granato and Kansas City Chiefs Head Coach Herman Edwards. Sharks Assistant Coaches Tim Hunter and Rob Zettler have become certified PCA trainers, making the pair the first current professional coaches to become certified to deliver workshops for PCA.

THE SHARKS FOUNDATION

The Sharks Foundation was created in 1994 in an effort to increase organizational impact on the community. Its mission would prove to be the framework from which it grew: "The Sharks Foundation is dedicated to meeting the social, cultural and educational needs of our community by offering unique resources and financial assistance to support organizations that enhance the lives of local youth." The Sharks Foundation evolved and quickly expanded beyond its original charter, and since its inception has donated nearly \$3.7 million to more than 80 local beneficiaries. In addition to its original grant program, The Sharks Foundation manages educational programs, plays host to major fundraisers, executes pledge programs and implements community outreach events. With the help of Sharks players, coaches and staff, The Sharks Foundation invests in the community with the hope of enhancing the lives of our youth.



**THE SHARKS
FOUNDATION**

GRANT PROGRAM

The Sharks Foundation provides financial assistance to 501(c)(3) organizations in Santa Clara County whose focus is geared towards youth programming and services. Through the grant program, beneficiaries are selected to receive grants ranging from \$2,500 to \$25,000. Last year, The Sharks Foundation issued grants to 19 beneficiaries that totaled more than \$317,500.

2006-07 BENEFICIARIES

Alum Rock Counseling Center Inc.
 Ballet San Jose
 Books Aloud
 Child Advocates of Silicon Valley
 CityTeam Ministries
 Emergency Housing Consortium
 Family & Children Services
 Family Supportive Housing, Inc.
 Greater San Jose After School All-Stars
 Junior Achievement of Silicon Valley and Monterey Bay
 Partners in School Innovation
 Sacred Heart Community Service
 Sacred Heart Nativity School
 San Jose Conservation Corps & Charter School
 Silicon Valley Habitat for Humanity
 Special Olympics Northern California, Inc.
 Teen & Family Counseling Center
 United Way Silicon Valley
 Youth Science Institute

HOW THE SHARKS FOUNDATION IMPACTS SILICON VALLEY

"The Sharks Foundation and the Good Tidings Foundation both set out 12 years ago to improve the lives of youth in the area. The Sharks Foundation has been the South Bay leader in this mission. Their players, coaches and staff are truly passionate about helping deserving youth. I am honored to call them a community partner." — *Larry Harper*
Founder, Good Tidings Foundation

"'Reading Is Cool' is a wonderful program that encourages children of all levels to read. It's great that the San Jose Sharks are so committed to encouraging students of our community to believe that learning to read really is in fact cool." — *Lynda Campbell*
Kindergarten teacher, Valle Vista School

FUNDRAISING PROGRAMS

APPLIED MATERIALS SHARKS FOUNDATION GOLF CLASSIC

The Applied Materials Sharks Foundation Golf Classic is The Sharks Foundation's largest fundraiser. The entire Sharks roster, along with coaches and broadcasters, are matched with participants for an exciting day of golf at San Jose's Cinnabar Hills Golf Club. The day includes lunch on the course, amazing participant gifts, hole-in-one contests, raffle prizes, one of a kind silent and live auction items, dinner in the clubhouse and an awards ceremony.

SILENT AUCTION SERIES

Fans are given the opportunity to purchase memorabilia and help a worthy cause when they participate in the Silent Auction held at every home game. Staffed by volunteers from UPS, the Silent Auction takes place at The Sharks Foundation booth located outside Section 124 and items can range from autographed puck packages to game used sticks.

PLEDGE PROGRAMS

G.O.A.L.S. (GRANTING YOUTH OPPORTUNITIES TO ADVANCE, LEARN AND SUCCEED)

Sharks corporate partners participating in the G.O.A.L.S. program have pledged \$20 to The Sharks Foundation for each Sharks goal scored during the upcoming season. In 2006-07, G.O.A.L.S. partners donated \$40,000 to The Sharks Foundation based on team performance.

SEAGATE TECHNOLOGY "SHARKS PLAYER OF THE MONTH" AND "SHARKS PLAYER OF THE YEAR"

The Seagate Technology "Sharks Player of the Month" program is entering its 11th year and honors the Sharks player who has contributed the most to the team's success that month. Seagate Technology donates \$2,500 to The Sharks Foundation on behalf of each "Sharks Player of the Month" and donates \$5,000 to The Sharks Foundation on behalf of the player honored as "Sharks Player of the Year." Seagate Technology has provided more than \$260,000 to The Sharks Foundation since the 1996-97 season.

"Seagate has made social responsibility one of the values that forms the foundation of our business and we take pride in the thousands of Seagate employees who convert our social responsibility beliefs into action," said Bill Watkins, CEO of Seagate Technology. "The more than 2,000 Bay Area employees of Seagate understand and appreciate the commitment of like-minded organizations such as The Sharks Foundation, whose programming platform touches lives throughout Santa Clara and Santa Cruz counties. As a long-time partner of the team, we are proud to continue our support as they continue to offer timely and meaningful solutions for those in need."



COMMUNITY OUTREACH EVENTS

ADOPT-A-FAMILY HOLIDAY PARTY

San Jose Sharks players, coaches and staff share the holiday season with local families as hosts of The Sharks Foundation's Adopt-A-Family Holiday Party. Festivities include an ice skating party at Sharks Ice at San Jose with arts and crafts, dinner donated by Outback Steakhouse, dessert and service donated by ARAMARK, photos with "S.J. Sharkie Claus" and more. Each child receives clothing and toys from their adoptive player, coach or staff member.

CHARITY DRIVES

The Sharks Foundation teams up with several groups throughout the year to play hosts to drives for items in need. In November, Sharks fans can help launch the Second Harvest Food Bank Holiday Food Drive by bringing canned food to games on Nov. 12 and 17. The U.S. Marine Corps Reserve's Toys For Tots Toy Drive will occur on Dec. 13 and 15. Fans are encouraged to bring a new and unwrapped toy to be given to a child in need. Finally, the Fremont Bank Reading Is Cool program will play hosts to Children's Book Drives on Jan. 17 and 19. All books will be donated to local elementary school libraries. All drives take place at the North and South Entrances of HP Pavilion at San Jose and monetary donations are also accepted.

UPS/SHARKS FOUNDATION 8TH GRADE LEADERSHIP AWARDS

Each spring the UPS/Sharks Foundation 8th Grade Leadership Awards recognize one student from each public school in Santa Clara and Santa Cruz counties for their outstanding leadership in the classroom and the community. During a ceremony and dinner held on the arena floor at HP Pavilion, each leader is presented with a personalized plaque, autographed puck from program spokesman Mike Grier and tickets to a future San Jose Sharks home game.

COMMUNITY OUTREACH PROGRAMS

FREMONT BANK READING IS COOL

Each year, The Sharks Foundation is proud to present Fremont Bank Reading Is Cool, a literacy program directed at all public K-6 grade classrooms in Santa Clara County, Newark, Fremont and Union City. During the 2007-08 season, Fremont Bank Reading Is Cool will reach approximately 15,000 kids in more than 700 classrooms. Fremont Bank Reading Is Cool features monthly incentive awards, private practice field trips to Sharks Ice at San Jose, a video featuring S.J. Sharkie and members of the Sharks team, Top Reader Night, in-game book drives and Celebrity Story Hours.

For more information on The Sharks Foundation and its events or programming, please contact Laura Johnston at ljohnston@svse.net or visit thesharksfoundation.org

S.J. SHARKIE

S.J. Sharkie enters his 17th season as the Sharks beloved mascot.

A consistent and familiar presence at every Sharks home game, Sharkie has the enviable task of entertaining a sold out crowd at "The Tank" night in and night out, performing a variety of exciting death-defying and unique stunts and acts. Sharkie's nightly performances range from rappelling from HP Pavilion at San Jose's rafters to speeding across the ice on his four-wheel all-terrain vehicle.

Since his NHL debut in January 1992, Sharkie has become one of the most recognized mascots in the universe. He's a highly respected figure both inside and outside of HP Pavilion and throughout the hockey community.

In addition to Sharks home games, this lovable mascot makes more than 400 outside appearances each year (480-plus during 2006-07) and makes a splash at any event, ranging from birthday parties to flower deliveries. He has even escorted a high school student to her senior prom and acted as the ring bearer at a wedding ceremony. Aptly coined as "The Hardest Working Fish in Sports," Sharkie has been selected to the NHL All-Star Game an amazing 11 times and assisted in dropping the ceremonial first puck at the 1997 All-Star Game in San Jose.

Besides his countless appearances, Sharkie is involved with numerous charities. Sharkie also spends countless hours on behalf of The Sharks Foundation by lending a "fin" to their school programs, fund raisers, meetings and projects throughout the year.

Sharkie's popularity has "spawned" his very own merchandise line and web site (sjsharkie.com), the first ever devoted solely to a professional mascot.

When not performing in front of sold out crowds or charity events, Sharkie enjoys watching his favorite films including "Finding Nemo," "Slap Shot" and the entire "Jaws" series. Sharkie also enjoys listening to his favorite songs, which include "Fins" and "Bad to the (Fish) Bone."

For more information, appearance descriptions and in-game events, please visit sjsharkie.com



HP PAVILION AT SAN JOSE



AT SAN JOSE

A New Look For Northern California's Top Entertainment Venue

HP Pavilion at San Jose has been recognized as the biggest success story in the revitalization of downtown San Jose. For more than a decade, the facility with its distinctive 10-story glass pyramid entry and unique stainless steel façade has been the place-to-be-and-be-seen in the Bay Area.

Located in the heart of Silicon Valley, HP Pavilion is an exemplification of the architectural excellence and technological innovation that defines the area.

That statement carries more weight today, especially after the completion of a \$16.5 million renovation over the past summer. The costs were shared by the City of San Jose and HP Pavilion.

Patrons entering HP Pavilion will now enjoy the latest in audio and video technology to enhance their viewing experience. Most noticeable to the eyes is the high resolution LED center hung scoreboard — one of the largest in North America. The middle of the arena bowl features a full-color moving LED fascia display (also known as a ribbon board).

For the ears, there's a new state-of-the-art digital sound system and acoustical improvements. Finally, there were some minor changes to allow for interfacing with high definition telecasts originating from HP Pavilion and an increased rigging capacity for concerts and shows.

Besides the San Jose Sharks, champion teams (such as the three-time Arena Bowl Champion San Jose SaberCats of the Arena Football League and the 1995 Roller Hockey International Champion San Jose Rhinos) and championship events (three NCAA Men's Basketball Western Regional Finals, 2003-07 Pac-10 Women's Basketball Tournament, 1999 NCAA Women's Basketball Final Four and the 2007 Visa Gymnastics Championships) have taken place at HP Pavilion.


In addition, headliners such as Bruce Springsteen, The Rolling Stones, Barbra Streisand, The Three Tenors and Paul McCartney have performed before capacity crowds.

HP Pavilion at San Jose continues to set the standard for sports and entertainment venues worldwide. *Pollstar Magazine* ranked HP Pavilion as the No. 3 venue in the United States and seventh in the world in terms of non-sports tickets sold during the 2005 calendar year.

"HP Pavilion is San Jose's premiere sports and entertainment venue, drawing hundreds of first class events to San Jose every year," San Jose Mayor Chuck Reed said at the press conference announcing the improvements. "It's an economic engine that brings hundreds of thousands of people to downtown San Jose every year. We want to ensure that it continues to thrive in that role for the foreseeable future."

"The staff at HP Pavilion at San Jose takes great pride not only in providing world-class entertainment to our fan base, but also in maintaining a state-of-the-art venue that the people of San Jose can take pride in," Silicon Valley Sports and Entertainment President and Chief Executive Officer Greg Jamison said. "The enhancements will not only improve the quality of the fan experience, but it will also get the building to the standards that have become customary in entertainment facilities today."

INSIDE THE IMPROVEMENTS



CENTER HUNG SCOREBOARD

- the new high resolution display is 18-by-24 feet and provides a 16x9 video image ratio used in High Definition television displays. The old analog video display was 9-by-12 feet
- HP Pavilion at San Jose is now one of 22 National Hockey League playing venues that have HD LED scoreboards



LED FASCIA DISPLAY

- this full-color, moving LED display (also known as a ribbon board) provides a very dramatic visual experience for guests
- the display allows HP Pavilion to provide flexible programming for events such as the NCAA Championships that require specific guidelines

SEATING AREA SOUND SYSTEM

- the new sound system uses state-of-the-art digital equipment and incorporates outward facing speaker clusters as opposed to distributed speaker placement
- guests will notice a clearer, more audible sound quality as sound will be generated from the center of HP Pavilion, as opposed to all around the building

RIGGING CAPACITY UPGRADE

- the capacity was increased from 75,000 pounds to 150-200,000 pounds
- concerts and in-arena events now utilize standard loads of 60-80,000 pounds and larger shows run 125-150,000 pounds. When HP Pavilion opened in 1993, a standard show load was 40,000 pounds and large shows had an average load of 60-80,000 pounds

HD VIDEO EQUIPMENT UPGRADE

- more sporting events are now being televised in HD, as opposed to Analog
- the upgrade insures reliability and interfacing with the new center hung scoreboard, LED systems, TV trucks and the new HP HD televisions within HP Pavilion.

HP PAVILION AT SAN JOSE FACTS AND FIGURES

SITE AND BUILDING INFORMATION

Site Location: Downtown San Jose, near West Santa Clara Street and Guadalupe Parkway (Highway 87)

Site Area: Approximately 17 acres

Building Dimensions: Length — 425 feet-by-425 feet; Height — 117 feet

Internal Space: 450,000 square feet

Exterior: Concrete; space frame steel truss; ribbed stainless steel siding; 10-story glass pyramid entry

Seating Capacity: 20,000 maximum; Basketball — 18,543; Multi-purpose — 16-20,000; Hockey — 17,496

Parking: Approximately 1,800 spaces on site; up to 8,000 spaces within a 5-10 minute walk

Executive Suites: 65 (Concourse 21, Penthouse 44)

Penthouse Terrace Group Entertainment Areas: 3

Cost: \$162.5 million (\$132.5 million funded by City of San Jose; \$30 million funded by San Jose Arena Management)

PROJECT

Developer: Redevelopment Agency of San Jose

Owner: City of San Jose

Builder: Perini Building Company, Western Division

Construction Manager: HuntCor Inc.

Architect: Sink Combs Dethlefs

Arena Operator: San Jose Arena Management

MISCELLANEOUS

Original Name: San Jose Arena

Re-named Compaq Center at San Jose, March 27, 2001

Re-named HP Pavilion at San Jose, Nov. 30, 2002

Primary Tenant: San Jose Sharks

Groundbreaking: June 26, 1990

First Event: Ringling Brothers and Barnum & Bailey Circus, Sept. 8, 1993

First Hockey Game: San Jose Sharks vs. New York Islanders preseason game, Sept. 30, 1993

Days To Build: 540 days



SHARKS TICKET INFORMATION

GOT TICKETS ?

SECTIONS/PRICES:

Upper Reserved	\$19/32/39/47
Upper Rim (First Row)	\$73
Lower Reserved	\$68
Premium Lower	\$81
Premium Glass	\$105
End/Corner Club Seats	\$101
Sideline Club Seats	\$111
VIP Glass	\$150

PURCHASING TICKETS

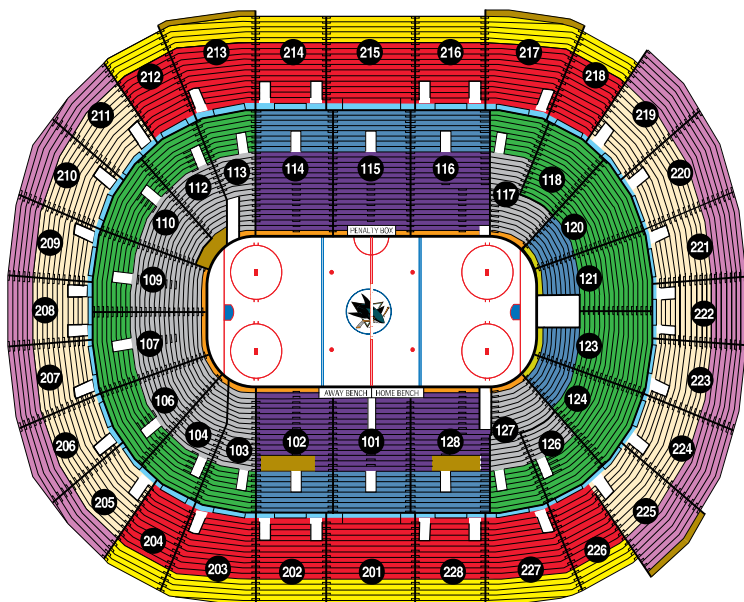
HP Pavilion at San Jose — The Pavilion Ticket Office is open:

- Monday through Friday, 9:30 a.m. to 5:30 p.m.
- Closed Saturday, Sunday and Holidays
- Open for all HP Pavilion at San Jose events two hours before scheduled time

Tickets to all HP Pavilion at San Jose events are available at the HP Pavilion Ticket Office, Ticketmaster Ticket Centers located in select Warehouse Music, Tower Records and Ritmo Latino stores throughout the Bay Area, online at Ticketmaster.com or charge by phone at 408-998-TIXS, 415-421-TIXS or 510-625-TIXS.

Group Ticket Information: 408-999-5757
Season Ticket and Partial Season Information: 408-999-5757

Day of Game Ticket Sales: For most Sharks home games, a limited number of unused tickets held for League and team purposes will become available for sale to the public. These tickets will be sold on the day of the game at the HP Pavilion Ticket Office and through all Ticketmaster locations. Tickets typically go on sale at noon for evening games and 10 a.m. for afternoon games.



RADIO/TV INFORMATION

"The Voices Of Winter"

TELEVISION BROADCASTS

The award winning combination of Randy Hahn and Drew Remenda re-unite to form the Sharks television team. The pair were honored by winning the Northern California Emmy Award in the "On Camera Talent" category in 2002, 2004 and 2006.

The veteran Hahn will call the action for 70 Sharks games on FSN Bay Area. Hahn, now in his 15th season as the Sharks full-time television play-by-play man, has been with the organization since their inaugural season. The versatile Hahn has more than 20 years of broadcast experience. He has done play-by-play on television and radio, anchored radio sports shows and served as studio host for various local, regional and national telecasts. Outside of hockey, Hahn has been a prominent broadcaster for many world-renowned events such as soccer's World Cup, the Goodwill Games and the San Francisco Marathon.

Remenda spent the 2006-07 season providing color analysis for CBC's "Hockey Night in Canada." Before going North of the Border, he spent six seasons partnering with Hahn on FSN Bay Area's coverage of Sharks Hockey. In addition to his six seasons of color analysis, his 12 years of service to the organization included runs as assistant coach for both the Sharks (1991-95) and their top development affiliate (Kansas City, 1995-96).

Joining Hahn and Remenda for home telecasts is intermission host John Shrader. Equipped with nearly 30 years of broadcast experience, Shrader will provide in-depth game coverage and interesting off-ice features as well as taking fans on the bench and in the locker room with an "All-Access" look at the team for the second consecutive season.

Once again this season, Sharks telecasts will be under expert guidance of producer Frank Albin. In addition to the Sharks, Albin has produced and directed broadcasts for the Detroit Red Wings and Major League Baseball's Detroit Tigers.

FSN BAY AREA

In July 1999, the San Jose Sharks and FSN Bay Area announced a long-term agreement making FSN Bay Area the exclusive television provider of Sharks games.

FSN Bay Area is carried as an expanded basic service on most Northern California and Northern Nevada cable systems and is available to more than three million viewers. In addition to the Bay Area coverage, Sharks games are also available to fans in Sacramento, Fresno, Stockton, Modesto, Western Nevada, the Lake Tahoe region, Monterey, Redding, Mendocino and to satellite viewers across North America.

In 2007-08, FSN Bay Area will telecast 70 games.

FSN Bay Area and the Sharks will continue with technical enhancements to game coverage while broadcasting 30 games in High Definition. FSN Bay Area also works closely with the Sharks to produce the feature-oriented half-hour magazine-style "Shark Byte" program.



RADIO BROADCASTS

SHARKS RADIO NETWORK

For the 17th consecutive season, the Sharks are broadcasting their entire 82-game regular season schedule and all playoff contests on the multi-station Sharks Radio Network, which reaches much of Northern California and parts of Nevada. The Network's flagship station, 98.5 K-FOX (KUFY-FM), continues its multi-year deal with the Sharks to bring all regular season and playoff games in their entirety to its avid listeners for the seventh consecutive year.



Along with the regular season and playoff schedule, the San Jose-based radio station, also known as “98.5 K-FOX, the Classic Rock Experience,” will air live coverage of two preseason games. Coverage begins with the popular 30-minute pregame show, “Sharks Warm-Up,” which airs on 98.5 K-FOX in all regular season games except when a game originating outside the Pacific Time Zone occurs on a weekday. In these limited instances, the program will still be available on most Sharks Radio Network affiliates and on the Internet. During the playoffs, “Sharks Warm-Up” will air on 98.5 K-FOX in all instances.

Dan Rusanowsky returns for his 17th consecutive season of broadcasting Sharks games on the radio. Entering this season, Rusanowsky has witnessed and broadcast 1,171 regular season Sharks games and every playoff contest (106) in the team’s history, including a consecutive game streak of 774 contests (725 regular season and 49 playoff games) that was snapped on Nov. 25, 2000 due to a serious automobile accident. The affable Rusanowsky, who’s one of the club’s most recognizable figures both on-and-off the ice, called his 1,000th NHL regular season broadcast on March 21, 2004 vs. Edmonton.

For the third consecutive season, former Sharks center Jamie Baker will provide color commentary alongside Rusanowsky. A 10-year NHL veteran, Baker spent four seasons with Team Teal. In addition to his time in the radio booth, Baker is the director of girls hockey for the San Jose Jr. Sharks youth hockey program.

SHARKS RADIO NETWORK

STATION	CITY
98.5 K-FOX (KUFX-FM)	San Jose/San Francisco/Oakland (flagship station)
KESP-AM 970	Modesto
KATA-AM 1340	Eureka-Arcata
KAHI-AM 950	Auburn
KXBX-AM 1270	Lakeport
KBKY-FM 94.1	Merced
KFIG-AM 1430	Fresno
KPFT 790 AM	Clovis
KRKC-AM 1490	King City
KVON-AM 1440	Napa
KOMY-AM 1340	Monterey/Salinas/Santa Cruz
sjsharks.com	Official Internet site of the San Jose Sharks
XM Satellite Radio	Official Satellite Provider of the NHL



Frank Albin

Director of Broadcasting

Frank Albin is entering his 11th season as Sharks director of broadcasting. Albin serves as producer and director for most of the Sharks 70-game television package on FSN Bay Area. Known around the National Hockey League for his hockey-first approach, his productions have been well received by Bay Area and satellite viewers.

In addition, Albin serves as the broadcast liaison between the Sharks, FSN Bay Area, visiting broadcasters and the NHL.

A 20-plus year veteran of sports broadcasting, Albin spent nine years at PASS Sports in Detroit, where he worked on a wide variety of sports programming. From 1988-94, he produced and directed Detroit Red Wings telecasts, as well as the syndicated “Central Collegiate Hockey Association (CCHA) Game of the Week.”

From 1995 until joining the Sharks in 1997, Albin spent three seasons with Major League Baseball’s Detroit Tigers producing and directing broadcasts for their state-wide television network.

A graduate of Michigan State University and a native of Detroit, Albin has won regional Emmy Awards for directing and feature producing.



Randy Hahn

Television Play-By-Play Broadcaster

Experienced broadcaster Randy Hahn provides Bay Area hockey fans with all the play-by-play action for Sharks games on FSN Bay Area. Hahn, who enters his 15th full season with the club, served in the same capacity on selected telecasts during San Jose's first two seasons (1991-93).

In 2005-06, Hahn captured his third Northern California Emmy Award in the "On Camera Talent-Play by Play" category. He also earned the award in 1999 and 2002.

Hahn has more than 30 years of sports broadcast experience, including a unique first assignment when he was just 16 years old — calling the "paw-by-paw" action of a dog sled race in the Yukon Territory in 1974. He continues to be a versatile broadcaster, having done play-by-play on television and radio, anchoring radio sports shows and serving as television studio host for various sports programs. In fact, Hahn became the interim co-host of San Francisco CBS5's "Evening Magazine" in February 2005, working alongside popular Bay Area personality Malou Nubla.

A native of Edmonton, Alberta, Hahn's other hockey broadcast experience came as studio host of Los Angeles Kings games on the Prime Ticket cable network before joining the Sharks. Early in his career, he was on the radio broadcast team of both the Vancouver Canucks and Edmonton Oilers, in addition to performing various broadcast roles in those cities.

Hahn is also an experienced soccer announcer. He called matches on ABC and ESPN during the 1994 World Cup. From 1982-92, he was the play-by-play voice of the North American and Major Indoor Soccer League's San Diego Sockers. Hahn also announced the 1990 World Cup and has called the action for USA National Team soccer games on SportsChannel and for Major League Soccer's Kansas City Wizards.

From 1991-94, Hahn was a studio anchor for SportsChannel Chicago's nightly highlight show and worked on broadcasts for collegiate basketball, baseball, volleyball and gymnastics. Hahn has been a play-by-play broadcaster for Arena Football League games on FSN.

In 1990, Hahn lived in San Jose and was instrumental in helping bring the National Hockey League to this area, serving as vice president of Pro Hockey San Jose — a grassroots, non-profit corporation formed for the purpose of attracting an NHL franchise to the new multi-purpose venue being built downtown.

Hahn's wife, Roberta Gonzales, CBS5's evening news weathercaster, is an Emmy Award winner herself and was recently awarded the Associated Press Television-Radio Award for "Best Weather Segment" for the second consecutive year. She's a former weathercaster at KNTV in San Jose and was honored as 1990 Woman of the Year in the field of communications by the *San Jose Mercury News* for her contributions to the South Bay.



Drew Remenda

Television Color Analyst

Drew Remenda returns to the organization this season as the team's television color analyst, re-joining Television Play-by-Play Broadcaster and co-Emmy Award winner Randy Hahn for Sharks telecasts on FSN Bay Area.

Remenda will also return as host of FSN's "SharkByte," the popular magazine-style show dedicated to Sharks hockey on- and off-the-ice.

Remenda spent the 2006-07 season as an analyst for the Canadian Broadcast Company's (CBC) celebrated "Hockey Night in Canada" program, which followed six seasons on FSN Bay Area as the Sharks television color analyst, where he won three Bay Area Emmy Awards (1999, 2001 and 2006). Preceding his work on FSN, Remenda spent three seasons working

with Dan Rusanowsky as radio color commentator on 98.5 KFOX and the Sharks Radio Network.

Drawing upon his extensive network of hockey contacts and his background as an assistant coach, Remenda skillfully provides in-game analysis, insightful information and anecdotes.

The Saskatoon, Saskatchewan native also serves as the host of "The Drew Remenda Sports Show," a staple on 650 CKOM Radio in Saskatoon and on 980 CJME in Regina.

A Sharks assistant coach from 1991-95, Remenda also served as associate coach for the Kansas City Blades of the International Hockey League, then the Sharks top developmental affiliate in 1995-96. Before joining the Sharks organization, he served as the video coordinator for Hockey Canada, where he provided support for Canada's National Team and the Canadian Amateur Hockey Association. Remenda's vast hockey background also includes a stint as assistant coach at the University of Calgary from 1988-90 and coaching at the amateur level since 1983.



John Shrader

Television Intermission Host

For the second consecutive season, long-time Bay Area sports broadcaster John Shrader will join Television Play-by-Play Announcer Randy Hahn and Color Analyst Drew Remenda on FSN Bay Area as the intermission host and rinkside reporter.

Shrader, who has nearly three decades of broadcast experience, will provide in-depth game coverage and interesting off-ice features as well as taking fans on the bench and in the locker room with an "All-Access" look at the team.

For more than 15 years, Shrader was a sports anchor/sports reporter/talk show host for KNBR in San Francisco, the nation's No. 1 all-sports radio station. He was a television sports anchor in San Jose for 10 years, first at KNTV and then at KICU.

Shrader's experience isn't limited to sports anchoring/reporting. For 10 years, he was the radio and television voice of the two-time Major League Soccer Champion San Jose Earthquakes. He's also been the radio voice of San Jose State University football and basketball, the Silicon Valley Classic college football bowl game and the annual East-West Shrine Game.

Shrader teaches journalism and media at San Jose City College and can be heard doing sports reports on KCBS AM 740. He has a bachelor's degree in Journalism from the University of Nebraska-Lincoln. Shrader worked in radio and television for three years in the Nebraska towns of Kearney and Hastings before moving to the Bay Area in 1980.



Dan Rusanowsky

Radio Play-By-Play Broadcaster

Long-time Radio Play-by-Play Broadcaster Dan Rusanowsky returns for his 17th consecutive season as the "Voice of the Sharks" on 98.5 KFOX (KUFX-FM) and the Sharks Radio Network.

A 28-year veteran of hockey broadcasting at all levels, Rusanowsky is responsible for producing all radio broadcasts, directs and administers the multi-station Sharks Radio Network (which provides coverage of all games for hockey fans in Northern California and parts of Nevada and Oregon) and oversees the relationship with flagship station 98.5 KFOX.

An active, year-round member of the Bay Area broadcasting community, Rusanowsky is one of a select few play-by-play announcers who have been tapped by NHL Radio to announce the "Game of the Week" on the Westwood One Radio Network.

Rusanowsky has provided the play-by-play call on several Major League Soccer radio broadcasts. He has served as a guest host on KNBR 680 and 1050 AM, as well as the nationally syndicated "Sports Byline USA/Sports Overnight America" programs.

A Milford, Conn. native, Rusanowsky's resume also includes television play-by-play work. A motor racing enthusiast, he has been the in-venue host for each of the three San Jose Grand Prix Champ Car events.

Rusanowsky was injured in a serious automobile accident on Nov. 25, 2000, ending a continuous broadcast streak of Sharks regular season and playoff games at 774. (He has been behind the microphone for all 106 playoff games in Sharks history.) Rusanowsky called his historic 1,000th Sharks regular season game on March 21, 2004 vs. Edmonton.

Along with his broadcasting duties, Dan works with many community organizations and is an active member of the NHL Broadcaster's Association.

Before arriving in the Bay Area, Rusanowsky was the radio voice for the American Hockey League's New Haven Nighthawks (1986-91) and St. Lawrence University's NCAA Division I hockey program from 1979-86. He received a bachelor's degree at St. Lawrence and subsequently earned his M.B.A. at Clarkson University.



Jamie Baker

Radio Color Analyst

Former Shark Jamie Baker returns to the airwaves for his third season of providing color analysis for Team Teal. Baker accentuates Dan Rusanowsky's radio broadcasts in explaining the finer details of the game.

Following an outstanding college career at St. Lawrence University, Baker went on to play in parts of 10 National Hockey League seasons, including four with the Sharks. In 404 career games, he tallied 71 goals and 79 assists for 150 points. Baker also appeared in 25 Stanley Cup Playoff games. Known for his speed, grit and tenacity as a player, Baker was always at his best when the game was on the line.

Baker's high-energy personality, enthusiasm and excellent knowledge of the NHL have greatly enhanced Sharks radio broadcasts and his dedication to grassroots marketing have helped expand the ever-growing youth hockey population in the Bay Area. During his time away from the microphone, Baker is the director of hockey for the San Jose Jr. Sharks girls youth hockey program.

MEDIA INFORMATION

ACCESS: The San Jose Sharks organization and Media Relations Department strive to make its players, coaches, management and other personnel available in a timely and responsible fashion to all accredited members of the media.

CREDENTIALS: Press seating for Sharks home games at HP Pavilion at San Jose is available to accredited media in the press box located on the north side of the building's upper level. Single-game credentials must be requested no later than 5 p.m. the day before a game played Tuesday through Saturday and by 5 p.m. Friday for a Sunday or Monday game. Requests should be made in writing to Scott Emmert, Director of Media Relations, San Jose Sharks, 525 W. Santa Clara St., San Jose, Calif. 95113; facsimile requests at 408-999-5822 or E-mail requests at "semmert@svse.net" will also be accepted. Credentials are good for admittance to the press room (building's first level) and to both teams' postgame locker rooms. The elevator to the press room and press box is located on the north side of the building's concourse near Media Entrance "A."

All international credential requests must go through NHL Public Relations AT LEAST 24 hours prior to the requested game.

Due to limited press box seating, those requesting single-game credentials will be seated on an as-available basis, with preference given to the following: local daily newspapers and wire services, television stations with sportscasts, radio stations which use actualities, visiting media, national media. Next preference goes to other Bay Area media including weekly newspapers, general topic magazines and television shows and any other media, including Internet sites, which have a specific assignment to cover a Sharks game. Single-game credentials must be picked up at Media Entrance "A," located on the northwest side of the building off of parking lot A. Those persons holding full-season Sharks or NHL Team Management credentials MUST enter through Media Entrance "A."

MEDIA MEMBERS HOLDING SEASON PASSES SHOULD NOTIFY THE MEDIA RELATIONS DEPARTMENT IF PLANNING TO COVER A GAME IN ORDER TO RESERVE SEATING. A MEDIA CREDENTIAL CANNOT BE USED TO SIT IN SPECTATOR SEATING AREAS.

DAY-OF-GAME INTERVIEWS: After the completion of the morning skate, typically beginning at 10:15 a.m. (for a 7:30 p.m. start), is the best time to interview players and coaches on a game day. "Pre-tape" television or radio requests to interview a player upon his arrival to the building for the game must be made no later than the conclusion of the team's morning practice and cannot be guaranteed. If the team is not practicing, the request must be made to the Sharks, or visiting team public relations department, no later than 10 a.m. on the day of the game. The Sharks Media Relations Department cannot guarantee access to players or coaches if practice is not scheduled.

DAY-OF-GAME PRACTICES: On home game days when the Sharks choose to practice, they will typically take the ice at approximately 10:15 a.m. at HP Pavilion at San Jose. Media members should plan on arriving by 10:15 a.m. for game-day practices to ensure the availability of the requested players. The visiting team's practice usually follows the Sharks, beginning normally at 11:30 a.m. **TIMES AND LOCATIONS FOR BOTH THE HOME AND VISITING TEAMS ARE SUBJECT TO CHANGE.** Contact the Sharks Media Relations Department if there is a question regarding either team's practice schedule.

PREGAME MEDIA ACCESS: Sharks players and coaches are available to credentialed members of the media for a 30-minute window, which begins two hours prior to game time. For example, pregame media access for a 7:30 p.m. home game lasts from 5:30 p.m. until 6 p.m. Media members who wish to utilize this media access window are strongly encouraged to contact the Sharks Media Relations Department in advance with their interview requests.

LOCKER ROOMS: The home and visiting team locker rooms will re-open within five (5) minutes after the game. The officials' locker room is off-limits to the media. Should a comment or interpretation from the game's referee or NHL supervisor be needed, contact a member of the Sharks Media Relations Department and a pool reporter may be assigned.

PHOTOGRAPHERS: Only those photographers on assignment will be allowed access to designated photography locations at rink level and in overhead positions. Photo holes are accessible to local dailies, wire service photographers and local TV crews (for non-televized games). Two ice-level photography positions are reserved for Sharks team photographers. Additional photography positions are determined on a first-come, first-served basis; however, in cases of increased photographer (i.e. playoffs) attendance, positions will be assigned by the Sharks Media Relations Department. In all cases, photographers should check in with a media relations representative in the press room before game time. Because of very limited photography locations and NHL Images regulations, it is not possible to accommodate freelance photographers.

PRESS ROOM: Media possessing full-season credentials or those granted single-game credentials are invited to have a meal, for a nominal fee, before each game in the press room, located on the lower level (building's north side). The room opens two-and-one-half (2:30) hours before game time. Dining room usage is limited to those presenting valid Sharks or NHL Team Management passes. It is impossible to accommodate family members, friends, guests or others. Any abuse of dining room privileges may cause forfeiture of a media pass. Limited refreshments are also available during intermissions as well as in the press box during games.

SERVICES: Game notes, lineups, press releases, complete statistics and other pertinent information will be furnished by the Sharks Media Relations Department. There are sufficient electrical outlets and telephones available in the press box and media work room (adjacent to the Press Room). Preference for phone use will be given to writers and broadcasters filing stories on deadline. The Sharks also provide complimentary facsimile services for working media, if necessary. The press room and press box are equipped with WI-FI wireless Internet service, as well as high-speed DSL hardlines.

TELEVISION COVERAGE: All television stations are prohibited by the National Hockey League from shooting and distributing game footage of any contest that is being broadcast from HP Pavilion at San Jose by either the San Jose Sharks, the visiting team or network television. Requests for special features and the like should be directed to the Sharks Media Relations Department.

2007-08



ESTABLISHED 2006



2007-08 SCHEDULE

WORCESTER
SHARKS

OCTOBER						
S	M	T	W	T	F	S
	1	2	3	4	5	6 SPR 7:00PM
7	8	9	10	11	12	13 POR 7:05PM
14	15	16	17	18	19	20 LOW 7:05PM
21 PRO 4:05PM	22	23	24	25	26	27 HAR 7:05PM
28	29	30	31			

FEBRUARY						
S	M	T	W	T	F	S
					1 PHI 7:05PM	2 MAN 7:05PM
3 PRO 2:05PM	4	5	6 LOW 7:05PM	7	8	9
10 HER 5:00PM	11	12	13 BRP 7:30PM	14	15 NOR 7:15PM	16 NOR 7:15PM
17	18	19	20	21	22 LOW 7:05PM	23 POR 7:05PM
24 SPR 8:05PM	25	26	27 SPR 7:05PM	28	29 MAN 7:05PM	

NOVEMBER						
S	M	T	W	T	F	S
				1	2 HAR 7:00PM	3 PHI 7:05PM
4	5	6	7 BRP 11:00AM	8	9 SAN 8:30PM	10 HOU 8:35PM
11	12 SPR 1:05PM	13	14	15	16 PRO 7:05PM	17 POR 7:05PM
18	19	20	21 WBS 7:05PM	22	23 MAN 7:05PM	24 PRO 7:05PM
25	26	27	28	29	30 HAR 7:05PM	

MARCH						
S	M	T	W	T	F	S
						1 ALB 7:00PM
2 NOR 4:05PM	3	4	5 NOR 7:05PM	6	7 ALB 7:05PM	8 LOW 7:05PM
9 PRO 4:05PM	10	11	12 SAN 7:05PM	13	14 LOW 7:05PM	15 SPR 7:00PM
16 HAR 4:05PM	17	18	19 BRP 7:05PM	20	21 BRP 7:05PM	22 ALB 7:05PM
23 PRO 5:00PM	24	25	26	27	28 HAR 7:00PM	29 LOW 7:05PM

DECEMBER						
S	M	T	W	T	F	S
						1 POR 7:05PM
2	3	4	5	6	7 MAN 7:05PM	8 HAR 7:05PM
9	10	11	12	13	14 WBS 7:05PM	15 HOU 7:05PM
16 MAN 4:05PM	17	18	19 LOW 7:05PM	20	21 POR 7:05PM	22 POR 7:05PM
23 LOW 4:05PM	24 MAN 8:00PM	25	26	27 LOW 7:05PM	28	29 MAN 7:05PM

APRIL						
S	M	T	W	T	F	S
			1	2 SPR 7:00PM	3	4 POR 7:05PM
5 MAN 7:05PM	6 SPR 4:05PM	7	8	9 PRO 7:05PM	10	11 POR 7:05PM
12 LOW 7:05PM	13 SPR 4:05PM	14	15	16	17	18

■ HOME
□ AWAY

SHARKSAHL.COM • 508.929.0500

JANUARY						
S	M	T	W	T	F	S
		1	2 HER 7:05PM	3	4 MAN 7:05PM	5 PRO 7:05PM
6	7	8	9	10	11 PRO 7:05PM	12 ALB 7:00PM
13	14	15	16 HAR 7:00PM	17	18 POR 7:05PM	19 PRO 7:05PM
20	21 SPR 7:00PM	22	23 MAN 7:05PM	24	25 HAR 7:00PM	26 SPR 7:00PM
27	28	29	30	31		

* 2008 ALL STAR BREAK *

LEGEND

- ALB: Albany
- BNG: Binghamton
- BRP: Bridgeport
- HAR: Hartford
- HER: Hershey
- HOU: Houston
- LOW: Lowell
- MAN: Manchester
- NOR: Norfolk
- PHI: Philadelphia
- POR: Portland
- PRO: Providence
- SAN: San Antonio
- SPR: Springfield
- WBS: Wilkes-Barre Scranton

BROADCAST INFORMATION

All 80 games on WTAG 580AM.



All games webcast at sharksahl.com.



DCU Center

50 Foster Street

Worcester, Mass. 01608

508-929-0500

508-929-0517 (fax)

sharksahl.com

President & CEO	Michael T. Lehr
Chief Operating Officer	David Daniels
Vice President & Assistant General Manager	Michael Mudd
Chairwoman, Sharks Charities.	Mary DeFeudis
Director of Marketing	Suzanne Schwartz
Manager of Ticket Sales.	Zack Hoover
Youth Hockey & Community Relations Manager	Michael Myers
Marketing Manager.	Abigail Thelin
Manager, Corporate Sales/Broadcasting	Eric Lindquist
Office Manager.	Cristin Houlihan
Public Relations Coordinator	Jeremy Lemoine
Senior Account Executive	Ryan Clark
Account Executive & Ticket Sales Analyst.	Tim Wegner
Account Executives	Katie Kohutanycz, Lindsey Marranta, Marina Riva
Head Coach.	Roy Sommer
Assistant Coach	David Cunniff
Head Athletic Trainer	Matt White
Head Equipment Manager	Vinny Ferriauolo
Assistant Equipment Manager.	Kevin Sychowski



Michael T. Lehr

President and Chief Executive Officer — Worcester Sharks and Sharks Minor Holdings, LLC

Michael T. Lehr is the president, chief executive officer and alternate governor of Sharks Minor Holdings, LLC and the Worcester Sharks. Lehr's experience and expertise are used to direct the day-to-day business operations of the Sharks minor league operations, while serving as the direct liaison to the Silicon Valley Sports & Entertainment ownership group. He's the day-to-day representative on the American Hockey League Board of Governors.

Through his due diligence and intuition, the Worcester Sharks were originated on Jan. 9, 2006. Aware of the potential of the Worcester market and the city's passion for hockey, he formed a mutually beneficial partnership with the DCU Center and city leaders to return AHL hockey to the city. Lehr focused on creating a strong partnership between the team, city and DCU Center, which he felt would be critical to the overall success of the Worcester Sharks. His close working relationship with AHL President David Andrews and the AHL Board of Governors led to the unanimous approval of the franchise for the 2006-07 season.

Lehr's focus with the Worcester Sharks encompasses three primary objectives: 1) to help the Sharks develop their young prospects to play in the National Hockey League, while challenging for the Calder Cup on an annual basis; 2) make the Worcester Sharks a successful member of the business community as a stand-alone business; and 3) integrate the Sharks into the fabric of the Worcester community.

Before joining Sharks Minor Holdings, Lehr successfully worked in Major League Baseball and for several regional sports networks. He served as the regional director of programming and network operations for SportsChannel Ohio in Cleveland and Cincinnati from 1991-93. Under his direction, SportsChannel captured its first local Emmy Award for "Outstanding Sports Coverage" of Indians Baseball. He also spent time in management roles with Prime Cable of Chicago and Westinghouse Broadcasting, Inc.

In 1993, Lehr became director of broadcasting for the Cleveland Indians. During his tenure with the Indians, he oversaw the creation of the Indians Radio Network, negotiated broadcasting contracts and successfully engineered the formation of ballpark entertainment at Jacobs Field.

In 1996, he joined the Baltimore Orioles as vice president of marketing and broadcasting. While with the Orioles, Lehr was responsible for overseeing many facets of the organization — including marketing, broadcasting, advertising, corporate partnerships, luxury suite sales, retail operations, on-line ventures, ballpark entertainment, publishing, fantasy camps, spring training operations, promotions and ticket sales. Under his leadership, the Orioles more than doubled their corporate sponsorship and broadcasting revenues while setting a franchise high in ticket sales. He was a member of both the marketing and advertising committees for Major League Baseball.

Immediately before joining Sharks Minor Holdings, he served as managing partner and co-founder of Power Plant Studios, a full-service marketing, management and communications group whose clients included Baseball Hall of Famer Cal Ripken Jr.

Lehr's commitment to the community has followed him in each city he has lived. He has been active for charity groups such as Big & Little Brothers, Cleveland Indians Charities, Orioles Foundation, American Lung Association, Grant-A-Wish, YMCA, Special Olympics, Cleveland Sports Commission and several other youth sports organizations.

Lehr graduated from the University of Wisconsin in 1984 with a bachelor of arts degree in communications and political science.



David Daniels

Chief Operating Officer

David Daniels joined the Worcester Sharks as vice president of sales and marketing on Feb. 9, 2006. One year later, Daniels was promoted to chief operating officer and assumed control of the team's day-to-day operations.

Before joining the Sharks, Daniels served as the director of sales and marketing for Adelphia Communications. He oversaw all facets of consumer sales and marketing for the Northeast region of the \$ 5.4 billion telecommunications giant and was responsible for consumer launches of advanced video products — including OnDemand, HD and DVR.

From 2001-03, Daniels was senior vice president of sales and marketing for InSight Telecommunications, a privately owned telecommunications services company. With InSight Telecommunications, he developed all service pricing and packaging options, including several new product launches, and managed national sales and operations teams who were responsible for the distribution of content transmission services and solutions.

Daniels spent six years working for the Walt Disney Company, ultimately becoming senior vice president, sales and marketing. He was responsible for the national distribution of Disney networks and successfully launched two cable television networks. He managed all U.S. regional offices and his duties included national account management, strategic planning and field product branding.

Daniels also spent several years with the New England Sports Network (NESN) as the sales and marketing manager. At NESN, he developed a multi-state territory generating more than \$12 million in revenue. He also developed and executed pricing strategies, consumer acquisition campaigns and promotions.

Daniels earned a bachelor's degree in political science from Stonehill College in North Easton, Mass. He lives in North Easton with his wife, Christine.



Michael Mudd

Vice President & Assistant General Manager

Michael Mudd serves as the vice president and assistant general manager for the Worcester Sharks. Mudd works alongside Sharks President and CEO Michael T. Lehr and General Manager Wayne Thomas, playing a vital role in all aspects of the Sharks operations.

As assistant general manager, Mudd is responsible for developing and implementing the hockey operations budget, evaluating the Sharks player personnel and providing scouting for Sharks opponents. He's also responsible for locating talent from other hockey leagues and works with Thomas to fill the Sharks roster. Mudd serves as the Sharks liaison with the American Hockey League office for all hockey-related issues and is responsible for the administration of training camp and team travel.

Mudd also assists Lehr and Chief Operating Officer David Daniels in the team's overall business operations. Mudd is heavily involved in the corporate, ticket, marketing, community relations, public relations and broadcasting departments, with a heavy emphasis on special projects.

Mudd enters his seventh season with the Sharks organization. Before joining the Sharks, he was general manager of the Cleveland Lumberjacks of the International Hockey League. During his two years with the 'Jacks, Mudd compiled a 83-62-19 record, helping lead the club to two straight Turner Cup Playoff berths.

From 1997-99, he served as the general manager and director of hockey operations for the Chesapeake Ice Breakers of the ECHL. Under his guidance and through difficult circumstances off the ice, the expansion team posted a combined record of 68-53-19 and qualified for the Kelly Cup Playoffs in each of its two seasons. Before going to the Ice Breakers, he was the assistant general manager for the Baltimore Bandits of the AHL, where he also was the team's goaltending coach and led the Bandits to two Calder Cup berths.

A goaltender, Mudd attended the St. Louis Blues training camp and played professional hockey for two seasons, splitting time between the ECHL and the IHL. A native of Amherst, N.Y., Mudd was a four-year member of the college's hockey and baseball teams at St. Lawrence University, where he earned a bachelor's degree in economics. He was named first team All-ICAC as a freshman centerfielder. Mudd earned his master's in sports management from Miami University (Ohio), where he was the assistant coach of the hockey team from 1992-94.

Mudd and his wife, Holly, reside in Shrewsbury, Mass. with their son, Tyler, and daughter, Ashley.



Roy Sommer

Head Coach

Worcester Sharks Head Coach Roy Sommer, who plays a major role in developing players for the San Jose Sharks, is currently the longest-tenured coach in the American Hockey League.

The native of Oakland, Calif. returns for his 10th season behind the bench of San Jose's top development affiliate and his 13th season overall with the Sharks organization. In his 10 seasons as head coach, Sommer has compiled a 319-305-54-42 record in the regular season and has reached the postseason four times.

In his time as the coach of the Sharks top development affiliate, Sommer has coached more than 60 players who have spent time in the National Hockey League, including 2006 Maurice "Rocket" Richard Trophy winner Jonathan Cheechoo. The list of current Sharks players who've spent time under Sommer's tutelage includes Cheechoo, Christian Ehrhoff, Steve Bernier, Matt Carle, Joe Pavelski, Patrick Rissmiller, Douglas Murray and Ryane Clowe.

From 1999-01 with the Kentucky Thoroughblades, the Sharks top development team before the franchise's move to Cleveland, Sommer's club went 84-50-21-5 to capture two consecutive Mid-Atlantic Division titles and went to the Calder Cup Playoffs each season. Sommer's success was recognized during the 1999-00 season with his selection as the head coach for the Canadian All-Star Team at the AHL's mid-season classic, where his squad toppled PlanetUSA, 8-3.

During his first season in Kentucky (1998-99), the Thoroughblades registered franchise records for most regular season wins (44), most road wins (21) and total points (98) in a season while posting the league's fifth-best record. This success came despite having 17 players on Kentucky's roster promoted to the NHL at some point during the season.

Before being named head coach of the Thoroughblades in 1998, Sommer, 46, spent two seasons (1996-98) as an assistant coach with the San Jose Sharks.

With the Sharks, Sommer was responsible for pre-scouting upcoming opponents for their offensive and defensive tendencies, line combinations and special teams tactics. In addition, he assisted in running practices and provided special on-ice extended workouts with scratched players and those rehabilitating injuries.

Before Sommer joined San Jose, he served as head coach of the ECHL's Richmond Renegades from 1991-96 and was named 1995-96 Coach of the Year after leading his team to a league-best 46-11-13 mark and a league-record 105 points in capturing the Brabham Cup (best regular season record). Sommer led the Renegades to the Riley Cup (league playoff championship) in 1994-95 after posting a 41-20-7 regular season record. In addition, he served as head coach of the ECHL's East All-Star Team in 1994-95 and the North All-Star Team in 1995-96.

Sommer's additional ice hockey coaching experience includes assistant coaching stints with the Albany Choppers and Muskegon Lumberjacks of the International Hockey League and working with USA Hockey as an assistant coach at several evaluation camps for 16- and 17-year-old players.

In 1998, he served as head coach and general manager for the silver-medal winning Team USA (4-1-0 record) at the International Ice Hockey Federation In-Line Hockey World Championships in Anaheim. Sommer led his squad to gold medal finishes in each of the first two tournaments (1996 in St. Paul, Minn. and 1997 in Anaheim) and posted undefeated records each year. His three-year coaching mark at this prestigious tournament stands at 17-1-0.

The former San Francisco Bay Area youth hockey player coached Roller Hockey International's San Jose Rhinos for three seasons (1994-96), including capturing the Murphy Cup (league championship) in 1995. In addition, Sommer served as head coach for RHI's 1996 Western Conference All-Star Team.

Before stepping behind the bench, Sommer played nine seasons of professional ice hockey. A sixth round selection by the Toronto Maple Leafs in 1977, Sommer played in the Leafs system as well as those of the St. Louis Blues, Edmonton Oilers, New Jersey Devils and Pittsburgh Penguins. The highlight of Sommer's NHL career came during the 1980-81 season when, as a teammate of Wayne Gretzky, Sommer scored a goal in his NHL debut with the Edmonton Oilers.

He served as captain of the Wichita Wind from 1980-83 and again with Muskegon in 1986-87. Sommer, who played left wing and center during his career, was a member of the 1983-84 AHL Calder Cup Champion Maine Mariners and helped lead Muskegon to the IHL title (Turner Cup) in 1985-86. He played his junior hockey for the Spruce Grove Mets, which won the 1975 Centennial Cup, and for the Calgary Centennials. Sommer was a member of the United States National Team at the World Junior Championships in 1976-77.

Sommer currently resides in Shrewsbury, Mass. with his wife, Melissa, and his three children: Marley, Kastien and Kyra.



David Cunniff

Assistant Coach

David Cunniff returns for his sixth season as assistant coach for San Jose's top developmental affiliate. Making his coaching debut five seasons ago, Cunniff has played an integral role in assisting Head Coach Roy Sommer in all coaching duties — including video breakdown, player assessment and scouting.

Cunniff's coaching efforts are primarily focused on the defensive end. His presence on the Cleveland staff was pivotal in the rapid development of several defensemen including Rob Davison, Christian Ehrhoff and Douglas Murray. With a focus on player development, Cunniff assists in the Sharks Summer Development Camp and the Sharks Rookie Tournament.

For the past five seasons, Cunniff has been an instructor at the San Jose Sharks Summer Hockey School. By doing so, he shared his expertise with more than 200 campers ranging from age six to adult.

The son of the late NHL veteran and U.S. Olympic Team Coach John Cunniff, David played eight seasons of professional hockey in the American and East Coast Hockey Leagues. That stint included playing two seasons under his father with the Albany River Rats in the AHL (1998-00). After a one-year hiatus, he concluded his playing career in the 2001-02 season with Louisiana and Richmond in the ECHL. In 268 AHL and ECHL games, Cunniff scored 82 points (38 goals and 44 assists) and posted 555 penalty minutes.

The South Boston native played his college hockey at Salem State College and currently resides in Milton, Mass. with his wife, Mary-Ann, and their two sons, Patrick and David.



Matthew White

Head Athletic Trainer

Matt White returns to the Sharks for his second season as head athletic trainer after earning his master's degree from Boston University 2005.

While studying for his degree, he served as assistant athletic trainer for the men's soccer team as well as the men's and women's track and cross country teams. Before earning his degree, White spent five seasons (2000-05) with the Cincinnati Mighty Ducks of the American Hockey League as the team's head athletic trainer. From 1999-00, White was the assistant athletic trainer at the College of the Holy Cross for the men's soccer, ice hockey and lacrosse teams.

White graduated from the University of New Hampshire with a bachelor of science degree in kinesiology and athletic training.



Vinny Ferraiuolo

Equipment Manager

Vinny Ferraiuolo enters his third season as head equipment manager of the Sharks top development affiliate.

Before joining the Sharks, he was the head equipment manager for the Texas Wildcatters of the ECHL and from 2002-04, Ferraiuolo was the assistant equipment manager for the New York Islanders. The Roanoke, Va. native also served as the equipment manager for the Bridgeport Sound Tigers of the AHL, earning All-Star honors in 2000 as the equipment manager for PlanetUSA.

Ferraiuolo spent three seasons with the Providence Bruins as their equipment manager, including during the Baby Bruins 1998-99 Calder Cup-winning season.



Kevin Sychowski

Assistant Equipment Manager

Kevin Sychowski enters his second season with the Worcester Sharks as assistant equipment manager.

Sychowski, a native of Chicago, spent five seasons as head stick boy for the Chicago Wolves. In his first season in that position, he was part of a Calder Cup-winning season.

Sychowski is responsible for laundry, visiting locker room setup and other various tasks for the Sharks and Head Equipment Manager Vinny Ferraiuolo.

The 18-year-old is currently in his freshman year at Becker College and plays on the men's ice hockey team.

Proud to be the official
Sports Medicine Provider
for the Worcester Sharks



SAINT VINCENT
HOSPITAL

A history of excellence. A century of care.

(508) 363-5000 • StVincentHospital.com



The Ultimate Power Play!

Fallon Clinic Accepts
ALL Major Insurances

Fallon Community
Health Plan

Blue Cross Blue
Shield of MA

AETNA

Harvard Pilgrim
Health Care

CIGNA

...and more.



Dr. Bill Balcom has been a team physician for the New York Yankees, San Francisco Giants, and the WNBA Connecticut Sun.



Dr. Bill Morgan was the team physician for the 2004 World Series Champion Boston Red Sox and a physician consultant for the Boston Celtics.



Dr. Bill Morgan and Dr. Bill Balcom – leading the team of sports medicine experts for the Worcester Sharks

And now **YOU** can get the same high quality care as the pros!
Find out more at www.fallonclinic.org

 **FallonClinic**SM

Treating you well.SM

(800) AT-FALLON

www.fallonclinic.org



Eric Lindquist

Manager, Corporate Sales/Broadcasting
Voice of the Worcester Sharks

Eric Lindquist begins his first season as the "Voice of the Worcester Sharks." This five-year broadcasting veteran will provide the play-by-play for all Sharks games and events as well as structure team broadcast deals and corporate partnerships.

Before joining the Sharks, Lindquist served as director of media relations and baseball operations and was the radio voice for the Long Beach Armada, a member of the Golden Baseball League. Lindquist joined the Armada after spending one season as the director of media relations and play-by-play announcer for the ECHL's Long Beach Ice Dogs.

Lindquist does have Massachusetts ties. He was a color commentator for the former Lowell Lock Monsters and the Lowell Spinners, the single-A affiliate of the Boston Red Sox.

BROADCAST INFORMATION

ALL 80 GAMES ON

WTAG **AM**
580

WORCESTER'S NEWS LEADER

SELECT GAMES ON CHARTER **WCTR3**

WCTR-TV **3**
CENTRAL MASSACHUSETTS

ALL GAMES WEBCAST ON
SHARKSAHL.COM

MASCOT

WORCESTER
SHARKS



FINZ

Position: Worcester Sharks Mascot

Birthdate: March 26, 2006

Birthplace: DCU Center

Height: 7-foot

Weight: 460 lbs.

Shoots: Right

Education: Ocean Atlantic University with a master's in sports entertainment

Hobbies: Swimming, eating, playing street hockey with S.J. Sharkie

Favorite Sport: Hockey (duh)

Favorite Lunch Spot: Regatta Deli

Favorite Sports Teams: San Jose Sharks, Worcester Tornadoes, New England Patriots, Boston Red Sox...and of course, the Worcester Sharks!

Heroes: S.J. Sharkie and Wally, the Green Monster

Favorite Movies: "Shark Tales," "Slap Shot," "Miracle," "Jaws" and "The Little Mermaid"

SEATING CHART/TICKET INFORMATION

INDIVIDUAL TICKET PRICES

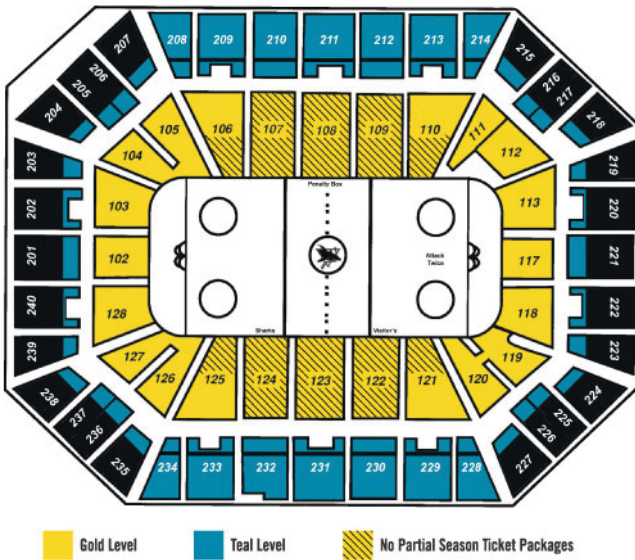
LOCATION	ADULT*	SENIOR*	YOUTH*
■ GOLD LEVEL	\$17.25	\$10.75	\$10.75
■ TEAL LEVEL	\$14.25	\$10.75	\$10.75

*City of Worcester \$.50 facility fee not included

SEASON TICKET PRICES

SEASON TICKET PLAN PRICING*	FULL SEASON ADULT/ CHILD & SENIOR	FULL SEASON FLEX ADULT/ CHILD & SENIOR	HALF SEASON ADULT/ CHILD & SENIOR	10-GAME PLANS ADULT/ CHILD & SENIOR
GOLD LEVEL	\$590/\$430	\$590/\$430	\$315/\$215	\$157.50/\$107.50
TEAL LEVEL	\$490/\$430	\$490/\$430	\$255/\$215	\$127.50/\$107.50

DCU CENTER SEATING CHART



THE DCU CENTER HOME OF THE WORCESTER SHARKS

For more than two decades, the DCU Center in Worcester has been recognized as the gathering place for people to experience the finest in entertainment, sporting events and public functions.

Hailed as one of the most successful entertainment and convention facilities in the nation, the DCU Center hosts a myriad of events including concerts, sporting events, family attractions, conventions, trade shows, banquets and meetings on an annual basis. The facility is the proud home of the Worcester Sharks, the American Hockey League affiliated franchise of the San Jose Sharks.

In October 2004, one of the most successful entertainment and convention facilities in the world was re-named the DCU Center. The arena opened its doors in September 1982 with the legendary Frank Sinatra Inaugural Concert and quickly became one of the nation's most successful facilities by hosting concerts, family shows and sporting events.

Since that time, the venue has consistently ranked among the top-five venues of its size internationally by *Billboard Magazine*. Over the last two decades, artists of all musical genres have played to enthusiastic crowds at the venue. In addition, artists such as Neil Diamond, Billy Joel, Bruce Springsteen and most recently Hilary Duff have chosen Worcester as the location to "kick-off" their world tours.

Expanding by 2,500 seats in 1987, the facility received an exterior facelift, two cantilevered balconies and two club seat locations. In addition to its success with concerts, the facility became, and continues to be, a regular stop on the family show circuit. Shows such as the Ringling Bros. and Barnum & Bailey Circus, Sesame Street Live, Disney On Ice, Harlem Globetrotters and The Wiggles, plus new touring products on an annual basis have come to the DCU Center.

Audiences have witnessed a wide variety of memorable sporting contests, including NCAA Basketball and Hockey tournaments, World Championship and Olympic Boxing, preseason NBA and NHL games, Holy Cross College Basketball, professional tennis championships, Professional Bull Riding, World Wrestling Entertainment and the MIAA High School Basketball and Hockey State Finals.

Already known for being a flexible, contemporary facility, the DCU Center opened a state-of-the-art convention center in 1997. Adding more than 50,000 square feet of exhibit space, the complex combined both the new convention center and the original arena for a total of 100,310 square feet of exhibit space. In addition, the new convention center includes 23,636 square feet in 11 meeting rooms, a 12,144 square foot ballroom, state-of-the-art kitchen facilities and new administration offices.

During this expansion, a pedestrian-friendly plaza was installed on the east side of the arena providing design connectivity for the two facilities, as well as a location for exterior exhibiting and promotional opportunities. Combined with the existing 14,800-seat arena, two meeting rooms, six team locker rooms and five private dressing rooms, the DCU Center can accommodate almost any type of meeting, convention or trade show.

With the opening of the new convention hotel adjacent to the facility and final funding which is expected to be approved for the connecting Sky Bridge — these projects will complete the final piece of expansion in downtown Worcester by connecting the new hotel, the Worcester Municipal Parking Garage and the convention center. Both the arena and the convention center boast active schedules with ever growing and diverse events.

The DCU Center is owned by the city of Worcester and is managed by SMG, the world's leading private management and developing firm for public assembly facilities. Based in Philadelphia, SMG operates 168 venues and controls more than 1.3 million entertainment seats worldwide plus over nine million square feet of exhibit space.



SHARKS IN THE COMMUNITY

BE A LEADER — PRESENTED BY ABIGAIL WILLIAMS & ASSOCIATES

Abigail Williams & Associates and the Sharks have partnered with a purpose to educate children in Central Massachusetts on the importance of developing strong leadership skills. The program will portray to school aged children in grades 4-6 the benefits of working hard, sacrifice, taking care of yourself and many other attributes found in being a successful leader. Utilizing a Sharks player/coach/executive and an Abigail Williams & Associates representative, the program will educate children on the importance of developing leadership skills. Each participant will receive a branded certificate and a gold level ticket to a future Sharks game, courtesy of Abigail Williams & Associates.

READING IS COOL

The Worcester Sharks "Reading is Cool" Program enters its second year in local schools. The literacy program is directed at elementary school students grades K-3 in Central Massachusetts and emphasizes that "Reading is Cool!" The program incorporates several individual components designed to promote the importance of reading, both at home and in the classroom. A Sharks player will drop in and read to students in selected classrooms. Each participant receives a Sharks school pack and Reading is Cool bookmark courtesy of Sharks Charities. More than 110 classrooms and 2,600-plus students from in and around Worcester are currently enrolled in the program.

SKATE WITH THE SHARKS

Four times during the season, the Worcester Sharks conduct a one-hour practice, followed by a one-hour open skate with the players. These practices are held at selected rinks in Central Massachusetts. They are free of charge and open to the public. "Skate with the Sharks" was voted "Favorite Sharks Community Event" in a sharksahl.com poll.

SHARKS ICE HOCKEY CLINICS

The Worcester Sharks have teamed up with Iceworks Elite Hockey Training for a second year in order to present the highest level hockey camps and clinics for all ages and skill levels. Sharks coaches, staff and players will be present to provide instruction and guidance. For more information, visit sharksahl.com.





SHARKS STREET BRIGADE PRESENTED BY FALLON CLINIC

The Sharks Street Brigade presented by Fallon Clinic is an interactive, mobile street hockey experience geared towards elementary school-aged children in order to generate an interest in hockey and make it more accessible to local youth. To find out how to get the Sharks Street Brigade at your event, call Mike Myers at 508-929-0528.



Mary DeFeudis

Chairwoman, Sharks Charities

Mary DeFeudis joins the Worcester Sharks as the chairwoman of Sharks Charities. Along with the Worcester Sharks organization, Ms. DeFeudis is dedicated to revitalizing the City of Worcester. In conjunction with Sharks Charities, Ms. DeFeudis' philanthropic endeavors will enable the Sharks to become one of the most involved organizations in Central Massachusetts.

Ms. DeFeudis, a Worcester native, is an active and enthusiastic investor, philanthropist and volunteer in and around Worcester. She has focused her philanthropic and volunteer interests in organizations which benefit children, cancer research and the Worcester Community.

Ms. DeFeudis serves on the board of directors of the UMASS Memorial Foundation and the Worcester chapter of the American Red Cross. She sits on the board of trustees of Nichols College, where she has started an annual Mary DeFeudis Scholarship, awarded each year to an outstanding student. In addition, she's an investor and director of the Hanover Theater for the Performing Arts.

In addition to Ms. DeFeudis' philanthropic endeavors, she's an owner and member of the board of directors of the Worcester Tornadoes in the Can-Am Baseball League.

Ms. DeFeudis resides in Northborough, Mass. She's a proud mother of two children: Gino DeFeudis and Elizabeth Giguere.



**Check sharksahl.com
for upcoming Community Events**

The Sharks Want

YOU

to check out

SHARKSAHL.COM

Stats, Scores, Schedules & More...



2006-07 REGULAR SEASON STATISTICS

NO	PLAYER	GP	G	A	PTS	+/-	PIM	PPG	SHG	PT/G	PIMPG
12	Mathieu Darche	76	35	45	80	+6	72	16	0	1.05	0.95
21	Graham Mink	61	31	32	63	+9	52	13	0	1.03	0.85
37	Mike Iggulden	73	30	27	57	+1	55	5	0	0.78	0.75
9	Tom Cavanagh	74	12	32	44	+9	56	3	2	0.59	0.76
8	Garrett Stafford	77	11	30	41	+3	58	9	0	0.53	0.75
26	Lucas Kaspar	78	12	28	40	-1	64	2	1	0.51	0.82
19	Grant Stevenson	59	14	25	39	+3	30	5	2	0.66	0.51
20	Riley Armstrong	73	19	17	36	-3	108	6	0	0.49	1.48
23	Josh Prudden	56	9	22	31	+16	34	0	1	0.55	0.61
2	Patrick Traverse (TTL)	80	6	21	27	+7	24	3	1	0.34	0.30
	HAM	26	1	4	5	+2	10	1	0	0.1923	0.38
	WOR	54	5	17	22	+5	14	2	1	0.4074	0.26
14	Craig Valette	55	15	11	26	+7	77	1	1	0.47	1.40
11	Joe Pavelski	16	8	18	26	+9	8	1	1	1.62	0.50
7	*Dan Spang	48	4	21	25	-4	18	3	0	0.52	0.38
32	Scot Ferguson	79	4	19	23	+1	101	2	0	0.29	1.28
34	Matheiu Biron	24	3	15	18	+7	42	3	0	0.75	1.75
44	Brennan Evans	75	2	14	16	+23	170	0	0	0.21	2.27
24	Tomas Plihal	47	6	9	15	-5	28	1	0	0.32	0.60
10	*Ashton Rome	65	8	3	11	-12	63	1	0	0.17	0.97
17	Justin Kurtz	55	3	7	10	0	46	1	1	0.18	0.84
5	*Tom Walsh	29	1	8	9	+4	8	1	0	0.31	0.28
31	Steve Bernier	10	3	4	7	+4	2	0	0	0.70	0.20
41	Torrey Mitchell	11	2	5	7	+7	27	0	0	0.64	2.45
38	*Michal Macho	27	1	6	7	-1	10	0	0	0.26	0.37
11	*Brady Leisenring	24	2	3	5	0	12	0	1	0.21	0.50
3	Brad Staubitz	51	1	4	5	-15	137	0	0	0.10	2.69
6	Doug Murray	5	2	1	3	+4	8	1	0	0.60	1.60
22	Sean Collins (TTL)	7	0	3	3	-3	2	0	0	0.43	0.29
	PHIL	3	0	2	2	0	0	0	0	0.6667	0.00
	WOR	4	0	1	1	-3	2	0	0	0.2500	0.50
29	*Thomas Griess	43	0	3	3	0	2	0	0	0.07	0.05
18	*Jamie McGinn	4	1	1	2	-1	4	0	0	0.50	1.00
18	*Matt Carle	3	0	2	2	+1	0	0	0	0.67	0.00
5	Josh Gorges	7	0	1	1	-5	2	0	0	0.14	0.29
41	John Laliberte	9	0	1	1	-2	2	0	0	0.11	0.22
27	Nolan Schaefer	16	0	1	1	0	0	0	0	0.06	0.00
39	Glenn Olson	21	0	1	1	-3	51	0	0	0.05	2.43
38	Scott Mifsud	1	0	0	0	0	0	0	0	0.00	0.00
2	Brain Yandle	1	0	0	0	-1	2	0	0	0.00	2.00
6	*Derek Joslin	3	0	0	0	0	0	0	0	0.00	0.00
34	Jonathan Tremblay	3	0	0	0	0	5	0	0	0.00	1.67
35	Dimitri Patzold	24	0	0	0	0	2	0	0	0.00	0.08

GOALTENDERS	GP	MINS	GA	SO	AVG	W	L	SOL	SA	SVS	SPCT
*Thomas Griess	43	2555	111	0	2.61	26	15	2	1259	1148	.912
Nolan Schaefer	16	921	43	0	2.80	5	8	3	417	374	.897
Dimitri Patzold	24	1378	77	0	3.35	10	8	3	689	612	.888

* — denotes rookie

WORCESTER SHARKS 2006-07 POSTSEASON STATISTICS

NO	NAME	POS	GP	G	A	P	+/-	PIM	PPG	SHG	PT/G	PIM/G
7	Mike Iggulden	C	6	3	3	6	-4	0	3	0	1.00	0.00
21	Graham Mink	RW	6	1	5	6	0	8	0	0	1.00	1.33
12	Mathieu Darche	LW	5	2	2	4	-2	2	1	0	0.80	0.40
5	Tom Walsh*	D	6	2	2	4	-1	0	0	0	0.67	0.00
17	Justin Kurtz	D	3	1	2	3	-2	4	1	0	1.00	1.33
8	Garrett Stafford	D	6	0	3	3	-2	2	0	0	0.50	0.33
19	Grant Stevenson	RW	6	2	0	2	-2	2	2	0	0.33	0.33
41	Torrey Mitchell	C	6	1	1	2	-5	15	1	0	0.33	2.50
26	Lukas Kaspar	LW	6	0	2	2	-1	6	0	0	0.33	1.00
2	Patrick Traverse	D	6	0	2	2	-1	2	0	0	0.33	0.33
9	Tom Cavanagh	C	6	1	0	1	-2	6	1	0	0.17	1.00
10	Ashton Rome*	RW	6	1	0	1	-1	2	0	0	0.17	0.33
44	Brennan Evans	D	5	0	1	1	-1	21	0	0	0.20	4.20
20	Riley Armstrong	RW	6	0	1	1	-2	12	0	0	0.17	2.00
23	Joh Prudden	C	6	0	1	1	-1	9	0	0	0.17	1.50
31	Chris Blight	RW	1	0	0	0	0	0	0	0	0.00	0.00
14	Craig Valette	C	1	0	0	0	-1	0	0	0	0.00	0.00
29	Thomas Greiss*	G	3	0	0	0	0	0	0	0	0.00	0.00
6	Derek Joslin*	D	4	0	0	0	-5	2	0	0	0.00	0.50
35	Dimitri Patzold	G	4	0	0	0	0	2	0	0	0.00	0.50
3	Brad Staubitz	D	5	0	0	0	-4	13	0	0	0.00	2.60
32	Scott Ferguson	D	6	0	0	0	-6	6	0	0	0.00	1.00
18	Jamie McGinn*	LW	6	0	0	0	-2	8	0	0	0.00	1.33

NO	NAME	GP	MINS	GA	SHO	AVG	W	L	SOL	SA	SVS	SPCT
35	Dimitri Patzold	4	256	8	0	1.87	2	1	0	101	93	.921
29	Thomas Greiss	3	172	12	0	4.18	0	3	0	89	77	.865

* — denotes rookie

2006-07 AMERICAN HOCKEY LEAGUE FINAL STANDINGS

ATLANTIC DIVISION

RANK	TEAM	GP	W	L	OTL	SOL	GF	GA	PTS	PCT
1	xy Manchester Monarchs	80	51	21	7	1	242	182	110	.688
2	x Hartford Wolf Pack	80	47	29	3	1	231	201	98	.613
3	x Providence Bruins	80	44	30	2	4	251	218	94	.588
4	x Worcester Sharks	80	41	28	3	8	247	244	93	.581
5	Lowell Devils	80	38	30	6	6	212	220	88	.550
6	Portland Pirates	80	37	31	3	9	225	232	86	.537
7	Springfield Falcons	80	28	49	1	2	181	268	59	.369

EAST DIVISION

RANK	TEAM	GP	W	L	OTL	SOL	GF	GA	PTS	PCT
1	xy Hershey Bears	80	51	17	6	6	305	219	114	.713
2	x Wilkes-Barre/Scranton Penguins	80	51	23	2	4	276	221	108	.675
3	x Norfolk Admirals	80	50	22	6	2	301	257	108	.675
4	x Albany River Rats	80	37	36	4	3	246	258	81	.506
5	Bridgeport Sound Tigers	80	36	37	1	6	229	267	79	.494
6	Philadelphia Phantoms	80	31	41	2	6	222	271	70	.438
7	Binghamton Senators	80	23	48	4	5	225	323	55	.344

NORTH DIVISION

RANK	TEAM	GP	W	L	OTL	SOL	GF	GA	PTS	PCT
1	xy Manitoba Moose	80	45	23	7	5	232	201	102	.637
2	x Rochester Americans	80	48	30	1	1	269	250	98	.613
3	xz Hamilton Bulldogs	80	43	28	3	6	243	208	95	.594
4	x Grand Rapids Griffins	80	37	32	6	5	226	244	85	.531
5	Syracuse Crunch	80	34	34	4	8	250	248	80	.500
6	Toronto Marlies	80	34	39	2	5	220	270	75	.469

WEST DIVISION

RANK	TEAM	GP	W	L	OTL	SOL	GF	GA	PTS	PCT
1	xy Omaha Ak-Sar-Ben Knights	80	49	25	5	1	214	189	104	.650
2	x Chicago Wolves	80	46	25	3	6	331	252	101	.631
3	x Milwaukee Admirals	80	41	25	4	10	227	230	96	.600
4	x Iowa Stars	80	42	34	3	1	221	231	88	.550
5	Peoria Rivermen	80	37	33	2	8	221	242	84	.525
6	San Antonio Rampage	80	32	42	2	4	219	256	70	.438
7	Houston Aeros	80	27	43	4	6	205	269	64	.400

KEY:

x - qualified for playoffs

y - won regular season division title

z - Calder Cup Champions



AMERICAN HOCKEY LEAGUE

One Monarch Place, Suite 2400
 Springfield, Mass. 01144
 (413) 781-2030
 Commissioner: David Andrews
 Media Contact: Jason Chaimovitch
www.theahl.com



Albany River Rats

Times Union Center
 2006-07 record: 37-36-4-3
 Coach: Tom Rowe
 Media Contact: Don Helbig
www.albanyriverrats.com



Binghamton Senators

Broome County Veterans Memorial Arena
 2006-07 record: 23-48-4-5
 Coach: Dave Cameron
 Media Contact: Ryan Murphy
www.binghamtonsenators.com



Bridgeport Sound Tigers

Bridgeport's Arena at Harbor Yard
 2006-07 record: 36-37-1-6
 Coach: Jack Capuano
 Media Contact: Kimber Auerbach
www.soundtigers.com



Chicago Wolves

Allstate Arena
 2006-07 record: 46-25-3-6
 Coach: John Anderson
 Media Contact: Adam Rogowin
www.chicagowolves.com



Grand Rapids Griffins

Van Andel Arena
 2006-07 record: 37-32-6-5
 Coach: Greg Ireland
 Media Contact: Randy Cleves
www.griffins hockey.com



Hamilton Bulldogs

Copps Coliseum
2006-07 record: 43-28-3-6
Coach: Don Lever
Media Contact: Aaron Gogishvili
www.hamiltonbulldogs.com



Hartford Wolf Pack

Hartford Civic Center
2006-07 record: 47-29-3-1
Coach: Ken Gernander
Media Contact: Bob Crawford
www.hartfordwolfpack.com



Hershey Bears

Giant Center
2006-07 record: 51-17-6-6
Coach: Bruce Boudreau
Media Contact: John Walton
www.hersheybears.com



Houston Aeros

Toyota Center
2006-07 record: 27-43-4-6
Coach: Rob Daum
Media Contact: Ryan Stanzel
www.aeros.com



Iowa Stars

Wells Fargo Arena
2006-07 record: 42-34-3-1
Coach: David Allison
Media Contact: Dave Garabedian
www.iowastarshockey.com



Lake Erie Monsters

Quicken Loans Arena
2006-07 record: N/A
Coach: Joe Sacco
Media Contact: TBA
www.lakeeriemonsters.com



Lowell Devils

Paul E. Tsongas Arena
 2006-07 record: 38-30-6-6
 Coach: Kurt Kleinendorst
 Media Contact: Kevin Bartl
www.lowelldevilshockey.com



Manchester Monarchs

Verizon Wireless Arena
 2006-07 record: 51-21-7-1
 Coach: Mark Morris
 Media Contact: Kim Mueller
www.monarchshockey.com



Manitoba Moose

MTS Centre
 2006-07 record: 45-23-7-5
 Coach: Scott Arniel
 Media Contact: Scott Brown
www.mooseshockey.com



Milwaukee Admirals

Bradley Center
 2006-07 record: 41-25-4-10
 Coach: Claude Noel
 Media Contact: Charlie Larson
www.milwaukeeadmirals.com



Norfolk Admirals

Norfolk Scope
 2006-07 record: 50-22-6-2
 Coach: Mike Haviland
 Media Contact: Keith Philips
www.norfolkadmirals.com



Quad City Flames

(formerly Omaha Ak-Sar-Ben Knights)
 The MARK of the Quad Cities
 2006-07 record: 49-25-5-1 (Omaha)
 Coach: Ryan McGill
 Media Contact: Aaron Roof
www.qcflames.com



Peoria Rivermen

Peoria Civic Center — Carver Arena
 2006-07 record: 37-33-2-8
 Coach: Dave Basaggio
 Media Contact: Tom Callahan
www.rivermen.net



Philadelphia Phantoms

Wachovia Spectrum
 2006-07 record: 31-41-2-6
 Coach: Kjell Samuelsson
 Media Contact: Michael Thornton
www.phantomshockey.com



Portland Pirates

Cumberland County Civic Center
 2006-07 record: 37-31-3-9
 Coach: Kevin Dineen
 Media Contact: Greg Glynn
www.portlandpirates.com



Providence Bruins

Dunkin' Donuts Center Providence
 2006-07 record: 44-30-2-4
 Coach: Scott Gordon
 Media Contact: Kevin Boryczki
www.providencebruins.com



Rochester Americans

Blue Cross Arena at the Rochester War Memorial
 2006-07 record: 48-30-1-1
 Coach: Randy Cunneyworth
 Media Contact: Craig Rybczynski
www.amerks.com



Rockford IceHogs

Rockford MetroCentre
 2006-07: N/A
 Head Coach: Steve Martinson
 Media Contact: Mike Peck
www.icehogs.com



San Antonio Rampage

AT&T Center
2006-07 record: 32-42-2-4
Coach: Pat Conacher
Media Contact: Tobin Ernst
www.sarampage.com



Springfield Falcons

Mass Mutual Center
2006-07 record: 28-49-1-2
Coach: Steve Stirling
Media Contact: Damon Markiewicz
www.falconsahl.com



Syracuse Crunch

Onondaga County War Memorial at Oncenter
2006-07 record: 34-34-4-8
Coach: Ross Yates
Media Contact: TBD
www.syracusecrunch.com



Toronto Marlies

Ricoh Coliseum
2006-07 record: 34-39-2-5
Coach: Greg Gilbert
Media Contact: Chris Moore
www.torontomarlies.com



Wilkes-Barre/Scranton Penguins

Wachovia Arena at Casey Plaza
2006-07 record: 51-23-2-4
Coach: Todd Richards
Media Contact: Brian Coe
www.wbspenguins.com

MINOR PRO AFFILIATES

The Fresno Falcons will be San Jose’s secondary affiliate for the fifth consecutive season.

Over the last three seasons, 14 players have spent time with Fresno and San Jose’s top development affiliate in the American Hockey League. In 2006-07, seven players wore the colors of the Falcons and the Worcester Sharks — including top goaltending prospects Thomas Greiss and Dimitri Patzold.

“Being part of a developmental league, it’s important to be associated with a first-rate NHL organization such as the San Jose Sharks,” Fresno Head Coach/General Manager Matt Thomas said. “Obviously, the success they’ve had in recent seasons is a tribute to the way they do things and we’re excited to be able to continue our affiliation with them this season.”

“The Sharks are very pleased to continue our affiliation with the Falcons,” San Jose Vice President and Assistant General Manager Wayne Thomas said. “It’s been a pleasure working together for the last four years and to be able to work with a winning organization is a big plus. We are fortunate to be able to work with Matt Thomas. Our entire organization trusts him with the development of our players and we expect another great season in Fresno in 2007-08.”

“We have had a great partnership with the Fresno Falcons for the past four seasons,” Worcester Sharks Vice President and Assistant General Manager Mike Mudd said. “Fresno is a great location to place our prospects and we very much respect the job Matt Thomas and Ryan Mougengel have done in terms of player development.”

FRESNO FALCONS

Save Mart Center
 2650 E. Shaw Ave.
 Fresno, Calif. 93710
 7825-7825-7825 559-347-3610 (fax)
 www.fresnofalcons.com



HOCKEY OPERATIONS STAFF

Chief Executive Officer John Tull
 Managing Partner Christopher Cummings
 Head Coach/General Manager Matt Thomas
 Assistant Coach/Assistant General Manager Ryan Mougengel
 Director of Broadcasting/Media Relations Joe Babik

MISCELLANEOUS

Radio Flagship Station 790 AM ESPN Radio
 Team Colors Blue, Light Blue, Gold and White
 NHL Affiliate San Jose Sharks
 Home Ice Save Mart Center
 Capacity 14,184

WORCESTER SHARKS MEDIA INFORMATION

Credential Info — Press seating for Worcester Sharks home games at the DCU Center is available to accredited media in the press box located at the top of Section 108. Single game credentials must be requested no later than 5 p.m. the day before a game. Requests must be made to Jeremy Lemoine via E-mail at jlemoine@sharksahl.com or by calling 508-929-0514. Credentials are valid for the press room, press box and both teams' locker rooms.

Key Numbers — Sharks Main Office
508-929-0500
Jeremy Lemoine
Public Relations Coordinator
508-929-0514
jlemoine@sharksahl.com



Media Parking — NONE

Media Entrance — All media must enter the DCU Center through Door 5 on Major Taylor Blvd.

Locker Room Access — Team locker rooms will open 10 minutes after the game.

Press Room — Media possessing season credentials or those granted single-game credentials are invited to have a meal before the game in the press room, located on the lower level of the DCU Center. The press room will open two (2) hours before game time. Dining room usage is limited to those presenting valid Sharks or AHL Team Management passes. Any abuse to dining room privileges may cause forfeiture of a media pass.

Services — Pregame game notes, lineups, press releases, complete statistics and other pertinent information will be furnished by the Sharks Public Relations Department.



SHARKS HOCKEY

THE GREATEST SHOW ON ICE.



YOUR LIFE
IS THE SHOW.

ENTERTAINMENT
IS
PERSONAL.

You. Unplugged. The HP high-def MediaSmart 37" LCD television lets you screen photos, movies or play your own music—through a wireless connection to your personal computer. All with stunning sound and picture.

Make any time showtime.
Call 1-800-525-MYHP,
visit hp.com/personal
or your retailer.



© Copyright 2007 Hewlett-Packard Development Company, L.P. The information contained herein is subject to change without notice. Simulated images. High-definition content (e.g., WMV HD files) is required to view high-definition images. Most current DVDs do not provide high-definition images. Wireless access point and Internet service sold separately. Model featured is slc3760n LCD TV.