



# PIONEER LAS VEGAS BOWL MEDIA INFORMATION



## 2007 PIONEER LAS VEGAS BOWL EXECUTIVE COMMITTEE

<b>Executive Director</b>	Jeffrey Guinn
Tina Kunzer-Murphy	Mike Hamrick
<b>President</b>	Dan Hanneke
Rob Dondero	Ruben Herrera
Rossi Ralenkotter, <b>LVCVA</b>	Herb Hunter
Julian Dugas, <b>LVCVA</b>	Mike Larragueta
Branan Allison	Jesse Leeds
Paul Ashley	Marla Letizia
Rose Bollman	Don Logan
Tony Bonnici	Jennifer Logan
Larry Charlton	Michael Mack
Phil Cooper	Bart Masi
John Dalrymple	Napoleon McCallum
Cliff Findlay	Dan Shumny
Dick Fraim	George Smith
Darren Green	Roy Woofter



PIONEER LAS VEGAS BOWL  
702-732-3912

**Tina Kunzer-Murphy**, Executive Director  
**John Saccenti**, Director of Sales and Marketing  
**Jeanine Zelik**, Group Ticketing & Community Relations  
**Paulette Tinman**, Office Manager  
**Joy Bodensteiner**, Intern  
**Jennifer Logan**, Director of Special Events  
**Mark Wallington**, Manager of Media Relations  
**Melissa Meacham**, Operations & Entertainment  
**Wendy Wallington**, Operations & Entertainment

## TABLE OF CONTENTS

Las Vegas Bowl Committee	1
Las Vegas Bowl Quick Facts	1
Las Vegas Bowl Game Notes	2-4
Las Vegas Bowl Timeline	5
Las Vegas Bowl Contacts	6
Las Vegas Bowl Week Directions	7
Schedule of Events	8
Media Advisories	9-12
Gameday Timeline	13
Media Guidelines	14
Media Information	15-16
Media Parking Map	17
Stadium Layout	18
Press Box Layout	18
2007-08 Bowl Schedule	19
UCLA Interim Head Coach DeWayne Walker	20
UCLA Numerical Roster	21
The Pac-10 Conference	22
BYU Head Coach Bronco Mendenhall	23
BYU Numerical Roster	24
The Mountain West Conference	25
Regular-Season Team Stats	26
Tentative Depth Charts	27
Sam Boyd Stadium	28
ESPN Broadcast Talent	29
<b>PIONEER LAS VEGAS BOWL RECORD BOOK</b>	
All-Time Results	30
All-Time MVPs	30
Individual Records	31-33
Team Records	34-36
Game Recaps	37-51
Las Vegas	52

## PIONEER LAS VEGAS BOWL QUICK FACTS

<b>Date:</b>	Saturday, Dec. 22, 2007
<b>Kickoff:</b>	5:07 p.m. PST
<b>Matchup:</b>	BCS No. 17 BYU (MWC #1) vs. UCLA (Pac-10 #5)
<b>Television:</b>	ESPN & ESPNHD
<b>Radio:</b>	Sports USA/Armed Forces Network
<b>Location:</b>	Las Vegas (Pop. 2 million/Elevation 2,100 feet)
<b>Facility:</b>	Sam Boyd Stadium (Opened 1971)
<b>Capacity:</b>	40,000 for bowl game
<b>Surface:</b>	Artificial (TurfTech)
<b>Press Box Phone:</b>	(702) 895-1248
<b>2006 Result:</b>	BYU 38, Oregon 8
<b>First Result:</b>	Bowling Green 35, Nevada 34 in 1992
<b>Official Website:</b>	www.lv bowl.com
<b>Media Relations Mgr.:</b>	Mark Wallington (702) 528-6291
<b>Media Hotel:</b>	Venetian (702) 414-1000
<b>Credential Pickup:</b>	Venetian Suite 3-328 Wednesday 12:00-8:00 pm Thursday 12:00-8:00 pm Friday 9:00-10:30 am & 3:00-5:00 pm





# 2007 PIONEER LAS VEGAS BOWL GAME NOTES

## THE TEAMS

BYU (10-2/8-0/1st), champions of the Mountain West Conference, and UCLA (6-6/5-4/T-4th) of the Pacific-10 Conference meet in the 2007 Pioneer Las Vegas Bowl. This year the game featured the first choice from the MWC and the fifth selection from the Pac-10.



## THE MATCHUP

The 16th edition of the game features a meeting of two programs that are making their third trip to the Pioneer Las Vegas Bowl. The two-time defending conference champion Cougars are participating for the third straight year, marking the most all-time appearances by any MWC program and most consecutive trips by any school. BYU defeated Oregon 38-8 last year after losing its first trip to the game, 35-28, to California in 2005. UCLA becomes the first Pac-10 team to play in three Pioneer Las Vegas Bowls. The Bruins defeated New Mexico 27-13 in their first trip in 2002 and then were downed by Wyoming 24-21 in 2004. The two Western powers have met once before in the postseason as the Bruins won 31-10 over the Cougars in the 1986 Freedom Bowl staged in Anaheim, Calif.

## REMATCH REDUX

This will be the second meeting between BYU and UCLA this year as the Bruins defeated the Cougars 27-17 during the regular season on Sept. 8 in Los Angeles. It will also mark the third rematch in Pioneer Las Vegas Bowl history. Hometown UNLV avenged an earlier road loss by crushing Central Michigan 52-24 in 1994 and Toledo ended up sweeping the University of Nevada by winning 40-37 in 1995 during what was the first overtime game ever played on the Division I-A level.

## RANKINGS

Both teams were ranked in the nation's top 25 this fall. UCLA began the season ranked 14th by the Associated Press and rose to as high as 11th in both the AP and Coaches' polls on Sept. 9 before falling out. BYU broke into the rankings on November 18 and is currently 19th in both the AP and Coaches' polls. BYU is the third ranked team to ever appear in a Pioneer Las Vegas Bowl (the Cougars were 19/20 last year and Air Force was 21/23 when it faced Oregon in 1997's game).

## TELEVISION

The Pioneer Las Vegas Bowl, an ESPN Regional Television (ERT) owned-and-operated event, will be televised live on ESPN and ESPNHD, beginning at 5:00 p.m. (PT) on Saturday, Dec. 22. Brad Nessler will handle the play-by-play duties alongside analysts Bob Greise and Paul Maguire while Bonnie Bernstein will report from the sidelines.



## RADIO

The game will also be broadcast on the Sports USA Radio Network and along Armed Forces Radio Network. Tom Dillon will handle play-by-play while former UNLV and NFL coach John Robinson will serve as analyst.

## TITLE SPONSOR: PIONEER

Pioneer Electronics (USA) Inc., a world leader in digital entertainment products, became the game's title sponsor beginning in 2004. Pioneer is the leading manufacturer of plasma televisions and monitors, DVD players and DVD recorders, A/V receivers, CD players and CD recorders, speakers and other audio and video accessories. From 2004-2006 the game was known as the Pioneer PureVision Las Vegas Bowl but the name was slightly altered this past summer.



## CONFERENCE TIE-INS

The Las Vegas Bowl announced in 2005 that it had extended its contract with the Pac-10 Conference for an additional four years through the 2009 season, getting the fourth selection in 2006 and 2008 while getting the fifth selection in 2007 and 2009. In addition, the bowl extended its contract with the MWC for the first selection/champion through the 2009 season.

## ATTENDANCE NOTE

This will mark the third consecutive sellout for the Pioneer Las Vegas Bowl. Tickets not designated for the participating teams sold out on October 17 – nearly two months before either school had been invited. Last year's game boasted the largest crowd to ever see a team sporting event in the state of Nevada – 44,615.

## GAME SITE

Sam Boyd Stadium will once again serve as the host venue for the Pioneer Las Vegas Bowl. Last year's edition attracted a sold-out state-record attendance of 44,615, which included an additional 4,100 temporary bleachers in the end zones. This year, organizers announced the addition of a new seating area in the venue's North End Zone that will offer unprecedented views of the game. Taking the place of the temporary bleachers will be the new La-Z-Boy Comfort Zone Club at the Field. The raised and heated area will include complimentary food and beverage and fans can watch the action on the field a few feet away or on the surrounding Pioneer HDTV plasma televisions.

## TICKETS

Although sold out in mid-October, public tickets to this year's game were priced at \$20, \$30, \$50 and \$100. Also, each team received 12,000 tickets for their fans.

## PAYOUT

Each conference receives \$1 million.

## TEAM GIFTS

Players and staff from both sides received the following gift package from the Pioneer Las Vegas Bowl to help commemorate their time in Las Vegas:

- iPod touch (16GB)
- ESPN The Magazine 1-year subscription
- Under Armour Aero Sack Pack
- Pioneer Las Vegas Bowl Cap



# 2007 PIONEER LAS VEGAS BOWL GAME NOTES

## HOME TEAM

BYU of the Mountain West Conference will serve as the home team and wear blue jerseys with white pants. UCLA of the Pac-10 will be the visiting team and wear white jerseys with gold pants.

## GAME TIME

Kickoff is scheduled to take place at 5:07 p.m. PT but could slide to as late as 5:12 p.m. PT depending on the length of ESPN's lead-in game, the New Mexico Bowl, which begins at 1:30 p.m. PT.

## OFFICIALS

Assigned by the NCAA, this year's Pioneer Las Vegas Bowl will feature a crew from Conference USA.

<b>Referee</b>	Ed Kierce
<b>Umpire</b>	Ben Young
<b>Head Linesman</b>	Kyle Hunter
<b>Line Judge</b>	Wayne Winkler
<b>Field Judge</b>	Rob Skelton
<b>Side Judge</b>	Allen Bayne
<b>Back Judge</b>	Michael Bailey
<b>Alternate</b>	Jim Quirk



## BYU IN BOWL GAMES

BYU holds an 8-16-1 all-time record in bowl games. Under legendary head coach LaVell Edwards, the Cougars downed Michigan 24-17 in the 1984 Holiday Bowl and captured the school's first national championship in football.

<u>DATE</u>	<u>BOWL</u>	<u>RESULT</u>
Dec. 21, 2006	Las Vegas Bowl	BYU 38, Oregon 8
Dec. 22, 2005	Las Vegas Bowl	Cal 35, BYU 28
Dec. 31, 2001	Liberty Bowl	Louisville 28, BYU 10
Dec. 27, 1999	Motor City Bowl	Marshall 21, BYU3
Dec. 21, 1998	Liberty Bowl	Tulane 41, BYU 27
Jan. 1, 1997	Cotton Bowl	BYU 19, Kansas State 15
Dec. 29, 1994	Copper Bowl	BYU 31, Oklahoma 6
Dec. 30, 1993	Holiday Bowl	Ohio State 28, BYU 21
Dec. 25, 1992	Aloha Bowl	Kansas 23, BYU 20
Dec. 30, 1991	Holiday Bowl	BYU 13, Iowa 13
Dec. 29, 1990	Holiday Bowl	Texas A&M 65, BYU 14
Dec. 29, 1989	Holiday Bowl	Penn State 50, BYU 39
Dec. 29, 1988	Holiday Bowl	BYU 20, Colorado 17
Dec. 22, 1987	All-American Bowl	Virginia 22, BYU 16
Dec. 30, 1986	Freedom Bowl	UCLA 31, BYU 10
Dec. 28, 1985	Citrus Bowl	Ohio State 10, BYU 7
Dec. 21, 1984	Holiday Bowl	BYU 24, Michigan 17
Dec. 23, 1983	Holiday Bowl	BYU 21, Missouri 17
Dec. 17, 1982	Holiday Bowl	Ohio State 47, BYU 17
Dec. 18, 1981	Holiday Bowl	BYU 38, Washington State 36
Dec. 19, 1980	Holiday Bowl	BYU 46, SMU 45
Dec. 21, 1979	Holiday Bowl	Indiana 38, BYU 37
Dec. 22, 1978	Holiday Bowl	Navy 23, BYU 16
Dec. 18, 1976	Tangerine Bowl	Oklahoma State 49, BYU 21
Dec. 28, 1974	Fiesta Bowl	Oklahoma State 16, BYU 6

## UCLA IN BOWL GAMES

Earning its 29th bowl trip overall, UCLA is 13-14-1 all-time in bowl games and was the first team in history to win a bowl game in seven straight seasons from 1982-88. Despite falling to Florida State in last year's Emerald Bowl, UCLA has the most bowl victories – 11 – of any Pac-10 team in the last quarter century. That same win total also ranks ninth in the nation over the same span.

<u>DATE</u>	<u>BOWL</u>	<u>RESULT</u>
Dec. 27, 2006	Emerald	Florida State 44, UCLA 27
Dec. 30, 2005	Sun	UCLA 50, Northwestern 38
Dec. 23, 2004	Las Vegas	Wyoming 24, UCLA 21
Dec. 30, 2003	Silicon Valley	Fresno State 17, UCLA 9
Dec. 25, 2002	Las Vegas	UCLA 27 New Mexico 13
Dec. 29, 2000	Sun	Wisconsin 21, UCLA 20
Jan. 1, 1999	Rose	Wisconsin 38, UCLA 31
Jan. 1, 1998	Cotton	UCLA 29, Texas A&M 23
Dec. 25, 1995	Aloha	Kansas 51, UCLA 30
Jan. 1, 1994	Rose	Wisconsin 21, UCLA 16
Dec. 31, 1991	Sun	UCLA 6, Illinois 3
Jan. 2, 1989	Cotton	UCLA 17, Arkansas 3
Dec. 25, 1987	Aloha	UCLA 20, Florida 16
Dec. 30, 1986	Freedom	UCLA 31, BYU 10
Jan. 1, 1986	Rose	UCLA 45, Iowa 28
Jan. 1, 1985	Fiesta	UCLA 39, Miami 37
Jan. 2, 1984	Rose	UCLA 45, Illinois 9
Jan. 1, 1983	Rose	UCLA 24, Michigan 14
Dec. 31, 1981	Bluebonnet	Michigan 33, UCLA 14
Dec. 25, 1978	Fiesta	Arkansas 10, UCLA 10
Dec. 20, 1976	Liberty	Alabama 36, UCLA 6
Jan. 1, 1976	Rose	UCLA 23, Ohio State 10
Jan. 1, 1966	Rose	UCLA 14, Michigan State
Jan. 1, 1962	Rose	Minnesota 21, UCLA 3
Jan. 1, 1956	Rose	Michigan State 17, UCLA 14
Jan. 1, 1954	Rose	Michigan State 28, UCLA 20
Jan. 1, 1947	Rose	Illinois 45, UCLA 14
Jan. 1, 1943	Rose	Georgia 9, UCLA 0

## COUGARS FEEL AT HOME IN VEGAS

BYU, which first played in Las Vegas back in 1980, is no stranger to Sam Boyd Stadium, having compiled an impressive a 9-2 record in the City of Lights, including two trips to the old WAC Championship game. UCLA, which has never played UNLV in football, holds a 1-1 all-time record at Sam Boyd. BYU's all-time Las Vegas appearances:

<u>DATE</u>	<u>RESULT</u>
Nov. 29, 1980	BYU 54, UNLV 14
Sept. 2, 1982	BYU 27, UNLV 0
Dec. 7, 1996	BYU 28, Wyoming 25 (OT)
Dec. 5, 1998	Air Force 20, BYU 13
Oct. 23, 1999	BYU 29, UNLV 0
Sept. 29, 2001	BYU 35, UNLV 31
Oct. 25, 2003	BYU 27, UNLV 20 (OT)
Nov. 5, 2005	BYU 55, UNLV 14
Dec. 22, 2005	Cal 35, BYU 28
Dec. 21, 2006	BYU 38, Oregon 8
Oct. 13, 2007	BYU 24, UNLV 14







# 2007 PIONEER LAS VEGAS BOWL GAME NOTES

## ALL-TIME SERIES

This will be the ninth meeting between the two Western powers with UCLA having earned a commanding 7-1 advantage. BYU won the first game in 1983 and the Bruins have won seven straight, including 2007's clash at the Rose Bowl. The teams will actually face each other three times in just over 12 months because UCLA is scheduled to travel to Provo on Sept. 13, 2008.

<u>YEAR</u>	<u>RESULT</u>	<u>LOCATION</u>
1983	BYU 37, UCLA 35	Los Angeles
1985	UCLA 27, BYU 24	Provo
1986	UCLA 31, BYU 10	Anaheim (Freedom Bowl)
1991	UCLA 27, BYU 23	Los Angeles
1992	UCLA 17, BYU 10	Provo
1993	UCLA 68, BYU 14	Los Angeles
1995	UCLA 23, BYU 9	Provo
2007	UCLA 27, BYU 17	Los Angeles

## PAC-10 IN THE LAS VEGAS BOWL

Overall, Pac-10 Conference teams have played in the Pioneer Las Vegas Bowl seven times and hold a 4-3 record. The records:

<u>TEAM</u>	<u>REC</u>	<u>PCT</u>	<u>YEARS</u>
Oregon State	1-0	1.000	(2003)
California	1-0	1.000	(2005)
Oregon	1-1	.500	(1997, 2006)
UCLA	1-1	.500	(2002, 2004)
USC	0-1	.000	(2001)



## MWC IN THE LAS VEGAS BOWL



Schools now in the MWC have combined to play in 11 Pioneer Las Vegas Bowl games and hold a 6-5 record, including an impressive 5-3 mark since splitting from the WAC and forming the new league in 1999. The records:

<u>TEAM</u>	<u>REC</u>	<u>PCT</u>	<u>YEARS</u>
UNLV	2-0	1.000	(1994, 2000)
Utah	2-0	1.000	(1999, 2001)
Wyoming	1-0	1.000	(2004)
BYU	1-1	.500	(2005, 2006)
Air Force	0-1	.000	(1997)
San Diego State	0-1	.000	(1998)
New Mexico	0-2	.000	(2002, 2003)

## MWC LEADS IN ALL-TIME WINS

The MWC has sent five teams that went on to win the Pioneer Las Vegas Bowl, which is the most victories of any conference. The records of leagues sending teams:

<u>LEAGUE</u>	<u>REC</u>	<u>PCT</u>	<u>MOST RECENT</u>
MWC	5-3	.625	(2006)
Pac-10	4-3	.571	(2006)
MAC	3-2	.600	(1996)
Big West	3-2	.600	(1996)
ACC	1-0	1.000	(1998)
SEC	0-1	.000	(2000)
WAC	0-3	.000	(1999)

## TROPHIES AWARDED

The Pioneer Las Vegas Bowl Championship Trophy will be awarded to the winning team's head coach at midfield in a ceremony following the game. Voted on by members of the media, The Rossi T. Ralenkotter Most Valuable Player Trophy will be awarded to the selected player at the post-game press conference, which will take place in the interview room located behind the visiting team's (UCLA) locker room.

## LAS VEGAS BOWL FIRSTS

The Pioneer Las Vegas Bowl was home to two major college football firsts. In 1995, Toledo and Nevada played in what was the first-ever overtime game on the Division I-A level. The existing overtime rules were put into affect only for bowl games that season and the Rockets and Wolf Pack were the only teams that needed the extra time in the postseason. OT became standard for all college football games the very next season. In 2002, Katie Hnida of New Mexico became the first woman to play in a Division I-A level game when she entered in the first quarter to attempt an extra point. The attempt, which was low, was blocked by UCLA during the Bruins' 27-13 victory.

## MEDIA CONTACTS

**Mark Wallington**, Pioneer Las Vegas Bowl  
Media Relations Manager  
Office: (702) 895-4472; Cell: (702) 528-6291;  
mark.wallington@unlv.edu

**Bryan Haines**, Pioneer Las Vegas Bowl  
Asst. Media Relations Manager  
Office: (702) 895-3764; Cell: (702) 528-4227;  
bryan.haines@unlv.edu

**Jeff Reynolds**, BYU Football Sports Information Director  
Office: (801) 422-4909; Cell: (801) 372-2080;  
jeff\_reynolds@byu.edu

**Marc Dellins**, UCLA Assoc. AD/Sports Information  
Office: (310) 206-8194; Cell: (310) 413-0181  
mdellins@athletics.ucla.edu





## PIONEER LAS VEGAS BOWL TIMELINE

- **Oct. 17, 2007** -- The newly named Pioneer Las Vegas Bowl sees its allotment of public tickets gone nearly a month earlier than the previous record set in 2006 to mark a third-straight sell-out.
- **Dec. 21, 2006** -- No. 19 BYU, the first MWC champion to play in the game, rolls past Oregon 38-8 before the largest crowd to ever witness a team sporting event in the state of Nevada – 44,615 – thanks to 4,100 temporary bleacher end-zone seats.
- **Dec. 22, 2005** -- Cal defeats BYU 35-28 before a sold-out, then-bowl-record crowd of 40,053, which was the fourth-largest attendance figure in Sam Boyd Stadium history for a sporting event.
- **Aug. 2005** -- Bowl extends its affiliation with both the Pac-10 (fourth- or fifth-place team) and Mountain West conferences (first choice of teams) to meet through the 2009 season.
- **Dec. 23, 2004** -- Wyoming upsets UCLA 24-21 before a then-record in-house crowd of 27,784.
- **Aug. 11, 2004** -- The bowl announces new sponsor Pioneer PureVision in time for the 2004 game.
- **Christmas Eve 2003** -- Game features a record-breaking performance by Oregon State running back Steven Jackson. In the Beavers' 55-14 victory over New Mexico, the Las Vegas native scores five touchdowns to tie the all-time single-game bowl record held by two other players.
- **Christmas Day 2002** -- New Mexico place-kicker Katie Hnida attempts an extra point, which was blocked, and becomes the first woman to ever play in a Division I-A football game.
- **Feb. 2002** -- The Sega Sports Las Vegas Bowl enters into a two-year agreement with the Pac-10 and extends its agreement with the Mountain West for an additional three years.
- **Christmas 2001** -- Played for the first time on Dec. 25, Utah shocks USC 10-6, which garners a TV rating of 4.7 and a 14 share on ABC. Paid attendance is a then-bowl-record 30,894.
- **May 2001** -- ESPN Regional Television (ERT), a subsidiary of ESPN Inc., assumes the ownership and management of the Las Vegas Bowl.
- **Dec. 21, 2000** -- Making its first appearance in the Las Vegas Bowl since 1994, UNLV records a 31-14 victory over Arkansas, the first Southeastern Conference team to play in the game.
- **Dec. 18, 1999** -- EA Sports Las Vegas Bowl features the first bowl meeting between the WAC and the MWC. Two conference co-champions battle with Utah holding off Fresno State 17-16 behind Ute RB Mike Anderson's 254 yards on 34 carries -- the sixth-best rushing total in bowl history.
- **Dec. 20, 1997** -- Las Vegas Bowl VI presented by Reno Air unveils a new format that matches a representative from the WAC against an at-large opponent. The game features an offensive explosion from Oregon, which puts up 583 yards of total offense vs. 21st-ranked Air Force.
- **Dec. 14, 1995** -- Toledo defeats Nevada in Las Vegas Bowl IV to cap an undefeated season. The Rockets post the first-ever overtime victory in Division I-A history by a score of 40-37.
- **1992-96** -- The first five years of the Las Vegas Bowl feature champions of the Mid-American and the Big West conferences. Aside from UNLV's 52-24 lopsided victory over Central Michigan in 1994, the average margin of victory is four points.
- **Dec. 18, 1992** -- The *Los Angeles Times* calls the inaugural Las Vegas Bowl "the most exciting bowl game of the year" as Bowling Green holds on to record a dramatic 35-34 victory over Nevada.





# PIONEER LAS VEGAS BOWL CONTACTS

**TINA KUNZER-MURPHY**

**Executive Director**

OFFICE: (702) 732-3912

EMAIL: [tina.kunzermurphy@espn.com](mailto:tina.kunzermurphy@espn.com)

**MARK WALLINGTON**

**Manager, Media Relations**

OFFICE: (702) 895-4472

CELL: (702) 528-6291

EMAIL: [mark.wallington@unlv.edu](mailto:mark.wallington@unlv.edu)

**BRYAN HAINES**

**Assistant Manager, Media Relations**

OFFICE: (702) 895-3764

CELL: (702) 528-4227

EMAIL: [bryan.haines@unlv.edu](mailto:bryan.haines@unlv.edu)

**SAM BOYD STADIUM**

**OFFICES: (702) 895-4978**

PRESS BOX: (702) 895-1248

PRESS BOX FAX: (702) 895-3058

**THE VENETIAN**

MAIN NUMBER: (702) 414-1000

MEDIA CENTER: Suite 3-328

**PLANET HOLLYWOOD**

MAIN NUMBER: (702) 785-5555

**JEFF REYNOLDS**

**BYU Media Relations**

CELL: (801) 372-2080

EMAIL: [jeff\\_reynolds@byu.edu](mailto:jeff_reynolds@byu.edu)

**MARC DELLINS**

**UCLA Media Relations**

CELL: (310) 413-0181

EMAIL: [mdellins@athletics.ucla.edu](mailto:mdellins@athletics.ucla.edu)

**JAVAN HEDLUND**

**Mountain West Conference Media Relations**

OFFICE: (719) 488-4051

EMAIL: [jhedlund@themwc.com](mailto:jhedlund@themwc.com)

**DAVID HIRSCH**

**Pac-10 Conference Media Relations**

OFFICE: (925) 932-4411

EMAIL: [dhirsch@pac-10.org](mailto:dhirsch@pac-10.org)



## BOWL WEEK DIRECTIONS

### **TO PLANET HOLLYWOOD HOTEL FROM AIRPORT**

From McCarran International Airport, take the Las Vegas exit to get on Swenson Street. Travel on Swenson (UNLV's Thomas & Mack will be on your right) until taking a left onto Flamingo Road. Head to the Strip and turn left on Las Vegas Boulevard. Planet Hollywood will be on the right at 3667 Las Vegas Blvd. South. The hotel's phone number is (702) 785-5555.

### **TO THE VENETIAN FROM AIRPORT**

From McCarran International Airport, take the Las Vegas exit to get on Swenson Street. Travel on Swenson (UNLV's Thomas & Mack will be on your right) until taking a left onto Flamingo Road. Head to the Strip and turn right on Las Vegas Boulevard. The Venetian will be on the right at 3355 Las Vegas Blvd. South. The hotel's phone number is (702) 414-1000.

### **TO SAM BOYD STADIUM FROM PLANET HOLLYWOOD**

Turn right onto the Strip (Las Vegas Blvd.). Turn right onto East Flamingo Road. Head all the way down Flamingo until reaching Boulder Highway and turn right on Boulder. Then turn left (east) onto Russell Road, which leads to the stadium. Enter at Gate 14. Signage will direct you to media parking.

### **TO SAM BOYD STADIUM FROM THE VENETIAN**

Turn left onto the Strip (Las Vegas Blvd.). Turn left onto East Flamingo Road. Head all the way down Flamingo until reaching Boulder Highway and turn right on Boulder. Then turn left (east) onto Russell Road, which leads to the stadium. Enter at Gate 14. Signage will direct you to media parking.

### **TO FREMONT STREET EXPERIENCE (BUFFET BOWL & PEP RALLY)**

From The Venetian, turn left on the Strip (Las Vegas Blvd.), go right onto Flamingo Road. Take Interstate 95 North to downtown and exit on Casino Center. Casino Center will run into the Golden Nugget, which has a parking garage (free with validation at hotel's main cage). From Planet Hollywood, turn right on the Strip (Las Vegas Blvd.), go left onto Flamingo Road. Take Interstate 95 North to downtown and exit on Casino Center. Casino Center will run into the Golden Nugget, which has a parking garage (free with validation at hotel's main cage).

### **TO ESPN ZONE FROM PLANET HOLLYWOOD**

Turn left on the Strip (Las Vegas Blvd.), go right on Tropicana Avenue and New York, New York Hotel – the home of ESPN ZONE -- will immediately be on your right. Complimentary parking is available in the NY-NY garage or at valet, which faces the Strip.

### **TO ESPN ZONE FROM THE VENETIAN**

Turn left on the Strip (Las Vegas Blvd.), go right on Tropicana Avenue and New York, New York Hotel – the home of ESPN ZONE -- will immediately be on your right. Complimentary parking is available in the NY-NY garage or at valet, which faces the Strip.

### **TO SUNRISE CHILDREN'S HOSPITAL FROM PLANET HOLLYWOOD**

Turn right on the Strip (Las Vegas Blvd.) and take a right onto Flamingo Road. Travel Flamingo east and stay left as you reach intersection of Flamingo and Maryland Parkway. Take a left onto Maryland and travel a few blocks until Sunrise Children's Hospital is on your right. Enter Children's Entrance at corner of Maryland and Desert Inn.

### **TO SUNRISE CHILDREN'S HOSPITAL FROM THE VENETIAN**

Turn left on the Strip (Las Vegas Blvd.) and take a left onto Flamingo Road. Travel Flamingo east and stay left as you reach intersection of Flamingo and Maryland Parkway. Take a left onto Maryland and travel a few blocks until Sunrise Children's Hospital is on your right. Enter Children's Entrance at corner of Maryland and Desert Inn.

### **TO LAS VEGAS CONVENTION CENTER FROM THE PLANET HOLLYWOOD**

Turn right on the Strip (Las Vegas Blvd.) and take a right onto Flamingo Road. Travel Flamingo east and then take a left on Paradise Road and travel North. Before reaching Desert Inn Road, the Convention Center will be on your right. Enter between the Renaissance Hotel and the Convention Center South Hall.

### **TO LAS VEGAS CONVENTION CENTER FROM THE VENETIAN**

Turn left on the Strip (Las Vegas Blvd.) and take a left onto Flamingo Road. Travel Flamingo east and then take a left on Paradise Road and travel North. Before reaching Desert Inn Road, the Convention Center will be on your right. Enter between the Renaissance Hotel and the Convention Center South Hall.





## SCHEDULE OF EVENTS

### WEDNESDAY, DECEMBER 19

11:00 am – 12:00 pm	BYU Practice (Post-practice interviews only at approx. Noon; no cameras allowed during practice)	Valley High School
1:00 pm – 3:00 pm	UCLA Practice (Post-practice interviews only; cameras allowed during first 30 minutes of practice)	Rebel Park (UNLV Campus)
Noon – 8:00 pm	Media Center Open	The Venetian (Suite 3-328)
4:00 pm – 6:00 pm	Welcome Reception	ESPN Zone (NY-NY Hotel)
7:00 pm – 9:00 pm	Show Night: KÀ by Cirque du Soliel (Ticket must be purchased by media for entrance)	MGM Grand

### THURSDAY, DECEMBER 20

9:30 am – 10:30 am	Player Hospital Visit	Sunrise Children's Hospital
Noon – 8:00 pm	Media Center Open	The Venetian (Suite 3-328)
11:00 am – 12:00 pm	BYU Practice (Post-practice interviews only at approx. Noon; no cameras allowed during practice)	Valley High School
11:30 am – 3:00 pm	Shopping Spree/Luncheon (Travel Party)	Fashion Show Mall
1:00 pm – 3:00 pm	UCLA Practice (Post-practice interviews only; cameras allowed during first 30 minutes of practice)	Rebel Park (UNLV Campus)
6 pm – 7:00 pm	Pep Rally	Fremont Street Experience
7 pm – 8:00 pm	Outback Buffet Bowl (Players)	Fremont Street Experience

### FRIDAY, DECEMBER 21

9:00 am – 10:30 am	Media Center Open	The Venetian (Suite 3-328)
11:00 am – 11:45 am	Kickoff Media Conference	Las Vegas Convention Center (S227)
Noon – 2:00 pm	Kickoff Luncheon (Ticket Required)	Las Vegas Convention Center (S219-223)
3:30 pm – 5:30 pm	Kids Day (Travel Party)	Shark Reef at Mandalay Bay
4:00 pm – 6:00 pm	Cheer Clinic	Las Vegas Convention Center (S1)
3:00 pm – 5:00 pm	Media Center Open BYU Practice (closed to media) UCLA Practice (closed to media)	The Venetian (Suite 3-328) Valley High School Sam Boyd Stadium

### SATURDAY, DECEMBER 22

12:00 pm – 5:00 pm	Bud Light Pre-Game Tailgate Party	Sam Boyd Stadium
5:07 pm	Kickoff	Sam Boyd Stadium
Following Game	Post-Game Media Conference	Sam Boyd Stadium







## WELCOME RECEPTION

**Wednesday, December 19**

**Pioneer Las Vegas Bowl Welcome Reception at the  
ESPN Zone on the Famed Las Vegas Strip**

**WHO:** **Rob Nice**, Master of Ceremonies  
**Tina Kunzer-Murphy**, Pioneer Las Vegas Bowl Executive Director  
**Dana Escamilla**, Pioneer Electronics  
**Bronco Mendenhall**, BYU Head Coach  
**The BYU Cougars Football Team**  
**DeWayne Walker**, UCLA Head Coach  
**The UCLA Bruins Football Team**

**WHAT:** The first official event of Bowl Week will bring BYU and UCLA together at the ESPN Zone for team demonstrations such as a Vegas Idol singing exhibition and a pie-eating contest.

The first **30 minutes** of the Welcome Reception will be held directly outside of the ESPN Zone on the Las Vegas Strip. Afterward, the teams will enjoy food and video games in the upstairs area at the ESPN Zone before heading across the street for the 7 p.m. performance of KÅ by Cirque du Soleil at the MGM Grand.

**WHERE:** ESPN Zone – 3790 S. Las Vegas Blvd. South  
Located on the “Strip” inside the New York-New York

**WHEN:** Wednesday, December 19, 2007  
4 p.m. - 6 p.m. (PST)

**All guests are asked to park in the main valet area at the New York-New York.**

**FOR INFORMATION CONTACT:**

Mark Wallington, cell: (702) 528-6291 – email: mark.wallington@unlv.edu





# SUNRISE CHILDREN'S HOSPITAL VISIT

**Thursday, December 20**

**Pioneer Las Vegas Bowl Football Players to Visit Pediatric Patients at Sunrise Children's Hospital**

**WHEN:** 9:30-10:30 a.m., Thursday, December 20, 2007  
(Players will arrive at the hospital at 9:25 a.m.)

**WHERE:** Sunrise Children's Hospital (3186 S. Maryland Parkway)

**WHO:** Pediatric patients at Sunrise Children's Hospital  
Select players from UCLA and BYU

**WHY:** Five players from both UCLA and BYU will visit pediatric patients at Sunrise Children's Hospital as part of the Pioneer Las Vegas Bowl pre-game activities and to give back to the Las Vegas community hosting them.

Football players will give the children various team memorabilia.

**All members of the media are asked to enter the hospital on Sunrise Hospital Drive off of Maryland Parkway. Meet at the South Entrance (faces Desert Inn Road off of Maryland), which is the Children's Entrance to the hospital.**

**FOR INFORMATION CONTACT:**

Mark Wallington, cell: (702) 528-6291 – email: mark.wallington@unlv.edu



# PEP RALLY AND OUTBACK BUFFET BOWL

**Thursday, December 20**

**Pioneer Las Vegas Bowl  
Pep Rally and Outback Buffet Bowl**

**WHO:** **Rob Nice**, Master of Ceremonies  
The **UCLA Bruins** and **BYU Cougars**  
**DeWayne Walker**, UCLA Head Coach  
**Bronco Mendenhall**, BYU Head Coach

**WHAT:** Beginning at 6 p.m., **BYU** and **UCLA** cheerleaders, bands and mascots will lead loyal fans in traditional school spirit during the **Pioneer Las Vegas Bowl Pep Rally**.

Following the Pep Rally, players from **UCLA** and **BYU** will engage in the ultimate Las Vegas buffet. Outback Steakhouse sponsors this unforgettable event.

**WHERE:** Fremont Street Experience  
Downtown Las Vegas

**WHEN:** Thursday, December 20, 2007  
Pep Rally – 6 p.m. at the **3rd Street Intersection**  
Outback Buffet Bowl – 7 p.m. at the **1st Street Intersection**

**FOR INFORMATION CONTACT:**

Mark Wallington, cell: (702) 528-6291 – email: [mark.wallington@unlv.edu](mailto:mark.wallington@unlv.edu)





# KICKOFF MEDIA CONFERENCE & LUNCHEON

**Friday, December 21**

**Pioneer Las Vegas Bowl  
Kickoff Media Conference & Luncheon**

- WHO:** **BYU** players and coaches  
**UCLA** players and coaches
- WHAT:** Bowl Week continues with a final, formal media interview opportunity at the Kickoff Media Conference, which is followed by a Kickoff Luncheon. The luncheon is open to football fans, bowl sponsors and community supporters.
- WHERE:** Las Vegas Convention Center
- WHEN:** Friday, December 21, 2007  
Kickoff Media Conference (S 227) 11 – 11:45 a.m.
- BYU:** Head Coach **Bronco Mendenhall**  
Wide Receiver **Matt Allen**  
Linebacker **Kelly Poppinga**
- UCLA:** Interim Head Coach **DeWayne Walker**  
Wide Receiver **Brandon Breazell**  
Safety **Dennis Keyes**
- Kickoff Luncheon (S 219-223) Noon – 2:00 p.m.
- TICKETS:** Tickets for the Pioneer Las Vegas Bowl Kickoff Luncheon are \$35 and can be purchased at the door.

**FOR INFORMATION CONTACT:**

Mark Wallington, cell: (702) 528-6291 – email: mark.wallington@unlv.edu





# GAMEDAY TIMELINE

## Saturday, December 22

<b>TIME (PT)</b>	<b>DEC. 22 EVENT AT SAM BOYD STADIUM</b>
<b>11:00 am</b>	Stadium Parking Lots Open
<b>12:00 pm</b>	Will-Call Window Opens at South End Zone Ticket Office
<b>3:00 pm</b>	Pre-Game Meal Begins on Press Level
<b>3:30 pm</b>	Sam Boyd Stadium Gates Open to Fans
<b>4:54 pm</b>	“America the Beautiful” sung by Mr. Brent Barrett of the Venetian’s “Phantom - The Las Vegas Spectacular”
<b>4:56 pm</b>	“Star Spangled Banner” sung by Ms. Loren Nelson, 2007 Miss America
<b>4:58 pm</b>	U.S. Air Force Fly-Over by two F-15E Strike Eagles
<b>5:03 pm</b>	UCLA Bruins take the field
<b>5:04 pm</b>	BYU Cougars take the field
<b>5:05 pm</b>	Official Coin Toss at midfield
<b>5:07 pm</b>	Kickoff (Possible to move as late as 5:12 pm depending on ESPN)
<b>4th Quarter</b>	Working Media Cast Votes for Rossi T. Ralenkotter MVP Award
<b>Post-Game</b>	Pioneer Las Vegas Bowl Championship Trophy presented on the field immediately following the game.

Following a 10-minute cooling-off period, post-game interviews will take place in the media room attached to the back of the UCLA locker room (underneath the North End Zone Scoreboard).

- Coach of losing team and select player(s) enter media room to address media.
- Coach of winning team and select player(s) enter media room to address media.
- Presentation of Rossi T. Ralenkotter MVP Award in media room.

All additional interviews with both teams will be done outside of their respective locker rooms. Please see each team’s sports information staff for assistance.





# PIONEER LAS VEGAS BOWL MEDIA GUIDELINES

## CREDENTIAL REQUESTS

All credential requests for the Pioneer Las Vegas Bowl are now handled online at [www.lvbowl.com](http://www.lvbowl.com). The deadline for all requests was December 15, 2007.

## CREDENTIAL POLICIES

Media credentials for the Pioneer Las Vegas Bowl are issued in accordance with the following priority guidelines:

1. Media agencies that cover the participating teams on a regular basis as verified by the participating schools' sports information directors
2. Media agencies from the Southern Nevada area that regularly cover Pioneer Las Vegas Bowl activities
3. National sports media agencies
4. Official daily school newspapers of participating schools as space permits
5. Television stations with a full-time sports director
6. Radio stations with a full-time sports director conducting daily sports talk shows
7. Student or campus publications/broadcasts representing the two participating schools (yearbook, radio station, alumni magazine, etc.). Maximum of one press box credential and one photo/TV credential

Credentials will not be issued to TV or photographer assistants or grips.

## CREDENTIAL INFORMATION

Media/Photo credentials will not be mailed in advance, but will be available for pick-up at the Pioneer Las Vegas Bowl Media Center located at The Venetian Hotel (Suite 3-328) beginning Wednesday, Dec. 19 (see schedule on page 15). Individuals with valid I.D. may claim all passes issued to his/her media organization. Lost or misplaced credentials will not be replaced. All media credentials remain property of the Pioneer Las Vegas Bowl and must be surrendered upon request.

Working media members who have not picked up their credentials by 10:30 a.m. on Friday, Dec. 21 may do so at the Kickoff Media Conference, which precedes the Kickoff Luncheon at the Las Vegas Convention Center on Dec. 21. Any credentials not picked by the end of the luncheon or from the Media Center by 5 p.m. PT on Friday (Dec. 21) will be transported to Sam Boyd Stadium and be available on game day at the Will-Call Window located at the South entrance. The Will-Call Window will be open from 12:00 pm until the start of the third quarter.

Acceptance of credentials constitutes agreement by the bearer and his/her media organization to abide by the conditions as prescribed by the Pioneer Las Vegas Bowl.



# PIONEER LAS VEGAS BOWL MEDIA INFORMATION

## OFFICIAL MEDIA HEADQUARTERS

The Pioneer Las Vegas Bowl Media Center will be located in Suite No. 3-328 at The Venetian Hotel. Media Center hours of operation are as follows:

**Wednesday, December 19 -- 12:00 pm – 8:00 pm**

**Thursday, December 20 -- 12:00 pm – 8:00 pm**

**Friday, December 21 -- 9:00 am–10:30 am and 3:00-5:00 pm (Closed from 10:30-3:00)**

The Media Center will be equipped with Wireless Internet Access. There will be workstations available and ample electrical power for computers and other electrical equipment.

## MEDIA HOTEL

The Venetian Hotel is the Official Media Headquarters of the 2007 Pioneer Las Vegas Bowl along with the UCLA Travel Party and is pleased to offer a media room rate of \$139.00 plus tax starting on Wednesday, Dec. 19 through Saturday, Dec. 22.

Media are responsible for their own hotel reservations. To make your reservations, call the Venetian at 1-866-659-9659 and reference the Pioneer Las Vegas Bowl Media Block with the CODE XLVBLB. Room rates and reservations are subject to space availability.

Any media wishing to stay at the Planet Hollywood, which is the new headquarters for the Mountain West Conference and the BYU Travel Party, can make their reservations for a media rate of \$119.00 plus tax, by calling 1-866-919-7472.

## PRESS BOX

Entrance into the Sam Boyd Stadium Wells Fargo Tower press box is by credential only for the news media and press box staff. The press box will be open to the media approximately three hours before kickoff (2 p.m.). Press releases, statistics, press guides and flip cards will be available. A pre-game meal will be served only to accredited media approximately two hours prior to kick-off (3 p.m.), with snacks served at halftime. Beverages will be available throughout the game. Seating charts will be posted in the elevators and throughout the press box.

Per NCAA and College Football Writers Association of America guidelines, the press box is a working area and cheering or excessive noise will not be tolerated. Unprofessional behavior will result in the confiscation of working press credentials and stadium security personnel will direct any violators to the exit.

## TV SATELLITE TRUCK PARKING

Parking places adjacent to Sam Boyd Stadium for satellite trucks are limited. Please contact Jeff Chalfant at (702) 895-4974 to reserve a parking location on a first-come, first-served basis.





# PIONEER LAS VEGAS BOWL MEDIA INFORMATION

## STADIUM TELEPHONE & INTERNET

The press box is equipped with complimentary Wireless Internet Access, and a number of long distance-restricted courtesy phones will be available on game day, which will be assigned on a first-come, first-served basis at your assigned seat. Media outlets wishing to reserve and guarantee exclusive phone service can also purchase a line by calling Sam Boyd Stadium's Mark Horn at (702) 895-1742.

## PHOTOGRAPHERS/VIDEOGRAPHERS

Pioneer Las Vegas Bowl credentials must be visible at all times. Bowl organizers will adhere to the NCAA's sideline control policy, which states that:

*Sideline photographers are restricted outside the 25-yard lines in the areas designated and are reminded to stay behind the dotted restraining line around the field. No media personnel, including journalists, radio and television personnel or their equipment, shall be in the team area or coaching box.*

The photo/video deck is located on the roof of the Wells Fargo Tower at Sam Boyd Stadium, which can be reached by only one of the two stadium elevators.

## LOCKER ROOM/PRACTICE POLICIES

Throughout bowl week, working press must adhere to the policies established by each participating school regarding access to players and coaches. The sports information directors from the participating schools will determine if the locker rooms are open or closed.

## POST-GAME INTERVIEWS

Following a 10-minute cooling-off period, post-game interviews will take place in a designated room located under the scoreboard and attached to the back of the Visiting Team (UCLA) locker room. Only individuals displaying proper credentials will be permitted in the interview area. Security will be posted in these locations and will not allow anyone to obstruct entrances.

The losing coach and selected/requested players will speak and answer questions first, followed by the winning coach and players. The game's Rossi T. Ralenkotter Most Valuable Player, which is voted on by working media, will be announced and the trophy will be awarded during the post-game session.

## POST-GAME STAT BOOKS AND QUOTES

Quote sheets from coaches and players attending the post-game interviews will be available to the media following the post-game press conference in the main press box area. Complete statistical books and game notes will be available in the main press box area.

## MEDIA STAFF CONTACTS

**Mark Wallington**, Media Relations Manager

Office: (702) 895-4472

E-mail: mark.wallington@unlv.edu

Cell phone: (702) 528-6291

**Bryan Haines**, Asst. Media Relations Manager

Office: (702) 895-3764

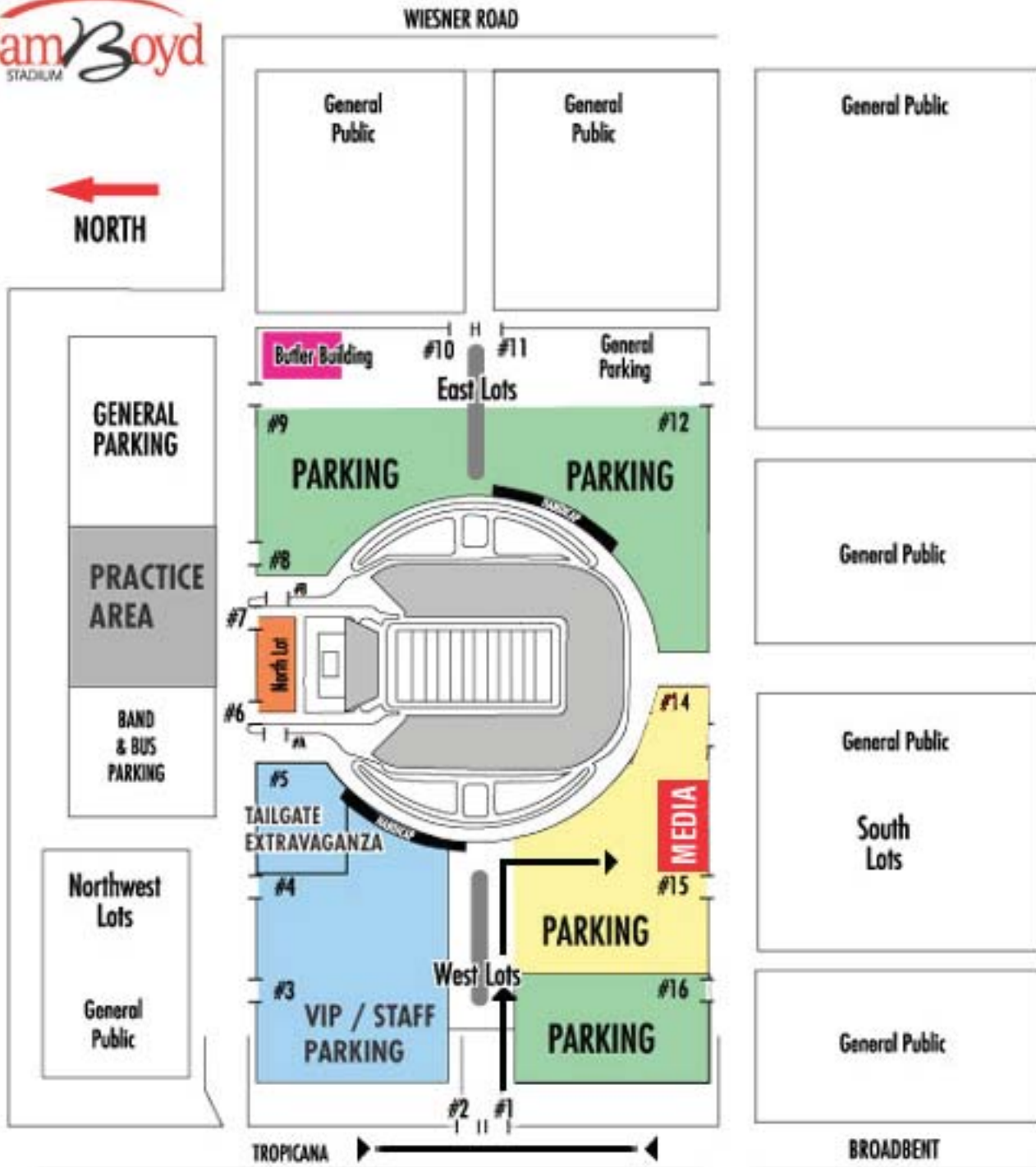
E-mail: bryan.haines@unlv.edu

Cell phone: (702) 528-4227





# LAS VEGAS BOWL MEDIA PARKING MAP

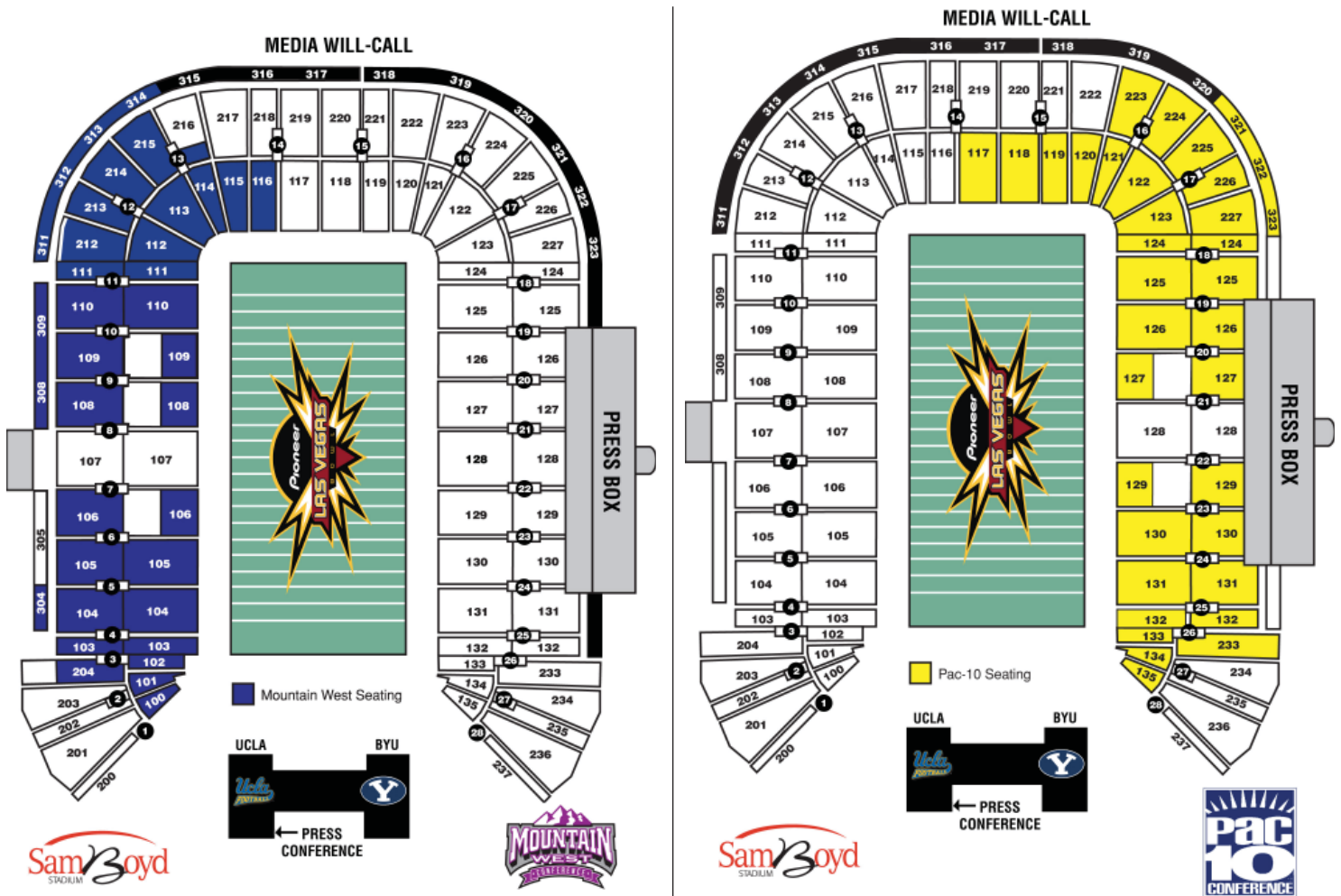


## Media Enter Gate #1



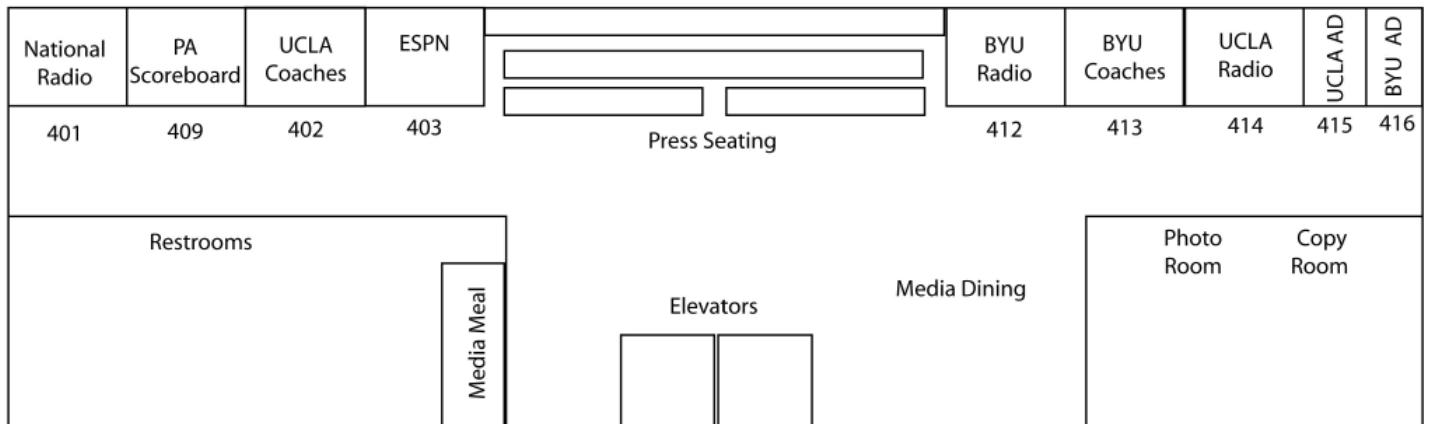


# SAM BOYD STADIUM LAYOUT



## PRESS BOX LAYOUT

Field



# WELLS FARGO TOWER





## 2007-08 BOWL SCHEDULE

### DECEMBER 20, 2007

San Diego County Credit Union Poinsettia  
Utah vs. Navy  
6 p.m. ESPN HD

### DECEMBER 21, 2007

R+L Carriers New Orleans Bowl  
Memphis vs. Florida Atlantic  
6 p.m. ESPN2 HD

### DECEMBER 22, 2007

Papajohns.com Bowl  
Southern Miss vs. Cincinnati  
10 a.m. ESPN2 HD

### DECEMBER 22, 2007

New Mexico Bowl  
Nevada vs. New Mexico  
1:30 p.m. ESPN HD

### DECEMBER 22, 2007

Pioneer Las Vegas Bowl  
UCLA vs. BYU  
5 p.m. ESPN HD

### DECEMBER 23, 2007

Sheraton Hawaii Bowl  
Boise State vs. East Carolina  
5 p.m. ESPN

### DECEMBER 26, 2007

Motor City Bowl  
Purdue vs. Central Michigan  
4:30 p.m. ESPN HD

### DECEMBER 27, 2007

Pacific Life Holiday Bowl  
Arizona State vs. Texas  
5 p.m. ESPN HD

### DECEMBER 28, 2007

Champs Sports Bowl  
Boston College vs. Michigan State  
2 p.m. ESPN HD

### DECEMBER 28, 2007

Texas Bowl  
TCU vs. Houston  
5 p.m. NFL Network

### DECEMBER 28, 2007

Emerald Bowl  
Maryland vs. Oregon State  
5:30 p.m. ESPN HD

### DECEMBER 29, 2007

Meineke Car Care Bowl  
UConn vs. Wake Forest  
10 a.m. ESPN HD

### DECEMBER 29, 2007

AutoZone Liberty Bowl  
UCF vs. Mississippi State  
1:30 p.m. ESPN HD

### DECEMBER 29, 2007

Valero Alamo Bowl  
Penn State vs. Texas A&M  
5 p.m. ESPN HD

### DECEMBER 30, 2007

PetroSun Independence Bowl  
Alabama vs. Colorado  
5 p.m. ESPN HD

### DECEMBER 31, 2007

Bell Helicopter Armed Forces Bowl  
California vs. Air Force  
9:30 a.m. ESPN

### DECEMBER 31, 2007

Roady's Humanitarian Bowl  
Georgia Tech vs. Fresno State  
11 a.m. ESPN2

### DECEMBER 31, 2007

Brut Sun Bowl  
South Florida vs. Oregon  
11 a.m. CBS

### DECEMBER 31, 2007

Gaylord Hotels Music City Bowl  
Kentucky vs. Florida State  
1 p.m. ESPN HD

### DECEMBER 31, 2007

Insight Bowl  
Indiana vs. Oklahoma State  
3 p.m. NFL Network

### DECEMBER 31, 2007

Chick-fil-A Bowl  
Clemson vs. Auburn  
4:30 p.m. ESPN HD

### All Game Times Pacific

### JANUARY 1, 2008

Outback Bowl  
Wisconsin vs. Tennessee  
8 a.m. ESPN HD

### JANUARY 1, 2008

AT&T Cotton Bowl  
Missouri vs. Arkansas  
8:30 a.m. FOX

### JANUARY 1, 2008

Konica Minolta Gator Bowl  
Texas Tech vs. Virginia  
10 a.m. CBS

### JANUARY 1, 2008

Capital One Bowl  
Michigan vs. Florida  
10 a.m. ABC HD

### JANUARY 1, 2008

Rose Bowl presented by Citi  
Illinois vs. USC  
1:30 p.m. ABC HD

### JANUARY 1, 2008

Allstate Sugar Bowl  
Hawaii vs. Georgia  
5:30 p.m. FOX

### JANUARY 2, 2008

Tostitos Fiesta Bowl  
Oklahoma vs. West Virginia  
5 p.m. FOX

### JANUARY 3, 2008

FedEx Orange Bowl  
Virginia Tech vs. Kansas  
5 p.m. FOX

### JANUARY 5, 2008

International Bowl  
Rutgers vs. Ball State Toronto  
9 a.m. ESPN2 HD

### JANUARY 6, 2008

GMAC Bowl  
Bowling Green vs. Tulsa  
5 p.m. ESPN HD

### JANUARY 7, 2008

Allstate BCS Championship Game  
LSU vs. Ohio State  
5 p.m. FOX







## UCLA INTERIM HEAD COACH DeWAYNE WALKER



DeWAYNE WALKER  
INTERIM HEAD COACH/  
DEFENSIVE COORDINATOR

DeWayne Walker will serve as interim head coach for the 2007 Pioneer Las Vegas Bowl. Walker, who, prior to coming to UCLA, had excelled at coaching defense for three different organizations in the National Football League, is in his second season as UCLA's defensive coordinator and cornerbacks coach.

This season, UCLA again ranked among the national leaders in several defensive categories. The Bruins are 25th in rushing defense (115.42 yards per game), 26th in pass efficiency defense (113.85), 33rd in scoring defense (22.75 points) and 34th in total defense (349.75 yards). UCLA is also tied for third nationally in third down conversion defense (28.6%).

Last season, the Bruins ranked among the national leaders in rushing defense (tied for ninth in the NCAA and tied for first in the Pac-10 with 91.08 yards per game) and total defense (33rd nationally at 304.83) and allowed almost half as many touchdowns (27) as the previous year (48). UCLA allowed 91.1 yards per game, 2.83 yards per rush and just nine touchdowns on the ground. The 91.1 rushing yards per game allowed was UCLA's lowest total since 1985. The Bruin defense also ranked fifth nationally in third-down conversion defense (28.4%).

Walker joined the Bruins from the Washington Redskins, where he had coached the secondary, specifically the cornerbacks, the previous two seasons (2004-05) under head coach Joe Gibbs and highly-respected defensive coordinator Gregg Williams. In 2005, the Redskins won 10 of 16 regular-season games, including their final five straight, to earn a wild-card berth in the playoffs. Washington defeated Tampa Bay on the road before dropping a 20-10 decision to the NFC champion Seattle Seahawks on the road.

The Redskins ranked No. 1 among the NFL's 32 teams in lowest opponent passing percentage (54.4%). In addition, they also ranked second (tied) in fewest

touchdown passes allowed (15), 10th in pass defense (192.6 yards) and 14th (tied) in interceptions (16). Walker played a key role in the development of rookie cornerback Carlos Rogers and the continued fine play of Shawn Springs. In 2004, his first year in Washington, he coached Springs to a solid year. Springs became the first cornerback in NFL history to lead his team in sacks (five) and interceptions (six) in the same season and finished the year with 69 tackles. He also tutored veteran Walt Harris and Fred Smoot in that first year.

Walker spent the previous two seasons (2002-03) as secondary coach of the New York Giants under coordinator Johnnie Lynn, a former Bruin. Prior to joining the Giants, Walker spent the 2001 season as associate head coach/secondary coach at USC under Pete Carroll and was the first staff member hired by Carroll. That season, the Trojans ranked seventh nationally with 19 interceptions and also ranked 16th nationally in pass defense (179.2 yards) and 16th (tied) in fewest touchdown passes allowed (11).

He also served as secondary coach of the New England Patriots for three seasons, the first two (1998 and 1999) under Carroll and the third (2000) under Bill Belichick. During his tenure with the Patriots, defensive backs Ty Law and Lawyer Milloy each earned trips to the Pro Bowl. Walker began his coaching career at Mt. San Antonio College (1988-92), serving as secondary coach for four seasons before becoming defensive coordinator in 1992. He then gained valuable experience by coaching at Utah State (1993), BYU (1994), Oklahoma State (1995) and California (1996-1997) before moving to the Patriots. At California, he tutored future NFL defensive backs Kato Serwanga and Marquis Smith.

He also participated in the NFL's minority coaching internship program, working with the San Francisco 49ers in 1996 and the Patriots in 1997. A former cornerback himself, Walker played three seasons professionally – one in the CFL (Edmonton Eskimos in 1982) and two in the USFL (Oakland Invaders in 1984 and Arizona Outlaws in 1985). In college, he was a two-year starter at Minnesota (1980-81) after playing at Pasadena City College for two years. Walker earned his bachelor's degree from Regents College.

### PERSONAL:

**Education:** Bachelor's in Liberal Arts from Regents College in Albany, NY, 1992 (attended Minnesota, 1980-82)

At UCLA: Second year (joined the staff in January of 2006)

**Born:** December 3, 1960

**Family:** DeWayne and his wife, Zan, have two daughters (Keshia and Kendra) and one son (Kevan).







# UCLA BRUINS NUMERICAL ROSTER

NO	NAME	POS	HGT	WGT	AGE	DOB	YR	EXP	HOMETOWN	HIGH SCHOOL/LAST SCHOOL
1	Breazell, Brandon	WR	6-0	162	21	06/12/86	Sr.	3V	Fresno, CA	Edison
1	Verner, Alterraun	CB	5-11	178	18	12/13/88	So.	1V	Carson, CA	Mayfair
2	Graves, Ryan	WR	6-1	166	21	07/22/86	Jr.	3V	Altadena, CA	Muir
3	Van, Rodney	CB	6-0	175	21	06/08/86	Sr.	3V	Long Beach, CA	Poly
4	Austin, Terrence	WR	5-10	164	19	08/25/88	So.	1V	Long Beach, CA	Poly
6	Turner, Jamil	WR	6-1	199	20	01/07/87	So.	2V	Graham, WA	Bethel
7	Olson, Ben	QB	6-4	227	24	02/28/83	Jr.	2V	Thousand Oaks, CA	Thousand Oaks/BYU
8	Oatis, Shawn	LB	6-0	218	20	02/09/87	So.	2V	Chino, CA	Chino
11	Keyes, Dennis	FS	6-2	199	22	03/26/85	Sr.	4V	Canoga Park, CA	Birmingham
11	Rasshan, Osaar	QB	6-4	216	20	01/09/87	So.	2V	Pomona, CA	Garey
12	Cowan, Patrick	QB	6-5	220	21	03/23/86	Jr.	3V	Pico Rivera, CA	St. John Bosco
12	Hale, John	LB	6-4	226	20	04/06/87	Jr.	2V	Seal Beach, CA	Los Alamitos
14	Horton, Chris	SS	6-1	216	22	12/29/84	Sr.	4V	New Orleans, LA	De La Salle
14	Bethel-Thompson, McLeod	QB	6-4	224	19	07/03/88	Fr.	1V	San Francisco, CA	Balboa
15	Forbath, Kai	PK	6-0	193	19	09/02/87	Fr.	1V	Pacific Palisades, CA	Notre Dame
17	Perez, Aaron	P	6-4	223	21	08/28/86	Jr.	3V	Pomona, CA	Charter Oak
18	Slater, Matthew	FS	6-0	198	21	09/09/85	Sr.	4V	Orange, CA	Servite
19	Johnson, Dominique	WR	6-3	209	19	03/04/88	Fr.	1V	Moreno Valley, CA	Valley View
21	Sheppard, Craig	TB	6-1	190	20	12/28/86	So.	1V	San Marcos, CA	San Pasqual
22	Norris, Michael	CB	5-9	180	20	09/12/86	Jr.	3V	Oakland, CA	Skyline
23	Brown, Trey	CB	5-9	189	22	03/01/85	Sr.	4V	Overland Park, KS	Blue Valley NW
23	Fareed, Justin	TB	5-10	198	19	05/26/88	Fr.	1V	Santa Barbara, CA	Santa Barbara
24	Ramirez, Christian	TB	6-3	206	19	08/06/88	So.	1V	El Centro, CA	Imperial
24	Carew, Ryan	TB	5-10	205	21	12/16/85	So.	2V	Sylmar, CA	Verdugo Hills
25	Lockett, Bret	SS	6-2	209	20	10/07/86	Jr.	2V	Diamond Bar, CA	Diamond Bar
26	Cowan, Joe	WR	6-4	219	22	09/15/84	Sr.	4V	Pico Rivera, CA	St. John Bosco
26	Angelo, Mike	FS	6-1	196	21	05/05/86	So.	2V	Newport Beach, CA	Santa Margarita
27	Ware, Aaron	FS	6-0	193	20	10/14/86	So.	2V	Santa Monica, CA	Oaks Christian
28	Markey, Chris	TB	5-10	210	21	09/23/85	Sr.	3V	Luling, LA	Jesuit
28	Caldwell, Matt	CB	6-3	185	20	01/01/87	So.	2V	San Diego, CA	Helix
30	Meadows, Chris	WR	5-11	180	21	06/23/86	Jr.	1V	Redondo Beach, CA	Redondo Union HS/ West LA JC
31	Theriot, Trevor	FB	6-0	229	20	12/29/86	So.	2V	Newport Beach, CA	Newport Harbor
31	Rubio, Garrett	DB	5-9	188	19	02/03/88	Fr.	1V	Mission Viejo, CA	Mission Viejo
32	Pitre, Michael	FB	5-11	226	22	01/03/85	Sr.	4V	Anaheim, CA	El Modena
33	Taylor, Christian	LB	6-1	220	22	03/26/85	Sr.	3V	Salinas, CA	Salinas/Air Force Academy
35	Culver, Matt	SS	6-2	200	22	10/13/84	Jr.	1V	Kailua, HI	Grossmont College/Punahou
37	Rotstein, Jimmy	PK	5-11	166	20	12/22/86	So.	2V	Los Angeles, CA	Brentwood School
39	Lombard, Kenneth	DE	6-2	230	21	01/31/86	Jr.	3V	Los Angeles, CA	St. John Bosco
39	Rees, Danny	P	6-3	178	19	05/17/88	Fr.	1V	Lake Bluff, IL	Lake Forest
41	Rush, Dylan	FB	6-4	247	20	05/27/87	Fr.	1V	Naalehu, HI	Konawaena HS/ Kau HS
42	Moline, Chane	RB	6-1	225	20	07/23/87	So.	1V	San Juan Capistrano, CA	Mission Viejo
42	Whittington, Aaron	LB	6-2	215	22	08/15/85	Sr.	4V	St. Louis, MO	Hazelwood East
44	Davis, Bruce	DE	6-3	234	21	09/02/85	Sr.	4V	Houston, TX	Clear Creek
45	Umodu, Tobi	LB	6-0	231	19	05/01/88	Fr.	1V	West Covina, CA	South Hills
46	Moline, Chad	FB	6-0	228	23	08/21/84	Sr.	2V	San Juan Capistrano, CA	Mission Viejo/Saddleback College
47	Anyanwu, Chinonso	DE	6-4	219	20	08/20/87	So.	2V	Los Angeles, CA	Crenshaw
48	Snead, William	TE	6-5	238	22	05/04/85	Sr.	4V	Oakland, CA	Skyline
49	Holmes, Fred	FB	6-2	231	21	11/06/85	Sr.	3V	Kenner, LA	John Curtis Christian
50	Meyer, Aaron	C	6-1	283	21	06/18/85	Jr.	3V	Luling, LA	John Curtis Christian
51	Carter, Reggie	LB	6-1	220	20	06/16/87	So.	2V	Los Angeles, CA	Crenshaw
51	Skaggs, Nathaniel	OL	6-4	299	21	11/03/85	Jr.	3V	San Diego, CA	Rancho Bernardo
52	Ward, Jess	DT	6-4	287	20	12/22/86	So.	2V	Running Springs, CA	Rim of the World
52	Yount, Christian	LS	6-1	240	19	07/08/88	Fr.	HS	Coto de Caza, CA	Tesoro
53	Edwards, Joshua	LB	6-1	223	21	12/20/85	Jr.	1V	Spring Valley, CA	Monte Vista/ UC Davis
54	Bosworth, Kyle	LB	6-1	222	20	11/21/86	Jr.	2V	Plano, TX	West
55	Bosworth, Corey	DE	6-1	233	20	11/21/86	So.	2V	Plano, TX	West
55	Tevaga, Sonny	OG	6-3	323	19	06/22/88	Fr.	1V	Paramount, CA	Dominguez
56	Blake, Tom	DE	6-4	263	21	06/16/86	Jr.	1V	Palo Alto, CA	Gunn HS / UC Davis
57	Dean, Jake	OG	6-4	285	19	06/30/88	Fr.	1V	Palmdale, CA	Paraclete
58	Reed, Micah	OG	6-4	307	21	06/15/86	Jr.	3V	Ojai, CA	Nardhoff
60	Joseph, Chris	C	6-5	287	20	12/20/86	Sr.	3V	Solvang, CA	Santa Ynez Valley Union
61	Keane, Andy	C	6-2	269	19	01/12/88	Fr.	1V	Palm Springs, CA	Palm Springs
64	Rubinstein, Brian	LS	6-0	259	22	11/15/84	Sr.	4V	Yorba Linda, CA	Esperanza
67	Irvin, P.J.	OG	6-5	308	22	01/01/85	Sr.	4V	Agoura Hills, CA	Agoura
68	Abraham, Brian	OT	6-6	298	21	05/30/86	Sr.	3V	Alta Loma, CA	Rancho Cucamonga
69	Bennett, Brandon	OG	6-4	318	19	03/02/88	Fr.	1V	Azusa, CA	Bishop Amat
71	Tevaga, Shannon	OG	6-2	316	20	10/29/86	Sr.	3V	Paramount, CA	La Mirada
72	Sheller, Sean	OT	6-5	271	20	07/05/87	Fr.	1V	Walnut, CA	Walnut
73	Kia, Micah	OT	6-6	303	19	06/11/88	So.	1V	Millilani, HI	Millilani
74	Sutherland, Noah	OL	6-4	295	22	04/09/85	Sr.	4V	Virginia Beach, VA	Kellam
75	Brown, Kevin	DT	6-3	294	22	07/08/85	Sr.	4V	Los Angeles, CA	Poly
75	Ekbatani, Nick	OG	6-4	287	20	06/24/87	Jr.	1V	Torrance, CA	South/L.A. Harbor College
78	Lanis, Aleksey	OT	6-5	319	21	04/18/86	So.	2V	Los Angeles, CA	Crenshaw
83	Heater, Adam	TE	6-5	250	21	06/27/86	So.	2V	Snohomish, WA	Snohomish
85	Carter, David	DT	6-5	259	19	12/10/87	Fr.	1V	Fontana, CA	Kaiser
86	Paulsen, Logan	TE	6-6	252	20	02/26/87	Jr.	2V	West Hills, CA	Chaminade
87	Holland, Tyler	TE	6-4	240	21	03/15/86	Jr.	3V	Portola Valley, CA	Sacred Heart
90	Siewierski, Jerzy	DT	6-2	290	19	10/12/87	So.	1V	Sparks, NV	Reed
91	Stokes, Reginald	DE	6-3	251	19	12/23/87	Fr.	1V	Montgomery, AL	Carver
92	Price, Brian	DT	6-1	295	18	04/10/89	Fr.	HS	Gardena, CA	Crenshaw
92	Martin, Travis	TE	6-3	243	21	07/17/86	Jr.	3V	Los Altos, CA	St. Francis
96	Dragovic, Nikola	DE	6-4	263	22	06/09/85	Sr.	4V	Vista, CA	Rancho Buena Vista
97	Savage, Darius	OL	6-4	325	19	01/18/88	Fr.	1V	San Diego, CA	Morse
99	Glicksberg, Scott	TE	6-4	257	20	09/02/86	Jr.	3V	San Jose, CA	Leland





# THE PAC-10 CONFERENCE

## 2007 ALL-PAC-10 CONFERENCE SELECTIONS



THOMAS C. HANSEN  
PAC-10 COMMISSIONER

### PAC-10 STANDINGS

Team	Pac-10	Overall
USC	7-2	10-2
Arizona State	7-2	10-2
Oregon State	6-3	8-4
<b>UCLA</b>	<b>5-4</b>	<b>6-6</b>
Oregon	5-4	8-4
Arizona	4-5	5-7
Washington State	3-6	5-7
Stanford	3-6	4-8
California	3-6	6-6
Washington	2-7	4-9

### 2006-07 PAC-10 CONFERENCE BOWL MATCHUPS

#### DECEMBER 22, 2007

Pioneer Las Vegas  
UCLA vs. BYU  
5 p.m. ESPN HD

#### DECEMBER 27, 2007

Pacific Life Holiday Bowl  
Arizona State vs. Texas  
5 p.m. ESPN HD

#### DECEMBER 28, 2007

Emerald Bowl  
Maryland vs. Oregon State  
5:30 p.m. ESPN HD

#### DECEMBER 31, 2007

Bell Helicopter Armed Forces Bowl  
California vs. Air Force  
9:30 a.m. ESPN

#### DECEMBER 31, 2007

Brut Sun Bowl  
South Florida vs. Oregon  
11 a.m. CBS

#### JANUARY 1, 2008

Rose Bowl presented by Citi  
Illinois vs. USC  
1:30 p.m. ABC HD

### FIRST TEAM OFFENSE

QB Dennis Dixon, Sr., Oregon  
RB Jonathan Stewart, Jr., Oregon  
RB Justin Forsett, Sr., California  
WR Mike Thomas, Jr., Arizona  
WR Brandon Gibson, Jr., Washington State  
TE Fred Davis, Sr., USC  
OL Alex Mack, Jr., California  
OL Max Unger, Jr., Oregon  
OL Chilo Rachel, Jr., USC  
OL Roy Schuening, Sr., Oregon State  
OL Sam Baker, Sr., USC  
OL Mike Pollack, Sr., Arizona State

### FIRST TEAM DEFENSE

DL Sedrick Ellis, Sr., USC  
DL Lawrence Jackson, Sr., USC  
DL Nick Reed, Jr., Oregon  
DL Dorain Smith, Sr., Oregon State  
LB Spencer Larsen, Sr., Arizona  
LB Keith Rivers, Sr., USC  
LB Robert James, Sr., Arizona State  
LB Rey Mauuluga, Jr., USC  
DB Antoine Cason, Sr., Arizona  
DB Patrick Chung, Jr., Oregon  
DB Kevin Ellison, Jr., USC  
DB Chris Horton, Sr., UCLA

### FIRST TEAM SPECIALISTS

PK Thomas Weber, Fr., Arizona State  
P Keenyn Crier, Fr., Arizona  
KOR Matthew Slater, Sr., UCLA  
PR Kyle Williams, So., Arizona State  
ST Jahvid Best, Fr., California

### SECOND TEAM OFFENSE

QB Alex Brink, Sr., Washington State  
RB Yvenson Bernard, Sr., Oregon State  
RB Louis Rankin, Sr., Washington  
WR DeSean Jackson, Jr., California  
WR Lavelle Hawkins, Sr., California  
TE Jed Collins, Sr., Washington State  
OL Geoff Schwartz, Sr., Oregon  
OL Juan Garcia, Sr., Washington  
OL Andy Levitre, Jr., Oregon State  
OL Eben Britton, So., Arizona  
OL Alex Fletcher, Jr., Stanford  
OL Fenuki Tupou, Jr., Oregon

### SECOND TEAM DEFENSE

DL Bruce Davis, Sr., UCLA  
DL Dexter Davis, So., Arizona State  
DL Lionel Dotson, Sr., Arizona  
DL Jeff Van Orsow, Sr., Oregon State  
LB Joey LaRocque, Sr., Oregon State  
LB Alan Darlin, Sr., Oregon State  
LB Derrick Doggett, Sr., Oregon State  
LB Zack Follett, Jr., California  
DB Terrell Thomas, Sr., USC  
DB Justin Tryon, Sr., Arizona State  
DB Brandon Hughes, Jr., Oregon State  
DB Troy Nolan, Jr., Arizona State

### SECOND TEAM SPECIALISTS

PK Alexis Serna, Sr., Oregon State  
P Jay Ottovogio, Sr., Stanford  
KOR Jonathan Stewart, Jr., Oregon  
PR DeSean Jackson, Jr., California  
ST Wopamo Osaisai, Jr., Stanford

### AWARD WINNERS

Offensive Player of the Year: Dennis Dixon, QB, Sr., Oregon  
Pat Tillman Defensive Player of the Year: Sedrick Ellis, NT, Sr., USC  
Freshman of the Year: Jake Locker, QB, Washington  
Coach of the Year: Dennis Erickson, Arizona State

### HONORABLE MENTION

**ARIZONA:** PK Jason Bondzio, Jr.; OT Peter Graniello, Sr.; TE Bob Gronkowski, Fr.; DE Jason Parker, Sr.; QB Willie Tuitama, Jr. **ARIZONA STATE:** WR/KR Rudy Burgess, Sr.; QB Rudy Carpenter, Jr.; OG Paul Fanaika, Jr.; WR Michael Jones, Jr.; DT Michael Marquardt, Sr.; WR Chris McGaha, So.; OT Brandon Rodd, Sr.; DE Luis Vasquez, Jr. **CALIFORNIA:** FS Thomas DeCoud, Sr.; OG Brian De La Puente, Sr.; OLB Anthony Felder, Jr.; OG Mike Gibson, Sr.; WR Robert Jordan, Sr.; TE Craig Stevens, Sr. **OREGON:** OLB Jerome Boyd, Jr.; CB Jaius Byrd, So.; P Josh Syria, Jr.; CB Walter Thurmond III, So.; DE Will Tukuafu, So.; WR Jaison Williams, Jr. **OREGON STATE:** FS Al Afalava, Jr.; DT Curtis Coker, Sr.; C Kyle DeVan, Sr.; SS Daniel Drayton, SS; CB Gerard Lawson, Sr.; DT Gerard Lee, Sr. **STANFORD:** WR Mark Bradford, Sr.; DE Pannel Egboh, Jr.; OT Chris Marinelli, So.; FB Owen Marecic, Fr.; FS Bo McNally, So.; OLB Clinton Snyder, So. **UCLA:** DT Kevin Brown, Sr.; CB Trey Brown, Sr.; PK Kai Forbath, Fr.; FS Dennis Keyes, Sr.; P Aaron Perez, Jr.; CB Alterraun Verner, So. **USC:** OLB Brian Cushing, Jr.; DE Everson Griffen, Fr.; CB Cary Harris, Jr.; FS Taylor Mays, So.; TB/PR Joe McKnight, Fr.; OT Drew Radovich, Sr.; C Matt Spanos, Sr.; TB Chauncey Washington, Sr.; LB Thomas Williams, Sr. **WASHINGTON:** QB Jake Locker, Fr.; DT Jordan Reffett, Sr.; WR Anthony Russo, Sr. **WASHINGTON STATE:** FS Husain Abdullah, Sr.; WR Michael Bumpus, Sr.; OLB Andy Mattingly, So.; MLB Greg Trent, Jr.





# BYU HEAD COACH BRONCO MENDENHALL



## BRONCO MENDENHALL HEAD COACH

After 16 seasons as an assistant coach, including two years as the defensive coordinator for the Cougars, Bronco Mendenhall was named the 14th head football coach at BYU on December 13, 2004.

Since that time, Mendenhall (41) has held fast to the vision of restoring BYU to national prominence by requiring a higher level of commitment on and off the field through accountability, effort and discipline. Equally significant

in the restoration process, Mendenhall has emphasized the importance of honoring the coaches and players who have established a proud football tradition at BYU—a program of national prominence. Finally, by implementing a mission statement that outlines core values, Mendenhall has turned the tide at BYU by embracing tradition, spirit and honor.

Concluding his third season as the head coach at BYU, Mendenhall has taken a program that had not enjoyed a winning season since 2001 and has turned it back into the Mountain West Conference's premier football program, and is steadily rebuilding the national prominence the Cougars once enjoyed. After posting a 6-6 record in 2005, Mendenhall's Cougars have won 21 of their last 25 games over the past two seasons.

In his first season, Mendenhall led BYU to a 6-5 regular-season record and earned an invitation to the Las Vegas Bowl – the team's first post-season bowl appearance in three seasons. Since then, he has coached the Cougars to back-to-back, 10-win seasons and claimed consecutive MWC titles with a combined record of 16-0 against league opponents. Under his direction, the Cougars have not lost a league game – at home or on the road – in two years and has finished the regular-season ranked among the nation's top-20 programs in the Bowl Championship Series standings.

With an invitation to attend the 2007 Pioneer Las Vegas Bowl, Mendenhall became the first coach in BYU football history to take a team to a bowl game in three straight seasons during his first three years as a head coach. On November 17, 2007, Mendenhall led the Cougars to a 35-10 victory over Wyoming to record his 25th career win. With the victory, Mendenhall became the only coach in BYU football history to win 25 games in his first 35 attempts.

Building on the success of his first-ever season as a head coach in 2005, Mendenhall and the Cougars posted a 10-2 regular-season record in 2006, winning the outright Mountain West Conference Championship with a perfect 8-0 record. As a result, BYU returned to the Las Vegas Bowl to represent the MWC. In dominating fashion, and with a swagger similar to that of the glory years of BYU football, the Cougars handed Oregon a 38-8 defeat in the Las Vegas Bowl.

Throughout the 2006 season, BYU climbed the national polls by winning nine straight games to finish the regular season. As a result, the Cougars earned top-20 rankings in the Associated Press Top-25, the USA Today Coaches Poll, the Harris Interactive Poll and the BCS rankings. The Cougars' nine-game win streak was the third longest in the country and marked only the seventh time in BYU football history the Cougars had recorded at least nine consecutive wins in a single season.

Following the 2006 season, Mendenhall was named the American Football Coaches Association Region IV Coach of the Year. In addition, Mendenhall was named by the Football Writers Association of America one of nine finalists for the prestigious Eddie Robinson Coach of the Year Award.

The 2007 season started out in similar fashion, winning just one of the team's first three games; however, under Mendenhall's direction, the Cougars rebounded to win the final nine games of the season, and like the previous year, garnered the attention of local, regional and national voters. BYU finished the regular season ranked No. 17 in the final BCS standings – three places higher than the 2006 Cougars.

Like the 2006 season, BYU ranked among the nation's leaders in several statistical categories. The Cougars led the MWC and ranked 13th in passing offense, averaging 304 yards per game. The Cougars also led the league and ranked 15th in total offense, averaging 457.6 yards per game.

Defensively, the Cougars ranked 10th nationally in total defense, allowing just 307.2 yards per game. During the season, the Cougars did not allow a single 100-yard rusher and held teams to an average 92.1 yards rushing per game to ranked 9th in the nation. One of Mendenhall's jobs as the head coach and defensive coordinator is to manage points. Defensively, BYU ranked 13th in the nation, allowing just 18.8 points per game.

From his first day as a head coach, Mendenhall has stressed the importance of winning at home. After finishing 3-3 in Provo during the 2005 season, Mendenhall and the Cougars registered a perfect 6-0 record at home in 2006 and another perfect, 6-0 mark in 2007. In 2006, the Cougars finished the season as the most dominate home team in the country, and the most dominate home team in BYU football history, winning games by an average 35.16 points per game. In 2007, the Cougars outscored opponents at Edwards Stadium by

an average 17.3 points per game. BYU allowed just 11.3 points per game, marking the best scoring defense effort since the 1988 season when BYU held opponents to just 10.2 points per game.

A native of Alpine, Utah, Mendenhall began his coaching career as a graduate assistant in 1989 at his alma mater, Oregon State. After earning his master's degree in 1990, he moved to Snow College in Ephraim, Utah, where he served as the secondary coach and defensive coordinator from 1991-92 under current BYU assistant coach Paul Tidwell. Following two seasons with the Badgers, Mendenhall became the secondary coach at Northern Arizona, where the Lumberjacks boasted the top-ranked defense in the Big Sky Conference. He was elevated to co-defensive coordinator for the 1994 season.

In 1995, Mendenhall returned to Oregon State to become the defensive line coach under then defensive coordinator Rocky Long. When Long left to become the defensive coordinator at UCLA, Mendenhall was promoted to defensive coordinator for the 1996 season. At just 29 years of age, Mendenhall was the youngest defensive coordinator in Pac-10 history.

In 1997, Mendenhall became the secondary coach at Louisiana Tech where he helped the Bulldogs to a remarkable 9-2 record as his defensive unit was credited with 17 interceptions, allowing just 15 touchdowns on the season.

In 1998, Mendenhall moved to Albuquerque, N.M., to become the defensive coordinator and secondary coach at the University of New Mexico. Over the next five seasons, the Lobos improved from just three wins in 1998 to seven wins and an invitation to the Las Vegas Bowl in 2002. In the Lobos' 27-13 loss against UCLA in the Las Vegas Bowl, the Mendenhall-led defense held the Bruins to a season-low 167 yards.

Under Mendenhall, the Lobos led the Mountain West Conference in rushing defense for three straight seasons. In 2001, New Mexico gave up just 87.4 yards per game over the season. In his final season in Albuquerque, Mendenhall led the Lobos to a top ranking against league opponents in total defense, allowing just 316.4 yards per game. The Lobos also led the MWC in sacks in both the 2000 and 2002 season, totaling 46 and 38, respectively.

At New Mexico, Mendenhall played a valuable role in the development of the 1999 Mountain West Player of the Year, Consensus All-American and first-round NFL Draft pick Brian Urlacher. The ninth overall selection in the 2000 NFL Draft, Urlacher was voted the NFL's Defensive Rookie of the Year and was a Pro Bowl selection. Urlacher was one of two rookies to play all 16 games, starting at middle linebacker the final 14 games to establish a team record for starts at the position by a rookie. He shattered Bears rookie records with 165 total tackles and eight sacks, making him the second Chicago first-year player to lead the team in tackles. Urlacher finished his collegiate career ranked third on New Mexico's all-time list with 442 tackles.

As a player, Mendenhall was a two-year starter at cornerback for Snow College from 1984-85. In his second season, Mendenhall captained the Badgers to a perfect 11-0 record and the NJCAA National Championship. That same season, he earned many accolades, including first-team all-conference, all-region, second-team NJCAA All-America and JC Gridwire Academic All-America honors.

Mendenhall transferred to Oregon State and was a two-year starter, playing free safety, strong safety and linebacker for the Beavers. Mendenhall was a team captain as a senior and received the Leo Gribkoff Memorial Award, given to the team's most inspirational player.

Mendenhall was raised in Alpine, Utah, and graduated from American Fork High School in 1984. He received a bachelor's degree in education from Oregon State in 1988 and a master's degree in education with an emphasis in exercise physiology also from OSU in 1990.

His older brother, Mat, played football at BYU from 1975-79, before spending four years in the NFL with the Washington Redskins. Another brother, Marty, was a former Mr. Utah bodybuilder. Mendenhall's father, Paul, was a defensive end at BYU from 1953-54.

Mendenhall, who resides in Alpine, Utah, is married to Holly Johnston of Missoula, Mont. The couple has three sons.







# BYU COUGARS NUMERICAL ROSTER

NO	PLAYER	POS	HGT	WGT	YR	EXP	HOMETOWN/LAST SCHOOL
1	Vakapuna, Fui	RB	6-1	234	Jr.	2L	Glendale, UT / East HS
2	Mahuika, Bryce	WR	5-9	185	Jr.	2L	Vancouver, WA / Evergreen HS
3	Reed, Michael	WR	6-1	202	Jr.	2L	Baytown, TX / Robert E. Lee HS
4	Howard, Brandon	DB	5-9	170	So.	1L	Riverside, CA / La Sierra HS
5	Bradley, Brandon	DB	6-0	195	Fr.	RS	Tallahassee, FL / Lincoln HS
6	Gaskins, Brenden	QB	6-5	220	So.	TR	Farmington, NM / Glendale CC
7	Lark, James	QB	6-2	219	Fr.	RS	St. George, UT / Pine View HS
9	Collie, Austin	WR	6-2	212	So.	1L	El Dorado Hills, CA / Oak Ridge HS
10	Allen, Matt	WR	6-0	177	Sr.	3L	Peoria, AZ / Cactus HS
11	Tonga, Manase	RB	6-0	234	Jr.	2L	San Mateo, CA / Aragon HS
14	Hodgkiss, Corby	DB	5-11	206	Sr.	2L	Irvng, TX / Irving HS
15	Hall, Max	QB	6-1	200	So.	TR	Mesa, AZ / Arizona State
16	Fowler, Kellen	DB	6-0	195	Jr.	2L	Kaysville, UT / Davis HS
18	Attig, Aaron	DB	6-2	204	So.	Sq.	Logandale, NV / Moapa Valley HS
19	Saulsberry, Andre	DB	5-10	178	Sr.	1L	Long Beach, CA / Riverside CC
20	White, Reed	WR	5-11	190	Jr.	TR	Gilbert, AZ / Arizona State
21	Criddle, Ben	DB	6-0	185	Sr.	1L	Glendale, AZ / Glendale CC
22	Kozlowski, Tyler	WR	5-10	178	Fr.	RS	Wildwood, IL / Warren Township HS
23	Tafuna, David	DB	6-1	206	Sr.	3L	Mesa, AZ / Mesa HS
24	Smith, Brian	P	6-3	165	Fr.	HS	Orem, UT / Orem HS
26	Santiago, C.J.	P	6-2	215	Jr.	TR	Honolulu, HI / Orange Coast CC
27	Semanoff, Joe	RB	5-11	220	Sr.	2L	Lehigh, PA / Lehigh HS
29	Johnson, Scott	DB	5-11	182	So.	Sq.	Provo, UT / Timpview HS
30	Taylor, Isaac	RB	5-11	186	Jr.	SQ	Camino, CA / Modesto JC
31	Bolden, Chris	LB	6-0	248	Sr.	1L	Hephzibah, GA / Riverside CC
32	Pitta, Dennis	TE	6-5	230	So.	1L	Moorpark, CA / Moorpark HS
33	Latu, Wayne	RB	6-0	220	So.	1L	Provo, UT / Provo HS
34	Buchanan, Kayle	DB	6-1	201	Sr.	3L	San Jose, CA / Santa Clara HS
35	Bauman, Matt	LB	6-1	225	So.	1L	Salt Lake City, UT / Skyline HS
36	Staffieri, Markell	LB	6-3	232	Sr.	3L	Del Mar, CA / Torrey Pines HS
37	So'oto, Vic	TE	6-3	233	So.	1L	Carlsbad, CA / Carlsbad HS
38	Payne, Mitch	K	6-2	201	Fr.	RS	North Ogden, UT / Weber HS
39	Nelson, Grant	LB	6-2	225	Fr.	RS	Hopewell, PA / Hopewell HS
41	Kehl, Bryan	LB	6-3	231	Sr.	3L	Salt Lake City, UT / Brighton HS
42	Doman, Shawn	LB	6-2	219	So.	1L	Woodburn, OR / Canby HS
43	Nixon, David	LB	6-3	223	Jr.	2L	College Station, TX / A&M Consolidated
44	Van Sweden, Dan	LB	6-2	221	So.	1L	West Point, UT / Northridge HS
45	Unga, Harvey	RB	6-0	221	Fr.	RS	Provo, UT / Timpview HS
46	Poppinga, Kelly	LB	6-2	240	Sr.	1L	Evanston, WY / Utah State University
47	Hooks, Terrance	LB	6-1	218	So.	1L	Tempe, AZ / Marcos de Niza HS
48	Jorgensen, Austen	LB	6-3	230	Fr.	HS	Mt. Pleasant, UT / North Sanpete HS
52	Beck, Tyler	LB	6-1	210	Fr.	HS	Murrieta, CA / Vista Murrieta HS
53	Sorensen, Tom	OL	6-5	315	So.	RS	Salt Lake City, UT / Vanderbilt
55	Manumaleuna, Eathyn	DL	6-2	280	Fr.	HS	Provo, UT / Timpview HS
56	Muehlmann, Chris	DS	6-0	205	Jr.	HS	American Fork, UT / American Fork HS
58	Bell, Jeff	LB	6-0	228	So.	RS	Williamsburg, VA / Bruton HS
59	Pace, John	DS	6-2	210	Fr.	RS	Yorba Linda, CA / Espenoza HS
64	Willing, R.J.	OL	6-5	300	So.	1L	Kahuku, HI / Kamehameha HS
65	Reynolds, Dallas	OL	6-5	328	Jr.	2L	Provo, UT / Timpview HS
67	Aulai, Sete	OL	6-1	297	Sr.	1L	Carson, CA / El Camino JC
68	Oswald, David	OL	6-8	325	Jr.	1L	Sandy, UT / Brighton HS
71	Wolfley, Rick	DL	6-3	326	Fr.	RS	Afton, WY / Star Valley HS
72	Alletto, Nick	OL	6-6	275	Fr.	RS	Parker, CO / Ponderosa HS
73	Speredon, Jason	OL	6-5	290	Fr.	RS	West Valley City, UT / Granger HS
74	Bright, Travis	OL	6-5	320	Jr.	2L	Queen Creek, AZ / Highland HS
75	Kahaialii, Walter	OL	6-3	320	Fr.	RS	Lahaina, HI / Kamehameha-Maui HS
76	Feinga, Ray	OL	6-5	322	Jr.	2L	West Valley City, UT / Hunter HS
77	Dulan, Ian	DL	6-1	270	So.	1L	Hila, HI / Kamehameha-Hawaii HS
83	Hafoka, Saia	WR	5-9	180	Jr.	Sq.	Kahuku, HI / Kahuku HS
84	Jorgensen, Jan	DL	6-3	260	So.	1L	Helper, UT / Carbon HS
86	Tervort, Daniel	WR	5-11	200	So.	Sq.	Payson, UT / Southern Utah University
88	George, Andrew	TE	6-5	240	So.	1L	Englewood, CO / Cherry Creek HS
90	Foketi, Mosese	DL	6-0	270	Jr.	RS	Oakland, CA / Laney CC
91	Anderton, Judd	DL	6-5	270	Sr.	3L	Tacoma, WA / Curtis HS
92	Denney, Brett	DL	6-4	251	So.	1L	Thornton, CO / Legacy HS
93	Sullivan, Sean	DL	6-3	240	Sr.	SQ	Provo, UT / Provo HS
94	Richardson, Brock	DL	6-3	265	Jr.	TR	Idaho Falls, ID / Bonneville HS
96	Shirley, Matt	TE	6-4	223	Fr.	HS	Flagstaff, AZ / Flagstaff HS
97	Wolfley, Spencer	DL	6-4	220	Fr.	HS	Sherwood, OR / Sherwood HS



# THE MOUNTAIN WEST CONFERENCE

## 2007 ALL-MOUNTAIN WEST CONFERENCE SELECTIONS



**CRAIG THOMPSON**  
MWC COMMISSIONER

### MWC STANDINGS

Team	MWC	Overall
<b>BYU</b>	<b>8-0</b>	<b>10-2</b>
Air Force	6-2	9-3
New Mexico	5-3	8-4
Utah	5-3	8-4
TCU	4-4	7-5
San Diego State	3-5	4-8
Wyoming	2-6	5-7
Colorado State	2-6	3-9
UNLV	1-7	2-10

### 2006-07 MWC BOWL MATCHUPS

#### DECEMBER 20, 2007

San Diego County Credit Union Poinsettia  
Utah vs. Navy  
6 p.m. ESPN HD

#### DECEMBER 22, 2007

New Mexico Bowl  
Nevada vs. New Mexico  
1:30 p.m. ESPN HD

#### DECEMBER 22, 2007

Pioneer Las Vegas  
UCLA vs. BYU  
5 p.m. ESPN HD

#### DECEMBER 28, 2007

Texas Bowl  
TCU vs. Houston  
5 p.m. NFL Network

#### DECEMBER 31, 2007

Bell Helicopter Armed Forces Bowl  
California vs. Air Force  
9:30 a.m. ESPN

#### FIRST TEAM OFFENSE

QB Max Hall, So., BYU  
WR Travis Brown, Sr., New Mexico  
WR Marcus Smith, Sr., New Mexico  
RB Chad Hall, Sr., Air Force  
RB Rodney Ferguson, Jr., New Mexico  
TE Dennis Pitta, So., BYU  
OL Blaine Guenther, Sr., Air Force  
OL Ray Feinga, Jr., BYU  
OL Dallas Reynolds, Jr., BYU  
OL Devin Clark, Sr., New Mexico  
OL Vince Natali, Sr., New Mexico  
PK John Sullivan, Sr., New Mexico  
PR/KR Brian Bonner, Sr., TCU

#### SECOND TEAM OFFENSE

QB Kevin O'Connell, Sr., San Diego  
WR Austin Collie, So., BYU  
WR Brett Swain, Sr., San Diego  
RB Harvey Unga, Fr., BYU  
RB Darrell Mack, Jr., Utah  
TE Wade Betschart, Sr., Wyoming  
OL Nick Charles, So., Air Force  
OL Nick Allotta, Sr., Colorado  
OL Blake Schlueter, Jr., TCU  
OL Zane Beadles, So., Utah  
OL Robert Conley, Jr., Utah  
PK Louie Sakoda, Sr., Utah  
PR/KR Derrek Richards, Sr., Utah

#### AWARD WINNERS

Offensive Player Of The Year: Chad Hall, Sr., RB/WR, Air Force  
Defensive Player Of The Year: Beau Bell, Sr., LB, UNLV  
Special Teams Player Of The Year: Louie Sakoda, Jr., PK/P, Utah  
Freshman Of The Year: Harvey Unga, RB, BYU  
Coach Of The Year: Troy Calhoun, Air Force

#### HONORABLE MENTION

Air Force: Shaun Carney, Sr., QB; Travis Dekker, Jr., TE; Ryan Kemp, Jr., DL; Chris Thomas, So., DB. **BYU:** Austin Collie, So., KR; Quinn Gooch, Sr., DB. **Colorado State:** Jeff Horinek, Jr., LB; Gartrell Johnson, Jr., RB; Jimmie Kaylor, Sr., P; Damon Morton, Sr., WR; Eric Sandie, Sr., DL; LB; Darryl Williams, Sr., DB. **New Mexico:** Glover Quin, Jr., DB; Jordan Scott, Sr., P; O.J. Swift, Sr., DB. **San Diego State:** Russell Allen, Jr., LB; Ray Bass, Sr., DB; Mike Kravetz, Sr., OL; Nick Osborn, Sr., DL; Will Robinson, Sr., OL. **TCU:** Robert Henson, Jr., LB; Chris Manfredini, Sr., PK; Marshall Newhouse, So., OL; Rafael Priest, So., DB; Derrek Wash, Sr., P. **UNLV:** Matt Murphy, Fr., OL; Frank Summers, Jr., RB; Ryan Wolfe, So., WR. **Utah:** Robert Johnson, So., DB; Paul Kruger, Fr., DL; Derrek Richards, Sr., WR; Stevenson Sylvester, So., LB. **Wyoming:** Ward Dobbs, Jr., LB; Kyle Howard, Jr., OL; Mitch Unrein, So., DL; Billy Vinnedge, Sr., P.

#### FIRST TEAM DEFENSE

DL Jan Jorgensen, So., BYU  
DL Tyler Donaldson, Sr., New Mexico  
DL Chase Ortiz, Sr., TCU  
DL Martail Burnett, Sr., Utah  
LB Jon Rabold, Sr., Air Force  
LB Bryan Kehl, Sr., BYU  
LB Beau Bell, Sr., UNLV  
DB Carson Bird, Sr., Air Force  
DB DeAndre Wright, Jr., New Mexico  
DB Steve Tate, Sr., Utah  
DB Julius Stinson, Sr., Wyoming  
P Louie Sakoda, Jr., Utah

#### SECOND TEAM DEFENSE

DL Jesse Nading, Sr., Colorado State  
DL Michael Tuohy, Sr., New Mexico  
DL Gabe Long, Sr., Utah  
DL John Fletcher, So., Wyoming  
LB Drew Fowler, Sr., Air Force  
LB Kelly Poppinga, Sr., BYU  
LB Jason Phillips, Jr., TCU  
DB Stephen Hodge, Jr., TCU  
DB David Roach, Sr., TCU  
DB Mil'Von James, Sr., UNLV  
DB Brice McCain, Jr., Utah  
P Michael Hughes, Sr., San Diego State





# REGULAR-SEASON TEAM STATS

## BYU

TEAM STATISTICS	BYU	OPPONENTS
Points Per Game	31.2	18.8
First Downs	297	202
Rushing Yardage	1843	1105
Passing Yardage	3648	2581
Total Offense	5491	3686
Yards Per Game	457.6	307.2
Kick Returns	43-995	62-1141
Avg.	23.1	18.4
Punt Returns	24-153	18-120
Average	6.4	6.7
Interception Returns	15-217	13-184
Fumbles/Lost	23-11	10-3
Punt Average	40.8	41.7

RUSHING LEADERS	NO	YARDS	AVG	TD
Harvey Unga	227	1211	5.3	13
Manase Tonga	85	284	3.3	8
Fui Vakapuna	70	248	3.5	2
Wayne Luta	12	35	2.9	0
Joe Semanoff	14	31	2.2	0
Max Hall	47	21	0.4	1

PASSING LEADERS	A-C-I	PCT	YDS	TD
Max Hall	461-277-12	60.1	3617	24
Brenden Gaskins	4-2-1	50.0	31	0

RECEIVING LEADERS	NO	YARDS	AVG	TD
Dennis Pitta	54	775	14.4	5
Austin Collie	50	839	16.8	6
Harvey Unga	41	629	15.3	4
Michael Reed	39	430	11.0	3
Matt Allen	30	346	11.5	3
Manase Tonga	27	248	9.2	0
Andrew George	15	188	12.5	0
Vic So'oto	12	124	10.3	1

INTERCEPTION LEADERS	NO	YDS	AVG	TD
Bryan Kehl	3	75	25.0	1
Quinn Gooch	3	12	4.0	0
Kayle Buchanan	3	44	14.7	0
Ben Criddle	2	19	9.5	0
Corby Hodgkiss	2	42	21.0	1

DEFENSIVE LEADERS	S-A-TOTAL	TFL	SKS
Kelly Poppinga	42-58-100	7-16	0-0
Bryan Kehl	48-36-84	11-48	4-27
Jan Jorgensen	36-37-73	18-104	12-20
David Nixon	35-26-61	9-34	3-22

PUNT RETURN LEADER	NO	YDS	AVG	TD
Bryce Mahuika	19	139	7.3	0

KICK RETURN LEADERS	NO	YDS	AVG	TD
Austin Collie	25	635	25.4	0
Bryce Mahuika	14	331	23.6	0

## UCLA

TEAM STATISTICS	UCLA	OPPONENTS
Points Per Game	22.9	22.8
First Downs	201	235
Rushing Yardage	1801	1385
Passing Yardage	2220	2812
Total Offense	4021	4197
Yards Per Game	436.8	303.2
Kick Returns	46-1204	61-1214
Avg.	26.2	19.9
Punt Returns	35-322	36-249
Average	9.2	6.9
Interception Returns	13-289	14-145
Fumbles/Lost	26-15	32-12
Punt Average	42.4	39.3

RUSHING LEADERS	NO	YARDS	AVG	TD
Kahlil Bell	142	795	5.6	5
Chris Markey	149	598	4.0	3
Chane Moline	50	180	3.6	1
Craig Sheppard	28	133	4.8	2
Osaar Rasshan	26	92	3.5	0
Christi Ramirez	15	72	4.8	1

PASSING LEADERS	A-C-I	PCT	YDS	TD
Ben Olson	147-71-6	48.3	1040	7
Patrick Cowan	135-72-2	53.3	696	4

RECEIVING LEADERS	NO	YARDS	AVG	TD
Brandon Breazell	47	766	16.3	3
Joe Cowan	28	377	13.5	3
Dominique Johnson	25	322	12.9	4
Terrence Austin	14	214	15.3	0
Kahlil Bell	13	93	7.2	0
Marcus Everett	10	134	13.4	0
Logan Paulsen	10	101	10.1	1
Chris Markey	7	43	6.1	0

INTERCEPTION LEADERS	NO	YDS	AVG	TD
Trey Brown	5	102	20.4	1
Al Verner	4	76	19.0	1
Dennis Keyes	3	111	37.0	1
Rodney Van	1	0	0.0	0

DEFENSIVE LEADERS	S-A-TOTAL	TFL	SKS
Dennis Keyes	68-38-106	4-5	0-0
Chris Horton	59-24-83	7-34	3-20
Christian Taylor	52-22-74	12.5-41	2-16
Al Verner	51-20-71	3-4	0-0

PUNT RETURN LEADER	NO	YDS	AVG	TD
Terrence Austin	30	312	10.4	0

KICK RETURN LEADERS	NO	YDS	AVG	TD
Matt Slater	30	298	30.9	3
Michael Norris	6	115	19.2	0





# TENTATIVE DEPTH CHARTS



Max Hall

## COUGAR OFFENSE

- XR 3 MICHAEL REED (6-1, 202, JR.) OR  
10 MATT ALLEN (6-0, 177, SR.)
- HR 2 BRYCE MAHUIKA (5-9, 185, JR.)  
86 Daniel Tervort (5-11, 200, So.)
- ZR 10 MATT ALLEN (6-0, 177, SR.) OR  
9 AUSTIN COLLIE (6-2, 212, SO.)
- TE 32 DENNIS PITTA (6-5, 230, SO.) OR  
88 ANDREW GEORGE (6-5, 240, SO.) OR  
37 VIC SO'OTO (6-3, 233, SO.)
- LT 65 DALLAS REYNOLDS (6-5, 328, JR.)  
64 R.J. Willing (6-5, 300, So.)
- LG 76 RAY FEINGA (6-5, 322, JR.)  
75 Walter Kahaialii (6-3, 320, Fr.)
- C 67 SETE AULAI (6-1, 297, SR.)  
53 Tom Sorensen (6-5, 315, So.)
- RG 74 TRAVIS BRIGHT (6-5, 320, JR.)  
67 Sete Aulai (6-1, 297, Sr.)
- RT 68 DAVID OSWALD (6-8, 325, JR.)  
64 R.J. Willing (6-5, 300, So.)
- QB 15 MAX HALL (6-1, 200, SO.)  
6 Brenden Gaskins (6-5, 220, So.)
- RB 11 MANASE TONGA (6-0, 234, JR.)  
27 Joe Semanoff (5-11, 220, Sr.)
- HB 45 HARVEY UNGA (6-0, 221, FR.)  
1 Fui Vakapuna (6-1, 234, Jr.)



Harvey Unga



Bryan Kehl

## COUGAR DEFENSE

- LE 77 IAN DULAN (6-1, 270, SO.) OR  
92 BRETT DENNEY (6-4, 251, SO.)
- NT 55 EATHYN MANUMALEUNA (6-2, 280, FR.)  
71 Rick Wolfley (6-3, 326, Fr.)
- RE 84 JAN JORGENSEN (6-3, 260, SO.)  
91 Judd Anderton (6-5, 270, Sr.)
- SLB 41 BRYAN KEHL (6-3, 231, SR.)  
39 Grant Nelson (6-2, 225, Fr.)
- MLB 46 KELLY POPPINGA (6-2, 240, SR.)  
35 Matt Bauman (6-1, 225, So.) or  
47 Terrance Hooks (6-1, 218, So.)
- BLB 36 MARKELL STAFFIERI (6-3, 232, SR.)  
42 Shawn Doman (6-2, 219, So.)
- WLB 43 DAVID NIXON (6-3, 223, JR.)  
31 Chris Bolden (6-0, 248, Sr.)
- FC 34 KAYLE BUCHANAN (6-1, 201, SR.)  
4 Brandon Howard (5-9, 170, So.)
- BC 21 BEN CRIDDLE (6-0, 185, SR.) OR  
19 ANDRE SAULSBERRY (5-10, 178, SR.)
- KAT 14 CORBY HODGKISS (5-11, 206, SR.)  
18 Aaron Attig (6-2, 204, So.)
- FS 16 KELLEN FOWLER (6-0, 195, JR.)  
21 Ben Criddle (6-0, 185, Sr.)



Kelly Poppinga



Mitch Payne

## COUGAR SPECIALISTS

- K 38 MITCH PAYNE (6-2, 201, FR.)
- P 26 CJ SANTIAGO (6-2, 215, JR.)
- H 10 MATT ALLEN (6-0, 177, SR.)
- LS 56 CHRIS MUEHLMANN (6-0, 205, JR.)
- KR 2 BRYCE MAHUIKA (5-9, 185, JR.)  
9 AUSTIN COLLIE (6-2, 212, SO.)
- PR 2 BRYCE MAHUIKA (5-9, 185, JR.)  
9 Austin Collie (6-2, 212, So.)

## BRUIN OFFENSE

- SE 26 JOE COWAN (6-4, 219, SR.)  
19 Dominique Johnson (6-3, 209, Fr.)
- LT 78 ALEKSEY LANIS (6-5, 319, SO.)  
73 Micah Kia (6-6, 303, So.)
- LG 71 SHANNON TEVAGA (6-2, 316, SR.)  
67 P.J. Irvin (6-5, 308, Sr.)
- C 60 CHRIS JOSEPH (6-5, 287, SR.)  
51 Nathaniel Skaggs (6-4, 299, Jr.)
- RG 58 MICAH REED (6-4, 307, JR.)  
75 Nick Ekbatani (6-4, 287, Jr.)
- RT 68 BRIAN ABRAHAM (6-6, 298, SR.)  
74 Noah Sutherland (6-4, 295, Sr.)
- TE 86 LOGAN PAULSEN (6-6, 252, JR.)  
48 William Snead (6-5, 238, Sr.)
- QB 12 PAT COWAN (6-5, 220, JR.) OR  
7 BEN OLSON (6-4, 227, JR.)
- FB 31 TREVOR THERIOT (6-0, 229, SO.)  
49 Fred Holmes (6-2, 231, Sr.)
- TB 28 CHRIS MARKEY (5-10, 210, SR.)  
21 Craig Sheppard (6-1, 190, So.)
- FL 1 BRANDON BREAZELL (6-0, 162, SR.)  
4 Terrence Austin (5-10, 164, So.)



Brandon Breazell



Chris Markey

## BRUIN DEFENSE

- LE 56 TOM BLAKE (6-4, 263, JR.)  
55 Korey Bosworth (6-1, 233, So.)
- DT 92 BRIAN PRICE (6-1, 295, FR.)  
52 Jess Ward (6-4, 287, So.)
- DT 75 KEVIN BROWN (6-3, 294, SR.)  
90 Jerzy Siewierski (6-2, 290, So.)
- RE 44 BRUCE DAVIS (6-3, 234, SR.)  
39 Kenneth Lombard (6-2, 230, Jr.)
- SLB 54 KYLE BOSWORTH (6-1, 222, JR.)  
42 Aaron Whittington (6-2, 215, Sr.)
- MLB 33 CHRISTIAN TAYLOR (6-1, 220, SR.)  
12 John Hale (6-4, 226, Jr.)
- WLB 51 REGGIE CARTER (6-1, 220, SO.)  
53 Joshua Edwards (6-1, 223, Jr.)
- LC 23 TREY BROWN (5-9, 189, SR.)  
22 Michael Norris (5-9, 180, Jr.)
- SS 14 CHRIS HORTON (6-1, 216, SR.)  
25 Bret Lockett (6-2, 209, Jr.)
- FS 21 DENNIS KEYES (6-2, 199, SR.)  
27 Aaron Ware (6-0, 193, So.)
- RC 1 ALTERRAUN VERNER (5-11, 178, SO.)  
3 Rodney Van (6-0, 175, Sr.)



Chris Horton



Dennis Keyes

## BRUIN SPECIALISTS

- PK 15 KAI FORBATH (6-0, 192, FR.)
- KO 37 JIMMY ROTSTEIN (5-11, 166, SO.)
- P 17 AARON PEREZ (6-4, 223, JR.)
- LS 52 CHRISTIAN YOUNT (6-1, 240, FR.)
- H 17 AARON PEREZ (6-4, 223, JR.)
- PR 4 TERRENCE AUSTIN (5-10, 164, SO.)  
1 Alterraun Verner (5-11, 178, So.)
- KOR 18 MATTHEW SLATER (6-0, 198, SR.)  
22 MICHAEL NORRIS (5-9, 180, JR.)



Jimmy Rotstein



# SAM BOYD STADIUM

Now standing as one of the top college football facilities in all the West is UNLV's Sam Boyd Stadium, which celebrated its 36th birthday in 2007.

Undergoing a complete facelift and renovation during 1999, the "New" Sam Boyd Stadium expanded to its present capacity of 36,800 (with the ability to seat more than 40,000 when called for).

Located approximately seven miles from both the UNLV campus and McCarran International Airport, Sam Boyd Stadium successfully combines the excitement of a college football stadium and the versatility of an entertainment arena.

SBS marked its 25th anniversary in 1996 by hosting the state's then-largest-ever crowd to watch a sporting event on Sept. 14 when 41,091 fans saw UNLV take on Wisconsin. That total was surpassed just three months later when 41,238 saw BYU get past Wyoming in the first WAC Championship game. That record was re-written once more when 42,075 fans saw the Badgers return to face the Rebels on Aug. 31, 2002. The 2006 Pioneer Las Vegas Bowl upped the record to 44,615 in a game between BYU and Oregon.



The stadium has hosted some of the greatest talents in sports and show business. Future NFL quarterbacks Randall Cunningham, Jim McMahon, Drew Bledsoe, Andre Ware, Alex Smith and John Beck are among those who have played at Sam Boyd Stadium along with events involving athletes such as soccer legend Pele and motor sports stars. Additionally, the stadium has hosted world-class concerts by such musical acts as the Dave Matthews Band, the Eagles, U2, Paul McCartney, Wayne Newton, and the once-annual summer appearances by the Grateful Dead.

A mecca for football played on all levels, the stadium is currently site of the Pioneer Las Vegas Bowl each December, including two consecutive sold-out crowds, after serving as home to three Western Athletic Conference championship games from 1996-98. The facility has twice served as host to professional football as the Las Vegas Outlaws of the XFL made it their home in 2001 as did the Las Vegas Posse, a Canadian Football League franchise that played one season in 1994. SBS also hosts high school games and has been site of the state's prep championship game.

The venue also recently hosted two other college football events: the Silver Dollar Classic, which features two teams from historically black universities, and the Las Vegas All-American Classic postseason all-star game from 2003-05.

Originally named Las Vegas Stadium when it was built in 1971 at a cost of \$3.5 million, the facility was re-named the Las Vegas Silver Bowl in 1978 and then known as the Sam Boyd Silver Bowl in honor of local gaming pioneer Sam Boyd beginning in 1984. Its name was officially shortened to Sam Boyd Stadium in April 1994.

The first event held in the then-15,000-seat stadium was a UNLV football game against Weber State on Oct. 23, 1971, won by the visiting Wildcats, 30-17. Official dedication ceremonies, however, took place the next season on Sept. 9, 1972, at halftime of a 35-28 loss to Western Illinois before 8,800 fans.

SBS, which has always retained its horseshoe shape, underwent an expansion to 32,000 seats in 1978 and again enjoyed improvements in 1994. The Rebel Experience area outside the stadium opened in 1997.

One of the highlights of the most recent renovation was the replacement of the so-called "Magic Carpet" retractable artificial turf that had been in place since 1985. Originally fitted with traditional AstroTurf, Sam Boyd was the first stadium in the world to install a Monsanto Corp. outdoor retractable turf, which helped give the facility its multi-purpose capability. The surface, which simply rolled up into cylinders in less than an hour, was installed at a cost of \$1.2 million in part through a grant by the Sam Boyd family. Natural grass replaced the artificial turf from 1999- 2002 before a synthetic surface, made by TurfTech, was installed in time for the 2003 season.

SAM BOYD STADIUM TOP-10 FOOTBALL CROWDS			
RK	ATT	YEAR	EVENT
1.	44,615	2006	Las Vegas Bowl (BYU vs. Oregon)*#
2.	42,075	2002	Wisconsin at UNLV*
3.	41,238	1996	WAC Championship (BYU vs. Wyoming)*
4.	40,091	1996	Wisconsin at UNLV*
5.	40,053	2005	Las Vegas Bowl (Cal vs. BYU)
6.	38,250	2007	Wisconsin at UNLV
7.	38,125	2007	Hawaii at UNLV
8.	38,026	2007	BYU at UNLV
9.	37,179	2006	Nevada, Reno at UNLV
10.	36,000	2001	XFL Inaugural Game (NY/NJ at Las Vegas)

\*Included installation of North End Zone bleachers for game  
#State record for team sporting event







## ESPN BROADCAST TALENT



**BRAD NESSLER**  
PLAY-BY-PLAY COMMENTATOR

Brad Nessler, one of the leading play-by-play commentators in the business, calls games for both ESPN and ABC. He has worked for ESPN since 1992, added ABC assignments in 1997 and continues to handle college football and basketball games for ABC and ESPN.

For ESPN, Nessler has called college basketball games and Big Ten and Thursday night football contests from 1992-1997. In 1997, he switched to ABC for college football, including the Bowl Championship Series title game, and began doing college basketball for ABC as well.

Nessler began his career as sports anchor and talk show host for WGST-Radio in Atlanta beginning in 1980. In 1985, he became sports director at WSB-Radio, also in Atlanta. While at both Atlanta stations, he handled radio play-by-play of Georgia Tech basketball (1980-85), and the Atlanta Falcons (1982-88) before assuming the same duty for the Minnesota Vikings on WCCO (1988-89). He has done play-by-play of ACC football and basketball for Raycom/Jefferson Pilot telecasts, and did WLAJ games for USA Network (1991-92). Nessler also has served as play-by-play announcer for Miami Dolphins preseason telecasts.

Nessler joined CBS in 1990 and worked on college football and men's and women's basketball, including the NCAA Division I women's championship game, and NFL games. He was that network's host for speed skating coverage at the 1992 Olympic Winter Games in Albertville, France.



**BOB GRIESE**  
GAME ANALYST

Bob Griese has become as well known for his insightful analysis as he is for his Hall of Fame football career. Griese joined ABC in 1987 and currently serves as a college football analyst on ESPN and ABC telecasts, primarily working Saturday afternoon games on ABC.

Direct, frank commentary and skillful use of a telestrator during replays have helped distinguish Griese as an insightful and enlightening analyst. From 1982 through 1986 he was a top analyst for NBC Sports' NFL coverage. He has also covered numerous post-season bowl games, including the NFL Super Bowl, College Football's Fiesta Bowl, Sugar Bowl, Orange Bowl, Rose Bowl, and two of the first three Bowl Championship Series games of college football.

Griese was a two-time All-American at Purdue, runner-up for the 1966 Heisman Trophy and member of the College Football Hall of Fame. He was the number-one draft choice, and fourth overall, for the Miami Dolphins in 1967.

In the 1970s, Griese led the Miami Dolphins to nine winning seasons, three AFC Championships and two consecutive wins in Super Bowls VII and VIII. His greatest accomplishment came in 1972, when he returned from a mid-season injury to lead his team to an undefeated, championship season.

He was a six-time Dolphin MVP, four-time All-AFC and a two-time All-Pro. He played in two AFL All-Star games and six NFL Pro-Bowls. In 1990, Griese was immortalized with induction into the Professional Football Hall of Fame.



**PAUL MAGUIRE**  
ESPN GAME ANALYST

Paul Maguire serves as a college football game analyst, working alongside Brad Nessler, analyst Bob Griese and reporter Bonnie Bernstein. Maguire returned to call college football games in 2006 after serving as an NFL analyst for ESPN's Sunday Night Football since 1998 (he previously worked on college football games for the network from 1980-86. Maguire

rejoined ESPN in April 1998.

During his first stint at ESPN, Maguire was an analyst with veteran play-by-play commentator Jim Simpson on college football and USFL games.

Maguire's previous tenure at ESPN during the early 80's was sandwiched between his role as NBC Sports' NFL studio and game analyst (1971-79 and 1986-97). Highlights at NBC include serving as game analyst for Super Bowls XXX and XXXII, and working the pregame show for Super Bowls XXIII and XXVII. Immediately prior to rejoining ESPN, Maguire was a member of NBC's lead NFL broadcast team with Dick Enberg and Phil Simms.

Maguire played professional football for 11 years as a punter and line-backer with the San Diego Chargers (1960-63) and the Buffalo Bills (1964-70), winning AFL championships in 1963, '64 and '65. He holds Buffalo's punting record for longest-season average (42.1 yards per kick), and was named to the Bills' Silver Anniversary All-Time Team as a punter in 1984.

Maguire is a 1960 graduate of The Citadel where he earned all-Southern Conference honors and led the nation in receiving touchdowns his senior year.



**BONNIE BERNSTEIN**  
ESPN SIDELINE REPORTER

Bonnie Bernstein rejoined ESPN in July 2006 as a sideline reporter and studio host. She currently serves as the reporter for ESPN on ABC Saturday afternoon college football games with Brad Nessler, Bob Griese and Paul Maguire. She was a reporter on ESPN's Sunday Night Baseball series in 2006. Bernstein is also a rotating host and feature reporter on several ESPN programs, including NFL Live and Jim Rome is Burning. Bernstein was a SportsCenter correspondent with ESPN from 1995-1998. Additionally, Bernstein covers the NFL for CBS/Westwood One Radio.

Bernstein, a 15-year broadcasting veteran and one of the most recognizable and highly respected journalists, had worked for CBS Sports for eight years prior to rejoining ESPN. While at CBS, she served as the lead reporter for NFL and NCAA Men's Basketball Championship telecasts and contributed features for The NFL Today.

Bernstein has covered five straight Super Bowls since joining the radio announce team in 2001 and the Pro Bowl since 2003.

Prior to ESPN, Bernstein made local television history at the NBC affiliate in Reno, NV (KRN-TV), becoming the "Biggest Little City's" first-ever female weekday sports anchor. She began her television career at WMDT-TV (ABC) in Salisbury, MD, anchoring weekend news, and broke into broadcasting in radio, as the news and sports director for WXJN-FM in Lewes, DE.

The four-time Academic All-American in gymnastics was graduated magna cum laude from the University of Maryland's prestigious Merrill College of Journalism.



# PIONEER LAS VEGAS BOWL RECORD BOOK


## ALL-TIME RESULTS

2006	<b>BYU</b>	38
	Oregon	8
2005	<b>Cal</b>	35
	BYU	28
2004	<b>Wyoming</b>	24
	UCLA	21
2003	<b>Oregon State</b>	55
	New Mexico	14
2002	<b>UCLA</b>	27
	New Mexico	13
2001	<b>Utah</b>	10
	USC	6
2000	<b>UNLV</b>	31
	Arkansas	14
1999	<b>Utah</b>	17
	Fresno State	16
1998	<b>North Carolina</b>	20
	San Diego State	13
1997	<b>Oregon</b>	41
	Air Force	13
1996	<b>Nevada</b>	18
	Ball State	15
1995	<b>Toledo</b>	40
	Nevada	37 (OT)
1994	<b>UNLV</b>	52
	Central Michigan	24
1993	<b>Utah State</b>	42
	Ball State	33
1992	<b>Bowling Green</b>	35
	Nevada	34



## PIONEER LAS VEGAS BOWL MVPs

Las Vegas Bowl I (1992) – Erik White, QB Bowling Green University  
 Las Vegas Bowl II (1993) – Anthony Calvillo, QB Utah State University  
 Las Vegas Bowl III (1994) – Henry Bailey, WR UNLV  
 Las Vegas Bowl IV (1995) – Wasean Tait, RB University of Toledo  
 Las Vegas Bowl V (1996) – Mike Crawford, LB University of Nevada  
 Las Vegas Bowl VI (1997) – Pat Johnson, WR University of Oregon  
 EA Sports Las Vegas Bowl VII (1998) – Ronald Curry, QB University of North Carolina  
 EA Sports Las Vegas Bowl VIII (1999) – Mike Anderson, RB University of Utah  
 Las Vegas Bowl IX (2000) – Jason Thomas, QB UNLV  
 SEGA Sports Las Vegas Bowl (2001) – Dameon Hunter, RB University of Utah  
 SEGA Sports Las Vegas Bowl (2002) – Craig Bragg, WR UCLA  
 Las Vegas Bowl XII (2003) – Steven Jackson, RB Oregon State  
 Pioneer PureVision Las Vegas Bowl (2004) – Corey Bramlet, QB, Wyoming  
 Pioneer PureVision Las Vegas Bowl (2005) – Marshawn Lynch, RB, Cal  
 Pioneer PureVision Las Vegas Bowl (2006) – Jonny Harline, TE, BYU



**1994 MVP Henry Bailey of UNLV accounted for four total touchdowns in his team's blowout victory.**





# PIONEER LAS VEGAS BOWL RECORD BOOK

## INDIVIDUAL RECORDS

### RUSHING

Most Attempts:

34	Mike Anderson, Utah, 1999 vs. Fresno State
33	Profail Grier, Utah State, 1993 vs. Ball State
31	Wasean Tait, Toledo, 1995 vs. Nevada
28	Steven Jackson, Oregon State, 2003 vs. New Mexico
25	Maurice Drew, UCLA, 2004 vs. Wyoming

Most Net Yards:

254	Mike Anderson, Utah, 1999 vs. Fresno State
194	Marshawn Lynch, Cal, 2005 vs. BYU
185	Wasean Tait, Toledo, 1995 vs. Nevada
150	Saladin McCullough, Oregon, 1997 vs. Air Force
149	Steven Jackson, Oregon State, 2003 vs. New Mexico

Most Touchdowns:

4	Wasean Tait, Toledo, 1995 vs. Nevada
4	Steven Jackson, Oregon State, 2003 vs. New Mexico
3	Henry Bailey, UNLV, 1994 vs. Central Michigan
3	Kin Minor, Nevada, 1995 vs. Toledo
3	Marshawn Lynch, Cal, 2005 vs. BYU

Longest Rush:

76	Sean McCullough, Oregon, 1998 vs. Air Force
76	Mike Anderson, Utah, 1999 vs. Fresno State
62	LeAndre Moore, Ball State, 1996 vs. Nevada
58	Erik Engel, Toledo, 1995 vs. Nevada
56	DeJohn Branch, UNLV, 1994 vs. Central Michigan

Best Average Per Carry: (Min. 10 attempts)

9.6	DeJohn Branch, UNLV, 1994 vs. Central Michigan (13-125)
9.3	Ronald Curry, UNC, 1998 vs. San Diego State (10-93, 1TD)
8.8	Saladin McCullough, Oregon vs. Air Force (17-150, 1TD)
8.1	Marshawn Lynch, Cal, 2005 vs. BYU (24-194, 3TD)
7.5	Mike Anderson, Utah, 1999 vs. Fresno State (34-254, 2 TD)

### PASSING

Most Attempts:

53	John Beck, BYU, 2005 vs. Cal
49	Mike Maxwell, Nevada, 1995 vs. Toledo
46	John Beck, BYU, 2006 vs. Oregon
41	Ryan Huzjak, Toledo, 1995 vs. Nevada
40	Erik White, Bowling Green, 1992 vs. Nevada
40	Chris Vargas, Nevada, 1992 vs. Bowling Green
40	Robby Hampton, Arkansas, 2000 vs. UNLV

Most Completions:

35	John Beck, BYU, 2005 vs. Cal
29	Mike Maxwell, Nevada, 1995 vs. Toledo
28	John Beck, BYU, 2006 vs. Oregon
25	Anthony Calvillo, Utah State, 1993 vs. Ball State
24	Erik White, Bowling Green, 1992 vs. Nevada
24	Chris Vargas, Nevada, 1992 vs. Bowling Green

Most Yards:

375	John Beck, BYU, 2006 vs. Oregon
352	John Beck, BYU, 2005 vs. Cal
330	Mike Maxwell, Nevada, 1995 vs. Toledo
322	Derek Anderson, Oregon State, 2003 vs. New Mexico
307	Corey Bramlet, Wyoming, 2004 vs. UCLA

Most Touchdown Passes:

3	Anthony Calvillo, Utah State, 1993 vs. Ball State
3	Jason Maas, Oregon, 1997 vs. Air Force
3	John Beck, BYU, 2005 vs. Cal
2	10 times (last: John Beck, BYU, 2006 vs. Oregon)

Longest Pass:

78	Jason Maas to Pat Johnson, Oregon, 1997 vs. Air Force
71	Mike Maxwell to Alex Van Dyke, Nevada, 1995 vs. Toledo
69	Akili Smith to Pat Johnson, Oregon, 1997 vs. Air Force
67	T.D. Croshaw to Boo Bendinger, Utah, 1999 vs. Fresno State
63	Corey Bramlet to Tyler Holden, Wyoming, 2004 vs. UCLA

Highest Completion Percentage: (Min. 10 attempts)

.706	Jason Thomas, UNLV, 2000 vs. Arkansas (12-17, 217 yards, 3TD)
.696	Steve Levy, Cal, 2005 vs. BYU (16-23, 228 yards, 2TD)
.656	Derek Anderson, Oregon State, 2003 vs. UNM (21-32, 322 yards, 2TD)
.641	Anthony Calvillo, Utah State, 1993 vs. Ball State (25-39, 286 yards, 3TD)
.600	Jason Mass, Oregon, 1997 vs. Air Force (9-15, 188 yards, 3TD)

Most Passes had Intercepted:

2	Six times (last: John Beck, BYU, 2006 vs. Oregon)
---	---------------------------------------------------

### RECEIVING

Most Receptions:

14	Alex Van Dyke, Nevada, 1995 vs. Toledo
12	Nathan Meikle, BYU, 2005 vs. Cal
10	Damond Wilkins, Nevada, 1996 vs. Ball State
10	Michael Blair, Ball State, 1993 vs. Utah State
9	Jonny Harline, BYU, 2006 vs. Oregon

Most Yards:

181	Jonny Harline, BYU, 2006 vs. Oregon
176	Alex Van Dyke, Nevada, 1995 vs. Toledo
169	Pat Johnson, Oregon, 1997 vs. Air Force
160	Geoff Noisy, Nevada, 1996 vs. Ball State
130	DeSean Jackson, Cal, 2005 vs. BYU

Most Touchdowns:

2	Terrance McMillan, Central Michigan, 1994 vs. UNLV
2	Damond Wilkins, Nevada, 1996 vs. Ball State
2	Pat Johnson, Oregon, 1997 vs. Air Force
2	Tony Hartley, Oregon, 1997 vs. Air Force
2	Nate Turner, UNLV, 2000 vs. Arkansas
2	Craig Bragg, UCLA, 2004 vs. Wyoming
2	DeSean Jackson, Cal, 2005 vs. BYU

Longest Reception:

78	Jason Mass to Pat Johnson, Oregon, 1997 vs. Air Force
71	Mike Maxwell to Alex Van Dyke, Nevada, 1995 vs. Toledo
69	Akili Smith to Pat Johnson, Oregon, 1997 vs. Air Force
67	T.D. Croshaw to Boo Bendinger, Utah, 1999 vs. Fresno State
63	Corey Bramlet to Tyler Holden, Wyoming, 2004 vs. UCLA

Average Per Catch: (Min. 3 attempts)

33.8	Pat Johnson, Oregon, 1997 vs. Air Force (5-169, 2TD)
28.8	Tyler Holden, Wyoming, 2004 vs. UCLA (4-115, 1TD)
25.0	Terrance McMillan, Central Michigan, 1994 vs. UNLV (4-100, 2TD)
22.8	Geoff Noisy, Nevada, 1996 vs. Ball State (7-160)
21.6	DeSean Jackson, Cal, 2005 vs. BYU (6-130, 2TD)

### TOTAL OFFENSE

Most Plays:

60	John Beck, BYU, 2005 vs. Cal
54	Ryan Huzjak, Toledo, 1995 vs. Nevada
52	John Beck, BYU, 2006 vs. Oregon
51	Mike Maxwell, Nevada, 1995 vs. Toledo
47	Anthony Calvillo, Utah State, 1993 vs. Ball State

Most Total Yards:

401	John Beck, BYU, 2006 vs. Oregon
399	John Beck, BYU, 2005 vs. Cal
337	Mike Maxwell, Nevada, 1995 vs. Toledo
336	Anthony Calvillo, Utah State, 1993 vs. Ball State
325	Derek Anderson, Oregon State, 2003 vs. New Mexico

### ALL-PURPOSE YARDS

Most Yards:

272	Pat Johnson, Oregon, 1997 vs. Air Force
269	Mike Anderson, Utah, 1999 vs. Fresno State
249	Marshawn Lynch, Cal, 2005 vs. BYU
238	Wasean Tait, Toledo, 1995 vs. Nevada
200	Steven Jackson, Oregon State, 2003 vs. New Mexico

Most Touchdowns:

5	Steven Jackson, Oregon State, 2003 vs. New Mexico
4	Wasean Tait, Toledo, 1995 vs. Nevada
3	Henry Bailey, UNLV, 1994 vs. Central Michigan
3	Kin Minor, Nevada, 1995 vs. Toledo
3	Marshawn Lynch, Cal, 2005 vs. BYU



# PIONEER LAS VEGAS BOWL RECORD BOOK

## LONG PLAYS

### Longest Rush:

76	Sean McCullough, Oregon, 1998 vs. Air Force
76	Mike Anderson, Utah, 1999 vs. Fresno State
62	LeAndre Moore, Ball State, 1996 vs. Nevada
58	Erik Engel, Toledo, 1995 vs. Nevada
56	DeJohn Branch, UNLV, 1994 vs. Central Michigan

### Longest Rushing TD:

76	Sean McCullough, Oregon, 1998 vs. Air Force
62	LeAndre Moore, Ball State, 1996 vs. Nevada
49	Henry Bailey, UNLV, 1994 vs. Central Michigan
48	Ronald Curry, North Carolina, 1998 vs. San Diego State
35	Marshawn Lynch, Cal, 2005 vs. BYU

### Longest Pass:

78	Jason Mass to Pat Johnson, Oregon, 1997 vs. Air Force
71	Mike Maxwell to Alex Van Dyke, Nevada, 1995 vs. Toledo
69	Akili Smith to Pat Johnson, Oregon, 1997 vs. Air Force
67	T.D. Croshaw to Boo Bendinger, Utah, 1999 vs. Fresno State
63	Corey Bramlet to Tyler Holden, Wyoming, 2004 vs. UCLA

### Longest Passing TD:

78	Jason Mass to Pat Johnson, Oregon, 1997 vs. Air Force
69	Akili Smith to Pat Johnson, Oregon, 1997 vs. Air Force
54	Jason Thomas to Troy Mason, UNLV, 2000 vs. Arkansas
53	Erik Timpf to Terrance McMillian, Central Michigan, 1994 vs. UNLV
47	Dennis Dixon to Brian Paysinger, Oregon, 2006 vs. BYU

### Longest Reception:

78	Jason Mass to Pat Johnson, Oregon, 1997 vs. Air Force
71	Mike Maxwell to Alex Van Dyke, Nevada, 1995 vs. Toledo
69	Akili Smith to Pat Johnson, Oregon, 1997 vs. Air Force
67	T.D. Croshaw to Boo Bendinger, Utah, 1999 vs. Fresno State
63	Corey Bramlet to Tyler Holden, Wyoming, 2004 vs. UCLA

### Longest Reception TD:

78	Jason Mass to Pat Johnson, Oregon, 1997 vs. Air Force
69	Akili Smith to Pat Johnson, Oregon, 1997 vs. Air Force
54	Jason Thomas to Troy Mason, UNLV, 2000 vs. Arkansas
53	Erik Timpf to Terrance McMillian, Central Michigan, 1994 vs. UNLV
47	Dennis Dixon to Brian Paysinger, Oregon, 2006 vs. Oregon

## KICKING/PUNTING

### Most Field Goals:

3	Damon Shea, Nevada, 1995 vs. Toledo
2	Steve Terelak, Nevada, 1992 vs. Bowling Green
2	Josh McGee, North Carolina, 1998 vs. San Diego State
2	Nate Tandberg, San Diego State, 1998 vs. North Carolina
2	Nate Fiske, UCLA, 2002 vs. New Mexico
2	Kirk Yliniemi, Oregon State, 2003 vs. New Mexico

### Longest Field Goal:

49	Nate Fiske, UCLA, 2002 vs. New Mexico
39	Nate Fiske, UCLA, 2002 vs. New Mexico
39	Deric Yaussi, Wyoming, 2004 vs. UCLA
38	Nick Garritano, UNLV, 1994 vs. Central Michigan
34	Damon Shea, Nevada, 1995 vs. Toledo

### Most PATs:

7	Nick Garritano, UNLV, 1994 vs. Central Michigan
7	Kirk Yliniemi, Oregon State, 2003 vs. New Mexico
6	Nathan Morreale, Utah State, 1993 vs. Ball State
5	Brian Leaver, Bowling Green, 1992 vs. Nevada
5	Mark Spring, Toledo, 1995 vs. Nevada
5	Tom Schneider, Cal, 2005 vs. BYU
5	Jared McLaughlin, BYU, 2006 vs. Oregon

### Most Punts:

10	Brad Faunce, UNLV, 1994 vs. Central Michigan
10	Tyler Gaus, New Mexico, 2003 vs. Oregon State
9	Jason Kirkland, Air Force, 1997 vs. Oregon
8	Nate Fiske, UCLA, 2002 vs. New Mexico
8	Mike MacGillivray, USC, 2001 vs. Utah

### Highest Average: (Min. 2 punts)

49.8	Jason McLean, Nevada, 1995 vs. Toledo
46.1	Richie Butler, Arkansas, 2000 vs. UNLV

45.0	Brad Faunce, UNLV, 1994 vs. Central Michigan
44.9	Nate Fiske, UCLA, 2002 vs. New Mexico
44.0	Brian Schmitz, North Carolina, 1998 vs. San Diego State
44.0	Chris Kluwe, UCLA, 2004 vs. UCLA

### Longest Punt:

66	Brian Schmitz, UNC, 1998 vs. San Diego State
59	Brad Maynard, Ball State, 1996 vs. Nevada
59	Chris Kluwe, UCLA, 2004 vs. UCLA
58	Richie Butler, Arkansas, 2000 vs. UNLV
57	Nate Fiske, UCLA, 2002 vs. New Mexico

## PUNT RETURNS

### Most Returns:

6	Dwight Counter, New Mexico vs. UCLA
5	Troy Mason, UNLV, 2000 vs. Arkansas
4	Mace Freeman, Toledo, 1995 vs. Nevada
4	Pat Johnson, Oregon, 1997 vs. Air Force
4	J?? Walterscheid, Utah, 2001 vs. USC
4	Cole Clasen, Oregon State, 2003 vs. New Mexico

### Most Return Yards:

89	Craig Bragg, UCLA, 2002 vs. New Mexico
54	Patrick Chung, Oregon, 2006 vs. BYU
51	Troy Mason, UNLV, 2000 vs. Arkansas
49	Pat Johnson, Oregon, 1997 vs. Air Force
45	?? Reeves, Nevada, 1992 vs. Bowling Green

### Longest Return:

74	Craig Bragg, UCLA, 2002 vs. New Mexico
45	Bryan Reeves, Nevada, 1992 vs. Bowling Green
31	Patrick Chung, Oregon, 2006 vs. BYU
27	Randy Gatewood, UNLV, 1994 vs. Central Michigan
24	Troy Mason, UNLV, 2000 vs. Arkansas

### Highest Return Average: (Min. 2 attempts)

44.5	Craig Bragg, UCLA, 2002 vs. New Mexico (2-89, 74-yd TD)
18.0	Patrick Chung, Oregon, 2006 vs. BYU (3-54)
13.5	Kevin Arbet, USC, 2001 vs. Utah (2-27)
11.4	Randy Gatewood, UNLV, 1994 vs. Central Michigan
10.3	Craig Bragg, UCLA, 2004 vs. Wyoming (3-31)

### Punt Return For TD:

74	Craig Bragg, UCLA, 2002 vs. New Mexico
----	----------------------------------------

## KICKOFF RETURNS

### Most Returns:

5	Jonathan Stewart, Oregon, 2006 vs. BYU
4	Juan Gorman, Ball State, 1993 vs. Utah State
4	Sylvester Patton, Toledo, 1995 vs. Nevada
4	Dwayne Harris, Toledo, 1995 vs. Nevada
4	Brand Ratcliff, New Mexico, 2003 vs. OSU

### Most Yards:

119	Dwayne Harris, Toledo, 1995 vs. Nevada
117	Jonathan Stewart, Oregon, 2006 vs. BYU
100	Damon Tolbert, Central Michigan, 1994 vs. UNLV
100	Brand Ratcliff, New Mexico, 2003 vs. Oregon State
85	Ernie Wilson, Nevada, 1995 vs. Toledo

### Longest Return:

51	Damon Tolbert, Central Michigan, 1994 vs. UNLV
47	Jonathan Stewart, Oregon, 2006 vs. BYU
40	Brand Ratcliff, New Mexico, 2003 vs. Oregon State
39	Marcus O'Keith, Cal, 2005 vs. BYU
35	Ernie Wilson, Nevada, 1995 vs. Toledo

### Highest Return Average: (Min. 2 attempts)

33.3	Damon Tolbert, Central Michigan, 1994 vs. UNLV
29.8	Dwayne Harris, Toledo, 1995 vs. Nevada (4-119)
28.5	D'Sha Crockett, Utah, 1999 vs. Fresno State (2-57)
28.5	Marcus O'Keith, Cal, 2005 vs. BYU (2-57)
25.5	LeAndre Moore, Ball State, 1996 vs. Nevada (2-51)

### Kick Return For TD:

Never



# PIONEER LAS VEGAS BOWL RECORD BOOK

## INTERCEPTIONS

### Most Interceptions:

2	Justin Robinson, BYU, 2006 vs Oregon
2	Donald Toomer, Utah State, 1993 vs. Ball State
1	18 times (last: Patrick Chung, Oregon, 2006 vs. BYU)

### Most Return Yards:

55	Darnell Hasson, Nevada, 1995 vs. Toledo
55	Desmar Black, New Mexico, 2002 vs. UCLA
48	Matthew Clark, UCLA, 2004 vs. Wyoming
39	Donald Toomer, Utah State, 1993 vs. Ball State
35	Patrick Chung, Oregon, 2006 vs. BYU

### Longest Return:

55	Darnell Hasson, Nevada, 1995 vs. Toledo
55	Desmar Black, New Mexico, 2002 vs. UCLA
48	Matthew Clark, UCLA, 2004 vs. Wyoming
35	Patrick Chung, Oregon, 2006 vs. BYU
32	Donald Toomer, Utah State, 1993 vs. Ball State

### Interception Return For TD:

55	Desmar Black, New Mexico, 2002 vs. UCLA
32	Donald Toomer, Utah State, 1993 vs. Ball State
29	Jarrad Page, UCLA, 2002 vs. New Mexico

### Most Passes Broken Up:

3	Forey Duckett, Nevada, 1992 vs. Bowling Green
3	Travis Schow, Utah State, 1993 vs. Ball State
3	Rashad Bauman, Oregon, 1997 vs. Air Force
3	Kevin Thomas, UNLV, 2000 vs. Arkansas
3	Thurmond Walter, Oregon, 2006 vs. BYU
2	15 times (last: Justin Robinson, BYU, 2006 vs. Oregon)

## TACKLES

### Most Tackles:

20	Troy Polamalu, USC, 2001 vs. Utah
14	DeShaun Hill, USC, 2001 vs. Utah
13	Harrison Smith, Cal, 2005 vs. BYU
12	Frank Strong, USC, 2001 vs. Utah
12	Steve Bryant, Nevada, 1992 vs. Bowling Green

### Most Unassisted Tackles:

12	Troy Polamalu, USC, 2001 vs. Utah
10	Steve Bryant, Nevada, 1992 vs. Bowling Green
10	Artie Mangham, Bowling Green, 1992 vs. Nevada
8	Jarrad Page, UCLA, 2002 vs. New Mexico
8	Harrison Smith, Cal, 2005 vs. BYU
8	J.D. Nelson, Oregon, 2006 vs. Oregon

### Most Sacks:

3	Mike Crawford, Nevada, 1996 vs. Ball State
2	Rodney Mazion, UNLV, 1994 vs. Central Michigan
2	Mark Byers, UNLV, 1994 vs. Central Michigan
2	Mike Pringley, North Carolina, 1998 vs. San Diego State
2	John Flora, Wyoming, 2004 vs. UCLA

## THE LAST TIME

### Missed FG return for TD:

75	Payton Williams of Fresno State, 1999 vs. Utah
----	------------------------------------------------

### Blocked Punt Returned For A TD:

0	David Bomar, North Carolina, 1998 vs. San Diego State
---	-------------------------------------------------------

### Fumble Returned For A TD:

45	Bryce Fisher, Air Force, 1997 vs. Oregon
----	------------------------------------------

### Interception Return For TD:

55	Desmar Black, New Mexico, 2002 vs. UCLA
----	-----------------------------------------

### Punt Return For TD:

74	Craig Bragg, UCLA, 2002 vs. New Mexico
----	----------------------------------------

### Two-Point Conversion:

	Jeremiah Johnson rush, Oregon, 2006 vs. BYU
--	---------------------------------------------

### A Safety Was Scored:

	Ball State forced Utah State out of the end zone, 1993
--	--------------------------------------------------------

### A Kickoff Was Returned For A TD:

	Never
--	-------

### An Overtime Game Was Played:

1995	Toledo 40
	Nevada 37 (1OT)

## 100-YARD RUSHERS

254	Mike Anderson, Utah, 1999 (34-254, 2TD)
194	Marshawn Lynch, Cal, 2005 (24-194, 3TD)
185	Wasean Tail, Toledo, 1995 (31-185, 4TD)
150	Sean McCullough, Oregon, 1997 (17-150, 1TD)
149	Steven Jackson, Oregon State, 2003 (28-149, 4TD)
142	Profail Grier, Utah State, 1993 (33-142, 2TD)
126	Maurice Drew, UCLA, 2004 (25-126)
125	DeJohn Branch, UNLV, 1994 (13-125)
120	Curtis Brown, BYU, 2006 (17-120, 2TD)
113	Zeb Jackson, Bowling Green, 1992 (22-113, 2TD)
103	Adam Tate, Utah, 2001 (23-103, 1TD)

## 100-YARD RECEIVERS

181	Jonny Harline, BYU, 2006 (9-181, 1TD)
176	Alex Van Dyke, Nevada, 1995 (11-176)
169	Pat Johnson, Oregon, 1997 (5-169, 2TD)
130	DeSean Jackson, Cal, 2005 (6-130, 2TD)
126	Nate Turner, UNLV, 2000 (8-126, 2TD)
121	Tim Euhus, Oregon State, 2003 (7-121)
115	Tyler Holden, Wyoming, 2004 (4-115, 1TD)
114	Brian Oliver, Ball State, 1993 (5-114, 1TD)
107	Jovon Bouknight, Wyoming, 2004 (5-107)
106	Diamond Wilkens, Nevada, 1996 (10-106, 2TD)
104	Randy Gatewood, UNLV, 1994 (6-104, 1TD)
101	Henry Bailey, UNLV, 1994 (5-101, 1TD)
100	Terrance McMillan, Central Michigan, 1994 (4-100, 2TD)

## 300-YARD PASSERS

375	John Beck, BYU, 2006 (28-46-375, 2TD)
352	John Beck, BYU, 2005 (35-53-352, 3TD)
330	Mike Maxwell, Nevada, 1995 (27-49-330)
322	Derek Anderson, Oregon State, 2003 (21-32-322, 2TD)
307	Corey Bramlet, Wyoming, 2004 (20-34-307, 2TD)



**Future NFL running back Mike Anderson rushed for a bowl-record 254 yards for Utah in 1999.**





# PIONEER LAS VEGAS BOWL RECORD BOOK

## TEAM RECORDS

### RUSHING

#### Most Attempts:

54	Toledo, 1995 vs. Nevada
54	Utah, 2001, vs. USC
51	Central Michigan, 1994 vs. UNLV
49	San Digo State, 1998 vs. North Carolina
47	UNLV, 2000 vs. Arkansas

#### Fewest Attempts:

25	USC, 2001 vs. Utah
29	Ball State, 1993 vs. Utah State
27	BYU, 2005 vs. Cal
29	Nevada, 1995 vs. Toledo
30	Wyoming, 2004 vs. UCLA
30	Oregon, 2006 vs. BYU

#### Most Net Yards:

334	Utah, 1999 vs. Fresno State
307	Toledo, 1995 vs. Nevada
301	UNLV, 1994 vs. Central Michigan
266	Oregon, 1997 vs. Air Force
259	UNLV, 2000 vs. Arkansas

#### Fewest Net Yards:

1	USC, 2001 vs. Utah
6	New Mexico, 2003 vs. Oregon State
47	New Mexico, 2002 vs. UCLA
73	Ball State, 1993 vs. Utah State
73	UCLA, 2002 vs. New Mexico

#### Highest Average Per Carry:

7.2	UNLV, 1994 vs. Central Michigan
6.2	Oregon, 1997 vs. Air Force
6.2	Utah, 1999 vs. Fresno State
5.7	Toledo, 1995 vs. Nevada
5.6	BYU, 2006 vs. Oregon
5.6	Cal, 2005 vs. BYU

#### Lowest Average Per Carry:

0.0	USC, 2001 vs. Utah
0.2	New Mexico, 2003 vs. Oregon State
1.3	New Mexico, 2002 vs. UCLA
1.9	UCLA, 2002 vs. New Mexico
2.5	Wyoming, 2004 vs. UCLA

#### Most Touchdowns:

6	Toledo, 1995 vs. Nevada
4	Nevada, 1995 vs. Toledo
4	Oregon State, 2003 vs. New Mexico
3	UNLV, 1994 vs. Central Michigan
3	Cal, 2005 vs. BYU
3	BYU, 2006 vs. Oregon

### PASSING

#### Most Attempts:

53	BYU, 2005 vs. Cal
49	Nevada, 1992 vs. Bowling Green
49	Nevada, 1995 vs. Toledo
48	Nevada, 1996 vs. Ball State
47	BYU, 2006 vs. Oregon

#### Fewest Attempts:

13	North Carolina, 1998 vs. San Diego State
17	UNLV, 2000 vs. Arkansas
19	Air Force, 1997 vs. Oregon
21	Utah, 2001 vs. USC
22	UCLA, 2002 vs. New Mexico

#### Most Completions:

35	BYU, 2005 vs. Cal
29	Nevada, 1992 vs. Bowling Green
28	BYU, 2006 vs. Oregon
27	Nevada, 1995 vs. Toledo
27	Oregon State, 2003 vs. New Mexico

#### Fewest Completions:

4	North Carolina, 1998 vs. San Diego State
6	Air Force, 1997 vs. Oregon
10	New Mexico, 2003 vs. Oregon State
11	Ball State, 1996 vs. Nevada
11	San Diego State, 1998 vs. North Carolina
11	Utah, 1999 vs. Fresno State

#### Most Yards:

386	Oregon State, 2003 vs. New Mexico
375	BYU, 2006 vs. Oregon
352	BYU, 2005 vs. Cal
344	Nevada, 1992 vs. Bowling Green
330	Nevada, 1995 vs. Toledo

#### Fewest Yards:

33	North Carolina, 1998 vs. San Diego State
59	Air Force, 1997 vs. Oregon
94	UCLA, 2002 vs. New Mexico
102	San Diego State, 1998 vs. North Carolina
106	Ball State, 1996 vs. Nevada

#### Highest Completion Percentage (Min. 10 attempts):

.706	UNLV, 2000 vs. Arkansas
.696	Cal, 2005 vs. BYU
.660	BYU, 2005 vs. Cal
.659	Oregon State, 2003 vs. New Mexico
.641	Utah State, 1993 vs. Ball State

#### Lowest Completion Percentage (Min. 10 attempts):

.286	Air Force, 1997 vs. Oregon
.308	North Carolina, 1998 vs. San Diego State
.355	Ball State, 1996 vs. Nevada
.435	New Mexico, 2003 vs. Oregon State
.450	Arkansas, 2000 vs. UNLV
.458	Utah, 1999 vs. Fresno State

#### Most Touchdown Passes:

4	Oregon, 1997 vs. Air Force
3	Bowling Green, 1992 vs. Nevada
3	Utah State, 1993 vs. Ball State
3	Ball State, 1993 vs. Utah State
3	UNLV, 1994 vs. Central Michigan
3	UNLV, 2000 vs. Arkansas
3	Oregon State, 2003 vs. New Mexico
3	Wyoming, 2004 vs. UCLA
3	UCLA, 2004 vs. Wyoming
3	BYU, 2005 vs. Cal
2	7 times (last: BYU, 2006 vs. Oregon)

#### Most Passes Had Intercepted:

2	Oregon, 2006 vs BYU
2	Ball State, 1993 vs. Utah State
2	Utah State, 1993 vs. Ball State
2	Central Michigan, 1994 vs. UNLV
2	Nevada, 1996 vs. Ball State
2	BYU, 2005 vs. Cal

### RECEIVING

#### Most Receptions:

35	BYU, 2005 vs. Cal
29	Nevada, 1992 vs. Bowling Green
28	BYU, 2006 vs. Oregon
27	Nevada, 1995 vs. Toledo
27	Oregon State, 2003 vs. New Mexico

#### Fewest Receptions:

4	North Carolina, 1998 vs. San Diego State
6	Air Force, 1997 vs. Oregon
10	New Mexico, 2003 vs. Oregon State
11	Ball State, 1996 vs. Nevada
11	San Diego State, 1998 vs. North Carolina
11	Utah, 1999 vs. Fresno State



# PIONEER LAS VEGAS BOWL RECORD BOOK

Most Yards:

386	Oregon State, 2003 vs. New Mexico
375	BYU, 2006 vs. Oregon
352	BYU, 2005 vs. Cal
344	Nevada, 1992 vs. Bowling Green
330	Nevada, 1995 vs. Toledo

Fewest Yards:

33	North Carolina, 1998 vs. San Diego State
59	Air Force, 1997 vs. Oregon
94	UCLA, 2002 vs. New Mexico
102	San Diego State, 1998 vs. North Carolina
106	Ball State, 1996 vs. Nevada

Most Touchdowns:

4	Oregon, 1997 vs. Air Force
3	Bowling Green, 1992 vs. Nevada
3	Utah State, 1993 vs. Ball State
3	Ball State, 1993 vs. Utah State
3	UNLV, 1994 vs. Central Michigan
3	UNLV, 2000 vs. Arkansas
3	Oregon State, 2003 vs. New Mexico
3	Wyoming, 2004 vs. UCLA
3	UCLA, 2004 vs. Wyoming
3	BYU, 2005 vs. Cal
2	Seven times (last: BYU, 2006 vs. Oregon)

**TOTAL OFFENSE**

Most Plays:

95	Toledo, 1995 vs. Nevada
85	Utah State, 1993 vs. Ball State
84	Nevada, 1992 vs. Bowling Green
82	Bowling Green, 1992 vs. Nevada
80	Nevada, 1995 vs. Toledo
80	BYU, 2005 vs. Cal

Fewest Plays:

50	North Carolina, 1998 vs. San Diego State
51	USC, 2001 vs. Utah
57	New Mexico, 2003 vs. Oregon State
61	UCLA, 2002 vs. New Mexico
62	Air Force, 1997 vs. Oregon

Most Net Yards:

589	UNLV, 1994 vs. Central Michigan
583	Oregon, 1997 vs. Air Force
561	Toledo, 1995 vs. Nevada
548	Utah, 1999 vs. Fresno State
548	BYU, 2006 vs. Oregon
540	Oregon State, 2003 vs. New Mexico

Fewest Net Yards:

127	New Mexico, 2003 vs. Oregon State
151	USC, 2001 vs. Utah
167	UCLA, 2002 vs. New Mexico
218	Ball State, 1996 vs. Nevada
260	Oregon, 2006 vs. BYU

**MISCELLANEOUS SCORING**

Most Points Scored One Team:

55	Oregon State, 2003 vs. New Mexico
----	-----------------------------------

Most Points Scored Combined:

77	Toledo 40, Nevada 37, (OT)
----	----------------------------

Most Points Scored in First Half:

31	UNLV, 1994 vs. Central Michigan
31	Oregon State, 2003 vs. New Mexico

Most Points Scored in Second Half:

33	Ball State, 1993 vs. Utah State
----	---------------------------------

Most Points Scored in First Quarter:

17	Oregon State, 2003 vs. New Mexico
----	-----------------------------------

Most Points Scored in Second Quarter:

17	BYU, 2006 vs. Oregon
17	UNLV, 1994 vs. Central Michigan

Most Points Scored in Third Quarter:

21	Nevada, 1992 vs. Bowling Green
----	--------------------------------

Most Points Scored in Fourth Quarter:

16	Ball State, 1993 vs. Utah State
----	---------------------------------

Overtime Game:

Toledo 40, Nevada 37, 1995	(1 possession each)
----------------------------	---------------------

Longest Touchdown Play:

78	Jason Maas pass to Pat Johnson, Oregon, 1997 vs. AFA
----	------------------------------------------------------

Most Points Scored Winner:

55	Oregon State defeated New Mexico, 55-14, 2003
----	-----------------------------------------------

Most Points Scored Loser:

37	Toledo defeated Nevada, 40-37 (OT), 1995
----	------------------------------------------

Fewest Points Scored Winner:

10	Utah defeated USC, 10-6, 2001
----	-------------------------------

Fewest Points Scored Loser:

6	Utah defeated USC, 10-6, 2001
---	-------------------------------

Largest Win Point Differential:

41	Oregon State defeated New Mexico, 55-14, 2003
----	-----------------------------------------------

Smallest Win Point Differential:

1	Utah defeated Fresno State, 17-16, 1999
	Bowling Green defeated Nevada, 35-34, 1992

Biggest Deficit Overcome To Win:

11	Wyoming defeated UCLA, 24-21, 2004
	Cowboys trailed 21-10 entering 4th Quarter

**FIRST DOWNS**

Most First Downs:

33	Toledo, 1995 vs. Nevada
30	BYU, 2006 vs. Oregon
29	Oregon State, 2003 vs. New Mexico
27	Utah State, 1993 vs. Ball State
27	BYU, 2005 vs. Cal

Fewest First Downs:

7	New Mexico, 2003 vs. Oregon State
8	North Carolina, 1998 vs. San Diego State
9	UCLA, 2002 vs. New Mexico
11	Air Force, 1997 vs. Oregon
12	Ball State, 1996 vs. Nevada
12	USC, 2001 vs. Utah

Most First Downs Rushing:

17	Toledo, 1995 vs. Nevada
16	Cal, 2005 vs. BYU
14	Utah, 1999 vs. Fresno State
13	UNLV, 1994 vs. Central Michigan
12	Utah, 2001 vs. USC

Fewest First Downs Rushing:

2	Nevada, 1996 vs. Ball State
3	Nevada, 1995 vs. Toledo
3	Oregon State, 2003 vs. New Mexico
3	New Mexico, 2003 vs. Oregon State
4	Ball State, 1993 vs. Ball State
4	Arkansas, 2000 vs. UNLV
4	USC, 2001 vs. Utah

Most First Downs Passing:

20	Nevada, 1996 vs. Ball State
18	Nevada, 1995 vs. Toledo
18	BYU, 2005 vs. Cal
18	BYU, 2006 vs. Oregon
17	Oregon State, 2003 vs. New Mexico

Fewest First Downs Passing:

2	North Carolina, 1998 vs. San Diego State
3	Air Force, 1997 vs. Oregon
3	New Mexico, 2003 vs. Oregon State
5	Ball State, 1996 vs. Nevada
5	New Mexico, 2002 vs. UCLA
5	Fresno State, 1999 vs. Utah





# PIONEER LAS VEGAS BOWL RECORD BOOK

Most First Downs by Penalty:

4	San Diego State, 1998 vs. North Carolina
4	BYU, 2006 vs. Oregon
3	Air Force, 1997 vs. Oregon
3	Fresno State, 1999 vs. Utah
3	Cal, 2005 vs. BYU
3	BYU, 2005 vs. Cal

Fewest First Downs by Penalty:

0	Central Michigan, 1994 vs. UNLV
0	Toledo, 1995 vs. Nevada
0	Oregon, 2006 vs. BYU
1	Nine times (last: New Mexico, 2003 vs. Oregon State)

**PUNTING**

Most Punts:

12	Ball State, 1996 vs. Nevada
10	Air Force, 1997 vs. Oregon
10	New Mexico, 2003 vs. Oregon State
8	USC, 2001 vs. Utah
8	UCLA, 2002 vs. New Mexico

Average (min. 2 punts):

49.8	Nevada, 1995 vs. Toledo
46.1	Arkansas, 2000 vs. UNLV
45.0	UNLV, 1994 vs. Central Michigan
44.9	UCLA, 2002 vs. New Mexico
44.0	North Carolina, 1998 vs. San Diego State
44.0	UCLA, 2004 vs. Wyoming

**PUNT RETURNS**

Most Returns:

5	Oregon, 1997 vs. Air Force
5	UNLV, 2000 vs. Arkansas
5	Oregon State, 2003 vs. New Mexico
4	Toledo, 1995 vs. Nevada
4	Utah, 2001 vs. USC

Most Yards:

96	UCLA, 2002 vs. New Mexico
54	Oregon, 2006 vs. BYU
58	Oregon, 1997 vs. Air Force
51	UNLV, 2000 vs. Arkansas
27	USC, 2001 vs. Utah

**KICKOFF RETURNS**

Most Returns:

8	Toledo, 1995 vs. Nevada
8	New Mexico, 2003 vs. Oregon State
7	Air Force, 1997 vs. Oregon
6	Utah State, 1993 vs. Ball State
6	Ball State, 1993 vs. Utah State
6	Central Michigan, 1994 vs. UNLV

Most Yards:

178	Toledo, 1995 vs. Nevada
175	New Mexico, 2003 vs. Oregon State
156	Central Michigan, 1994 vs. UNLV
117	Oregon, 2006 vs. BYU
114	Air Force, 1997 vs. Oregon

**FUMBLES**

Most Fumbles:

6	UCLA, 2004 vs. Wyoming
5	Central Michigan, 1994 vs. UNLV
4	Toledo, 1995 vs. Nevada
4	New Mexico, 2002 vs. UCLA
3	UNLV, 1994 vs. Central Michigan
3	Nevada, 1992 vs. Bowling Green
3	Oregon, 1997 vs. Air Force
3	San Diego State, 1998 vs. North Carolina

Most Fumbles Lost:

3	Toledo, 1995 vs. Nevada
2	Nevada, 1992 vs. Bowling Green
2	Central Michigan, 1995 vs. Nevada
2	Oregon, 1997 vs. Air Force
2	New Mexico, 2002 vs. UCLA
2	UCLA, 2004 vs. Wyoming

**PENALTIES**

Most Penalties:

19	Oregon, 1997 vs. Air Force
15	Utah State, 1993 vs. Ball State
15	Utah, 1999 vs. Fresno State
13	New Mexico, 2003 vs. Oregon State
12	UNLV, 2000 vs. Arkansas
12	BYU, 2005 vs. Cal

Least Penalties:

3	Nevada, 1995 vs. Toledo
3	Nevada, 1992 vs. Bowling Green
4	San Diego State, 1998 vs. North Carolina
5	Bowling Green, 1992 vs. Nevada
5	Ball State, 1993 vs. Utah State

Most Penalty Yards:

166	Oregon, 1997 vs. Air Force
151	Utah, 1999 vs. Fresno State
150	Utah State, 1993 vs. Ball State
117	UNLV, 2000 vs. Arkansas
114	Wyoming, 2004 vs. UCLA
108	UCLA, 2002 vs. New Mexico

Least Penalty Yards:

10	Nevada, 1992 vs. Bowling Green
15	Nevada, 1995 vs. Toledo
30	Ball State, 1993 vs. Utah State
36	San Diego State, 1998 vs. North Carolina
47	USC, 2001 vs. Utah
49	Ball State, 1996 vs. Nevada

**ATTENDANCE**

44,615	– 2006, BYU vs. Oregon
40,053	– 2005, Cal vs. BYU
30,894	– 2001, Utah vs. USC
30,324	– 2002, UCLA vs. New Mexico
29,113	– 2000, UNLV vs. Arkansas



**Cal head coach Jeff Tedford accepts the championship trophy following the 2005 Pioneer PureVision Las Vegas Bowl.**



# PIONEER LAS VEGAS BOWL RECAPS

## Las Vegas Bowl I



Bowling Green 35  
Head Coach: Gary Blackney (10-2)



Nevada 34  
Head Coach: Chris Ault (7-5)

**(December 18, 1992)** – The inaugural Las Vegas Bowl was voted one of the best bowl games of the year by ESPN and the Los Angeles Times. The University of Nevada, champions of the Big West Conference, became the first school to win a Division I-A conference championship in their first year after jumping from Division I-AA. Mid-American Conference champion Bowling Green, led by eventual game MVP Erik White, jumped out to a 28-3 halftime lead. The Wolf Pack stormed back to take a 34-28 lead in the fourth quarter, setting up the game-winning touchdown by Bowling Green.

**Key to the game:** Bowling Green's Dave Hankins caught a 3-yard pass from White with :22 left on the game clock. Attendance: 15,476

**MVP** - Erik White, QB, Bowling Green University – 24-40, 245 yards, 2 TD passes

Nevada	3	0	21	10	-	34
Bowling Green	14	14	0	7	-	35

- BG LeRoy Smith 10 pass from Erik White (Brian Leaver kick)
- NEV Steve Terelak 30 yard FG
- BG Zeb Jackson 4 run (Leaver kick)
- BG Erik White 8 pass from LeRoy Smith (Leaver kick)
- BG Jackson 17 run (Leaver kick)
- NEV Mike Senior 5 pass from Chris Vargas (Terelak kick)
- NEV Dedric Holmes 5 run (Terelak kick)
- NEV Tom Matter 3 pass from Vargas (Terelak kick)
- NEV Bryan Reeves 3 run (Terelak kick)
- NEV Terelak 19 yard FG
- BG Dave Hankins 3 pass from White (Leaver kick)

TEAM STATISTICS	NEV	BG
First Downs	25	21
Rushes-Yards	35-94	41-157
Passing Yards	344	253
Total Yards	438	410
Passing (Comp-Att-Int)	29-49-0	25-41-0
Punts-Average	4-36.7	5-43.2
Fumbles - Lost	3-2	0-0
Penalties -Yards	3-10	5-56
Time of Poss.	33:35	26:25

### INDIVIDUAL STATISTICS

**RUSHING** – Nevada: Holmes 18-62, Vargas 4-22. BG: Jackson 22-113, Smith 12-27.

**PASSING** – Nevada: Vargas 24-40-0-283, Gatlin 5-8-0-61. BG: White 24-40-0-245 yards, Smith 1-1-0-8 yards.


**RECEIVING** – Nevada: Reeves 8-92, King 5-88, Senior 6-84, Stephens 7-52. BG: Smith 7-68, Szlachcic 5-51.





# PIONEER LAS VEGAS BOWL RECAPS

## Las Vegas Bowl II

 Utah State 42  
Head Coach: Charlie Weatherbie (7-5)

 Ball State 33  
Head Coach: Paul Schudel (8-3-1)

**(December 17, 1993)** – Las Vegas Bowl II was an offensive war as the Cardinals and Aggies combined for 75 total points and 805 yards of total offense.

**Keys to the game:** Utah State quarterback Anthony Calvillo threw two touchdowns and the Aggies dominated time of possession (35:11 to 24:49).

**Attendance:** 15,508

**MVP** - Anthony Calvillo, QB, Utah State University – 25-39, 286 yards, 3 TD passes

Ball State	0	0	17	16	-	33
Utah State	14	7	14	7	-	42

- USU Cotie McMahon 22 yard pass from Anthony Cavillo (Nate Morrealle kick)
- USU Profail Grier 3 run (Morraelle kick)
- USU Aubrey Thompson 3 pass from Cavillo (Morrealle kick)
- BSU Erin McCray 7 pass from Mike Neu (Matt Swart kick)
- BSU Swart 31 yard FG
- USU Grier 15 run (Morrealle kick)
- USU Mike Lee 16 pass from Calvillo
- BSU Mike Blair 2 pass from Neu
- BSU Safety, Calvillo forced out of endzone
- USU Donald Toomer 32 yard interception return
- BSU Tony Nibbs 2 run (pass failed)
- BSU Brian Oliver 2 pass from Neu (pass failed)

TEAM STATISTICS	BSU	USU
First Downs	14	25
Rushes-Yards	26-73	46-205
Passing Yards	241	286
Total Yards	314	491
Passing (Comp-Att-Int)	21-38-2	25-39-2
Punts-Average	5-41	3-39.3
Fumbles - Lost	1-1	2-1
Penalties -Yards	5-30	15-150
Time of Poss.	24:49	35:11

### INDIVIDUAL STATISTICS

**RUSHING** – BSU: Blair 10-11, Neu 7-4, Nibbs 6-18, Kent 1-27, McCray 1-10, Deede 1-3. USU: Grier 33-142, Calvillo 8-50, Dye 2-8, Huey 1-5, Thompson 1-0, Team 1-0.

**PASSING** – BSU: Neu 20-37-2-239, Blair 1-1-0-2. USU: Calvillo 25-39-2-286.

**RECEIVING** – BSU: Blair 10-66, Oliver 5-114, Gorman 2-32, McCray 2-21, Freeman 1-6, Neu 1-2. USU: Jenkins 5-94, McMahon 4-54, Lee 4-48, A. Thompson 4-28, Ray 3-22, Grier 2-32, Turner 1-10, G. Thompson 1-2.



# PIONEER LAS VEGAS BOWL RECAPS

## Las Vegas Bowl III



UNLV 52  
Head Coach: Jeff Horton (7-5)



Central Michigan 24  
Head Coach: Dick Flynn (9-3)

**(December 15, 1994)** – UNLV scored a lopsided 52-24 victory over Central Michigan in Las Vegas Bowl III. The anticipated match-up between Central Michigan’s heralded RB Brian Pruitt and the Rebels’ WR Randy Gatewood never materialized as Pruitt was sidelined with an injury and did not play.

**Keys to the game:** The Chippewas fumbled five times and allowed 589 total yards by the Rebel offense.

**Attendance:** 17,562

**MVP** - Henry Bailey, WR, UNLV – 5 receptions, 101 yards, 1 TD – 7 carries, 79 yards, 3 rushing TDs

UNLV	14	17	14	7	-	52
Central Michigan	10	0	0	14	-	24

- UNLV Henry Bailey 46 pass from Jared Brown (Nick Garritano kick)
- UNLV Henry Bailey 1 run (Garritano kick)
- CMU Brad Blasy 20 FG
- CMU Terrence McMillan 53 pass from Erik Timpf (Blasy kick)
- UNLV Bailey 49 run (Garritano kick)
- UNLV Keith Washington 15 fumble return (Garritano kick)
- UNLV Garritano 38 yard FG
- UNLV Bailey 1 run (Garritano kick)
- UNLV Daemon Keener 33 pass from Brown (Garritano kick)
- UNLV Gatewood 45 pass from Jason Davis (Garritano kick)
- CMU McMillan 24 pass from Chad Darnell (Blasy kick)
- CMU Damon Tolbert 4 run (Blasy kick)

TEAM STATISTICS	UNLV	CMU
First Downs	26	22
Rushes-Yards	42-301	51-152
Passing Yards	288	224
Total Yards	589	376
Passing (Comp-Att-Int)	15-27-0	13-25-2
Punts-Average	2-45	5-41.2
Fumbles - Lost	3-1	5-2
Penalties -Yards	8-89	6-50
Time of Poss.	23:29	36:34

### INDIVIDUAL STATISTICS

**RUSHING** – UNLV: Branch 13-125, Bailey 7-79, Perez 7-31, Brown 6-32, Love 6-21, Davis 3-13. CMU: Johnson 16-47, Timpf 12-6, Tolbert 11-79, King 6-51, Darnell 5-(minus 24), Korytkowski 1-(minus 7).

**PASSING** – UNLV: Brown 11-21-0-195, Davis 4-6-0-93. CMU: Timpf 7-12-1-122, Darnell 6-13-1-102.

**RECEIVING** – UNLV: Gatewood 6-104. Bailey 5-101, Keener 1-33, Bell 1-31, Lewis 1-12, Brewer 1-7. CMU: McMillan 4-100, Korytkowski 3-44, Dunlap 3-40, Miller 2-32, Johnson 1-8.





# PIONEER LAS VEGAS BOWL RECAPS

## Las Vegas Bowl IV



Toledo 40  
Head Coach: Gary Blackney (11-0-1)



Nevada 37 OT  
Head Coach: Chris Ault (9-3)

**(December 14, 1995)** – In Las Vegas Bowl IV, the Rockets defeated the Wolf Pack 40-37 in the first-ever overtime game in Division I-A college football history. After holding Nevada to a field goal, Toledo's Wasean Tait scored his fourth TD of the game, giving the Rockets the victory.

**Keys to the game:** Tait rushed 31 times for 185 yards and Toledo controlled the clock for 34:29.

**Attendance:** 12,500

**MVP** - Wasean Tait, RB, University of Toledo – 31 carries, 185 yards, 4 TDs

Toledo	7	14	6	7	6	-	40
Nevada	7	7	10	10	3	-	37

TOL Huzjak 31 run (Spring kick)  
 NEV Minor 2 run (Shea kick)  
 TOL Tait 18 run (Spring kick)  
 TOL Tait 31 run (Spring kick)  
 NEV Minor 1 run (Shea kick)  
 NEV Shea 34-yard FG  
 TOL Harris 16 run (kick failed)  
 NEV Bennett 4 run (Shea kick)  
 TOL Tait 26 run (Spring kick)  
 NEV Minor 1 run (Shea kick)  
 NEV Shea 26-yard FG  
 NEV Shea 22-yard FG  
 TOL Tait 2 run

TEAM STATISTICS	NEV	TOL
First Downs	23	33
Rushes-Yards	29-83	54-307
Passing Yards	330	254
Total Yards	438	410
Passing (Comp-Att-Int)	27-51-0	23-41-1
Punts-Average	5-49.8	3-37.3
Fumbles-Lost	2-0	4-3
Penalties-Yards	3-15	9-84
Time of Poss.	25:31	34:29

### INDIVIDUAL STATISTICS

**RUSHING** – Nevada: Minor 16-38, Wilson 10-34, Maxwell 2-7, Bennett 1-4. Toledo: Tait 31-185, Huzjak 13-59, Engel 9-47, Harris 1-16.

**PASSING** – Nevada: Maxwell 27-49-0-330. Toledo: Huzjak 23-41-1-254.

**RECEIVING** – Nevada: Van Dyke 14-176, West 4-46, McHenry 3-43, Wilkins 2-33, Minor 2-14, Noisy 1-11. Toledo: Tait 6-53, Kreitzburg 4-49, Spriggs 3-44, Brunswick 4-27, Rosi 3-41.



# PIONEER LAS VEGAS BOWL RECAPS

## Las Vegas Bowl V



Nevada 18  
Head Coach: Jeff Tidel (10-2)



Ball State 15  
Head Coach: Bill Lynch (7-5)

**(December 18, 1996)** – The University of Nevada defense dominated the game, holding Ball State to 218 yards of total offense. The tenacious Wolf Pack defense forced 12 Ball State punts and controlled the game from the outset. **Key to the game:** Nevada LB Mike Crawford, the eventual game MVP, picked off a Ball State pass with 2:03 remaining to secure the victory.

**Attendance:** 10,118

**MVP** - Mike Crawford, LB, University of Nevada – 22 tackles, 3 sacks, 1 interception

Ball State	0	7	0	8	-	15
Nevada	9	3	0	6	-	18

- NEV Wilkins 16 pass from Dutton (kick blocked)
- NEV Shea 22-yard FG
- BSU Moore 62 run (Locklear kick)
- NEV Shea 33-yard FG
- NEV Wilkins 11 pass from Bennett (pass failed)
- BSU Reese 27 pass from Baldwin (Abernathy pass from Baldwin)

TEAM STATISTICS	NEV	BSU
First Downs	24	12
Rushes-Yards	31-84	36-112
Passing Yards	376	106
Total Yards	460	218
Passing (Comp-Att-Int)	26-48-2	11-31-1
Punts-Average	6-39.0	12-41.1
Fumbles-Lost	1-0	1-0
Penalties-Yards	6-51	7-49
Time of Poss.		

### INDIVIDUAL STATISTICS

**RUSHING** – Nevada: Lemon 24-96. Ball State: Moore 8-74, Blair 14-44.

**PASSING** – Nevada: Dutton 18-33-2-224, Bennett 8-15-0-152 yards. Ball State: Baldwin 11-31-1-106 yards.

**RECEIVING** – Wilkins 10-106.



# PIONEER LAS VEGAS BOWL RECAPS

## Las Vegas Bowl VI



Oregon 41  
Head Coach: Mike Belotti (7-5)



Air Force 13  
Head Coach: Fisher DeBerry (10-3)

**(December 20, 1997)** – In a match-up between Oregon’s explosive offense and the vaunted defense of the Air Force Academy, the Ducks proved to have too much firepower. Oregon scored on its first two plays from scrimmage, a 69-yard reception by eventual game MVP Pat Johnson and a 76-yard run by Saladin McCullough, and coasted to a convincing victory.

**Keys to the game:** Oregon gained 583 yards from scrimmage and put up 41 points against an Air Force defense that yielded, on average, only 12.4 points per contest during the season.

**Attendance:** 21,514

**MVP** - Pat Johnson, WR, University of Oregon – 5 receptions, 169 yards, 2 TDs

Oregon	13	13	8	7	-	41
Air Force	0	0	13	0	-	13

- ORE Pat Johnson 69 pass from Akili Smith (Josh Frankel kick)
- ORE Saladin McCullough 76 run (kick failed)
- ORE Kevin Parker recovered blocked punt in endzone (kick failed)
- ORE Tony Hartley 7 pass from Jason Maas (Joshua Smith kick)
- AFA Blane Morgan 1 run (Alex Wright kick)
- ORE Hartley 21 pass from Maas (Blake Spence from Maas)
- AFA Bryce Fisher 45 fumble recovery (pass failed)
- ORE Johnson 78 pass from Maas (J. Smith kick)

TEAM STATISTICS	ORE	AFA
First Downs	22	11
Rushes-Yards	43-266	41-152
Passing Yards	317	59
Total Yards	583	212
Passing (Comp-Att-Int)	16-30-1	6-21-1
Punts – Avg.	6-38.7	10-36.6
Fumbles – Lost	3-2	1-1
Penalties – Yards	19-166	7-57
Time of Poss.	30:22	29:38

### INDIVIDUAL STATISTICS

**RUSHING** – Oregon: McCullough 17-150, Maas 5-40, Latimer 5-30, Cooper 6-27, Crump 5-26, Parker 1-8, Winn 1-(minus 1), Young 1-(minus 2), Smith 2-(minus 12). Air Force: Singleton 13-66, Ruff 7-27, Brown 1-16, Farmer 1-13, Paroda 5-12, Rillos 1-5, Hill 3-5, Morgan 8-5, Gilliam 2-3.

**PASSING** – Oregon: Maas 9-15-0-188, Smith 4-10-1-87, Feeley 3-4-0-42, Johnson 0-1-0-0. Air Force: Morgan 6-19-1-59, Bonds 0-2-0-0.

**RECEIVING** – Oregon: Johnson 5-169, Hartley 3-35, Spence 2-59, Collins 2-5, Parker 1-22, Weaver 1-20, Brust 1-6, Haynes 1-1. Air Force: Newman 2-29, Ruff 2-10, Rillos 1-13, Farmer 1-7.





# PIONEER LAS VEGAS BOWL RECAPS

## EA Sports Las Vegas Bowl VII



North Carolina 20  
Head Coach: Carl Torbush (7-5)



San Diego State 13  
Head Coach: Ted Tollner (7-5)

**(December 19, 1998)** – With winds blowing through Sam Boyd Stadium at more than 45 m.p.h., both defenses dominated the action. UNC freshman quarterback Ronald Curry, who would go on to claim the Las Vegas Bowl MVP trophy, scored on a 48-yard run in the first quarter. UNC added a touchdown when David Bomar recovered a blocked punt in the endzone and took a 20-10 first-half lead. The Tar Heel defense held off the Aztecs in the second half to claim the victory.

**Key to the game:** UNC LB Keith Newman intercepted a pass at the 2-yard line with only :25 remaining to seal the victory.

**Attendance:** 21,429

**MVP** - Ronald Curry, QB, University of North Carolina – 10 carries, 93 yards, 1 TD

UNC	12	8	0	0	-	20
SDSU	7	3	0	3	-	13

SDSU Lonny Mitchell 60 run (Nate Tandberg kick)

UNC Josh McGee 32 yard FG

UNC J. McGee 23 yard FG

UNC Ronald Curry 48 run (kick failed)

UNC David Bomar recovered block punt in endzone (Kory Bailey pass from Curry)

SDSU N. Tandberg 32 yard FG

SDSU N. Tandberg 38 yard FG

### TEAM STATISTICS

	UNC	SDSU
First Downs	8	20
Rushes-Yards	37-163	49-193
Passing Yards	33	102
Total Yards	196	295
Passing (Comp-Att-Int)	4-13-0	11-23-1
Punts – Avg.	5-44.0	7-24.1
Fumbles – Lost	1-1	3-0
Penalties – Yards	6-73	4-36
Time of Poss.	26:13	33:47

### INDIVIDUAL STATISTICS

**RUSHING** – UNC: Curry 10-93, Saunders 17-39, Dyer 4-15, Stevens 1-9, Robinson 3-6, Davenoport 2-1. SDSU: Lewis 25-61, Russell 13-41, Ned 9-25, Reyes 1-18, Gourdine 1-(minus 12), Mitchell 1-60.

**PASSING** – UNC: Davenport, 3-11-0-30, Curry, 1-2-0-3. SDSU: Russell 10-22-1-99, Lewis, 1-1-0-3.

**RECEIVING** – UNC: Brown 3-18, Harris 1-15. SDSU: D. Gourdine 3-31, Ned 2-18, Lewis 2-14, Mecham 1-18, Mitchell 1-14, McNeill 1-4, Russell 1-3.





# PIONEER LAS VEGAS BOWL RECAPS

## EA Sports Las Vegas Bowl VIII



Utah 17  
Head Coach: Ron McBride (8-4)



Fresno State 16  
Head Coach: Pat Hill (8-5)

**(December 18, 1999)** – The eighth edition of the Las Vegas Bowl provided memorable performances from key players. Fresno State’s Terence Brown blocked two kicks, including one that was returned for a touchdown. For the University of Utah, Las Vegas Bowl MVP Mike Anderson rushed 34 times for 254 yards and two touchdowns. The game itself also was stellar as the Utes’ overcame a fourth quarter deficit to defeat the Bulldogs, 17-16.

**Keys to the game:** Utah held the ball for 35:54 and gained 548 yards of total offense. Mike Anderson rushed for 254 yards, the sixth-highest total in bowl history.

**Attendance:** 28,227

**MVP** - Mike Anderson, RB, University of Utah – 34 carries, 254 yards, 2 TDs

Fresno State	7	0	3	6	-	16
Utah	7	0	7	3	-	17

- Fresno St. Payton Williams 75 yard blocked FG return (Jeff Hanna kick)
- Utah Mike Anderson 34 run (Tommy Truhe kick)
- Fresno St. Hanna 27 yard FG
- Utah Anderson 5 run (Truhe kick)
- Fresno St. Derrick Ward 2 run (kick blocked)
- Utah Truhe 33 yard FG

TEAM STATISTICS	FS	UT
First Downs	16	25
Rushes-Yards	32-132	54-334
Passing Yards	147	214
Total Yards	279	548
Passing (Comp-Att-Int)	14-28-0	11-24-1
Punts – Avg.	5-37.2	4-39.0
Fumbles – Lost	0-0	0-0
Penalties – Yards	6-59	15-151
Time of Poss.	24:06	35:54

### INDIVIDUAL STATISTICS

**RUSHING** – Fresno St.: Ward 15-63, Gaines 8-34, Armstrong 4-29, Smith 3-22, Wright 2-4.

Utah: Anderson 34-254, Bacon 8-91, Russell 1-4, Arceneaux 9-14, Croshaw 2-0.

**PASSING** – Fresno St.: Volek 14-28-0-147. Utah: Arceneaux 8-15-0-94, Croshaw 3-9-1-120.

**RECEIVING** – Fresno St.: Wright 6-55, Smith 4-53, Armstrong 1-20, Mahdi 1-8, Branstetter 1-6, Berrian 1-5. Utah: Russell 5-96, Bendinger 2-70, Utu 2-28, Anderson 1-15, Richardson 1-5.





# PIONEER LAS VEGAS BOWL RECAPS

## Las Vegas Bowl IX



UNLV 31  
Head Coach: John Robinson (8-5)



Arkansas 14  
Head Coach: Houston Nutt (6-6)

**(December 21, 2000)** – Both participants entered the Las Vegas Bowl with momentum. After falling to 4-5, Arkansas finished the season with wins over SEC-rivals Mississippi State and LSU to earn a berth in the Las Vegas Bowl. Similarly, after falling to 4-5 after a loss to Utah, UNLV recorded three straight wins and capped the season with a thrilling 34-32 win against Hawaii.

The Razorbacks jumped out to a 14-7 lead midway through the second quarter when QB Robby Hampton found Boo Williams for a 25-yard touchdown pass. The Rebels answered before halftime when eventual Las Vegas Bowl MVP Jason Thomas found Nate Turner for five yards to tie the score at 14-14. In the second half, UNLV took the lead for the first time when Thomas hooked up with Troy Mason for 54 yards. The Rebels never relinquished the lead holding the Razorbacks scoreless in the second half to record a 31-14 victory.

**Keys to the game:** UNLV averaged 7.4 yards per play and out-gained Arkansas 476-298 in total yards. Jason Thomas was efficient in the passing game (12-17-0-217) and threw 3 touchdown passes.

**Attendance:** 29,113

**MVP** – Jason Thomas, QB, UNLV – 12-17, 217 yards, 3 TDs

Arkansas	7	7	0	0	-	14
UNLV	0	14	7	10	-	31

ARK Rod Stinson 7 pass from Robby Hampton (Brennan O'Donohoe kick)

UNLV Nate Turner 19 pass from Jason Thomas (Dillon Pieffer kick)

ARK Boo Williams 25 pass from Hampton (O'Donohoe kick)

UNLV Turner 5 pass from Thomas (Pieffer kick)

UNLV Troy Mason 54 pass from Thomas (Pieffer kick)

UNLV Pieffer 26 yard FG

UNLV Kevin Brown 18 run (Pieffer kick)

### TEAM STATISTICS

	ARK	UNLV
First Downs	15	19
Rushes - Yards	32-127	47-314
Passing Yards	183	217
Total Yards	298	476
Passing (Comp-Att-Int)	18-40-0	12-17-0
Punts – Avg.	7-46.1	4-40.3
Fumbles – Lost	0-0	6-1
Penalties – Yards	6-76	12-119
Time of Poss.	29:35	30:25

### INDIVIDUAL STATISTICS

**RUSHING** – Arkansas: Holmes 26-104, Howard 1-12, Hampton 4-10, Stinson 1-1. UNLV: Rudolf 14-110, Brown 13-80, Wofford 4-44, Thomas 10-45, Turner 1-18, Johnson 2-12, Costa 1-4, Gordon 1-1, Team 1-(minus 22).

**PASSING** – Arkansas: Hampton 18-40-0-183. UNLV: Thomas 12-17-0-217.

**RECEIVING** – Arkansas: Williams 7-97, Smith 4-26, Snowden 4-20, Hamilton 2-33, Stinson 1-7. UNLV: Turner 8-126, Mason 3-89, Wofford 1-2.





# PIONEER LAS VEGAS BOWL RECAPS

## Sega Sports Las Vegas Bowl



Utah 10  
Head Coach: Ron McBride (8-4)



USC 6  
Head Coach: Pete Carroll (6-6)

**(December 25, 2001)** – In the first Las Vegas Bowl played on Christmas Day, the University of Utah Utes of the Mountain West Conference recorded a 10-6 victory over the Pac-10 Conference's USC Trojans. The Utah rushing game, headed by the tandem of Adam Tate (23 rushes for 103 yards) and MVP Dameon Hunter (17 rushes for 94 yards), controlled the line of scrimmage and dominated time of possession, holding the ball for 38:01. The Utes controlled the first 30 minutes and led 10-0 at halftime on a 3-yard touchdown run by Tate in the first quarter and a 26-yard field goal by Ryan Kaneshiro in the second. The Trojans, led by junior QB Carson Palmer, began the third period with an 80-yard 12-play drive to cut Utah's lead to 10-6. The Utes defense held the Trojans scoreless the rest of the way to claim the Sega Sports Las Vegas Bowl championship trophy.

**Keys to the game:** Utah held USC to 1-yard rushing and 151-yards total and controlled the ball for 38:01. As a team, Utah rushed the ball 54 times for 222 yards.

**Attendance:** 30,894

**MVP** – Dameon Hunter, RB, University of Utah – 17 carries, 94 yards

Utah	7	3	0	0	-	10
USC	0	0	6	0	-	6

UTAH Adam Tate 3 run (Ryan Kaneshiro kick)

UTAH Kaneshiro 26 yard FG

USC Sunny Byrd 2 run (David Davis kick failed)

TEAM STATISTICS	UU	USC
First Downs	20	12
Rushes - Yards	54-222	25-1
Passing Yards	136	150
Total Yards	358	151
Passing (Comp-Att-Int)	11-21-1	15-26-0
Punts – Avg.	6-38.0	8-37.8
Fumbles – Lost	0-0	0-0
Penalties – Yards	10-95	6-47
Time of Poss.	38:01	21:59

### INDIVIDUAL STATISTICS

**RUSHING** – Utah: Tate 23-103, Hunter 17-94, Russell 2-15, Ita'Aehau 1-7, Houston 1-3, Rice 12-1, Smith 1-1, Fortune 1-1, Team 2-(minus 3). USC: Byrd 10-31, Howard 3-14, Poston 3-12, Hale 1-8, Team 2-(minus 13), Palmer 6-(minus 51).

**PASSING** –Utah: Rice 12-21-1-136. USC: Palmer 15-26-0-150.

**RECEIVING** – Utah: Lyman 4-41, Richardson 3-35, Smith 2-24, Russell 2-19, Houston 1-17. USC: Kelly 3-33, Pitts 3-32, Colbert 2-38, Holmes 2-16, Dickerson 2-8, Hale 1-13, Byrd 1-8, Landrigan 1-2





# PIONEER LAS VEGAS BOWL RECAPS

## Sega Sports Las Vegas Bowl



UCLA 27  
Head Coach: Ed Kezirian (Interim)



New Mexico 13  
Head Coach: Rocky Long (6-6)

**(December 25, 2002)** – UCLA interim head coach Ed Kezirian led the Bruins to a 27-13 victory over New Mexico in the eleventh edition of the Las Vegas Bowl. UNM, making only its second bowl appearance in 41 years, jumped out to a 6-3 lead on a 55-yard interception return by Desmar Black in the first quarter. Following the touchdown, Katie Hnida became the first woman to play in a Division I-A football game when she attempted the extra point. The kick, which sailed low, was blocked by the Bruins. In the second half, UCLA (8-5) got the big plays and defensive stops it needed to seal the victory. The Bruins put the game away with a 74-yard punt return by MVP Craig Bragg and two touchdowns in the fourth quarter off New Mexico turnovers. Safety Jarrad Page scored one minute into the fourth quarter on a 29-yard interception return after he picked the ball out of the air on a pass from Casey Kelly that hit tight end Zach Cresap in the back. Freshman halfback Tyler Ebell scored with 10:40 left after New Mexico's third turnover of the game – a fumble by wide receiver Joe Manning that was recovered by linebacker Brandon Chillar at the Lobos 31.

**Keys to the game:** Despite being out-gained by New Mexico in total offense, UCLA returned an interception and punt for scores in the win.

**Attendance:** 30,324

**MVP** – Craig Bragg, WR, UCLA – 4 catches, 38 yards, returned punt 74 yards for a TD

UCLA	3	3	7	14	-	27
New Mexico	6	0	0	7	-	13

UCLA Nate Fikse 49 yard FG

UNM Desmar Black 55 interception return (kick blocked)

UCLA Fikse 39 yard FG

UCLA Craig Bragg 74 punt return (Fiske kick)

UCLA Jarrad Page 29 interception return (Chris Griffith kick)

UCLA Tyler Ebell 1 run (Fikse kick)

UNM Joe Manning 11 pass from Casey Kelly (Kenny Byrd kick)

### TEAM STATISTICS

	UCLA	UNM
First Downs	9	15
Rushes -Yards	39-73	34-45
Passing Yards	94	237
Total Yards	167	282
Passing (Comp-Att-Int)	12-22-1	18-35-1
Punts – Avg.	8-44.9	6-38.5
Fumbles – Lost	1-0	4-2
Penalties – Yards	10-108	9-68
Time of Poss.	31:13	28:47

### INDIVIDUAL STATISTICS

**RUSHING** – New Mexico: Brody 4-17, Moore 14-17, Counter 1-9, Boyd 2-5, Millea 3-2, Byrd 1-1, Kelly 8-(minus 4), Gaus 1-(minus 4). UCLA: Ebell 25-70, White 9-23, Harris 1-0, Sciarra 1-(minus 4), Olson 1-(minus 4), Moore 2-(minus 12).

**PASSING** – New Mexico: Kelly 18-32-1-237, Bruncker 0-1-0-0, Millea 0-1-0-0, Team 0-1-0-0.

UCLA: Moore 9-16-0-80, Olson 3-6-1-14, Sciarra 0-0-0-0.

**RECEIVING** – New Mexico: Counter 5-78, Farrell 4-78, Manning 3-42, Moore 3-13, Cresap 1-15, Thomas 1-7, Penley 1-4. UCLA: Bragg 4-38, Taylor 4-19, White 2-18, Carter 1-16, Groves 1-3.







# PIONEER LAS VEGAS BOWL RECAPS

## Las Vegas Bowl XII



Oregon State 55  
Head Coach: Mike Riley (8-5)



New Mexico 14  
Head Coach: Rocky Long (8-5)

**(December 24, 2003)** – In Mike Riley's first bowl appearance as a head coach, Oregon State completely dominated New Mexico by a score of 55-14. Junior running back Steven Jackson, a native of Las Vegas, earned Las Vegas Bowl MVP honors after scoring five touchdowns and rushing for 149 yards on 28 carries. He also had five catches for 51 yards for 200 all-purpose yards. Jackson's five scores – a 34-yard touchdown reception from Derek Anderson and touchdown runs of 3, 11, 6 and 1 yards – tied the all-time bowl record held by two players: Sheldon Canley of San Jose State who scored five times against Central Michigan in 1990's California Bowl and Barry Sanders who tallied five scores (all rushing) against Wyoming in the 1988 Holiday Bowl. On the defensive side, Oregon State held heralded sophomore running back DonTrell Moore to 5 yards on 11 carries.

**Keys to the game:** Oregon State held New Mexico to one first down in the first half and 21 total yards through the first three quarters.

**Attendance:** 25,437

**MVP** – Steven Jackson, RB, Oregon State – 28 carries, 149 yards. 4 TDs

Oregon St.	17	14	10	14	-	55
New Mexico	7	0	0	7	-	14

OSU Steven Jackson 34 pass from Anderson (Kirk Yliniemi kick)  
 OSU Yliniemi 21 yard FG  
 UNM Hank Baskett 27 pass from Kenny Kelly (Wes Zunker kick)  
 OSU Mike Hass 42 pass from Derek Anderson (Yliniemi kick)  
 OSU Jackson 3 run (Yliniemi kick)  
 OSU Jackson 11 run (Yliniemi kick)  
 OSU Jackson 6 run (Yliniemi kick)  
 OSU Yliniemi 31 yard FG  
 OSU Jackson 1 run (Yliniemi kick)  
 UNM Dwight Counter 17 pass from Kole McKamey (Zunker kick)  
 OSU Josh Hawkins 19 pass from Adam Rothenfluh (Yliniemi kick)

TEAM STATISTICS	OSU	UNM
First Downs	29	7
Rushes -Yards	35-154	34-6
Passing Yards	386	121
Total Yards	540	127
Passing (Comp-Att-Int)	27-41-1	10-23-1
Punts – Avg.	3-37	10-39
Fumbles – Lost	1-1	1-1
Penalties – Yards	10-94	13-103
Time of Poss.	29:36	30:24

### INDIVIDUAL STATISTICS

**RUSHING** – Oregon St.: Jackson 28-149, Newson 1-5, Wright 5-3, Anderson 1-(minus 3).

New Mexico: Byrd 2-13, McKamey 5-7, Moore 11-5, Brody 1-3, Cox 4-(minus 1), Kelly 9-(minus 20).

**PASSING** – Oregon St.: Anderson 21-32-1-322, Rothenfluh 6-8-0-64, Newson 0-1-0-0. New Mexico: Kelly 4-12-0-32, McKamey 4-9-1-25, Bruner 1-1-0-18, Baskett 1-1-0-46.

**RECEIVING** – Oregon St.: Euhus 7-121, Hass 6-88, Jackson 5-51, Newson 3-57, Gillett 3-25, Hawkins 1-19, Newton 1-15, Wright 1-10. New Mexico: Counter 2-63, Augustyniak 2-11, Thomas 2-3, Baskett 1-27, McKamey 1-18, Cresap 1-3, Moore 1-(minus 4).



# PIONEER LAS VEGAS BOWL RECAPS

## Pioneer PureVision Las Vegas Bowl



Wyoming 24  
Head Coach: Joe Glenn (7-5)



UCLA 21  
Head Coach: Karl Dorrell (6-6)

**(December 23, 2004)** – Wyoming won its first bowl game in nearly 30 years, upsetting heavily favored UCLA 24-21 in the 13th edition of the Pioneer PureVision Las Vegas Bowl before a bowl-record crowd of 27,784 at Sam Boyd Stadium. The Cowboys jumped out to an early 10-0 lead on a 39-yard field goal by Deric Yaussi and then a 10-yard touchdown pass from Corey Bramlet to Tyler Holden late in the opening quarter. UCLA answered with two passing touchdowns in the second quarter, the first a 26-yard hook-up between Bruin quarterback Drew Olson and wide receiver Junior Taylor, cutting the lead to 10-7. After Olson hurt his knee, Bruin backup David Koral came in and kept the Bruin offense moving connecting with Craig Bragg twice, once in the second and again in the third quarter to give UCLA a 21-10 lead heading into the fourth quarter.

The Cowboys used a trick play to cut into the deficit, as Jovon Bouknight threw a pass on a wide receiver reverse that J.J. Raterink hauled in for a 22-yard touchdown that trimmed the margin to 21-17. Bramlet then completed the Cowboy comeback, firing a 12-yard touchdown pass to John Wadkowski with 57 seconds left in the game. Bramlet finished the game with 307 yards passing and two touchdowns, earning him MVP honors.

**Keys to the game:** Wyoming threw for 329 yards through the air, including three touchdown passes while UCLA had just 185 passing yards.

**Attendance:** 27,784

**MVP** – Corey Bramlet, QB, Wyoming – 20-34, 307 yards, 2 TDs

Wyoming	10	0	0	14	-	24
UCLA	0	14	7	0	-	21

WYO Deric Yaussi 39 yard FG

WYO Tyler Holden 10 yard pass from Corey Bramlet (Deric Yaussi kick)

UCLA Junior Taylor 26 yard pass from Drew Olson (Justin Medlock kick)

UCLA Craig Bragg 17 yard pass from David Koral (Justin Medlock kick)

UCLA Craig Bragg 25 yard pass from David Koral (Justin Medlock kick)

WYO J.J. Raterink 22 yard pass from Jovon Bouknight (Deric Yaussi kick)

WYO John Wadkowski 12 yard pass from Corey Bramlet (Deric Yaussi kick)

### TEAM STATISTICS

	WYO	UCLA
First Downs	19	19
Rushes – Yards	30-76	42-126
Passing Yards	329	185
Total Yards	405	311
Passing (Comp-Att-Int)	21-38-1	13-24-0
Punts – Avg.	7-32.0	6-44.0
Fumbles – Lost	1-0	6-2
Penalties – Yards	11-114	10-84
Time of Poss.	30:11	29:49

### INDIVIDUAL STATISTICS

**RUSHING** – Wyoming: Harris 13-27, Davis 1-16, Harrison 5-16, Bouknight 1-13, Bramlet 9-5. UCLA: Drew 25-126, Markey 5-20, White 3-3, Olson 1-(minus 9), Koral 8-(minus 14).

**PASSING** – Wyoming: Bramlet 20-34-1-307, Raterink 0-3-0-0, Bouknight 1-1-0-22. UCLA: Olson 6-12-0-96, Koral 12-7-0-89.

**RECEIVING** – Wyoming: Bouknight 5-107, Holden 4-115, Pleasant 4-51, Barge 3-8, Wadkowski 2-20, Raterink 1-22, Ford 1-5, Harris 1-1. UCLA: Bragg 7-95, Markey 2-14, Taylor 1-29, White 1-6.





# PIONEER LAS VEGAS BOWL RECAPS

## Pioneer PureVision Las Vegas Bowl



Cal 35  
Head Coach: Jeff Tedford (8-4)



BYU 28  
Head Coach: Bronco Mendenhall (6-6)

**(December 22, 2005)** – Cal's Marshawn Lynch rushed for career highs of 194 yards and three touchdowns to help the Golden Bears hold off BYU and win the 2005 Pioneer PureVision Las Vegas Bowl 35-28 before a packed Sam Boyd Stadium on Dec. 22. Lynch earned MVP honors for his running efforts while teammate DeSean Jackson caught two scoring passes for Cal, which improved to 8-4. Cal took a 21-point lead into the final quarter after Lynch's 35-yard scoring run and Jackson's 22-yard diving TD catch in the third. But BYU quarterback John Beck responded with scoring passes to Jonny Harline and Todd Watkins, whose 9-yard grab with 5:35 left cut Cal's lead to seven points. BYU had a chance to tie late in the game, but Beck's arm was hit by Cal lineman Phillip Mbakogu, and Daymeion Hughes intercepted the wobbling pass to seal the Bears' second bowl victory in three postseason trips under head coach Jeff Tedford. Beck set Pioneer PureVision Las Vegas Bowl records by going 35-for-53 for 352 yards and three TDs. Enjoying playing before a partisan Cougar crowd among the bowl-record 40,053 fans, BYU made its first bowl trip in four years and finished the season at 6-6.

**Keys to the game:** Marshawn Lynch ran for nearly 200 yards himself and the Cal ground game racked up 241 yards while BYU ran for just 94 yards.

**Attendance:** 40,053

**MVP** – Marshawn Lynch, RB, Cal – 24 carries, 199 yards, 3 TDs

Cal	7	14	14	0	-	35
BYU	0	14	0	14	-	28

CAL	Marshawn Lynch 3 yard run (Schneider kick)
BYU	Curtis Brown 19 yard pass from John Beck (McLaughlin kick)
CAL	Marshawn Lynch 23 yard run (Schneider kick)
BYU	Naufahu Tahi 3 yard run (McLaughlin kick)
CAL	DeSean Jackson 42 yard pass from Steve Levy (Schneider kick)
CAL	Marshawn Lynch 35 yard run (Schneider kick)
CAL	DeSean Jackson 22 yard pass from Steve Levy (Schneider kick)
BYU	Jonny Harline 7 yard pass from John Beck (McLaughlin kick)
BYU	Todd Watkins 9 yard pass from John Beck (McLaughlin kick)

TEAM STATISTICS	BYU	CAL
First Downs	27	26
Rushes - Yards	27-94	43-241
Passing Yards	352	228
Total Yards	446	469
Passing (Comp-Att-Int)	35-53-2	16-23-0
Punts – Avg.	4-41.8	4-41.3
Fumbles – Lost	1-0	1-0
Penalties – Yards	12-103	9-85
Time of Poss.	33:07	26:53

### INDIVIDUAL STATISTICS

**RUSHING** – BYU: Beck 7-42, Brown 12-28, Tahi 8-24. CAL: Lynch 24-194, Forsett 8-37, Jordan 2-10, Manderino 2-7, Levy 4-0.

**PASSING** – BYU: Beck 53-35-2-352. CAL: Levy 23-16-0-228.

**RECEIVING** – BYU: Meikle 12-93, Harline 7-73, Watkins 5-93, Brown 5-45, Allen 2-31, Tahi 2-9, Coats 1-7, Ashworth 1-1. CAL: Jackson 6-130, Jordan 3-15, Beegun 2-32, Lynch 2-27, Manderino 2-20, DeSa 1-4.





# PIONEER LAS VEGAS BOWL RECAPS

## Pioneer PureVision Las Vegas Bowl



BYU 38  
Head Coach: Bronco Mendenhall (11-2)



Oregon 8  
Head Coach: Mike Bellotti (7-6)

**(December 21, 2006)** – BYU quarterback John Beck stood on the podium above a throng of blue-clad fans so dense the green field below them was barely visible. After five years of frustration and a decade of postseason futility, BYU finally had something to celebrate. Beck passed for 375 yards and two touchdowns, leading the No. 19 Cougars to a 38-8 victory over Oregon in the Pioneer PureVision Las Vegas Bowl. BYU (11-2) closed the season with 10 straight victories, capping the streak with its first bowl win since the 1996 season. Beck was 28-for-46 with two interceptions, and got plenty of help. Curtis Brown ran for 120 yards and two TDs, Jonny Harline, voted game MVP, caught nine passes for 181 yards and Justin Robinson intercepted two passes for BYU, which shut out the Ducks (7-6) through three quarters. Beck, Brown, Harline and Robinson were all playing their final game for the Cougars. Cougars fans who packed Sam Boyd Stadium with a record crowd of 44,615 stormed the field after the final play in celebration of the BYU blowout. It was the largest crowd in stadium history, breaking the previous high of 42,075 fans for UNLV's game against Wisconsin in 2002, and the fans were nearly all wearing BYU dark blue.

**Keys to the game:** BYU racked up 548 yards of total offense, including 181 yards receiving by Jonny Harline and 375 yards passing by quarterback John Beck.

**Attendance:** 44,615

**MVP** – Jonny Harline, TE, BYU – 9 receptions, 181 yards, 1 TD

BYU	0	17	7	14	-	38
Oregon	0	0	0	8	-	8

- BYU Jared McLaughlin 24 yard FG
- BYU Curtis Brown 6 yard run (McLaughlin kick)
- BYU Jonny Harline 41 yard pass from John Beck (McLaughlin kick)
- BYU Curtis Brown 4 yard run (McLaughlin kick)
- BYU John Beck 13 yard run (McLaughlin kick)
- UO Brian Paysinger 47 yard pass from Dennis Dixon (Johnson rush)
- BYU Manase Tonga 17 yard pass from John Beck (McLaughlin)

TEAM STATISTICS	BYU	UO
First Downs	27	26
Rushes - Yards	27-94	43-241
Passing Yards	352	228
Total Yards	446	469
Passing (Comp-Att-Int)	35-53-2	16-23-0
Punts – Avg.	4-41.8	4-41.3
Fumbles – Lost	1-0	1-0
Penalties – Yards	12-103	9-85
Time of Poss.	33:07	26:53

### INDIVIDUAL STATISTICS

**RUSHING** – BYU: Brown 17-120, Beck 6-26, Tonga 4-21, Meikle 2-3, Vakapuna 2-3. OREGON: Dixon 10-51, Johnson 6-41, Stewart 7-21, Leaf 7-(-19),

**PASSING** – BYU: Beck 46-28-2-375-2 OREGON: Dixon 20-10-1-122-1, Leaf 14-6-1-44-0.

**RECEIVING** – BYU: Harline 9-181, Brown 7-55, Tonga 4-52, Jacobson 2-26, Reed 2-14, Collie 2-10, Allen 1-34, Vakapuna 1-3 OREGON: Kent 5-33, Johnson 3-25, Dickson 3-20, Paysinger 1-47, Rosario 1-12, Stewart 1-9, Strong 1-8, Finley 1-7, Colvin 1-5.







# LAS VEGAS: A UNIQUE BLEND OF EXCITEMENT



Las Vegas remains the premier destination for pleasure seekers of all kinds. Through its unmatched entertainment and attractions, worldclass shopping, five-star dining, 24-hour casino action and multitude of other liberating experiences, Las Vegas offers you the freedom to get away from it all. Feel the electrifying atmosphere of Las Vegas, fueled by the unparalleled hotels along The Strip and glittering Downtown Las Vegas. Fantastic themed resorts whisk you to an Egyptian pyramid, ancient Rome, France, Italy and the lush South Pacific all in one day and under clear blue skies 300-plus days a year. **Here's a brief overview of what's hot in Las Vegas today:**

## ENTERTAINMENT

Experience what you won't believe at KÀ, a cinematic journey of aerial adventure and perpendicular acrobatics. Staged in ever-changing landscapes that conjure an entire empire, KÀ features 80 international artists performing gravity-defying acrobatic feats, capoeira dance and martial arts. KÀ by Cirque du Soleil is a heroic tale that can only be seen at MGM Grand.

There are also favorites like "Mamma Mia!," Blue Man Group, and Penn & Teller, new entertainment continually debuts on the Vegas stage. New productions include Phantom – The Las Vegas Spectacular (The Venetian). Cirque du Soleil's newest production, LOVE, based on the music of The Beatles (Mirage) and Le Reve (Wynn Las Vegas).

Attractions Beyond the nightlife's glitz and glamour, get your thrills with a visit to Madame Tussauds Celebrity Encounter to pose with favorite legends of stage and screen. Or, experience a safari "Vegas style" and see the exotic animals who call Vegas home at Mandalay Bay's Shark Reef, The Mirage's Secret Garden, the MGM Grand's Lion Habitat and the Flamingo bird sanctuary.

## SHOPPING

Welcoming more than 150 new luxury and specialty retailers in the past year representing an investment of approximately \$2 billion citywide, Las Vegas has

made its debut as one of the premier world-class shopping destinations in the country. With new shopping venues such as Mandalay Place and the Las Vegas Premium Outlets joining favorites like, Fashion Show and Forum Shops at Caesars, and the Grand Canal Shoppes, Le Boulevard at Paris, Via Bellagio, Las Vegas now offers an unprecedented collection of prestigious designer labels from around the globe, all within a 4-mile radius.

## DINING

These days, Las Vegas is America's hottest dining spot, boasting a growing roster of gourmet restaurants and eateries established by celebrity chefs such as Bradley Ogden, Emeril Lagasse, Kerry Simon, Helen An and Wolfgang Puck. Most recently, Bobby Flay, Hubert Keller, Andrew Sasson, Rick Moonen, Daniel Bouloud (already opened) and Richard Sandoval have set up shop, while restaurants from Alain Ducasse, Eric Ripert and Mario Batali are still to come. Not going unnoticed, a host of fine dining and lifestyle magazines -- including Bon Appetit, Wine Spectator, Gourmet, Robb Report and Esquire -- have honored Las Vegas for its fantastic fare, while many individual restaurants have been hailed for their exquisite cuisine.

## SPAS

Now home to 4 Mobil 4-Star Spas, more than any other city in the country, Las Vegas resorts offer the most luxurious and varied spa experiences anywhere, from BATHHOUSE (The Hotel at Mandalay Bay) to the world famous Canyon Ranch Spa Club (The Venetian) and Aquae Sulis (JW Marriott). Ranging from public facilities to those available to resort guests only, the spas in Las Vegas are as diverse as the resort hotels and casinos that house them.

## GOLF

No matter where you are in Las Vegas – playing in one of the megaresorts on the Strip or under the dancing lights of Downtown's Fremont Street Experi-

ence – you are never far from a golf course. There are sixty-plus courses in Las Vegas, all within a one-hour radius of the city, offering challenging play and beautiful landscapes. Jack Nicklaus, Pete Dye, Tom Weiskopf and Robert Trent Jones Jr. are just a few of the designers who have put their signatures on Las Vegas courses that offer surprisingly beautiful desertscapes, flowing waterfalls, rolling greens and mountain views.

## SPECIAL EVENTS

No matter what time of year you visit, Las Vegas is a playing field for the biggest names in professional and college sports and the stage for special entertainment events. Annually, the city hosts: PGA's Frys.com Open, the Pioneer Las Vegas Bowl, Big League Weekend, Mountain West Conference Basketball Tournament, the National Finals Rodeo and the Billboard Music Awards to name a few.

## OUTDOORS

If you are looking for outdoor adventure, Las Vegas' temperate weather makes it the perfect venue for outdoor activities and Southern Nevada offers a wealth of recreational opportunities all within an hour's drive from the Strip. Visitors can take a hike in Red Rock Canyon, rent a boat at Lake Mead, hop a helicopter and tour the Grand Canyon, or grab some clubs and spend a day at any number of championship golf courses. In fact, when it comes to golf, no city can beat the winning combination of great weather, beautiful facilities and challenging greens offered at the 60-plus public, private and semi-private courses in the Las Vegas area. Both Hoover Dam and the Lake Mead National Recreation Area are just a short drive away. The dam also made recreation possible on Lake Mead, which now features camping, boating, water skiing and fishing along 550 miles of scenic shoreline.

For more information about Las Vegas or to obtain a current schedule of events and attractions, visit [www.visitlasvegas.com](http://www.visitlasvegas.com).